FINAL

FACILITY WIDE GROUNDWATER MONITORING PROGRAM

REPORT ON THE JULY 2005 SAMPLING EVENT

RAVENNA TRAINING AND LOGISTICS SITE / RAVENNA ARMY AMMUNITION PLANT,
RAVENNA, OHIO

PREPARED FOR

US ARMY CORPS OF ENGINEERS
LOUISVILLE, KENTUCKY
CONTRACT NO. W912QR-05-F-0031

NOVEMBER 2005

FINAL
FACILITY WIDE GROUNDWATER MONITORING PROGRAM

REPORT ON THE
JULY 2005 SAMPLING EVENT

RAVENNA TRAINING and LOGISTICS SITE/
RAVENNA ARMY AMMUNITION PLANT,
RAVENNA, OHIO

NOVEMBER 2005

Prepared for

U.S. Army Corps of Engineers
Louisville, Kentucky
Contract No. W912QR-05-F-0031

Prepared by

Spec Pro, Inc.
8451 State Route 5
Ravenna, OH 44266

TABLE OF CONTENTS

1.0 INTRODUCTION 1
1.1 Site Description 1
1.2 Project Description 1
1.3 Scope of Work for July (Second) Sampling Event 4
1.4 Report Presentation 5
2.0 PROJECT ACTIVITIES 6
2.1 Well Redevelopment 6
2.2 Groundwater Level Monitoring 6
2.3 Groundwater Sampling 7
2.4 Laboratory Analysis 7
2.5 Data Verification/Validation 8
2.6 Investigation Derived Waste 8
3.0 RESULTS 9
3.1 Well Redevelopment 9
3.2 Groundwater Elevations 10
3.3 Summary of Analytical Results 17
3.3.1 Explosives and Propellants 17
3.3.2 Inorganic Elements 24
3.3.3 Volatile Organic Compounds (VOCs) 35
3.3.4 Semivolatile Organic Compounds (SVOCs) 35
3.3.5 Pesticides and Polychlorinated Biphenyls (PCBs) 35
3.4 Data Verification/Validation 66
4.0 REFERENCES 68

List of Figures

1-1 RTLS/RVAAP General Location Map 2
1-2 RTLS/RVAAP Facility Map 3
3-1 2001 Potentiometric Surface Map of the Unconsolidated Aquifer Flow System 15
3-2 2001 Potentiometric Surface Map of the Bedrock Aquifer Flow System 16

List of Tables

3-1 June 2005 FWGWMP Monitoring Well Redevelopment ……..……..11
3-2 Monitoring Well and Groundwater Measurements ……..12
3-3 Explosives and Propellants Analytical Results Summary Table ……..18
3-4 Inorganics Analytical Results Summary Table .....……..26
3-5 RTLS/RVAAP Facility Wide Background Criteria ……34
3-6 VOC Analytical Results Summary Table ……..36
3-7 SVOC Analytical Results Summary Table ……45
3-8 Pesticides and PCBs Analytical Results Summary Table ……..59

Appendices

A Field Log Book Sheets
B Laboratory Data Sheets
C Data Verification Reports
D Field and Technical Change Orders

LIST OF ACRONYMS

ADR	Automatic Data Review
AOC	Area of Concern
BRACO	U.S. Army Base Realignment and Closure Office
DOD	Department of Defense
FWGWMPP	Facility Wide Groundwater Monitoring Program Plan
FWSAP	Facility Wide Sampling and Analysis Plan
MS/MSD	Matrix spike/matrix spike duplicate
NGB	National Guard Bureau
ODA2	Open Demolition Area 2
PCB	polychlorinated biphenyl
QA	quality assurance
QC	quality control
RQL	Ramsdell Quarry Landfill
RTLS	Ravenna Training and Logistics Site
RVAAP	Ravenna Army Ammunition Plant
SRC	Site Related Contaminant
SVOC	semi-volatile organic compound
USACE	U.S. Army Corps of Engineers
VOC	Volatile organic compound

THIS PAGE LEFT INTENTIONALLY BLANK

1.0 INTRODUCTION

1.1 Site Description

Past Department of Defense (DOD) activities at the Ravenna Army Ammunition Plant (RVAAP) date back to 1940 and include the manufacturing, loading, handling and storage of military explosives and ammunition. The site is located in northeastern Ohio in Portage and Trumbull Counties (Figure 1-1). RVAAP is situated approximately 10 miles east of Ravenna, Ohio. The installation includes 21,419 acres in a tract approximately 3.5 miles wide by 11 miles long (Figure 1-2). The RVAAP is government-owned, contractor-operated facility controlled by the U.S. Army Base Realignment and Closure Office (BRACO). The current caretaker contractor for the BRACO is MKM, Inc. RVAAP has retained 1,418 acres of land encompassing the environmental restoration program areas of concern. The balance of the property has been transferred to the National Guard Bureau (NGB), and the portion of the site controlled by the NGB is called the Ravenna Training and Logistics Site (RTLS). The facility as a whole will be referred to in this report as RTLS/RVAAP. The Ohio National Guard utilizes much of the facility for training purposes under license from the NGB. Eventually, all of the facility is to be turned over to the National Guard Bureau. Presently BRACO controls two types of areas; environmental areas of concern (AOCs) that require investigation and possibly remediation, and other areas formerly utilized to store bulk explosives. Bulk explosives are no longer stored at RTLS/RVAAP.

1.2 Project Description

In 2004 the U.S. Army and the Ohio EPA finalized the Facility Wide Groundwater Monitoring Program Plan (FWGWMPP) which details the requirements of the program. The plan specifies that during the initial period of performance, groundwater from select wells (specified in the FWGWMPP) will be sampled for three consecutive quarters, after which, the monitoring period will be annual with the exception of Ramsdell Quarry Landfill (RQL) (3 wells) and Open Detonation Area 2 (ODA2) (2 wells). The RQL and ODA2 well are only being sampled for the FWGWMP during the third sampling event, since these wells are currently being monitored through other contracts and monitoring programs.

The objective of this project is to initiate the Facility Wide Groundwater Monitoring Program for an initial period of one (1) year. Details of the program design and requirements are contained in the *RVAAP Facility Wide Groundwater Monitoring Program Plan, Portage Environmental, September 2004*. This document contains the Sampling and Analysis, Site Safety and Health and Quality Assurance Project Plan addenda that pertain to the proposed work. Additional details pertaining to performance of field and laboratory activities are

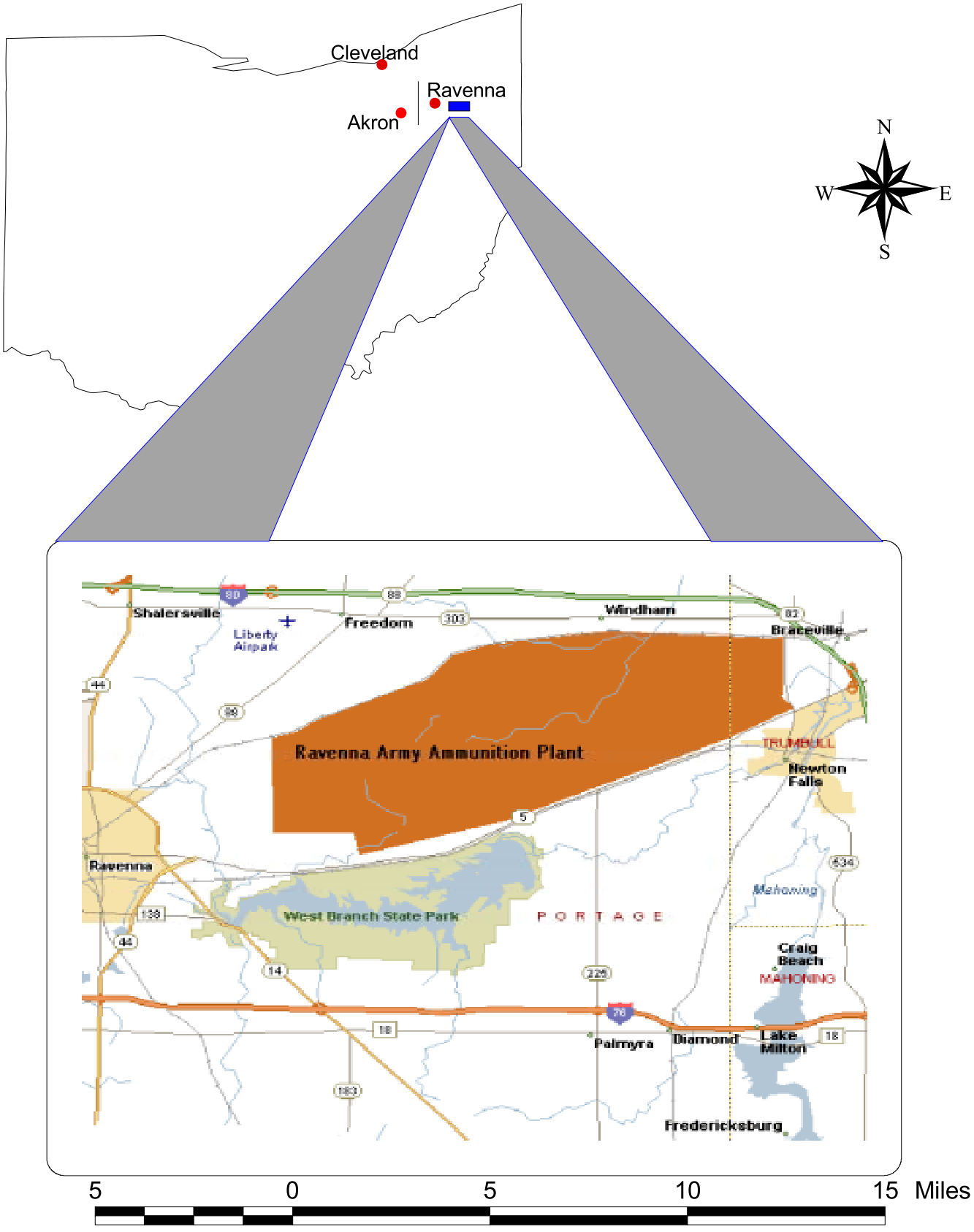

Figure 1-1 General location and Orientation of RVAAP.

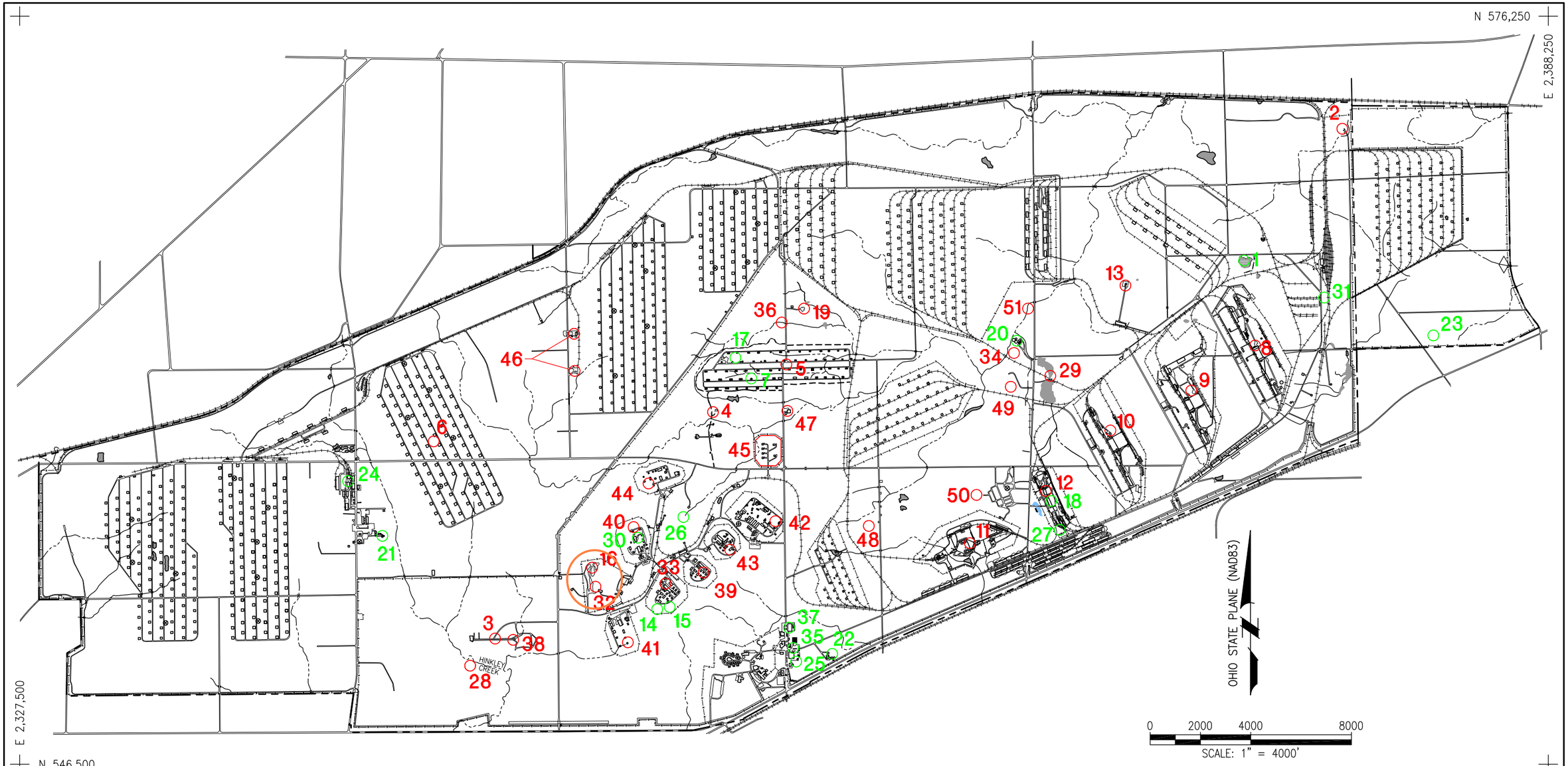

LEGEND OF SITES:

1	RAMSDELL QUARRY LANDFILL	13	BLDG 1200 AND DILUTION/SETTLING POND	25	BLDG 1034 MOTOR POOL WASTE OIL TANK	37	PESTICIDE STORAGE BUILDING T-4452
2	**ERIE BURNING GROUNDS**	14	LOAD LINE 6, EVAPORATION UNIT	26	FUZE BOOSTER AREA SETTLING TANKS	38	NACA TEST AREA
3	DEMOLITION AREA #1	15	LOAD LINE 6, TREATMENT PLANT	27	BLDG 854-PCB STORAGE	39	LOAD LINE 5 / FUZE LINE 1
4	DEMOLITION AREA #2	16	QUARRY LANDFILL/FORMER FUZE & BOOSTER BURNING PITS	28	MUSTARD AGENT BURIAL SITE	40	LOAD LINE 7 / BOOSTER LINE 1
5	WINKLEPECK BURNING GROUNDS	17	DEACTIVATION FURNACE	29	UPPER AND LOWER COBBS POND COMPLEX	41	LOAD LINE 8 / BOOSTER LINE 2
6	C BLOCK QUARRY	18	LOAD LINE 12 PINK WASTE WATER TREATMENT	30	LOAD LINE 7 PINK WASTEWATER TREATMENT PLANT	42	LOAD LINE 9 / DETONATOR LINE
7	BLDG 1601 HAZARDOUS WASTE STORAGE	19	LANDFILL NORTH OF WINKLEPECK BURNING GROUND	31	ORE PILE RETENTION POND	43	LOAD LINE 10 / PERCUSSION ELEMENT
8	LOAD LINE 1 AND DILUTION/SETTLING POND	20	SAND CREEK SEWAGE TREATMENT PLANT	32	40 AND 60 MM FIRING RANGE	44	LOAD LINE 11 / ARTILLERY PRIMER
9	LOAD LINE 2 AND DILUTION/SETTLING POND	21	DEPOT SEWAGE TREATMENT PLANT	33	FIRESTONE TEST FACILITY	45	WET STORAGE AREA
10	LOAD LINE 3 AND DILUTION/SETTLING POND	22	GEORGE ROAD SEWAGE TREATMENT PLANT	34	SAND CREEK DISPOSAL ROAD LANDFILL	46	BUILDINGS F-15 AND F-16
11	LOAD LINE 4 AND DILUTION/SETTLING POND	23	UNIT TRAINING SITE WASTE OIL TANK	35	1037 BUILDING-LAUNDRY WASTEWATER SUMP	47	BUILDING T-5301 DECONTAMINATION
12	LOAD LINE 12 AND DILUTION/SETTLING POND	24	RESERVE UNIT MAINTENANCE AREA WASTE OIL TANK	36	PISTOL RANGE	48	ANCHOR TEST AREA

49	CENTRAL BURN PITS	○	CERCLA
50	ATLAS SCRAP YARD	○	RCRA
51	DUMP ALONG PARIS-WINDHAM ROAD	○	OTHER REGULATORY
		○	***Fuze and Booster Area***

US Army Corps of Engineers Louisville District

U.S. ARMY ENGINEER DISTRICT
CORPS OF ENGINEERS
LOUISVILLE, KENTUCKY

RAVENNA ARMY AMMUNITION PLANT
RAVENNA, OHIO
FACILITY MAP

DRAWN BY:	REV. NO./DATE:	CAD FILE:
R. BEELER	0 / 09-02-03	/03025/DWGS/S80RVAP1

Figure 1-2. RVAAP Installation Map

contained in the *RVAAP Facility Wide Sampling and Analysis Plan/Quality Assurance Project Plan (FWSAP)*, SAIC, March 2001. As detailed in the FWGWMPP, the initial monitoring program consists of the sampling of 36 wells specified in Table 4-1 of the FWGWMPP. Fourteen of these wells are "Background Wells" and the remainder are wells situated at various AOC's at RTLS/RVAAP. The first sampling event for this project was conducted in April 2005, and the results are reported in "*Facility Wide Groundwater Monitoring Program, Report on the April 2005 Sampling Event, Ravenna Training and Logistics Site/Ravenna Army Ammunition Plant, Ravenna, Ohio*", dated August 2005. This report presents the results of the July 2005 (second) sampling event.

1.3 Scope of Work for July (Second) Sampling Event

SpecPro, Inc. was contracted (Contract No. W912QR-05-0031) by the U.S. Army Corps of Engineers, Louisville District (USACE) to conduct the initial FWGWMPP monitoring. The following tasks were performed in accordance with specifications contained in the FWGWMPP, the FWSAP, and the Scope of Work written by the USACE in January 2005:

Task 1. Perform groundwater sampling of select wells (36) for three consecutive quarters including the requisite Investigation Derived Waste (IDW) characterization, reporting and disposal. The RQL (3 wells) and ODA2 wells (2 wells) will only be sampled once in the fall of 2005;

Task 2. Perform select laboratory analyses and data validation for collected samples;

Task 3. Reduce quarterly data and preparation of individual sampling event reports; and,

Task 4. Prepare an annual report including the overall program review requirement.

The second sampling event consisted of the following subtasks:

- Redevelop 12 monitoring wells identified during the first sampling event as possibly having excess silt/sand in the well casing.
- Measure groundwater levels in the 36 wells,
- Collect and analyze groundwater samples from the 36 wells,
- Verify, validate, and reduce the laboratory analytical data produced for the event,
- Prepare and submit a report on the sampling event.

1.4 Report Presentation

This report presents the results of the second sampling event, which was performed in July 2005. The report is structured in the following way:

- Section 1.0 – Introduction
- Section 2.0 – Description of Project Activities. This section describes project-specific details not contained in the FWSAP and FWGWMPP on how the tasks described above were performed.
- Section 3.0 – Results of Investigation. The results of the first event sampling are summarized, including well inspections, groundwater elevations, analytical results, data verification/validation information.

The appendices contain the following items:

- Appendix A – Field Log Book Sheets, including daily activities, water level measurements, and purge records.
- Appendix B – Laboratory Data Sheets, including all Quality Control (QC) data and information.
- Appendix C – Data Verification Report.

In accordance with the SOW, all laboratory data is being submitted in the USACE approved Automatic Data Review (ADR) format on a compact disk attached to this report.

2.0 PROJECT ACTIVITIES

2.1 Well Redevelopment

The following twelve monitoring wells were identified during the first sampling event in April 2005 as possibly having excess amounts of silt/sand in the inner casing: BKGmw-010, BKGmw-017, LL2mw-263, LL4mw-198, LL11mw-002, LL11mw-007, LL12mw-153, LL12mw-183, LL12mw-186, WBGmw-006, WBGmw-007, and WBGmw-009. The wells were re-developed during the week of June 20, 2005. The following procedure was used to re-develop each of the wells:

- An initial Depth to Bottom measurement from the top of the inner casing was obtained using an electronic water level indicator. The nature of the bottom was noted as to whether it was hard, firm, or soft.
- A decontaminated Teflon bailer was used to agitate and bail the water in the casing. Groundwater parameters (specific conductivity, pH, dissolved oxygen, temperature, and turbidity) was measured using a Horiba U-10 Water Quality Meter once the hard bottom of the well had been reached and approximately 4 gallons of groundwater had been removed from each well.
- The nature of the bottom of the well was noted as to whether it was firm, hard, or soft.
- Once the well had been bailed sufficiently so that the hard bottom had been reached, a final depth to bottom measurement was taken using an electronic water level indicator.

The results of the well redevelopment are discussed in Section 3. Field log book sheets documenting the well redevelopment activities are contained in Appendix A.

2.2 Groundwater Level Monitoring

Depth to water from the top of the inner casing was measured in all the wells on July 6 and 7, 2005. Water level measurements were taken with a Herron Dipper-T electronic water level indicator. The depth to the bottom of the well from the top of the inner casing was also measured with the electronic water level indicator. Depth to water and depth to bottom measurements and groundwater elevations are presented in Table 3-1. The results of the groundwater level monitoring are presented in Section 3.2.

2.3 Groundwater Sampling

All wells were sampled for this event between July 11 and 15, 2005. All wells were sampled using Micropurge techniques in accordance with the specifications contained in the FWGWMPP and FWSAP. The wells were micropurged until certain groundwater parameters (temperature, specific conductivity, pH, and dissolved oxygen) had stabilized. The groundwater parameters were measured with a Horiba U-22 Flow Cell. Groundwater parameter measurements obtained during micropurging are presented Appendix A.

Groundwater samples were collected with QED micropurge equipment. Equipment and sampling details are contained in Appendix A. Groundwater samples were collected in laboratory supplied containers and stored in iced coolers for shipment in accordance with FWSAP and FWGWMPP specifications.

Active wasp nests were present in the outer casing lids at four of the monitoring wells sampled: BKGmw-004, BKGmw-015, BKGmw-018, and BKGmw-021. An instant burst of Raid Wasp and Hornet spray was sprayed on the nests in order to immobilize the wasps and gain access to the well. At the time of spraying, the inner well casing caps were in place on the wells, and the dedicated tubing used to sample the wells was inside the inner casing. At no time did the tubing used to sample the wells come into contact with the sprayed areas. The well caps on the inner casings were not removed until several minutes after spraying to ensure that the wasps were immobilized and the samplers would not be attacked. The active ingredients of the wasp spray are tetramethrin [(1-cyclohexene-1,2-dicarboximido)methyl 2,2-dimethyl 3-(2-methylpropenyl)cyclopropanecarboxylate] at 0.20%, and (3-phenoxyphenyl)methyl(+/-)cis-trans-3-(2,2-dichloroethenyl)-2,2-dimethylcyclopropanecarboxylate at 0.20%. The groundwater samples collected from these wells were not analyzed for these compounds.

2.4 Laboratory Analysis

Laboratory analyses on all regular, Quality Control (QC) and matrix spike/matrix spike duplicate (MS/MSD) samples were performed by Severn-Trent Laboratories, Inc. (STL) of North Canton, Ohio. Four QC samples were collected from LL2mw-262, BKGmw-021, LL4mw-199, and LL1mw-083. Four MS/MSD samples were collected from BKGmw-018, CBPmw-005, LL2mw-263, and WBGmw-007. All samples were picked up from the site and delivered to the laboratory in iced coolers by a STL courier under proper chain-of-custody procedures (Appendix B).

Laboratory analyses on all Quality Assurance (QA) samples were performed by GPL, LLC of Frederick, Maryland. Four QA samples were collected for this

sampling event: BKGmw-016, LL2mw-059, LL12mw-153, and BKGmw-012. All QA samples were shipped in iced coolers via overnight delivery service under proper chain-of-custody procedures.

All groundwater samples were analyzed for Explosives, Propellants, Cyanide, Volatile Organic Compounds (VOCs), Semi-Volatile Compounds (SVOCs), Target Analyte List Metals (filtered), Pesticides, and Polychlorinated Biphenyls (PCBs). Additionally, the groundwater samples collected from the monitoring wells at Load Line 12 (LL12mw-153, -182, -183, and -186) were analyzed for Nitrate-Nitrite.

Laboratory results are summarized in Section 3.3. Laboratory data sheets, including QA/QC information is contained in Appendix B.

2.5 Data Verification/Validation

Data from STL was verified and validated in accordance with project specifications by an independent contractor, Valerie Mariola of Mariola's Data Validation Services, using the ADR program. Data from GPL, LLC was verified and validated in accordance with project specifications by Specpro, Inc. using the ADR program. Data validation/verification is summarized in Section 3.4. The Data Verification/Validation Summary Reports are presented in Appendix C.

2.6 Investigation Derived Waste

Purge water was collected at each well location in 5-gallon buckets and transferred to 55-gallon drums located behind Building 1036. Drums were designated for storing purge water from each AOC, and drums were designated to store purge water from the background wells. No more than four gallons were purged from any well. Instruments and equipment were decontaminated after purging and sampling each monitoring well. Decon fluids were collected in separate 55-gallon drums stored behind Building 1036. Pending analysis of the monitoring well samples, IDW fluids will be stored in the 55-gallon drums behind Building 1036 until project completion and final disposal in accordance with FWSAP requirements.

3.0 RESULTS

3.1 Well Redevelopment

In Table 3-1 of the *Facility Wide Groundwater Monitoring Program Report on the April 2005 Sampling* Event, (SpecPro, 2005) it was reported that the following wells had apparent accumulations of sand/silt in the well casing in excess of 1-foot thick:

- BKGmw-010 (2.39 ft)
- BKGmw-017 (1.35 ft)
- LL2mw-263 (1.31 ft)
- LL4mw-198 (2.3 ft)
- LL11mw-002 (3.15 ft)
- LL11mw-007 (2.37 ft)
- LL12mw-153 (3.27 ft)
- LL12mw-183 (1.48 ft)
- LL12mw-186 (4.13 ft)
- WBGmw-006 (1.22 ft)
- WBGmw-007 (1.94 ft)
- WBGmw-009 (2.08 ft)

These apparent accumulations of sand/silt in the wells were derived from comparing the depths to the bottom of the well from the top of the inner casing measured in April 2005 and comparing this measurement to the reported construction depth. This data is also presented in table 3-1 of this report. Field log book sheets documenting the well redevelopment activities are contained in Appendix A.

These wells were redeveloped during the week of June 20, 2005 as described in Section 2.1 of this report. Table 3-1 also presents the results of the June 2005 well redevelopment. A comparison of the top of casing to bottom of well measurement both prior and after redevelopment shows that the following accumulations were actually present in the monitoring wells prior to redevelopment:

- BKGmw-010 (0.00 ft)
- BKGmw-017 (0.00 ft)
- LL2mw-263 (0.03 ft)
- LL4mw-198 (0.71 ft)
- LL11mw-002 (0.00 ft)
- LL11mw-007 (0.00 ft)
- LL12mw-153 (0.00 ft)
- LL12mw-183 (0.00 ft)

- LL12mw-186 (0.02 ft)
- WBGmw-006 (0.08 ft)
- WBGmw-007 (0.00 ft)
- WBGmw-009 (0.00 ft)

Based on the results of the well redevelopment, it is apparent that the reported construction depths for these monitoring wells are in error.

3.2 Groundwater Elevations

Groundwater elevations for the FWGWMPP monitoring wells were obtained in July 2005 as described in Section 2.2 and are presented in Table 3-1. Figures 3-1 and 3-2 are groundwater contour maps for the bedrock and unconsolidated aquifers presented in the FWGWMPP. These maps were constructed using data collected in 2001 from all the wells marked on the maps. Groundwater contour maps were not created for the July 2005 sampling event because the relatively few number of data points measured for the FWGWMP would not clearly project an accurate picture of what is occurring site-wide with groundwater elevations. Groundwater level measurements from all the facility monitoring wells are scheduled to take place during the October sampling event. This elevation data will be used to prepare a single facility wide potentiometric surface map for inclusion in the 2005 annual report.

Table 3-1 June 2005 FWGWMP Monitoring Well Redevelopment

Well	Reported Construction Depth (ft below TOC) - from FWGWMPP	Apparent Silt/sand Accumulation (ft) April 2005	TOC/BOW (ft) Prior to redevelopment 6/2005	TOC/BOW (ft) After redevelopment 6/2005	Silt/sand accumulation removed 6/2005	Description of bottom prior to redevelopment	Description of bottom after redevelopment
Facility-Wide Background Wells							
BKGmw-010	24.50	2.39	22.08	22.08	0.00	hard	hard
BKGmw-017	37.30	1.35	36.02	36.02	0.00	soft	hard
Load Line 2							
LL2mw-263	24.25	1.31	22.86	22.89	0.03	soft/hard	hard
Load Line 4							
LL4mw-198	23.81	2.30	21.34	22.05	0.71	soft	hard
Load Line 11							
LL11mw-002	19.70	3.15	16.52	16.52	0.00	hard	hard
LL11mw-007	25.78	2.37	25.37	25.37	0.00	hard	hard
Load Line 12							
LL12mw-153	28.51	3.27	25.16	25.16	0.00	hard	hard
LL12mw-183	38.39	1.48	36.37	36.37	0.00	hard	hard
LL12mw-186	24.97	4.13	21.09	21.11	0.02	soft	hard
Winklepeck Burning Grounds							
WBGmw-006	21.50	1.22	20.25	20.33	0.08	soft	hard
WBGmw-007	26.50	1.94	26.48	26.48	0.00	hard	hard
WBGmw-009	26.50	2.08	24.37	24.37	0.00	hard	hard

TOC = Top of inner casing

BOW = Bottom of well

Table 3-2 July 2005 FWGWMPP Monitoring Well Measurements

Well	Monitoring Zone	Top of Casing (TOC) Elevation [a] (ft)	Ground Surface Elevation [a] (ft)	Reported Construction Depth from TOC[a] (ft)	Depth to Water (ft below TOC) 07/2005	Groundwater Elevation (ft) 07/2005	7/2005 Measured Depth from TOC (ft)	7/2005 Sediment Accumulation (ft)	7/2005 Description of Bottom
Facility-Wide Background Wells									
BKGmw-004	Unconsolidated	967.66	965.16	22.00	13.21	954.45	22.31	-0.31	hard
BKGmw-005	Unconsolidated	1151.94	1149.44	21.50	13.43	1138.51	21.02	0.48	hard
BKGmw-006	Bedrock	1028.88	1026.38	37.60	22.44	1006.44	37.61	-0.01	hard
BKGmw-008	Bedrock	972.90	970.40	27.50	16.02	956.88	27.52	-0.02	hard
BKGmw-010	Bedrock	1008.79	1006.29	22.08[c]	16.76	992.03	22.07	0.01	hard
BKGmw-012	Bedrock	1000.07	997.57	62.30	9.92	990.15	62.26	0.04	hard
BKGmw-013	Unconsolidated	989.09	986.59	28.00	12.12	976.97	28.06	-0.06	hard
BKGmw-015	Bedrock	1040.40	1037.90	53.50	49.29	991.11	53.08	0.42	hard
BKGmw-016	Unconsolidated	1100.92	1098.42	21.50	7.55	1093.37	21.24	0.26	hard
BKGmw-017	Unconsolidated	1135.30	1132.80	36.02[c]	19.18	1116.12	36.06	-0.04	hard
BKGmw-018	Bedrock	1045.56	1043.06	27.20	15.42	1030.14	27.37	-0.17	hard
BKGmw-019	Unconsolidated	1110.74	1108.24	36.50	18.52	1092.22	35.80	0.70	firm - some sed.
BKGmw-020	Bedrock	1067.50	1065.00	33.20	11.20	1056.30	33.30	-0.10	hard
BKGmw-021	Unconsolidated	974.66	972.16	21.50	13.83	960.83	21.45	0.05	hard

Table 3-2 July 2005 FWGWMPP Monitoring Well Measurements

Well	Monitoring Zone	Top of Casing (TOC) Elevation [a] (ft)	Ground Surface Elevation [a] (ft)	Reported Construction Depth from TOC[a] (ft)	Depth to Water (ft below TOC) 07/2005	Groundwater Elevation (ft) 07/2005	7/2005 Measured Depth from TOC (ft)	7/2005 Sediment Accumulation (ft)	7/2005 Description of Bottom
Load Line 1									
LL1mw-078	Bedrock	995.84	993.40	41.14	28.47	967.37	41.36	-0.22	hard
LL1mw-080	Bedrock	996.27	993.70	22.04	11.62	984.65	22.45	-0.41	hard
LL1mw-083	Bedrock	995.20	992.80	41.70	29.39	965.81	41.64	0.06	hard
Load Line 2									
LL2mw-059	Bedrock	966.67	964.33	21.84	11.96	954.71	22.00	-0.16	hard
LL2mw-0262	Bedrock	1012.62	1010.62	22.70	9.52	1003.10	22.71	-0.01	hard
LL2mw-263	Bedrock	1011.47	1008.97	22.89[c]	9.76	1001.71	22.90	-0.01	hard
Load Line 3									
LL3mw-238	Bedrock	1006.91	1004.75	22.86	18.19	988.72	23.43	-0.57	hard
LL3mw-242	Bedrock	999.32	997.39	22.43	16.90	982.42	22.60	-0.17	hard
Load Line 4									
LL4mw-198	Unconsolidated	983.42	981.61	22.05[c]	8.80	974.62	21.97	0.08	soft
LL4mw-199	Unconsolidated	977.28	975.20	23.26	6.92	970.36	23.36	-0.10	hard
Load Line 11									
LL11mw-002	Unconsolidated	1080.00		16.52[c]	4.24	1075.76	16.52	0.00	hard
LL11mw-007	Unconsolidated	1082.00		25.37[c]	15.30	1066.70	25.37	0.00	hard

Table 3-2 July 2005 FWGWMPP Monitoring Well Measurements

Well	Monitoring Zone	Top of Casing (TOC) Elevation [a] (ft)	Ground Surface Elevation [a] (ft)	Reported Construction Depth from TOC[a] (ft)	Depth to Water (ft below TOC) 07/2005	Groundwater Elevation (ft) 07/2005	7/2005 Measured Depth from TOC (ft)	7/2005 Sediment Accumulation (ft)	7/2005 Description of Bottom
Load Line 12									
LL12mw-153	Unconsolidated	977.85	975.34	25.16[c]	5.66	972.19	25.16	0.00	hard
LL12mw-182	Unconsolidated	984.42	982.20	38.32	9.61	974.81	38.24	0.08	hard
LL12mw-183	Unconsolidated	982.98	980.59	36.37[c]	11.37	971.61	36.37	0.00	hard
LL12mw-186	Unconsolidated	978.31	976.34	21.11[c]	7.23	971.08	21.11	0.00	hard
Central Burn Area									
CBPmw-005	Unconsolidated	971.59		27.76	11.56	960.03	27.52	0.24	hard
CBPmw-006	Unconsolidated	967.64		25.63					
CBPmw-007	Unconsolidated	976.37		32.90	15.06	961.31	31.88	1.02	firm - some sed.
Open Demolition Area 2									
DA2-107	Unconsolidated	1041.63	1039.18	16.82	9.33		16.95	-0.13	hard
Winklepeck Burning Grounds									
WBGmw-006	Unconsolidated	1014.66	1012.16	20.33[c]	8.83	1005.83	20.34	-0.01	firm - some sed.
WBGmw-007	Unconsolidated	1000.59	998.09	26.48[c]	17.52	983.07	26.47	0.01	hard
WBGmw-009	Unconsolidated	1047.53	1045.03	24.37[c]	13.96	1033.57	24.37	0.00	hard

[a] Reported from SAIC/REIMS, 2005

[b] Measured July 2005

[c] Measured after redevelopment June 2005

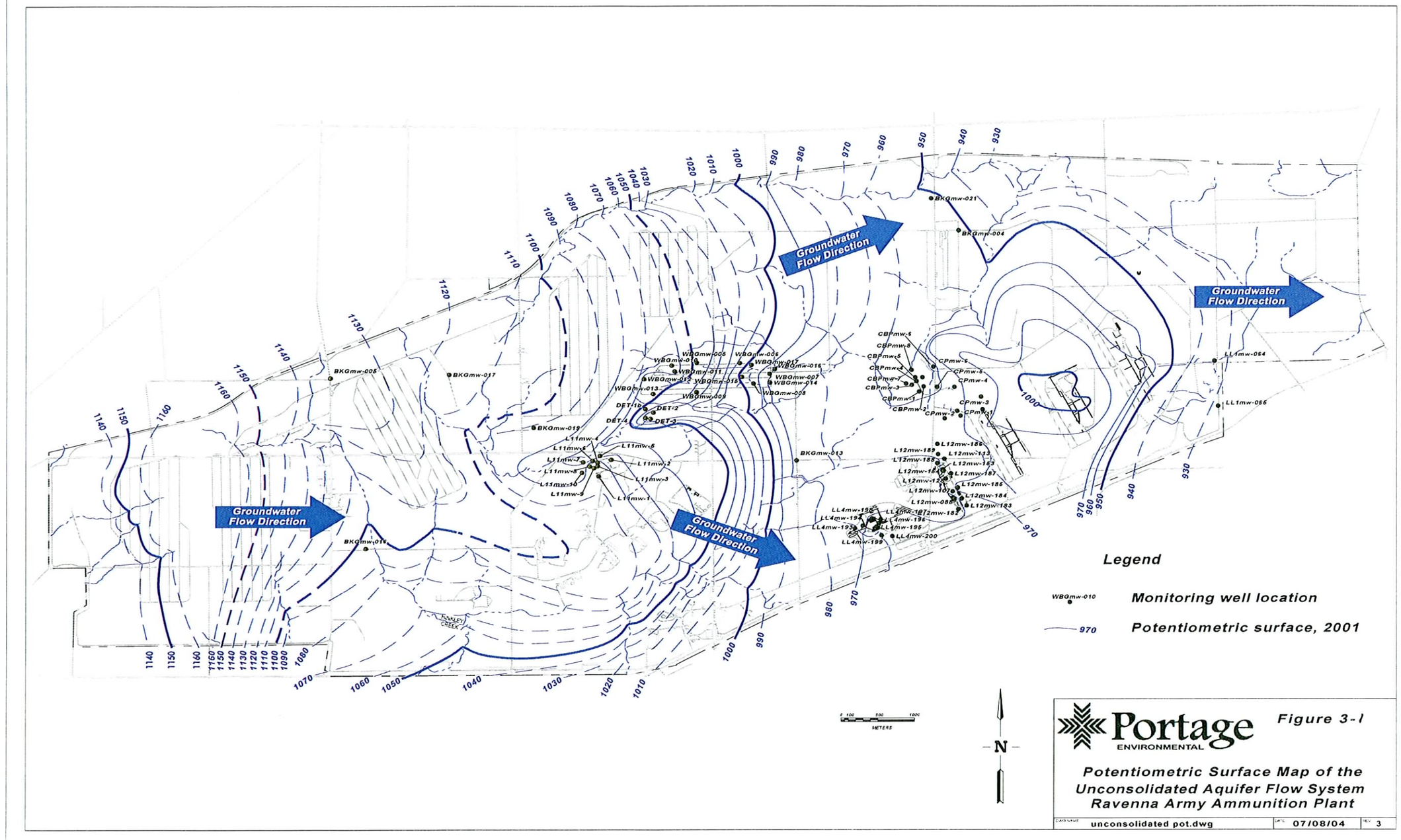
Groundwater Flow Direction
Groundwater Flow Direction
Groundwater Flow Direction
Groundwater Flow Direction
Legend
WBGmw-010 Monitoring well location
970 Potentiometric surface, 2001
N
Portage ENVIRONMENTAL
Figure 3-1
Potentiometric Surface Map of the Unconsolidated Aquifer Flow System Ravenna Army Ammunition Plant
unconsolidated pot.dwg
07/08/04
3

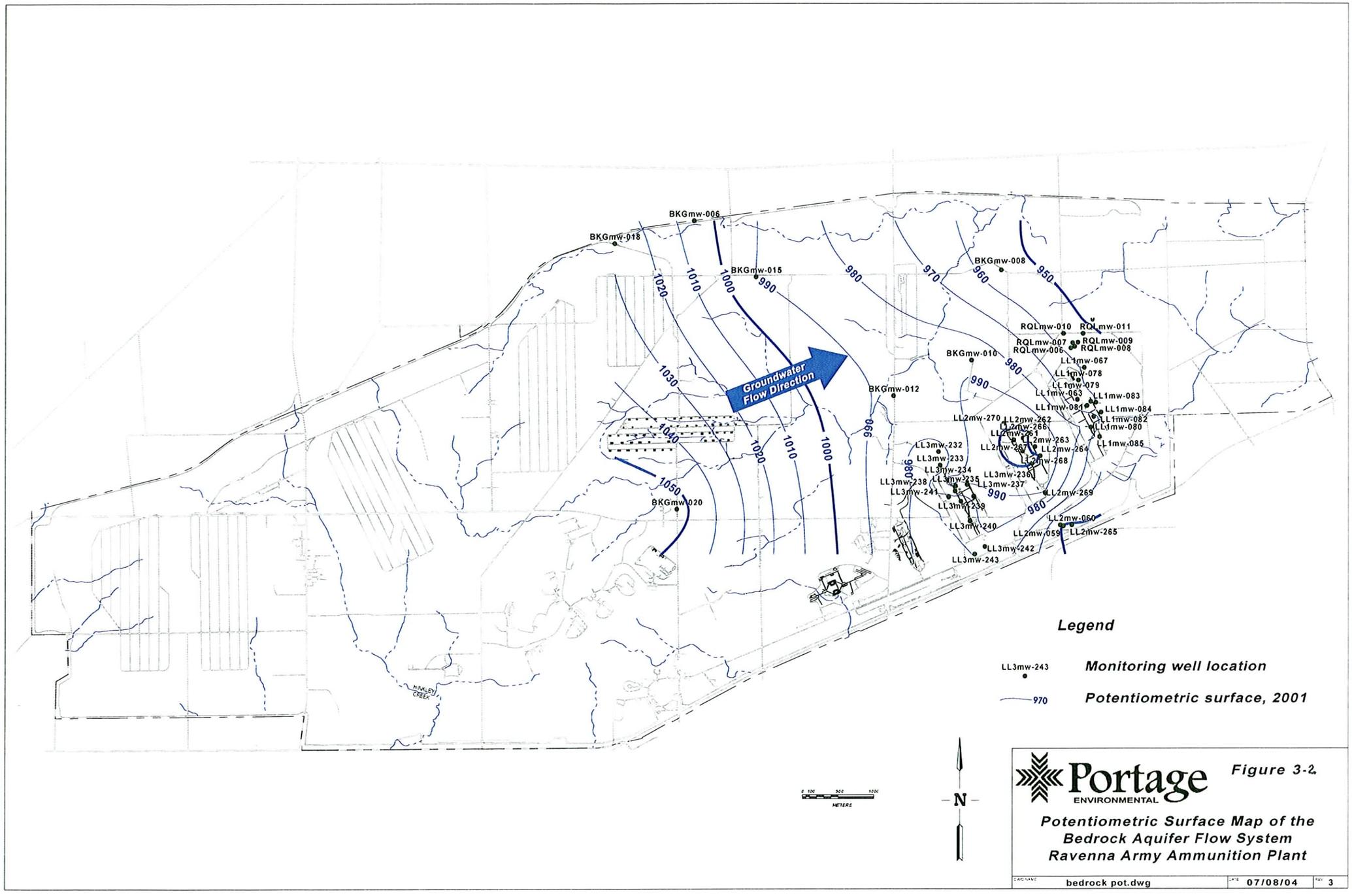
BKGmw-006
BKGmw-018
BKGmw-015
BKGmw-008
BKGmw-010
BKGmw-012
BKGmw-020
RQLmw-010
RQLmw-011
RQLmw-007
RQLmw-009
RQLmw-006
RQLmw-008
LL1mw-067
LL1mw-078
LL1mw-079
LL1mw-063
LL1mw-083
LL1mw-081
LL1mw-084
LL1mw-082
LL1mw-080
LL1mw-085
LL2mw-270
LL2mw-262
LL2mw-266
LL2mw-261
LL2mw-263
LL2mw-267
LL2mw-264
LL2mw-268
LL3mw-232
LL3mw-233
LL3mw-234
LL3mw-235
LL3mw-236
LL3mw-238
LL3mw-237
LL3mw-241
LL2mw-269
LL3mw-239
LL2mw-060
LL3mw-240
LL2mw-059
LL2mw-265
LL3mw-242
LL3mw-243
1020
1010
1000
990
980
970
960
950
1030
1040
1050
990
980
960
Groundwater Flow Direction
HAWLEY CREEK
METERS
N
Legend
LL3mw-243 Monitoring well location
970 Potentiometric surface, 2001
Portage ENVIRONMENTAL
Figure 3-2
Potentiometric Surface Map of the Bedrock Aquifer Flow System Ravenna Army Ammunition Plant
bedrock pot.dwg
07/08/04
3

3.3 Summary of Analytical Results

Summaries of laboratory analytical results are presented in Tables 3-3, 3-4, 3-6, 3-7, and 3-8. Compounds and elements that were detected are presented in bold numbers. Appendix B presents the Laboratory Data Sheets, which include a summary of all detected compounds and elements. A brief summary of the detected compounds and elements are presented in the following sub-sections. The data presented in the tables is the validated and verified data. Data verification and validation is discussed in Section 3.4 and Appendix C, and is presented in the attached ADR electronic files.

3.3.1 Explosives and Propellants

Explosive and propellant compound analytical results, including nitrate-nitrites, are summarized in Table 3-3. The following compounds were detected at concentrations above reporting limits:

- 1,3,5-Trinitrobenzene – LL1mw-080 (0.9 micrograms per liter (ug/L)), LL1mw-083 (7.2 ug/L), LL2mw-059 (2.2 ug/L), LL3mw-238 (62 E/65 ug/L).
- 1, 3-Dinitrobenzene – LL1mw-083 (0.23 ug/L).
- 2,4,6-Trinitrotoluene – LL1mw-080 (0.42 ug/L), LL1mw-083 (7.7 ug/L), LL3mw-238 (130 E/130 ug/L).
- 2,4-Dinitrotoluene – LL1mw-083 (3.5 ug/L), LL2mw-059 (0.47 ug/L), LL3mw-238 (0.19 ug/L).
- 2,6-Dinitrotoluene –LL3mw-238 (0.92 ug/L).
- 2-amino-4,6-dinitrotoluene - – LL1mw-080 (4.3 ug/L), LL1mw-083 (22 E/21 ug/L), LL2mw-059 (0.91 ug/L), LL3mw-238 (8.8 ug/L).
- 4-amino-2,6-dinitrotoluene - – LL1mw-080 (6.3 ug/L), LL1mw-083 (30 E/29 ug/L), LL2mw-059 (0.87 ug/L), LL3mw-238 (26 E/26 ug/L).
- HMX – LL1mw-080 (5.0 ug/L), LL3mw-238 (1.5 ug/L), WBGmw-006 (18 ug/L).
- RDX – LL1mw-080 (37 E/39 ug/L), LL1mw-083 (0.36 ug/L), LL3mw-238 (9.1 ug/L), WBGmw-006 (70 E/73 ug/L), WBGmw-009 (13 ug/L).

Table 3-3 FWGWMP July 2005 Explosive and Propellant Analytical Results

Station ID		BKGmw-004	BKGmw-005	BKGmw-006	BKGmw-008	BKGmw-010	BKGmw-012	BKGmw-013
Sample ID		FWGBKGmw-004C-0047-GW	FWGBKGmw-005C-0048-GW	FWGBKGmw-006C-0049-GW	FWGBKGmw-008C-0050-GW	FWGBKGmw-010C-0051-GW	FWGBKGmw-012C-0052-GW	FWGBKGmw-013C-0053-GW
Date Collected		7/13/2005	7/12/2005	7/12/2005	7/13/2005	7/14/2005	7/14/2005	7/12/2005
Sample Type		Grab	Grab	Grab	Grab	Grab	Grab	Grab
Analyte	Units							
1,3,5-Trinitrobenzene	µg/L	0.10 U	0.10 U	0.10 U	0.10 U	0.10 U	0.10 U	0.10 U
1,3-Dinitrobenzene	µg/L	0.10 U	0.10 U	0.10 U	0.10 U	0.10 U	0.10 U	0.10 U
2,4,6-Trinitrolouene	µg/L	0.10 U	0.10 U	0.10 U	0.10 U	0.10 U	0.10 U	0.10 U
2,4-Dinitrotoluene	µg/L	0.10 U	0.10 U	0.10 U	0.10 U	0.10 U	0.10 U	0.10 U
2,6-Dinitrotoluene	µg/L	0.10 U	0.10 U	0.10 U	0.10 U	0.10 U	0.10 U	0.10 U
2-Amino-4,6-dinitrotoluene	µg/L	0.10 U	0.10 U	0.10 U	0.10 U	0.10 U	0.10 U	0.10 U
4-Amino-2,6-dinitrotoluene	µg/L	0.10 U	0.10 U	0.10 U	0.10 U	0.10 U	0.10 U	0.10 U
4-Nitrotoluene	µg/L	0.50 U	0.50 U	0.50 U	0.50 U	0.50 U	0.50 U	0.50 U
HMX	µg/L	0.10 U	0.10 U	0.10 U	0.10 U	0.10 U	0.10 U	0.10 U
Nitrate-Nitrite	mg/L	NA	NA	NA	NA	NA	NA	NA
Nitrobenzene	µg/L	0.10 U	0.10 U	0.10 U	0.10 U	0.10 U	0.10 U	0.10 U
Nitrocellulose	mg/L	**0.17 B**	**0.23 B,J**	**0.16 B,J**	**0.12 B**	0.50 U	**0.12 B,J**	**0.24 B,J**
Nitroguanidine	µg/L	20 U	20 U	20 U	20 U	20 U	20 U	20 U
RDX	µg/L	0.10 U	0.10 U	0.10 U	0.10 U	0.10 U	0.10 U	0.10 U
Tetryl	µg/L	0.10 U	0.10 U	0.10 U	0.10 U	0.10 U	0.10 U	0.10 U

Qualifier Definitions:

U = Indicates that the compound was analyzed for but not detected at or above the reporting limit

J = Estimated result. Result less than Reporting Limit

B= Method blank contamination. The associated method blank contains the target analyte at a reportable level.

E = Estimated result. Result concentration exceeds calibration range.

PG = The percent difference between the original and confirmation sample analyses is greater than 40%.

AA = cannot confirm due to interference on cyano column analysis

NA = Not analyzed

Bold = detected compounds

Table 3-3 FWGWMP July 2005 Explosive and Propellant Analytical Results

Station ID		BKGmw-015	BKGmw-016	BKGmw-017	BKGmw-018	BKGmw-019	BKGmw-020	BKGmw-021
Sample ID		FWGBKGmw-015C-0054-GW	FWGBKGmw-016C-0055-GW	FWGBKGmw-017C-0056-GW	FWGBKGmw-018C-0057-GW	FWGBKGmw-019C-0058-GW	FWGBKGmw-020C-0059-GW	FWGBKGmw-021C-0060-GW
Date Collected		7/12/2005	7/12/2005	7/12/2005	7/12/2005	7/12/2005	7/13/2005	7/13/2005
Sample Type		Grab	Grab	Grab	Grab	Grab	Grab	Grab
Analyte	Units							
1,3,5-Trinitrobenzene	µg/L	0.10 U	0.10 U	0.10 U	0.10 U	0.10 U	0.10 U	0.10 U
1,3-Dinitrobenzene	µg/L	0.10 U	0.10 U	0.10 U	0.10 U	0.10 U	0.10 U	0.10 U
2,4,6-Trinitrolouene	µg/L	0.10 U	0.10 U	0.10 U	0.10 U	0.10 U	0.10 U	0.10 U
2,4-Dinitrotoluene	µg/L	0.10 U	0.10 U	0.10 U	0.10 U	0.10 U	0.10 U	0.10 U
2,6-Dinitrotoluene	µg/L	0.10 U	0.10 U	0.10 U	0.10 U	0.10 U	0.10 U	0.10 U
2-Amino-4,6-dinitrotoluene	µg/L	0.10 U	0.10 U	0.10 U	0.10 U	0.10 U	0.10 U	0.10 U
4-Amino-2,6-dinitrotoluene	µg/L	0.10 U	0.10 U	0.10 U	0.10 U	0.10 U	0.10 U	0.10 U
4-Nitrotoluene	µg/L	0.50 U	0.50 U	0.50 U	0.50 U	0.50 U	0.50 U	0.50 U
HMX	µg/L	0.10 U	0.10 U	0.10 U	0.10 U	0.10 U	0.10 U	0.10 U
Nitrate-Nitrite	mg/L	NA	NA	NA	NA	NA	NA	NA
Nitrobenzene	µg/L	0.10 U	0.10 U	0.10 U	0.10 U	0.10 U	0.10 U	0.10 U
Nitrocellulose	mg/L	**0.13 B,J**	**0.18 B,J**	**0.14 B,J**	**0.15 B,J**	**0.14 B,J**	**0.16 B**	0.50 U
Nitroguanidine	µg/L	20 U	20 U	20 U	20 U	20 U	20 U	20 U
RDX	µg/L	0.10 U	0.10 U	0.10 U	0.10 U	0.10 U	0.10 U	0.10 U
Tetryl	µg/L	0.10 U	**0.025 J**	0.10 U	0.10 U	0.10 U	0.10 U	0.10 U

Qualifier Definitions:

U = Indicates that the compound was analyzed for but not detected at or above the reporting limit

J = Estimated result. Result less than Reporting Limit

B= Method blank contamination. The associated method blank contains the target analyte at a reportable level.

E = Estimated result. Result concentration exceeds calibration range.

PG = The percent difference between the original and confirmation sample analyses is greater than 40%.

AA = cannot confirm due to interference on cyano column analysis

NA = Not analyzed

Bold = detected compounds

Table 3-3 FWGWMP July 2005 Explosive and Propellant Analytical Results

Station ID		LL1mw-078	LL1mw-080	LL1mw-083	LL2mw-059	LL2mw-262	LL2mw-263	LL3mw-238
Sample ID		FWGLL!mw-078C-0061-GW	FWGLL1mw-080C-0062-GW	FWGLL1mw-083C-0063-GW	FWGLL2mw-059C-0064-GW	FWGLL2mw-262C-0065-GW	FWGLL2mw-263C-0066-GW	FWGLL3mw-238C-0067-GW
Date Collected		7/11/2005	7/11/2005	7/11/2005	7/12/2005	7/11/2005	7/15/2005	7/14/2005
Sample Type		Grab	Grab	Grab	Grab	Grab	Grab	Grab
Analyte	Units							
1,3,5-Trinitrobenzene	µg/L	0.10 U	**0.9**	**7.2**	**2.2**	0.10 U	0.10 U	**62 E / 65**
1,3-Dinitrobenzene	µg/L	0.10 U	**0.046 J**	**0.23**	**0.077 J**	0.10 U	0.10 U	0.10 U
2,4,6-Trinitrolouene	µg/L	0.10 U	**0.42**	**7.7**	**0.057 J**	0.10 U	0.10 U	**130 E / 130**
2,4-Dinitrotoluene	µg/L	0.10 U	**0.087 J**	**3.5**	**0.47**	0.10 U	0.10 U	**0.19 AA**
2,6-Dinitrotoluene	µg/L	0.10 U	**0.097 J**	**1.5 J**	0.10 U	0.10 U	0.10 U	**0.92 AA**
2-Amino-4,6-dinitrotoluene	µg/L	0.10 U	**4.3**	**22 E / 21**	**0.91**	0.10 U	0.10 U	**8.8**
4-Amino-2,6-dinitrotoluene	µg/L	0.10 U	**6.3**	**30 E / 29**	**0.87**	0.10 U	0.10 U	**26 E / 26**
4-Nitrotoluene	µg/L	0.50 U	0.50 U	0.50 U	0.50 U	0.50 U	0.50 U	**0.28 J, PG**
HMX	µg/L	0.10 U	**5**	0.10 U	**0.062 J**	0.10 U	0.10 U	**1.5**
Nitrate-Nitrite	mg/L	NA	NA	NA	NA	NA	NA	NA
Nitrobenzene	µg/L	0.10 U	0.10 U	0.10 U	0.10 U	0.10 U	0.10 U	0.10 U
Nitrocellulose	mg/L	**0.14 B,J**	**0.17 B,J**	**0.20 B,J**	**0.15 B,J**	**0.17 B,J**	0.50 U	**0.13 B, J**
Nitroguanidine	µg/L	20 U	20 U	20 U	20 U	20 U	20 U	20 U
RDX	µg/L	0.10 U	**37 E / 39**	**0.36 AA**	0.10 U	0.10 U	0.10 U	**9.1**
Tetryl	µg/L	0.10 U	0.10 U	0.10 U	0.10 U	0.10 U	0.10 U	0.10 U

Qualifier Definitions:

U = Indicates that the compound was analyzed for but not detected at or above the reporting limit

J = Estimated result. Result less than Reporting Limit

B= Method blank contamination. The associated method blank contains the target analyte at a reportable level.

E = Estimated result. Result concentration exceeds calibration range.

PG = The percent difference between the original and confirmation sample analyses is greater than 40%.

AA = cannot confirm due to interference on cyano column analysis

NA = Not analyzed

Bold = detected compounds

Table 3-3 FWGWMP July 2005 Explosive and Propellant Analytical Results

Station ID		LL3mw-242	LL4mw-198	LL4mw-199	LL11mw-002	LL11mw-007	LL12mw-153	LL12mw-182
Sample ID		FWGLL3mw-242C-0068-GW	FWGLL4mw-198C-0069-GW	FWGLL4mw-199C-0070-GW	FWGLL11mw-002C-0071-GW	FWGLL11mw-007C-0072-GW	FWGLL12mw-153C-0073-GW	FWGLL12mw-182C-0074-GW
Date Collected		7/14/2005	7/13/2005	7/13/2005	7/13/2005	7/13/2005	7/14/2005	7/14/2005
Sample Type		Grab	Grab	Grab	Grab	Grab	Grab	Grab
Analyte	Units							
1,3,5-Trinitrobenzene	µg/L	0.10 U	0.10 U	0.10 U	0.10 U	0.10 U	0.10 U	0.10 U
1,3-Dinitrobenzene	µg/L	0.10 U	0.10 U	0.10 U	0.10 U	0.10 U	0.10 U	0.10 U
2,4,6-Trinitrolouene	µg/L	**0.025 J**	0.10 U	0.10 U	0.10 U	0.10 U	0.10 U	0.10 U
2,4-Dinitrotoluene	µg/L	0.10 U	0.10 U	0.10 U	0.10 U	0.10 U	0.10 U	0.10 U
2,6-Dinitrotoluene	µg/L	0.10 U	0.10 U	0.10 U	0.10 U	0.10 U	0.10 U	0.10 U
2-Amino-4,6-dinitrotoluene	µg/L	0.10 U	0.10 U	0.10 U	0.10 U	0.10 U	0.10 U	0.10 U
4-Amino-2,6-dinitrotoluene	µg/L	0.10 U	0.10 U	0.10 U	0.10 U	0.10 U	0.10 U	0.10 U
4-Nitrotoluene	µg/L	0.50 U	0.50 U	0.50 U	0.50 U	0.50 U	0.50 U	0.50 U
HMX	µg/L	0.10 U	0.10 U	0.10 U	0.10 U	0.10 U	0.10 U	0.10 U
Nitrate-Nitrite	mg/L	NA	NA	NA	NA	NA	0.1 U	0.1 U
Nitrobenzene	µg/L	0.10 U	0.10 U	0.10 U	0.10 U	0.10 U	0.10 U	0.10 U
Nitrocellulose	mg/L	**0.13 B, J**	0.50 U	**0.12 B**	0.50 U	0.50 U	0.50 U	0.50 U
Nitroguanidine	µg/L	20 U	20 U	20 U	20 U	20 U	20 U	20 U
RDX	µg/L	0.10 U	0.10 U	0.10 U	0.10 U	0.10 U	0.10 U	0.10 U
Tetryl	µg/L	0.10 U	0.10 U	0.10 U	0.10 U	0.10 U	0.10 U	0.10 U

Qualifier Definitions:

U = Indicates that the compound was analyzed for but not detected at or above the reporting limit

J = Estimated result. Result less than Reporting Limit

B= Method blank contamination. The associated method blank contains the target analyte at a reportable level.

E = Estimated result. Result concentration exceeds calibration range.

PG = The percent difference between the original and confirmation sample analyses is greater than 40%.

AA = cannot confirm due to interference on cyano column analysis

NA = Not analyzed

Bold = detected compounds

Table 3-3 FWGWMP July 2005 Explosive and Propellant Analytical Results

Station ID		LL12mw-183	LL12mw-186	CBPmw-005	CBPmw-007	DA2mw-107
Sample ID		FWGLL12mw-183C-0075-GW	FWGLL12mw-186C-0076-GW	FWGCBPmw-005C-0077-GW	FWGCBPmw-007C-0078-GW	FWGDA2mw-107C-0079-GW
Date Collected		7/14/2005	7/13/2005	7/14/2005	7/14/2005	7/15/2005
Sample Type		Grab	Grab	Grab	Grab	Grab
Analyte	Units					
1,3,5-Trinitrobenzene	µg/L	**0.035 J**	0.10 U	0.10 U	0.10 U	0.10 U
1,3-Dinitrobenzene	µg/L	0.10 U	0.10 U	0.10 U	0.10 U	0.10 U
2,4,6-Trinitrolouene	µg/L	0.10 U	0.10 U	0.10 U	0.10 U	0.10 U
2,4-Dinitrotoluene	µg/L	0.10 U	0.10 U	0.10 U	0.10 U	0.10 U
2,6-Dinitrotoluene	µg/L	0.10 U	0.10 U	0.10 U	0.10 U	0.10 U
2-Amino-4,6-dinitrotoluene	µg/L	0.10 U	0.10 U	0.10 U	0.10 U	0.10 U
4-Amino-2,6-dinitrotoluene	µg/L	0.10 U	0.10 U	0.10 U	0.10 U	0.10 U
4-Nitrotoluene	µg/L	0.50 U	0.50 U	0.50 U	0.50 U	0.50 U
HMX	µg/L	0.10 U	0.10 U	0.10 U	0.10 U	0.10 U
Nitrate-Nitrite	mg/L	**0.03 B**	0.1 U	NA	NA	NA
Nitrobenzene	µg/L	0.10 U	0.10 U	0.10 U	0.10 U	0.10 U
Nitrocellulose	mg/L	0.50 U	0.50 U	0.50 U	0.50 U	**0.12 B,J**
Nitroguanidine	µg/L	20 U	20 U	20 U	20 U	20 U
RDX	µg/L	0.10 U	0.10 U	0.10 U	0.10 U	0.10 U
Tetryl	µg/L	0.10 U	0.10 U	0.10 U	0.10 U	0.10 U

Qualifier Definitions:

U = Indicates that the compound was analyzed for but not detected at or above the reporting limit

J = Estimated result. Result less than Reporting Limit

B= Method blank contamination. The associated method blank contains the target analyte at a reportable level.

E = Estimated result. Result concentration exceeds calibration range.

PG = The percent difference between the original and confirmation sample analyses is greater than 40%.

AA = cannot confirm due to interference on cyano column analysis

NA = Not analyzed

Bold = detected compounds

Table 3-3 FWGWMP July 2005 Explosive and Propellant Analytical Results

Station ID		WBGmw-006	WBGmw-007	WBGmw-009
Sample ID		FWGWBGmw-006C-0080-GW	FWGWBGmw-007C-0081-GW	FWGWBGmw-009C-0082-GW
Date Collected		7/14/2005	7/15/2005	7/15/2005
Sample Type		Grab	Grab	Grab
Analyte	Units			
1,3,5-Trinitrobenzene	µg/L	0.10 U	0.10 U	0.10 U
1,3-Dinitrobenzene	µg/L	0.10 U	0.10 U	0.10 U
2,4,6-Trinitrolouene	µg/L	0.10 U	0.10 U	0.10 U
2,4-Dinitrotoluene	µg/L	0.10 U	0.10 U	0.10 U
2,6-Dinitrotoluene	µg/L	0.10 U	0.10 U	0.10 U
2-Amino-4,6-dinitrotoluene	µg/L	0.10 U	0.10 U	0.10 U
4-Amino-2,6-dinitrotoluene	µg/L	0.10 U	0.10 U	0.10 U
4-Nitrotoluene	µg/L	0.50 U	0.50 U	0.50 U
HMX	µg/L	**18**	0.10 U	**1.8 J**
Nitrate-Nitrite	mg/L	NA	NA	NA
Nitrobenzene	µg/L	0.10 U	0.10 U	0.10 U
Nitrocellulose	mg/L	0.50 U	0.50 U	0.50 U
Nitroguanidine	µg/L	20 U	20 U	20 U
RDX	µg/L	**70 E / 73**	0.10 U	**13**
Tetryl	µg/L	0.10 U	0.10 U	0.10 U

Qualifier Definitions:

U = Indicates that the compound was analyzed for but not detected at or above the reporting limit

J = Estimated result. Result less than Reporting Limit

B= Method blank contamination. The associated method blank contains the target analyte at a reportable level.

E = Estimated result. Result concentration exceeds calibration range.

PG = The percent difference between the original and confirmation sample analyses is greater than 40%.

AA = cannot confirm due to interference on cyano column analysis

NA = Not analyzed

Bold = detected compounds

3.3.2 Inorganic Elements

Inorganic elements analytical results are presented in Table 3-4. All inorganics analyzed for were detected in the samples except for antimony, cadmium, chromium (total), copper, lead, mercury, silver, cyanide, and vanadium. The inorganic elements that were detected were compared to site wide background levels, and against elements that are considered as essential nutrients to determine if they are to be considered as Site Related Contaminants (SRCs). Calcium, magnesium, iron, potassium, and sodium were eliminated as potential SRCs because they are considered as essential nutrients. Background levels for inorganic elements are presented in Table 3-5. The inorganic elements that were detected were compared to the appropriate background criteria to determine if they were SRCs. Elements shown as detects in Table 3-4, but at levels below the reporting limit and with laboratory qualifiers, or with concentrations less than the appropriate background levels, were not considered as SRCs. These elements were antimony, manganese. The following inorganic elements were detected above the appropriate background levels:

- Aluminum – BKGmw-004 (644 ug/L), BKGmw-010 (85.3 ug/L) BKGmw-020 (156 ug/L), LL1mw-083 (733 ug/L), WBGmw-007 (797 ug/L). There is no Public Drinking Water Standard for Ohio Maximum Contaminant Level (MCL) for aluminum.

- Arsenic
    - Bedrock Aquifer – LL2mw-263 (15.7 ug/L)
    - Unconsolidated Aquifer –BKGmw-017 (14.7 ug/L), LL4mw-199 (13.9 ug/L), LL11mw-007 (18.1 ug/L), LL12mw-153 (17.8 ug/L), LL12mw-182 (38.7.6 ug/L), LL12mw183 (41.7 ug/L), and CBPmw-005 (16.4 ug/L). The MCL for arsenic is 50 ug/L.

- Barium
    - Bedrock Aquifer – none.
    - Unconsolidated Aquifer – LL4mw-199 (95.1 ug/L), LL11mw-007 86.8 ug/L), and LL12mw-182 (87.8 ug/L). The MCL for barium is 2,000 ug/L.

- Beryllium was detected in the following samples at concentrations less than 0.45 ug/L: BKGmw-005, BKGmw-006, BKGmw-013, BKGmw-016, LL1mw-083, LL2mw-059, and LL2mw-262. The results for these samples were qualified with a “B” due to method blank contamination. The MCL for beryllium is 4 ug/L.

- Cobalt was detected in LL1mw-083, LL2mw-059, LL2mw-262, and LL2mw-263 at concentrations less than 7.2 ug/L. The results for

these samples were qualified with a “B” due to method blank contamination. There is no MCL for cobalt.

- Nickel – LL4mw-198 (24.4 ug/L). The MCL for nickel is 100 ug/L.

- Selenium was detected in LL3mw-242, LL11mw-002, LL12mw-183, CBPmw-007, DA2mw-107, WBGmw-007, and WBGmw-009 at concentrations less than 3.2 ug/L. The results for these samples were qualified with a “B” due to method blank contamination. The MCL for selenium is 50 ug/L.

- Thallium was detected in BKGmw-015, LL1mw-078, LL1mw-080, and LL1mw-083 at concentrations less than 0.066 ug/L. The results for these samples were qualified with a “B” due to method blank contamination. The MCL for thallium is 2 ug/L.

- Zinc was detected in LL4mw-198 (87 ug/L). There is no MCL for zinc.

Table 3-4 FWGWMP July 2005 Inorganics Analytical Results

Station ID		BKGmw-004	BKGmw-005	BKGmw-006	BKGmw-008	BKGmw-010
Sample ID		FWGBKGmw-004C-0047-GF	FWGBKGmw-005C-0048-GF	FWGBKGmw-006C-0049-GF	FWGBKGmw-008C-0050-GF	FWGBKGmw-010C-0051-GF
Date Collected		7/13/2005	7/12/2005	7/12/2005	7/13/2005	7/14/2005
Sample Type		Grab	Grab	Grab	Grab	Grab
Analyte	Units					
Aluminum	µg/L	**644**	200 U	200 U	200 U	**85.3 B**
Antimony	µg/L	100 U	100 U	100 U	100 U	100 U
Arsenic	µg/L	10 U	10 U	10 U	10 U	10 U
Barium	µg/L	**23.6**	**14.2**	**25**	**5.5 B**	**10.2**
Beryllium	µg/L	10 U	**0.45 B**	**0.32 B**	10 U	10 U
Cadmium	µg/L	10 U	10 U	10 U	10 U	10 U
Calcium	µg/L	**22600**	**92700**	**70700**	**30200**	**12100 J**
Chromium, total	µg/L	20 U	20 U	20 U	20 U	20 U
Cobalt	µg/L	20 U	20 U	20 U	20 U	20 U
Copper	µg/L	20 U	20 U	20 U	20 U	20 U
Cyanide	mg/L	0.01 U	0.01 U	0.01 U	0.01 U	0.01 U
Iron	µg/L	1000 U	1000 U	1000 U	1000 U	1000 U
Lead	µg/L	10 U	10 U	10 U	10 U	10 U
Magnesium	µg/L	**7160**	**19100**	**20100**	**11600**	**13600**
Manganese	µg/L	**0.99 B, J**	100 U	**85.4 B**	100 U	**69.8 B**
Mercury	µg/L	0.20 U	0.20 U	0.20 U	0.20 U	0.20 U
Nickel	µg/L	20 U	20 U	**2.0 B**	20 U	**16.9 B**
Potassium	µg/L	**739 B, J**	**703 B,J**	**3070 B,J**	**499 B, J**	**783 B, J**
Selenium	µg/L	10 U	10 U	10 U	10 U	10 U
Silver	µg/L	20 U	20 U	20 U	20 U	20 U
Sodium	µg/L	**17200**	**7670**	**31700**	**9810**	**4080**
Thallium	µg/L	1.0 U	1.0 U	1.0 U	1.0 U	1.0 U
Vanadium	µg/L	20 U	20 U	20 U	20 U	20 U
Zinc	µg/L	100 U	100 U	100 U	100 U	**7.3 B**

Qualifier Definitions:
U = Indicates that the compound was analyzed for but not detected at or above the reporting limit

J = Estimated result. Result less than Reporting Limit

B= Method blank contamination. The associated method blank contains the target analyte at a reportable level.

E = Estimated result. Result concentration exceeds calibration range.

PG = The percent difference between the original and confirmation sample analyses is greater than 40%.

Bold = detected compounds

Table 3-4 FWGWMP July 2005 Inorganics Analytical Results

Station ID		BKGmw-012	BKGmw-013	BKGmw-015	BKGmw-016	BKGmw-017
Sample ID		FWGBKGmw-012C-0052-GF	FWGBKGmw-013C-0053-GF	FWGBKGmw-015C-0054-GF	FWGBKGmw-016C-0055-GF	FWGBKGmw-017C-0056-GF
Date Collected		7/14/2005	7/12/2005	7/12/2005	7/12/2005	7/12/2005
Sample Type		Grab	Grab	Grab	Grab	Grab
Analyte	Units					
Aluminum	µg/L	200 U	200 U	200 U	200 U	200 U
Antimony	µg/L	100 U	100 U	100 U	100 U	100 U
Arsenic	µg/L	10 U	**8.4 B**	10 U	10 U	**14.7**
Barium	µg/L	**227**	**75.9**	**244**	**13.2**	**30.7**
Beryllium	µg/L	10 U	**0.30 B**	10 U	**0.30 B**	10 U
Cadmium	µg/L	10 U	10 U	10 U	10 U	10 U
Calcium	µg/L	**23300 J**	**69700**	**28700**	**8490**	**105000**
Chromium, total	µg/L	20 U	20 U	20 U	20 U	20 U
Cobalt	µg/L	20 U	20 U	20 U	20 U	20 U
Copper	µg/L	20 U	20 U	20 U	20 U	20 U
Cyanide	mg/L	0.01 U	0.01 U	0.01 U	0.01 U	0.01 U
Iron	µg/L	**72.3 B**	**844 B**	1000 U	**129 B**	**707 B**
Lead	µg/L	10 U	10 U	10 U	10 U	10 U
Magnesium	µg/L	**7650**	**22900**	**11600**	**3880**	**43300**
Manganese	µg/L	**27.8 B**	**380**	**45.7 B**	**22.6 B**	**208**
Mercury	µg/L	0.20 U	0.20 U	0.20 U	0.20 U	0.20 U
Nickel	µg/L	20 U	20 U	**1.7 B**	**2.9 B**	20 U
Potassium	µg/L	**3870 B, J**	**1590 B,J**	**4580 B,J**	**682 B,J**	**1990 B,J**
Selenium	µg/L	10 U	10 U	10 U	10 U	10 U
Silver	µg/L	20 U	20 U	20 U	20 U	20 U
Sodium	µg/L	**46000**	**10900**	**11900**	**2550**	**21800**
Thallium	µg/L	1.0 U	1.0 U	**0.036 B**	1.0 U	1.0 U
Vanadium	µg/L	20 U	20 U	20 U	20 U	20 U
Zinc	µg/L	100 U	100 U	**29.8 B**	**7.9 B**	100 U

Qualifier Definitions:
U = Indicates that the compound was analyzed for but not detected at or above the reporting limit

J = Estimated result. Result less than Reporting Limit

B= Method blank contamination. The associated method blank contains the target analyte at a reportable level.

E = Estimated result. Result concentration exceeds calibration range.

PG = The percent difference between the original and confirmation sample analyses is greater than 40%.

Bold = detected compounds

Table 3-4 FWGWMP July 2005 Inorganics Analytical Results

Station ID		BKGmw-018	BKGmw-019	BKGmw-020	BKGmw-021	LL1mw-078
Sample ID		FWGBKGmw-018C-0057-GF	FWGBKGmw-019C-0058-GF	FWGBKGmw-020C-0059-GF	FWGBKGmw-021C-0060-GF	FWGLL1mw-078C-0061-GF
Date Collected		7/12/2005	7/12/2005	7/13/2005	7/13/2005	7/11/2005
Sample Type		Grab	Grab	Grab	Grab	Grab
Analyte	Units					
Aluminum	µg/L	200 U	200 U	**156 B**	200 U	200 U
Antimony	µg/L	100 U	100 U	100 U	100 U	100 U
Arsenic	µg/L	10 U	10 U	10 U	10 U	10 U
Barium	µg/L	**21.5**	**40**	**141**	**39.1**	**7.3 B**
Beryllium	µg/L	10 U	10 U	10 U	10 U	10 U
Cadmium	µg/L	10 U	10 U	10 U	10 U	10 U
Calcium	µg/L	**61100**	**114000**	**49900**	**84900**	**53400**
Chromium, total	µg/L	20 U	20 U	20 U	20 U	20 U
Cobalt	µg/L	20 U	20 U	20 U	20 U	20 U
Copper	µg/L	20 U	20 U	20 U	20 U	20 U
Cyanide	mg/L	0.01 U	0.01 U	0.01 U	0.01 U	0.01 U
Iron	µg/L	1000 U	1000 U	**2550 J**	1000 U	1000 U
Lead	µg/L	10 U	10 U	10 U	10 U	10 U
Magnesium	µg/L	**6080**	**32600**	**15100**	**46200**	**7190**
Manganese	µg/L	119	**118**	**693 J**	**0.89 B, J**	**1.5 B**
Mercury	µg/L	0.20 U	0.20 U	0.20 U	0.20 U	0.20 U
Nickel	µg/L	20 U	20 U	20 U	20 U	**1.4 B**
Potassium	µg/L	**854 B,J**	**1330 B,J**	**2390 B, J**	**927 B, J**	**2000 B,J**
Selenium	µg/L	10 U	10 U	10 U	10 U	10 U
Silver	µg/L	20 U	20 U	20 U	20 U	20 U
Sodium	µg/L	**1370**	**9860**	**7720**	**12600**	**5110**
Thallium	µg/L	1.0 U	1.0 U	1.0 U	1.0 U	**0.066 B**
Vanadium	µg/L	20 U	20 U	20 U	20 U	20 U
Zinc	µg/L	100 U	100 U	100 U	100 U	100 U

Qualifier Definitions:
U = Indicates that the compound was analyzed for but not detected at or above the reporting limit

J = Estimated result. Result less than Reporting Limit

B= Method blank contamination. The associated method blank contains the target analyte at a reportable level.

E = Estimated result. Result concentration exceeds calibration range.

PG = The percent difference between the original and confirmation sample analyses is greater than 40%.

Bold = detected compounds

Table 3-4 FWGWMP July 2005 Inorganics Analytical Results

Station ID		LL1mw-080	LL1mw-083	LL2mw-059	LL2mw-262	LL2mw-263
Sample ID		FWGLL1mw-080C-0062-GF	FWGLL1mw-083C-0063-GF	FWGLL2mw-059C-0064-GF	FWGLL2mw-262C-0065-GF	FWGLL2mw-263C-0066-GF
Date Collected		7/11/2005	7/11/2005	7/12/2005	7/11/2005	7/15/2005
Sample Type		Grab	Grab	Grab	Grab	Grab
Analyte	Units					
Aluminum	µg/L	200 U	**733**	200 U	200 U	200 U
Antimony	µg/L	100 U	100 U	100 U	100 U	100 U
Arsenic	µg/L	10 U	10 U	10 U	10 U	**15.7**
Barium	µg/L	**12.4**	**15.4**	**15.9**	**14.4**	**18.4**
Beryllium	µg/L	10 U	**0.44 B**	**0.35 B**	**0.32 B**	10 U
Cadmium	µg/L	10 U	10 U	10 U	10 U	10 U
Calcium	µg/L	**114000**	**14200**	**26900**	**42000**	**29400**
Chromium, total	µg/L	20 U	20 U	20 U	20 U	20 U
Cobalt	µg/L	20 U	**7.2 B**	**3.2 B**	**2.4 B**	**2.7 B**
Copper	µg/L	20 U	20 U	20 U	20 U	20 U
Cyanide	mg/L	0.01 U	0.01 U	0.01 U	0.01 U	0.01 U
Iron	µg/L	1000 U	1000 U	1000 U	1000 U	**4340 J**
Lead	µg/L	10 U	10 U	10 U	10 U	10 U
Magnesium	µg/L	**4900**	**4090**	**7380**	**30900**	**12600**
Manganese	µg/L	**79.7 B**	**391**	**281**	**284**	**1280 J**
Mercury	µg/L	0.20 U	0.20 U	0.20 U	0.20 U	0.20 U
Nickel	µg/L	20 U	**23**	**3.1 B**	**14.5 B**	**3.5 B**
Potassium	µg/L	**1720 B,J**	**2030 B,J**	**624 B,J**	**1760 B,J**	**642 B, J**
Selenium	µg/L	10 U	10 U	10 U	10 U	10 U
Silver	µg/L	20 U	20 U	20 U	20 U	20 U
Sodium	µg/L	**1530**	**15400**	**5180**	**8950**	**4180**
Thallium	µg/L	**0.046 B**	**0.047 B**	1.0 U	1.0 U	1.0 U
Vanadium	µg/L	20 U	20 U	20 U	20 U	20 U
Zinc	µg/L	100 U	**35.4 B**	**6.7 B**	100 U	100 U

Qualifier Definitions:
U = Indicates that the compound was analyzed for but not detected at or above the reporting limit

J = Estimated result. Result less than Reporting Limit

B= Method blank contamination. The associated method blank contains the target analyte at a reportable level.

E = Estimated result. Result concentration exceeds calibration range.

PG = The percent difference between the original and confirmation sample analyses is greater than 40%.

Bold = detected compounds

Table 3-4 FWGWMP July 2005 Inorganics Analytical Results

Station ID		LL3mw-238	LL3mw-242	LL4mw-198	LL4mw-199	LL11mw-002
Sample ID		FWGLL3mw-238C-0067-GF	FWGLL3mw-242C-0068-GF	FWGLL4mw-198C-0069-GF	FWGLL4mw-199C-0070-GF	FWGLL11mw-002C-0071-GF
Date Collected		7/14/2005	7/14/2005	7/13/2005	7/13/2005	7/13/2005
Sample Type		Grab	Grab	Grab	Grab	Grab
Analyte	Units					
Aluminum	µg/L	200 U	200 U	200 U	200 U	200 U
Antimony	µg/L	100 U	100 U	100 U	100 U	100 U
Arsenic	µg/L	10 U	10 U	10 U	**13.9**	10 U
Barium	µg/L	**4.4 B**	**9.5 B**	**9.4 B**	**95.1**	**30.9**
Beryllium	µg/L	10 U	10 U	10 U	10 U	10 U
Cadmium	µg/L	10 U	10 U	10 U	10 U	10 U
Calcium	µg/L	**30500 J**	**15100 J**	**26200**	**76700**	**92700**
Chromium, total	µg/L	20 U	20 U	20 U	20 U	20 U
Cobalt	µg/L	20 U	20 U	20 U	20 U	20 U
Copper	µg/L	20 U	20 U	20 U	20 U	20 U
Cyanide	mg/L	0.01 U	0.01 U	0.01 U	0.01 U	0.01 U
Iron	µg/L	1000 U	1000 U	**2770 J**	**1570 J**	1000 U
Lead	µg/L	10 U	10 U	10 U	10 U	10 U
Magnesium	µg/L	**5640**	**6370**	**11500**	**20200**	**30100**
Manganese	µg/L	**0.52 B**	**314**	**828 J**	**323 J**	**394 J**
Mercury	µg/L	0.20 U	0.20 U	0.20 U	0.20 U	0.20 U
Nickel	µg/L	20 U	**16.3 B**	**24.4**	20 U	20 U
Potassium	µg/L	**1540 B, J**	**901 B, J**	**1070 B, J**	**1160 B, J**	**2060 B, J**
Selenium	µg/L	10 U	**3.0 B**	10 U	10 U	**2.5 B**
Silver	µg/L	20 U	20 U	20 U	20 U	20 U
Sodium	µg/L	**1140**	**10900**	**9880**	**9300**	**12300**
Thallium	µg/L	1.0 U	1.0 U	1.0 U	1.0 U	1.0 U
Vanadium	µg/L	20 U	20 U	20 U	20 U	20 U
Zinc	µg/L	100 U	**12.3 B**	**87.0 B, J**	100 U	**8.4 B, J**

Qualifier Definitions:
U = Indicates that the compound was analyzed for but not detected at or above the reporting limit

J = Estimated result. Result less than Reporting Limit

B= Method blank contamination. The associated method blank contains the target analyte at a reportable level.

E = Estimated result. Result concentration exceeds calibration range.

PG = The percent difference between the original and confirmation sample analyses is greater than 40%.

Bold = detected compounds

Table 3-4 FWGWMP July 2005 Inorganics Analytical Results

Station ID		LL11mw-007	LL12mw-153	LL12mw-182	LL12mw-183	LL12mw-186
Sample ID		FWGLL11mw-007C-0072-GF	FWGLL12mw-153C-0073-GF	FWGLL12mw-182C-0074-GF	FWGLL12mw-183C-0075-GF	FWGLL12mw-186C-0076-GF
Date Collected		7/13/2005	7/14/2005	7/14/2005	7/14/2005	7/13/2005
Sample Type		Grab	Grab	Grab	Grab	Grab
Analyte	Units					
Aluminum	µg/L	200 U	200 U	200 U	200 U	200 U
Antimony	µg/L	100 U	100 U	100 U	100 U	100 U
Arsenic	µg/L	**18.1**	**17.8**	**38.7**	**41.7**	**8.4 B**
Barium	µg/L	**86.8**	**77.9**	**87.8**	**76.4**	**57.5**
Beryllium	µg/L	10 U	10 U	10 U	10 U	10 U
Cadmium	µg/L	10 U	10 U	10 U	10 U	10 U
Calcium	µg/L	**92200**	**135000 J**	**89300 J**	**11500 J**	**146000**
Chromium, total	µg/L	20 U	20 U	20 U	20 U	20 U
Cobalt	µg/L	20 U	20 U	20 U	20 U	20 U
Copper	µg/L	20 U	20 U	20 U	20 U	20 U
Cyanide	mg/L	0.01 U	0.01 U	0.01 U	0.01 U	0.01 U
Iron	µg/L	**995 B, J**	**3170**	**694 B**	**1420**	**2210 J**
Lead	µg/L	10 U	10 U	10 U	10 U	10 U
Magnesium	µg/L	**32300**	**72200**	**68700**	**45200**	**68400**
Manganese	µg/L	**196 J**	**180**	**54.2 B**	**70.7 B**	**352 J**
Mercury	µg/L	0.20 U	0.20 U	0.20 U	0.20 U	0.20 U
Nickel	µg/L	20 U	20 U	20 U	20 U	20 U
Potassium	µg/L	**1390 B, J**	**2150 B, J**	**4030 B, J**	**3250 B, J**	**1550 B, J, E**
Selenium	µg/L	10 U	10 U	10 U	**3.2 B**	10 U
Silver	µg/L	20 U	20 U	20 U	20 U	20 U
Sodium	µg/L	**14700**	**24600**	**27100**	**16800**	**16700**
Thallium	µg/L	1.0 U	1.0 U	1.0 U	1.0 U	1.0 U
Vanadium	µg/L	20 U	20 U	20 U	20 U	20 U
Zinc	µg/L	**6.8 B, J**	100 U	100 U	100 U	100 U

Qualifier Definitions:
U = Indicates that the compound was analyzed for but not detected at or above the reporting limit

J = Estimated result. Result less than Reporting Limit

B= Method blank contamination. The associated method blank contains the target analyte at a reportable level.

E = Estimated result. Result concentration exceeds calibration range.

PG = The percent difference between the original and confirmation sample analyses is greater than 40%.

Bold = detected compounds

Table 3-4 FWGWMP July 2005 Inorganics Analytical Results

Station ID		CBPmw-005	CBPmw-007	DA2mw-107	WBGmw-006	WBGmw-007
Sample ID		FWGCBPmw-005C-0077-GF	FWGCBPmw-007C-0078-GF	FWGDA2mw-107C-0079-GF	FWGWBGmw-006C-0080-GF	FWGWBGmw-007C-0081-GF
Date Collected		7/14/2005	7/14/2005	7/15/2005	7/14/2005	7/15/2005
Sample Type		Grab	Grab	Grab	Grab	Grab
Analyte	Units					
Aluminum	µg/L	200 U	200 U	200 U	200 U	**797**
Antimony	µg/L	100 U	100 U	100 U	100 U	100 U
Arsenic	µg/L	**16.4**	**8.6 B**	**7.0 B**	10 U	**4.8 B**
Barium	µg/L	**38.3**	**12.6**	**31.6**	**24.8**	**39.4**
Beryllium	µg/L	10 U	10 U	10 U	10 U	10 U
Cadmium	µg/L	10 U	10 U	10 U	10 U	10 U
Calcium	µg/L	**77000 J**	**178000 J**	**82000**	**65300 J**	**67100**
Chromium, total	µg/L	20 U	20 U	20 U	20 U	20 U
Cobalt	µg/L	20 U	20 U	20 U	20 U	20 U
Copper	µg/L	20 U	20 U	20 U	20 U	20 U
Cyanide	mg/L	0.01 U	0.01 U	0.01 U	0.01 U	0.01 U
Iron	µg/L	**936 B**	**624 B**	**1320 J**	1000 U	**286 B, J**
Lead	µg/L	10 U	10 U	10 U	10 U	10 U
Magnesium	µg/L	**34800**	**91800**	**26800**	**21100**	**17000**
Manganese	µg/L	**52.0 B**	**101**	**192 J**	**52.8 B**	**125 J**
Mercury	µg/L	0.20 U	0.20 U	0.20 U	0.20 U	0.20 U
Nickel	µg/L	20 U	20 U	20 U	20 U	20 U
Potassium	µg/L	**3050 B, J**	**5030 J**	**1570 B, J**	**820 B, J**	**1130 B, J, E**
Selenium	µg/L	10 U	**2.8 B**	**2.4 B**	10 U	**2.7 B**
Silver	µg/L	20 U	20 U	20 U	20 U	20 U
Sodium	µg/L	**24900**	**132000**	**9470**	**6190**	**4740**
Thallium	µg/L	1.0 U	1.0 U	1.0 U	1.0 U	1.0 U
Vanadium	µg/L	20 U	20 U	20 U	20 U	20 U
Zinc	µg/L	100 U	**7.6 B**	**6.7 B, J**	100 U	100 U

Qualifier Definitions:
U = Indicates that the compound was analyzed for but not detected at or above the reporting limit

J = Estimated result. Result less than Reporting Limit

B= Method blank contamination. The associated method blank contains the target analyte at a reportable level.

E = Estimated result. Result concentration exceeds calibration range.

PG = The percent difference between the original and confirmation sample analyses is greater than 40%.

Bold = detected compounds

Table 3-4 FWGWMP July 2005 Inorganics Analytical Results

Station ID		WBGmw-009
Sample ID		FWGWBGmw-009C-0082-GF
Date Collected		7/15/2005
Sample Type		Grab
Analyte	Units	
Aluminum	µg/L	200 U
Antimony	µg/L	100 U
Arsenic	µg/L	10 U
Barium	µg/L	**11.2**
Beryllium	µg/L	10 U
Cadmium	µg/L	10 U
Calcium	µg/L	**81700**
Chromium, total	µg/L	20 U
Cobalt	µg/L	20 U
Copper	µg/L	20 U
Cyanide	mg/L	0.01 U
Iron	µg/L	**123 B, J**
Lead	µg/L	10 U
Magnesium	µg/L	**25000**
Manganese	µg/L	**99.6 B, J**
Mercury	µg/L	0.20 U
Nickel	µg/L	20 U
Potassium	µg/L	**818 B, J**
Selenium	µg/L	**2.4 B**
Silver	µg/L	20 U
Sodium	µg/L	**4230**
Thallium	µg/L	1.0 U
Vanadium	µg/L	20 U
Zinc	µg/L	100 U

Qualifier Definitions:
U = Indicates that the compound was analyzed for but not detected at or above the reporting limit

J = Estimated result. Result less than Reporting Limit

B= Method blank contamination. The associated method blank contains the target analyte at a reportable level.

E = Estimated result. Result concentration exceeds calibration range.

PG = The percent difference between the original and confirmation sample analyses is greater than 40%.

Bold = detected compounds

Table 3-5 RTLS/RVAAP Facility-wide Background Criteria

Media Units	Surface Soil mg/kg	Subsurface Soil mg/kg	Sediment mg/kg	Surface Water ug/L	Groundwater Bedrock Zone Filtered ug/L	Groundwater Bedrock Zone Unfiltered ug/L	Groundwater Unconsolidated Zone Filtered ug/L	Groundwater Unconsolidated Unfiltered ug/L
Analyte								
Cyanide	0	0	0	0	0	0	0	0
Aluminum	17700	19500	13900	3370	0	9410	0	0
Arsenic	15.4	19.8	19.5	3.2	0	19.1	11.7	11.7
Barium	88.4	124	123	47.5	256	241	82.1	82.1
Beryllium	0.88	0.88	0.38	0	0	0	0	0
Cadmium	0	0	0	0	0	0	0	0
Calcium	15800	35500	5510	41400	53100	48200	115000	115000
Chromium	17.4	27.2	18.1	0	0	19.5	7.3	7.3
Cobalt	10.4	23.2	9.1	0	0	0	0	0
Copper	17.7	32.3	27.6	7.9	0	17	0	0
Iron	23100	35200	28200	2560	1430	21500	279	279
Lead	26.1	19.1	27.4	0	0	23	0	0
Magnesium	3030	8790	2760	10800	15000	13700	43300	43300
Manganese	1450	3030	1950	391	1340	1260	1020	1020
Mercury	0.036	0.044	0.059	0	0	0	0	0
Nickel	21.1	60.7	17.7	0	83.4	85.3	0	0
Potassium	927	3350	1950	3170	5770	6060	2890	2890
Selenium	104	105	107	0	0	0	0	0
Silver	0	0	0	0	0	0	0	0
Sodium	123	145	112	21300	51400	49700	45700	45700
Thallium	0	0.91	0.89	0	0	0	0	0
Vanadium	31.1	37.6	26.1	0	0	15.5	0	0
Zinc	61.8	93.3	532	42	52.3	193	60.9	60.9

3.3.3 Volatile Organic Compounds (VOCs)

VOC analytical results are summarized in Table 3-6. VOCs were not detected in any samples analyzed for this sampling event.

3.3.4 Semivolatile Organic Compounds (SVOCs)

SVOC analytical results are summarized in Table 3-7. Bis (2-ethylhexyl) phthalate was detected in every monitoring well, although every sample result for this compound was qualified with a "B" due to method blank contamination. No other SVOCs were at concentrations above the reporting limits.

3.3.5 Pesticides and Polychlorinated Biphenyls (PCBs)

Pesticides and PCBs analytical results are summarized in Table 3-8. The following pesticide compounds were detected above reporting limits:

- 4,4'-DDE – LL3mw-238 (0.035 ug/L).
- 4,4'-DDT – BKGmw-015 (0.038 ug/L), LL1mw-078 (0.097 ug/L), LL12mw-153 (0.051 ug/L), LL12mw-186 (0.087 ug/L).
- Beta-BHC – LL1mw-083 (0.086 ug/L), LL3mw-238 (0.28 ug/L).
- Delta-BHA – LL3mw-238 at 0.046 ug/L.
- Dieldrin - BKGmw-015 at 0.053 ug/L)
- Endosulfan I – LL3mw-238 at 0.035 ug/L.
- Endrin aldehyde – BKGmw-015 at 0.037 ug/L.
- Heptachlor – CBPmw-005 at 0.085 ug/L. The MCL for heptachlor is 0.4 ug/L.
- Toxaphene – BKGmw-015 at 5.3 ug/L. The MCL for Toxaphene is 3 ug/L.

PCBs were detected at one monitoring well sampled for this event. PCB-1242 (9 ug/L) and PCB-1260 (6.7 ug/L) was detected at BKGmw-015.

Table 3-6 FWGWMP July 2005 VOCs Analytical results

Station ID		BKGmw-004	BKGmw-005	BKGmw-006	BKGmw-008
Sample ID		FWGBKGmw-004C-0047-GW	FWGBKGmw-005C-0048-GW	FWGBKGmw-006C-0049-GW	FWGBKGmw-008C-0050-GW
Date Collected		7/13/2005	7/12/2005	7/12/2005	7/13/2005
Sample Type		Grab	Grab	Grab	Grab
Analyte	Units				
1,1,1-Trichloroethane	µg/L	1.0 U	1.0 U	1.0 U	1.0 U
1,1,2,2-Tetrachloroethane	µg/L	1.0 U	1.0 U	1.0 U	1.0 U
1,1,2-Trichloroethane	µg/L	1.0 U	1.0 U	1.0 U	1.0 U
1,1-Dichloroethane	µg/L	1.0 U	1.0 U	1.0 U	1.0 U
1,1-Dichloroethene (total)	µg/L	1.0 U	1.0 U	1.0 U	1.0 U
1,2-Dichloroethane	µg/L	1.0 U	1.0 U	1.0 U	1.0 U
1,2-Dichloropropane	µg/L	1.0 U	1.0 U	1.0 U	1.0 U
2-Butanone	µg/L	10 U	10 U	10 U	10 U
2-Hexanone	µg/L	10 U	10 U	10 U	10 U
4-Methyl-2-pentanone	µg/L	10 U	10 U	10 U	10 U
Acetone	µg/L	10 U	10 U	10 U	10 U
Benzene	µg/L	1.0 U	1.0 U	1.0 U	1.0 U
Bromochloromethane	µg/L	1.0 U	1.0 U	1.0 U	1.0 U
Bromodichloromethane	µg/L	1.0 U	1.0 U	1.0 U	1.0 U
Bromoform	µg/L	1.0 U	1.0 U	1.0 U	1.0 U
Bromomethane	µg/L	1.0 U	1.0 U	1.0 U	1.0 U
Carbon disulfide	µg/L	1.0 U	1.0 U	1.0 U	1.0 U
Carbon tetrachloride	µg/L	1.0 U	1.0 U	1.0 U	1.0 U
Chlorobenzene	µg/L	1.0 U	1.0 U	1.0 U	1.0 U
Chloroethane	µg/L	1.0 U	1.0 U	1.0 U	1.0 U
Chloroform	µg/L	1.0 U	1.0 U	1.0 U	1.0 U
Chloromethane	µg/L	1.0 U	1.0 U	1.0 U	1.0 U
Dibromochloromethane	µg/L	1.0 U	1.0 U	1.0 U	1.0 U
Ethylbenzene	µg/L	1.0 U	1.0 U	1.0 U	1.0 U
Methylene chloride	µg/L	2.0 U	2.0 U	2.0 U	2.0 U
Styrene	µg/L	1.0 U	1.0 U	1.0 U	1.0 U
Tetrachloroethene	µg/L	1.0 U	1.0 U	1.0 U	1.0 U
Toluene	µg/L	1.0 U	1.0 U	1.0 U	1.0 U
Trichloroethene	µg/L	1.0 U	1.0 U	1.0 U	1.0 U
Vinyl chloride	µg/L	1.0 U	1.0 U	1.0 U	1.0 U
cis-1,3-Dichloropropene	µg/L	1.0 U	1.0 U	1.0 U	1.0 U
Xylenes (total)	µg/L	2.0 U	2.0 U	2.0 U	2.0 U
trans-1,3-Dichloropropene	µg/L	1.0 U	1.0 U	1.0 U	1.0 U

Qualifier Definitions:

U = Indicates that the compound was analyzed for but not detected at or above the reporting limit.

J = Estimated result. Result less than Reporting Limit.

B= Method blank contamination. The associated method blank contains the target analyte at a reportable level.

E = Estimated result. Result concentration exceeds calibration range.

PG = The percent difference between the original and confirmation sample analyses is greater than 40%.

Bold = detected compounds

Table 3-6 FWGWMP July 2005 VOCs Analytical results

Station ID		BKGmw-010	BKGmw-012	BKGmw-013	BKGmw-015
Sample ID		FWGBKGmw-010C-0051-GW	FWGBKGmw-012C-0052-GW	FWGBKGmw-013C-0053-GW	FWGBKGmw-015C-0054-GW
Date Collected		7/14/2005	7/14/2005	7/12/2005	7/12/2005
Sample Type		Grab	Grab	Grab	Grab
Analyte	Units				
1,1,1-Trichloroethane	µg/L	1.0 U	1.0 U	1.0 U	1.0 U
1,1,2,2-Tetrachloroethane	µg/L	1.0 U	1.0 U	1.0 U	1.0 U
1,1,2-Trichloroethane	µg/L	1.0 U	1.0 U	1.0 U	1.0 U
1,1-Dichloroethane	µg/L	1.0 U	1.0 U	1.0 U	1.0 U
1,1-Dichloroethene (total)	µg/L	1.0 U	1.0 U	1.0 U	1.0 U
1,2-Dichloroethane	µg/L	1.0 U	1.0 U	1.0 U	1.0 U
1,2-Dichloropropane	µg/L	1.0 U	1.0 U	1.0 U	1.0 U
2-Butanone	µg/L	10 U	10 U	10 U	10 U
2-Hexanone	µg/L	10 U	10 U	10 U	10 U
4-Methyl-2-pentanone	µg/L	10 U	10 U	10 U	10 U
Acetone	µg/L	10 U	10 U	10 U	10 U
Benzene	µg/L	1.0 U	1.0 U	1.0 U	1.0 U
Bromochloromethane	µg/L	1.0 U	1.0 U	1.0 U	1.0 U
Bromodichloromethane	µg/L	1.0 U	1.0 U	1.0 U	1.0 U
Bromoform	µg/L	1.0 U	1.0 U	1.0 U	1.0 U
Bromomethane	µg/L	1.0 U	1.0 U	1.0 U	1.0 U
Carbon disulfide	µg/L	1.0 U	1.0 U	1.0 U	1.0 U
Carbon tetrachloride	µg/L	1.0 U	1.0 U	1.0 U	1.0 U
Chlorobenzene	µg/L	1.0 U	1.0 U	1.0 U	1.0 U
Chloroethane	µg/L	1.0 U	1.0 U	1.0 U	1.0 U
Chloroform	µg/L	1.0 U	1.0 U	1.0 U	1.0 U
Chloromethane	µg/L	1.0 U	1.0 U	1.0 U	1.0 U
Dibromochloromethane	µg/L	1.0 U	1.0 U	1.0 U	1.0 U
Ethylbenzene	µg/L	1.0 U	1.0 U	1.0 U	1.0 U
Methylene chloride	µg/L	2.0 U	2.0 U	2.0 U	2.0 U
Styrene	µg/L	1.0 U	1.0 U	1.0 U	1.0 U
Tetrachloroethene	µg/L	1.0 U	1.0 U	1.0 U	1.0 U
Toluene	µg/L	1.0 U	1.0 U	1.0 U	1.0 U
Trichloroethene	µg/L	1.0 U	1.0 U	1.0 U	1.0 U
Vinyl chloride	µg/L	1.0 U	1.0 U	1.0 U	1.0 U
cis-1,3-Dichloropropene	µg/L	1.0 U	1.0 U	1.0 U	1.0 U
Xylenes (total)	µg/L	2.0 U	2.0 U	2.0 U	2.0 U
trans-1,3-Dichloropropene	µg/L	1.0 U	1.0 U	1.0 U	1.0 U

Qualifier Definitions:

U = Indicates that the compound was analyzed for but not detected at or above the reporting limit.

J = Estimated result. Result less than Reporting Limit.

B= Method blank contamination. The associated method blank contains the target analyte at a reportable level.

E = Estimated result. Result concentration exceeds calibration range.

PG = The percent difference between the original and confirmation sample analyses is greater than 40%.

Bold = detected compounds

Table 3-6 FWGWMP July 2005 VOCs Analytical results

Station ID		BKGmw-016	BKGmw-017	BKGmw-018	BKGmw-019
Sample ID		FWGBKGmw-016C-0055-GW	FWGBKGmw-017C-0056-GW	FWGBKGmw-018C-0057-GW	FWGBKGmw-019C-0058-GW
Date Collected		7/12/2005	7/12/2005	7/12/2005	7/12/2005
Sample Type		Grab	Grab	Grab	Grab
Analyte	Units				
1,1,1-Trichloroethane	µg/L	1.0 U	1.0 U	1.0 U	1.0 U
1,1,2,2-Tetrachloroethane	µg/L	1.0 U	1.0 U	1.0 U	1.0 U
1,1,2-Trichloroethane	µg/L	1.0 U	1.0 U	1.0 U	1.0 U
1,1-Dichloroethane	µg/L	1.0 U	1.0 U	1.0 U	1.0 U
1,1-Dichloroethene (total)	µg/L	1.0 U	1.0 U	1.0 U	1.0 U
1,2-Dichloroethane	µg/L	1.0 U	1.0 U	1.0 U	1.0 U
1,2-Dichloropropane	µg/L	1.0 U	1.0 U	1.0 U	1.0 U
2-Butanone	µg/L	10 U	10 U	10 U	10 U
2-Hexanone	µg/L	10 U	10 U	10 U	10 U
4-Methyl-2-pentanone	µg/L	10 U	10 U	10 U	10 U
Acetone	µg/L	10 U	10 U	10 U	10 U
Benzene	µg/L	1.0 U	1.0 U	1.0 U	1.0 U
Bromochloromethane	µg/L	1.0 U	1.0 U	1.0 U	1.0 U
Bromodichloromethane	µg/L	1.0 U	1.0 U	1.0 U	1.0 U
Bromoform	µg/L	1.0 U	1.0 U	1.0 U	1.0 U
Bromomethane	µg/L	1.0 U	1.0 U	1.0 U	1.0 U
Carbon disulfide	µg/L	1.0 U	1.0 U	1.0 U	1.0 U
Carbon tetrachloride	µg/L	1.0 U	1.0 U	1.0 U	1.0 U
Chlorobenzene	µg/L	1.0 U	1.0 U	1.0 U	1.0 U
Chloroethane	µg/L	1.0 U	1.0 U	1.0 U	1.0 U
Chloroform	µg/L	1.0 U	1.0 U	1.0 U	1.0 U
Chloromethane	µg/L	1.0 U	1.0 U	1.0 U	1.0 U
Dibromochloromethane	µg/L	1.0 U	1.0 U	1.0 U	1.0 U
Ethylbenzene	µg/L	1.0 U	1.0 U	1.0 U	1.0 U
Methylene chloride	µg/L	2.0 U	2.0 U	2.0 U	2.0 U
Styrene	µg/L	1.0 U	1.0 U	1.0 U	1.0 U
Tetrachloroethene	µg/L	1.0 U	1.0 U	1.0 U	1.0 U
Toluene	µg/L	1.0 U	1.0 U	1.0 U	1.0 U
Trichloroethene	µg/L	1.0 U	1.0 U	1.0 U	1.0 U
Vinyl chloride	µg/L	1.0 U	1.0 U	1.0 U	1.0 U
cis-1,3-Dichloropropene	µg/L	1.0 U	1.0 U	1.0 U	1.0 U
Xylenes (total)	µg/L	2.0 U	2.0 U	2.0 U	2.0 U
trans-1,3-Dichloropropene	µg/L	1.0 U	1.0 U	1.0 U	1.0 U

Qualifier Definitions:

U = Indicates that the compound was analyzed for but not detected at or above the reporting limit.

J = Estimated result. Result less than Reporting Limit.

B= Method blank contamination. The associated method blank contains the target analyte at a reportable level.

E = Estimated result. Result concentration exceeds calibration range.

PG = The percent difference between the original and confirmation sample analyses is greater than 40%.

Bold = detected compounds

Table 3-6 FWGWMP July 2005 VOCs Analytical results

Station ID		BKGmw-020	BKGmw-021	LL1mw-078	LL1mw-080
Sample ID		FWGBKGmw-020C-0059-GW	FWGBKGmw-021C-0060-GW	FWGLL!mw-078C-0061-GW	FWGLL1mw-080C-0062-GW
Date Collected		7/13/2005	7/13/2005	7/11/2005	7/11/2005
Sample Type		Grab	Grab	Grab	Grab
Analyte	Units				
1,1,1-Trichloroethane	µg/L	1.0 U	1.0 U	1.0 U	1.0 U
1,1,2,2-Tetrachloroethane	µg/L	1.0 U	1.0 U	1.0 U	1.0 U
1,1,2-Trichloroethane	µg/L	1.0 U	1.0 U	1.0 U	1.0 U
1,1-Dichloroethane	µg/L	1.0 U	1.0 U	1.0 U	1.0 U
1,1-Dichloroethene (total)	µg/L	1.0 U	1.0 U	1.0 U	1.0 U
1,2-Dichloroethane	µg/L	1.0 U	1.0 U	1.0 U	1.0 U
1,2-Dichloropropane	µg/L	1.0 U	1.0 U	1.0 U	1.0 U
2-Butanone	µg/L	10 U	10 U	10 U	10 U
2-Hexanone	µg/L	10 U	10 U	10 U	10 U
4-Methyl-2-pentanone	µg/L	10 U	10 U	10 U	10 U
Acetone	µg/L	10 U	10 U	10 U	10 U
Benzene	µg/L	1.0 U	1.0 U	1.0 U	1.0 U
Bromochloromethane	µg/L	1.0 U	1.0 U	1.0 U	1.0 U
Bromodichloromethane	µg/L	1.0 U	1.0 U	1.0 U	1.0 U
Bromoform	µg/L	1.0 U	1.0 U	1.0 U	1.0 U
Bromomethane	µg/L	1.0 U	1.0 U	1.0 U	1.0 U
Carbon disulfide	µg/L	1.0 U	1.0 U	1.0 U	1.0 U
Carbon tetrachloride	µg/L	1.0 U	1.0 U	1.0 U	1.0 U
Chlorobenzene	µg/L	1.0 U	1.0 U	1.0 U	1.0 U
Chloroethane	µg/L	1.0 U	1.0 U	1.0 U	1.0 U
Chloroform	µg/L	1.0 U	1.0 U	1.0 U	1.0 U
Chloromethane	µg/L	1.0 U	1.0 U	1.0 U	1.0 U
Dibromochloromethane	µg/L	1.0 U	1.0 U	1.0 U	1.0 U
Ethylbenzene	µg/L	1.0 U	1.0 U	1.0 U	1.0 U
Methylene chloride	µg/L	2.0 U	2.0 U	2.0 U	2.0 U
Styrene	µg/L	1.0 U	1.0 U	1.0 U	1.0 U
Tetrachloroethene	µg/L	1.0 U	1.0 U	1.0 U	1.0 U
Toluene	µg/L	1.0 U	1.0 U	1.0 U	1.0 U
Trichloroethene	µg/L	1.0 U	1.0 U	1.0 U	1.0 U
Vinyl chloride	µg/L	1.0 U	1.0 U	1.0 U	1.0 U
cis-1,3-Dichloropropene	µg/L	1.0 U	1.0 U	1.0 U	1.0 U
Xylenes (total)	µg/L	2.0 U	2.0 U	2.0 U	2.0 U
trans-1,3-Dichloropropene	µg/L	1.0 U	1.0 U	1.0 U	1.0 U

Qualifier Definitions:

U = Indicates that the compound was analyzed for but not detected at or above the reporting limit.

J = Estimated result. Result less than Reporting Limit.

B= Method blank contamination. The associated method blank contains the target analyte at a reportable level.

E = Estimated result. Result concentration exceeds calibration range.

PG = The percent difference between the original and confirmation sample analyses is greater than 40%.

Bold = detected compounds

Table 3-6 FWGWMP July 2005 VOCs Analytical results

Station ID		LL1mw-083	LL2mw-059	LL2mw-262	LL2mw-263
Sample ID		FWGLL1mw-083C-0063-GW	FWGLL2mw-059C-0064-GW	FWGLL2mw-262C-0065-GW	FWGLL2mw-263C-0066-GW
Date Collected		7/11/2005	7/12/2005	7/11/2005	7/15/2005
Sample Type		Grab	Grab	Grab	Grab
Analyte	Units				
1,1,1-Trichloroethane	µg/L	1.0 U	1.0 U	1.0 U	1.0 U
1,1,2,2-Tetrachloroethane	µg/L	1.0 U	1.0 U	1.0 U	1.0 U
1,1,2-Trichloroethane	µg/L	1.0 U	1.0 U	1.0 U	1.0 U
1,1-Dichloroethane	µg/L	1.0 U	1.0 U	1.0 U	1.0 U
1,1-Dichloroethene (total)	µg/L	1.0 U	1.0 U	1.0 U	1.0 U
1,2-Dichloroethane	µg/L	1.0 U	1.0 U	1.0 U	1.0 U
1,2-Dichloropropane	µg/L	1.0 U	1.0 U	1.0 U	1.0 U
2-Butanone	µg/L	10 U	10 U	10 U	10 U
2-Hexanone	µg/L	10 U	10 U	10 U	10 U
4-Methyl-2-pentanone	µg/L	10 U	10 U	10 U	10 U
Acetone	µg/L	10 U	10 U	10 U	10 U
Benzene	µg/L	1.0 U	1.0 U	1.0 U	1.0 U
Bromochloromethane	µg/L	1.0 U	1.0 U	1.0 U	1.0 U
Bromodichloromethane	µg/L	1.0 U	1.0 U	1.0 U	1.0 U
Bromoform	µg/L	1.0 U	1.0 U	1.0 U	1.0 U
Bromomethane	µg/L	1.0 U	1.0 U	1.0 U	1.0 U
Carbon disulfide	µg/L	1.0 U	1.0 U	1.0 U	1.0 U
Carbon tetrachloride	µg/L	1.0 U	1.0 U	1.0 U	1.0 U
Chlorobenzene	µg/L	1.0 U	1.0 U	1.0 U	1.0 U
Chloroethane	µg/L	1.0 U	1.0 U	1.0 U	1.0 U
Chloroform	µg/L	1.0 U	1.0 U	1.0 U	1.0 U
Chloromethane	µg/L	1.0 U	1.0 U	1.0 U	1.0 U
Dibromochloromethane	µg/L	1.0 U	1.0 U	1.0 U	1.0 U
Ethylbenzene	µg/L	1.0 U	1.0 U	1.0 U	1.0 U
Methylene chloride	µg/L	2.0 U	2.0 U	2.0 U	2.0 U
Styrene	µg/L	1.0 U	1.0 U	1.0 U	1.0 U
Tetrachloroethene	µg/L	1.0 U	1.0 U	1.0 U	1.0 U
Toluene	µg/L	1.0 U	1.0 U	1.0 U	1.0 U
Trichloroethene	µg/L	1.0 U	1.0 U	1.0 U	1.0 U
Vinyl chloride	µg/L	1.0 U	1.0 U	1.0 U	1.0 U
cis-1,3-Dichloropropene	µg/L	1.0 U	1.0 U	1.0 U	1.0 U
Xylenes (total)	µg/L	2.0 U	2.0 U	2.0 U	2.0 U
trans-1,3-Dichloropropene	µg/L	1.0 U	1.0 U	1.0 U	1.0 U

Qualifier Definitions:

U = Indicates that the compound was analyzed for but not detected at or above the reporting limit.

J = Estimated result. Result less than Reporting Limit.

B= Method blank contamination. The associated method blank contains the target analyte at a reportable level.

E = Estimated result. Result concentration exceeds calibration range.

PG = The percent difference between the original and confirmation sample analyses is greater than 40%.

Bold = detected compounds

Table 3-6 FWGWMP July 2005 VOCs Analytical results

Station ID		LL3mw-238	LL3mw-242	LL4mw-198	LL4mw-199
Sample ID		FWGLL3mw-238C-0067-GW	FWGLL3mw-242C-0068-GW	FWGLL4mw-198C-0069-GW	FWGLL4mw-199C-0070-GW
Date Collected		7/14/2005	7/14/2005	7/13/2005	7/13/2005
Sample Type		Grab	Grab	Grab	Grab
Analyte	Units				
1,1,1-Trichloroethane	µg/L	1.0 U	1.0 U	1.0 U	1.0 U
1,1,2,2-Tetrachloroethane	µg/L	1.0 U	1.0 U	1.0 U	1.0 U
1,1,2-Trichloroethane	µg/L	1.0 U	1.0 U	1.0 U	1.0 U
1,1-Dichloroethane	µg/L	1.0 U	1.0 U	1.0 U	1.0 U
1,1-Dichloroethene (total)	µg/L	1.0 U	1.0 U	1.0 U	1.0 U
1,2-Dichloroethane	µg/L	1.0 U	1.0 U	1.0 U	1.0 U
1,2-Dichloropropane	µg/L	1.0 U	1.0 U	1.0 U	1.0 U
2-Butanone	µg/L	10 U	10 U	10 U	10 U
2-Hexanone	µg/L	10 U	10 U	10 U	10 U
4-Methyl-2-pentanone	µg/L	10 U	10 U	10 U	10 U
Acetone	µg/L	10 U	10 U	10 U	10 U
Benzene	µg/L	1.0 U	1.0 U	1.0 U	1.0 U
Bromochloromethane	µg/L	1.0 U	1.0 U	1.0 U	1.0 U
Bromodichloromethane	µg/L	1.0 U	1.0 U	1.0 U	1.0 U
Bromoform	µg/L	1.0 U	1.0 U	1.0 U	1.0 U
Bromomethane	µg/L	1.0 U	1.0 U	1.0 U	1.0 U
Carbon disulfide	µg/L	1.0 U	1.0 U	1.0 U	1.0 U
Carbon tetrachloride	µg/L	1.0 U	1.0 U	1.0 U	1.0 U
Chlorobenzene	µg/L	1.0 U	1.0 U	1.0 U	1.0 U
Chloroethane	µg/L	1.0 U	1.0 U	1.0 U	1.0 U
Chloroform	µg/L	1.0 U	1.0 U	1.0 U	1.0 U
Chloromethane	µg/L	1.0 U	1.0 U	1.0 U	1.0 U
Dibromochloromethane	µg/L	1.0 U	1.0 U	1.0 U	1.0 U
Ethylbenzene	µg/L	1.0 U	1.0 U	1.0 U	1.0 U
Methylene chloride	µg/L	2.0 U	2.0 U	2.0 U	2.0 U
Styrene	µg/L	1.0 U	1.0 U	1.0 U	1.0 U
Tetrachloroethene	µg/L	1.0 U	1.0 U	1.0 U	1.0 U
Toluene	µg/L	1.0 U	1.0 U	1.0 U	1.0 U
Trichloroethene	µg/L	1.0 U	1.0 U	1.0 U	1.0 U
Vinyl chloride	µg/L	1.0 U	1.0 U	1.0 U	1.0 U
cis-1,3-Dichloropropene	µg/L	1.0 U	1.0 U	1.0 U	1.0 U
Xylenes (total)	µg/L	2.0 U	2.0 U	2.0 U	2.0 U
trans-1,3-Dichloropropene	µg/L	1.0 U	1.0 U	1.0 U	1.0 U

Qualifier Definitions:

U = Indicates that the compound was analyzed for but not detected at or above the reporting limit.

J = Estimated result. Result less than Reporting Limit.

B= Method blank contamination. The associated method blank contains the target analyte at a reportable level.

E = Estimated result. Result concentration exceeds calibration range.

PG = The percent difference between the original and confirmation sample analyses is greater than 40%.

Bold = detected compounds

Table 3-6 FWGWMP July 2005 VOCs Analytical results

Station ID		LL11mw-002	LL11mw-007	LL12mw-153	LL12mw-182
Sample ID		FWGLL11mw-002C-0071-GW	FWGLL11mw-007C-0072-GW	FWGLL12mw-153C-0073-GW	FWGLL12mw-182C-0074-GW
Date Collected		7/13/2005	7/13/2005	7/14/2005	7/14/2005
Sample Type		Grab	Grab	Grab	Grab
Analyte	Units				
1,1,1-Trichloroethane	µg/L	1.0 U	1.0 U	1.0 U	1.0 U
1,1,2,2-Tetrachloroethane	µg/L	1.0 U	1.0 U	1.0 U	1.0 U
1,1,2-Trichloroethane	µg/L	1.0 U	1.0 U	1.0 U	1.0 U
1,1-Dichloroethane	µg/L	1.0 U	1.0 U	1.0 U	1.0 U
1,1-Dichloroethene (total)	µg/L	1.0 U	1.0 U	1.0 U	1.0 U
1,2-Dichloroethane	µg/L	1.0 U	1.0 U	1.0 U	1.0 U
1,2-Dichloropropane	µg/L	1.0 U	1.0 U	1.0 U	1.0 U
2-Butanone	µg/L	10 U	10 U	10 U	10 U
2-Hexanone	µg/L	10 U	10 U	10 U	10 U
4-Methyl-2-pentanone	µg/L	10 U	10 U	10 U	10 U
Acetone	µg/L	10 U	10 U	10 U	10 U
Benzene	µg/L	1.0 U	1.0 U	1.0 U	1.0 U
Bromochloromethane	µg/L	1.0 U	1.0 U	1.0 U	1.0 U
Bromodichloromethane	µg/L	1.0 U	1.0 U	1.0 U	1.0 U
Bromoform	µg/L	1.0 U	1.0 U	1.0 U	1.0 U
Bromomethane	µg/L	1.0 U	1.0 U	1.0 U	1.0 U
Carbon disulfide	µg/L	1.0 U	1.0 U	1.0 U	1.0 U
Carbon tetrachloride	µg/L	1.0 U	1.0 U	1.0 U	1.0 U
Chlorobenzene	µg/L	1.0 U	1.0 U	1.0 U	1.0 U
Chloroethane	µg/L	1.0 U	1.0 U	1.0 U	1.0 U
Chloroform	µg/L	1.0 U	1.0 U	1.0 U	1.0 U
Chloromethane	µg/L	1.0 U	1.0 U	1.0 U	1.0 U
Dibromochloromethane	µg/L	1.0 U	1.0 U	1.0 U	1.0 U
Ethylbenzene	µg/L	1.0 U	1.0 U	1.0 U	1.0 U
Methylene chloride	µg/L	2.0 U	2.0 U	2.0 U	2.0 U
Styrene	µg/L	1.0 U	1.0 U	1.0 U	1.0 U
Tetrachloroethene	µg/L	1.0 U	1.0 U	1.0 U	1.0 U
Toluene	µg/L	1.0 U	1.0 U	1.0 U	1.0 U
Trichloroethene	µg/L	1.0 U	1.0 U	1.0 U	1.0 U
Vinyl chloride	µg/L	1.0 U	1.0 U	1.0 U	1.0 U
cis-1,3-Dichloropropene	µg/L	1.0 U	1.0 U	1.0 U	1.0 U
Xylenes (total)	µg/L	2.0 U	2.0 U	2.0 U	2.0 U
trans-1,3-Dichloropropene	µg/L	1.0 U	1.0 U	1.0 U	1.0 U

Qualifier Definitions:

U = Indicates that the compound was analyzed for but not detected at or above the reporting limit.

J = Estimated result. Result less than Reporting Limit.

B= Method blank contamination. The associated method blank contains the target analyte at a reportable level.

E = Estimated result. Result concentration exceeds calibration range.

PG = The percent difference between the original and confirmation sample analyses is greater than 40%.

Bold = detected compounds

Table 3-6 FWGWMP July 2005 VOCs Analytical results

Station ID		LL12mw-183	LL12mw-186	CBPmw-005	CBPmw-007
Sample ID		FWGLL12mw-183C-0075-GW	FWGLL12mw-186C-0076-GW	FWGCBPmw-005C-0077-GW	FWGCBPmw-007C-0078-GW
Date Collected		7/14/2005	7/13/2005	7/14/2005	7/14/2005
Sample Type		Grab	Grab	Grab	Grab
Analyte	Units				
1,1,1-Trichloroethane	µg/L	1.0 U	1.0 U	1.0 U	1.0 U
1,1,2,2-Tetrachloroethane	µg/L	1.0 U	1.0 U	1.0 U	1.0 U
1,1,2-Trichloroethane	µg/L	1.0 U	1.0 U	1.0 U	1.0 U
1,1-Dichloroethane	µg/L	1.0 U	1.0 U	1.0 U	1.0 U
1,1-Dichloroethene (total)	µg/L	1.0 U	1.0 U	1.0 U	1.0 U
1,2-Dichloroethane	µg/L	1.0 U	1.0 U	1.0 U	1.0 U
1,2-Dichloropropane	µg/L	1.0 U	1.0 U	1.0 U	1.0 U
2-Butanone	µg/L	10 U	10 U	10 U	10 U
2-Hexanone	µg/L	10 U	10 U	10 U	10 U
4-Methyl-2-pentanone	µg/L	10 U	10 U	10 U	10 U
Acetone	µg/L	10 U	10 U	10 U	10 U
Benzene	µg/L	1.0 U	1.0 U	1.0 U	1.0 U
Bromochloromethane	µg/L	1.0 U	1.0 U	1.0 U	1.0 U
Bromodichloromethane	µg/L	1.0 U	1.0 U	1.0 U	1.0 U
Bromoform	µg/L	1.0 U	1.0 U	1.0 U	1.0 U
Bromomethane	µg/L	1.0 U	1.0 U	1.0 U	1.0 U
Carbon disulfide	µg/L	1.0 U	1.0 U	1.0 U	1.0 U
Carbon tetrachloride	µg/L	1.0 U	1.0 U	1.0 U	1.0 U
Chlorobenzene	µg/L	1.0 U	1.0 U	1.0 U	1.0 U
Chloroethane	µg/L	1.0 U	1.0 U	1.0 U	1.0 U
Chloroform	µg/L	1.0 U	1.0 U	1.0 U	1.0 U
Chloromethane	µg/L	1.0 U	1.0 U	1.0 U	1.0 U
Dibromochloromethane	µg/L	1.0 U	1.0 U	1.0 U	1.0 U
Ethylbenzene	µg/L	1.0 U	1.0 U	1.0 U	1.0 U
Methylene chloride	µg/L	2.0 U	2.0 U	2.0 U	2.0 U
Styrene	µg/L	1.0 U	1.0 U	1.0 U	1.0 U
Tetrachloroethene	µg/L	1.0 U	1.0 U	1.0 U	1.0 U
Toluene	µg/L	1.0 U	1.0 U	1.0 U	1.0 U
Trichloroethene	µg/L	1.0 U	1.0 U	1.0 U	1.0 U
Vinyl chloride	µg/L	1.0 U	1.0 U	1.0 U	1.0 U
cis-1,3-Dichloropropene	µg/L	1.0 U	1.0 U	1.0 U	1.0 U
Xylenes (total)	µg/L	2.0 U	2.0 U	2.0 U	2.0 U
trans-1,3-Dichloropropene	µg/L	1.0 U	1.0 U	1.0 U	1.0 U

Qualifier Definitions:

U = Indicates that the compound was analyzed for but not detected at or above the reporting limit.

J = Estimated result. Result less than Reporting Limit.

B= Method blank contamination. The associated method blank contains the target analyte at a reportable level.

E = Estimated result. Result concentration exceeds calibration range.

PG = The percent difference between the original and confirmation sample analyses is greater than 40%.

Bold = detected compounds

Table 3-6 FWGWMP July 2005 VOCs Analytical results

Station ID		DA2mw-107	WBGmw-006	WBGmw-007	WBGmw-009
Sample ID		FWGDA2mw-107C-0079-GW	FWGWBGmw-006C-0080-GW	FWGWBGmw-007C-0081-GW	FWGWBGmw-009C-0082-GW
Date Collected		7/15/2005	7/14/2005	7/15/2005	7/15/2005
Sample Type		Grab	Grab	Grab	Grab
Analyte	Units				
1,1,1-Trichloroethane	µg/L	1.0 U	1.0 U	1.0 U	1.0 U
1,1,2,2-Tetrachloroethane	µg/L	1.0 U	1.0 U	1.0 U	1.0 U
1,1,2-Trichloroethane	µg/L	1.0 U	1.0 U	1.0 U	1.0 U
1,1-Dichloroethane	µg/L	1.0 U	1.0 U	1.0 U	1.0 U
1,1-Dichloroethene (total)	µg/L	1.0 U	1.0 U	1.0 U	1.0 U
1,2-Dichloroethane	µg/L	1.0 U	1.0 U	1.0 U	1.0 U
1,2-Dichloropropane	µg/L	1.0 U	1.0 U	1.0 U	1.0 U
2-Butanone	µg/L	10 U	10 U	10 U	10 U
2-Hexanone	µg/L	10 U	10 U	10 U	10 U
4-Methyl-2-pentanone	µg/L	10 U	10 U	10 U	10 U
Acetone	µg/L	10 U	10 U	10 U	10 U
Benzene	µg/L	1.0 U	1.0 U	1.0 U	1.0 U
Bromochloromethane	µg/L	1.0 U	1.0 U	1.0 U	1.0 U
Bromodichloromethane	µg/L	1.0 U	1.0 U	1.0 U	1.0 U
Bromoform	µg/L	1.0 U	1.0 U	1.0 U	1.0 U
Bromomethane	µg/L	1.0 U	1.0 U	1.0 U	1.0 U
Carbon disulfide	µg/L	1.0 U	1.0 U	1.0 U	1.0 U
Carbon tetrachloride	µg/L	1.0 U	1.0 U	1.0 U	1.0 U
Chlorobenzene	µg/L	1.0 U	1.0 U	1.0 U	1.0 U
Chloroethane	µg/L	1.0 U	1.0 U	1.0 U	1.0 U
Chloroform	µg/L	1.0 U	1.0 U	1.0 U	1.0 U
Chloromethane	µg/L	1.0 U	1.0 U	1.0 U	1.0 U
Dibromochloromethane	µg/L	1.0 U	1.0 U	1.0 U	1.0 U
Ethylbenzene	µg/L	1.0 U	1.0 U	1.0 U	1.0 U
Methylene chloride	µg/L	2.0 U	2.0 U	2.0 U	2.0 U
Styrene	µg/L	1.0 U	1.0 U	1.0 U	1.0 U
Tetrachloroethene	µg/L	1.0 U	1.0 U	1.0 U	1.0 U
Toluene	µg/L	1.0 U	1.0 U	1.0 U	1.0 U
Trichloroethene	µg/L	1.0 U	1.0 U	1.0 U	1.0 U
Vinyl chloride	µg/L	1.0 U	1.0 U	1.0 U	1.0 U
cis-1,3-Dichloropropene	µg/L	1.0 U	1.0 U	1.0 U	1.0 U
Xylenes (total)	µg/L	2.0 U	2.0 U	2.0 U	2.0 U
trans-1,3-Dichloropropene	µg/L	1.0 U	1.0 U	1.0 U	1.0 U

Qualifier Definitions:

U = Indicates that the compound was analyzed for but not detected at or above the reporting limit.

J = Estimated result. Result less than Reporting Limit.

B= Method blank contamination. The associated method blank contains the target analyte at a reportable level.

E = Estimated result. Result concentration exceeds calibration range.

PG = The percent difference between the original and confirmation sample analyses is greater than 40%.

Bold = detected compounds

Table 3-7 FWGWMP July 2005 SVOCs Analytical Results

Station ID		BKGmw-004	BKGmw-005	BKGmw-006	BKGmw-008	BKGmw-010	BKGmw-012
Sample ID		FWGBKGmw-004C-0047-GW	FWGBKGmw-005C-0048-GW	FWGBKGmw-006C-0049-GW	FWGBKGmw-008C-0050-GW	FWGBKGmw-010C-0051-GW	FWGBKGmw-012C-0052-GW
Date Collected		7/13/2005	7/12/2005	7/12/2005	7/13/2005	7/14/2005	7/14/2005
Sample Type		Grab	Grab	Grab	Grab	Grab	Grab
Analyte	Units						
1,2,4-Trichlorobenzene	µg/L	1.0 U	1.0 U	1.0 U	1.0 U	1.0 U	1.0 U
1,2-Dichlorobenzene	µg/L	1.0 U	1.0 U	1.0 U	1.0 U	1.0 U	1.0 U
1,3-Dichlorobenzene	µg/L	1.0 U	1.0 U	1.0 U	1.0 U	1.0 U	1.0 U
1,4-Dichlorobenzene	µg/L	1.0 U	1.0 U	1.0 U	1.0 U	1.0 U	1.0 U
2,2-Oxybis(1-Chloropropane)	µg/L	1.0 U	1.0 U	1.0 U	1.0 U	1.0 U	1.0 U
2,4,5-Trichlorophenol	µg/L	5.0 U	5.0 U	5.0 U	5.0 U	**5.0 R**	5.0 U
2,4,6-Trichlorophenol	µg/L	5.0 U	5.0 U	5.0 U	5.0 U	**5.0 R**	5.0 U
2,4-Diclorophenol	µg/L	2.0 U	2.0 U	2.0 U	2.0 U	**2.0 R**	2.0 U
2,4-Dimethylphenol	µg/L	2.0 U	2.0 U	2.0 U	2.0 U	**2.0 R**	2.0 U
2,4-Dinitrophenol	µg/L	5.0 U	5.0 U	5.0 U	5.0 U	**5.0 R**	5.0 U
2,4-Dinitrotoluene	µg/L	5.0 U	5.0 U	5.0 U	5.0 U	5.0 U	5.0 U
2,6-Dinitrotoluene	µg/L	5.0 U	5.0 U	5.0 U	5.0 U	5.0 U	5.0 U
2-Chloronaphthalene	µg/L	1.0 U	1.0 U	1.0 U	1.0 U	1.0 U	1.0 U
2-Chlorophenol	µg/L	1.0 U	1.0 U	1.0 U	1.0 U	**1.0 R**	1.0 U
2-Methylnaphthalene	µg/L	0.2 U	0.2 U	0.2 U	0.2 U	0.2 U	0.2 U
2-Nitroaniline	µg/L	2.0 U	2.0 U	2.0 U	2.0 U	2.0 U	2.0 U
2-Nitrophenol	µg/L	2.0 U	2.0 U	2.0 U	2.0 U	**2.0 R**	2.0 U
2-Methylphenol	µg/L	1.0 U	1.0 U	1.0 U	1.0 U	**1.0 R**	1.0 U
3-3'-Dichlorobenzidine	µg/L	5.0 U	5.0 U	5.0 U	5.0 U	5.0 U	5.0 U
3-Nitroaniline	µg/L	2.0 U	2.0 U	2.0 U	2.0 U	2.0 U	2.0 U
4,6-dinitro-2-methyl phenol	µg/L	5.0 U	5.0 U	5.0 U	5.0 U	**5.0 R**	5.0 U
4-Bromophenyl phenyl ether	µg/L	2.0 U	2.0 U	2.0 U	2.0 U	2.0 U	2.0 U
4-Chloroaniline	µg/L	2.0 U	2.0 U	2.0 U	2.0 U	2.0 U	2.0 U
4-Chlorophenyl phenyl ether	µg/L	2.0 U	2.0 U	2.0 U	2.0 U	2.0 U	2.0 U
4-Nitroaniline	µg/L	2.0 U	2.0 U	2.0 U	2.0 U	2.0 U	2.0 U
4-Nitrophenol	µg/L	5.0 U	5.0 U	5.0 U	5.0 U	**5.0 R**	5.0 U
4-chloro-3-methylphenol	µg/L	2.0 U	2.0 U	2.0 U	2.0 U	**2.0 R**	2.0 U
Acenaphthene	µg/L	0.2 U	0.2 U	0.2 U	0.2 U	0.2 U	0.2 U
Acenaphthylene	µg/L	0.2 U	0.2 U	0.2 U	0.2 U	0.2 U	0.2 U
Anthracene	µg/L	0.2 U	0.2 U	0.2 U	0.2 U	0.2 U	0.2 U
Benz(a)anthracene	µg/L	0.2 U	0.2 U	0.2 U	0.2 U	0.2 U	0.2 U
Benzo(a)pyrene	µg/L	0.2 U	0.2 U	0.2 U	0.2 U	0.2 U	0.2 U

Table 3-7 FWGWMP July 2005 SVOCs Analytical Results

Station ID		BKGmw-004	BKGmw-005	BKGmw-006	BKGmw-008	BKGmw-010	BKGmw-012
Sample ID		FWGBKGmw-004C-0047-GW	FWGBKGmw-005C-0048-GW	FWGBKGmw-006C-0049-GW	FWGBKGmw-008C-0050-GW	FWGBKGmw-010C-0051-GW	FWGBKGmw-012C-0052-GW
Date Collected		7/13/2005	7/12/2005	7/12/2005	7/13/2005	7/14/2005	7/14/2005
Sample Type		Grab	Grab	Grab	Grab	Grab	Grab
Analyte	Units						
Benzo(b)fluoranthene	µg/L	0.2 U	0.2 U	0.2 U	0.2 U	0.2 U	0.2 U
Benzo(g,h,i)perylene	µg/L	0.2 U	0.2 U	0.2 U	0.2 U	0.2 U	0.2 U
Benzo(k)fluoranthene	µg/L	0.2 U	0.2 U	0.2 U	0.2 U	0.2 U	0.2 U
Benzyl Butyl Phthalate	µg/L	1.0 U	1.0 U	1.0 U	1.0 U	1.0 U	1.0 U
Carbazole	µg/L	1.0 U	1.0 U	1.0 U	1.0 U	1.0 U	1.0 U
Chrysene	µg/L	0.2 U	0.2 U	0.2 U	0.2 U	0.2 U	0.2 U
Dibenz(a,h)Anthracene	µg/L	0.2 U	0.2 U	0.2 U	0.2 U	0.2 U	0.2 U
Dibenzofuran	µg/L	1.0 U	1.0 U	1.0 U	1.0 U	1.0 U	1.0 U
Diethyl Phthalate	µg/L	1.0 U	1.0 U	1.0 U	1.0 U	1.0 U	**0.47 J, B**
Dimethyl Phthalate	µg/L	1.0 U	1.0 U	0.55 J	1.0 U	1.0 U	1.0 U
Fluoranthene	µg/L	0.2 U	0.2 U	0.2 U	0.2 U	0.2 U	0.2 U
Fluorene	µg/L	0.2 U	0.2 U	0.2 U	0.2 U	0.2 U	0.2 U
Hexachlorobenzene	µg/L	0.2 U	0.2 U	0.2 U	0.2 U	0.2 U	0.2 U
Hexachlorobutadiene	µg/L	1.0 U	1.0 U	1.0 U	1.0 U	1.0 U	1.0 U
Hexachlorocyclopentadiene	µg/L	10 U	10 U	10 U	10 U	10 U	10 U
Hexachloroethane	µg/L	1.0 U	1.0 U	1.0 U	1.0 U	1.0 U	1.0 U
Indeno(1,2,3-c,d)Pyrene	µg/L	0.2 U	0.2 U	0.2 U	0.2 U	0.2 U	0.2 U
Isophorone	µg/L	1.0 U	1.0 U	1.0 U	1.0 U	1.0 U	1.0 U
Naphthalene	µg/L	0.2 U	0.2 U	0.2 U	0.2 U	0.2 U	0.2 U
Nitrobenzene	µg/L	1.0 U	1.0 U	1.0 U	1.0 U	1.0 U	1.0 U
Pentachlorophenol	µg/L	5.0 U	5.0 U	5.0 U	5.0 U	**5.0 R**	5.0 U
Phenanthrene	µg/L	0.2 U	0.2 U	0.2 U	0.2 U	0.2 U	0.2 U
Phenol	µg/L	1.0 U	1.0 U	1.0 U	1.0 U	**1.0 R**	1.0 U
Pyrene	µg/L	0.2 U	0.2 U	0.2 U	0.2 U	0.2 U	0.2 U
bis(2-chloroethoxy) methane	µg/L	1.0 U	1.0 U	1.0 U	1.0 U	1.0 U	1.0 U
bis(2-chloroethyl) ether	µg/L	1.0 U	1.0 U	1.0 U	1.0 U	1.0 U	1.0 U
bis(2-ethylhexyl) phthalate	µg/L	**3.8 B**	**6.0 B**	**2.0 B**	**15 B**	**20 B**	**2.5 B / 16 B**
di-n-Butyl Phthalate	µg/L	1.0 U	**0.43 J**	**0.71 J**	1.0 U	**0.76 J**	1.0 U
di-n-Octyl Phthalate	µg/L	1.0 U	1.0 U	1.0 U	1.0 U	1.0 U	1.0 U
n-Nitrosodi-n-Propylamine	µg/L	1.0 U	1.0 U	1.0 U	1.0 U	1.0 U	1.0 U
n-Nitrosodiphenylamine	µg/L	1.0 U	1.0 U	1.0 U	1.0 U	1.0 U	1.0 U

Table 3-7 FWGWMP July 2005 SVOCs Analytical Results

Station ID		BKGmw-013	BKGmw-015	BKGmw-016	BKGmw-017	BKGmw-018	BKGmw-019
Sample ID		FWGBKGmw-013C-0053-GW	FWGBKGmw-015C-0054-GW	FWGBKGmw-016C-0055-GW	FWGBKGmw-017C-0056-GW	FWGBKGmw-018C-0057-GW	FWGBKGmw-019C-0058-GW
Date Collected		7/12/2005	7/12/2005	7/12/2005	7/12/2005	7/12/2005	7/12/2005
Sample Type		Grab	Grab	Grab	Grab	Grab	Grab
Analyte	Units						
1,2,4-Trichlorobenzene	µg/L	1.0 U	1.0 U	1.0 U	1.0 U	1.0 U	1.0 U
1,2-Dichlorobenzene	µg/L	1.0 U	1.0 U	1.0 U	1.0 U	1.0 U	1.0 U
1,3-Dichlorobenzene	µg/L	1.0 U	1.0 U	1.0 U	1.0 U	1.0 U	1.0 U
1,4-Dichlorobenzene	µg/L	1.0 U	1.0 U	1.0 U	1.0 U	1.0 U	1.0 U
2,2-Oxybis(1-Chloropropane)	µg/L	1.0 U	1.0 U	1.0 U	1.0 U	1.0 U	1.0 U
2,4,5-Trichlorophenol	µg/L	5.0 U	5.0 U	5.0 U	5.0 U	5.0 U	5.0 U
2,4,6-Trichlorophenol	µg/L	5.0 U	5.0 U	5.0 U	5.0 U	5.0 U	5.0 U
2,4-Diclorophenol	µg/L	2.0 U	2.0 U	2.0 U	2.0 U	2.0 U	2.0 U
2,4-Dimethylphenol	µg/L	2.0 U	2.0 U	2.0 U	2.0 U	2.0 U	2.0 U
2,4-Dinitrophenol	µg/L	5.0 U	5.0 U	5.0 U	5.0 U	5.0 U	5.0 U
2,4-Dinitrotoluene	µg/L	5.0 U	5.0 U	5.0 U	5.0 U	5.0 U	5.0 U
2,6-Dinitrotoluene	µg/L	5.0 U	5.0 U	5.0 U	5.0 U	5.0 U	5.0 U
2-Chloronaphthalene	µg/L	1.0 U	1.0 U	1.0 U	1.0 U	1.0 U	1.0 U
2-Chlorophenol	µg/L	1.0 U	1.0 U	1.0 U	1.0 U	1.0 U	1.0 U
2-Methylnaphthalene	µg/L	0.2 U	0.2 U	0.2 U	0.2 U	0.2 U	0.2 U
2-Nitroaniline	µg/L	2.0 U	2.0 U	2.0 U	2.0 U	2.0 U	2.0 U
2-Nitrophenol	µg/L	2.0 U	2.0 U	2.0 U	2.0 U	2.0 U	2.0 U
2-Methylphenol	µg/L	1.0 U	1.0 U	1.0 U	1.0 U	1.0 U	1.0 U
3-3'-Dichlorobenzidine	µg/L	5.0 U	5.0 U	5.0 U	5.0 U	5.0 U	5.0 U
3-Nitroaniline	µg/L	2.0 U	2.0 U	2.0 U	2.0 U	2.0 U	2.0 U
4,6-dinitro-2-methyl phenol	µg/L	5.0 U	5.0 U	5.0 U	5.0 U	5.0 U	5.0 U
4-Bromophenyl phenyl ether	µg/L	2.0 U	2.0 U	2.0 U	2.0 U	2.0 U	2.0 U
4-Chloroaniline	µg/L	2.0 U	2.0 U	2.0 U	2.0 U	2.0 U	2.0 U
4-Chlorophenyl phenyl ether	µg/L	2.0 U	2.0 U	2.0 U	2.0 U	2.0 U	2.0 U
4-Nitroaniline	µg/L	2.0 U	2.0 U	2.0 U	2.0 U	2.0 U	2.0 U
4-Nitrophenol	µg/L	5.0 U	5.0 U	5.0 U	5.0 U	5.0 U	5.0 U
4-chloro-3-methylphenol	µg/L	2.0 U	2.0 U	2.0 U	2.0 U	2.0 U	2.0 U
Acenaphthene	µg/L	0.2 U	0.2 U	0.2 U	0.2 U	0.2 U	0.2 U
Acenaphthylene	µg/L	0.2 U	0.2 U	0.2 U	0.2 U	0.2 U	0.2 U
Anthracene	µg/L	0.2 U	0.2 U	0.2 U	0.2 U	0.2 U	0.2 U
Benz(a)anthracene	µg/L	0.2 U	0.2 U	0.2 U	0.2 U	0.2 U	0.2 U
Benzo(a)pyrene	µg/L	0.2 U	0.2 U	0.2 U	0.2 U	0.2 U	0.2 U

Table 3-7 FWGWMP July 2005 SVOCs Analytical Results

Station ID		BKGmw-013	BKGmw-015	BKGmw-016	BKGmw-017	BKGmw-018	BKGmw-019
Sample ID		FWGBKGmw-013C-0053-GW	FWGBKGmw-015C-0054-GW	FWGBKGmw-016C-0055-GW	FWGBKGmw-017C-0056-GW	FWGBKGmw-018C-0057-GW	FWGBKGmw-019C-0058-GW
Date Collected		7/12/2005	7/12/2005	7/12/2005	7/12/2005	7/12/2005	7/12/2005
Sample Type		Grab	Grab	Grab	Grab	Grab	Grab
Analyte	Units						
Benzo(b)fluoranthene	µg/L	0.2 U	0.2 U	0.2 U	0.2 U	0.2 U	0.2 U
Benzo(g,h,i)perylene	µg/L	0.2 U	0.2 U	0.2 U	0.2 U	0.2 U	0.2 U
Benzo(k)fluoranthene	µg/L	0.2 U	0.2 U	0.2 U	0.2 U	0.2 U	0.2 U
Benzyl Butyl Phthalate	µg/L	**0.41 J,B**	**0.42 J,B**	**0.33 J,B**	1.0 U	1.0 U	**0.35 J,B**
Carbazole	µg/L	1.0 U	1.0 U	1.0 U	1.0 U	1.0 U	1.0 U
Chrysene	µg/L	0.2 U	0.2 U	0.2 U	0.2 U	0.2 U	0.2 U
Dibenz(a,h)Anthracene	µg/L	0.2 U	0.2 U	0.2 U	0.2 U	0.2 U	0.2 U
Dibenzofuran	µg/L	1.0 U	1.0 U	1.0 U	1.0 U	1.0 U	1.0 U
Diethyl Phthalate	µg/L	**0.64 J**	**0.78 J**	1.0 U	1.0 U	1.0 U	1.0 U
Dimethyl Phthalate	µg/L	1.0 U	1.0 U	1.0 U	1.0 U	1.0 U	1.0 U
Fluoranthene	µg/L	0.2 U	0.2 U	0.2 U	0.2 U	0.2 U	0.2 U
Fluorene	µg/L	0.2 U	0.2 U	0.2 U	0.2 U	0.2 U	0.2 U
Hexachlorobenzene	µg/L	0.2 U	0.2 U	0.2 U	0.2 U	0.2 U	0.2 U
Hexachlorobutadiene	µg/L	1.0 U	1.0 U	1.0 U	1.0 U	1.0 U	1.0 U
Hexachlorocyclopentadiene	µg/L	10 U	10 U	10 U	10 U	10 U	10 U
Hexachloroethane	µg/L	1.0 U	1.0 U	1.0 U	1.0 U	1.0 U	1.0 U
Indeno(1,2,3-c,d)Pyrene	µg/L	0.2 U	0.2 U	0.2 U	0.2 U	0.2 U	0.2 U
Isophorone	µg/L	1.0 U	1.0 U	1.0 U	1.0 U	1.0 U	1.0 U
Naphthalene	µg/L	0.2 U	0.2 U	0.2 U	0.2 U	0.2 U	0.2 U
Nitrobenzene	µg/L	1.0 U	1.0 U	1.0 U	1.0 U	1.0 U	1.0 U
Pentachlorophenol	µg/L	5.0 U	5.0 U	5.0 U	5.0 U	5.0 U	5.0 U
Phenanthrene	µg/L	0.2 U	0.2 U	0.2 U	0.2 U	0.2 U	0.2 U
Phenol	µg/L	1.0 U	1.0 U	1.0 U	1.0 U	1.0 U	1.0 U
Pyrene	µg/L	0.2 U	0.2 U	0.2 U	0.2 U	0.2 U	0.2 U
bis(2-chloroethoxy) methane	µg/L	1.0 U	1.0 U	1.0 U	1.0 U	1.0 U	1.0 U
bis(2-chloroethyl) ether	µg/L	1.0 U	1.0 U	1.0 U	1.0 U	1.0 U	1.0 U
bis(2-ethylhexyl) phthalate	µg/L	**3.3 B**	**2.7 B**	**2.7 B**	**2.5 B**	**1.6 B**	**8.3 B**
di-n-Butyl Phthalate	µg/L	**0.59 J**	**0.91 J**	1.0 U	1.0 U	1.0 U	1.0 U
di-n-Octyl Phthalate	µg/L	**0.77 J**	1.0 U	1.0 U	1.0 U	1.0 U	1.0 U
n-Nitrosodi-n-Propylamine	µg/L	1.0 U	1.0 U	1.0 U	1.0 U	1.0 U	1.0 U
n-Nitrosodiphenylamine	µg/L	1.0 U	1.0 U	1.0 U	1.0 U	1.0 U	1.0 U

Table 3-7 FWGWMP July 2005 SVOCs Analytical Results

Station ID		BKGmw-020	BKGmw-021	LL1mw-078	LL1mw-080	LL1mw-083	LL2mw-059
Sample ID		FWGBKGmw-020C-0059-GW	FWGBKGmw-021C-0060-GW	FWGLL!mw-078C-0061-GW	FWGLL1mw-080C-0062-GW	FWGLL1mw-083C-0063-GW	FWGLL2mw-059C-0064-GW
Date Collected		7/13/2005	7/13/2005	7/11/2005	7/11/2005	7/11/2005	7/12/2005
Sample Type		Grab	Grab	Grab	Grab	Grab	Grab
Analyte	Units						
1,2,4-Trichlorobenzene	µg/L	1.0 U	1.0 U	1.0 U	1.0 U	1.0 U	1.0 U
1,2-Dichlorobenzene	µg/L	1.0 U	1.0 U	1.0 U	1.0 U	1.0 U	1.0 U
1,3-Dichlorobenzene	µg/L	1.0 U	1.0 U	1.0 U	1.0 U	1.0 U	1.0 U
1,4-Dichlorobenzene	µg/L	1.0 U	1.0 U	1.0 U	1.0 U	1.0 U	1.0 U
2,2-Oxybis(1-Chloropropane)	µg/L	1.0 U	1.0 U	1.0 U	1.0 U	1.0 U	1.0 U
2,4,5-Trichlorophenol	µg/L	5.0 U	5.0 U	5.0 U	5.0 U	5.0 U	5.0 U
2,4,6-Trichlorophenol	µg/L	5.0 U	5.0 U	5.0 U	5.0 U	5.0 U	5.0 U
2,4-Diclorophenol	µg/L	2.0 U	2.0 U	2.0 U	2.0 U	2.0 U	2.0 U
2,4-Dimethylphenol	µg/L	2.0 U	2.0 U	2.0 U	2.0 U	2.0 U	2.0 U
2,4-Dinitrophenol	µg/L	5.0 U	5.0 U	5.0 U	5.0 U	5.0 U	5.0 U
2,4-Dinitrotoluene	µg/L	5.0 U	5.0 U	5.0 U	5.0 U	**2.2 J**	**0.63 J**
2,6-Dinitrotoluene	µg/L	5.0 U	5.0 U	5.0 U	5.0 U	5.0 U	5.0 U
2-Chloronaphthalene	µg/L	1.0 U	1.0 U	1.0 U	1.0 U	1.0 U	1.0 U
2-Chlorophenol	µg/L	1.0 U	1.0 U	1.0 U	1.0 U	1.0 U	1.0 U
2-Methylnaphthalene	µg/L	0.2 U	0.2 U	0.2 U	0.2 U	0.2 U	0.2 U
2-Nitroaniline	µg/L	2.0 U	2.0 U	2.0 U	2.0 U	2.0 U	2.0 U
2-Nitrophenol	µg/L	2.0 U	2.0 U	2.0 U	2.0 U	2.0 U	2.0 U
2-Methylphenol	µg/L	1.0 U	1.0 U	1.0 U	1.0 U	1.0 U	1.0 U
3-3'-Dichlorobenzidine	µg/L	5.0 U	5.0 U	5.0 U	5.0 U	5.0 U	5.0 U
3-Nitroaniline	µg/L	2.0 U	2.0 U	2.0 U	2.0 U	2.0 U	2.0 U
4,6-dinitro-2-methyl phenol	µg/L	5.0 U	5.0 U	5.0 U	5.0 U	5.0 U	5.0 U
4-Bromophenyl phenyl ether	µg/L	2.0 U	2.0 U	2.0 U	2.0 U	2.0 U	2.0 U
4-Chloroaniline	µg/L	2.0 U	2.0 U	2.0 U	2.0 U	2.0 U	2.0 U
4-Chlorophenyl phenyl ether	µg/L	2.0 U	2.0 U	2.0 U	2.0 U	2.0 U	2.0 U
4-Nitroaniline	µg/L	2.0 U	2.0 U	2.0 U	2.0 U	2.0 U	2.0 U
4-Nitrophenol	µg/L	5.0 U	5.0 U	5.0 U	5.0 U	5.0 U	5.0 U
4-chloro-3-methylphenol	µg/L	2.0 U	2.0 U	2.0 U	2.0 U	2.0 U	2.0 U
Acenaphthene	µg/L	0.2 U	0.2 U	0.2 U	0.2 U	0.2 U	0.2 U
Acenaphthylene	µg/L	0.2 U	0.2 U	0.2 U	0.2 U	0.2 U	0.2 U
Anthracene	µg/L	0.2 U	0.2 U	0.2 U	0.2 U	0.2 U	0.2 U
Benz(a)anthracene	µg/L	0.2 U	0.2 U	0.2 U	0.2 U	0.2 U	0.2 U
Benzo(a)pyrene	µg/L	0.2 U	0.2 U	0.2 U	0.2 U	0.2 U	0.2 U

Table 3-7 FWGWMP July 2005 SVOCs Analytical Results

Station ID		BKGmw-020	BKGmw-021	LL1mw-078	LL1mw-080	LL1mw-083	LL2mw-059
Sample ID		FWGBKGmw-020C-0059-GW	FWGBKGmw-021C-0060-GW	FWGLL!mw-078C-0061-GW	FWGLL1mw-080C-0062-GW	FWGLL1mw-083C-0063-GW	FWGLL2mw-059C-0064-GW
Date Collected		7/13/2005	7/13/2005	7/11/2005	7/11/2005	7/11/2005	7/12/2005
Sample Type		Grab	Grab	Grab	Grab	Grab	Grab
Analyte	Units						
Benzo(b)fluoranthene	µg/L	0.2 U	0.2 U	0.2 U	0.2 U	0.2 U	0.2 U
Benzo(g,h,i)perylene	µg/L	0.2 U	0.2 U	0.2 U	0.2 U	0.2 U	0.2 U
Benzo(k)fluoranthene	µg/L	0.2 U	0.2 U	0.2 U	0.2 U	0.2 U	0.2 U
Benzyl Butyl Phthalate	µg/L	1.0 U	1.0 U	**0.40 J,B**	**0.41 J,B**	**0.33 J,B**	**0.35 J,B**
Carbazole	µg/L	1.0 U	1.0 U	1.0 U	1.0 U	1.0 U	1.0 U
Chrysene	µg/L	0.2 U	0.2 U	0.2 U	0.2 U	0.2 U	0.2 U
Dibenz(a,h)Anthracene	µg/L	0.2 U	0.2 U	0.2 U	0.2 U	0.2 U	0.2 U
Dibenzofuran	µg/L	1.0 U	1.0 U	1.0 U	1.0 U	1.0 U	1.0 U
Diethyl Phthalate	µg/L	1.0 U	1.0 U	**0.46 J**	1.0 U	1.0 U	1.0 U
Dimethyl Phthalate	µg/L	1.0 U	1.0 U	1.0 U	1.0 U	1.0 U	1.0 U
Fluoranthene	µg/L	0.2 U	0.2 U	0.2 U	0.2 U	0.2 U	0.2 U
Fluorene	µg/L	0.2 U	0.2 U	0.2 U	0.2 U	0.2 U	0.2 U
Hexachlorobenzene	µg/L	0.2 U	0.2 U	0.2 U	0.2 U	0.2 U	0.2 U
Hexachlorobutadiene	µg/L	1.0 U	1.0 U	1.0 U	1.0 U	1.0 U	1.0 U
Hexachlorocyclopentadiene	µg/L	10 U	10 U	10 U	10 U	10 U	10 U
Hexachloroethane	µg/L	1.0 U	1.0 U	1.0 U	1.0 U	1.0 U	1.0 U
Indeno(1,2,3-c,d)Pyrene	µg/L	0.2 U	0.2 U	0.2 U	0.2 U	0.2 U	0.2 U
Isophorone	µg/L	1.0 U	1.0 U	1.0 U	1.0 U	1.0 U	1.0 U
Naphthalene	µg/L	0.2 U	0.2 U	0.2 U	0.2 U	0.2 U	0.2 U
Nitrobenzene	µg/L	1.0 U	1.0 U	1.0 U	1.0 U	1.0 U	1.0 U
Pentachlorophenol	µg/L	5.0 U	5.0 U	5.0 U	5.0 U	5.0 U	5.0 U
Phenanthrene	µg/L	0.2 U	0.2 U	0.2 U	0.2 U	0.2 U	0.2 U
Phenol	µg/L	1.0 U	1.0 U	1.0 U	1.0 U	1.0 U	1.0 U
Pyrene	µg/L	0.2 U	0.2 U	0.2 U	0.2 U	0.2 U	0.2 U
bis(2-chloroethoxy) methane	µg/L	1.0 U	1.0 U	1.0 U	1.0 U	1.0 U	1.0 U
bis(2-chloroethyl) ether	µg/L	1.0 U	1.0 U	1.0 U	1.0 U	1.0 U	1.0 U
bis(2-ethylhexyl) phthalate	µg/L	**6.4 B**	**4.2 B**	**2.7 B**	**4.6 B**	**3.3 B**	**4.0 B**
di-n-Butyl Phthalate	µg/L	1.0 U	1.0 U	**0.45 J,B**	**1.4 B**	**0.82 J,B**	1.0 U
di-n-Octyl Phthalate	µg/L	1.0 U	1.0 U	1.0 U	**0.81 J**	1.0 U	1.0 U
n-Nitrosodi-n-Propylamine	µg/L	1.0 U	1.0 U	1.0 U	1.0 U	1.0 U	1.0 U
n-Nitrosodiphenylamine	µg/L	1.0 U	1.0 U	1.0 U	1.0 U	1.0 U	1.0 U

Table 3-7 FWGWMP July 2005 SVOCs Analytical Results

Station ID		LL2mw-262	LL2mw-263	LL3mw-238	LL3mw-242	LL4mw-198	LL4mw-199
Sample ID		FWGLL2mw-262C-0065-GW	FWGLL2mw-263C-0066-GW	FWGLL3mw-238C-0067-GW	FWGLL3mw-242C-0068-GW	FWGLL4mw-198C-0069-GW	FWGLL4mw-199C-0070-GW
Date Collected		7/11/2005	7/15/2005	7/14/2005	7/14/2005	7/13/2005	7/13/2005
Sample Type		Grab	Grab	Grab	Grab	Grab	Grab
Analyte	Units						
1,2,4-Trichlorobenzene	µg/L	1.0 U	1.0 U	1.0 U	1.0 U	1.0 U	1.0 U
1,2-Dichlorobenzene	µg/L	1.0 U	1.0 U	1.0 U	1.0 U	1.0 U	1.0 U
1,3-Dichlorobenzene	µg/L	1.0 U	1.0 U	1.0 U	1.0 U	1.0 U	1.0 U
1,4-Dichlorobenzene	µg/L	1.0 U	1.0 U	1.0 U	1.0 U	1.0 U	1.0 U
2,2-Oxybis(1-Chloropropane)	µg/L	1.0 U	1.0 U	1.0 U	1.0 U	1.0 U	1.0 U
2,4,5-Trichlorophenol	µg/L	5.0 U	5.0 U	5.0 U	**5.0 R**	5.0 U	5.0 U
2,4,6-Trichlorophenol	µg/L	5.0 U	5.0 U	5.0 U	**5.0 R**	5.0 U	5.0 U
2,4-Diclorophenol	µg/L	2.0 U	2.0 U	2.0 U	**2.0 R**	2.0 U	2.0 U
2,4-Dimethylphenol	µg/L	2.0 U	**2.0 U**	2.0 U	**2.0 R**	2.0 U	2.0 U
2,4-Dinitrophenol	µg/L	5.0 U	5.0 U	5.0 U	**5.0 R**	5.0 U	5.0 U
2,4-Dinitrotoluene	µg/L	5.0 U	5.0 U	5.0 U	5.0 U	5.0 U	5.0 U
2,6-Dinitrotoluene	µg/L	5.0 U	5.0 U	5.0 U	5.0 U	5.0 U	5.0 U
2-Chloronaphthalene	µg/L	1.0 U	1.0 U	1.0 U	1.0 U	1.0 U	1.0 U
2-Chlorophenol	µg/L	1.0 U	1.0 U	1.0 U	**1.0 R**	1.0 U	1.0 U
2-Methylnaphthalene	µg/L	0.2 U	0.2 U	0.2 U	0.2 U	0.2 U	0.2 U
2-Nitroaniline	µg/L	2.0 U	2.0 U	2.0 U	2.0 U	2.0 U	2.0 U
2-Nitrophenol	µg/L	2.0 U	2.0 U	2.0 U	**2.0 R**	2.0 U	2.0 U
2-Methylphenol	µg/L	1.0 U	1.0 U	1.0 U	**1.0 R**	1.0 U	1.0 U
3-3'-Dichlorobenzidine	µg/L	5.0 U	5.0 U	5.0 U	5.0 U	5.0 U	5.0 U
3-Nitroaniline	µg/L	2.0 U	2.0 U	2.0 U	2.0 U	2.0 U	2.0 U
4,6-dinitro-2-methyl phenol	µg/L	5.0 U	5.0 U	5.0 U	**5.0 R**	5.0 U	5.0 U
4-Bromophenyl phenyl ether	µg/L	2.0 U	2.0 U	2.0 U	2.0 U	2.0 U	2.0 U
4-Chloroaniline	µg/L	2.0 U	2.0 U	2.0 U	2.0 U	2.0 U	2.0 U
4-Chlorophenyl phenyl ether	µg/L	2.0 U	2.0 U	2.0 U	2.0 U	2.0 U	2.0 U
4-Nitroaniline	µg/L	2.0 U	2.0 U	2.0 U	2.0 U	2.0 U	2.0 U
4-Nitrophenol	µg/L	5.0 U	5.0 U	5.0 U	**5.0 R**	5.0 U	5.0 U
4-chloro-3-methylphenol	µg/L	2.0 U	2.0 U	2.0 U	**2.0 R**	2.0 U	2.0 U
Acenaphthene	µg/L	0.2 U	0.2 U	0.2 U	0.2 U	0.2 U	0.2 U
Acenaphthylene	µg/L	0.2 U	0.2 U	0.2 U	0.2 U	0.2 U	0.2 U
Anthracene	µg/L	0.2 U	0.2 U	0.2 U	0.2 U	0.2 U	0.2 U
Benz(a)anthracene	µg/L	0.2 U	0.2 U	0.2 U	0.2 U	0.2 U	0.2 U
Benzo(a)pyrene	µg/L	0.2 U	0.2 U	0.2 U	0.2 U	0.2 U	0.2 U

Table 3-7 FWGWMP July 2005 SVOCs Analytical Results

Station ID		LL2mw-262	LL2mw-263	LL3mw-238	LL3mw-242	LL4mw-198	LL4mw-199
Sample ID		FWGLL2mw-262C-0065-GW	FWGLL2mw-263C-0066-GW	FWGLL3mw-238C-0067-GW	FWGLL3mw-242C-0068-GW	FWGLL4mw-198C-0069-GW	FWGLL4mw-199C-0070-GW
Date Collected		7/11/2005	7/15/2005	7/14/2005	7/14/2005	7/13/2005	7/13/2005
Sample Type		Grab	Grab	Grab	Grab	Grab	Grab
Analyte	Units						
Benzo(b)fluoranthene	µg/L	0.2 U	0.2 U	0.2 U	0.2 U	0.2 U	0.2 U
Benzo(g,h,i)perylene	µg/L	0.2 U	0.2 U	0.2 U	0.2 U	0.2 U	0.2 U
Benzo(k)fluoranthene	µg/L	0.2 U	0.2 U	0.2 U	0.2 U	0.2 U	0.2 U
Benzyl Butyl Phthalate	µg/L	1.0 U	1.0 U	1.0 U	1.0 U	1.0 U	1.0 U
Carbazole	µg/L	1.0 U	1.0 U	1.0 U	1.0 U	1.0 U	1.0 U
Chrysene	µg/L	0.2 U	0.2 U	0.2 U	0.2 U	0.2 U	0.2 U
Dibenz(a,h)Anthracene	µg/L	0.2 U	0.2 U	0.2 U	0.2 U	0.2 U	0.2 U
Dibenzofuran	µg/L	1.0 U	1.0 U	1.0 U	1.0 U	1.0 U	1.0 U
Diethyl Phthalate	µg/L	1.0 U	1.0 U	**0.54 J, B**	1.0 U	1.0 U	1.0 U
Dimethyl Phthalate	µg/L	1.0 U	1.0 U	1.0 U	1.0 U	1.0 U	1.0 U
Fluoranthene	µg/L	0.2 U	0.2 U	0.2 U	0.2 U	0.2 U	0.2 U
Fluorene	µg/L	0.2 U	0.2 U	0.2 U	0.2 U	0.2 U	0.2 U
Hexachlorobenzene	µg/L	0.2 U	0.2 U	0.2 U	0.2 U	0.2 U	0.2 U
Hexachlorobutadiene	µg/L	1.0 U	1.0 U	1.0 U	1.0 U	1.0 U	1.0 U
Hexachlorocyclopentadiene	µg/L	10 U	10 U	10 U	10 U	10 U	10 U
Hexachloroethane	µg/L	1.0 U	1.0 U	1.0 U	1.0 U	1.0 U	1.0 U
Indeno(1,2,3-c,d)Pyrene	µg/L	0.2 U	0.2 U	0.2 U	0.2 U	0.2 U	0.2 U
Isophorone	µg/L	1.0 U	1.0 U	1.0 U	1.0 U	1.0 U	1.0 U
Naphthalene	µg/L	0.2 U	0.2 U	0.2 U	0.2 U	0.2 U	0.2 U
Nitrobenzene	µg/L	1.0 U	1.0 U	1.0 U	1.0 U	1.0 U	1.0 U
Pentachlorophenol	µg/L	5.0 U	5.0 U	5.0 U	**5.0 R**	5.0 U	5.0 U
Phenanthrene	µg/L	0.2 U	0.2 U	0.2 U	0.2 U	0.2 U	0.2 U
Phenol	µg/L	1.0 U	1.0 U	1.0 U	**1.0 R**	1.0 U	1.0 U
Pyrene	µg/L	0.2 U	0.2 U	0.2 U	0.2 U	0.2 U	0.2 U
bis(2-chloroethoxy) methane	µg/L	1.0 U	1.0 U	1.0 U	1.0 U	1.0 U	1.0 U
bis(2-chloroethyl) ether	µg/L	1.0 U	1.0 U	1.0 U	1.0 U	1.0 U	1.0 U
bis(2-ethylhexyl) phthalate	µg/L	**1.8 B**	**4.5 B / 11 B**	**2.6 B / 2.2 B**	**3.8 B**	**4.8 B**	**2.8 B**
di-n-Butyl Phthalate	µg/L	**0.47 J**	1.0 U	1.0 U	1.0 U	1.0 U	1.0 U
di-n-Octyl Phthalate	µg/L	**0.74 J**	1.0 U	1.0 U	1.0 U	1.0 U	1.0 U
n-Nitrosodi-n-Propylamine	µg/L	1.0 U	1.0 U	1.0 U	1.0 U	1.0 U	1.0 U
n-Nitrosodiphenylamine	µg/L	1.0 U	1.0 U	1.0 U	1.0 U	1.0 U	1.0 U

Table 3-7 FWGWMP July 2005 SVOCs Analytical Results

Station ID		LL11mw-002	LL11mw-007	LL12mw-153	LL12mw-182	LL12mw-183	LL12mw-186
Sample ID		FWGLL11mw-002C-0071-GW	FWGLL11mw-007C-0072-GW	FWGLL12mw-153C-0073-GW	FWGLL12mw-182C-0074-GW	FWGLL12mw-183C-0075-GW	FWGLL12mw-186C-0076-GW
Date Collected		7/13/2005	7/13/2005	7/14/2005	7/14/2005	7/14/2005	7/13/2005
Sample Type		Grab	Grab	Grab	Grab	Grab	Grab
Analyte	Units						
1,2,4-Trichlorobenzene	µg/L	1.0 U	1.0 U	1.0 U	1.0 U	1.0 U	1.0 U
1,2-Dichlorobenzene	µg/L	1.0 U	1.0 U	1.0 U	1.0 U	1.0 U	1.0 U
1,3-Dichlorobenzene	µg/L	1.0 U	1.0 U	1.0 U	1.0 U	1.0 U	1.0 U
1,4-Dichlorobenzene	µg/L	1.0 U	1.0 U	1.0 U	1.0 U	1.0 U	1.0 U
2,2-Oxybis(1-Chloropropane)	µg/L	1.0 U	1.0 U	1.0 U	1.0 U	1.0 U	1.0 U
2,4,5-Trichlorophenol	µg/L	5.0 U	5.0 U	**5.0 R**	5.0 U	5.0 U	**5.0 R**
2,4,6-Trichlorophenol	µg/L	5.0 U	5.0 U	**5.0 R**	5.0 U	5.0 U	**5.0 R**
2,4-Diclorophenol	µg/L	2.0 U	2.0 U	**2.0 R**	2.0 U	2.0 U	**2.0 R**
2,4-Dimethylphenol	µg/L	2.0 U	2.0 U	**2.0 R**	2.0 U	2.0 U	**2.0 R**
2,4-Dinitrophenol	µg/L	5.0 U	5.0 U	**5.0 R**	5.0 U	5.0 U	**5.0 R**
2,4-Dinitrotoluene	µg/L	5.0 U	5.0 U	5.0 U	5.0 U	5.0 U	5.0 U
2,6-Dinitrotoluene	µg/L	5.0 U	5.0 U	5.0 U	5.0 U	5.0 U	5.0 U
2-Chloronaphthalene	µg/L	1.0 U	1.0 U	1.0 U	1.0 U	1.0 U	1.0 U
2-Chlorophenol	µg/L	1.0 U	1.0 U	**1.0 R**	1.0 U	1.0 U	**1.0 R**
2-Methylnaphthalene	µg/L	0.2 U	0.2 U	0.2 U	0.2 U	0.2 U	0.2 U
2-Nitroaniline	µg/L	2.0 U	2.0 U	2.0 U	2.0 U	2.0 U	2.0 U
2-Nitrophenol	µg/L	2.0 U	2.0 U	**2.0 R**	2.0 U	2.0 U	**2.0 R**
2-Methylphenol	µg/L	1.0 U	1.0 U	**1.0 R**	1.0 U	1.0 U	**1.0 R**
3-3'-Dichlorobenzidine	µg/L	5.0 U	5.0 U	5.0 U	5.0 U	5.0 U	5.0 U
3-Nitroaniline	µg/L	2.0 U	2.0 U	2.0 U	2.0 U	2.0 U	2.0 U
4,6-dinitro-2-methyl phenol	µg/L	5.0 U	5.0 U	**5.0 R**	5.0 U	5.0 U	**5.0 R**
4-Bromophenyl phenyl ether	µg/L	2.0 U	2.0 U	2.0 U	2.0 U	2.0 U	2.0 U
4-Chloroaniline	µg/L	2.0 U	2.0 U	2.0 U	2.0 U	2.0 U	2.0 U
4-Chlorophenyl phenyl ether	µg/L	2.0 U	2.0 U	2.0 U	2.0 U	2.0 U	2.0 U
4-Nitroaniline	µg/L	2.0 U	2.0 U	2.0 U	2.0 U	2.0 U	2.0 U
4-Nitrophenol	µg/L	5.0 U	5.0 U	**5.0 R**	5.0 U	5.0 U	**5.0 R**
4-chloro-3-methylphenol	µg/L	2.0 U	2.0 U	**2.0 R**	2.0 U	2.0 U	**2.0 R**
Acenaphthene	µg/L	0.2 U	0.2 U	0.2 U	0.2 U	0.2 U	0.2 U
Acenaphthylene	µg/L	0.2 U	0.2 U	0.2 U	0.2 U	0.2 U	0.2 U
Anthracene	µg/L	0.2 U	0.2 U	0.2 U	0.2 U	0.2 U	0.2 U
Benz(a)anthracene	µg/L	0.2 U	0.2 U	0.2 U	0.2 U	0.2 U	0.2 U
Benzo(a)pyrene	µg/L	0.2 U	0.2 U	0.2 U	0.2 U	0.2 U	0.2 U

Table 3-7 FWGWMP July 2005 SVOCs Analytical Results

Station ID		LL11mw-002	LL11mw-007	LL12mw-153	LL12mw-182	LL12mw-183	LL12mw-186
Sample ID		FWGLL11mw-002C-0071-GW	FWGLL11mw-007C-0072-GW	FWGLL12mw-153C-0073-GW	FWGLL12mw-182C-0074-GW	FWGLL12mw-183C-0075-GW	FWGLL12mw-186C-0076-GW
Date Collected		7/13/2005	7/13/2005	7/14/2005	7/14/2005	7/14/2005	7/13/2005
Sample Type		Grab	Grab	Grab	Grab	Grab	Grab
Analyte	Units						
Benzo(b)fluoranthene	µg/L	0.2 U	0.2 U	0.2 U	0.2 U	0.2 U	0.2 U
Benzo(g,h,i)perylene	µg/L	0.2 U	0.2 U	0.2 U	0.2 U	0.2 U	0.2 U
Benzo(k)fluoranthene	µg/L	0.2 U	0.2 U	0.2 U	0.2 U	0.2 U	0.2 U
Benzyl Butyl Phthalate	µg/L	1.0 U	1.0 U	1.0 U	1.0 U	1.0 U	1.0 U
Carbazole	µg/L	1.0 U	1.0 U	1.0 U	1.0 U	1.0 U	1.0 U
Chrysene	µg/L	0.2 U	0.2 U	0.2 U	0.2 U	0.2 U	0.2 U
Dibenz(a,h)Anthracene	µg/L	0.2 U	0.2 U	0.2 U	0.2 U	0.2 U	0.2 U
Dibenzofuran	µg/L	1.0 U	1.0 U	1.0 U	1.0 U	1.0 U	1.0 U
Diethyl Phthalate	µg/L	1.0 U	1.0 U	**0.66 J, B**	1.0 U	1.0 U	**0.60 J, B**
Dimethyl Phthalate	µg/L	1.0 U	1.0 U	1.0 U	1.0 U	1.0 U	1.0 U
Fluoranthene	µg/L	0.2 U	0.2 U	0.2 U	0.2 U	0.2 U	0.2 U
Fluorene	µg/L	0.2 U	0.2 U	0.2 U	0.2 U	0.2 U	0.2 U
Hexachlorobenzene	µg/L	0.2 U	0.2 U	0.2 U	0.2 U	0.2 U	0.2 U
Hexachlorobutadiene	µg/L	1.0 U	1.0 U	1.0 U	1.0 U	1.0 U	1.0 U
Hexachlorocyclopentadiene	µg/L	10 U	10 U	10 U	10 U	10 U	10 U
Hexachloroethane	µg/L	1.0 U	1.0 U	1.0 U	1.0 U	1.0 U	1.0 U
Indeno(1,2,3-c,d)Pyrene	µg/L	0.2 U	0.2 U	0.2 U	0.2 U	0.2 U	0.2 U
Isophorone	µg/L	1.0 U	1.0 U	1.0 U	1.0 U	1.0 U	1.0 U
Naphthalene	µg/L	0.2 U	0.2 U	0.2 U	0.2 U	0.2 U	0.2 U
Nitrobenzene	µg/L	1.0 U	1.0 U	1.0 U	1.0 U	1.0 U	1.0 U
Pentachlorophenol	µg/L	5.0 U	5.0 U	**5.0 R**	5.0 U	5.0 U	**5.0 R**
Phenanthrene	µg/L	0.2 U	0.2 U	0.2 U	0.2 U	0.2 U	0.2 U
Phenol	µg/L	1.0 U	1.0 U	**1.0 R**	1.0 U	1.0 U	**1.0 R**
Pyrene	µg/L	0.2 U	0.2 U	0.2 U	0.2 U	0.2 U	0.2 U
bis(2-chloroethoxy) methane	µg/L	1.0 U	1.0 U	1.0 U	1.0 U	1.0 U	1.0 U
bis(2-chloroethyl) ether	µg/L	1.0 U	1.0 U	1.0 U	1.0 U	1.0 U	1.0 U
bis(2-ethylhexyl) phthalate	µg/L	**3.1 B**	**2.4 B**	**4.7 B**	**3.2 B / 5.3 B**	**3.5 B / 2.5 B / 4.7 B**	**2.6 B**
di-n-Butyl Phthalate	µg/L	**0.56 J**	**0.41 J**	**0.69 J, B**	**0.75 J, B**	**0.39 J, B**	**0.51 J, B**
di-n-Octyl Phthalate	µg/L	1.0 U	1.0 U	1.0 U	1.0 U	**0.41 J, B**	1.0 U
n-Nitrosodi-n-Propylamine	µg/L	1.0 U	1.0 U	1.0 U	1.0 U	1.0 U	1.0 U
n-Nitrosodiphenylamine	µg/L	1.0 U	1.0 U	1.0 U	1.0 U	1.0 U	1.0 U

Table 3-7 FWGWMP July 2005 SVOCs Analytical Results

Station ID		CBPmw-005	CBPmw-007	DA2mw-107	WBGmw-006	WBGmw-007
Sample ID		FWGCBPmw-005C-0077-GW	FWGCBPmw-007C-0078-GW	FWGDA2mw-107C-0079-GW	FWGWBGmw-006C-0080-GW	FWGWBGmw-007C-0081-GW
Date Collected		7/14/2005	7/14/2005	7/15/2005	7/14/2005	7/15/2005
Sample Type		Grab	Grab	Grab	Grab	Grab
Analyte	Units					
1,2,4-Trichlorobenzene	µg/L	1.0 U	1.0 U	1.0 U	1.0 U	1.0 U
1,2-Dichlorobenzene	µg/L	1.0 U	1.0 U	1.0 U	1.0 U	1.0 U
1,3-Dichlorobenzene	µg/L	1.0 U	1.0 U	1.0 U	1.0 U	1.0 U
1,4-Dichlorobenzene	µg/L	1.0 U	1.0 U	1.0 U	1.0 U	1.0 U
2,2-Oxybis(1-Chloropropane)	µg/L	1.0 U	1.0 U	1.0 U	1.0 U	1.0 U
2,4,5-Trichlorophenol	µg/L	5.0 U	5.0 U	5.0 U	**5.0 R**	**5.0 R**
2,4,6-Trichlorophenol	µg/L	5.0 U	5.0 U	5.0 U	**5.0 R**	**5.0 R**
2,4-Diclorophenol	µg/L	2.0 U	2.0 U	2.0 U	**2.0 R**	**2.0 R**
2,4-Dimethylphenol	µg/L	2.0 U	2.0 U	2.0 U	**2.0 R**	**2.0 R**
2,4-Dinitrophenol	µg/L	5.0 U	5.0 U	5.0 U	**5.0 R**	**5.0 R**
2,4-Dinitrotoluene	µg/L	5.0 U	5.0 U	5.0 U	5.0 U	5.0 U
2,6-Dinitrotoluene	µg/L	5.0 U	5.0 U	5.0 U	5.0 U	5.0 U
2-Chloronaphthalene	µg/L	1.0 U	1.0 U	1.0 U	1.0 U	1.0 U
2-Chlorophenol	µg/L	1.0 U	1.0 U	1.0 U	**1.0 R**	**1.0 R**
2-Methylnaphthalene	µg/L	0.2 U	0.2 U	0.2 U	0.2 U	0.2 U
2-Nitroaniline	µg/L	2.0 U	2.0 U	2.0 U	2.0 U	2.0 U
2-Nitrophenol	µg/L	2.0 U	2.0 U	2.0 U	**2.0 R**	**2.0 R**
2-Methylphenol	µg/L	1.0 U	1.0 U	1.0 U	**1.0 R**	**1.0 R**
3-3'-Dichlorobenzidine	µg/L	5.0 U	5.0 U	5.0 U	5.0 U	5.0 U
3-Nitroaniline	µg/L	2.0 U	2.0 U	2.0 U	2.0 U	2.0 U
4,6-dinitro-2-methyl phenol	µg/L	5.0 U	5.0 U	5.0 U	**5.0 R**	**5.0 R**
4-Bromophenyl phenyl ether	µg/L	2.0 U	2.0 U	2.0 U	2.0 U	2.0 U
4-Chloroaniline	µg/L	2.0 U	2.0 U	2.0 U	2.0 U	2.0 U
4-Chlorophenyl phenyl ether	µg/L	2.0 U	2.0 U	2.0 U	2.0 U	2.0 U
4-Nitroaniline	µg/L	2.0 U	2.0 U	2.0 U	2.0 U	2.0 U
4-Nitrophenol	µg/L	5.0 U	5.0 U	5.0 U	**5.0 R**	**5.0 R**
4-chloro-3-methylphenol	µg/L	2.0 U	2.0 U	2.0 U	**2.0 R**	**2.0 R**
Acenaphthene	µg/L	0.2 U	0.2 U	0.2 U	0.2 U	0.2 U
Acenaphthylene	µg/L	0.2 U	0.2 U	0.2 U	0.2 U	0.2 U
Anthracene	µg/L	0.2 U	0.2 U	0.2 U	0.2 U	0.2 U
Benz(a)anthracene	µg/L	0.2 U	0.2 U	0.2 U	0.2 U	0.2 U
Benzo(a)pyrene	µg/L	0.2 U	0.2 U	0.2 U	0.2 U	0.2 U

Table 3-7 FWGWMP July 2005 SVOCs Analytical Results

Station ID		CBPmw-005	CBPmw-007	DA2mw-107	WBGmw-006	WBGmw-007
Sample ID		FWGCBPmw-005C-0077-GW	FWGCBPmw-007C-0078-GW	FWGDA2mw-107C-0079-GW	FWGWBGmw-006C-0080-GW	FWGWBGmw-007C-0081-GW
Date Collected		7/14/2005	7/14/2005	7/15/2005	7/14/2005	7/15/2005
Sample Type		Grab	Grab	Grab	Grab	Grab
Analyte	Units					
Benzo(b)fluoranthene	µg/L	0.2 U	0.2 U	0.2 U	0.2 U	0.2 U
Benzo(g,h,i)perylene	µg/L	0.2 U	0.2 U	0.2 U	0.2 U	0.2 U
Benzo(k)fluoranthene	µg/L	0.2 U	0.2 U	0.2 U	0.2 U	0.2 U
Benzyl Butyl Phthalate	µg/L	1.0 U	1.0 U	1.0 U	1.0 U	1.0 U
Carbazole	µg/L	1.0 U	1.0 U	1.0 U	1.0 U	1.0 U
Chrysene	µg/L	0.2 U	0.2 U	0.2 U	0.2 U	0.2 U
Dibenz(a,h)Anthracene	µg/L	0.2 U	0.2 U	0.2 U	0.2 U	0.2 U
Dibenzofuran	µg/L	1.0 U	1.0 U	1.0 U	1.0 U	1.0 U
Diethyl Phthalate	µg/L	1.0 U	**0.59 J, B**	1.0 U	**0.71 J, B**	1.0 U
Dimethyl Phthalate	µg/L	1.0 U	1.0 U	1.0 U	1.0 U	1.0 U
Fluoranthene	µg/L	0.2 U	0.2 U	0.2 U	0.2 U	0.2 U
Fluorene	µg/L	0.2 U	0.2 U	0.2 U	0.2 U	0.2 U
Hexachlorobenzene	µg/L	0.2 U	0.2 U	0.2 U	0.2 U	0.2 U
Hexachlorobutadiene	µg/L	1.0 U	1.0 U	1.0 U	1.0 U	1.0 U
Hexachlorocyclopentadiene	µg/L	10 U	10 U	10 U	10 U	10 U
Hexachloroethane	µg/L	1.0 U	1.0 U	1.0 U	1.0 U	1.0 U
Indeno(1,2,3-c,d)Pyrene	µg/L	0.2 U	0.2 U	0.2 U	0.2 U	0.2 U
Isophorone	µg/L	1.0 U	1.0 U	1.0 U	1.0 U	1.0 U
Naphthalene	µg/L	0.2 U	0.2 U	0.2 U	0.2 U	0.2 U
Nitrobenzene	µg/L	1.0 U	1.0 U	1.0 U	1.0 U	1.0 U
Pentachlorophenol	µg/L	5.0 U	5.0 U	5.0 U	**5.0 R**	**5.0 R**
Phenanthrene	µg/L	0.2 U	0.2 U	0.2 U	0.2 U	0.2 U
Phenol	µg/L	1.0 U	1.0 U	1.0 U	**1.0 R**	**1.0 R**
Pyrene	µg/L	0.2 U	0.2 U	0.2 U	0.2 U	0.2 U
bis(2-chloroethoxy) methane	µg/L	1.0 U	1.0 U	1.0 U	1.0 U	1.0 U
bis(2-chloroethyl) ether	µg/L	1.0 U	1.0 U	1.0 U	1.0 U	1.0 U
bis(2-ethylhexyl) phthalate	µg/L	**0.82 J, B / 3.4 B**	**2.3 B**	**2.7 B**	**2.7 B**	**3.6 B**
di-n-Butyl Phthalate	µg/L	1.0 U	**0.89 J, B**	1.0 U	**0.97 J, B**	1.0 U
di-n-Octyl Phthalate	µg/L	1.0 U	1.0 U	1.0 U	1.0 U	1.0 U
n-Nitrosodi-n-Propylamine	µg/L	1.0 U	1.0 U	1.0 U	1.0 U	1.0 U
n-Nitrosodiphenylamine	µg/L	1.0 U	1.0 U	1.0 U	1.0 U	1.0 U

Table 3-7 FWGWMP July 2005 SVOCs Analytical Results

Station ID		WBGmw-009
Sample ID		FWGWBGmw-009C-0082-GW
Date Collected		7/15/2005
Sample Type		Grab
Analyte	Units	
1,2,4-Trichlorobenzene	µg/L	1.0 U
1,2-Dichlorobenzene	µg/L	1.0 U
1,3-Dichlorobenzene	µg/L	1.0 U
1,4-Dichlorobenzene	µg/L	1.0 U
2,2-Oxybis(1-Chloropropane)	µg/L	1.0 U
2,4,5-Trichlorophenol	µg/L	5.0 U
2,4,6-Trichlorophenol	µg/L	5.0 U
2,4-Diclorophenol	µg/L	2.0 U
2,4-Dimethylphenol	µg/L	2.0 U
2,4-Dinitrophenol	µg/L	5.0 U
2,4-Dinitrotoluene	µg/L	5.0 U
2,6-Dinitrotoluene	µg/L	5.0 U
2-Chloronaphthalene	µg/L	1.0 U
2-Chlorophenol	µg/L	1.0 U
2-Methylnaphthalene	µg/L	0.2 U
2-Nitroaniline	µg/L	2.0 U
2-Nitrophenol	µg/L	2.0 U
2-Methylphenol	µg/L	1.0 U
3-3'-Dichlorobenzidine	µg/L	5.0 U
3-Nitroaniline	µg/L	2.0 U
4,6-dinitro-2-methyl phenol	µg/L	5.0 U
4-Bromophenyl phenyl ether	µg/L	2.0 U
4-Chloroaniline	µg/L	2.0 U
4-Chlorophenyl phenyl ether	µg/L	2.0 U
4-Nitroaniline	µg/L	2.0 U
4-Nitrophenol	µg/L	5.0 U
4-chloro-3-methylphenol	µg/L	2.0 U
Acenaphthene	µg/L	0.2 U
Acenaphthylene	µg/L	0.2 U
Anthracene	µg/L	0.2 U
Benz(a)anthracene	µg/L	0.2 U
Benzo(a)pyrene	µg/L	0.2 U

Table 3-7 FWGWMP July 2005 SVOCs Analytical Results

Station ID		WBGmw-009
Sample ID		FWGWBGmw-009C-0082-GW
Date Collected		7/15/2005
Sample Type		Grab
Analyte	Units	
Benzo(b)fluoranthene	µg/L	0.2 U
Benzo(g,h,i)perylene	µg/L	0.2 U
Benzo(k)fluoranthene	µg/L	0.2 U
Benzyl Butyl Phthalate	µg/L	1.0 U
Carbazole	µg/L	1.0 U
Chrysene	µg/L	0.2 U
Dibenz(a,h)Anthracene	µg/L	0.2 U
Dibenzofuran	µg/L	1.0 U
Diethyl Phthalate	µg/L	1.0 U
Dimethyl Phthalate	µg/L	1.0 U
Fluoranthene	µg/L	0.2 U
Fluorene	µg/L	0.2 U
Hexachlorobenzene	µg/L	0.2 U
Hexachlorobutadiene	µg/L	1.0 U
Hexachlorocyclopentadiene	µg/L	10 U
Hexachloroethane	µg/L	1.0 U
Indeno(1,2,3-c,d)Pyrene	µg/L	0.2 U
Isophorone	µg/L	1.0 U
Naphthalene	µg/L	0.2 U
Nitrobenzene	µg/L	1.0 U
Pentachlorophenol	µg/L	5.0 U
Phenanthrene	µg/L	0.2 U
Phenol	µg/L	1.0 U
Pyrene	µg/L	0.2 U
bis(2-chloroethoxy) methane	µg/L	1.0 U
bis(2-chloroethyl) ether	µg/L	1.0 U
bis(2-ethylhexyl) phthalate	µg/L	**1.1 B**
di-n-Butyl Phthalate	µg/L	1.0 U
di-n-Octyl Phthalate	µg/L	1.0 U
n-Nitrosodi-n-Propylamine	µg/L	1.0 U
n-Nitrosodiphenylamine	µg/L	1.0 U

Qualifier Definitions:

U = Indicates that the compound was analyzed for but not detected at or above the reporting limit

J = Estimated result. Result less than Reporting Limit

B= Method blank contamination. The associated method blank contains the target analyte at a reportable level.

E = Estimated result. Result concentration exceeds calibration range.

PG = The percent difference between the original and confirmation sample analyses is greater than 40%.

Bold = detected compound

R = Rejected data

Table 3-8 FWGWMP July 2005 Pesticides and PCBs Analytical Results

Station ID		BKGmw-004	BKGmw-005	BKGmw-006	BKGmw-008	BKGmw-010	BKGmw-012
Sample ID		FWGBKGmw-004C-0047-GW	FWGBKGmw-005C-0048-GW	FWGBKGmw-006C-0049-GW	FWGBKGmw-008C-0050-GW	FWGBKGmw-010C-0051-GW	FWGBKGmw-012C-0052-GW
Date Collected		7/13/2005	7/12/2005	7/12/2005	7/13/2005	7/14/2005	7/14/2005
Sample Type		Grab	Grab	Grab	Grab	Grab	Grab
Analyte	Units						
4,4'-DDD	µg/L	0.030 U	0.030 U	0.030 U	0.030 U	0.030 U	0.030 U
4,4'-DDE	µg/L	0.030 U	0.030 U	0.030 U	0.030 U	0.030 U	0.030 U
4,4'-DDT	µg/L	0.030 U	0.030 U	0.030 U	0.030 U	0.030 U	0.030 U
Aldrin	µg/L	0.030 U	0.030 U	0.030 U	0.030 U	0.030 U	0.030 U
Alpha-BHC	µg/L	0.030 U	0.030 U	0.030 U	0.030 U	0.030 U	0.030 U
Alpha-Chlordane	µg/L	0.030 U	0.030 U	0.030 U	0.030 U	0.030 U	0.030 U
Beta-BHC	µg/L	0.030 U	0.030 U	0.030 U	0.030 U	**0.014 J**	0.030 U
Delta-BHA	µg/L	0.030 U	0.030 U	0.030 U	0.030 U	0.030 U	0.030 U
Dieldrin	µg/L	0.030 U	0.030 U	0.030 U	0.030 U	0.030 U	0.030 U
Endosulfan I	µg/L	0.030 U	0.030 U	0.030 U	0.030 U	0.030 U	0.030 U
Endosulfan II	µg/L	0.030 U	0.030 U	0.030 U	0.030 U	0.030 U	0.030 U
Endosulfan sulfate	µg/L	0.030 U	0.030 U	0.030 U	0.030 U	0.030 U	0.030 U
Endrin	µg/L	0.030 U	0.030 U	0.030 U	0.030 U	0.030 U	0.030 U
Endrin aldehyde	µg/L	0.030 U	0.030 U	0.030 U	0.030 U	0.030 U	0.030 U
Endrin ketone	µg/L	0.030 U	0.030 U	0.030 U	0.030 U	0.030 U	0.030 U
Gamma-BHC(Lindane)	µg/L	0.030 U	0.030 U	0.030 U	0.030 U	0.030 U	0.030 U
Gamma-Chlordane	µg/L	0.030 U	0.030 U	0.030 U	0.030 U	0.030 U	0.030 U
Heptachlor	µg/L	0.030 U	0.030 U	0.030 U	0.030 U	0.030 U	0.030 U
Heptachlor epoxide	µg/L	0.030 U	0.030 U	0.030 U	0.030 U	0.030 U	0.030 U
Methoxychlor	µg/L	0.10 U	0.10 U	0.10 U	0.10 U	0.10 U	0.10 U
Toxaphene	µg/L	2.0 U	2.0 U	2.0 U	2.0 U	2.0 U	2.0 U
PCB-1016	µg/L	1.0 U	1.0 U	1.0 U	1.0 U	1.0 U	1.0 U
PCB-1221	µg/L	1.0 U	1.0 U	1.0 U	1.0 U	1.0 U	1.0 U
PCB-1232	µg/L	1.0 U	1.0 U	1.0 U	1.0 U	1.0 U	1.0 U
PCB-1242	µg/L	1.0 U	1.0 U	1.0 U	1.0 U	1.0 U	1.0 U
PCB-1248	µg/L	1.0 U	1.0 U	1.0 U	1.0 U	1.0 U	1.0 U
PCB-1254	µg/L	1.0 U	1.0 U	1.0 U	1.0 U	1.0 U	1.0 U
PCB-1260	µg/L	1.0 U	1.0 U	1.0 U	1.0 U	1.0 U	1.0 U

Table 3-8 FWGWMP July 2005 Pesticides and PCBs Analytical Results

Station ID		BKGmw-013	BKGmw-015	BKGmw-016	BKGmw-017	BKGmw-018	BKGmw-019
Sample ID		FWGBKGmw-013C-0053-GW	FWGBKGmw-015C-0054-GW	FWGBKGmw-016C-0055-GW	FWGBKGmw-017C-0056-GW	FWGBKGmw-018C-0057-GW	FWGBKGmw-019C-0058-GW
Date Collected		7/12/2005	7/12/2005	7/12/2005	7/12/2005	7/12/2005	7/12/2005
Sample Type		Grab	Grab	Grab	Grab	Grab	Grab
Analyte	Units						
4,4'-DDD	µg/L	0.030 U	0.030 U	0.030 U	0.030 U	0.030 U	0.030 U
4,4'-DDE	µg/L	0.030 U	0.030 U	0.030 U	0.030 U	0.030 U	0.030 U
4,4'-DDT	µg/L	0.030 U	**0.038 PG**	0.030 U	0.030 U	0.030 U	0.030 U
Aldrin	µg/L	0.030 U	0.030 U	0.030 U	0.030 U	0.030 U	0.030 U
Alpha-BHC	µg/L	0.030 U	0.030 U	0.030 U	0.030 U	0.030 U	0.030 U
Alpha-Chlordane	µg/L	0.030 U	0.030 U	0.030 U	0.030 U	0.030 U	0.030 U
Beta-BHC	µg/L	0.030 U	0.030 U	0.030 U	0.030 U	0.030 U	0.030 U
Delta-BHA	µg/L	0.030 U	0.030 U	0.030 U	0.030 U	0.030 U	0.030 U
Dieldrin	µg/L	0.030 U	**0.053**	0.030 U	0.030 U	0.030 U	0.030 U
Endosulfan I	µg/L	0.030 U	0.030 U	0.030 U	0.030 U	0.030 U	0.030 U
Endosulfan II	µg/L	0.030 U	0.030 U	0.030 U	0.030 U	0.030 U	0.030 U
Endosulfan sulfate	µg/L	0.030 U	**0.023 J**	0.030 U	0.030 U	0.030 U	0.030 U
Endrin	µg/L	0.030 U	0.030 U	0.030 U	0.030 U	0.030 U	0.030 U
Endrin aldehyde	µg/L	0.030 U	**0.037**	0.030 U	0.030 U	0.030 U	0.030 U
Endrin ketone	µg/L	0.030 U	0.030 U	0.030 U	0.030 U	0.030 U	0.030 U
Gamma-BHC(Lindane)	µg/L	0.030 U	0.030 U	0.030 U	0.030 U	0.030 U	0.030 U
Gamma-Chlordane	µg/L	0.030 U	0.030 U	0.030 U	0.030 U	0.030 U	0.030 U
Heptachlor	µg/L	0.030 U	**0.0094 J**	0.030 U	0.030 U	0.030 U	0.030 U
Heptachlor epoxide	µg/L	0.030 U	0.030 U	0.030 U	0.030 U	0.030 U	0.030 U
Methoxychlor	µg/L	0.10 U	0.10 U	0.10 U	0.10 U	0.10 U	0.10 U
Toxaphene	µg/L	2.0 U	**5.3**	2.0 U	2.0 U	2.0 U	2.0 U
PCB-1016	µg/L	1.0 U	1.0 U	1.0 U	1.0 U	1.0 U	1.0 U
PCB-1221	µg/L	1.0 U	1.0 U	1.0 U	1.0 U	1.0 U	1.0 U
PCB-1232	µg/L	1.0 U	1.0 U	1.0 U	1.0 U	1.0 U	1.0 U
PCB-1242	µg/L	1.0 U	**9**	1.0 U	1.0 U	1.0 U	1.0 U
PCB-1248	µg/L	1.0 U	1.0 U	1.0 U	1.0 U	1.0 U	1.0 U
PCB-1254	µg/L	1.0 U	1.0 U	1.0 U	1.0 U	1.0 U	1.0 U
PCB-1260	µg/L	1.0 U	**6.7**	1.0 U	1.0 U	1.0 U	1.0 U

Table 3-8 FWGWMP July 2005 Pesticides and PCBs Analytical Results

Station ID		BKGmw-020	BKGmw-021	LL1mw-078	LL1mw-080	LL1mw-083	LL2mw-059
Sample ID		FWGBKGmw-020C-0059-GW	FWGBKGmw-021C-0060-GW	FWGLL1mw-078C-0061-GW	FWGLL1mw-080C-0062-GW	FWGLL1mw-083C-0063-GW	FWGLL2mw-059C-0064-GW
Date Collected		7/13/2005	7/13/2005	7/11/2005	7/11/2005	7/11/2005	7/12/2005
Sample Type		Grab	Grab	Grab	Grab	Grab	Grab
Analyte	Units						
4,4'-DDD	µg/L	0.030 U	0.030 U	0.030 U	0.030 U	0.030 U	0.030 U
4,4'-DDE	µg/L	0.030 U	0.030 U	0.030 U	0.030 U	0.030 U	0.030 U
4,4'-DDT	µg/L	0.030 U	0.030 U	**0.097 PG**	0.030 U	0.030 U	0.030 U
Aldrin	µg/L	0.030 U	0.030 U	0.030 U	0.030 U	0.030 U	0.030 U
Alpha-BHC	µg/L	0.030 U	0.030 U	0.030 U	0.030 U	0.030 U	0.030 U
Alpha-Chlordane	µg/L	0.030 U	0.030 U	0.030 U	0.030 U	0.030 U	0.030 U
Beta-BHC	µg/L	0.030 U	0.030 U	0.030 U	0.030 U	**0.086 PG**	0.030 U
Delta-BHA	µg/L	0.030 U	0.030 U	0.030 U	0.030 U	0.030 U	0.030 U
Dieldrin	µg/L	0.030 U	0.030 U	0.030 U	0.030 U	0.030 U	0.030 U
Endosulfan I	µg/L	0.030 U	0.030 U	0.030 U	0.030 U	0.030 U	0.030 U
Endosulfan II	µg/L	0.030 U	0.030 U	0.030 U	0.030 U	0.030 U	0.030 U
Endosulfan sulfate	µg/L	0.030 U	0.030 U	0.030 U	0.030 U	0.030 U	0.030 U
Endrin	µg/L	0.030 U	0.030 U	0.030 U	0.030 U	0.030 U	0.030 U
Endrin aldehyde	µg/L	0.030 U	0.030 U	0.030 U	0.030 U	0.030 U	0.030 U
Endrin ketone	µg/L	0.030 U	0.030 U	0.030 U	0.030 U	0.030 U	0.030 U
Gamma-BHC(Lindane)	µg/L	0.030 U	0.030 U	0.030 U	0.030 U	0.030 U	0.030 U
Gamma-Chlordane	µg/L	0.030 U	0.030 U	0.030 U	0.030 U	0.030 U	0.030 U
Heptachlor	µg/L	0.030 U	0.030 U	0.030 U	0.030 U	0.030 U	0.030 U
Heptachlor epoxide	µg/L	0.030 U	0.030 U	0.030 U	0.030 U	0.030 U	0.030 U
Methoxychlor	µg/L	0.10 U	0.10 U	0.10 U	0.10 U	0.10 U	0.10 U
Toxaphene	µg/L	2.0 U	2.0 U	2.0 U	2.0 U	2.0 U	2.0 U
PCB-1016	µg/L	1.0 U	1.0 U	1.0 U	1.0 U	1.0 U	1.0 U
PCB-1221	µg/L	1.0 U	1.0 U	1.0 U	1.0 U	1.0 U	1.0 U
PCB-1232	µg/L	1.0 U	1.0 U	1.0 U	1.0 U	1.0 U	1.0 U
PCB-1242	µg/L	1.0 U	1.0 U	1.0 U	1.0 U	1.0 U	1.0 U
PCB-1248	µg/L	1.0 U	1.0 U	1.0 U	1.0 U	1.0 U	1.0 U
PCB-1254	µg/L	1.0 U	1.0 U	1.0 U	1.0 U	1.0 U	1.0 U
PCB-1260	µg/L	1.0 U	1.0 U	1.0 U	1.0 U	1.0 U	1.0 U

Table 3-8 FWGWMP July 2005 Pesticides and PCBs Analytical Results

Station ID		LL2mw-262	LL2mw-263	LL3mw-238	LL3mw-242	LL4mw-198	LL4mw-199
Sample ID		FWGLL2mw-262C-0065-GW	FWGLL2mw-263C-0066-GW	FWGLL3mw-238C-0067-GW	FWGLL3mw-242C-0068-GW	FWGLL4mw-198C-0069-GW	FWGLL4mw-199C-0070-GW
Date Collected		7/11/2005	7/15/2005	7/14/2005	7/14/2005	7/13/2005	7/13/2005
Sample Type		Grab	Grab	Grab	Grab	Grab	Grab
Analyte	Units						
4,4'-DDD	µg/L	0.030 U	0.030 U	0.030 U	0.030 U	0.030 U	0.030 U
4,4'-DDE	µg/L	0.030 U	0.030 U	**0.035 PG**	0.030 U	0.030 U	0.030 U
4,4'-DDT	µg/L	0.030 U	0.030 U	0.030 U	0.030 U	0.030 U	0.030 U
Aldrin	µg/L	0.030 U	0.030 U	0.030 U	0.030 U	0.030 U	0.030 U
Alpha-BHC	µg/L	0.030 U	0.030 U	0.030 U	0.030 U	0.030 U	0.030 U
Alpha-Chlordane	µg/L	0.030 U	0.030 U	0.030 U	0.030 U	0.030 U	0.030 U
Beta-BHC	µg/L	0.030 U	0.030 U	**0.28**	0.030 U	0.030 U	0.030 U
Delta-BHA	µg/L	0.030 U	0.030 U	**0.046 PG**	0.030 U	0.030 U	0.030 U
Dieldrin	µg/L	0.030 U	0.030 U	0.030 U	0.030 U	0.030 U	0.030 U
Endosulfan I	µg/L	0.030 U	0.030 U	**0.035 PG**	0.030 U	0.030 U	0.030 U
Endosulfan II	µg/L	0.030 U	0.030 U	0.030 U	0.030 U	0.030 U	0.030 U
Endosulfan sulfate	µg/L	0.030 U	0.030 U	0.030 U	0.030 U	0.030 U	0.030 U
Endrin	µg/L	0.030 U	0.030 U	0.030 U	0.030 U	0.030 U	0.030 U
Endrin aldehyde	µg/L	0.030 U	0.030 U	0.030 U	0.030 U	0.030 U	0.030 U
Endrin ketone	µg/L	0.030 U	0.030 U	0.030 U	0.030 U	0.030 U	0.030 U
Gamma-BHC(Lindane)	µg/L	0.030 U	0.030 U	0.030 U	0.030 U	0.030 U	0.030 U
Gamma-Chlordane	µg/L	0.030 U	0.030 U	0.030 U	0.030 U	0.030 U	0.030 U
Heptachlor	µg/L	0.030 U	0.030 U	0.030 U	0.030 U	0.030 U	0.030 U
Heptachlor epoxide	µg/L	0.030 U	0.030 U	0.030 U	0.030 U	0.030 U	0.030 U
Methoxychlor	µg/L	0.10 U	0.10 U	0.10 U	0.10 U	0.10 U	0.10 U
Toxaphene	µg/L	2.0 U	2.0 U	2.0 U	2.0 U	2.0 U	2.0 U
PCB-1016	µg/L	1.0 U	1.0 U	1.0 U	1.0 U	1.0 U	1.0 U
PCB-1221	µg/L	1.0 U	1.0 U	1.0 U	1.0 U	1.0 U	1.0 U
PCB-1232	µg/L	1.0 U	1.0 U	1.0 U	1.0 U	1.0 U	1.0 U
PCB-1242	µg/L	1.0 U	1.0 U	1.0 U	1.0 U	1.0 U	1.0 U
PCB-1248	µg/L	1.0 U	1.0 U	1.0 U	1.0 U	1.0 U	1.0 U
PCB-1254	µg/L	1.0 U	1.0 U	1.0 U	1.0 U	1.0 U	1.0 U
PCB-1260	µg/L	1.0 U	1.0 U	1.0 U	1.0 U	1.0 U	1.0 U

Table 3-8 FWGWMP July 2005 Pesticides and PCBs Analytical Results

Station ID		LL11mw-002	LL11mw-007	LL12mw-153	LL12mw-182	LL12mw-183	LL12mw-186
Sample ID		FWGLL11mw-002C-0071-GW	FWGLL11mw-007C-0072-GW	FWGLL12mw-153C-0073-GW	FWGLL12mw-182C-0074-GW	FWGLL12mw-183C-0075-GW	FWGLL12mw-186C-0076-GW
Date Collected		7/13/2005	7/13/2005	7/14/2005	7/14/2005	7/14/2005	7/13/2005
Sample Type		Grab	Grab	Grab	Grab	Grab	Grab
Analyte	Units						
4,4'-DDD	µg/L	0.030 U	0.030 U	0.030 U	0.030 U	0.030 U	0.030 U
4,4'-DDE	µg/L	0.030 U	0.030 U	0.030 U	0.030 U	0.030 U	0.030 U
4,4'-DDT	µg/L	0.030 U	0.030 U	**0.051**	0.030 U	0.030 U	**0.087 PG**
Aldrin	µg/L	0.030 U	0.030 U	0.030 U	0.030 U	0.030 U	0.030 U
Alpha-BHC	µg/L	0.030 U	0.030 U	0.030 U	0.030 U	0.030 U	0.030 U
Alpha-Chlordane	µg/L	0.030 U	0.030 U	0.030 U	0.030 U	0.030 U	0.030 U
Beta-BHC	µg/L	**0.029 J**	**0.016 J**	0.030 U	0.030 U	0.030 U	0.030 U
Delta-BHA	µg/L	0.030 U	0.030 U	0.030 U	0.030 U	0.030 U	0.030 U
Dieldrin	µg/L	0.030 U	0.030 U	0.030 U	0.030 U	0.030 U	0.030 U
Endosulfan I	µg/L	0.030 U	0.030 U	0.030 U	0.030 U	0.030 U	0.030 U
Endosulfan II	µg/L	0.030 U	0.030 U	0.030 U	0.030 U	0.030 U	0.030 U
Endosulfan sulfate	µg/L	0.030 U	0.030 U	0.030 U	0.030 U	0.030 U	0.030 U
Endrin	µg/L	0.030 U	0.030 U	0.030 U	0.030 U	0.030 U	0.030 U
Endrin aldehyde	µg/L	0.030 U	0.030 U	0.030 U	0.030 U	0.030 U	0.030 U
Endrin ketone	µg/L	0.030 U	0.030 U	0.030 U	0.030 U	0.030 U	0.030 U
Gamma-BHC(Lindane)	µg/L	0.030 U	0.030 U	0.030 U	0.030 U	0.030 U	0.030 U
Gamma-Chlordane	µg/L	0.030 U	0.030 U	0.030 U	0.030 U	0.030 U	0.030 U
Heptachlor	µg/L	0.030 U	0.030 U	0.030 U	0.030 U	0.030 U	0.030 U
Heptachlor epoxide	µg/L	0.030 U	0.030 U	0.030 U	0.030 U	0.030 U	0.030 U
Methoxychlor	µg/L	0.10 U	0.10 U	0.10 U	0.10 U	0.10 U	0.10 U
Toxaphene	µg/L	2.0 U	2.0 U	2.0 U	2.0 U	2.0 U	2.0 U
PCB-1016	µg/L	1.0 U	1.0 U	1.0 U	1.0 U	1.0 U	1.0 U
PCB-1221	µg/L	1.0 U	1.0 U	1.0 U	1.0 U	1.0 U	1.0 U
PCB-1232	µg/L	1.0 U	1.0 U	1.0 U	1.0 U	1.0 U	1.0 U
PCB-1242	µg/L	1.0 U	1.0 U	1.0 U	1.0 U	1.0 U	1.0 U
PCB-1248	µg/L	1.0 U	1.0 U	1.0 U	1.0 U	1.0 U	1.0 U
PCB-1254	µg/L	1.0 U	1.0 U	1.0 U	1.0 U	1.0 U	1.0 U
PCB-1260	µg/L	1.0 U	1.0 U	1.0 U	1.0 U	1.0 U	1.0 U

Table 3-8 FWGWMP July 2005 Pesticides and PCBs Analytical Results

Station ID		CBPmw-005	CBPmw-007	DA2mw-107	WBGmw-006	WBGmw-007
Sample ID		FWGCBPmw-005C-0077-GW	FWGCBPmw-007C-0078-GW	FWGDA2mw-107C-0079-GW	FWGWBGmw-006C-0080-GW	FWGWBGmw-007C-0081-GW
Date Collected		7/14/2005	7/14/2005	7/15/2005	7/14/2005	7/15/2005
Sample Type		Grab	Grab	Grab	Grab	Grab
Analyte	Units					
4,4'-DDD	µg/L	0.030 U	0.030 U	0.030 U	0.030 U	0.030 U
4,4'-DDE	µg/L	0.030 U	0.030 U	0.030 U	0.030 U	0.030 U
4,4'-DDT	µg/L	0.030 U	0.030 U	0.030 U	0.030 U	0.030 U
Aldrin	µg/L	0.030 U	0.030 U	0.030 U	0.030 U	0.030 U
Alpha-BHC	µg/L	0.030 U	0.030 U	0.030 U	0.030 U	0.030 U
Alpha-Chlordane	µg/L	0.030 U	0.030 U	0.030 U	0.030 U	0.030 U
Beta-BHC	µg/L	0.030 U	**0.021 J**	0.030 U	0.030 U	0.030 U
Delta-BHA	µg/L	0.030 U	0.030 U	0.030 U	0.030 U	0.030 U
Dieldrin	µg/L	0.030 U	0.030 U	0.030 U	0.030 U	0.030 U
Endosulfan I	µg/L	0.030 U	0.030 U	0.030 U	0.030 U	0.030 U
Endosulfan II	µg/L	0.030 U	0.030 U	0.030 U	0.030 U	0.030 U
Endosulfan sulfate	µg/L	0.030 U	0.030 U	0.030 U	0.030 U	0.030 U
Endrin	µg/L	0.030 U	0.030 U	0.030 U	0.030 U	0.030 U
Endrin aldehyde	µg/L	0.030 U	0.030 U	0.030 U	0.030 U	0.030 U
Endrin ketone	µg/L	0.030 U	0.030 U	0.030 U	0.030 U	0.030 U
Gamma-BHC(Lindane)	µg/L	0.030 U	0.030 U	0.030 U	0.030 U	0.030 U
Gamma-Chlordane	µg/L	0.030 U	0.030 U	0.030 U	0.030 U	0.030 U
Heptachlor	µg/L	**0.085 PG,J**	0.030 U	0.030 U	0.030 U	0.030 U
Heptachlor epoxide	µg/L	0.030 U	0.030 U	0.030 U	0.030 U	0.030 U
Methoxychlor	µg/L	0.10 U	0.10 U	0.10 U	0.10 U	0.10 U
Toxaphene	µg/L	2.0 U	2.0 U	2.0 U	2.0 U	2.0 U
PCB-1016	µg/L	1.0 U	1.0 U	1.0 U	1.0 U	1.0 U
PCB-1221	µg/L	1.0 U	1.0 U	1.0 U	1.0 U	1.0 U
PCB-1232	µg/L	1.0 U	1.0 U	1.0 U	1.0 U	1.0 U
PCB-1242	µg/L	1.0 U	1.0 U	1.0 U	1.0 U	1.0 U
PCB-1248	µg/L	1.0 U	1.0 U	1.0 U	1.0 U	1.0 U
PCB-1254	µg/L	1.0 U	1.0 U	1.0 U	1.0 U	1.0 U
PCB-1260	µg/L	1.0 U	1.0 U	1.0 U	1.0 U	1.0 U

Table 3-8 FWGWMP July 2005 Pesticides and PCBs Analytical Results

Station ID		WBGmw-009
Sample ID		FWGWBGmw-009C-0082-GW
Date Collected		7/15/2005
Sample Type		Grab
Analyte	Units	
4,4'-DDD	µg/L	0.030 U
4,4'-DDE	µg/L	0.030 U
4,4'-DDT	µg/L	0.030 U
Aldrin	µg/L	0.030 U
Alpha-BHC	µg/L	0.030 U
Alpha-Chlordane	µg/L	0.030 U
Beta-BHC	µg/L	0.030 U
Delta-BHA	µg/L	0.030 U
Dieldrin	µg/L	0.030 U
Endosulfan I	µg/L	0.030 U
Endosulfan II	µg/L	0.030 U
Endosulfan sulfate	µg/L	0.030 U
Endrin	µg/L	0.030 U
Endrin aldehyde	µg/L	0.030 U
Endrin ketone	µg/L	0.030 U
Gamma-BHC(Lindane)	µg/L	0.030 U
Gamma-Chlordane	µg/L	0.030 U
Heptachlor	µg/L	0.030 U
Heptachlor epoxide	µg/L	0.030 U
Methoxychlor	µg/L	0.10 U
Toxaphene	µg/L	2.0 U
PCB-1016	µg/L	1.0 U
PCB-1221	µg/L	1.0 U
PCB-1232	µg/L	1.0 U
PCB-1242	µg/L	1.0 U
PCB-1248	µg/L	1.0 U
PCB-1254	µg/L	1.0 U
PCB-1260	µg/L	1.0 U

Qualifier Definitions:

U = Indicates that the compound was analyzed for but not detected at or above the reporting limit

J = Estimated result. Result less than Reporting Limit

B= Method blank contamination. The associated method blank contains the target analyte at a reportable level.

E = Estimated result. Result concentration exceeds calibration range.

PG = The percent difference between the original and confirmation sample analyses is greater than 40%.

Bold = detected compound

3.4 Data Verification/Validation

All data received from STL was verified. The verification reports for the data are presented in Appendix C. The data was validated using the ADR software and a data validator. The ADR program had rejected a number of data based on the programmed criteria. After review of rejected data, the data validator concluded that the data rejected was in fact valid, and re-qualified the data. Explanations of all changes to the ADR data by the validator are presented in the ADR files.

Thirty six wells were sampled during a five day sampling event. During this event, seven trip blanks were submitted for volatile analysis and transported to the lab with the associated vials for volatile analysis. Five trip blanks were sent to STL and two trip blanks were sent to GPL. Four field duplicates were collected on two separate days in order to assess the quality and consistency of sample collection. Project requirements of 10% field duplicates were met for this sampling event. In addition, four laboratory splits were collected and analyzed on two days of sampling in order to assess the quality and consistency of the laboratory analysis. Project requirements of 10% laboratory splits were met for this sampling event.

Laboratory analyses were performed analytical batches in order to maximize efficiency and group quality control requirements. Method blanks, laboratory control samples, and laboratory control duplicates were analyzed at a frequency of 1:20 (5%) samples, or in each analytical batch whichever was greater. Sufficient volume was provided to the laboratory in order to assess matrix spike analysis on project samples at a frequency of 1:10 (10%) samples. Matrix spike/matrix spike duplicate analysis was performed by the laboratory as batch quality control at a frequency of 1:10 (10%).

Field quality control and laboratory quality control results were evaluated as part of the verification and validation assessment provided in Appendix C. Project requirements were met for the frequency and quality of these samples. Samples have been appropriately identified as trip blanks, field duplicates, and splits in the ADR software, and evaluation of these samples was performed by the validator as well as the ADR software.

A discrepancy between the bottle labels and the chain of custody was noted for samples collected from Load Line 1 on July 11, 2005 and received in the lab on July 12, 2005. The sample IDs on the chain of custody and the bottles did not agree with one another. A “mw” designation for “monitoring well” had been left off the chain of custody. The lab, without consultation of field personnel, arbitrarily used the chain of custody sample IDs. Therefore, all forms generated by the lab for this July 11, 2005 sampling date, do not have the MW designation. Electronic transmission of data to ADR has been manually changed by the validator to reflect the MW designation and remain consistent with all other

sampling events performed during this quarter and previous quarters. The correct sample numbers were used for the summary tables (Tables 3-3, 3-4, 3-6, 3-7, and 3-8) and Data Verification/Validation Reports (Appendix C).

Rejected data is discussed in the Data Verification/Validation Reports contained in Appendix C. LCS Percent recoveries of SVOC acid/phenol compounds and acid/phenol surrogates did not meet method criteria in the initial analysis of some samples. The samples were re-extracted, and re-analyzed. The LCS and acid phenol surrogates were acceptable in the batch QC during the re-analysis, however, some samples had poor surrogate recoveries of acid/phenol surrogates and thus the re-analysis was also rejected. In some instances, the lab was able to perform a third extraction. The lab performed these re-extractions when sufficient quantity was available. However, sufficient volume did not exist to re-analyze all samples. Field personnel collected volumes as specified by the laboratory, and sufficient quantity was provided for these types of encounters. However, due to another problem with explosive analysis by method 8330, and the multiple extractions which were already performed for SVOC analysis by method 8270, sufficient volume did not remain to analyze these samples again.

4.0 REFERENCES

Portage Environmental, 2004. *RVAAP Facility Wide Groundwater Monitoring Program Plan*.

SAIC, 2001. *RVAAP Facility Wide Sampling and Analysis Plan/Quality Assurance Project Plan.*

SAIC/REIMS, 2005. *Table of Reported Construction Depths from REIMS Information.*

SpecPro, Inc., 2005. *Facility Wide Groundwater Monitoring Program Report on the April 2005 Sampling Event, Ravenna Training and Logistics Site / Ravenna Army Ammunition Plant, Ravenna, Ohio.*

APPENDIX A

FIELD LOG BOOK SHEETS

This page intentionally left blank

TASK TEAM ACTIVITY LOG SHEET

PROJECT NAME: RVAAP Facility-Wide Groundwater Monitoring Program

Date (mm/dd/yy): 2/13/05 Su M Tu (W) Th F Sa PAGE____ OF ____

Task Team Members:

AMY HEIDENREICH

Narrative (include time and location):

10:25 ARRIVE @ Well # BKG-004
13.33' DEPTH TO WATER
22.27' DEPTH TO BOTTOM (SOFT)
10:38 BEGAN PURGING WELL
10:50 BEGAN FULL SUITE SAMPLING OF SAMPLE I.D. fwGBKGmw-004C-0047-GW ; fwGBKG mw-004C-0047-GF; EXP., PROP., TAL METALS, CN, SVOC, PCB, PEST, VOC
11:23 CLEANED SITE & EQUIPMENT
11:30 LEFT SITE

SPRAYED OUTER WELL CASING W/RAID WASP & HORNET SPRAY (271)
Well was capped w/INNER CASING. TUBING DID NOT CONTACT SPRAY.
EPA Reg. NO 4822-271 EPA EST. NO 4822-WI-1 NO CFCs
* SEE INGREDIENTS BELOW

Daily Weather Conditions: A.M. 81° Partly Cloudy, No wind

P.M. ____

Recorded By Amy Heidenreich QA Checked By Al Bullington

* WASP SPRAY INGREDIENTS: Tetramethrin 0.20%
(3-phenoxy(phenol)methyl (+) cis-trans-3-(2-2, dichloroethenyl) 0.20%
2-2, dimethyl cyclopropane carboxylate 99.60%
INERT INGREDIENTS: contains petroleum distillates

Appendix A

Page 4

WELL PURGE RECORD

PROJECT NAME: Facility-Wide Groundwater Monitoring Program

WELL NUMBER AND LOCATION: BKG-004 PAGE _____ OF _____

DATE	TIME	GALLONS REMOVED	TOTAL GALLONS REMOVED	pH (Standard Units)	TEMP (C)	SPECIFIC CONDUCTIVITY (µMHOS/CM)	DISSOLVED OXYGEN (mg/L)	TURBIDITY (NTU)	COMMENTS
7/13/05	10:38	INITIAL	0	6.30	14.44	171	11.90	315.0	13.38
	10:41	0.25	0.25	5.81	12.81	184	10.75	298.0	13.34
	10:43	0.25	0.50	5.48	12.34	191	10.50	293.0	13.34
	10:45	0.25	0.75	5.42	12.16	197	10.38	281.0	13.39
	10:47	0.25	1.00	5.45	12.13	201	10.30	280.0	13.35

RECORDED BY: Amy Henderson 7/13/05
(Signature and Date)

QA CHECK BY: QA Brilley 7/14/05
(Signature and Date)

TASK TEAM ACTIVITY LOG SHEET

PROJECT NAME: RVAAP Facility-Wide Groundwater Monitoring Program

Date (mm/dd/yy): 7/12/05 Su M (Tu) W Th F Sa PAGE 1 OF 2

Task Team Members:

Randy Howard

Narrative (include time and location):

11:20 Arrive at well BKG-005

DTW = 13.54'

DTB = 20.84' + 0.12' = 20.96' Solid bottom

Begin Purge @ 11:35

12:10 start sampling sampling TD = FWGBKG-mw-005C-048GW and FWGBKG-mw-005C-048F; Exp, Prop, TAL Metal, CN, SVOC, PCB, Pest, VOC,

12:40 Begin decon

12:55 Clean up site, load equipment + leave

Daily Weather Conditions: A.M. Overcast, 85°F, slight breeze

P.M.

Recorded By Randy Howard QA Checked By Al Billings

Appendix A

Page 6

WELL PURGE RECORD

PROJECT NAME: Facility-Wide Groundwater Monitoring Program

WELL NUMBER AND LOCATION: BKG-005

DATE	TIME	GALLONS REMOVED	TOTAL GALLONS REMOVED	pH (Standard Units)	TEMP (C)	SPECIFIC CONDUCTIVITY (µMHOS/CM)	DISSOLVED OXYGEN (mg/L)	TURBIDITY (NTU)	COMMENTS
7/12/05	11:42	0.5	0.5	6.68	17.07	777	2.80 ~~999~~ RH	999	13.54', Controller = 30 PSI
	11:47	0.5	1.0	6.64	14.44	775	2.89	986	13.68'
	11:50	0.5	1.5	6.63	13.42	765	2.90	767	13.75'
	11:53		1.5	6.63	13.06	761	2.87	547	13.75
	11:55	0.25	1.75	6.63	12.99	758	2.82	394	13.70
	11:58	0.25	2.0	6.64	12.87	757	2.79	340	13.74
	12:00		2.0	6.64	12.85	755	2.70	326	13.72
	12:03	0.25	2.25	6.65	12.86	753	2.87	317	13.73
	12:06	0.25	2.5	6.64	12.74	752	2.83	327	13.75

RECORDED BY: Randy Howard 7/12/05
(Signature and Date)

QA CHECK BY: QA Bullington 7-13-05
(Signature and Date)

TASK TEAM ACTIVITY LOG SHEET

PROJECT NAME: RVAAP Facility-Wide Groundwater Monitoring Program

Date (mm/dd/yy): 7/12/05 Su M Tu W Th F Sa PAGE____ OF ____

Task Team Members:

Amy Heidenreich

Narrative (include time and location):

15:26 ARRIVE @ WELL # BKG-006
22.52' DEPTH TO WATER
37.68' DEPTH TO BOTTOM (BOTTOM SOFT, SILT)
16:00 BEGAN PURGING WELL
16:20 BEGAN FULL SUITE ~~+ MS/MSD~~ aah 7/12/05
~~FULL SUITE~~ aah 7/12/05 SAMPLING OF SAMPLE I.D. FWGBKGMW-006C-0003-GW + FWGBKGMW-006C-0003-GF : EXP, PROP, TAL METALS, CN, SVOC, PCB, PEST, VOC
16:48 CLEANED EQUIPMENT & SITE
16:52 LEFT SITE

15:55 HAD TO GO BACK TO 1036 for VIALS
15:55 Return to Well # BKG-006

Daily Weather Conditions: A.M. _____

P.M. Partly Sunny 86°

Recorded By Amy Heidenreich QA Checked By Al Bullington

Appendix A

WELL PURGE RECORD

PROJECT NAME: Facility-Wide Groundwater Monitoring Program

WELL NUMBER AND LOCATION: BKG-006 PAGE ____ OF ____

DATE	TIME	GALLONS REMOVED	TOTAL GALLONS REMOVED	pH (Standard Units)	TEMP (C)	SPECIFIC CONDUCTIVITY (µMHOS/CM)	DISSOLVED OXYGEN (mg/L)	TURBIDITY (NTU)	COMMENTS DEPTH TO WATER (feet)
7/12/05	4:09	INITIAL	0	7.43	16.61	521	6.56	-5.0	22.57
	4:11	0.25	0.25	6.45	13.68	573	5.40	-5.0	22.61
	4:13	0.25	0.50	6.27	12.79	565	5.41	-5.0	22.62
	4:15	0.25	0.75	6.22	12.27	566	5.62	-5.0	22.58
	4:18	0.50	1.25	6.40	12.04	571	5.53	-5.0	

RECORDED BY: Amy Medwick 7/12/05 (Signature and Date)

QA CHECK BY: Al Bullington 7-13-05 (Signature and Date)

TASK TEAM ACTIVITY LOG SHEET

PROJECT NAME: RVAAP Facility-Wide Groundwater Monitoring Program

Date (mm/dd/yy): 7/13/05 Su M Tu (W) Th F Sa PAGE____ OF ____

Task Team Members:

AMY HEIDENREICH

Narrative (include time and location):

9:14 ARRIVE @ WELL BKG-008
16.20' DEPTH TO WATER
27.42' DEPTH TO BOTTOM (SOFT-SILTY)
9:28 BEGAN PURGING WELL
9:44 BEGAN FULL SUITE SAMPLING of
SAMPLE I.D.# FWGBKGMW-008C-0050-GW &
FWGBKGMW-008C-0050-GF: VOC, EXP,
PROP, TAL METALS, CN, SVOC, PCB, PEST
10:15 CLEANED EQUIPMENT & SITE
10:23 LEFT SITE

Daily Weather Conditions: A.M. 77° Partly Cloudy

P.M. _____

Recorded By Amy Heidenreich QA Checked By QA Building

WELL PURGE RECORD

PROJECT NAME: Facility-Wide Groundwater Monitoring Program

WELL NUMBER AND LOCATION: BKG-008 PAGE ____ OF ____

DATE	TIME	GALLONS REMOVED	TOTAL GALLONS REMOVED	pH (Standard Units)	TEMP (C)	SPECIFIC CONDUCTIVITY (µMHOS/CM)	DISSOLVED OXYGEN (mg/L)	TURBIDITY (NTU)	COMMENTS (Depth to water (Feet))
7/13/05	9:29	INITIAL	0	6.63	12.18	254	8.81	102.0	~~15.44~~ 16.44 after 7/13/05
	9:33	0.25	0.25	6.04	11.94	253	7.78	39.6	~~15.49~~ 16.49 after 7/13/05
	9:36	0.25	0.50	5.81	11.97	255	7.53	31.7	16.48
	9:38	0.25	0.75	5.77	11.88	255	7.24	35.8	16.42
▼	9:40	0.25	1.00	5.78	12.06	256	7.30	31.3	16.43

RECORDED BY: Ann Heidrich 7/13/05
(Signature and Date)

QA CHECK BY: QA Bulling 7/14/05
(Signature and Date)

TASK TEAM ACTIVITY LOG SHEET

PROJECT NAME: RVAAP Facility-Wide Groundwater Monitoring Program

Date (mm/dd/yy): 06/21/05 Su M (Tu) W Th F Sa PAGE____ OF ____

Task Team Members:

Al Brillinger

Narrative (include time and location):

10:00 Arrive BKGmw-010

clear brush - on site to check silt/sand accum. in well

depth to water = 15.87' from toic (Top of inner casing)

depth to bottom = ~~21.96~~ 22.08' AB 6/30/05 from toic (hard bottom)

bailed 10 bailers - clear water

pH = 6.43

cond - 0.215

turbidity = 59

DO = 15.20

temp = 11.8°C

bottom of well reached w/ bailer - hard - no silt/sand noted

Depth to bottom = ~~21.96~~ 22.08' AB 6/30/05 toic

10:36 lv site

Daily Weather Conditions: A.M. sunny 70's

P.M. ____

Recorded By Al Brillinger QA Checked By [signature]

TASK TEAM ACTIVITY LOG SHEET

PROJECT NAME: RVAAP Facility-Wide Groundwater Monitoring Program

Date (mm/dd/yy): 7-14-05 Su M Tu W Th F Sa PAGE____ OF ____

Task Team Members:

Kathy Eck

Narrative (include time and location):

9:15 arrive at BKG-10 none taken - well ran dry

PTW 17.15' PTB 21.98' AB 22.10 corrected for probe length below zero mark

9:28 Begin purging

AB 7/15/05 9:45 Rick Hackett & John Jent of USACE on site to observe sampling

9:50 Begin full suite sampling

FWGBKMW-010C-0051-~~MS/MSD~~ GW AB 7/15/05

+ FWGBKGMW-010C-0051-~~MS/MSD~~ GF AB 7/15/05

EXP, prop, TAL, CN, SVOC, PCB, Pest, VOC

AB 7/15/05

planned MS/MSD sample collection cancelled due to insufficient groundwater volume in monitoring well.

11:30 clean site/equip.

11:40 left site

Well runs dry quickly. Had to turn off pump to allow for recharge. Could only get 54 AB 7/15/05 ambers.

Daily Weather Conditions: A.M. Cloudy 80's

P.M.

Recorded By Kathy Eck QA Checked By Al Brillinger

Kee 7-14-05 ~~MS/MSD~~

WELL PURGE RECORD

PROJECT NAME: Facility-Wide Groundwater Monitoring Program

WELL NUMBER AND LOCATION: BKG-10

PAGE _____ OF _____

DATE	TIME	GALLONS REMOVED	TOTAL GALLONS REMOVED	pH (Standard Units)	TEMP (C)	SPECIFIC CONDUCTIVITY (µMHOS/CM)	DISSOLVED OXYGEN (mg/L)	TURBIDITY (NTU)	COMMENTS PTW
7/14/05	9:31	1/4 gal.	0.25	6.56	23.35	0.00	~~3~~ 10.77	321.0	17.38
	9:33	1/4 gal.	0.5	6.51	20.77	0.00	11.66	330.0	17.55
	9:35	1/4 gal.	0.75	6.59	18.93	0.00	12.19	341.0	17.68
	9:37	1/4 gal	1.0	6.63	17.96	0.00	12.50	346.0	17.86
	9:39	1/4 gal	1.25	6.67	16.65	0.00	12.89	355.0	18.13
	9:41	1/4 gal.	1.50	6.72	15.49	0.00	13.75	362.0	18.47
	9:44	1/2 gal.	~~7.7~~ AB 7/15/05 2.0	6.73	14.99	0.00	13.77	365.0	18.69

RECORDED BY: Kathy Eck 7-14-05
(Signature and Date)

QA CHECK BY: Al Brillinger 7-15-05
(Signature and Date)

TASK TEAM ACTIVITY LOG SHEET

PROJECT NAME: RVAAP Facility-Wide Groundwater Monitoring Program

Date (mm/dd/yy): 7-12-05 Su M Tu W Th F Sa PAGE_____ OF _____

Task Team Members:

Kathy Eck

Narrative (include time and location):

@ 1421 Arrive at well BKG-13
DTW 12.22' DTB 27.95'
1452 Begin purging well
1510 Begin full suite sampling
FWGBKGmw-013c-053-GW
and FWGBKGmw-013C-0053-GR
EXP, PROP, TAL, GN, SVOC, PCB, PEST, VOC
collect samples
1539 ~~1539~~ Clean site / equip.
1555 left site

* This page mistakenly filled out on the back of field notes for BKGmw-012. See section BKGmw-013 for purging records for this sampling event ABB 7-13-05

Daily Weather Conditions: A.M. _____

P.M. Sunny 90's round

Recorded By Kathy Eck QA Checked By Al Billings

TASK TEAM ACTIVITY LOG SHEET

PROJECT NAME: RVAAP Facility-Wide Groundwater Monitoring Program

Date (mm/dd/yy): 7/14/05 Su M Tu W (Th) F Sa PAGE 1 OF 2

Task Team Members:

Randy Hoard

Narrative (include time and location):

14:45 Arrive at well BKG-12 (Split)

DTW 10.79

DTB 62.09 + 0.12' = 62.21' Soft bottom

15:08 Begin purging

15:40 Begin sampling. Sample ID FWGBKGmw-012G-0052-GW + FWGBKGmw-012G-0052GF Split samples (2 labs). Tests: Exp, prop, TAL metals, CN, SVOC, PCB, Pest VOC Note: Rained during split sample

16:45 Begin decon + cleanup

17:00 Leave site.

RLH 7-14-05

Daily Weather Conditions: A.M. _____

P.M. 80's, overcast, chance of rain / Rained

Recorded By Randy Hoard QA Checked By Al Bullington

WELL PURGE RECORD

PROJECT NAME: Facility-Wide Groundwater Monitoring Program

WELL NUMBER AND LOCATION: BKG-12

DATE	TIME	GALLONS REMOVED	TOTAL GALLONS REMOVED	pH (Standard Units)	TEMP (C)	SPECIFIC CONDUCTIVITY (µMHOS/CM)	DISSOLVED OXYGEN (mg/L)	TURBIDITY (NTU)	COMMENTS
7/14/05	15:17	0.75	0.75	7.21	13.61	513	12.90	568	11.71'
	15:20	0.25	1.0	7.22	13.18	508	14.61	539	12.65'
	15:23	0.25	1.25	7.23	12.83	506	14.87	482	12.95'
	15:26	0.25	1.50	7.24	12.59	504	14.03	459	13.21'
	15:29	0.25	1.75	7.26	12.47	503	11.78	449	13.43'
	15:32	0.25	2.0	7.29	12.38	502	8.69	435	13.61'
	15:34	-	2.0	7.31	12.33	500	6.94	420	13.67'
	15:37	0.25	2.25	7.33	12.31	502	4.56	448	13.85'

RECORDED BY: Randy Hoard 7/14/05
(Signature and Date)

QA CHECK BY: Al Bullington 7-15-05
(Signature and Date)

TASK TEAM ACTIVITY LOG SHEET

PROJECT NAME: RVAAP Facility-Wide Groundwater Monitoring Program

Date (mm/dd/yy): 7-12-05 Su M (Tu) W Th F Sa PAGE____ OF ____

Task Team Members:

Narrative (include time and location):

BKGmw-013 -

Field notes for this sampling event mistakenly written on the back of field notes for BKGmw-012. (See section BKGmw-012 for BKGmw-013 7-12-05 field notes)

Daily Weather Conditions: A.M. _____

P.M. _____

Recorded By AL Bullington QA Checked By _____

WELL PURGE RECORD

PROJECT NAME: Facility-Wide Groundwater Monitoring Program

WELL NUMBER AND LOCATION: BKG-13 PAGE _____ OF _____

DATE	TIME	GALLONS REMOVED	TOTAL GALLONS REMOVED	pH (Standard Units)	TEMP (C)	SPECIFIC CONDUCTIVITY (µMHOS/CM)	DISSOLVED OXYGEN (mg/L)	TURBIDITY (NTU)	COMMENTS DTW
7/12/05	1453	1/8 gal.		6.92	18.73	0.999	1.20	728.0	12.31
	1456	1/8 gal		7.00	17.62	.617	0.00	508.0	12.31
	1459	1/8 gal		7.06	17.63	0.592	0.00	452.0	12.31
	1502	1/8 gal		7.06	17.59	.532	0.00	356.0	12.31
	1505	1/8 gal.		7.05	17.69	.515	0.00	357.0	12.36

RECORDED BY: Kathy Eck 7-12-05
(Signature and Date)

QA CHECKED BY: Al Bullington 7-13-05
(Signature and Date)

TASK TEAM ACTIVITY LOG SHEET

PROJECT NAME: RVAAP Facility-Wide Groundwater Monitoring Program

Date (mm/dd/yy): 7/12/05 Su M (Tu) W Th F Sa PAGE____ OF ____

Task Team Members:

Amy Heidenreich

Narrative (include time and location):

9:00 ARRIVE @ WELL # BKG-015

41.39' DEPTH TO WATER

53.73' DEPTH TO BOTTOM (Bottom Silty)

12:35 BEGAN FULL SUITE SAMPLING of SAMPLE I.D. fwGBKGMW-015C-0008-GW : fwGBKGMW-015C-0008-GF: EXP, TBOP, TAL METALS, CN, SVOCs, PCB, PEST, VOC

7/13/05 14:22 CLEANED SITE : EQUIPMENT

14:30 LEFT SITE

12:07 BEGAN PURGING WELL

9:05 LEFT SITE DUE TO WASPS IN WELL COVER. WILL HAVE SPRAYED W/ WASP SPRAY : SAMPLE LATER - 10:30 sprayed 1 instant burst (<0.5 second) of RAID Wasp : Hornet Killer into top of outer casing. Inner casing was capped : tubing lid not contact spray. See below for product details

11:45 ~~ARRIVE~~ AB leave @ Well # BKG-015

Daily Weather Conditions: A.M. 83° Partly Sunny, No WIND

P.M. _____

Recorded By Amy Heidenreich QA Checked By QA Bulling

EPA Reg. No 4822-271
EPA Est. No 4822-WI-1

Ingredients: Tetramethrin 0.20%
(3-phenoxyphenyl)methyl(±)cis-trans-3-(2,2-dichloroethenyl)-2,2-dimethylcyclopropanecarboxylate 0.20%
Inert Ingred. 99.60%
contains petroleum distillates

WELL PURGE RECORD

PROJECT NAME: Facility-Wide Groundwater Monitoring Program

WELL NUMBER AND LOCATION: BKG-015 PAGE _____ OF _____

DATE	TIME	GALLONS REMOVED	TOTAL GALLONS REMOVED	pH (Standard Units)	TEMP (C)	SPECIFIC CONDUCTIVITY (µMHOS/CM)	DISSOLVED OXYGEN (mg/L)	TURBIDITY (NTU)	COMMENTS Depth to Water (feet)
7/12/05	12:11	INITIAL 0	0	6.87	17.56	225	1.39	110.0	49.79'
	12:14	0.25	0.25 ~~0.25~~	6.62	15.02	272	0.87	37.1	50.06
	12:17	0.25	0.50	6.39	14.28	274	0.81	41.9	METER CAN'T READ
	12:20	0.25	0.75	6.34	15.16	275	0.44	67.4	METER CAN'T READ
	12:23	0.25	1.00	6.34	15.92	271	0.60	52.9	METER CAN'T READ
	12:26	0.25	1.25	6.36	17.15	271	0.96	41.0	METER CAN'T READ
	12:28	0.10	1.35	6.43	15.02	270	1.63	164	METER CAN'T READ
	12:31	0.25	1.60	6.40	13.60	273	0.90	140	METER CAN'T READ
	12:33	0.10	1.70	6.43	13.21	274	1.27	90.6	METER CAN'T READ
	12:34	0.10	1.80	6.46	13.11	274	1.37	78.1	METER CAN'T READ
	12:35	0.10	1.90	6.50	13.03	273	1.49	77.16	METER CAN'T READ

RECORDED BY: Amy Underwood 7/12/05 (Signature and Date)

QA CHECK BY: QA Bullang 7-13-05 (Signature and Date)

TASK TEAM ACTIVITY LOG SHEET

PROJECT NAME: RVAAP Facility-Wide Groundwater Monitoring Program

Date (mm/dd/yy): 7-12-05 Su M Tu W Th F Sa PAGE____ OF ____

Task Team Members:

Cathy Eck

SPLIT

Narrative (include time and location):

10:50 arrive at BK6-16
DTW 7.79' DTB ~~21.16~~ 21.28' AB 7/13/04
corrected for probe length below zero mark

11:28 Begin purging

11:45 Begin full suite sampling of FWGBK6 mw-016C-0855-GWS and FWGBK6mw-016C-0855-GFS EXP, PROP, TAL, CN, SVOC, PCB, Pest, VOC

12:35 Cleaned equip/site

12:49 left site

Daily Weather Conditions: A.M. Hazy 80s

P.M.

Recorded By Cathy Eck QA Checked By Al Bullington

Appendix A

Page 22

WELL PURGE RECORD

PROJECT NAME: Facility-Wide Groundwater Monitoring Program

WELL NUMBER AND LOCATION: BKG-16 Split

PAGE _____ OF _____

DATE	TIME	GALLONS REMOVED	TOTAL GALLONS REMOVED	pH (Standard Units)	TEMP (C)	SPECIFIC CONDUCTIVITY (µMHOS/CM)	DISSOLVED OXYGEN (mg/L)	TURBIDITY (NTU)	COMMENTS DTW
7/14/05	11:30	1/8 gal.	0.125	5.67	20.33	0.205	0.38	220.0	8.09
	11:33	1/8 gal.	0.25	5.39	19.28	0.222	0.00	172.0	8.14
	11:36	1/4 gal.	~~0.3~~ AR 7/15/05 0.5	5.24	18.85	0.200	0.00	130.0	8.18
	11:39	1/4 gal	0.75	5.08	18.65	0.179	0.00	99.6	8.19
	11:41	1/8 gal.	0.875	4.94	18.20	0.179	0.00	88.9	8.11

RECORDED BY: Kathy Eck 7-12-05
(Signature and Date)

QA CHECK BY: Al Brilliyn 7/15/05
(Signature and Date)

TASK TEAM ACTIVITY LOG SHEET

PROJECT NAME: RVAAP Facility-Wide Groundwater Monitoring Program

Date (mm/dd/yy): 06/20/05 Su (M) Tu W Th F Sa PAGE____ OF ____

Task Team Members:

Al Brillinger

Narrative (include time and location):

11:40 Arrive @ BKGmw-017

Depth to water: 18.07'

Depth to bottom: ~~35.9~~ 36.02' AB 6/30/05 (soft)

- bail well to remove silt/sand

- bailed ~ 10 gallons till hard bottom reached, also bailed dry

- Depth to bottom ~~35.95~~ 36.07' toic AB 6/30/05 Top of inner casing

- Hard bottom reached... water removed = v. sandy silty. gray

- Horiba U-10 readings

pH = 7.32

cond = 0.817

turbidity = 242

DO = 14.57

temp = 15.1°C

Depth to bottom = ~~35.95~~ 36.07', AB 6/30/05 toic (hard bottom)

lv 12:25

Daily Weather Conditions: A.M. sunny 75°

P.M. ____

Recorded By Al Brillinger QA Checked By [signature]

TASK TEAM ACTIVITY LOG SHEET

PROJECT NAME: RVAAP Facility-Wide Groundwater Monitoring Program

Date (mm/dd/yy): 7/12/05 Su M (Tu) W Th F Sa PAGE 1 OF 2

Task Team Members:

Randy Howard

Narrative (include time and location):

9:15 Arrive at well BKG-017.
DTW 19.44'
DTB 35.88 + 0.12' = 36.00' Solid bottom
9:43 Start purging.
10:20 Began sampling. Full suite.
Sampling ID FWGBKGmw-017C-0056-GW
and FWGBKGmw-017C-056-GF: Exp, Prop, TAL
ABB 7/13/05
metals, CN, ~~Nitrate~~, SVOC, Pest, PCB, VOC.
11:00 Finish Decon
11:10 Clean area and leave

Daily Weather Conditions: A.M. Overcast, 80°F, Breezy

P.M. _____

Recorded By Randy Howard QA Checked By Al Bullyan.

WELL PURGE RECORD

PROJECT NAME: Facility-Wide Groundwater Monitoring Program

WELL NUMBER AND LOCATION: BKG-017 PAGE 2 OF 2

DATE	TIME	GALLONS REMOVED	TOTAL GALLONS REMOVED	pH (Standard Units)	TEMP (C)	SPECIFIC CONDUCTIVITY (µMHOS/CM)	DISSOLVED OXYGEN (mg/L)	TURBIDITY (NTU)	COMMENTS
7-12-05	9:46	0.25	0.25	6.51	13.43	873	unstable	695	19.60'
	9:49	0.50	0.75	6.55	13.12	1090	"	777	19.62'
	9:52	0.25	1.00	6.66	12.99	1090	"	700	19.62'
	9:54	0.50	1.50	6.55	12.66	875	0.00-3.07	646	—
	9:56	0.25	1.75	6.60	12.69	875	0.00-2.77	800	19.75'
	10:01	0.25	2.00	6.76	12.50	999	0.00-2.79	565	0.080 L/cycle X 5 cycle/min (RLH) = 0.4 L/min 19.78'
	10:04	0.25	2.25	6.77	12.37	999	0.64-2.81	514	—
	10:06	—	2.25	6.79	12.42	1090	0.00-2.80	498	19.81
	10:09	0.25	2.50	6.81	12.27	1090	0.00-2.70	481	—
	10:11		2.50	6.75	12.38	1080	0.00-2.68	488	19.82

RECORDED BY: Randy Howard 7/12/05
(Signature and Date)

QA CHECK BY: Al Bulley 7-13-05
(Signature and Date)

TASK TEAM ACTIVITY LOG SHEET

PROJECT NAME: RVAAP Facility-Wide Groundwater Monitoring Program

Date (mm/dd/yy): 7/12/05 Su M (Tu) W Th F Sa PAGE____ OF ____

Task Team Members:

Amy Heidenreich

Narrative (include time and location):

9:30 ARRIVE @ WELL BKG-018 9:50 sprayed for Wasps*

15.54' DEPTH TO WATER

AB* 27.63 ~~27.5'~~ DEPTH TO BOTTOM (Bottom Hard) * corrected for probe length below zero mark

10:15 BEGAN PURGING WELL

10:32 BEGAN FULL SUITE SAMPLING: FULL SUITE MS/MSD SAMPLING OF SAMPLE I.D. FWGBKGMW-018C-0011-GW & FWGBKGMW-018C-0011-GF: EXP., PROP., TAL METALS, CN, SVOC, PCB, PEST, VOC

11:28 CLEANED EQUIPMENT & SITE

11:39 LEFT SITE

* sprayed 1 instant burst into top of outer (outer) casing. Casing was open, inner casing was capped. Tubing did not come in contact with spray. RAID wasp and hornet Killer (27) (see below for ingredients) EPA Reg. No 4822-271 EPA Est No. 4822-WI-1 NO CFCs

Daily Weather Conditions: A.M. 85° Partly Sunny

P.M. ____

Recorded By Amy Heidenreich QA Checked By AL Bullenger

Wasp spray ingredients Tetramethrin 0.20%

(3-phenoxylphenol) methyl (±) cis-trans-3-(2,2 dichloroethenyl)-2,2-dimethylcyclopropane carboxylate 0.20%

Inert ingredients (contains petroleum distillates) 99.60%

WELL PURGE RECORD

PROJECT NAME: Facility-Wide Groundwater Monitoring Program

WELL NUMBER AND LOCATION: BKG-018 PAGE _____ OF _____

DATE	TIME	GALLONS REMOVED	TOTAL GALLONS REMOVED	pH (Standard Units)	TEMP (C)	SPECIFIC CONDUCTIVITY (µMHOS/CM)	DISSOLVED OXYGEN (mg/L)	TURBIDITY (NTU)	COMMENTS DEPTH TO WATER
7/12/05	10:18	0.25	0.25	5.73	12.62	297	7.46	31.5	16.06
	10:21	0.25	0.50	5.60	12.10	299	7.36	32.1	16.04
	10:23	0.25	0.75	5.57	11.99	304	7.10	32.7	16.16
	10:25	0.25	1.00	5.61	11.83	312	6.93	32.0	16.17
	10:27	0.25	1.25	5.62	11.73	316	6.77	31.5	16.19

RECORDED BY: Amy Uiderich 7/12/05
(Signature and Date)

QA CHECK BY: Al Brillinger 7-13-05
(Signature and Date)

TASK TEAM ACTIVITY LOG SHEET

PROJECT NAME: RVAAP Facility-Wide Groundwater Monitoring Program

Date (mm/dd/yy): 7-12-05 Su M Tu W Th F Sa PAGE____ OF ____

Task Team Members:

Kathy Eck

Narrative (include time and location):

9:00 arrive at BKG-19 tubing fall on down well DTW 18.75' ~~DTB~~ AB 7/13/05

9:31 Began purging

9:53 Began full suite sampling of FWGBKGmw-019c-0058-GW and FWGBKGmw-019c-0058-GF

10:25 cleaned equip/site.

10:40 left site

Daily Weather Conditions: A.M. Cloudy 80s

P.M. ____

Recorded By Kathy Eck QA Checked By Al Bulley

Appendix A

WELL PURGE RECORD

PROJECT NAME: Facility-Wide Groundwater Monitoring Program

WELL NUMBER AND LOCATION: BKG-19 PAGE _____ OF _____

DATE	TIME	GALLONS REMOVED	TOTAL GALLONS REMOVED	pH (Standard Units)	TEMP (C)	SPECIFIC CONDUCTIVITY (µMHOS/CM)	DISSOLVED OXYGEN (mg/L)	TURBIDITY (NTU)	COMMENTS DTW
7/12/05	9:37	1/8 gal.	0.125	7.03	18.54	0.911	0.97	88.6	18.99
	9:40	1/16 gal.	0.18	6.83	16.47	0.839	0.00	202	18.98
	9:43	1/16 gal.	0.24	6.82	15.00	0.729	0.00	161.0	18.96
	9:46	1/8 gal	0.365	6.92	14.61	0.700	0.00	124.0	18.98
Lee 7-12-05	9:49	1/8 gal.	0.49	6.96	14.29	0.695	0.00	120.0	18.93

RECORDED BY: Kathy Eck 7-12-05
(Signature and Date)

QA CHECK BY: Al Bullington 7/13/05
(Signature and Date)

TASK TEAM ACTIVITY LOG SHEET

PROJECT NAME: RVAAP Facility-Wide Groundwater Monitoring Program

Date (mm/dd/yy): 7/13/05 Su M Tu W Th F Sa PAGE____ OF ____

Task Team Members:

AMY HEIDENREICH

Narrative (include time and location):

ARRIVE @ Well BKG-020 @ 14:37

11.47 DEPTH TO WATER

~~33.19~~ AB DEPTH TO BOTTOM 33.31' corrected for probe length below zero mark AB 7/14/05

15:06 BEGAN PURGING WELL

15:17 BEGAN FULL SUITE SAMPLING OF SAMPLE I.D. FWGBKGMW-020C-0059-GW & FWGBKGMW-020C-0059-GF & VOC, EXP, PROP, TAL METALS, CN, SVOC, PCB, PEST

15:44 Cleaned equipment & SITE

15:52 LEFT SITE

Daily Weather Conditions: A.M. _____

P.M. 91° HOT + HUMID

Recorded By Amy Heidenreich QA Checked By [signature]

WELL PURGE RECORD

PROJECT NAME: Facility-Wide Groundwater Monitoring Program

WELL NUMBER AND LOCATION: BKG-020

PAGE _____ OF _____

DATE	TIME	GALLONS REMOVED	TOTAL GALLONS REMOVED	pH (Standard Units)	TEMP (C)	SPECIFIC CONDUCTIVITY (µMHOS/CM)	DISSOLVED OXYGEN (mg/L)	TURBIDITY (NTU)	COMMENTS Depth to Water (Feet)
7/13/05	15:06	INITIAL	0	6.92	14.17	400	1.51	168.0	12.49
	15:08	0.25	0.25	6.57	12.53	390	0.00	158.0	12.82
	15:10	0.25	0.50	6.63	12.10	385	0.00	159.0	12.96
	15:12	0.25	0.75	6.72	11.90	382	0.00	169.0	13.19
	15:14	0.25	1.00	6.55	12.02	378	0.00	184.0	13.04

RECORDED BY: Amy Heidrich 7/13/05
(Signature and Date)

QA CHECK BY: Al Brilling 7/14/05
(Signature and Date)

TASK TEAM ACTIVITY LOG SHEET

PROJECT NAME: RVAAP Facility-Wide Groundwater Monitoring Program

Date (mm/dd/yy): 7/13/05 Su M Tu (W) Th F Sa PAGE____ OF ____

Task Team Members:

AMY HEIDENREICH

Narrative (include time and location):

8:35 ARRIVE @ Well BKG-021 12:49 Returned to Well

AB 14.06' DEPTH TO WATER

AB 7/14/05 corrected for probe length below zero mark

AB 7/13/05 21.34' DEPTH TO BOTTOM 21.46

13:03 ~~15:15~~ BEGAN PURGING WELL

13:15 BEGAN FULL SUITE SAMPLING

FULL SUITE DUPLICATE SAMPLING OF → FWGBKGmw-021C-0088

SAMPLE ID.* FWGBKGMW-021C-0000-GW ; FWGBKGMW-021C-0000-GF : EXP., PROP, TAL METALS, CN, SVOC, PCB PEST, VOC

14:10 CLEANED SITE ; EQUIPMENT

14:19 LEFT SITE

8:45 Well delayed due to tubing too far down well. Tubing had to be fished out.

SPRAYED WELL BKG-021 W/ RAID WASP ; HORNET SPRAY (221) WELL WAS CAPPED W/ INNER CASING. TUBING DIDN'T CONTACT SPRAY. EPA REG NO. 4822-271 EPA EST. NO 4822-WI-1. NO CCCS. See INGREDIENTS BELOW

Daily Weather Conditions: A.M. 75° PARTLY CLOUDY (AM 7/15/05 Left Well)

P.M. Returned @ 12:49 96° HOT + HUMID

Recorded By Amy Heidenreich QA Checked By QA Bulling

*WASP SPRAY INGREDIENTS: Tetramethrin 0.20% (3-phenoxylphenyl) methyl (+) cis-trans-3-(2,2-dichloroethenyl)-2,2 dimethylcyclopropane carboxylate 0.20%

INERT INGREDIENTS: contains petroleum distillates 99.60%

WELL PURGE RECORD

PROJECT NAME: Facility-Wide Groundwater Monitoring Program

WELL NUMBER AND LOCATION: BL2-021 PAGE _____ OF _____

DATE	TIME	GALLONS REMOVED	TOTAL GALLONS REMOVED	pH (Standard Units)	TEMP (C)	SPECIFIC CONDUCTIVITY (µMHOS/CM)	DISSOLVED OXYGEN (mg/L)	TURBIDITY (NTU)	COMMENTS Depth to Water (feet)
7/13/05	1303	INITIAL	0	7.09	18.21	765	8.81	105.0	14.56
	1305	~~0.25 cum~~ 0.25	0.25	6.65	14.78	691	9.36	95.8	14.88
	1307	0.25	0.50	6.77	12.91	684	9.84	105.0	15.02
	1310	0.25	0.75	6.97	12.59	664	9.81	103.0	15.24
	1312	0.25	1.00	6.99	12.57	666	9.82	101.1	15.18

RECORDED BY: Amy Hedrick 7/13/05
(Signature and Date)

QA CHECK BY: CO Bulling 7/14/05
(Signature and Date)

TASK TEAM ACTIVITY LOG SHEET

PROJECT NAME: RVAAP Facility-Wide Groundwater Monitoring Program

Date (mm/dd/yy): 7/11/05 Su (M) Tu W Th F Sa PAGE____ OF ____

Task Team Members:

Amy Henderson

Narrative (include time and location):

ARRIVE @ WELL, 14:45 UL1-078
Depth to Water 28.80
Depth to Bottom ~~41.24~~ 41.36' corrected for length of probe below zero mark 7/12/05 AB
15:09 BEGAN PURGING WELL
15:24 BEGAN Full SUITE SAMPLING OF SAMPLE # FWBALLMW-078C-0015 GW ; FWBALLMW-078C-0015-GF ; TESTING FOR : EXP, PROP, TAL Metals, CN, SVOC, PCB, PEST, VOC
15:50 END SAMPLING & Clean SITE
16:00 LEFT SITE

Daily Weather Conditions: A.M. <

P.M. Sunny 92° NO WIND

Recorded By Amy Henderson QA Checked By AD Bulling

WELL PURGE RECORD

PROJECT NAME: Facility-Wide Groundwater Monitoring Program

WELL NUMBER AND LOCATION: LL1.080 078 AB

PAGE _____ OF _____

DATE	TIME	GALLONS REMOVED	TOTAL GALLONS REMOVED	pH (Standard Units)	TEMP (C)	SPECIFIC CONDUCTIVITY (µMHOS/CM)	DISSOLVED OXYGEN (mg/L)	TURBIDITY (NTU)	COMMENTS Depth to water
7/11/05	15:09	INITIAL	0	6.54	16.38	363	9.39	-5.0	28.80
	15:12	0.25	0.25	5.91	14.09	328	10.05	-5.0	28.95
	15:15	~~0.25 gal~~	0.50	5.167	12.89	315	10.18	-5.0	28.97
	15:18	0.25	0.75	5.76	12.30	311	10.03	-5.0	28.95
▼	15:21	0.25	1.00	5.90	12.18	310	9.84	-5.0	

RECORDED BY: Amy Murdock 7/11/05
(Signature and Date)

QA CHECK BY: DD Bullington 7/12/05
(Signature and Date)

TASK TEAM ACTIVITY LOG SHEET

PROJECT NAME: RVAAP Facility-Wide Groundwater Monitoring Program

Date (mm/dd/yy): 7-11-05 Su M Tu W Th F Sa PAGE____ OF ____

Task Team Members:

Kathy Eck

Narrative (include time and location):

1:58 arrive at LL1 MW-80

DTW 11.89'

DTB 22.44'

22.32
0.12
44

2:32 Began purging well

2:50 Began collecting sampling ID FWGLL1mw80C-0062-GW and FWGLL1mw-080C-0062-GF

Sampled for EXP, PROP, TAL, CN, Nitrate, SVOC/PCB/Pest, VOC

3:40 cleaned site & equip.

3:55 left site

Daily Weather Conditions: A.M. _____

P.M. Sunny 95°F

Recorded By Kathy Eck QA Checked By Al Bulley

WELL PURGE RECORD

PROJECT NAME: Facility-Wide Groundwater Monitoring Program

WELL NUMBER AND LOCATION: LL1 MW-80

PAGE _____ OF _____

DATE	TIME	GALLONS REMOVED	TOTAL GALLONS REMOVED	pH (Standard Units)	TEMP (C)	SPECIFIC CONDUCTIVITY (µMHOS/CM)	DISSOLVED OXYGEN (mg/L)	TURBIDITY (NTU)	COMMENTS
7/11/05	2:32	1/4 Gal	0.25	7.53	20.76	Lee 7-11-05 ~~0.658~~	6.93	243	~~Lee 7-11-05 0.93~~ DTW 12.48
	2:35	1/4 gal.	0.5	5.99	19.80	0.199	6.73	66.9	12.82
	2:39	1/8 gal.	0.625	5.76	19.61	0.183	6.80	43.9	12.74
	2:43	1/8 gal	0.75	5.79	19.38	0.183	6.70	26.3	13.10
	2:46	1/8 gal	0.875	5.68	18.89	0.188	6.65	21.1	13.42
	2:48	1/8 gal.	1.0	5.60	18.65	0.201	6.11	15.7	13.64

RECORDED BY: Kathy Eck 7-11-05
(Signature and Date)

QA CHECK BY: Al Bullinger 7/12/05
(Signature and Date)

TASK TEAM ACTIVITY LOG SHEET

PROJECT NAME: RVAAP Facility-Wide Groundwater Monitoring Program

Date (mm/dd/yy): 7/11/05 Su (M) Tu W Th F Sa PAGE 1 OF 2

Task Team Members:

Randy Hoard

Al B.

Narrative (include time and location):

14:55 Arrived at LL1MW083

DTW 29.64'

DTB 41.48' + 0.12 = 41.60'. Slightly soft (little)

16:05 ~~1st~~ 2nd Start purging. Delay due to wrong air hose.

16:08 compressor failed (overheat).

16:18 Began full sampling and duplicate

17:00 Done Sampling - Cleanup

Sampling ID FWGLL1mw-083C-0063G-W/F

and FWGLL1mw-083C-0063G-W/F (Duplicate)

SVP, PROP, TAL, CN, SVOC, Pest, and VOC

17:10 IV site

Daily Weather Conditions: A.M. _____

P.M. Sunny, hot (85°F) Slight breeze.

Recorded By Randy Hoard QA Checked By Al Bulling

WELL PURGE RECORD

PROJECT NAME: Facility-Wide Groundwater Monitoring Program

WELL NUMBER AND LOCATION: LL/MW083 PAGE 2 OF 2

DATE	TIME	GALLONS REMOVED	TOTAL GALLONS REMOVED	pH (Standard Units)	TEMP (C)	SPECIFIC CONDUCTIVITY (µMHOS/CM)	DISSOLVED OXYGEN (mg/L)	TURBIDITY (NTU)	COMMENTS Depth to water (ft)
7/11/05	15:47	Initial Start up							
	15:51	0.25		4.91	16.70	302	4.58	999 RPT ~~16.40~~	
	~~15:55~~	Stopped + pulled pump to check for leaks							
	16:00	Start again							.088 X 4 L/min = 352 L/min
	16:05	~~1.5~~ → ~~1.5~~		3.91	12.88	291	3.11	999	
	16:07			3.48	12.52	278	2.71	999	
	16:08	Compressor failed. Put on spool from AES vehicle							
	16:14		2.0	3.53	13.11	291	2.51	999	
	16:15			3.49	12.53	272	2.34		
	16:16		2.5	3.46	12.34	276	2.13		
	16:18			3.44	12.20	278	1.99		30.02'
	17:00	Near end of sampling							30.22'

RECORDED BY: Randy Howard 7/11/05 (Signature and Date)

QA CHECK BY: A. Bullion 7/12/05 (Signature and Date)

TASK TEAM ACTIVITY LOG SHEET

PROJECT NAME: RVAAP Facility-Wide Groundwater Monitoring Program

Date (mm/dd/yy): 7/12/05 Su M (Tu) W Th F Sa PAGE 1 OF 2

Task Team Members:

Randy Hoard

Narrative (include time and location):

14:00 Arrived at well LL2-059. AL B. cleared brush around well.

DTW ~~12.66~~ 12.06 AB 7/13/05 → At top of outside casing. Has to be corrected RLH 7-12-05

DTB 22.42 +0.12' = ~~22.54~~ 22.66 AB 7/13/05 Slightly soft.

Start purging at 14:24

15:00 Begin sampling. Sample ID FWGLL2MW-059C-0064-GW and FWGLL2-MW059C-0064GF. Samples for Exp. Prop, TAL metals, CN, SVOC/PCB, Pest, and VOC. Sample (split) samples as well (Same tests).

15:57 Begin Decon/cleanup. Grass/fibers was on the pump when pulled.

16:10 Clean site. Leave

Daily Weather Conditions: A.M. _____

P.M. Overcast, 85°F slight breeze

Recorded By Randy Hoard QA Checked By Al Bullington

WELL PURGE RECORD

PROJECT NAME: Facility-Wide Groundwater Monitoring Program

WELL NUMBER AND LOCATION: LL 2059

PAGE 2 OF 2

DATE	TIME	GALLONS REMOVED	TOTAL GALLONS REMOVED	pH (Standard Units)	TEMP (C)	SPECIFIC CONDUCTIVITY (µMHOS/CM)	DISSOLVED OXYGEN (mg/L)	TURBIDITY (NTU)	COMMENTS
7/12/05	14:29 (RLH)		0.5	5.88	15.00	229	1.84	837	13.10' DTW
	14:33		1.0	5.60	14.51	236	3.57	999	13.23'
	14:37		1.25	5.52	14.46	238	2.29	999	13.25'
	~~14:42~~ 14:39	RLH 7/12/05	2.00	5.48	14.17	242	1.96	999	13.32'
	14:45		—	5.46	14.12	247	2.13	999	—
	14:49		2.5	5.46	13.96	251	1.89	999	13.33'
	14:52		2.75	5.46	13.94	252	1.94	999	13.34'
	14:55		3.00	5.46	13.90	253	2.06	999	13.34

RECORDED BY: Randy Howard 7/12/05
(Signature and Date)

QA CHECK BY: [signature] 7-13-05
(Signature and Date)

TASK TEAM ACTIVITY LOG SHEET

PROJECT NAME: RVAAP Facility-Wide Groundwater Monitoring Program

Date (mm/dd/yy): 7/11/05 Su M Tu W Th F Sa PAGE____ OF ____

Task Team Members:

Amy Heidenreich

Narrative (include time and location):

16:27 ARRIVE @ WELL LL2-262
9.82 Depth to Water
~~22.67~~ Depth to Bottom * 22.74 corrected for length of probe below zero pt. AB 7/12/05
16:50 BEGAN PURGING WELL
17:00 BEGAN FULL SUITE SAMPLING OF SAMPLE # fwgll2mw-262c-0065-GW & fwgll2mw-262c-0065-GF ; EXP., PROP, TAL METALS, CN, SVOC, PLB, PEST, VOC
17:00 BEGAN FULL SUITE DUPLICATE SAMPLING OF SAMPLE I.D. # fwgll2mw-262c-0065-GW : fwgll2mw-262c-0065-GF
17:59 Cleaned equipment & SITE
18:04 LEFT SITE

Daily Weather Conditions: A.M. _____

P.M. SUNNY 91° NO WIND

Recorded By Amy Heidenreich QA Checked By AB Bailey

Appendix A

Page 43

WELL PURGE RECORD

PROJECT NAME: Facility-Wide Groundwater Monitoring Program

WELL NUMBER AND LOCATION: LL2 - 262

PAGE _____ OF _____

DATE	TIME	GALLONS REMOVED	TOTAL GALLONS REMOVED	pH (Standard Units)	TEMP (C)	SPECIFIC CONDUCTIVITY (µMHOS/CM)	DISSOLVED OXYGEN (mg/L)	TURBIDITY (NTU)	COMMENTS
7/11/05	16:50	INITIAL	0	5.80	17.02	330	6.72	638.0	Depth to water 9.82
	16:52	0.25	0.25	5.17	14.89	353	8.95	161.0	10.02
	16:54	0.25	0.50	5.12	14.19	370	8.28	276.0	10.13
	16:56	0.25	0.75	5.12	13.88	383	8.85	154.0	10.12
	16:58	0.25	1.00	5.30	13.57	391	9.10	109.0	10.14

RECORDED BY: Amy Frederick 7/11/05
(Signature and Date)

QA CHECK BY: AC Bullinger 7-12-05
(Signature and Date)

TASK TEAM ACTIVITY LOG SHEET

PROJECT NAME: RVAAP Facility-Wide Groundwater Monitoring Program

Date (mm/dd/yy): AB 06/26/21/05 Su M Tu W Th F Sa PAGE_____ OF _____
Task Team Members:

Al Brillinger

Narrative (include time and location):

11:00 Arrive LL2mw-263

- check silt/sand accumulation

depth to water = 8.40' toic (top of inner casing)

depth to bottom = ~~22.74~~ 22.86', AB 6/30/05 toic soft/hard

bailed 10 bails of redbrown, then gray silty water

pH 7.61

cond 0.237

turbidity >999

Do = 14.33

temp: 12.0°C

depth to bottom = ~~22.77~~ 22.89', AB 6/30/05 toic (hard)

11:45 N site

Daily Weather Conditions: A.M. sunny · 70's

P.M. _____

Recorded By Al Brillinger QA Checked By [signature]

TASK TEAM ACTIVITY LOG SHEET

PROJECT NAME: RVAAP Facility-Wide Groundwater Monitoring Program

Date (mm/dd/yy): 7/15/05 Su M Tu W Th (F) Sa PAGE____ OF ____

Task Team Members:

AMY HEIDENREICH

Narrative (include time and location):

10:07 ARRIVE @ WELL LL2-263
10.29' DEPTH TO WATER
22.85' DEPTH TO BOTTOM (SOFT/SILTY)
10:24 BEGAN PURGING WELL
10:41 BEGAN FULL SUITE SAMPLE & FULL SUITE MS/MSD SAMPLE of SAMPLE I.D. FWGLL2MW-263C-00606-GW & FWGLL2MW-263C-00606-GF: EXP, PROP, TAL METALS, CN, SVOC, PCB, PEST, VOC
10:28 CLEANED EQUIPMENT & SITE
11:35 LEFT SITE

Daily Weather Conditions: A.M. 78° HUMID & PARTLY SUNNY

P.M. _____

Recorded By Amy Heidenreich QA Checked By Al Brillinger

Appendix A

Page 46

WELL PURGE RECORD

PROJECT NAME: Facility-Wide Groundwater Monitoring Program

WELL NUMBER AND LOCATION: LL2-263

PAGE _____ OF _____

DATE	TIME	GALLONS REMOVED	TOTAL GALLONS REMOVED	pH (Standard Units)	TEMP (C)	SPECIFIC CONDUCTIVITY (µMHOS/CM)	DISSOLVED OXYGEN (mg/L)	TURBIDITY (NTU)	COMMENTS Depth to Water (Feet)
7/15/05	10:26	INITIAL	0	7.04	15.06	225	4.40	775.0	10.34
	10:28	0.25	0.25	6.71	14.22	230	1.64	~~776.0~~ 776.0	10.33
	10:30	0.25	0.50	6.34	13.50	234	0.71	770.0	10.36
	10:32	0.25	0.75	6.20	12.99	239	0.11	590.0	10.36
	10:34	0.25	1.00	6.19	12.71	240	0.00	487.0	10.39
	10:36	0.25	1.25	6.17	12.63	237	0.00	484.0	10.40
▼	10:38	0.25	1.50	6.16	12.53	239	0.00	473.0	10.87

RECORDED BY: Ann Hudnick 7/15/05
(Signature and Date)

QA CHECK BY: QC Brillinger 7-18-05
(Signature and Date)

TASK TEAM ACTIVITY LOG SHEET

PROJECT NAME: RVAAP Facility-Wide Groundwater Monitoring Program

Date (mm/dd/yy): 7-14-05 Su M Tu W (Th) F Sa PAGE 1 OF 2

Task Team Members:

Randy Hoard

Narrative (include time and location):

9:10 Arrive at well LL3-238 ~~(Split)~~ RLH

DTW 18.52'

DTB 23.24' + 0.12' = 23.36' Solid bottom

9:32 Start purging. Lowered pump to 1-2' above bottom.

10:20 Start sampling. Sample ID FWGLL3mw-238C-0067-TRW and FWGLL3mw-238C-0067-GF

1 cooler ~~Split sampled (2 labs)~~ RLH 7-14-05. Tests: Exp, Resp, for STL TAL metals, CN, SVOC, PCB, Pest, VOC.

11:01 Running out of water. Pump is on the bottom of well. Only able to get samples for STL.

11:20 Begin decon + cleanup gear.

11:30 Leave site

~~Note: Tubing~~ RLH 7-14-05

Daily Weather Conditions: A.M. 80°F, muggy, Overcast

P.M. _____

Recorded By Randy Hoard QA Checked By Al Bulling.

WELL PURGE RECORD

PROJECT NAME: Facility-Wide Groundwater Monitoring Program

WELL NUMBER AND LOCATION: LL3-238

PAGE 2 OF 2

DATE	TIME	GALLONS REMOVED	TOTAL GALLONS REMOVED	pH (Standard Units)	TEMP (C)	SPECIFIC CONDUCTIVITY (µMHOS/CM)	DISSOLVED OXYGEN (mg/L)	TURBIDITY (NTU)	COMMENTS DTW (ft)
7/14/05	9:55	0.75	0.75	6.80	13.56	272	~~999~~ 11.29 RH	999	18.92'
–	9:58	0.25	1.00	6.53	12.40	263	12.20	549	19.37'
	10:01	0.25	1.25	6.36	12.31	262	11.36	511	19.63'
	10:05	0.25	1.5	6.20	12.26	261	9.42	425	19.90'
	10:08	0.25	2.0	6.12	12.20	264	8.83	425	20.06'
	10:11	0.25	2.25	6.06	12.20	266	8.61	472	20.30'
	10:13	0.25	2.50	6.03	12.05	266	8.61	500	20.38'

RECORDED BY: Randy Hoard 7/14/05
(Signature and Date)

QA CHECK BY: Al Brillinger 7-15-05
(Signature and Date)

TASK TEAM ACTIVITY LOG SHEET

PROJECT NAME: RVAAP Facility-Wide Groundwater Monitoring Program

Date (mm/dd/yy): 7/14/05 Su M Tu W (Th) F Sa PAGE 1 OF 2

Task Team Members:

Randy Hoard

Narrative (include time and location):

11:45 Arrive at well LL3-242

DTW 17.07

DTB 22.40 + 0.12' = 22.52'

12:08 start purge

12:45 Begin sampling, Sampling ID

FWG-LL3mw-2422-0068-GW + FWG-LL3mw-2422-0068-GF. Tests: Exp, Prop, TAL metals, CN, SVOC, PCB, Pest, VOC

13:20 Start decon + cleanup

13:27 Leave site

Daily Weather Conditions: A.M. _____

P.M. 80's, Partly cloudy, humid

Recorded By Randy Hoard QA Checked By Al Bullington

WELL PURGE RECORD

PROJECT NAME: Facility-Wide Groundwater Monitoring Program

WELL NUMBER AND LOCATION: LL3-242

PAGE 2 OF 2

DATE	TIME	GALLONS REMOVED	TOTAL GALLONS REMOVED	pH (Standard Units)	TEMP (C)	SPECIFIC CONDUCTIVITY (µMHOS/CM)	DISSOLVED OXYGEN (mg/L)	TURBIDITY (NTU)	COMMENTS
7/14/05	12:19	1.0	1.0	5.18	14.06	243	~~3.12~~ 11.61 RH 7-15-05	312	17.67' DTW
	12:22	0.5	1.5	5.18	14.14	244	10.19	283	17.70'
	12:25	0.25	1.75	5.18	14.26	243	7.62	270	17.76'
	12:28	0.25	2.00	5.18	14.08	242	5.30	256	—
	12:33	0.25	2.25	5.16	13.90	244	3.52	237	17.96'
	12:36	0.25	2.50	5.16	14.15	242	2.88	250	17.95'
	12:39	—	2.50	5.15	14.58	243	2.49	220	17.97'
	12:42	0.25	2.75	5.18	14.43	243	~~2.42~~ 2.28 RH 7-15-05	212	18.02

RECORDED BY: Randy Howard 7/14/05
(Signature and Date)

QA CHECK BY: RH Bullington 7-15-05
(Signature and Date)

TASK TEAM ACTIVITY LOG SHEET

PROJECT NAME: RVAAP Facility-Wide Groundwater Monitoring Program

Date (mm/dd/yy): 06/21/05 Su M (Tu) W Th F Sa PAGE____ OF ____

Task Team Members:

Al Brillinger

Narrative (include time and location):

11:55 Arrive LL4mw-198

- check silt/sand accumulation

- clear brush

Depth to water = 7.72' toic (Top of PVC casing)

Depth to bottom = ~~21.22~~ 21.34' AB 6/30/05 (soft)

Depth to bottom = 21.93' toic after 10 bails (bottom soft/hard) 22.05' AB 6/30/05

Depth to bottom = ~~21.93'~~ 22.05' AB 6/30/06 toic after 20 bails (hard bottom)

pH = 6.91

cond 0.248

turbidity 363

DO 17.26

temp 12.3

13:00 lv site

Daily Weather Conditions: A.M. Sunny - 70's

P.M. ____

Recorded By Al Brillinger QA Checked By [signature]

TASK TEAM ACTIVITY LOG SHEET

PROJECT NAME: RVAAP Facility-Wide Groundwater Monitoring Program

Date (mm/dd/yy): 7/13/05 Su M Tu (W) Th F Sa PAGE 1 OF 2

Task Team Members:

Randy Howard

Narrative (include time and location):

9:29 Arrive at well LL4-198. Pack in equipment.

DTW ~~9:74~~ 9.02' to inside casing. ~~Soft~~ bottom

DTB 21.61' + 0.12' = 21.73'

4:53 Start purging

10:25 Began sampling. Sample ID FWGLL4mw-198C-0069GW + FWGLL4mw-198C-0069GF

Tests: Exp, Pmos, TAL metals, CN, SVOC, PCB, Pests VOC.

10:48 Begin packing out after sampling.

11:04 Decon pump at truck. Leave site.

Note for future: can use a handcart on concrete path.

Daily Weather Conditions: A.M. 85°F, Partly cloudy

P.M.

Recorded By Randy Howard QA Checked By Al Bulley

WELL PURGE RECORD

PROJECT NAME: Facility-Wide Groundwater Monitoring Program

WELL NUMBER AND LOCATION: LL4-198

PAGE 2 OF 2

DATE	TIME	GALLONS REMOVED	TOTAL GALLONS REMOVED	pH (Standard Units)	TEMP (C)	SPECIFIC CONDUCTIVITY (µMHOS/CM)	DISSOLVED OXYGEN (mg/L)	TURBIDITY (NTU)	COMMENTS
7/13/05	9:58		0.5	5.47	13.17	333	1.11	999	8.95'
	10:01		1.0	5.20	12.98	337	1.06	999	9.75'
	10:07		1.5	5.11	13.50	343	1.11	999	9.81' → stopped & changed battery before this reading
	10:10		1.75	5.09	12.83	343	1.12	999	9.82'
	10:13		2.0	5.08	12.875	343	1.13	999	9.83'
	10:16		2.25	5.07	12.77	345	1.12	992	9.85'
	10:19		2.50	5.07	12.75	348	1.20	998	9.87
	10:47	After sampling						690	—

RECORDED BY: Randy Hoard 7/13/05
(Signature and Date)

QA CHECK BY: [signature] 7.14.05
(Signature and Date)

TASK TEAM ACTIVITY LOG SHEET

PROJECT NAME: RVAAP Facility-Wide Groundwater Monitoring Program

Date (mm/dd/yy): 7/13/05 Su M Tu (W) Th F Sa PAGE 1 OF 2

Task Team Members:

Randy Hoard

Narrative (include time and location):

11:10 AM Arrive at well LL4-199. Clean well of weeds + brush.

DTW 7.22'

DTB 23.19 + 0.12 = ~~23.31~~ 23.31' (RLN) 7-13-05 Solid

11:41 Begin Purging.

12:20 Start ~~Sampling~~. Sample ID FWGLL4mw-199C-0070-GW + FWGLL4mw-199C-8070GF Full suite and duplicate samples for 8260, Prop, TAL metal, CN, ~~SVOC~~; PCB, Pest, VOC. (FWGLL4mw-199C-0089-gw ; gf)

13:08 Done sampling + start decon + Site cleanup

13:20 Leave site

Daily Weather Conditions: A.M. 85°F, Overcast

P.M.

Recorded By Randy Hoard QA Checked By AD Bulling.

WELL PURGE RECORD

PROJECT NAME: Facility-Wide Groundwater Monitoring Program

WELL NUMBER AND LOCATION: LL4-199

PAGE 2 OF 2

DATE	TIME	GALLONS REMOVED	TOTAL GALLONS REMOVED	pH (Standard Units)	TEMP (C)	SPECIFIC CONDUCTIVITY (µMHOS/CM)	DISSOLVED OXYGEN (mg/L)	TURBIDITY (NTU)	COMMENTS
7/13/05	11:45	0.25	0.25	6.57	13.58	680	9.11	854	9.68'
	11:58	1.75, AB 1.50	1.75, AB ~~2.00~~	6.73	12.95	663	0.53	948	12.91'
	12:01	0.25	2.00 ~~2.25~~ AB	6.80	12.88	664	0.50	999	13.18'
	12:04	0.25	2.25	6.88	12.73	664	0.51	999	13.51'
	12:08	0.25	2.50	6.98	13.02	663	0.61	999	13.75'
	12:11	0.25	2.75	7.00	13.13	662	0.66	999	13.88'

RECORDED BY: Randy Hoard 7/13/05
(Signature and Date)

QA CHECK BY: A Bullington 7-14-05
(Signature and Date)

TASK TEAM ACTIVITY LOG SHEET

PROJECT NAME: RVAAP Facility-Wide Groundwater Monitoring Program

Date (mm/dd/yy): 06/20/05 Su (M) Tu W Th F Sa PAGE_____ OF _____
Task Team Members:

Al Brillinger

Narrative (include time and location):

14:20 Arrive LL11mw-002

re-development / silt/sand removal

Depth to water = 3.62'

Depth to bottom = ~~16.40~~ 16.52' AB 6/30/05 (hard)

reported cons. depth = 19.70

bailed dry (~10 bailers) · hard bottom reached (bottom of constructed well.)

depth to bottom = 16.52 AB 6/30/05 16.40' below TOIC - hard bottom

(TOIC = Top of inner casing)

pH = 7.86

cond = 0.514

turbidity = 270

DO = 16.89

temp = 13.9

14:45 LV LL11mw-002

Daily Weather Conditions: A.M. _____

P.M. Sunny upper 70's

Recorded By Al Brillinger QA Checked By _____

TASK TEAM ACTIVITY LOG SHEET

PROJECT NAME: RVAAP Facility-Wide Groundwater Monitoring Program

Date (mm/dd/yy): 7-13-05 Su M Tu (W) Th F Sa PAGE____ OF ____

Task Team Members:

Kathy Eck

Narrative (include time and location):

lee 7-13-05

9:10 arrive at LL-11-002

DTW 4.63' DTB 15.40' 16.52 AB

corrected for probe length & transcription error 7/14/05

9:35 Begin purging

9:57 Begin full suite sampling

FWBLL11mw-002C-0071GW &

FWBLL11mw-002C-0071-GF

Exp., Prop., TAL, CN, SVOC, PCB, Pest, VOC

12:26 Cleaned equip/site

12:38 Left site

Well pumped dry 4 times. Let it recharge. Slow to no recharge.

Daily Weather Conditions: A.M. sunny 90°F

P.M. ____

Recorded By Kathy Eck QA Checked By Al Bulley

WELL PURGE RECORD

PROJECT NAME: Facility-Wide Groundwater Monitoring Program

WELL NUMBER AND LOCATION: LL11-002 PAGE _____ OF _____

DATE	TIME	GALLONS REMOVED	TOTAL GALLONS REMOVED	pH (Standard Units)	TEMP (C)	SPECIFIC CONDUCTIVITY (µMHOS/CM)	DISSOLVED OXYGEN (mg/L)	TURBIDITY (NTU)	COMMENTS DTW
Lee 7-13-05 7/13/05	9:36	1/8 gal	0.125	7.10	17.65	.903	0.20	<5.0	5.32
	9:39	1/8 gal.	0.25	6.88	17.12	.846	0.00	98.0	6.22
	9:42	1/8 gal.	0.375	6.74	17.50	.653	1.60	351.0	7.42
	9:45	1/4 Gal.	0.625	6.96	17.59	.635	2.05	411.0	8.55
	9:48	1/4 Gal	0.75	6.97	16.92	.648	~~1.39~~ Lee 7-13-05	-5.0	9.79
	9:51	1/4 Gal.	1.0	6.99	15.99	.658	0.09	-5.0	10.70
	9:54	1/2 gal.	1.5	7.07	16.65	.670	1.85	-5.0	10.83

RECORDED BY: Kathey Eck 7-13-05 (Signature and Date)

QA CHECK BY: Al Bulley 7-14-05 (Signature and Date)

TASK TEAM ACTIVITY LOG SHEET

PROJECT NAME: RVAAP Facility-Wide Groundwater Monitoring Program

Date (mm/dd/yy): 06/20/05 Su (M) Tu W Th F Sa PAGE____ OF ____

Task Team Members:

Al Brillinger

Narrative (include time and location):

14:50 Arrive @ LL11mw-007

- check depth to bottom - redevelopment / silt & sand removal

depth to water = 14.59' top of inner casing

depth to bottom = ~~25.25~~ 25.37', AB 6/30/05 TOIC (hard)

bailed ~ 10 bailers - bottom hard

bailed water = silty red, brown, then dark gray

pH = 7.89

cond 0.621

turbidity = 999

DO = 17.81

temp = 13.4

depth to bottom = ~~25.25~~ 25.37' AB 6/30/05 TOIC (hard - bottom of cons. well)

15:30 lv site

Daily Weather Conditions: A.M. _____

P.M. sunny - upper 70's

Recorded By Al Brillinger QA Checked By [signature]

TASK TEAM ACTIVITY LOG SHEET

PROJECT NAME: RVAAP Facility-Wide Groundwater Monitoring Program

Date (mm/dd/yy): 7-13-05 Su M Tu W Th F Sa PAGE____ OF ____

Task Team Members:

Kathy Eck

Narrative (include time and location):

KEE 7-13-05 1307 arrive at LL11-007

DTW 15.54' DTB ~~25.25'~~ 25.37 AB 7/14/05 corrected for probe length below zero mark

KEE 7-13-05 1335 Begin purging

KEE 7-13-05 1349 Begin full suite sampling

FWG LL11mw-007C-0072-GW +

FWG LL11mw-007C-0072-GF

Exp., Prop., TAL, CN, SVOC,

PCB, Pest, VOC

KEE 7-13-05 1420 Cleaned site/equip

1435 left site

Daily Weather Conditions: A.M. _____

P.M. P. Cloudy - 96°F

Recorded By Kathy Eck QA Checked By Al Bullington

WELL PURGE RECORD

PROJECT NAME: Facility-Wide Groundwater Monitoring Program

WELL NUMBER AND LOCATION: LL11-007 PAGE _____ OF _____

DATE	TIME	GALLONS REMOVED	TOTAL GALLONS REMOVED	pH (Standard Units)	TEMP (C)	SPECIFIC CONDUCTIVITY (µMHOS/CM)	DISSOLVED OXYGEN (mg/L)	TURBIDITY (NTU)	COMMENTS DTW
7/13/05	1:35	1/4 gal.	0.25	7.30	15.55	0.893	0.00	457.0	15.94
	1:38	1/8 gal.	0.375	7.21	14.80	0.698	0.00	407.0	15.83
	1:41	1/4 Gal.	0.625	7.15	14.42	0.658	0.00	349.0	15.92
	1:43	1/4 Gal.	0.875	7.12	14.23	0.656	0.00	218.0	16.05
	1:46	1/4 gal.	1.125	7.10	14.04	0.660	0.00	180.0	16.05

RECORDED BY: Kathy Eck 7-13-05 (Signature and Date)

QA CHECK BY: Al Bullington 7-14-05 (Signature and Date)

TASK TEAM ACTIVITY LOG SHEET

PROJECT NAME: RVAAP Facility-Wide Groundwater Monitoring Program

Date (mm/dd/yy): 06/21/05 Su M (Tu) W Th F Sa PAGE_____ OF _____
Task Team Members:

Al Brillinger

Narrative (include time and location):

15:05 Arrive LL12mw-153

Depth to water: 5.32' toic

Depth to bottom = ~~25.04~~ 25.16' AB 6/30/05 toic (hard bottom)

remove 10 bailers - silty water

pH 7.47

cond 1.09

turb. >999

DO 14.97

temp 14.0

Depth to bottom = ~~25.04~~ 25.16' AB 6/30/05 toic hard bottom
(bottom PVC well)

lv site 15:30

Daily Weather Conditions: A.M. _____

P.M. Cloudy 70's

Recorded By Al Brillinger QA Checked By [signature]

TASK TEAM ACTIVITY LOG SHEET

PROJECT NAME: RVAAP Facility-Wide Groundwater Monitoring Program

Date (mm/dd/yy): 7/14/05 Su M Tu W (Th) F Sa PAGE____ OF ____

Task Team Members:

AMY HEIDENREICH

Narrative (include time and location):

9:10 ARRIVE @ WELL LL12-153
6.14' DEPTH TO WATER
25.06' DEPTH TO BOTTOM (SOFT)
9:28 BEGAN PURGING WELL
9:56 BEGAN FULL SUITE SAMPLE ; FULL SUITE SPLIT ~~OF~~ through SAMPLE OF SAMPLE I.D. FWGLL12MW-153C-0073-GW ; FWGLL12MW-153C-0073-GF : EXP, PROP, TAL METALS, CN, NITRATE, SVOC, PCB, PEST, VOC
10:53 CLEANED EQUIPMENT ; SITE
11:06 LEFT SITE

Daily Weather Conditions: A.M. 77° Cloudy

P.M. ____

Recorded By Amy Heidenreich QA Checked By AA Billings

WELL PURGE RECORD

PROJECT NAME: Facility-Wide Groundwater Monitoring Program

WELL NUMBER AND LOCATION: LL12-153

PAGE _____ OF _____

DATE	TIME	GALLONS REMOVED	TOTAL GALLONS REMOVED	pH (Standard Units)	TEMP (C)	SPECIFIC CONDUCTIVITY (µMHOS/CM)	DISSOLVED OXYGEN (mg/L)	TURBIDITY (NTU)	COMMENTS depth to water (feet)
7/14/05	9:28	INITIAL	0	7.14	16.10	1090	3.08	127.0	6.60
	9:31	0.25	0.25	6.79	14.37	1070	0.69	152.0	7.49
	9:33	0.25	0.50	6.89	14.02	1070	0.31	142.0	8.02
	9:35	0.25	0.75	6.93	13.84	1070	0.00	155.0	8.71
	9:37	0.25	1.00	6.95	13.59	1070	0.00	189.0	9.40
* WAITED A FEW MINUTES FOR WELL TO RECOVER BEFORE									
I BEGAN SAMPLING.									
	9:50	.10	1.00	6.94	13.41	1060	0.00	183.0	8.53

RECORDED BY: Amy Heidrich 7/14/05
(Signature and Date)

QA CHECK BY: [signature] 7/15/05
(Signature and Date)

TASK TEAM ACTIVITY LOG SHEET

PROJECT NAME: RVAAP Facility-Wide Groundwater Monitoring Program

Date (mm/dd/yy): 7-14-05 Su M Tu W (Th) F Sa PAGE____ OF ____

Task Team Members:

Kathy Eck

Lee 7-14-05

Narrative (include time and location):

12:34 arrive at LL12-182

DTW @ 10.32' DTB 38.14' 7/15/05 38.26 corrected for probe length below zero mark

12:56 Started purging

13:12 begin full suite sampling

FWGLL12-mw-182C-0074-GW

+ FWGLL12 mw-182C-0074 GF

Exp., Prop., TAL, CN, ~~NO3 Nitrate~~ Lee 7-14-05

SVOC, PCB, Pest. VOC Nitrate

14:00 Clean site/equip.

Lee 14:14 left site

7-14-05

Daily Weather Conditions: A.M. _____

P.M. P. sunny 86°F

Recorded By Kathy Eck QA Checked By Al Bullington

WELL PURGE RECORD

PROJECT NAME: Facility-Wide Groundwater Monitoring Program

WELL NUMBER AND LOCATION: LC 12-182 PAGE _____ OF _____

DATE	TIME	GALLONS REMOVED	TOTAL GALLONS REMOVED	pH (Standard Units)	TEMP (C)	SPECIFIC CONDUCTIVITY (µMHOS/CM)	DISSOLVED OXYGEN (mg/L)	TURBIDITY (NTU)	COMMENTS DTW
7/14/05	12:56	1/8 gal.	0.125	7.25	31.20	0.00	9.37	303.0	10.35
	12:59	1/8 gal	0.25	7.38	28.18	0.00	10.32	298.0	10.68
	13:02	1/8 gal	0.375	7.28	25.07	0.00	11.25	299.0	11.12
	13:05	1/4 gal.	0.625	7.26	22.64	0.00	11.84	315.0	11.54
	13:07	1/8 gal.	0.75	7.16	21.61	0.00	12.14	327.0	11.80
	13:09	1/4 gal.	1.0	7.07	21.03	0.00	~~12.3~~ 7-14-05 12.28	340.0	11.99

RECORDED BY: Kathy Eck 7-14-05
(Signature and Date)

QA CHECK BY: QA Bulley 7/15/05
(Signature and Date)

TASK TEAM ACTIVITY LOG SHEET

PROJECT NAME: RVAAP Facility-Wide Groundwater Monitoring Program

Date (mm/dd/yy): 06/21/05 Su M (Tu) W Th F Sa PAGE_____ OF _____
Task Team Members:

Al Brillinger

Narrative (include time and location):

14:30 Arrive LL12mw-183

- check silt/sand accumulation top of inner casing

Depth to water = 10.82' toic

Depth to bottom = ~~36.25~~ 36.37' AB 6/30/05 toic (hard)

- remove 10 bailers - silty water

pH 7.54

cond. 0.764

turb. 507

DO 15.42

temp 13.4

Depth to bottom = ~~36.25~~ 36.37' AB 6/30/05 toic - hard bottom

(bottom of PVC well)

1500 lv site

Daily Weather Conditions: A.M. AB clo

P.M. Cloudy - 70's

Recorded By Al Brillinger QA Checked By

TASK TEAM ACTIVITY LOG SHEET

PROJECT NAME: RVAAP Facility-Wide Groundwater Monitoring Program

Date (mm/dd/yy): 7-14-05 Su M Tu W (Th) F Sa PAGE____ OF ____

Task Team Members:

Kathy Eck

Narrative (include time and location):

7-14-05 1427 arrive at LL 12-183

DTW 12.05' DTB ~~36.25'~~ AB 36.37' corrected for probe length below zero mark

1452 Begin purging

1506 Begin Full suite sampling
FWGLL12mw-183C-0075-GW &
FWGLL12mw-183C-0075-GF
Exp, Prop, TAL, CN, Nitrate,
Nitrate, SVOC, PCB, Pest, VOC

1545 Begin cleansite/equip

1550 left site

Daily Weather Conditions: A.M. _____

P.M. Cloudy/sunny 90°F

Recorded By Kathy Eck QA Checked By Al Bulley

WELL PURGE RECORD

PROJECT NAME: Facility-Wide Groundwater Monitoring Program

WELL NUMBER AND LOCATION: LL 12 - 183 PAGE ____ OF ____

DATE	TIME	GALLONS REMOVED	TOTAL GALLONS REMOVED	pH (Standard Units)	TEMP (C)	SPECIFIC CONDUCTIVITY (µMHOS/CM)	DISSOLVED OXYGEN (mg/L)	TURBIDITY (NTU)	COMMENTS DTW
7/14/05	1452 Start	1/4 Gal	0.25	6.61	34.78	0.00	9.32	285.0	12.20
	1455	1/4 Gal.	0.5	6.59	30.25	0.00	11.08	278.0	12.58
	1458	1/4 Gal.	0.75	6.52	25.48	0.00	12.35	287.0	13.12
	1500	1/4 Gal.	1.0	6.61	23.40	0.00	12.85	302.0	13.43
	1502	1/4 Gal.	1.25	6.66	21.33	0.00	13.22	320.0	13.82

RECORDED BY: Kathy Eck 7-14-05
(Signature and Date)

QA CHECK BY: [signature] 7-15-05
(Signature and Date)

TASK TEAM ACTIVITY LOG SHEET

PROJECT NAME: RVAAP Facility-Wide Groundwater Monitoring Program

Date (mm/dd/yy): 06/21/05 Su M (Tu) W Th F Sa PAGE_____ OF _____
Task Team Members:

Al Brillinger

Narrative (include time and location):

15:40 Arrive LL12mw-186

- check silt/sand accumulation

Depth to water = 6.26' toic (top of inner casing)

Depth to bottom = 21.09' AB 6/30/05 20.97' toic - sediment on bottom - soft

bailed 8 full bailers : 2 3/4-full bailers of gray silty water - bailer on hard bottom of PVC well

pH 7.26

cond 1.04

turb > 999

DO 17.27

temp 11.9

Depth to bottom = 21.11' AB 6/30/05 20.99' toic - hard bottom bottom of PVC well

16:00 lv site

Daily Weather Conditions: A.M. _____

P.M. cloudy · 70's

Recorded By Al Brillinger QA Checked By [signature]

TASK TEAM ACTIVITY LOG SHEET

PROJECT NAME: RVAAP Facility-Wide Groundwater Monitoring Program

Date (mm/dd/yy): 7/13/05 Su M Tu (W) Th F Sa PAGE 1 OF 2

Task Team Members:

Randy Hoard

Narrative (include time and location):

14:25 Arrive at well LL12-186

DTW 7.74'

DTB 20.91' + 0.12' = 21.03'

14:44 Start purging

15:20 Begin sampling. Sample ID FWGLL12mw-186C-0076-GW + FWGLL12mw-186C-0076GF.

Tests: Exp, Prop, TAL metals, CN, Nitrate, SVOC, PCB, Pest, VOC

15:39 water flow slowed at end of sampling

15:55 Begin decon + cleanup

16:05 Leave site

~~16:05~~ (RLH) RLH 7-15-05

Daily Weather Conditions: A.M. _____

P.M. 90°F, Sunny to Partly Cloudy.

Recorded By Randy Hoard QA Checked By Al Bulley

WELL PURGE RECORD

PROJECT NAME: Facility-Wide Groundwater Monitoring Program

WELL NUMBER AND LOCATION: LL12-186

PAGE 2 OF 2

DATE	TIME	GALLONS REMOVED	TOTAL GALLONS REMOVED	pH (Standard Units)	TEMP (C)	SPECIFIC CONDUCTIVITY (µMHOS/CM)	DISSOLVED OXYGEN (mg/L)	TURBIDITY (NTU)	COMMENTS
7/13/05	14:55	1.5	1.5	6.55	15.00	1050	5.24	999	11.91'
	14:58	0.25	1.75	6.54	15.31	1030	4.77	999	12.31'
	15:02	0.25	2.00	6.54	13.36	1050	4.67	999	12.85'
	15:05	0.25	2.25	6.55	14.94	1070	4.33	999	13.12'
	15:08	0.25	2.50	6.55	14.56	1080	4.04	999	13.64'
	15:10	0.25	2.75	6.55	14.26	1080	3.87	999	13.95

RECORDED BY: Randy Hoard 7/13/05
(Signature and Date)

QA CHECK BY: [signature] 7-14-05
(Signature and Date)

TASK TEAM ACTIVITY LOG SHEET

PROJECT NAME: RVAAP Facility-Wide Groundwater Monitoring Program

Date (mm/dd/yy): 06/24/05 Su M Tu W Th (F) Sa PAGE____ OF ____

Task Team Members:

Al Brillinger

Narrative (include time and location):

0930 Arrive WBGmw-006

Depth to water = 8.08' toic (top of inner casing)

Depth to bottom = ~~20.13~~ 20.25' AB 6/30/05 TOIC (soft bottom)

bailed 10 bails of light brown silty water.

reached hard bottom

pH 7.95

cond 0.439

turbidity >999

DO 14.00

temp 12.2°c

Depth to bottom = ~~20.24~~ 20.33' AB 6/30/05 TOIC (hard bottom)

10:10 LV Site

Daily Weather Conditions: A.M. sunny - 70's

P.M. ____

Recorded By Al Brillinger QA Checked By [signature]

TASK TEAM ACTIVITY LOG SHEET

PROJECT NAME: RVAAP Facility-Wide Groundwater Monitoring Program

Date (mm/dd/yy): 7/14/05 Su M Tu W (Th) F Sa PAGE____ OF ____

Task Team Members:

Amy Heidenreich/

Narrative (include time and location):

15:04 ARRIVE @ WELL WBG-006
9.17 DEPTH TO WATER
20.28 DEPTH TO BOTTOM (SOFT)
15:15 BEGAN PURGING WELL
15:26 BEGAN FULL SUITE SAMPLE OF SAMPLE I.D. FWGWBGMW-006C-0080-GW & FWGWRGMW-006C-0080-GP: EXP., PROP, TAL METALS, CN, SVOC, PCB, PEST, VOC
15:56 CLEANED EQUIPMENT & SITE
16:04 LEFT SITE

Daily Weather Conditions: A.M. _____

P.M. 91° Hot & Humid, cloudy

Recorded By Amy Heidenreich QA Checked By QA Bulldog

WELL PURGE RECORD

PROJECT NAME: Facility-Wide Groundwater Monitoring Program

WELL NUMBER AND LOCATION: WBG-006

PAGE _____ OF _____

DATE	TIME	GALLONS REMOVED	TOTAL GALLONS REMOVED	pH (Standard Units)	TEMP (C)	SPECIFIC CONDUCTIVITY (µMHOS/CM)	DISSOLVED OXYGEN (mg/L)	TURBIDITY (NTU)	COMMENTS Depth to water (feet)
7/14/05	15:16	INITIAL	0	7.58	17.16	506	3.03	573.0	9.37
	15:18	0.25	0.25	7.36	14.36	471	0.27	435.0	9.39
	15:20	0.25	0.50	7.11	13.42	459	0.00	380.0	9.41
	15:22	0.25	0.75	7.05	12.88	449	0.00	376.0	9.48
	15:24	0.25	1.00	7.07	12.62	445	0.00	374.0	9.41

RECORDED BY: Amy Hendrick 7/14/05
(Signature and Date)

QA CHECK BY: CD Bullington 7/15/05
(Signature and Date)

TASK TEAM ACTIVITY LOG SHEET

PROJECT NAME: RVAAP Facility-Wide Groundwater Monitoring Program

Date (mm/dd/yy): 06/24/05 Su M Tu W Th F Sa PAGE____ OF ____

Task Team Members:

Al Brillinger

Narrative (include time and location):

10:15 Arrive WBGmw-007

Depth to water: 17.13' TOIC ← Top of inner casing

Depth to bottom: ~~26.36'~~ 26.48' AB 6/30/05 TOIC (hard bottom)

bailed 10 bails dark brown silty water - hard bottom reached

pH 7.84

cond 0.404

TURB > 999

DO 14.55

TEMP = 12.4°C

Depth to bottom = ~~26.36'~~ 26.48' AB 6/30/05 TOIC (hard bottom of PVC well reached)

10:35 lv site

Daily Weather Conditions: A.M. Sunny 70's

P.M. ____

Recorded By Al Brillinger QA Checked By [signature]

TASK TEAM ACTIVITY LOG SHEET

PROJECT NAME: RVAAP Facility-Wide Groundwater Monitoring Program

Date (mm/dd/yy): 7-15-05 Su M Tu W Th (F) Sa PAGE____ OF ____

Task Team Members:

Kathy Eck

Narrative (include time and location):

Lee 7-15-05

MS/MSD

8:25 arrive at WBG-~~09~~ 07
DTW 17.72' DTB 26.37' (Soft)

8:51 Begin purging

9:03 Begin full-suite sampling
FWGWBGmw-007C-0081GW +
FWGWBGmw-007C-0081-GF
EXP., PROP, TAL, CN, SVOC, PCB,
Pest, VOC

10:05 clean site/equip.

10:17 leave site

Daily Weather Conditions: A.M. cloudy 70's

P.M. ____

Recorded By Kathy Eck QA Checked By Al Bullington

WELL PURGE RECORD

PROJECT NAME: Facility-Wide Groundwater Monitoring Program

WELL NUMBER AND LOCATION: WBG-07 PAGE _____ OF _____

DATE	TIME	GALLONS REMOVED	TOTAL GALLONS REMOVED	pH (Standard Units)	TEMP (C)	SPECIFIC CONDUCTIVITY (µMHOS/CM)	DISSOLVED OXYGEN (mg/L)	TURBIDITY (NTU)	COMMENTS DTW
7/15/05	8:53	1/4 gal	0.25	7.70	15.95	0.519	1.19 ~~5.0~~	-5.0	17.85
	8:56	1/4 gal	0.50	7.51	15.08	0.531	0.23 7-15-05	-5.0	17.87
	8:58	1/4 gal	0.75	7.39	14.56	0.568	0.00	-5.0	17.86
	9:00	1/4 gal.	1.00	7.28	14.38	0.599	0.00	927.0	17.82
	9:02	1/4 gal.	1.25	7.18	14.29	0.610	0.00	787.0	17.90

RECORDED BY: Kathy Eck 7/15/05
(Signature and Date)

QA CHECK BY: Al Bullock 7-18-05
(Signature and Date)

TASK TEAM ACTIVITY LOG SHEET

PROJECT NAME: RVAAP Facility-Wide Groundwater Monitoring Program

Date (mm/dd/yy): 06/24/05 Su M Tu W Th (F) Sa PAGE____ OF ____

Task Team Members:

Al Brillinger

Narrative (include time and location):

10:40 Arrive WBGmw-009

check silt/sand accumulation Top of inner casing

Depth to water: 13.35' TOIC

Depth to bottom: ~~24.25~~ 24.37' AB 6/30/05 TOIC (hard bottom)

- bailed 10 bailers of

pH 7.17

cond 0.342

TURB. 447

DO 15.08

TEMP. 13.0°c

Depth to bottom = ~~24.25~~ 24.37' AB 6/30/05 TOIC (hard bottom of PVC well)

11:00 IV site

Daily Weather Conditions: A.M. Sunny - 70's

P.M. ____

Recorded By Al Brillinger QA Checked By

TASK TEAM ACTIVITY LOG SHEET

PROJECT NAME: RVAAP Facility-Wide Groundwater Monitoring Program

Date (mm/dd/yy): 7/15/05 Su M Tu W Th (F) Sa PAGE____ OF ____

Task Team Members:

Amy Heidenreich

Narrative (include time and location):

8:28 Arrive @ Well WBG-09

14.27 AB Depth to water

~~24.26~~ Depth to Bottom (Hard/Solid) 24.38 corrected for probe length below zero mark AB 7/18/05

8:45 Began Purging Well

9:04 Began Full Suite Sampling of Sample I.D. fwGWBGMW-009C-00082-GW & fwGWBGMW-009C-00082-GF: Exp. Prop, TAL Metals, CN, SVOC, PCB, Pest, VOC

9:30 Cleaned Equipment & Site

9:38 Left Site

Daily Weather Conditions: A.M. 76°, Humid & Cloudy

P.M. ____

Recorded By Amy Heidenreich QA Checked By Al Bullington

WELL PURGE RECORD

PROJECT NAME: Facility-Wide Groundwater Monitoring Program

WELL NUMBER AND LOCATION: ~~GI~~ alt 7/15/05 WBG-09

PAGE _____ OF _____

DATE	TIME	GALLONS REMOVED	TOTAL GALLONS REMOVED	pH (Standard Units)	TEMP (C)	SPECIFIC CONDUCTIVITY (µMHOS/CM)	DISSOLVED OXYGEN (mg/L)	TURBIDITY (NTU)	COMMENTS Depth to Water (feet)
7/15/05	8:49	0.25	0.25	6.78	13.24	513	1.26	111.0	14.87
	8:51	0.25	0.50	6.48	12.86	481	1.09	116.0	15.01
	8:53	0.25	0.75	6.34	12.61	476	1.13	119.0	15.20
	8:55	~~0.10 7/15/05 0.25 alt~~	~~1.10 7/15/05 1.00 alt~~	6.42	13.02	445	0.58	113.0	15.30
	8:57	~~0.10 7/15/05 0.25 alt~~	~~1.20 7/15/05 1.25 alt~~	6.64	12.79	456	0.29	116.0	15.34
	8:59	0.10	1.30	6.69	12.78	461	0.11	120.0	15.45
▼	9:01	0.10	1.40	6.83	12.53	470	0.00	123.0	15.53

RECORDED BY: Amy Heidrich 7/15/05
(Signature and Date)

QA CHECK BY: AO Bullard 7/18/05
(Signature and Date)

TASK TEAM ACTIVITY LOG SHEET

PROJECT NAME: RVAAP Facility-Wide Groundwater Monitoring Program

Date (mm/dd/yy): 7/15/05 Su M Tu W Th (F) Sa PAGE 1 OF 2

Task Team Members:

Randy Hoard

Narrative (include time and location):

8:34 Arrive at well DAZ-107

DTW 9.45

DTB 16.76 + 0.12' = 16.88' Solid bottom

8:49 Begin Purging

9:15 Begin sampling. Sample ID (DAZ-~~110~~ 107) RLH 7-15-05

FWGDAZmw-107C-0079-GW + FWGDAZmw-

107C-0079-GF. Tests: Exp, Prop, TAL metals,

CN, SVOC, PCB, Pest, VOC

9:50 Begin decon + cleanup

10:11 leave site

Daily Weather Conditions: A.M. 80°F, Overcast

P.M.

Recorded By Randy Hoard QA Checked By Al Bulley

WELL PURGE RECORD

PROJECT NAME: Facility-Wide Groundwater Monitoring Program

WELL NUMBER AND LOCATION: DA 2-107

DATE	TIME	GALLONS REMOVED	TOTAL GALLONS REMOVED	pH (Standard Units)	TEMP (C)	SPECIFIC CONDUCTIVITY (µMHOS/CM)	DISSOLVED OXYGEN (mg/L)	TURBIDITY (NTU)	COMMENTS DTW
7/15/05	8:54	0.75	0.75	6.92	14.43	736	0.94	296	10.12'
	8:57	0.25	1.00	6.84	14.05	738	0.60	230	10.25'
	9:01	0.50	1.50 RLH 7/15/05	6.76	13.90	746	0.45	214	10.24'
	9:04	0.25	1.75	6.74	13.95	754	0.41	210	10.29'
	9:07	0.25	2.00	6.72	13.87	756	0.34	207	10.31'
	9:10	-	2.0	6.70	13.83	757	0.37	207	10.35'

RECORDED BY: Randy Howard 7/15/05
(Signature and Date)

QA CHECK BY: Al Bullington 7-18-05
(Signature and Date)

TASK TEAM ACTIVITY LOG SHEET

PROJECT NAME: RVAAP Facility-Wide Groundwater Monitoring Program

Date (mm/dd/yy): 7/14/05 Su M Tu W (Th) F Sa PAGE____ OF ____

Task Team Members:

AMY HEIDENREICH

Narrative (include time and location):

11:17 ARRIVE @ WELL CBP-005

11.87 DEPTH TO WATER

27.62 DEPTH TO BOTTOM (SOFT)

11:37 BEGAN PURGING WELL

11:51 BEGAN FULL SUITE SAMPLE OF SAMPLE I.D. FWGCBPMW-005C-0077-GW & FWGCBPMW-005C-0077GF : EXP, PROP, TAL METALS, CN, SVOC, PCB, PEST, VOC — MS/MSD

12:35 CLEANED EQUIPMENT & SITE

12:42 LEFT SITE

Daily Weather Conditions: A.M. 82° Humid, Partly Sunny

P.M. ____

Recorded By Amy Heidenreich QA Checked By Al Bullyan

WELL PURGE RECORD

PROJECT NAME: Facility-Wide Groundwater Monitoring Program

WELL NUMBER AND LOCATION: CBP-005 PAGE _____ OF _____

DATE	TIME	GALLONS REMOVED	TOTAL GALLONS REMOVED	pH (Standard Units)	TEMP (C)	SPECIFIC CONDUCTIVITY (µMHOS/CM)	DISSOLVED OXYGEN (mg/L)	TURBIDITY (NTU)	COMMENTS (Depth to Water (feet))
7/14/05	11:38	INITIAL	0	7.78	15.89	878	1.99	-5.0	12.04
	11:41	0.25	0.25	7.08	14.08	900	0.15	-5.0	12.09
	11:43	0.25	~~0.50~~ 0.38 7/15/05	6.87	13.73	903	0.00	-5.0	12.11
	11:45	0.25	0.75	6.91	13.61	905	0.00	-5.0	12.12
	11:47	0.25	1.00	7.09	13.58	902	0.00	-5.0	12.12

RECORDED BY: Amy Underwood 7/14/05 (Signature and Date)

QA CHECK BY: [illegible] 7/15/05 (Signature and Date)

TASK TEAM ACTIVITY LOG SHEET

PROJECT NAME: RVAAP Facility-Wide Groundwater Monitoring Program

Date (mm/dd/yy): 7/14/05 Su M Tu W (Th) F Sa PAGE____ OF ____

Task Team Members:

AMY HEIDENREICH

Narrative (include time and location):

1315 ARRIVE @ WELL CBP-007
1584' DEPTH TO WATER
31.80 DEPTH TO BOTTOM (SCT)
1403 BEGAN PURGING WELL
1422 BEGAN FULL SUITE SAMPLE OF
SAMPLE I.D. fwGCBPMW-007C-0078-GW;
fwGCBPMW-007C-0078-GF: EXP, PROP,
TAL METALS, CN, SVOC, PCB, PEST, VOC
1445 CLEANED EQUIPMENT & SITE
1453 LEFT SITE

Daily Weather Conditions: A.M. _____

P.M. 87° Hot + Humid Partly Cloudy

Recorded By Amy Heidenreich QA Checked By QC Buckley

WELL PURGE RECORD

PROJECT NAME: Facility-Wide Groundwater Monitoring Program

WELL NUMBER AND LOCATION: CBR-007 PAGE _____ OF _____

DATE	TIME	GALLONS REMOVED	TOTAL GALLONS REMOVED	pH (Standard Units)	TEMP (C)	SPECIFIC CONDUCTIVITY (µMHOS/CM)	DISSOLVED OXYGEN (mg/L)	TURBIDITY (NTU)	COMMENTS Depth to Water (feet)
7/14/05	14:05 ~~14:05~~	INITIAL	0	7.14	18.82	1720	2.76	269.0	16.17
	14:07	0.25	0.25	6.90	14.97	1750	0.19	198.0	17.10
	14:09	0.25	0.50	7.04	13.65	1710	0.00	188.0	18.12
	14:11	0.25	0.75	7.07	13.46	1710	0.00 7/14/05 195.0 ~~0.07~~		18.47
	14:13	0.25	1.00	7.10	13.23	1720	0.00	193.0	19.09
	X WAITED A FEW MINUTES FOR WELL TO RECOVER								
	14:20	0.25	1.25	7.15	14.17	1690	0.00	194.0	18.49

RECORDED BY: Amy Murdock 7/14/05
(Signature and Date)

QA CHECK BY: QA Bulla 7/15/05
(Signature and Date)

COMPREHENSIVE WATER LEVEL MEASUREMENTS

PROJECT NAME: RVAAP Facility-Wide Groundwater Monitoring Program

WELL NUMBER	DATE	TIME	DEPTH TO WATER*	INSTRUMENT	SERIAL NO.	REMARKS Depth to bottom:
WBGmw-006	7/6/05	13:05	8.83	Herron dipper-T #05769	05769	20.34 AB ~~20.22~~ firm - some sed.
WBGmw-007	7/6/05	13:11	17.52			26.47 AB ~~26.35~~ hard bottom
WBGmw-009	7/6/05	13.17	13.96			24.37 hard bottom
BKGmw-020	7/6/05	13:23	11.20			~~33.30~~ hard bottom
DA2mw-107	7/6/05	13:31	9.33			16.95 hard bottom
BKGmw-017	7/6/05	13:48	19.18			36.06 hard bottom
BKGmw-005	7/6/05	13:55	13.43			21.02 hard bottom
BKGmw-016	7/6/05	14:00	7.55			21.24 hard bottom
BKGmw-019	7/6/05	14:12	18.52			35.80 sed @ bottom (hook ~ 2')
LL1mw-002	7/7/05	09:40	4.24	Herron dipper-T	05769	16.52 hard bottom (hook ~ 1')
LL1mw-007	7/7/05	09:45	15.30			25.37 hard bottom
BKGmw-018	7/7/05	10:02	15.42			27.62 hard bottom wasps!
BKGmw-006	7/7/05	10:15	22.44			37.61 hard bottom
AB 015 BKGmw-~~017~~	7/7/05	10:20	49.29			53.08 hard bottom wasp
BKGmw-021	7/7/05	10:30	13.83			21.45 hard bottom no tubing wasps!
BKGmw-004	7/7/05	10:40	13.21			22.31 hard bottom wasp-eating spider

*All measurements from top of casing.

RECORDED BY: AB Bullinger 7-7-05
(Signature and Date)

QA CHECK BY: [signature] 7-15-05
(Signature and Date)

COMPREHENSIVE WATER LEVEL MEASUREMENTS

PROJECT NAME: RVAAP Facility-Wide Groundwater Monitoring Program

WELL NUMBER	DATE	TIME	DEPTH TO WATER*	INSTRUMENT	SERIAL NO.	REMARKS
						Depth to bottom:
BKGmw-008	7/7/05	10:45	16.02	Herron dipper-T	05769	27.52 hard bottom
BKGmw-010	7/7/05	10:55	16.76			22.07 hard bottom — biting flies!
BKGmw-012	7/7/05	11:05	9.92			62.26 hard bottom some sed. — clear brush
CBPmw-005	7/7/05	11:15	11.56			27.52 hard bottom
CBPmw-007	7/7/05	11:25	15.06			31.88 firm. some sed.
LL12mw-186	7/7/05	11:30	7.23			21.11 hard bottom
LL12mw-153	7/7/05	11:35	5.66			AB 25.16 ~~24.16 AB~~ OK ~~25.16~~ hard bottom
LL12mw-182	7/7/05	11:45	illegible			38.24 hard bottom
LL12mw-183	illegible	11:55	illegible			36.37 hard bottom
LL1mw-080	7/7/05	13:15	11.62			22.45 hard bottom — hook all
LL1mw-083	7/7/05	13:25	29.39			41.64 hard bottom
LL1mw-078	illegible	13:30	28.47			41.36 hard bottom
LL2mw-059	illegible	13:50	11.46			illegible hard bottom — brush
illegible	illegible	14:00	illegible			22.90 AB ~~22.70~~ hard bottom
illegible 262	7/7/05	14:10	9.57			illegible hard bottom
LL3mw-242	7/7/05	14:15	16.90			22.60 hard bottom

*All measurements from top of casing.

RECORDED BY: Al Brillenzi 7-7-05
(Signature and Date)

QA CHECK BY: Chantelle Arnold 7-15-05
(Signature and Date)

COMPREHENSIVE WATER LEVEL MEASUREMENTS

PROJECT NAME: RVAAP Facility-Wide Groundwater Monitoring Program

WELL NUMBER	DATE	TIME	DEPTH TO WATER*	INSTRUMENT	SERIAL NO.	REMARKS
						Depth to water:
LL3mw-238	7/7/05	14:25	18.19	Herron dipper-T	05769	23.43 hard bottom
LL4mw-198	7/7/05	14.35	8.80			21.97 soft bottom
LL4mw-199	7/7/05	14:45	6.92			23.36 hard bottom
BKGmw-013	7/7/05	14:55	12.12			28.06 hard bottom
				AB 7-7-05		

brush & ants!

*All measurements from top of casing.

RECORDED BY: Al Bullington 7-7-05
(Signature and Date)

QA CHECK BY: Chantelle Carroll 7-15-05
(Signature and Date)

APPENDIX B

LABORATORY DATA SHEETS

This page left intentionally blank

SEVERN TRENT STL

STL North Canton
4101 Shuffel Drive NW
North Canton, OH 44720

Tel: 330 497 9396 Fax: 330 497 0772
www.stl-inc.com

ANALYTICAL REPORT

FWGWMP RVAAP

Lot #: A5G120109

Chantelle Carroll

Spec Pro
8451 State Route 5
Ravenna, OH 44266

SEVERN TRENT LABORATORIES, INC.

Frank J. Calovini
Project Manager

August 4, 2005

CASE NARRATIVE

CASE NARRATIVE

A5G120109

The following report contains the analytical results for eight water samples and one quality control sample submitted to STL North Canton by Spec Pro from the FWGWMP RVAAP Site. The samples were received July 12, 2005, according to documented sample acceptance procedures.

The Nitroguanidine, 353.2 Nitrocellulose as N, and 8330 Explosives analyses were performed at the STL West Sacramento laboratory.

STL utilizes USEPA approved methods in all analytical work. The samples presented in this report were analyzed for the parameter(s) listed on the analytical methods summary page in accordance with the method(s) indicated. Preliminary results were provided to Chantelle Carroll, and Valarie Ann Mariola on July 29, 2005. A summary of QC data for these analyses is included at the back of the report.

STL North Canton attests to the validity of the laboratory data generated by STL facilities reported herein. All analyses performed by STL facilities were done using established laboratory SOPs that incorporate QA/QC procedures described in the applicable methods. STL's operations groups have reviewed the data for compliance with the laboratory QA/QC plan, and data have been found to be compliant with laboratory protocols unless otherwise noted below.

The test results in this report meet all NELAP requirements for parameters for which accreditation is required or available. Any exceptions to NELAP requirements are noted in this report. Pursuant to NELAP, this report may not be reproduced, except in full, without the written approval of the laboratory.

If you have any questions, please call the Project Manager, Frank J. Calovini, at 330-497-9396.

This report is sequentially paginated. The final page of the report is labeled as "END OF REPORT."

SUPPLEMENTAL QC INFORMATION

SAMPLE RECEIVING

The temperatures of the coolers upon sample receipt were 2.8, 3.0, 3.1, and 4.6°C.

CASE NARRATIVE (continued)

GC/MS VOLATILES

The sample(s) that contain results between the MDL and the RL were flagged with "J". There is a possibility of false positive or mis-identification at these quantitation levels. In analytical methods requiring confirmation of the analyte reported, confirmation was performed only down to the standard reporting limit (SRL). The acceptance criteria for QC samples may not be met at these quantitation levels.

GC/MS SEMIVOLATILES

The sample(s) that contained concentrations of target analyte(s) at a reportable level in the associated Method Blank(s) were flagged with "B". All target analytes in the Method Blank must be below the reporting limit (RL) or the associated sample(s) must be ND with the exception of common laboratory contaminants.

The sample(s) that contain results between the MDL and the RL were flagged with "J". There is a possibility of false positive or mis-identification at these quantitation levels. In analytical methods requiring confirmation of the analyte reported, confirmation was performed only down to the standard reporting limit (SRL). The acceptance criteria for QC samples may not be met at these quantitation levels.

Sample(s) FWGLL1-083C-0063-GW had up to one surrogate recovery per fraction outside acceptance limits. However, since the recovery was greater than 10% and all associated QC met criteria, no corrective action was taken.

PESTICIDES-8081

The analyses reported herein were performed using an instrument that has two columns(GC) or detectors(HPLC), one of which is used to confirm the results of the other. Peak interferences may result in some cases, which cause a quantitation difference between the two columns/detectors. If the difference between the two results is greater than 40%, the higher of the two results or the primary column/detector is normally reported. The reported results are flagged with "PG".

For sample(s) FWGLL1-080C-0062-GW and FWGLL1-078C-0061-GW, the recovery for one surrogate compound is outside acceptance criteria. Since the method criterion is that one of two surrogate compounds must meet acceptance criteria, no corrective action was required.

Sample(s) FWGLL1-083C-0083-GW had elevated reporting limits due to matrix interference.

CASE NARRATIVE (continued)

PESTICIDES-8081 (continued)

Sample(s) FWGLL1-083C-0083-GW, FWGLL1-080C-0062-GW, FWGLL1-078C-0061-GW, and FWGLL1-083C-0063-GW ran in seq. 50726IC, in which the closer failed low. These samples also ran in the previous seq., in which the closer also failed low, demonstrating possible matrix effect on the closer. The data was reported.

POLYCHLORINATED BIPHENYLS-8082

For sample(s) FWGLL1-080C-0062-GW, the recovery for one surrogate compound is outside acceptance criteria. Since the method criterion is that one of two surrogate compounds must meet acceptance criteria, no corrective action was required.

METALS

The sample(s) that contain results between the MDL and the RL were flagged with "B". There is the possibility of false positive of mis-identification at these quantitation levels. The acceptance criteria for the ICB, CCB, and Method Blank are +/- the standard reporting limit (SRL).

Serial dilution of a sample in this lot indicates that physical and chemical interferences were present. Refer to the sample report pages for the affected analytes flagged with "E".

The sample(s) that contained concentrations of target analyte(s) at a reportable level in the associated Method Blank(s) were flagged with "J". Refer to the sample report pages for the affected analyte(s).

GENERAL CHEMISTRY

The sample(s) that contain results between the MDL and the RL were flagged with "B". There is the possibility of false positive of mis-identification at these quantitation levels. The acceptance criteria for the ICB, CCB, and Method Blank are +/- the standard reporting limit (SRL).

The sample(s) that contained concentrations of target analyte(s) at a reportable level in the associated Method Blank(s) were flagged with "J". Refer to the sample report pages for the affected analytes(s).

CASE NARRATIVE (continued)

STL WEST SACRAMENTO – 8330

The surrogate recoveries for sample(s) FWGLL1-083C-0083-GW (129% and 131%) and FWGLL1-083C-0063-GW (128%) exceed the upper control limit of 125%. These two samples had several positive values for analytes and the high recoveries are most likely due to matrix effect.

The reporting limit for 2-Amino-4,6-Dinitrotoluene and 4-Amino-2,6-Dinitrotoluene were raised by a factor of five (5) in sample(s) FWGLL1-083C-0083-GW and FWGLL1-083C-0063-GW due to a 5x dilution to get the analytes within the calibration range. Also, the reporting limit for RDX was raised by a factor of ten (10) in sample(s) FWGLL1-080C-0062-GW to get the analyte within the calibration range. The surrogate in the 10x dilution for sample(s) FWGLL1-080C-0062-GW was diluted out.

Due to matrix, sample(s) FWGLL1-083C-0083-GW could not be confirmed for RDX. There was a peak just prior to the retention time of RDX that tails and interferes with and covers the retention time of RDX.

For sample(s) FWGLL1-083C-0083-GW, FWGLL1-080C-0062-GW, FWGLL1-078C-0061-GW, and FWGLL1-083C-0063-GW, the matrix spike (MS) recoveries for 2-Nitrotoluene (126%), 3-Nitrotoluene (128%) and 4-Nitrotoluene (128%) were high and outside criteria (120%, 122%, and 124%, respectively). Also, the matrix spike duplicate (MSD) recovery for 3-Nitrotoluene (123%) was high and outside ciriteria (122%). Acceptable LCS analysis data demonstrate that the analytical system was operating in control; this condition is most likely due to a matrix effect.

In addition, the continuing calibration standards (CCVs) that bracket the second half of the run all exceed the 15% limit on the high side for the Nitrotoluene compounds. Since there are no positive values for these compounds in the client samples, the data will be reported. This could also be the reason for the MS/MSD anomaly described above. The final CCV is high for Nitrobenzene, 2,4,6-Trinitrotoluene, 2,6-Dinitrotoluene, and 2,4-Dinitrotoluene in addition to 2-Nitrotoluene, 3-Nitrotolune, and 4-Nitrotoluene. Since there are no positive values for any of these compound in the client samples, the data will be reported and the instrument will be recalibrated going forward.

Sample(s) FWGLL1-078C-0061-GW had excessive sediment and were cloudy. The sample were filtered prior to extraction. A filter Blank was extracted with batch 5199363.

QUALITY CONTROL ELEMENTS OF SW-846 METHODS

STL North Canton conducts a quality assurance/quality control (QA/QC) program designed to provide scientifically valid and legally defensible data. Toward this end, several types of quality control indicators are incorporated into the QA/QC program, which is described in detail in QA Policy, QA-003. These indicators are introduced into the sample testing process to provide a mechanism for the assessment of the analytical data.

QC BATCH

Environmental samples are taken through the testing process in groups called QUALITY CONTROL BATCHES (QC batches). A QC batch contains up to twenty environmental samples of a similar matrix (water, soil) that are processed using the same reagents and standards. STL North Canton requires that each environmental sample be associated with a QC batch.

Several quality control samples are included in each QC batch and are processed identically to the twenty environmental samples. These QC samples include a METHOD BLANK (MB), a LABORATORY CONTROL SAMPLE (LCS) and, where appropriate, a MATRIX SPIKE/MATRIX SPIKE DUPLICATE (MS/MSD) pair or a MATRIX SPIKE/SAMPLE DUPLICATE (MS/DU) pair. If there is insufficient sample to perform an MS/MSD or an MS/DU, then a LABORATORY CONTROL SAMPLE DUPLICATE (LCSD) is included in the QC batch.

LABORATORY CONTROL SAMPLE

The Laboratory Control Sample is a QC sample that is created by adding known concentrations of a full or partial set of target analytes to a matrix similar to that of the environmental samples in the QC batch. The LCS analyte recovery results are used to monitor the analytical process and provide evidence that the laboratory is performing the method within acceptable guidelines. All control analytes indicated by a bold type in the LCS must meet acceptance criteria. Failure to meet the established recovery guidelines requires the repreparation and reanalysis of all samples in the QC batch. The only exception is that if the LCS recoveries are biased high and the associated sample is ND (non-detected) for the parameter(s) of interest, the batch is acceptable.

At times, a Laboratory Control Sample Duplicate (LCSD) is also included in the QC batch. An LCSD is a QC sample that is created and handled identically to the LCS. Analyte recovery data from the LCSD is assessed in the same way as that of the LCS. The LCSD recoveries, together with the LCS recoveries, are used to determine the reproducibility (precision) of the analytical system. Precision data are expressed as relative percent differences (RPDs). If the RPD fails for an LCS/LCSD and yet the recoveries are within acceptance criteria, the batch is still acceptable.

METHOD BLANK

The Method Blank is a QC sample consisting of all the reagents used in analyzing the environmental samples contained in the QC batch. Method Blank results are used to determine if interference or contamination in the analytical system could lead to the reporting of false positive data or elevated analyte concentrations. All target analytes must be below the reporting limits (RL) or the associated sample(s) must be ND except under the following circumstances:

- Common organic contaminants may be present at concentrations up to 5 times the reporting limits. Common metals contaminants may be present at concentrations up to 2 times the reporting limit, or the reported blank concentration must be twenty fold less than the concentration reported in the associated environmental samples. (See common laboratory contaminants listed below.)

Volatile (GC or GC/MS)	Semivolatile (GC/MS)	Metals
Methylene chloride	Phthalate Esters	Copper
Acetone		Iron
2-Butanone		Zinc
		Lead*

- *for analyses run on TJA Trace ICP, ICPMS or GFAA only*

QUALITY CONTROL ELEMENTS OF SW-846 METHODS
(Continued)

- Organic blanks will be accepted if compounds detected in the blank are present in the associated samples at levels 10 times the blank level. Inorganic blanks will be accepted if elements detected in the blank are present in the associated samples at 20 times the blank level.

- Blanks will be accepted if the compounds/elements detected are not present in any of the associated environmental samples.

Failure to meet these Method Blank criteria requires the repreparation and reanalysis of all samples in the QC batch.

MATRIX SPIKE/MATRIX SPIKE DUPLICATE

A Matrix Spike and a Matrix Spike Duplicate are a pair of environmental samples to which known concentrations of a full or partial set of target analytes are added. The MS/MSD results are determined in the same manner as the results of the environmental sample used to prepare the MS/MSD. The analyte recoveries and the relative percent differences (RPDs) of the recoveries are calculated and used to evaluate the effect of the sample matrix on the analytical results. Due to the potential variability of the matrix of each sample, the MS/MSD results may not have an immediate bearing on any samples except the one spiked; therefore, the associated batch MS/MSD may not reflect the same compounds as the samples contained in the analytical report. When these MS/MSD results fail to meet acceptance criteria, the data is evaluated. If the LCS is within acceptance criteria, the batch is considered acceptable. The acceptance criteria do not apply to samples that are diluted for organics if the native sample amount is 4x the concentration of the spike.

For certain methods, a Matrix Spike/Sample Duplicate (MS/DU) may be included in the QC batch in place of the MS/MSD. For the parameters (i.e. pH, ignitability) where it is not possible to prepare a spiked sample, a Sample Duplicate may be included in the QC batch. However, a Sample Duplicate is less likely to provide usable precision statistics depending on the likelihood of finding concentrations below the standard reporting limit. When the Sample Duplicate result fails to meet acceptance criteria, the data is evaluated.

SURROGATE COMPOUNDS

In addition to these batch-related QC indicators, each organic environmental and QC sample is spiked with surrogate compounds. Surrogates are organic chemicals that behave similarly to the analytes of interest and that are rarely present in the environment. Surrogate recoveries are used to monitor the individual performance of a sample in the analytical system.

If surrogate recoveries are biased high in the LCS, LCSD, or the Method Blank, and the associated sample(s) are ND, the batch is acceptable. Otherwise, if the LCS, LCSD, or Method Blank surrogate(s) fail to meet recovery criteria, the entire sample batch is reprepped and reanalyzed. If the surrogate recoveries are outside criteria for environmental samples, the samples will be reprepped and reanalyzed unless there is objective evidence of matrix interference or if the sample dilution is greater than the threshold outlined in the associated method SOP.

For the GC/MS BNA methods, the surrogate criterion is that two of the three surrogates for each fraction must meet acceptance criteria. The third surrogate must have a recovery of ten percent or greater.

For the Pesticide, PCB, and PAH methods, the surrogate criterion is that one of two surrogate compounds must meet acceptance criteria.

STL North Canton Certifications and Approvals:

California (#01144CA), Connecticut (#PH-0590), Florida (#E87225), Illinois (#200004), Kansas (#E10336), Massachusetts (#M-OH048), Maryland (#272), Minnesota (#39-999-348), New Jersey (#OH001), New York (#10975), North Carolina (#39702), Ohio (#6090), OhioVAP (#CL0024), Rhode Island (#237), South Carolina (#92007001, #92007002, #92007003), Tennessee (#02903), Utah (#QUAN9), Virginia (#00011), West Virginia (#210), Wisconsin (#999518190),NAVY, ARMY, USDA Soil Permit, ACIL Seal of Excellence – Participating Lab Status Award (#82)

EXECUTIVE SUMMARY

EXECUTIVE SUMMARY - Detection Highlights

A5G120109

PARAMETER	RESULT	REPORTING LIMIT	UNITS	ANALYTICAL METHOD
FWGLL1-083C-0083-GW 07/11/05 16:18 001				
2-Amino-4,6-dinitrotoluene	22 E	0.10	ug/L	SW846 8330
2-Amino-4,6-dinitrotoluene	22	0.50	ug/L	SW846 8330
4-Amino-2,6-dinitrotoluene	30 E	0.10	ug/L	SW846 8330
4-Amino-2,6-dinitrotoluene	30	0.50	ug/L	SW846 8330
1,3-Dinitrobenzene	0.22	0.10	ug/L	SW846 8330
2,4-Dinitrotoluene	3.2	0.10	ug/L	SW846 8330
2,6-Dinitrotoluene	1.3	0.10	ug/L	SW846 8330
HMX	0.10 PG	0.10	ug/L	SW846 8330
4-Nitrotoluene	0.050 J	0.50	ug/L	SW846 8330
RDX	0.37 AA	0.10	ug/L	SW846 8330
1,3,5-Trinitrobenzene	7.1	0.10	ug/L	SW846 8330
2,4,6-Trinitrotoluene	7.9	0.10	ug/L	SW846 8330
2,6-Dinitrotoluene	1.4 J	5.0	ug/L	SW846 8270C
2,4-Dinitrotoluene	2.2 J	5.0	ug/L	SW846 8270C
Di-n-butyl phthalate	0.81 J,B	1.0	ug/L	SW846 8270C
bis(2-Ethylhexyl) phthalate	4.7 B	1.0	ug/L	SW846 8270C
Nitrocellulose	0.12 B,J	0.50	mg/L	MCAWW 353.2
FWGLL1-083C-0083-GF 07/11/05 16:18 002				
Thallium	0.094 B	1.0	ug/L	SW846 6020
Aluminum	744	200	ug/L	SW846 6010B
Barium	16.1	10.0	ug/L	SW846 6010B
Beryllium	0.37 B	10.0	ug/L	SW846 6010B
Cadmium	0.46 B	10.0	ug/L	SW846 6010B
Calcium	14100	1000	ug/L	SW846 6010B
Cobalt	7.1 B	20.0	ug/L	SW846 6010B
Magnesium	4080	1000	ug/L	SW846 6010B
Manganese	374	100	ug/L	SW846 6010B
Nickel	23.2	20.0	ug/L	SW846 6010B
Potassium	2060	5000	ug/L	SW846 6010B
	Qualifiers: B,J,E			
Sodium	15700	1000	ug/L	SW846 6010B
Zinc	38.7 B	100	ug/L	SW846 6010B

(Continued on next page)

EXECUTIVE SUMMARY - Detection Highlights

A5G120109

PARAMETER	RESULT	REPORTING LIMIT	UNITS	ANALYTICAL METHOD
FWGLL1-080C-0062-GW 07/11/05 14:50 003				
2-Amino-4,6-dinitrotoluene	4.3	0.10	ug/L	SW846 8330
4-Amino-2,6-dinitrotoluene	6.3	0.10	ug/L	SW846 8330
1,3-Dinitrobenzene	0.046 J	0.10	ug/L	SW846 8330
2,4-Dinitrotoluene	0.087 J	0.10	ug/L	SW846 8330
2,6-Dinitrotoluene	0.097 J	0.10	ug/L	SW846 8330
HMX	5.0	0.10	ug/L	SW846 8330
RDX	37 E	0.10	ug/L	SW846 8330
RDX	39	1.0	ug/L	SW846 8330
1,3,5-Trinitrobenzene	0.90	0.10	ug/L	SW846 8330
2,4,6-Trinitrotoluene	0.42	0.10	ug/L	SW846 8330
Di-n-butyl phthalate	1.4 B	1.0	ug/L	SW846 8270C
Butyl benzyl phthalate	0.41 J,B	1.0	ug/L	SW846 8270C
bis(2-Ethylhexyl) phthalate	4.6 B	1.0	ug/L	SW846 8270C
Di-n-octyl phthalate	0.81 J	1.0	ug/L	SW846 8270C
Nitrocellulose	0.17 B,J	0.50	mg/L	MCAWW 353.2
FWGLL1-080C-0062-GF 07/11/05 14:50 004				
Thallium	0.046 B	1.0	ug/L	SW846 6020
Barium	12.4	10.0	ug/L	SW846 6010B
Calcium	114000	1000	ug/L	SW846 6010B
Magnesium	4900	1000	ug/L	SW846 6010B
Manganese	79.7 B	100	ug/L	SW846 6010B
Potassium	1720 B,J	5000	ug/L	SW846 6010B
Sodium	1530	1000	ug/L	SW846 6010B
FWGLL1-078C-0061-GW 07/11/05 15:24 005				
4,4'-DDT	0.097 PG	0.030	ug/L	SW846 8081A
Di-n-butyl phthalate	0.45 J,B	1.0	ug/L	SW846 8270C
Butyl benzyl phthalate	0.40 J,B	1.0	ug/L	SW846 8270C
bis(2-Ethylhexyl) phthalate	2.7 B	1.0	ug/L	SW846 8270C
Nitrocellulose	0.14 B,J	0.50	mg/L	MCAWW 353.2
FWGLL1-078C-0061-GF 07/11/05 15:24 006				
Thallium	0.066 B	1.0	ug/L	SW846 6020
Barium	7.3 B	10.0	ug/L	SW846 6010B
Calcium	53400	1000	ug/L	SW846 6010B

(Continued on next page)

EXECUTIVE SUMMARY - Detection Highlights

A5G120109

PARAMETER	RESULT	REPORTING LIMIT	UNITS	ANALYTICAL METHOD
FWGLL1-078C-0061-GF 07/11/05 15:24 006				
Magnesium	7190	1000	ug/L	SW846 6010B
Manganese	1.5 B	100	ug/L	SW846 6010B
Nickel	1.4 B	20.0	ug/L	SW846 6010B
Potassium	2000 B,J	5000	ug/L	SW846 6010B
Sodium	5110	1000	ug/L	SW846 6010B
FWGWMP-tb-0085-gw 07/11/05 15:30 007				
Methylene chloride	1.2 J	2.0	ug/L	SW846 8260B
Acetone	23	10	ug/L	SW846 8260B
2-Butanone	0.65 J	10	ug/L	SW846 8260B
FWGLL1-083C-0063-GW 07/11/05 16:18 008				
beta-BHC	0.086 PG	0.030	ug/L	SW846 8081A
2-Amino-4,6-dinitrotoluene	22 E	0.10	ug/L	SW846 8330
2-Amino-4,6-dinitrotoluene	21	1.0	ug/L	SW846 8330
4-Amino-2,6-dinitrotoluene	30 E	0.10	ug/L	SW846 8330
4-Amino-2,6-dinitrotoluene	29	1.0	ug/L	SW846 8330
1,3-Dinitrobenzene	0.23	0.10	ug/L	SW846 8330
2,4-Dinitrotoluene	3.5	0.10	ug/L	SW846 8330
2,6-Dinitrotoluene	1.5	0.10	ug/L	SW846 8330
RDX	0.36 AA	0.10	ug/L	SW846 8330
1,3,5-Trinitrobenzene	7.2	0.10	ug/L	SW846 8330
2,4,6-Trinitrotoluene	7.7	0.10	ug/L	SW846 8330
2,4-Dinitrotoluene	2.2 J	5.0	ug/L	SW846 8270C
Di-n-butyl phthalate	0.82 J,B	1.0	ug/L	SW846 8270C
Butyl benzyl phthalate	0.33 J,B	1.0	ug/L	SW846 8270C
bis(2-Ethylhexyl) phthalate	3.3 B	1.0	ug/L	SW846 8270C
Nitrocellulose	0.20 B,J	0.50	mg/L	MCAWW 353.2
FWGLL1-083C-0063-GF 07/11/05 16:18 009				
Thallium	0.047 B	1.0	ug/L	SW846 6020
Aluminum	733	200	ug/L	SW846 6010B
Barium	15.4	10.0	ug/L	SW846 6010B
Beryllium	0.44 B	10.0	ug/L	SW846 6010B
Calcium	14200	1000	ug/L	SW846 6010B

(Continued on next page)

EXECUTIVE SUMMARY - Detection Highlights

A5G120109

PARAMETER	RESULT	REPORTING LIMIT	UNITS	ANALYTICAL METHOD
FWGLL1-083C-0063-GF 07/11/05 16:18 009				
Cobalt	7.2 B	20.0	ug/L	SW846 6010B
Magnesium	4090	1000	ug/L	SW846 6010B
Manganese	371	100	ug/L	SW846 6010B
Nickel	23.0	20.0	ug/L	SW846 6010B
Potassium	2030 B,J	5000	ug/L	SW846 6010B
Sodium	15400	1000	ug/L	SW846 6010B
Zinc	35.4 B	100	ug/L	SW846 6010B

METHOD SUMMARY

ANALYTICAL METHODS SUMMARY

A5G120109

PARAMETER	ANALYTICAL METHOD
Cyanide, Total	SW846 9012A
Inductively Coupled Plasma (ICP) Metals	SW846 6010B
ICP-MS (6020)	SW846 6020
Mercury in Liquid Waste (Manual Cold-Vapor)	SW846 7470A
Nitroaromatics and Nitramines by HPLC	SW846 8330
Nitrocellulose as N, 353.2	MCAWW 353.2
Organics by UV/HPLC	NONE UV/HPLC per SOP
Organochlorine Pesticides	SW846 8081A
PCBs by SW-846 8082	SW846 8082
Semivolatile Organic Compounds by GC/MS	SW846 8270C
Trace Inductively Coupled Plasma (ICP) Metals	SW846 6010B
Volatile Organics by GC/MS	SW846 8260B

References:

MCAWW "Methods for Chemical Analysis of Water and Wastes", EPA-600/4-79-020, March 1983 and subsequent revisions.

NONE

SW846 "Test Methods for Evaluating Solid Waste, Physical/Chemical Methods", Third Edition, November 1986 and its updates.

SAMPLE SUMMARY

SAMPLE SUMMARY

A5G120109

WO #	SAMPLE#	CLIENT SAMPLE ID	SAMPLED DATE	SAMP TIME
HE9CA	001	FWGLL1-083C-0083-GW	07/11/05	16:18
HE9CE	002	FWGLL1-083C-0083-GF	07/11/05	16:18
HE9CF	003	FWGLL1-080C-0062-GW	07/11/05	14:50
HE9CH	004	FWGLL1-080C-0062-GF	07/11/05	14:50
HE9CJ	005	FWGLL1-078C-0061-GW	07/11/05	15:24
HE9CP	006	FWGLL1-078C-0061-GF	07/11/05	15:24
HE9CR	007	FWGWMP-tb-0085-gw	07/11/05	15:30
HE9CV	008	FWGLL1-083C-0063-GW	07/11/05	16:18
HE9CX	009	FWGLL1-083C-0063-GF	07/11/05	16:18

NOTE(S):

- The analytical results of the samples listed above are presented on the following pages.
- All calculations are performed before rounding to avoid round-off errors in calculated results.
- Results noted as "ND" were not detected at or above the stated limit.
- This report must not be reproduced, except in full, without the written approval of the laboratory.
- Results for the following parameters are never reported on a dry weight basis: color, corrosivity, density, flashpoint, ignitability, layers, odor, paint filter test, pH, porosity pressure, reactivity, redox potential, specific gravity, spot tests, solids, solubility, temperature, viscosity, and weight.

SHIPPING
AND
RECEIVING DOCUMENTS

Chain of Custody Record

SEVERN TRENT **STL**

Severn Trent Laboratories, Inc.

STL-4124 (0901)

Client	Project Manager	Date	Chain of Custody Number
Spec Pro	Chantelle Carroll	7-11-05	200965
Address	Telephone Number (Area Code)/Fax Number	Lab Number	Page 1 of 1

City	State	Zip Code	Site Contact	Lab Contact

Project Name and Location (State): FWGW RVAAP

Carrier/Waybill Number:

Contract/Purchase Order/Quote No.:

Analysis (Attach list if more space is needed)

Sample I.D. No. and Description (Containers for each sample may be combined on one line)	Date	Time	Matrix: Air	Matrix: Aqueous	Matrix: Sed.	Matrix: Soil	Containers & Preservatives: Unpres.	H2SO4	HNO3	HCl	NaOH	ZnAc/NaOH	Exp	Cyanide	Tal Mex	Pest/PCB	Prop	SVOC	VOC	Special Instructions/ Conditions of Receipt
FWGLL1-080C-0062-GW	7-11	1450	~~X~~	X						3			~~2~~	~~1~~					3	
FWGLL1-078C-0061-GW	7-11	1524		X			8			3	1		2	1	~~1~~	2	2	2	~~3~~ 3	
FWGLL1-078C-0061-GF	7-11	1524		X					1						1					
~~FWGW1~~																				
FWGW46-0085	7-11	1530																	1	
FWGLL1-083C-0063-GW	7-11	1618																	3	
FWGLL1-083C-0083-GW	7-11	1618																	3	

Possible Hazard Identification: ☐ Non-Hazard ☐ Flammable ☐ Skin Irritant ☐ Poison B ☐ Unknown

Sample Disposal: ☐ Return To Client ☐ Disposal By Lab ☐ Archive For _____ Months (A fee may be assessed if samples are retained longer than 1 month)

Turn Around Time Required: ☐ 24 Hours ☐ 48 Hours ☐ 7 Days ☐ 14 Days ☐ 21 Days ☐ Other_____

QC Requirements (Specify):

	Date	Time		Date	Time
1. Relinquished By: Chantelle Carroll	7-11-05	1800	1. Received By: Al Haidet	7-11-05	18[illegible]
2. Relinquished By: Al Haidet	7-11-05	1930	2. Received By: Keith R. Miller	7-12-05	8:15
3. Relinquished By			3. Received By		

Comments

DISTRIBUTION: WHITE - Returned to Client with Report; CANARY - Stays with the Sample; PINK - Field Copy

Chain of Custody Record

SEVERN TRENT **STL**

Severn Trent Laboratories, Inc.

TL-4124 (0901)

Client	Project Manager	Date	Chain of Custody Number
SpecPro, Inc	Chantelle Carroll	7-11-05	200966
Address	Telephone Number (Area Code)/Fax Number	Lab Number	Page 1 of 1
City / State / Zip Code	Site Contact	Lab Contact	
Project Name and Location (State): FWGWMP RVAAP	Carrier/Waybill Number		
Contract/Purchase Order/Quote No.			

Sample I.D. No. and Description (Containers for each sample may be combined on one line)	Date	Time	Matrix: Air	Aqueous	Sed.	Soil	Containers & Preservatives: Unpres.	H2SO4	HNO3	HCl	NaOH	ZnAc/NaOH	Analysis: Exp	Cyanide	TAL metals	Pest/PCB	Prop.	SVOC	Special Instructions/ Conditions of Receipt
FWGLL1-083C-0063-GW	7-11-05	1618		X			8				1		2	1	1	2	2	2	
FWGLL1-083C-0063-GF				X					1						1				
~~FWGLL1-083C-0083-GW~~				X			8						2	1		2	2	2	
~~FWGLL1-083C-0083-GF~~				X					1		1				1				

Page 22

Possible Hazard Identification

☐ Non-Hazard ☐ Flammable ☐ Skin Irritant ☐ Poison B ☐ Unknown

Sample Disposal

☐ Return To Client ☐ Disposal By Lab ☐ Archive For _____ Months (A fee may be assessed if samples are retained longer than 1 month)

Turn Around Time Required

☐ 24 Hours ☐ 48 Hours ☐ 7 Days ☐ 14 Days ☐ 21 Days ☐ Other _____

QC Requirements (Specify)

	Date	Time		Date	Time
1. Relinquished By: Allan B Bullington	7-11-05	18:20	1. Received By: Al Haidt	7-11-05	1823
2. Relinquished By: Al Haidt	7-11-05	1930	2. Received By: Keith R. Miller	7-12-05	8:45
3. Relinquished By			3. Received By		

Comments

DISTRIBUTION: WHITE - Returned to Client with Report; CANARY - Stays with the Sample; PINK - Field Copy

APPENDIX B

Canton

Chain of Custody Record

SEVERN TRENT **STL**

Severn Trent Laboratories, Inc.

STL-4124 (0901)

Client: Spec Pro	Project Manager: Chandler Carroll	Date: 7-11-05	Chain of Custody Number: 200967
Address:	Telephone Number (Area Code)/Fax Number:	Lab Number:	Page 1 of 1
City: / State: / Zip Code:	Site Contact: / Lab Contact:		
Project Name and Location (State): FWGW RMAAP	Carrier/Waybill Number:		
Contract/Purchase Order/Quote No.:			

Sample I.D. No. and Description (Containers for each sample may be combined on one line)	Date	Time	Matrix: Air	Aqueous	Sed.	Soil	Containers & Preservatives: Unpres.	H2SO4	HNO3	HCl	NaOH	ZnAc/NaOH	Analysis (Attach list if more space is needed): Exp	Cyanide	TAL	Peg/PCB	Prop	SVOC	Special Instructions/ Conditions of Receipt
FWG LL1-083C-0083-GW	7-11	1618		X			8				1		2	1		2	2	2	
FWG-LL1-083C-083-GF	"	"		X					1						1				

Possible Hazard Identification: ☐ Non-Hazard ☐ Flammable ☐ Skin Irritant ☐ Poison B ☐ Unknown

Sample Disposal: ☐ Return To Client ☐ Disposal By Lab ☐ Archive For _____ Months (A fee may be assessed if samples are retained longer than 1 month)

Turn Around Time Required: ☐ 24 Hours ☐ 48 Hours ☐ 7 Days ☐ 14 Days ☐ 21 Days ☐ Other_____

QC Requirements (Specify):

	Date	Time		Date	Time
1. Relinquished By: Chandler Carroll	7-11-05	1830	1. Received By: Al Haidet	7-11-05	1830
2. Relinquished By: Al Haidet	7-11-05	1930	2. Received By: Keith A. Miller	7-12-05	8:15
3. Relinquished By:			3. Received By:		

Comments:

DISTRIBUTION: WHITE - Returned to Client with Report; CANARY - Stays with the Sample; PINK - Field Copy

Chain of Custody Record

SEVERN TRENT **STL**

Severn Trent Laboratories, Inc.

STL-4124 (0901)

Client: Spec Pro	Project Manager: Chandler Carroll	Date: 7-11-05	Chain of Custody Number: 200964
Address:	Telephone Number (Area Code)/Fax Number: 330-358-1753	Lab Number:	Page 1 of 1
City: / State: / Zip Code:	Site Contact: / Lab Contact:		
Project Name and Location (State): FWGW RVAAP	Carrier/Waybill Number:		
Contract/Purchase Order/Quote No.:			

Sample I.D. No. and Description (Containers for each sample may be combined on one line)	Date	Time	Matrix: Air	Aqueous	Sed.	Soil	Containers & Preservatives: Unpres.	H2SO4	HNO3	HCl	NaOH	ZnAc/NaOH	Analysis (Attach list if more space is needed): Exp	Prop/PCB	Cyanide	Pest	TAL Metal	SVOC	Special Instructions/ Conditions of Receipt
FWGLL1-080C-0062 GW	7-11	1450		X			8		1		1		2	2	1	2		2	
FWGLL1-080C-0062-GF		1450		X					1								1		
Temp Blank																			

Possible Hazard Identification: ☐ Non-Hazard ☐ Flammable ☐ Skin Irritant ☐ Poison B ☐ Unknown

Sample Disposal: ☐ Return To Client ☐ Disposal By Lab ☐ Archive For _____ Months (A fee may be assessed if samples are retained longer than 1 month)

Turn Around Time Required: ☐ 24 Hours ☐ 48 Hours ☐ 7 Days ☐ 14 Days ☐ 21 Days ☐ Other_____

QC Requirements (Specify):

	Date	Time		Date	Time
1. Relinquished By: Chandler Carroll	7-11-05	1800	1. Received By: Al Haidet	7-11-05	1820
2. Relinquished By: Al Haidet	7-11-05	1930	2. Received By: Keith R. Miller	7-12-05	8:15
3. Relinquished By:			3. Received By:		

Comments:

DISTRIBUTION: WHITE - Returned to Client with Report; CANARY - Stays with the Sample; PINK - Field Copy

STL Cooler Receipt Form/Narrative Lot Number: ~~AG120A561~~ 20109
North Canton Facility RVAAP

Client: SpecPro INC. Project: FMGWMP Quote#:
Cooler Received on: 7-12-05 Opened on: 7-12-05 by: Keith B. Miller (Signature)

Fedx ☐ Client Drop Off ☐ UPS ☐ DHL ☐ FAS ☐ Other: STL courier
STL Cooler No# on back Foam Box ☐ Client Cooler ☐ Other ____

1. Were custody seals on the outside of the cooler? Yes ☑ No ☐ Intact? Yes ☑ No ☐ NA ☐
   If YES, Quantity 10
   Were the custody seals signed and dated? Yes ☑ No ☐ NA ☐
2. Shipper's packing slip attached to this form? Yes ☐ No ☐ NA ☑
3. Did custody papers accompany the samples? Yes ☑ No ☐ Relinquished by client? Yes ☑ No ☐
4. Did you sign the custody papers in the appropriate place? Yes ☑ No ☐
5. Packing material used: Bubble Wrap ☑ Foam ☑ None ☐ Other: ____
6. Cooler temperature upon receipt °C back °C (see back of form for multiple coolers/temp)

METHOD: Temp Vial ☐ Coolant & Sample ☐ Against Bottles ☐ IR ☑ ICE/H_20 Slurry ☐
COOLANT: Wet Ice ☑ Blue Ice ☐ Dry Ice ☐ Water ☐ None ☐

7. Did all bottles arrive in good condition (Unbroken)? Yes ☑ No ☐
8. Could all bottle labels and/or tags be reconciled with the COC? Yes ☑ No ☐
9. Were samples at the correct pH? (record below/on back) Yes ☑ No ☐ NA ☐
10. Were correct bottles used for the tests indicated? Yes ☑ No ☐
11. Were air bubbles >6 mm in any VOA vials? Yes ☐ No ☑ NA ☐
12. Sufficient quantity received to perform indicated analyses? Yes ☑ No ☐

Contacted PM FJC Date: 7/12 by: @M via Voice Mail ☑ Verbal ☐ Other ☐
Concerning: #1

√		

1. CHAIN OF CUSTODY

The following discrepancies occurred:
All samples that have a LL1 in the id have a mw following the LL1 on the bottle label. Will log per COC.
Will change ~~to~~ site ~~id~~ to FWGWMP RVAAP & TB label to FWGWMP-TB-0085-gw per FJC.

2. SAMPLE CONDITION

Sample(s) ____ were received after the recommended holding time had expired.
Sample(s) ____ were received in a broken container.

3. SAMPLE PRESERVATION

Sample(s) ____ were further preserved in sample receiving to meet recommended pH level(s). *Nitric Acid Lot # 051105-HNO3; Sulfuric Acid Lot # 102804-H2SO4; Sodium Hydroxide Lot # -041305 -NaOH; Hydrochloric Acid Lot # 100504-HCl; Sodium Hydroxide and Zinc Acetate Lot # 071604-CH3COO2ZN/NaOH*
Sample(s) ____ were received with bubble > 6 mm in diameter (cc: PM)

4. Other (see below or back)

Client ID	pH	Date	Initials
83-GW	>12	7-12-05	KRM
83-GF	<2		
62-GW	>12		
62-GF	<2		
61-GW	>12		

STL Cooler Receipt Form/Narrative
North Canton Facility

Client ID	pH	Date	Initials
61-6F	<2	7-12-05	7-12-05
63-6W	>12	1	1
63-6F	~~>~~ <2		

Cooler	Temp	Method	Coolant
STL J139	2.8 °C	IR	Wet ice
client cooler	3.0 °C	1	1
STL K44	4.6 °C		
STL K8371	3.1 °C	1	1

Discrepancies Cont.

GCMS VOLATILE DATA

SpecPro Inc

Client Sample ID: FWGLL1-083C-0083-GW

GC/MS Volatiles

Lot-Sample #...: A5G120109-001 **Work Order #...:** HE9CA1AJ **Matrix.....:** WG
Date Sampled...: 07/11/05 16:18 **Date Received..:** 07/12/05
Prep Date.....: 07/25/05 **Analysis Date..:** 07/25/05
Prep Batch #...: 5207150
Dilution Factor: 1 **Initial Wgt/Vol:** 5 mL **Final Wgt/Vol..:** 5 mL
Method.....: SW846 8260B

PARAMETER	RESULT	REPORTING LIMIT	UNITS
Chloromethane	ND	1.0	ug/L
Bromomethane	ND	1.0	ug/L
Vinyl chloride	ND	1.0	ug/L
Chloroethane	ND	1.0	ug/L
Methylene chloride	ND	2.0	ug/L
Acetone	ND	10	ug/L
Carbon disulfide	ND	1.0	ug/L
1,1-Dichloroethene	ND	1.0	ug/L
1,1-Dichloroethane	ND	1.0	ug/L
1,2-Dichloroethene (total)	ND	1.0	ug/L
Chloroform	ND	1.0	ug/L
1,2-Dichloroethane	ND	1.0	ug/L
2-Butanone	ND	10	ug/L
1,1,1-Trichloroethane	ND	1.0	ug/L
Carbon tetrachloride	ND	1.0	ug/L
Bromodichloromethane	ND	1.0	ug/L
1,2-Dichloropropane	ND	1.0	ug/L
cis-1,3-Dichloropropene	ND	1.0	ug/L
Trichloroethene	ND	1.0	ug/L
Dibromochloromethane	ND	1.0	ug/L
1,1,2-Trichloroethane	ND	1.0	ug/L
Benzene	ND	1.0	ug/L
trans-1,3-Dichloropropene	ND	1.0	ug/L
Bromoform	ND	1.0	ug/L
4-Methyl-2-pentanone	ND	10	ug/L
2-Hexanone	ND	10	ug/L
Tetrachloroethene	ND	1.0	ug/L
1,1,2,2-Tetrachloroethane	ND	1.0	ug/L
Toluene	ND	1.0	ug/L
Chlorobenzene	ND	1.0	ug/L
Ethylbenzene	ND	1.0	ug/L
Styrene	ND	1.0	ug/L
Xylenes (total)	ND	2.0	ug/L

SURROGATE	PERCENT RECOVERY	RECOVERY LIMITS
Dibromofluoromethane	88	(73 - 122)
1,2-Dichloroethane-d4	85	(61 - 128)
Toluene-d8	94	(76 - 110)
4-Bromofluorobenzene	91	(74 - 116)

SpecPro Inc

FWGLL1-083C-0083-GW

GC/MS Volatiles

Lot-Sample #: A5G120109-001 **Work Order #:** HE9CA1AJ **Matrix:** WG

MASS SPECTROMETER/DATA SYSTEM (MSDS) TENTATIVELY IDENTIFIED COMPOUNDS

PARAMETER	CAS #	ESTIMATED RESULT	RETENTION TIME	UNITS
None				ug/L

SpecPro Inc

Client Sample ID: FWGLL1-080C-0062-GW

GC/MS Volatiles

Lot-Sample #...: A5G120109-003 **Work Order #...:** HE9CF1AJ **Matrix.....:** WG
Date Sampled...: 07/11/05 14:50 **Date Received..:** 07/12/05
Prep Date.....: 07/25/05 **Analysis Date..:** 07/25/05
Prep Batch #...: 5207150
Dilution Factor: 1 **Initial Wgt/Vol:** 5 mL **Final Wgt/Vol..:** 5 mL
Method.....: SW846 8260B

PARAMETER	RESULT	REPORTING LIMIT	UNITS
Chloromethane	ND	1.0	ug/L
Bromomethane	ND	1.0	ug/L
Vinyl chloride	ND	1.0	ug/L
Chloroethane	ND	1.0	ug/L
Methylene chloride	ND	2.0	ug/L
Acetone	ND	10	ug/L
Carbon disulfide	ND	1.0	ug/L
1,1-Dichloroethene	ND	1.0	ug/L
1,1-Dichloroethane	ND	1.0	ug/L
1,2-Dichloroethene (total)	ND	1.0	ug/L
Chloroform	ND	1.0	ug/L
1,2-Dichloroethane	ND	1.0	ug/L
2-Butanone	ND	10	ug/L
1,1,1-Trichloroethane	ND	1.0	ug/L
Carbon tetrachloride	ND	1.0	ug/L
Bromodichloromethane	ND	1.0	ug/L
1,2-Dichloropropane	ND	1.0	ug/L
cis-1,3-Dichloropropene	ND	1.0	ug/L
Trichloroethene	ND	1.0	ug/L
Dibromochloromethane	ND	1.0	ug/L
1,1,2-Trichloroethane	ND	1.0	ug/L
Benzene	ND	1.0	ug/L
trans-1,3-Dichloropropene	ND	1.0	ug/L
Bromoform	ND	1.0	ug/L
4-Methyl-2-pentanone	ND	10	ug/L
2-Hexanone	ND	10	ug/L
Tetrachloroethene	ND	1.0	ug/L
1,1,2,2-Tetrachloroethane	ND	1.0	ug/L
Toluene	ND	1.0	ug/L
Chlorobenzene	ND	1.0	ug/L
Ethylbenzene	ND	1.0	ug/L
Styrene	ND	1.0	ug/L
Xylenes (total)	ND	2.0	ug/L

SURROGATE	PERCENT RECOVERY	RECOVERY LIMITS
Dibromofluoromethane	87	(73 - 122)
1,2-Dichloroethane-d4	85	(61 - 128)
Toluene-d8	94	(76 - 110)
4-Bromofluorobenzene	93	(74 - 116)

SpecPro Inc

FWGLL1-080C-0062-GW

GC/MS Volatiles

Lot-Sample #: A5G120109-003 **Work Order #:** HE9CF1AJ **Matrix:** WG

MASS SPECTROMETER/DATA SYSTEM (MSDS) TENTATIVELY IDENTIFIED COMPOUNDS

PARAMETER	CAS #	ESTIMATED RESULT	RETENTION TIME	UNITS
None				ug/L

SpecPro Inc

Client Sample ID: FWGLL1-078C-0061-GW

GC/MS Volatiles

Lot-Sample #...: A5G120109-005 **Work Order #...:** HE9CJ1AJ **Matrix.....:** WG
Date Sampled...: 07/11/05 15:24 **Date Received..:** 07/12/05
Prep Date.....: 07/25/05 **Analysis Date..:** 07/25/05
Prep Batch #...: 5207150
Dilution Factor: 1 **Initial Wgt/Vol:** 5 mL **Final Wgt/Vol..:** 5 mL
Method.....: SW846 8260B

PARAMETER	RESULT	REPORTING LIMIT	UNITS
Chloromethane	ND	1.0	ug/L
Bromomethane	ND	1.0	ug/L
Vinyl chloride	ND	1.0	ug/L
Chloroethane	ND	1.0	ug/L
Methylene chloride	ND	2.0	ug/L
Acetone	ND	10	ug/L
Carbon disulfide	ND	1.0	ug/L
1,1-Dichloroethene	ND	1.0	ug/L
1,1-Dichloroethane	ND	1.0	ug/L
1,2-Dichloroethene (total)	ND	1.0	ug/L
Chloroform	ND	1.0	ug/L
1,2-Dichloroethane	ND	1.0	ug/L
2-Butanone	ND	10	ug/L
1,1,1-Trichloroethane	ND	1.0	ug/L
Carbon tetrachloride	ND	1.0	ug/L
Bromodichloromethane	ND	1.0	ug/L
1,2-Dichloropropane	ND	1.0	ug/L
cis-1,3-Dichloropropene	ND	1.0	ug/L
Trichloroethene	ND	1.0	ug/L
Dibromochloromethane	ND	1.0	ug/L
1,1,2-Trichloroethane	ND	1.0	ug/L
Benzene	ND	1.0	ug/L
trans-1,3-Dichloropropene	ND	1.0	ug/L
Bromoform	ND	1.0	ug/L
4-Methyl-2-pentanone	ND	10	ug/L
2-Hexanone	ND	10	ug/L
Tetrachloroethene	ND	1.0	ug/L
1,1,2,2-Tetrachloroethane	ND	1.0	ug/L
Toluene	ND	1.0	ug/L
Chlorobenzene	ND	1.0	ug/L
Ethylbenzene	ND	1.0	ug/L
Styrene	ND	1.0	ug/L
Xylenes (total)	ND	2.0	ug/L

SURROGATE	PERCENT RECOVERY	RECOVERY LIMITS
Dibromofluoromethane	87	(73 - 122)
1,2-Dichloroethane-d4	84	(61 - 128)
Toluene-d8	93	(76 - 110)
4-Bromofluorobenzene	96	(74 - 116)

SpecPro Inc

FWGLL1-078C-0061-GW

GC/MS Volatiles

Lot-Sample #: A5G120109-005 **Work Order #:** HE9CJ1AJ **Matrix:** WG

MASS SPECTROMETER/DATA SYSTEM (MSDS) TENTATIVELY IDENTIFIED COMPOUNDS

PARAMETER	CAS #	ESTIMATED RESULT	RETENTION TIME	UNITS
None				ug/L

SpecPro Inc

Client Sample ID: FWGWMP-tb-0085-gw

GC/MS Volatiles

Lot-Sample #...: A5G120109-007 **Work Order #...:** HE9CR1AA **Matrix.....:** WQ
Date Sampled...: 07/11/05 15:30 **Date Received..:** 07/12/05
Prep Date.....: 07/25/05 **Analysis Date..:** 07/25/05
Prep Batch #...: 5207150
Dilution Factor: 1 **Initial Wgt/Vol:** 5 mL **Final Wgt/Vol..:** 5 mL
Method.....: SW846 8260B

PARAMETER	RESULT	REPORTING LIMIT	UNITS
Chloromethane	ND	1.0	ug/L
Bromomethane	ND	1.0	ug/L
Vinyl chloride	ND	1.0	ug/L
Chloroethane	ND	1.0	ug/L
Methylene chloride	**1.2 J**	**2.0**	**ug/L**
Acetone	**23**	**10**	**ug/L**
Carbon disulfide	ND	1.0	ug/L
1,1-Dichloroethene	ND	1.0	ug/L
1,1-Dichloroethane	ND	1.0	ug/L
1,2-Dichloroethene (total)	ND	1.0	ug/L
Chloroform	ND	1.0	ug/L
1,2-Dichloroethane	ND	1.0	ug/L
2-Butanone	**0.65 J**	**10**	**ug/L**
1,1,1-Trichloroethane	ND	1.0	ug/L
Carbon tetrachloride	ND	1.0	ug/L
Bromodichloromethane	ND	1.0	ug/L
1,2-Dichloropropane	ND	1.0	ug/L
cis-1,3-Dichloropropene	ND	1.0	ug/L
Trichloroethene	ND	1.0	ug/L
Dibromochloromethane	ND	1.0	ug/L
1,1,2-Trichloroethane	ND	1.0	ug/L
Benzene	ND	1.0	ug/L
trans-1,3-Dichloropropene	ND	1.0	ug/L
Bromoform	ND	1.0	ug/L
4-Methyl-2-pentanone	ND	10	ug/L
2-Hexanone	ND	10	ug/L
Tetrachloroethene	ND	1.0	ug/L
1,1,2,2-Tetrachloroethane	ND	1.0	ug/L
Toluene	ND	1.0	ug/L
Chlorobenzene	ND	1.0	ug/L
Ethylbenzene	ND	1.0	ug/L
Styrene	ND	1.0	ug/L
Xylenes (total)	ND	2.0	ug/L

SURROGATE	PERCENT RECOVERY	RECOVERY LIMITS
Dibromofluoromethane	90	(73 - 122)
1,2-Dichloroethane-d4	86	(61 - 128)
Toluene-d8	95	(76 - 110)
4-Bromofluorobenzene	94	(74 - 116)

(Continued on next page)

SpecPro Inc

Client Sample ID: FWGWMP-tb-0085-gw

GC/MS Volatiles

Lot-Sample #...: A5G120109-007 **Work Order #...:** HE9CR1AA **Matrix.....:** WQ

NOTE(S):

J Estimated result. Result is less than RL.

SpecPro Inc

FWGWMP-tb-0085-gw

GC/MS Volatiles

Lot-Sample #: A5G120109-007 **Work Order #:** HE9CR1AA **Matrix:** WQ

MASS SPECTROMETER/DATA SYSTEM (MSDS) TENTATIVELY IDENTIFIED COMPOUNDS

PARAMETER	CAS #	ESTIMATED RESULT	RETENTION TIME	UNITS
None				ug/L

SpecPro Inc

Client Sample ID: FWGLL1-083C-0063-GW

GC/MS Volatiles

Lot-Sample #...: A5G120109-008 **Work Order #...:** HE9CV1AJ **Matrix.....:** WG
Date Sampled...: 07/11/05 16:18 **Date Received..:** 07/12/05
Prep Date.....: 07/25/05 **Analysis Date..:** 07/25/05
Prep Batch #...: 5207150
Dilution Factor: 1 **Initial Wgt/Vol:** 5 mL **Final Wgt/Vol..:** 5 mL
Method.....: SW846 8260B

PARAMETER	RESULT	REPORTING LIMIT	UNITS
Chloromethane	ND	1.0	ug/L
Bromomethane	ND	1.0	ug/L
Vinyl chloride	ND	1.0	ug/L
Chloroethane	ND	1.0	ug/L
Methylene chloride	ND	2.0	ug/L
Acetone	ND	10	ug/L
Carbon disulfide	ND	1.0	ug/L
1,1-Dichloroethene	ND	1.0	ug/L
1,1-Dichloroethane	ND	1.0	ug/L
1,2-Dichloroethene (total)	ND	1.0	ug/L
Chloroform	ND	1.0	ug/L
1,2-Dichloroethane	ND	1.0	ug/L
2-Butanone	ND	10	ug/L
1,1,1-Trichloroethane	ND	1.0	ug/L
Carbon tetrachloride	ND	1.0	ug/L
Bromodichloromethane	ND	1.0	ug/L
1,2-Dichloropropane	ND	1.0	ug/L
cis-1,3-Dichloropropene	ND	1.0	ug/L
Trichloroethene	ND	1.0	ug/L
Dibromochloromethane	ND	1.0	ug/L
1,1,2-Trichloroethane	ND	1.0	ug/L
Benzene	ND	1.0	ug/L
trans-1,3-Dichloropropene	ND	1.0	ug/L
Bromoform	ND	1.0	ug/L
4-Methyl-2-pentanone	ND	10	ug/L
2-Hexanone	ND	10	ug/L
Tetrachloroethene	ND	1.0	ug/L
1,1,2,2-Tetrachloroethane	ND	1.0	ug/L
Toluene	ND	1.0	ug/L
Chlorobenzene	ND	1.0	ug/L
Ethylbenzene	ND	1.0	ug/L
Styrene	ND	1.0	ug/L
Xylenes (total)	ND	2.0	ug/L

SURROGATE	PERCENT RECOVERY	RECOVERY LIMITS
Dibromofluoromethane	87	(73 - 122)
1,2-Dichloroethane-d4	86	(61 - 128)
Toluene-d8	95	(76 - 110)
4-Bromofluorobenzene	93	(74 - 116)

SpecPro Inc

FWGLL1-083C-0063-GW

GC/MS Volatiles

Lot-Sample #: A5G120109-008 **Work Order #:** HE9CV1AJ **Matrix:** WG

MASS SPECTROMETER/DATA SYSTEM (MSDS) TENTATIVELY IDENTIFIED COMPOUNDS

PARAMETER	CAS #	ESTIMATED RESULT	RETENTION TIME	UNITS
None				ug/L

METHOD BLANK REPORT

GC/MS Volatiles

Client Lot #...: A5G120109 **Work Order #...:** HF8VC1AA **Matrix.....:** WATER
MB Lot-Sample #: A5G260000-150

Prep Date.....: 07/25/05 **Final Wgt/Vol..:** 5 mL
Analysis Date..: 07/25/05 **Prep Batch #...:** 5207150
Dilution Factor: 1 **Initial Wgt/Vol:** 5 mL

PARAMETER	RESULT	REPORTING LIMIT	UNITS	METHOD
Chloromethane	ND	1.0	ug/L	SW846 8260B
Bromomethane	ND	1.0	ug/L	SW846 8260B
Vinyl chloride	ND	1.0	ug/L	SW846 8260B
Chloroethane	ND	1.0	ug/L	SW846 8260B
Methylene chloride	ND	2.0	ug/L	SW846 8260B
Acetone	ND	10	ug/L	SW846 8260B
Carbon disulfide	ND	1.0	ug/L	SW846 8260B
1,1-Dichloroethene	ND	1.0	ug/L	SW846 8260B
1,1-Dichloroethane	ND	1.0	ug/L	SW846 8260B
1,2-Dichloroethene (total)	ND	1.0	ug/L	SW846 8260B
Chloroform	ND	1.0	ug/L	SW846 8260B
1,2-Dichloroethane	ND	1.0	ug/L	SW846 8260B
2-Butanone	ND	10	ug/L	SW846 8260B
1,1,1-Trichloroethane	ND	1.0	ug/L	SW846 8260B
Carbon tetrachloride	ND	1.0	ug/L	SW846 8260B
Bromodichloromethane	ND	1.0	ug/L	SW846 8260B
1,2-Dichloropropane	ND	1.0	ug/L	SW846 8260B
cis-1,3-Dichloropropene	ND	1.0	ug/L	SW846 8260B
Trichloroethene	ND	1.0	ug/L	SW846 8260B
Dibromochloromethane	ND	1.0	ug/L	SW846 8260B
1,1,2-Trichloroethane	ND	1.0	ug/L	SW846 8260B
Benzene	ND	1.0	ug/L	SW846 8260B
trans-1,3-Dichloropropene	ND	1.0	ug/L	SW846 8260B
Bromoform	ND	1.0	ug/L	SW846 8260B
4-Methyl-2-pentanone	ND	10	ug/L	SW846 8260B
2-Hexanone	ND	10	ug/L	SW846 8260B
Tetrachloroethene	ND	1.0	ug/L	SW846 8260B
1,1,2,2-Tetrachloroethane	ND	1.0	ug/L	SW846 8260B
Toluene	ND	1.0	ug/L	SW846 8260B
Chlorobenzene	ND	1.0	ug/L	SW846 8260B
Ethylbenzene	ND	1.0	ug/L	SW846 8260B
Styrene	ND	1.0	ug/L	SW846 8260B
Xylenes (total)	ND	2.0	ug/L	SW846 8260B

SURROGATE	PERCENT RECOVERY	RECOVERY LIMITS
Dibromofluoromethane	85	(73 - 122)
1,2-Dichloroethane-d4	84	(61 - 128)
Toluene-d8	95	(76 - 110)
4-Bromofluorobenzene	93	(74 - 116)

(Continued on next page)

METHOD BLANK REPORT

GC/MS Volatiles

Client Lot #...: A5G120109 **Work Order #...:** HF8VC1AA **Matrix.....:** WATER

NOTE(S):

Calculations are performed before rounding to avoid round-off errors in calculated results.

SpecPro Inc

Method Blank Report

GC/MS Volatiles

Lot-Sample #: A5G260000-150 B **Work Order #:** HF8VC1AA **Matrix:** WATER

MASS SPECTROMETER/DATA SYSTEM (MSDS) TENTATIVELY IDENTIFIED COMPOUNDS

PARAMETER	CAS #	ESTIMATED RESULT	RETENTION TIME	UNITS
None				ug/L

LABORATORY CONTROL SAMPLE EVALUATION REPORT

GC/MS Volatiles

Client Lot #...: A5G120109 **Work Order #...:** HF8VC1AC-LCS **Matrix.....:** WATER
LCS Lot-Sample#: A5G260000-150 HF8VC1AD-LCSD
Prep Date.....: 07/25/05 **Analysis Date..:** 07/25/05
Prep Batch #...: 5207150
Dilution Factor: 1 **Final Wgt/Vol..:** 5 mL
Initial Wgt/Vol: 5 mL

PARAMETER	PERCENT RECOVERY	RECOVERY LIMITS	RPD	RPD LIMITS	METHOD
1,1-Dichloroethene	**96**	**(63 - 130)**			**SW846 8260B**
	95	**(63 - 130)**	**0.77**	**(0-20)**	**SW846 8260B**
Trichloroethene	**92**	**(75 - 122)**			**SW846 8260B**
	93	**(75 - 122)**	**0.070**	**(0-20)**	**SW846 8260B**
Benzene	**87**	**(80 - 116)**			**SW846 8260B**
	90	**(80 - 116)**	**3.5**	**(0-20)**	**SW846 8260B**
Toluene	**98**	**(74 - 119)**			**SW846 8260B**
	100	**(74 - 119)**	**2.7**	**(0-20)**	**SW846 8260B**
Chlorobenzene	**94**	**(76 - 117)**			**SW846 8260B**
	98	**(76 - 117)**	**4.4**	**(0-20)**	**SW846 8260B**

SURROGATE	PERCENT RECOVERY	RECOVERY LIMITS
Dibromofluoromethane	88	(73 - 122)
	89	(73 - 122)
1,2-Dichloroethane-d4	90	(61 - 128)
	89	(61 - 128)
Toluene-d8	97	(76 - 110)
	96	(76 - 110)
4-Bromofluorobenzene	97	(74 - 116)
	97	(74 - 116)

NOTE(S):

Calculations are performed before rounding to avoid round-off errors in calculated results.

Bold print denotes control parameters

LABORATORY CONTROL SAMPLE DATA REPORT

GC/MS Volatiles

Client Lot #...: A5G120109 **Work Order #...:** HF8VC1AC-LCS **Matrix.....:** WATER
LCS Lot-Sample#: A5G260000-150 HF8VC1AD-LCSD
Prep Date.....: 07/25/05 **Analysis Date..:** 07/25/05
Prep Batch #...: 5207150
Dilution Factor: 1 **Final Wgt/Vol..:** 5 mL
Initial Wgt/Vol: 5 mL

PARAMETER	SPIKE AMOUNT	MEASURED AMOUNT	UNITS	PERCENT RECOVERY	RPD	METHOD
1,1-Dichloroethene	**10**	**9.6**	**ug/L**	**96**		**SW846 8260B**
	10	**9.5**	**ug/L**	**95**	**0.77**	**SW846 8260B**
Trichloroethene	**10**	**9.2**	**ug/L**	**92**		**SW846 8260B**
	10	**9.3**	**ug/L**	**93**	**0.070**	**SW846 8260B**
Benzene	**10**	**8.7**	**ug/L**	**87**		**SW846 8260B**
	10	**9.0**	**ug/L**	**90**	**3.5**	**SW846 8260B**
Toluene	**10**	**9.8**	**ug/L**	**98**		**SW846 8260B**
	10	**10**	**ug/L**	**100**	**2.7**	**SW846 8260B**
Chlorobenzene	**10**	**9.4**	**ug/L**	**94**		**SW846 8260B**
	10	**9.8**	**ug/L**	**98**	**4.4**	**SW846 8260B**

SURROGATE	PERCENT RECOVERY	RECOVERY LIMITS
Dibromofluoromethane	88	(73 - 122)
	89	(73 - 122)
1,2-Dichloroethane-d4	90	(61 - 128)
	89	(61 - 128)
Toluene-d8	97	(76 - 110)
	96	(76 - 110)
4-Bromofluorobenzene	97	(74 - 116)
	97	(74 - 116)

NOTE(S):

Calculations are performed before rounding to avoid round-off errors in calculated results.

Bold print denotes control parameters

MATRIX SPIKE SAMPLE EVALUATION REPORT

GC/MS Volatiles

Client Lot #...: A5G120109 **Work Order #...:** HFC161AC-MS **Matrix.....:** WATER
MS Lot-Sample #: A5G130131-005 HFC161AD-MSD
Date Sampled...: 07/12/05 10:32 **Date Received..:** 07/13/05
Prep Date.....: 07/25/05 **Analysis Date..:** 07/25/05
Prep Batch #...: 5207150
Dilution Factor: 1 **Initial Wgt/Vol:** 5 mL **Final Wgt/Vol..:** 5 mL

PARAMETER	PERCENT RECOVERY	RECOVERY LIMITS	RPD	RPD LIMITS	METHOD
1,1-Dichloroethene	**88**	**(62 - 130)**			**SW846 8260B**
	94	**(62 - 130)**	**6.9**	**(0-20)**	**SW846 8260B**
Trichloroethene	**88**	**(62 - 130)**			**SW846 8260B**
	93	**(62 - 130)**	**5.6**	**(0-20)**	**SW846 8260B**
Benzene	**85**	**(78 - 118)**			**SW846 8260B**
	90	**(78 - 118)**	**5.7**	**(0-20)**	**SW846 8260B**
Toluene	**98**	**(70 - 119)**			**SW846 8260B**
	98	**(70 - 119)**	**0.63**	**(0-20)**	**SW846 8260B**
Chlorobenzene	**93**	**(76 - 117)**			**SW846 8260B**
	93	**(76 - 117)**	**0.04**	**(0-20)**	**SW846 8260B**

SURROGATE	PERCENT RECOVERY	RECOVERY LIMITS
Dibromofluoromethane	86	(73 - 122)
	88	(73 - 122)
1,2-Dichloroethane-d4	90	(61 - 128)
	91	(61 - 128)
Toluene-d8	97	(76 - 110)
	94	(76 - 110)
4-Bromofluorobenzene	98	(74 - 116)
	95	(74 - 116)

NOTE(S):

Calculations are performed before rounding to avoid round-off errors in calculated results.

Bold print denotes control parameters

MATRIX SPIKE SAMPLE DATA REPORT

GC/MS Volatiles

Client Lot #...: A5G120109 **Work Order #...:** HFC161AC-MS **Matrix.....:** WATER
MS Lot-Sample #: A5G130131-005 HFC161AD-MSD
Date Sampled...: 07/12/05 10:32 **Date Received..:** 07/13/05
Prep Date.....: 07/25/05 **Analysis Date..:** 07/25/05
Prep Batch #...: 5207150
Dilution Factor: 1 **Initial Wgt/Vol:** 5 mL **Final Wgt/Vol..:** 5 mL

PARAMETER	SAMPLE AMOUNT	SPIKE AMT	MEASRD AMOUNT	UNITS	PERCNT RECVRY	RPD	METHOD
1,1-Dichloroethene	**ND**	**10**	**8.8**	**ug/L**	**88**		**SW846 8260B**
	ND	**10**	**9.4**	**ug/L**	**94**	**6.9**	**SW846 8260B**
Trichloroethene	**ND**	**10**	**8.8**	**ug/L**	**88**		**SW846 8260B**
	ND	**10**	**9.3**	**ug/L**	**93**	**5.6**	**SW846 8260B**
Benzene	**ND**	**10**	**8.5**	**ug/L**	**85**		**SW846 8260B**
	ND	**10**	**9.0**	**ug/L**	**90**	**5.7**	**SW846 8260B**
Toluene	**ND**	**10**	**9.8**	**ug/L**	**98**		**SW846 8260B**
	ND	**10**	**9.8**	**ug/L**	**98**	**0.63**	**SW846 8260B**
Chlorobenzene	**ND**	**10**	**9.3**	**ug/L**	**93**		**SW846 8260B**
	ND	**10**	**9.3**	**ug/L**	**93**	**0.04**	**SW846 8260B**

SURROGATE	PERCENT RECOVERY	RECOVERY LIMITS
Dibromofluoromethane	86	(73 - 122)
	88	(73 - 122)
1,2-Dichloroethane-d4	90	(61 - 128)
	91	(61 - 128)
Toluene-d8	97	(76 - 110)
	94	(76 - 110)
4-Bromofluorobenzene	98	(74 - 116)
	95	(74 - 116)

NOTE(S):

Calculations are performed before rounding to avoid round-off errors in calculated results.

Bold print denotes control parameters

GCMS SEMIVOLATILE DATA

SpecPro Inc

Client Sample ID: FWGLL1-083C-0083-GW

GC/MS Semivolatiles

Lot-Sample #...: A5G120109-001 **Work Order #...:** HE9CA1AA **Matrix.....:** WG
Date Sampled...: 07/11/05 16:18 **Date Received..:** 07/12/05
Prep Date.....: 07/12/05 **Analysis Date..:** 07/15/05
Prep Batch #...: 5193334
Dilution Factor: 1 **Initial Wgt/Vol:** 1040 mL **Final Wgt/Vol..:** 2 mL
Method.....: SW846 8270C

PARAMETER	RESULT	REPORTING LIMIT	UNITS
Phenol	ND	1.0	ug/L
bis(2-Chloroethyl)-ether	ND	1.0	ug/L
2-Chlorophenol	ND	1.0	ug/L
1,3-Dichlorobenzene	ND	1.0	ug/L
1,4-Dichlorobenzene	ND	1.0	ug/L
1,2-Dichlorobenzene	ND	1.0	ug/L
2-Methylphenol	ND	1.0	ug/L
2,2'-oxybis(1-Chloro-propane)	ND	1.0	ug/L
4-Methylphenol	ND	1.0	ug/L
N-Nitrosodi-n-propyl-amine	ND	1.0	ug/L
Hexachloroethane	ND	1.0	ug/L
Nitrobenzene	ND	1.0	ug/L
Isophorone	ND	1.0	ug/L
2-Nitrophenol	ND	2.0	ug/L
2,4-Dimethylphenol	ND	2.0	ug/L
bis(2-Chloroethoxy) methane	ND	1.0	ug/L
2,4-Dichlorophenol	ND	2.0	ug/L
1,2,4-Trichloro-benzene	ND	1.0	ug/L
Naphthalene	ND	0.20	ug/L
4-Chloroaniline	ND	2.0	ug/L
Hexachlorobutadiene	ND	1.0	ug/L
4-Chloro-3-methylphenol	ND	2.0	ug/L
2-Methylnaphthalene	ND	0.20	ug/L
Hexachlorocyclopenta-diene	ND	10	ug/L
2,4,6-Trichloro-phenol	ND	5.0	ug/L
2,4,5-Trichloro-phenol	ND	5.0	ug/L
2-Chloronaphthalene	ND	1.0	ug/L
2-Nitroaniline	ND	2.0	ug/L
Dimethyl phthalate	ND	1.0	ug/L
Acenaphthylene	ND	0.20	ug/L

(Continued on next page)

SpecPro Inc

Client Sample ID: FWGLL1-083C-0083-GW

GC/MS Semivolatiles

Lot-Sample #...: A5G120109-001 **Work Order #...:** HE9CA1AA **Matrix.....:** WG

PARAMETER	RESULT	REPORTING LIMIT	UNITS
2,6-Dinitrotoluene	**1.4 J**	**5.0**	**ug/L**
3-Nitroaniline	ND	2.0	ug/L
Acenaphthene	ND	0.20	ug/L
2,4-Dinitrophenol	ND	5.0	ug/L
4-Nitrophenol	ND	5.0	ug/L
Dibenzofuran	ND	1.0	ug/L
2,4-Dinitrotoluene	**2.2 J**	**5.0**	**ug/L**
Diethyl phthalate	ND	1.0	ug/L
4-Chlorophenyl phenyl ether	ND	2.0	ug/L
Fluorene	ND	0.20	ug/L
4-Nitroaniline	ND	2.0	ug/L
4,6-Dinitro-2-methylphenol	ND	5.0	ug/L
N-Nitrosodiphenylamine	ND	1.0	ug/L
4-Bromophenyl phenyl ether	ND	2.0	ug/L
Hexachlorobenzene	ND	0.20	ug/L
Pentachlorophenol	ND	5.0	ug/L
Phenanthrene	ND	0.20	ug/L
Anthracene	ND	0.20	ug/L
Carbazole	ND	1.0	ug/L
Di-n-butyl phthalate	**0.81 J,B**	**1.0**	**ug/L**
Fluoranthene	ND	0.20	ug/L
Pyrene	ND	0.20	ug/L
Butyl benzyl phthalate	ND	1.0	ug/L
3,3'-Dichlorobenzidine	ND	5.0	ug/L
Benzo(a)anthracene	ND	0.20	ug/L
Chrysene	ND	0.20	ug/L
bis(2-Ethylhexyl) phthalate	**4.7 B**	**1.0**	**ug/L**
Di-n-octyl phthalate	ND	1.0	ug/L
Benzo(b)fluoranthene	ND	0.20	ug/L
Benzo(k)fluoranthene	ND	0.20	ug/L
Benzo(a)pyrene	ND	0.20	ug/L
Indeno(1,2,3-cd)pyrene	ND	0.20	ug/L
Dibenz(a,h)anthracene	ND	0.20	ug/L
Benzo(ghi)perylene	ND	0.20	ug/L

(Continued on next page)

SpecPro Inc

Client Sample ID: FWGLL1-083C-0083-GW

GC/MS Semivolatiles

Lot-Sample #...: A5G120109-001 **Work Order #...:** HE9CA1AA **Matrix.....:** WG

SURROGATE	PERCENT RECOVERY	RECOVERY LIMITS
Nitrobenzene-d5	95	(32 - 112)
2-Fluorobiphenyl	65	(30 - 110)
Terphenyl-d14	94	(51 - 135)
Phenol-d5	76	(10 - 117)
2-Fluorophenol	54	(19 - 108)
2,4,6-Tribromophenol	80	(42 - 124)

NOTE(S):

J Estimated result. Result is less than RL.

B Method blank contamination. The associated method blank contains the target analyte at a reportable level.

SpecPro Inc

FWGLL1-083C-0083-GW

GC/MS Semivolatiles

Lot-Sample #: A5G120109-001 **Work Order #:** HE9CA1AA **Matrix:** WG

MASS SPECTROMETER/DATA SYSTEM (MSDS) TENTATIVELY IDENTIFIED COMPOUNDS

PARAMETER	CAS #	ESTIMATED RESULT		RETENTION TIME	UNITS
Unknown		4.5 J	M	5.8978	ug/L
Unknown		3.0 J	M	6.2985	ug/L
Unknown		7.6 J	M	7.0571	ug/L
Unknown		6.0 J	M	7.2387	ug/L
Unknown		0.80 J	M	8.0453	ug/L
Unknown Hydrocarbon		1.3 J	M	8.5261	ug/L
Unknown Hydrocarbon		1.2 J	M	8.7879	ug/L
Unknown Hydrocarbon		1.3 J	M	9.0604	ug/L
Unknown Hydrocarbon		1.7 J	M	9.3649	ug/L
Unknown Hydrocarbon		1.6 J	M	9.7068	ug/L
Unknown Hydrocarbon		0.94 J	M	10.107	ug/L
Unknown Hydrocarbon		0.81 J	M	10.566	ug/L
Unknown		75 J	M	11.64	ug/L

NOTE(S):

M: Result was measured against nearest internal standard assuming a response factor of 1.

SpecPro Inc

Client Sample ID: FWGLL1-080C-0062-GW

GC/MS Semivolatiles

Lot-Sample #...: A5G120109-003 **Work Order #...:** HE9CF1AA **Matrix.....:** WG
Date Sampled...: 07/11/05 14:50 **Date Received..:** 07/12/05
Prep Date.....: 07/12/05 **Analysis Date..:** 07/15/05
Prep Batch #...: 5193334
Dilution Factor: 1 **Initial Wgt/Vol:** 1050 mL **Final Wgt/Vol..:** 2 mL
Method.....: SW846 8270C

PARAMETER	RESULT	REPORTING LIMIT	UNITS
Phenol	ND	1.0	ug/L
bis(2-Chloroethyl)-ether	ND	1.0	ug/L
2-Chlorophenol	ND	1.0	ug/L
1,3-Dichlorobenzene	ND	1.0	ug/L
1,4-Dichlorobenzene	ND	1.0	ug/L
1,2-Dichlorobenzene	ND	1.0	ug/L
2-Methylphenol	ND	1.0	ug/L
2,2'-oxybis(1-Chloro-propane)	ND	1.0	ug/L
4-Methylphenol	ND	1.0	ug/L
N-Nitrosodi-n-propyl-amine	ND	1.0	ug/L
Hexachloroethane	ND	1.0	ug/L
Nitrobenzene	ND	1.0	ug/L
Isophorone	ND	1.0	ug/L
2-Nitrophenol	ND	2.0	ug/L
2,4-Dimethylphenol	ND	2.0	ug/L
bis(2-Chloroethoxy) methane	ND	1.0	ug/L
2,4-Dichlorophenol	ND	2.0	ug/L
1,2,4-Trichloro-benzene	ND	1.0	ug/L
Naphthalene	ND	0.20	ug/L
4-Chloroaniline	ND	2.0	ug/L
Hexachlorobutadiene	ND	1.0	ug/L
4-Chloro-3-methylphenol	ND	2.0	ug/L
2-Methylnaphthalene	ND	0.20	ug/L
Hexachlorocyclopenta-diene	ND	10	ug/L
2,4,6-Trichloro-phenol	ND	5.0	ug/L
2,4,5-Trichloro-phenol	ND	5.0	ug/L
2-Chloronaphthalene	ND	1.0	ug/L
2-Nitroaniline	ND	2.0	ug/L
Dimethyl phthalate	ND	1.0	ug/L
Acenaphthylene	ND	0.20	ug/L

(Continued on next page)

SpecPro Inc

Client Sample ID: FWGLL1-080C-0062-GW

GC/MS Semivolatiles

Lot-Sample #...: A5G120109-003 **Work Order #...:** HE9CF1AA **Matrix.....:** WG

PARAMETER	RESULT	REPORTING LIMIT	UNITS
2,6-Dinitrotoluene	ND	5.0	ug/L
3-Nitroaniline	ND	2.0	ug/L
Acenaphthene	ND	0.20	ug/L
2,4-Dinitrophenol	ND	5.0	ug/L
4-Nitrophenol	ND	5.0	ug/L
Dibenzofuran	ND	1.0	ug/L
2,4-Dinitrotoluene	ND	5.0	ug/L
Diethyl phthalate	ND	1.0	ug/L
4-Chlorophenyl phenyl ether	ND	2.0	ug/L
Fluorene	ND	0.20	ug/L
4-Nitroaniline	ND	2.0	ug/L
4,6-Dinitro-2-methylphenol	ND	5.0	ug/L
N-Nitrosodiphenylamine	ND	1.0	ug/L
4-Bromophenyl phenyl ether	ND	2.0	ug/L
Hexachlorobenzene	ND	0.20	ug/L
Pentachlorophenol	ND	5.0	ug/L
Phenanthrene	ND	0.20	ug/L
Anthracene	ND	0.20	ug/L
Carbazole	ND	1.0	ug/L
Di-n-butyl phthalate	**1.4 B**	**1.0**	**ug/L**
Fluoranthene	ND	0.20	ug/L
Pyrene	ND	0.20	ug/L
Butyl benzyl phthalate	**0.41 J,B**	**1.0**	**ug/L**
3,3'-Dichlorobenzidine	ND	5.0	ug/L
Benzo(a)anthracene	ND	0.20	ug/L
Chrysene	ND	0.20	ug/L
bis(2-Ethylhexyl) phthalate	**4.6 B**	**1.0**	**ug/L**
Di-n-octyl phthalate	**0.81 J**	**1.0**	**ug/L**
Benzo(b)fluoranthene	ND	0.20	ug/L
Benzo(k)fluoranthene	ND	0.20	ug/L
Benzo(a)pyrene	ND	0.20	ug/L
Indeno(1,2,3-cd)pyrene	ND	0.20	ug/L
Dibenz(a,h)anthracene	ND	0.20	ug/L
Benzo(ghi)perylene	ND	0.20	ug/L

(Continued on next page)

SpecPro Inc

Client Sample ID: FWGLL1-080C-0062-GW

GC/MS Semivolatiles

Lot-Sample #...: A5G120109-003 **Work Order #...:** HE9CF1AA **Matrix.....:** WG

SURROGATE	PERCENT RECOVERY	RECOVERY LIMITS
Nitrobenzene-d5	85	(32 - 112)
2-Fluorobiphenyl	59	(30 - 110)
Terphenyl-d14	89	(51 - 135)
Phenol-d5	64	(10 - 117)
2-Fluorophenol	43	(19 - 108)
2,4,6-Tribromophenol	77	(42 - 124)

NOTE(S):

B Method blank contamination. The associated method blank contains the target analyte at a reportable level.

J Estimated result. Result is less than RL.

SpecPro Inc

FWGLL1-080C-0062-GW

GC/MS Semivolatiles

Lot-Sample #: A5G120109-003 **Work Order #:** HE9CF1AA **Matrix:** WG

MASS SPECTROMETER/DATA SYSTEM (MSDS) TENTATIVELY IDENTIFIED COMPOUNDS

PARAMETER	CAS #	ESTIMATED RESULT		RETENTION TIME	UNITS
Unknown Hydrocarbon		1.5 J	M	9.0669	ug/L
Unknown Hydrocarbon		1.7 J	M	9.7186	ug/L
Unknown Hydrocarbon		1.3 J	M	10.114	ug/L
Unknown		7.9 J	M	10.765	ug/L
Unknown		2.1 J	M	2.8059	ug/L
Unknown		1.8 J	M	3.0944	ug/L
Unknown		1.4 J	M	4.2697	ug/L
Unknown		3.4 J	M	5.7548	ug/L
Diethyltoluamide	134-62-3	73 NJ	M	5.899	ug/L
Unknown Organic Acid		0.91 J	M	6.4279	ug/L
Unknown		0.86 J	M	7.0903	ug/L
Unknown		0.86 J	M	7.2399	ug/L
Unknown Hydrocarbon		1.0 J	M	8.2763	ug/L
Unknown Hydrocarbon		1.1 J	M	8.538	ug/L
Unknown Hydrocarbon		1.6 J	M	8.7945	ug/L

NOTE(S):

M: Result was measured against nearest internal standard assuming a response factor of 1.

SpecPro Inc

Client Sample ID: FWGLL1-078C-0061-GW

GC/MS Semivolatiles

Lot-Sample #...: A5G120109-005 **Work Order #...:** HE9CJ1AA **Matrix.....:** WG
Date Sampled...: 07/11/05 15:24 **Date Received..:** 07/12/05
Prep Date.....: 07/12/05 **Analysis Date..:** 07/15/05
Prep Batch #...: 5193334
Dilution Factor: 1 **Initial Wgt/Vol:** 940 mL **Final Wgt/Vol..:** 2 mL
Method.....: SW846 8270C

PARAMETER	RESULT	REPORTING LIMIT	UNITS
Phenol	ND	1.0	ug/L
bis(2-Chloroethyl)-ether	ND	1.0	ug/L
2-Chlorophenol	ND	1.0	ug/L
1,3-Dichlorobenzene	ND	1.0	ug/L
1,4-Dichlorobenzene	ND	1.0	ug/L
1,2-Dichlorobenzene	ND	1.0	ug/L
2-Methylphenol	ND	1.0	ug/L
2,2'-oxybis(1-Chloro-propane)	ND	1.0	ug/L
4-Methylphenol	ND	1.0	ug/L
N-Nitrosodi-n-propyl-amine	ND	1.0	ug/L
Hexachloroethane	ND	1.0	ug/L
Nitrobenzene	ND	1.0	ug/L
Isophorone	ND	1.0	ug/L
2-Nitrophenol	ND	2.0	ug/L
2,4-Dimethylphenol	ND	2.0	ug/L
bis(2-Chloroethoxy) methane	ND	1.0	ug/L
2,4-Dichlorophenol	ND	2.0	ug/L
1,2,4-Trichloro-benzene	ND	1.0	ug/L
Naphthalene	ND	0.20	ug/L
4-Chloroaniline	ND	2.0	ug/L
Hexachlorobutadiene	ND	1.0	ug/L
4-Chloro-3-methylphenol	ND	2.0	ug/L
2-Methylnaphthalene	ND	0.20	ug/L
Hexachlorocyclopenta-diene	ND	10	ug/L
2,4,6-Trichloro-phenol	ND	5.0	ug/L
2,4,5-Trichloro-phenol	ND	5.0	ug/L
2-Chloronaphthalene	ND	1.0	ug/L
2-Nitroaniline	ND	2.0	ug/L
Dimethyl phthalate	ND	1.0	ug/L
Acenaphthylene	ND	0.20	ug/L

(Continued on next page)

SpecPro Inc

Client Sample ID: FWGLL1-078C-0061-GW

GC/MS Semivolatiles

Lot-Sample #...: A5G120109-005 **Work Order #...:** HE9CJ1AA **Matrix.....:** WG

PARAMETER	RESULT	REPORTING LIMIT	UNITS
2,6-Dinitrotoluene	ND	5.0	ug/L
3-Nitroaniline	ND	2.0	ug/L
Acenaphthene	ND	0.20	ug/L
2,4-Dinitrophenol	ND	5.0	ug/L
4-Nitrophenol	ND	5.0	ug/L
Dibenzofuran	ND	1.0	ug/L
2,4-Dinitrotoluene	ND	5.0	ug/L
Diethyl phthalate	ND	1.0	ug/L
4-Chlorophenyl phenyl ether	ND	2.0	ug/L
Fluorene	ND	0.20	ug/L
4-Nitroaniline	ND	2.0	ug/L
4,6-Dinitro-2-methylphenol	ND	5.0	ug/L
N-Nitrosodiphenylamine	ND	1.0	ug/L
4-Bromophenyl phenyl ether	ND	2.0	ug/L
Hexachlorobenzene	ND	0.20	ug/L
Pentachlorophenol	ND	5.0	ug/L
Phenanthrene	ND	0.20	ug/L
Anthracene	ND	0.20	ug/L
Carbazole	ND	1.0	ug/L
Di-n-butyl phthalate	**0.45 J,B**	**1.0**	**ug/L**
Fluoranthene	ND	0.20	ug/L
Pyrene	ND	0.20	ug/L
Butyl benzyl phthalate	**0.40 J,B**	**1.0**	**ug/L**
3,3'-Dichlorobenzidine	ND	5.0	ug/L
Benzo(a)anthracene	ND	0.20	ug/L
Chrysene	ND	0.20	ug/L
bis(2-Ethylhexyl) phthalate	**2.7 B**	**1.0**	**ug/L**
Di-n-octyl phthalate	ND	1.0	ug/L
Benzo(b)fluoranthene	ND	0.20	ug/L
Benzo(k)fluoranthene	ND	0.20	ug/L
Benzo(a)pyrene	ND	0.20	ug/L
Indeno(1,2,3-cd)pyrene	ND	0.20	ug/L
Dibenz(a,h)anthracene	ND	0.20	ug/L
Benzo(ghi)perylene	ND	0.20	ug/L

(Continued on next page)

SpecPro Inc

Client Sample ID: FWGLL1-078C-0061-GW

GC/MS Semivolatiles

Lot-Sample #...: A5G120109-005 **Work Order #...:** HE9CJ1AA **Matrix.....:** WG

SURROGATE	PERCENT RECOVERY	RECOVERY LIMITS
Nitrobenzene-d5	84	(32 - 112)
2-Fluorobiphenyl	69	(30 - 110)
Terphenyl-d14	95	(51 - 135)
Phenol-d5	59	(10 - 117)
2-Fluorophenol	27	(19 - 108)
2,4,6-Tribromophenol	82	(42 - 124)

NOTE(S):

J Estimated result. Result is less than RL.

B Method blank contamination. The associated method blank contains the target analyte at a reportable level.

SpecPro Inc

FWGLL1-078C-0061-GW

GC/MS Semivolatiles

Lot-Sample #: A5G120109-005 **Work Order #:** HE9CJ1AA **Matrix:** WG

MASS SPECTROMETER/DATA SYSTEM (MSDS) TENTATIVELY IDENTIFIED COMPOUNDS

PARAMETER	CAS #	ESTIMATED RESULT		RETENTION TIME	UNITS
Unknown		1.2 J	M	2.8021	ug/L
Unknown		0.91 J	M	3.0906	ug/L
Diethyltoluamide	134-62-3	27 NJ	M	5.8899	ug/L
Unknown Hydrocarbon		2.0 J	M	8.2671	ug/L
Unknown Hydrocarbon		3.2 J	M	8.5289	ug/L
Unknown Hydrocarbon		3.9 J	M	8.7853	ug/L
Unknown Hydrocarbon		5.1 J	M	9.0578	ug/L
Unknown		6.7 J	M	9.186	ug/L
Unknown Hydrocarbon		4.3 J	M	9.3623	ug/L
Unknown Hydrocarbon		4.3 J	M	9.7095	ug/L
Unknown Hydrocarbon		2.8 J	M	10.104	ug/L
Unknown Hydrocarbon		1.8 J	M	10.564	ug/L
Unknown		9.0 J	M	10.74	ug/L
Unknown Hydrocarbon		0.87 J	M	11.109	ug/L

NOTE(S):

M: Result was measured against nearest internal standard assuming a response factor of 1.

SpecPro Inc

Client Sample ID: FWGLL1-083C-0063-GW

GC/MS Semivolatiles

Lot-Sample #...: A5G120109-008 **Work Order #...:** HE9CV1AA **Matrix.....:** WG
Date Sampled...: 07/11/05 16:18 **Date Received..:** 07/12/05
Prep Date.....: 07/12/05 **Analysis Date..:** 07/15/05
Prep Batch #...: 5193334
Dilution Factor: 1 **Initial Wgt/Vol:** 1050 mL **Final Wgt/Vol..:** 2 mL
Method.....: SW846 8270C

PARAMETER	RESULT	REPORTING LIMIT	UNITS
Phenol	ND	1.0	ug/L
bis(2-Chloroethyl)-ether	ND	1.0	ug/L
2-Chlorophenol	ND	1.0	ug/L
1,3-Dichlorobenzene	ND	1.0	ug/L
1,4-Dichlorobenzene	ND	1.0	ug/L
1,2-Dichlorobenzene	ND	1.0	ug/L
2-Methylphenol	ND	1.0	ug/L
2,2'-oxybis(1-Chloro-propane)	ND	1.0	ug/L
4-Methylphenol	ND	1.0	ug/L
N-Nitrosodi-n-propyl-amine	ND	1.0	ug/L
Hexachloroethane	ND	1.0	ug/L
Nitrobenzene	ND	1.0	ug/L
Isophorone	ND	1.0	ug/L
2-Nitrophenol	ND	2.0	ug/L
2,4-Dimethylphenol	ND	2.0	ug/L
bis(2-Chloroethoxy) methane	ND	1.0	ug/L
2,4-Dichlorophenol	ND	2.0	ug/L
1,2,4-Trichloro-benzene	ND	1.0	ug/L
Naphthalene	ND	0.20	ug/L
4-Chloroaniline	ND	2.0	ug/L
Hexachlorobutadiene	ND	1.0	ug/L
4-Chloro-3-methylphenol	ND	2.0	ug/L
2-Methylnaphthalene	ND	0.20	ug/L
Hexachlorocyclopenta-diene	ND	10	ug/L
2,4,6-Trichloro-phenol	ND	5.0	ug/L
2,4,5-Trichloro-phenol	ND	5.0	ug/L
2-Chloronaphthalene	ND	1.0	ug/L
2-Nitroaniline	ND	2.0	ug/L
Dimethyl phthalate	ND	1.0	ug/L
Acenaphthylene	ND	0.20	ug/L

(Continued on next page)

SpecPro Inc

Client Sample ID: FWGLL1-083C-0063-GW

GC/MS Semivolatiles

Lot-Sample #...: A5G120109-008 **Work Order #...:** HE9CV1AA **Matrix.....:** WG

PARAMETER	RESULT	REPORTING LIMIT	UNITS
2,6-Dinitrotoluene	ND	5.0	ug/L
3-Nitroaniline	ND	2.0	ug/L
Acenaphthene	ND	0.20	ug/L
2,4-Dinitrophenol	ND	5.0	ug/L
4-Nitrophenol	ND	5.0	ug/L
Dibenzofuran	ND	1.0	ug/L
2,4-Dinitrotoluene	**2.2 J**	**5.0**	**ug/L**
Diethyl phthalate	ND	1.0	ug/L
4-Chlorophenyl phenyl ether	ND	2.0	ug/L
Fluorene	ND	0.20	ug/L
4-Nitroaniline	ND	2.0	ug/L
4,6-Dinitro-2-methylphenol	ND	5.0	ug/L
N-Nitrosodiphenylamine	ND	1.0	ug/L
4-Bromophenyl phenyl ether	ND	2.0	ug/L
Hexachlorobenzene	ND	0.20	ug/L
Pentachlorophenol	ND	5.0	ug/L
Phenanthrene	ND	0.20	ug/L
Anthracene	ND	0.20	ug/L
Carbazole	ND	1.0	ug/L
Di-n-butyl phthalate	**0.82 J,B**	**1.0**	**ug/L**
Fluoranthene	ND	0.20	ug/L
Pyrene	ND	0.20	ug/L
Butyl benzyl phthalate	**0.33 J,B**	**1.0**	**ug/L**
3,3'-Dichlorobenzidine	ND	5.0	ug/L
Benzo(a)anthracene	ND	0.20	ug/L
Chrysene	ND	0.20	ug/L
bis(2-Ethylhexyl) phthalate	**3.3 B**	**1.0**	**ug/L**
Di-n-octyl phthalate	ND	1.0	ug/L
Benzo(b)fluoranthene	ND	0.20	ug/L
Benzo(k)fluoranthene	ND	0.20	ug/L
Benzo(a)pyrene	ND	0.20	ug/L
Indeno(1,2,3-cd)pyrene	ND	0.20	ug/L
Dibenz(a,h)anthracene	ND	0.20	ug/L
Benzo(ghi)perylene	ND	0.20	ug/L

(Continued on next page)

SpecPro Inc

Client Sample ID: FWGLL1-083C-0063-GW

GC/MS Semivolatiles

Lot-Sample #...: A5G120109-008 **Work Order #...:** HE9CV1AA **Matrix.....:** WG

SURROGATE	PERCENT RECOVERY	RECOVERY LIMITS
Nitrobenzene-d5	75	(32 - 112)
2-Fluorobiphenyl	66	(30 - 110)
Terphenyl-d14	92	(51 - 135)
Phenol-d5	43	(10 - 117)
2-Fluorophenol	10 *	(19 - 108)
2,4,6-Tribromophenol	76	(42 - 124)

NOTE(S):

* Surrogate recovery is outside stated control limits.

J Estimated result. Result is less than RL.

B Method blank contamination. The associated method blank contains the target analyte at a reportable level.

SpecPro Inc

FWGLL1-083C-0063-GW

GC/MS Semivolatiles

Lot-Sample #: A5G120109-008 **Work Order #:** HE9CV1AA **Matrix:** WG

MASS SPECTROMETER/DATA SYSTEM (MSDS) TENTATIVELY IDENTIFIED COMPOUNDS

PARAMETER	CAS #	ESTIMATED RESULT		RETENTION TIME	UNITS
Unknown		3.9 J	M	5.8951	ug/L
Unknown		3.1 J	M	6.3011	ug/L
Unknown		7.1 J	M	7.0597	ug/L
Unknown		6.0 J	M	7.236	ug/L
Unknown		1.4 J	M	8.0533	ug/L
Unknown Hydrocarbon		1.9 J	M	8.5341	ug/L
Unknown Hydrocarbon		2.3 J	M	8.7905	ug/L
Unknown Hydrocarbon		2.3 J	M	9.0683	ug/L
Unknown		1.7 J	M	9.1698	ug/L
Unknown Hydrocarbon		2.9 J	M	9.3728	ug/L
Unknown Hydrocarbon		2.8 J	M	9.7147	ug/L
Unknown Hydrocarbon		2.4 J	M	10.115	ug/L
Unknown Hydrocarbon		2.1 J	M	10.574	ug/L
Unknown Hydrocarbon		1.9 J	M	11.119	ug/L
Unknown		8.8 J	M	11.803	ug/L

NOTE(S):

M: Result was measured against nearest internal standard assuming a response factor of 1.

METHOD BLANK REPORT

GC/MS Semivolatiles

Client Lot #...: A5G120109 **Work Order #...:** HFAL91AA **Matrix.....:** WATER
MB Lot-Sample #: A5G120000-334

Prep Date.....: 07/12/05 **Final Wgt/Vol..:** 2 mL
Analysis Date..: 07/15/05 **Prep Batch #...:** 5193334
Dilution Factor: 1 **Initial Wgt/Vol:** 1000 mL

PARAMETER	RESULT	REPORTING LIMIT	UNITS	METHOD
Phenol	ND	1.0	ug/L	SW846 8270C
bis(2-Chloroethyl)-ether	ND	1.0	ug/L	SW846 8270C
2-Chlorophenol	ND	1.0	ug/L	SW846 8270C
1,3-Dichlorobenzene	ND	1.0	ug/L	SW846 8270C
1,4-Dichlorobenzene	ND	1.0	ug/L	SW846 8270C
1,2-Dichlorobenzene	ND	1.0	ug/L	SW846 8270C
2-Methylphenol	ND	1.0	ug/L	SW846 8270C
2,2'-oxybis(1-Chloro-propane)	ND	1.0	ug/L	SW846 8270C
4-Methylphenol	ND	1.0	ug/L	SW846 8270C
N-Nitrosodi-n-propyl-amine	ND	1.0	ug/L	SW846 8270C
Hexachloroethane	ND	1.0	ug/L	SW846 8270C
Nitrobenzene	ND	1.0	ug/L	SW846 8270C
Isophorone	ND	1.0	ug/L	SW846 8270C
2-Nitrophenol	ND	2.0	ug/L	SW846 8270C
2,4-Dimethylphenol	ND	2.0	ug/L	SW846 8270C
bis(2-Chloroethoxy) methane	ND	1.0	ug/L	SW846 8270C
2,4-Dichlorophenol	ND	2.0	ug/L	SW846 8270C
1,2,4-Trichloro-benzene	ND	1.0	ug/L	SW846 8270C
Naphthalene	ND	0.20	ug/L	SW846 8270C
4-Chloroaniline	ND	2.0	ug/L	SW846 8270C
Hexachlorobutadiene	ND	1.0	ug/L	SW846 8270C
4-Chloro-3-methylphenol	ND	2.0	ug/L	SW846 8270C
2-Methylnaphthalene	ND	0.20	ug/L	SW846 8270C
Hexachlorocyclopenta-diene	ND	10	ug/L	SW846 8270C
2,4,6-Trichloro-phenol	ND	5.0	ug/L	SW846 8270C
2,4,5-Trichloro-phenol	ND	5.0	ug/L	SW846 8270C
2-Chloronaphthalene	ND	1.0	ug/L	SW846 8270C
2-Nitroaniline	ND	2.0	ug/L	SW846 8270C
Dimethyl phthalate	ND	1.0	ug/L	SW846 8270C
Acenaphthylene	ND	0.20	ug/L	SW846 8270C
2,6-Dinitrotoluene	ND	5.0	ug/L	SW846 8270C
3-Nitroaniline	ND	2.0	ug/L	SW846 8270C
Acenaphthene	ND	0.20	ug/L	SW846 8270C

(Continued on next page)

METHOD BLANK REPORT

GC/MS Semivolatiles

Client Lot #...: A5G120109 **Work Order #...:** HFAL91AA **Matrix.....:** WATER

PARAMETER	RESULT	REPORTING LIMIT	UNITS	METHOD
2,4-Dinitrophenol	ND	5.0	ug/L	SW846 8270C
4-Nitrophenol	ND	5.0	ug/L	SW846 8270C
Dibenzofuran	ND	1.0	ug/L	SW846 8270C
2,4-Dinitrotoluene	ND	5.0	ug/L	SW846 8270C
Diethyl phthalate	ND	1.0	ug/L	SW846 8270C
4-Chlorophenyl phenyl ether	ND	2.0	ug/L	SW846 8270C
Fluorene	ND	0.20	ug/L	SW846 8270C
4-Nitroaniline	ND	2.0	ug/L	SW846 8270C
4,6-Dinitro-2-methylphenol	ND	5.0	ug/L	SW846 8270C
N-Nitrosodiphenylamine	ND	1.0	ug/L	SW846 8270C
4-Bromophenyl phenyl ether	ND	2.0	ug/L	SW846 8270C
Hexachlorobenzene	ND	0.20	ug/L	SW846 8270C
Pentachlorophenol	ND	5.0	ug/L	SW846 8270C
Phenanthrene	ND	0.20	ug/L	SW846 8270C
Anthracene	ND	0.20	ug/L	SW846 8270C
Carbazole	ND	1.0	ug/L	SW846 8270C
Di-n-butyl phthalate	**0.37 J**	**1.0**	**ug/L**	**SW846 8270C**
Fluoranthene	ND	0.20	ug/L	SW846 8270C
Pyrene	ND	0.20	ug/L	SW846 8270C
Butyl benzyl phthalate	**0.36 J**	**1.0**	**ug/L**	**SW846 8270C**
3,3'-Dichlorobenzidine	ND	5.0	ug/L	SW846 8270C
Benzo(a)anthracene	ND	0.20	ug/L	SW846 8270C
Chrysene	ND	0.20	ug/L	SW846 8270C
bis(2-Ethylhexyl) phthalate	**1.1**	**1.0**	**ug/L**	**SW846 8270C**
Di-n-octyl phthalate	ND	1.0	ug/L	SW846 8270C
Benzo(b)fluoranthene	ND	0.20	ug/L	SW846 8270C
Benzo(k)fluoranthene	ND	0.20	ug/L	SW846 8270C
Benzo(a)pyrene	ND	0.20	ug/L	SW846 8270C
Indeno(1,2,3-cd)pyrene	ND	0.20	ug/L	SW846 8270C
Dibenz(a,h)anthracene	ND	0.20	ug/L	SW846 8270C
Benzo(ghi)perylene	ND	0.20	ug/L	SW846 8270C

SURROGATE	PERCENT RECOVERY	RECOVERY LIMITS
Nitrobenzene-d5	86	(32 - 112)
2-Fluorobiphenyl	71	(30 - 110)
Terphenyl-d14	93	(51 - 135)
Phenol-d5	58	(10 - 117)
2-Fluorophenol	25	(19 - 108)
2,4,6-Tribromophenol	71	(42 - 124)

(Continued on next page)

METHOD BLANK REPORT

GC/MS Semivolatiles

Client Lot #...: A5G120109 **Work Order #...:** HFAL91AA **Matrix.....:** WATER

NOTE(S):

Calculations are performed before rounding to avoid round-off errors in calculated results.

J Estimated result. Result is less than RL.

SpecPro Inc

Method Blank Report

GC/MS Semivolatiles

Lot-Sample #: A5G120000-334 B **Work Order #:** HFAL91AA **Matrix:** WATER

MASS SPECTROMETER/DATA SYSTEM (MSDS) TENTATIVELY IDENTIFIED COMPOUNDS

PARAMETER	CAS #	ESTIMATED RESULT		RETENTION TIME	UNITS
Unknown		3.0 J	M	5.8962	ug/L
Unknown Hydrocarbon		1.1 J	M	8.2681	ug/L
Unknown Hydrocarbon		1.8 J	M	8.5245	ug/L
Unknown Hydrocarbon		1.9 J	M	8.7756	ug/L
Unknown Hydrocarbon		2.3 J	M	9.0481	ug/L
Unknown Hydrocarbon		2.7 J	M	9.3526	ug/L
Unknown Hydrocarbon		2.3 J	M	9.6998	ug/L
Unknown Hydrocarbon		1.5 J	M	10.095	ug/L
Unknown Hydrocarbon		1.2 J	M	10.559	ug/L

NOTE(S):

M: Result was measured against nearest internal standard assuming a response factor of 1.

LABORATORY CONTROL SAMPLE EVALUATION REPORT

GC/MS Semivolatiles

Client Lot #...: A5G120109 **Work Order #...:** HFAL91AC-LCS **Matrix.....:** WATER
LCS Lot-Sample#: A5G120000-334 HFAL91AD-LCSD
Prep Date.....: 07/12/05 **Analysis Date..:** 07/15/05
Prep Batch #...: 5193334
Dilution Factor: 1 **Final Wgt/Vol..:** 2 mL
Initial Wgt/Vol: 1000 mL

PARAMETER	PERCENT RECOVERY	RECOVERY LIMITS	RPD	RPD LIMITS	METHOD
Phenol	**80**	**(10 - 116)**			**SW846 8270C**
	63	**(10 - 116)**	**23**	**(0-43)**	**SW846 8270C**
2-Chlorophenol	**68**	**(37 - 106)**			**SW846 8270C**
	60	**(37 - 106)**	**13**	**(0-43)**	**SW846 8270C**
1,4-Dichlorobenzene	**95**	**(32 - 98)**			**SW846 8270C**
	72	**(32 - 98)**	**27**	**(0-36)**	**SW846 8270C**
N-Nitrosodi-n-propyl-amine	**90**	**(30 - 115)**			**SW846 8270C**
	88	**(30 - 115)**	**1.4**	**(0-36)**	**SW846 8270C**
1,2,4-Trichloro-benzene	**79**	**(31 - 110)**			**SW846 8270C**
	67	**(31 - 110)**	**16**	**(0-37)**	**SW846 8270C**
4-Chloro-3-methylphenol	**81**	**(47 - 111)**			**SW846 8270C**
	82	**(47 - 111)**	**0.82**	**(0-55)**	**SW846 8270C**
Acenaphthene	**85**	**(39 - 118)**			**SW846 8270C**
	82	**(39 - 118)**	**3.2**	**(0-35)**	**SW846 8270C**
4-Nitrophenol	**87**	**(10 - 123)**			**SW846 8270C**
	90	**(10 - 123)**	**3.8**	**(0-34)**	**SW846 8270C**
2,4-Dinitrotoluene	**87**	**(47 - 131)**			**SW846 8270C**
	89	**(47 - 131)**	**2.9**	**(0-32)**	**SW846 8270C**
Pentachlorophenol	**59**	**(38 - 117)**			**SW846 8270C**
	65	**(38 - 117)**	**9.8**	**(0-56)**	**SW846 8270C**
Pyrene	**87**	**(46 - 130)**			**SW846 8270C**
	88	**(46 - 130)**	**0.68**	**(0-31)**	**SW846 8270C**

SURROGATE	PERCENT RECOVERY	RECOVERY LIMITS
Nitrobenzene-d5	94	(32 - 112)
	92	(32 - 112)
2-Fluorobiphenyl	86	(30 - 110)
	78	(30 - 110)
Terphenyl-d14	99	(51 - 135)
	97	(51 - 135)
Phenol-d5	77	(10 - 117)
	66	(10 - 117)
2-Fluorophenol	58	(19 - 108)
	35	(19 - 108)

(Continued on next page)

LABORATORY CONTROL SAMPLE EVALUATION REPORT

GC/MS Semivolatiles

Client Lot #...: A5G120109 **Work Order #...:** HFAL91AC-LCS **Matrix.....:** WATER
LCS Lot-Sample#: A5G120000-334 HFAL91AD-LCSD

SURROGATE	PERCENT RECOVERY	RECOVERY LIMITS
2,4,6-Tribromophenol	84	(42 - 124)
	85	(42 - 124)

NOTE(S):

Calculations are performed before rounding to avoid round-off errors in calculated results.

Bold print denotes control parameters

LABORATORY CONTROL SAMPLE DATA REPORT

GC/MS Semivolatiles

Client Lot #...: A5G120109 **Work Order #...:** HFAL91AC-LCS **Matrix.....:** WATER
LCS Lot-Sample#: A5G120000-334 HFAL91AD-LCSD
Prep Date.....: 07/12/05 **Analysis Date..:** 07/15/05
Prep Batch #...: 5193334
Dilution Factor: 1 **Final Wgt/Vol..:** 2 mL
Initial Wgt/Vol: 1000 mL

PARAMETER	SPIKE AMOUNT	MEASURED AMOUNT	UNITS	PERCENT RECOVERY	RPD	METHOD
Phenol	**20**	**16**	**ug/L**	**80**		**SW846 8270C**
	20	**13**	**ug/L**	**63**	**23**	**SW846 8270C**
2-Chlorophenol	**20**	**14**	**ug/L**	**68**		**SW846 8270C**
	20	**12**	**ug/L**	**60**	**13**	**SW846 8270C**
1,4-Dichlorobenzene	**20**	**19**	**ug/L**	**95**		**SW846 8270C**
	20	**14**	**ug/L**	**72**	**27**	**SW846 8270C**
N-Nitrosodi-n-propyl-amine	**20**	**18**	**ug/L**	**90**		**SW846 8270C**
	20	**18**	**ug/L**	**88**	**1.4**	**SW846 8270C**
1,2,4-Trichloro-benzene	**20**	**16**	**ug/L**	**79**		**SW846 8270C**
	20	**13**	**ug/L**	**67**	**16**	**SW846 8270C**
4-Chloro-3-methylphenol	**20**	**16**	**ug/L**	**81**		**SW846 8270C**
	20	**16**	**ug/L**	**82**	**0.82**	**SW846 8270C**
Acenaphthene	**20**	**17**	**ug/L**	**85**		**SW846 8270C**
	20	**16**	**ug/L**	**82**	**3.2**	**SW846 8270C**
4-Nitrophenol	**20**	**17**	**ug/L**	**87**		**SW846 8270C**
	20	**18**	**ug/L**	**90**	**3.8**	**SW846 8270C**
2,4-Dinitrotoluene	**20**	**17**	**ug/L**	**87**		**SW846 8270C**
	20	**18**	**ug/L**	**89**	**2.9**	**SW846 8270C**
Pentachlorophenol	**20**	**12**	**ug/L**	**59**		**SW846 8270C**
	20	**13**	**ug/L**	**65**	**9.8**	**SW846 8270C**
Pyrene	**20**	**17**	**ug/L**	**87**		**SW846 8270C**
	20	**18**	**ug/L**	**88**	**0.68**	**SW846 8270C**

SURROGATE	PERCENT RECOVERY	RECOVERY LIMITS
Nitrobenzene-d5	94	(32 - 112)
	92	(32 - 112)
2-Fluorobiphenyl	86	(30 - 110)
	78	(30 - 110)
Terphenyl-d14	99	(51 - 135)
	97	(51 - 135)
Phenol-d5	77	(10 - 117)
	66	(10 - 117)
2-Fluorophenol	58	(19 - 108)
	35	(19 - 108)

(Continued on next page)

LABORATORY CONTROL SAMPLE DATA REPORT

GC/MS Semivolatiles

Client Lot #...: A5G120109 **Work Order #...:** HFAL91AC-LCS **Matrix.....:** WATER
LCS Lot-Sample#: A5G120000-334 HFAL91AD-LCSD

SURROGATE	PERCENT RECOVERY	RECOVERY LIMITS
2,4,6-Tribromophenol	84	(42 - 124)
	85	(42 - 124)

NOTE(S):

Calculations are performed before rounding to avoid round-off errors in calculated results.

Bold print denotes control parameters

SEVERN TRENT STL

PESTICIDE DATA

SpecPro Inc

Client Sample ID: FWGLL1-083C-0083-GW

GC Semivolatiles

Lot-Sample #...: A5G120109-001 **Work Order #...:** HE9CA1AC **Matrix.....:** WG
Date Sampled...: 07/11/05 16:18 **Date Received..:** 07/12/05
Prep Date.....: 07/13/05 **Analysis Date..:** 07/27/05
Prep Batch #...: 5194020
Dilution Factor: 5 **Initial Wgt/Vol:** 1050 mL **Final Wgt/Vol..:** 5 mL
Method.....: SW846 8081A

PARAMETER	RESULT	REPORTING LIMIT	UNITS
alpha-BHC	ND	0.15	ug/L
beta-BHC	ND	0.15	ug/L
delta-BHC	ND	0.15	ug/L
gamma-BHC (Lindane)	ND	0.15	ug/L
Heptachlor	ND	0.15	ug/L
Aldrin	ND	0.15	ug/L
Heptachlor epoxide	ND	0.15	ug/L
Endosulfan I	ND	0.15	ug/L
Dieldrin	ND	0.15	ug/L
4,4'-DDE	ND	0.15	ug/L
Endrin	ND	0.15	ug/L
Endosulfan II	ND	0.15	ug/L
4,4'-DDD	ND	0.15	ug/L
Endosulfan sulfate	ND	0.15	ug/L
4,4'-DDT	ND	0.15	ug/L
Methoxychlor	ND	0.50	ug/L
Endrin ketone	ND	0.15	ug/L
Endrin aldehyde	ND	0.15	ug/L
alpha-Chlordane	ND	0.15	ug/L
gamma-Chlordane	ND	0.15	ug/L
Toxaphene	ND	10	ug/L

SURROGATE	PERCENT RECOVERY	RECOVERY LIMITS
Tetrachloro-m-xylene	97 DIL	(39 - 130)
Decachlorobiphenyl	93 DIL	(10 - 147)

NOTE(S):

DIL The concentration is estimated or not reported due to dilution or the presence of interfering analytes.

Elevated reporting limits. The reporting limits are elevated due to matrix interference.

SpecPro Inc

Client Sample ID: FWGLL1-080C-0062-GW

GC Semivolatiles

Lot-Sample #...:	A5G120109-003	**Work Order #...:**	HE9CF1AC	**Matrix.....:**	WG
Date Sampled...:	07/11/05 14:50	**Date Received..:**	07/12/05		
Prep Date.....:	07/13/05	**Analysis Date..:**	07/27/05		
Prep Batch #...:	5194020				
Dilution Factor:	1	**Initial Wgt/Vol:**	1050 mL	**Final Wgt/Vol..:**	5 mL
		Method.....:	SW846 8081A		

PARAMETER	RESULT	REPORTING LIMIT	UNITS
alpha-BHC	ND	0.030	ug/L
beta-BHC	ND	0.030	ug/L
delta-BHC	ND	0.030	ug/L
gamma-BHC (Lindane)	ND	0.030	ug/L
Heptachlor	ND	0.030	ug/L
Aldrin	ND	0.030	ug/L
Heptachlor epoxide	ND	0.030	ug/L
Endosulfan I	ND	0.030	ug/L
Dieldrin	ND	0.030	ug/L
4,4'-DDE	ND	0.030	ug/L
Endrin	ND	0.030	ug/L
Endosulfan II	ND	0.030	ug/L
4,4'-DDD	ND	0.030	ug/L
Endosulfan sulfate	ND	0.030	ug/L
4,4'-DDT	ND	0.030	ug/L
Methoxychlor	ND	0.10	ug/L
Endrin ketone	ND	0.030	ug/L
Endrin aldehyde	ND	0.030	ug/L
alpha-Chlordane	ND	0.030	ug/L
gamma-Chlordane	ND	0.030	ug/L
Toxaphene	ND	2.0	ug/L

SURROGATE	PERCENT RECOVERY	RECOVERY LIMITS
Tetrachloro-m-xylene	31 *	(39 - 130)
Decachlorobiphenyl	39	(10 - 147)

NOTE(S):

* Surrogate recovery is outside stated control limits.

SpecPro Inc

Client Sample ID: FWGLL1-078C-0061-GW

GC Semivolatiles

Lot-Sample #...: A5G120109-005 **Work Order #...:** HE9CJ1AC **Matrix.....:** WG
Date Sampled...: 07/11/05 15:24 **Date Received..:** 07/12/05
Prep Date.....: 07/13/05 **Analysis Date..:** 07/28/05
Prep Batch #...: 5194020
Dilution Factor: 1 **Initial Wgt/Vol:** 1020 mL **Final Wgt/Vol..:** 5 mL
Method.....: SW846 8081A

PARAMETER	RESULT	REPORTING LIMIT	UNITS
alpha-BHC	ND	0.030	ug/L
beta-BHC	ND	0.030	ug/L
delta-BHC	ND	0.030	ug/L
gamma-BHC (Lindane)	ND	0.030	ug/L
Heptachlor	ND	0.030	ug/L
Aldrin	ND	0.030	ug/L
Heptachlor epoxide	ND	0.030	ug/L
Endosulfan I	ND	0.030	ug/L
Dieldrin	ND	0.030	ug/L
4,4'-DDE	ND	0.030	ug/L
Endrin	ND	0.030	ug/L
Endosulfan II	ND	0.030	ug/L
4,4'-DDD	ND	0.030	ug/L
Endosulfan sulfate	ND	0.030	ug/L
4,4'-DDT	**0.097 PG**	**0.030**	**ug/L**
Methoxychlor	ND	0.10	ug/L
Endrin ketone	ND	0.030	ug/L
Endrin aldehyde	ND	0.030	ug/L
alpha-Chlordane	ND	0.030	ug/L
gamma-Chlordane	ND	0.030	ug/L
Toxaphene	ND	2.0	ug/L

SURROGATE	PERCENT RECOVERY	RECOVERY LIMITS
Tetrachloro-m-xylene	134 *	(39 - 130)
Decachlorobiphenyl	50	(10 - 147)

NOTE(S):

* Surrogate recovery is outside stated control limits.

PG The percent difference between the original and confirmation analyses is greater than 40%.

SpecPro Inc

Client Sample ID: FWGLL1-083C-0063-GW

GC Semivolatiles

Lot-Sample #...:	A5G120109-008	**Work Order #...:**	HE9CV1AC	**Matrix.....:**	WG
Date Sampled...:	07/11/05 16:18	**Date Received..:**	07/12/05		
Prep Date.....:	07/13/05	**Analysis Date..:**	07/28/05		
Prep Batch #...:	5194020				
Dilution Factor:	1	**Initial Wgt/Vol:**	1010 mL	**Final Wgt/Vol..:**	5 mL
		Method.....:	SW846 8081A		

PARAMETER	RESULT	REPORTING LIMIT	UNITS
alpha-BHC	ND	0.030	ug/L
beta-BHC	**0.086 PG**	**0.030**	**ug/L**
delta-BHC	ND	0.030	ug/L
gamma-BHC (Lindane)	ND	0.030	ug/L
Heptachlor	ND	0.030	ug/L
Aldrin	ND	0.030	ug/L
Heptachlor epoxide	ND	0.030	ug/L
Endosulfan I	ND	0.030	ug/L
Dieldrin	ND	0.030	ug/L
4,4'-DDE	ND	0.030	ug/L
Endrin	ND	0.030	ug/L
Endosulfan II	ND	0.030	ug/L
4,4'-DDD	ND	0.030	ug/L
Endosulfan sulfate	ND	0.030	ug/L
4,4'-DDT	ND	0.030	ug/L
Methoxychlor	ND	0.10	ug/L
Endrin ketone	ND	0.030	ug/L
Endrin aldehyde	ND	0.030	ug/L
alpha-Chlordane	ND	0.030	ug/L
gamma-Chlordane	ND	0.030	ug/L
Toxaphene	ND	2.0	ug/L

SURROGATE	PERCENT RECOVERY	RECOVERY LIMITS
Tetrachloro-m-xylene	83	(39 - 130)
Decachlorobiphenyl	84	(10 - 147)

NOTE(S):

PG The percent difference between the original and confirmation analyses is greater than 40%.

METHOD BLANK REPORT

GC Semivolatiles

Client Lot #...: A5G120109 **Work Order #...:** HFCKC1AA **Matrix.....:** WATER
MB Lot-Sample #: A5G130000-020

Prep Date.....: 07/13/05 **Final Wgt/Vol..:** 5 mL
Analysis Date..: 07/27/05 **Prep Batch #...:** 5194020
Dilution Factor: 1 **Initial Wgt/Vol:** 1000 mL

PARAMETER	RESULT	REPORTING LIMIT	UNITS	METHOD
alpha-BHC	ND	0.030	ug/L	SW846 8081A
beta-BHC	ND	0.030	ug/L	SW846 8081A
delta-BHC	ND	0.030	ug/L	SW846 8081A
gamma-BHC (Lindane)	ND	0.030	ug/L	SW846 8081A
Heptachlor	ND	0.030	ug/L	SW846 8081A
Aldrin	ND	0.030	ug/L	SW846 8081A
Heptachlor epoxide	ND	0.030	ug/L	SW846 8081A
Endosulfan I	ND	0.030	ug/L	SW846 8081A
Dieldrin	ND	0.030	ug/L	SW846 8081A
4,4'-DDE	ND	0.030	ug/L	SW846 8081A
Endrin	ND	0.030	ug/L	SW846 8081A
Endosulfan II	ND	0.030	ug/L	SW846 8081A
4,4'-DDD	ND	0.030	ug/L	SW846 8081A
Endosulfan sulfate	ND	0.030	ug/L	SW846 8081A
4,4'-DDT	ND	0.030	ug/L	SW846 8081A
Methoxychlor	ND	0.10	ug/L	SW846 8081A
Endrin ketone	ND	0.030	ug/L	SW846 8081A
Endrin aldehyde	ND	0.030	ug/L	SW846 8081A
alpha-Chlordane	ND	0.030	ug/L	SW846 8081A
gamma-Chlordane	ND	0.030	ug/L	SW846 8081A
Toxaphene	ND	2.0	ug/L	SW846 8081A

SURROGATE	PERCENT RECOVERY	RECOVERY LIMITS
Tetrachloro-m-xylene	100	(39 - 130)
Decachlorobiphenyl	54	(10 - 147)

NOTE(S):

Calculations are performed before rounding to avoid round-off errors in calculated results.

LABORATORY CONTROL SAMPLE EVALUATION REPORT

GC Semivolatiles

Client Lot #...: A5G120109 **Work Order #...:** HFCKC1AC-LCS **Matrix.....:** WATER
LCS Lot-Sample#: A5G130000-020 HFCKC1AD-LCSD
Prep Date.....: 07/13/05 **Analysis Date..:** 07/27/05
Prep Batch #...: 5194020
Dilution Factor: 2 **Final Wgt/Vol..:** 5 mL
Initial Wgt/Vol: 1000 mL

PARAMETER	PERCENT RECOVERY	RECOVERY LIMITS	RPD	RPD LIMITS	METHOD
gamma-BHC (Lindane)	103	(49 - 137)			SW846 8081A
	78 p	(49 - 137)	28	(0-22)	SW846 8081A
Heptachlor	99	(57 - 124)			SW846 8081A
	76	(57 - 124)	27	(0-32)	SW846 8081A
Aldrin	99	(62 - 120)			SW846 8081A
	76	(62 - 120)	26	(0-33)	SW846 8081A
Dieldrin	95	(68 - 130)			SW846 8081A
	74	(68 - 130)	24	(0-37)	SW846 8081A
Endrin	96	(46 - 137)			SW846 8081A
	75	(46 - 137)	25	(0-40)	SW846 8081A
4,4'-DDT	102	(60 - 140)			SW846 8081A
	76	(60 - 140)	29	(0-50)	SW846 8081A

SURROGATE	PERCENT RECOVERY	RECOVERY LIMITS
Tetrachloro-m-xylene	84	(39 - 130)
	62	(39 - 130)
Decachlorobiphenyl	56	(10 - 147)
	51	(10 - 147)

NOTE(S):

Calculations are performed before rounding to avoid round-off errors in calculated results.

Bold print denotes control parameters

p Relative percent difference (RPD) is outside stated control limits.

LABORATORY CONTROL SAMPLE DATA REPORT

GC Semivolatiles

Client Lot #...: A5G120109 **Work Order #...:** HFCKC1AC-LCS **Matrix.....:** WATER
LCS Lot-Sample#: A5G130000-020 HFCKC1AD-LCSD
Prep Date.....: 07/13/05 **Analysis Date..:** 07/27/05
Prep Batch #...: 5194020
Dilution Factor: 2 **Final Wgt/Vol..:** 5 mL
Initial Wgt/Vol: 1000 mL

PARAMETER	SPIKE AMOUNT	MEASURED AMOUNT	UNITS	PERCENT RECOVERY	RPD	METHOD
gamma-BHC (Lindane)	1.0	1.0	ug/L	103		SW846 8081A
	1.0	0.78 p	ug/L	78	28	SW846 8081A
Heptachlor	1.0	0.99	ug/L	99		SW846 8081A
	1.0	0.76	ug/L	76	27	SW846 8081A
Aldrin	1.0	0.99	ug/L	99		SW846 8081A
	1.0	0.76	ug/L	76	26	SW846 8081A
Dieldrin	1.0	0.95	ug/L	95		SW846 8081A
	1.0	0.74	ug/L	74	24	SW846 8081A
Endrin	1.0	0.96	ug/L	96		SW846 8081A
	1.0	0.75	ug/L	75	25	SW846 8081A
4,4'-DDT	1.0	1.0	ug/L	102		SW846 8081A
	1.0	0.76	ug/L	76	29	SW846 8081A

SURROGATE	PERCENT RECOVERY	RECOVERY LIMITS
Tetrachloro-m-xylene	84	(39 - 130)
	62	(39 - 130)
Decachlorobiphenyl	56	(10 - 147)
	51	(10 - 147)

NOTE(S):

Calculations are performed before rounding to avoid round-off errors in calculated results.

Bold print denotes control parameters

p Relative percent difference (RPD) is outside stated control limits.

POLYCHLORINATED BIPHENYLS DATA

SpecPro Inc

Client Sample ID: FWGLL1-083C-0083-GW

GC Semivolatiles

Lot-Sample #...: A5G120109-001 **Work Order #...:** HE9CA1AD **Matrix.....:** WG
Date Sampled...: 07/11/05 16:18 **Date Received..:** 07/12/05
Prep Date.....: 07/13/05 **Analysis Date..:** 07/25/05
Prep Batch #...: 5194021
Dilution Factor: 1 **Initial Wgt/Vol:** 1050 mL **Final Wgt/Vol..:** 5 mL
Method.....: SW846 8082

PARAMETER	RESULT	REPORTING LIMIT	UNITS
Aroclor 1016	ND	1.0	ug/L
Aroclor 1221	ND	1.0	ug/L
Aroclor 1232	ND	1.0	ug/L
Aroclor 1242	ND	1.0	ug/L
Aroclor 1248	ND	1.0	ug/L
Aroclor 1254	ND	1.0	ug/L
Aroclor 1260	ND	1.0	ug/L

SURROGATE	PERCENT RECOVERY	RECOVERY LIMITS
Tetrachloro-m-xylene	91	(35 - 130)
Decachlorobiphenyl	49	(10 - 110)

SpecPro Inc

Client Sample ID: FWGLL1-080C-0062-GW

GC Semivolatiles

Lot-Sample #...: A5G120109-003 **Work Order #...:** HE9CF1AD **Matrix.....:** WG
Date Sampled...: 07/11/05 14:50 **Date Received..:** 07/12/05
Prep Date.....: 07/13/05 **Analysis Date..:** 07/25/05
Prep Batch #...: 5194021
Dilution Factor: 1 **Initial Wgt/Vol:** 1050 mL **Final Wgt/Vol..:** 5 mL
Method.....: SW846 8082

PARAMETER	RESULT	REPORTING LIMIT	UNITS
Aroclor 1016	ND	1.0	ug/L
Aroclor 1221	ND	1.0	ug/L
Aroclor 1232	ND	1.0	ug/L
Aroclor 1242	ND	1.0	ug/L
Aroclor 1248	ND	1.0	ug/L
Aroclor 1254	ND	1.0	ug/L
Aroclor 1260	ND	1.0	ug/L

SURROGATE	PERCENT RECOVERY	RECOVERY LIMITS
Tetrachloro-m-xylene	29 *	(35 - 130)
Decachlorobiphenyl	27	(10 - 110)

NOTE(S):

* Surrogate recovery is outside stated control limits.

SpecPro Inc

Client Sample ID: FWGLL1-078C-0061-GW

GC Semivolatiles

Lot-Sample #...: A5G120109-005 **Work Order #...:** HE9CJ1AD **Matrix.....:** WG
Date Sampled...: 07/11/05 15:24 **Date Received..:** 07/12/05
Prep Date.....: 07/13/05 **Analysis Date..:** 07/25/05
Prep Batch #...: 5194021
Dilution Factor: 1 **Initial Wgt/Vol:** 1020 mL **Final Wgt/Vol..:** 5 mL
Method.....: SW846 8082

PARAMETER	RESULT	REPORTING LIMIT	UNITS
Aroclor 1016	ND	1.0	ug/L
Aroclor 1221	ND	1.0	ug/L
Aroclor 1232	ND	1.0	ug/L
Aroclor 1242	ND	1.0	ug/L
Aroclor 1248	ND	1.0	ug/L
Aroclor 1254	ND	1.0	ug/L
Aroclor 1260	ND	1.0	ug/L

SURROGATE	PERCENT RECOVERY	RECOVERY LIMITS
Tetrachloro-m-xylene	90	(35 - 130)
Decachlorobiphenyl	25	(10 - 110)

SpecPro Inc

Client Sample ID: FWGLL1-083C-0063-GW

GC Semivolatiles

Lot-Sample #...: A5G120109-008 **Work Order #...:** HE9CV1AD **Matrix.....:** WG
Date Sampled...: 07/11/05 16:18 **Date Received..:** 07/12/05
Prep Date.....: 07/13/05 **Analysis Date..:** 07/25/05
Prep Batch #...: 5194021
Dilution Factor: 1 **Initial Wgt/Vol:** 1010 mL **Final Wgt/Vol..:** 5 mL
Method.....: SW846 8082

PARAMETER	RESULT	REPORTING LIMIT	UNITS
Aroclor 1016	ND	1.0	ug/L
Aroclor 1221	ND	1.0	ug/L
Aroclor 1232	ND	1.0	ug/L
Aroclor 1242	ND	1.0	ug/L
Aroclor 1248	ND	1.0	ug/L
Aroclor 1254	ND	1.0	ug/L
Aroclor 1260	ND	1.0	ug/L

SURROGATE	PERCENT RECOVERY	RECOVERY LIMITS
Tetrachloro-m-xylene	49	(35 - 130)
Decachlorobiphenyl	43	(10 - 110)

METHOD BLANK REPORT

GC Semivolatiles

Client Lot #...: A5G120109 **Work Order #...:** HFCKF1AA **Matrix.....:** WATER
MB Lot-Sample #: A5G130000-021

Prep Date.....: 07/13/05 **Final Wgt/Vol..:** 5 mL
Analysis Date..: 07/25/05 **Prep Batch #...:** 5194021
Dilution Factor: 1 **Initial Wgt/Vol:** 1000 mL

PARAMETER	RESULT	REPORTING LIMIT	UNITS	METHOD
Aroclor 1016	ND	1.0	ug/L	SW846 8082
Aroclor 1221	ND	1.0	ug/L	SW846 8082
Aroclor 1232	ND	1.0	ug/L	SW846 8082
Aroclor 1242	ND	1.0	ug/L	SW846 8082
Aroclor 1248	ND	1.0	ug/L	SW846 8082
Aroclor 1254	ND	1.0	ug/L	SW846 8082
Aroclor 1260	ND	1.0	ug/L	SW846 8082

SURROGATE	PERCENT RECOVERY	RECOVERY LIMITS
Tetrachloro-m-xylene	84	(35 - 130)
Decachlorobiphenyl	38	(10 - 110)

NOTE(S):

Calculations are performed before rounding to avoid round-off errors in calculated results.

LABORATORY CONTROL SAMPLE EVALUATION REPORT

GC Semivolatiles

Client Lot #...: A5G120109 **Work Order #...:** HFCKF1AC-LCS **Matrix.....:** WATER
LCS Lot-Sample#: A5G130000-021 HFCKF1AD-LCSD
Prep Date.....: 07/13/05 **Analysis Date..:** 07/25/05
Prep Batch #...: 5194021
Dilution Factor: 2 **Final Wgt/Vol..:** 5 mL
Initial Wgt/Vol: 1000 mL

PARAMETER	PERCENT RECOVERY	RECOVERY LIMITS	RPD	RPD LIMITS	METHOD
Aroclor 1016	**74**	**(50 - 115)**			**SW846 8082**
	73	**(50 - 115)**	**0.89**	**(0-30)**	**SW846 8082**
Aroclor 1260	**71**	**(45 - 112)**			**SW846 8082**
	75	**(45 - 112)**	**4.6**	**(0-30)**	**SW846 8082**

SURROGATE	PERCENT RECOVERY	RECOVERY LIMITS
Tetrachloro-m-xylene	74	(35 - 130)
	100	(35 - 130)
Decachlorobiphenyl	29	(10 - 110)
	41	(10 - 110)

NOTE(S):

Calculations are performed before rounding to avoid round-off errors in calculated results.

Bold print denotes control parameters

LABORATORY CONTROL SAMPLE DATA REPORT

GC Semivolatiles

Client Lot #...: A5G120109 **Work Order #...:** HFCKF1AC-LCS **Matrix.....:** WATER
LCS Lot-Sample#: A5G130000-021 HFCKF1AD-LCSD
Prep Date.....: 07/13/05 **Analysis Date..:** 07/25/05
Prep Batch #...: 5194021
Dilution Factor: 2 **Final Wgt/Vol..:** 5 mL
Initial Wgt/Vol: 1000 mL

PARAMETER	SPIKE AMOUNT	MEASURED AMOUNT	UNITS	PERCENT RECOVERY	RPD	METHOD
Aroclor 1016	**10**	**7.4**	**ug/L**	**74**		**SW846 8082**
	10	**7.3**	**ug/L**	**73**	**0.89**	**SW846 8082**
Aroclor 1260	**10**	**7.1**	**ug/L**	**71**		**SW846 8082**
	10	**7.5**	**ug/L**	**75**	**4.6**	**SW846 8082**

SURROGATE	PERCENT RECOVERY	RECOVERY LIMITS
Tetrachloro-m-xylene	74	(35 - 130)
	100	(35 - 130)
Decachlorobiphenyl	29	(10 - 110)
	41	(10 - 110)

NOTE(S):

Calculations are performed before rounding to avoid round-off errors in calculated results.

Bold print denotes control parameters

METALS DATA

SpecPro Inc

Client Sample ID: FWGLL1-083C-0083-GF

TOTAL Metals

Lot-Sample #...: A5G120109-002 **Matrix.....:** WG
Date Sampled...: 07/11/05 16:18 **Date Received..:** 07/12/05

PARAMETER	RESULT	REPORTING LIMIT	UNITS	METHOD	PREPARATION-ANALYSIS DATE	WORK ORDER #
Prep Batch #...: 5200018						
Aluminum	**744**	**200**	**ug/L**	**SW846 6010B**	**07/19-07/21/05**	**HE9CE1AE**
		Dilution Factor: 1		Analysis Time..: 11:44	Analyst ID.....: 002260	
		Instrument ID..: I5				
Arsenic	ND	10.0	ug/L	SW846 6010B	07/19-07/21/05	HE9CE1AA
		Dilution Factor: 1		Analysis Time..: 11:44	Analyst ID.....: 002260	
		Instrument ID..: I5				
Lead	ND	10.0	ug/L	SW846 6010B	07/19-07/21/05	HE9CE1AC
		Dilution Factor: 1		Analysis Time..: 11:44	Analyst ID.....: 002260	
		Instrument ID..: I5				
Antimony	ND	100	ug/L	SW846 6010B	07/19-07/21/05	HE9CE1AF
		Dilution Factor: 1		Analysis Time..: 11:44	Analyst ID.....: 002260	
		Instrument ID..: I5				
Barium	**16.1**	**10.0**	**ug/L**	**SW846 6010B**	**07/19-07/21/05**	**HE9CE1AG**
		Dilution Factor: 1		Analysis Time..: 11:44	Analyst ID.....: 002260	
		Instrument ID..: I5				
Selenium	ND	10.0	ug/L	SW846 6010B	07/19-07/21/05	HE9CE1AD
		Dilution Factor: 1		Analysis Time..: 11:44	Analyst ID.....: 002260	
		Instrument ID..: I5				
Beryllium	**0.37 B**	**10.0**	**ug/L**	**SW846 6010B**	**07/19-07/21/05**	**HE9CE1AH**
		Dilution Factor: 1		Analysis Time..: 11:44	Analyst ID.....: 002260	
		Instrument ID..: I5				
Cadmium	**0.46 B**	**10.0**	**ug/L**	**SW846 6010B**	**07/19-07/21/05**	**HE9CE1AJ**
		Dilution Factor: 1		Analysis Time..: 11:44	Analyst ID.....: 002260	
		Instrument ID..: I5				
Calcium	**14100**	**1000**	**ug/L**	**SW846 6010B**	**07/19-07/21/05**	**HE9CE1AK**
		Dilution Factor: 1		Analysis Time..: 11:44	Analyst ID.....: 002260	
		Instrument ID..: I5				
Chromium	ND	20.0	ug/L	SW846 6010B	07/19-07/21/05	HE9CE1AL
		Dilution Factor: 1		Analysis Time..: 11:44	Analyst ID.....: 002260	
		Instrument ID..: I5				

(Continued on next page)

SpecPro Inc

Client Sample ID: FWGLL1-083C-0083-GF

TOTAL Metals

Lot-Sample #...: A5G120109-002 **Matrix.....:** WG

PARAMETER	RESULT	REPORTING LIMIT	UNITS	METHOD	PREPARATION-ANALYSIS DATE	WORK ORDER #
Cobalt	**7.1 B**	**20.0**	**ug/L**	**SW846 6010B**	**07/19-07/21/05**	**HE9CE1AM**
		Dilution Factor: 1		Analysis Time..: 11:44	Analyst ID.....: 002260	
		Instrument ID..: I5				
Copper	ND	20.0	ug/L	SW846 6010B	07/19-07/21/05	HE9CE1AN
		Dilution Factor: 1		Analysis Time..: 11:44	Analyst ID.....: 002260	
		Instrument ID..: I5				
Iron	ND	1000	ug/L	SW846 6010B	07/19-07/21/05	HE9CE1AP
		Dilution Factor: 1		Analysis Time..: 11:44	Analyst ID.....: 002260	
		Instrument ID..: I5				
Magnesium	**4080**	**1000**	**ug/L**	**SW846 6010B**	**07/19-07/21/05**	**HE9CE1AQ**
		Dilution Factor: 1		Analysis Time..: 11:44	Analyst ID.....: 002260	
		Instrument ID..: I5				
Manganese	**374**	**100**	**ug/L**	**SW846 6010B**	**07/19-07/21/05**	**HE9CE1AR**
		Dilution Factor: 1		Analysis Time..: 11:44	Analyst ID.....: 002260	
		Instrument ID..: I5				
Nickel	**23.2**	**20.0**	**ug/L**	**SW846 6010B**	**07/19-07/21/05**	**HE9CE1AT**
		Dilution Factor: 1		Analysis Time..: 11:44	Analyst ID.....: 002260	
		Instrument ID..: I5				
Potassium	**2060 B,J,E**	**5000**	**ug/L**	**SW846 6010B**	**07/19-07/21/05**	**HE9CE1AU**
		Dilution Factor: 1		Analysis Time..: 11:44	Analyst ID.....: 002260	
		Instrument ID..: I5				
Silver	ND	20.0	ug/L	SW846 6010B	07/19-07/21/05	HE9CE1AV
		Dilution Factor: 1		Analysis Time..: 11:44	Analyst ID.....: 002260	
		Instrument ID..: I5				
Sodium	**15700**	**1000**	**ug/L**	**SW846 6010B**	**07/19-07/21/05**	**HE9CE1AW**
		Dilution Factor: 1		Analysis Time..: 11:44	Analyst ID.....: 002260	
		Instrument ID..: I5				
Vanadium	ND	20.0	ug/L	SW846 6010B	07/19-07/21/05	HE9CE1AX
		Dilution Factor: 1		Analysis Time..: 11:44	Analyst ID.....: 002260	
		Instrument ID..: I5				

(Continued on next page)

SpecPro Inc

Client Sample ID: FWGLL1-083C-0083-GF

TOTAL Metals

Lot-Sample #...: A5G120109-002 **Matrix.....:** WG

PARAMETER	RESULT	REPORTING LIMIT	UNITS	METHOD	PREPARATION-ANALYSIS DATE	WORK ORDER #
Zinc	**38.7 B**	**100**	**ug/L**	**SW846 6010B**	**07/19-07/21/05**	**HE9CE1A0**
		Dilution Factor: 1		Analysis Time..: 11:44	Analyst ID.....: 002260	
		Instrument ID..: I5				
Mercury	ND	0.20	ug/L	SW846 7470A	07/19/05	HE9CE1A2
		Dilution Factor: 1		Analysis Time..: 15:21	Analyst ID.....: 001086	
		Instrument ID..: H1				
Thallium	**0.094 B**	**1.0**	**ug/L**	**SW846 6020**	**07/19-07/20/05**	**HE9CE1A1**
		Dilution Factor: 1		Analysis Time..: 14:24	Analyst ID.....: 001637	
		Instrument ID..: I7				

NOTE(S):

B Estimated result. Result is less than RL.

J Method blank contamination. The associated method blank contains the target analyte at a reportable level.

E Matrix interference.

SpecPro Inc

Client Sample ID: FWGLL1-080C-0062-GF

TOTAL Metals

Lot-Sample #...: A5G120109-004 **Matrix.....:** WG
Date Sampled...: 07/11/05 14:50 **Date Received..:** 07/12/05

PARAMETER	RESULT	REPORTING LIMIT	UNITS	METHOD	PREPARATION-ANALYSIS DATE	WORK ORDER #
Prep Batch #...: 5200018						
Aluminum	ND	200	ug/L	SW846 6010B	07/19-07/21/05	HE9CH1AH
		Dilution Factor: 1		Analysis Time..: 12:06	Analyst ID.....: 002260	
		Instrument ID..: I5				
Arsenic	ND	10.0	ug/L	SW846 6010B	07/19-07/21/05	HE9CH1AE
		Dilution Factor: 1		Analysis Time..: 12:06	Analyst ID.....: 002260	
		Instrument ID..: I5				
Lead	ND	10.0	ug/L	SW846 6010B	07/19-07/21/05	HE9CH1AF
		Dilution Factor: 1		Analysis Time..: 12:06	Analyst ID.....: 002260	
		Instrument ID..: I5				
Antimony	ND	100	ug/L	SW846 6010B	07/19-07/21/05	HE9CH1AJ
		Dilution Factor: 1		Analysis Time..: 12:06	Analyst ID.....: 002260	
		Instrument ID..: I5				
Barium	**12.4**	**10.0**	**ug/L**	**SW846 6010B**	**07/19-07/21/05**	**HE9CH1AK**
		Dilution Factor: 1		Analysis Time..: 12:06	Analyst ID.....: 002260	
		Instrument ID..: I5				
Selenium	ND	10.0	ug/L	SW846 6010B	07/19-07/21/05	HE9CH1AG
		Dilution Factor: 1		Analysis Time..: 12:06	Analyst ID.....: 002260	
		Instrument ID..: I5				
Beryllium	ND	10.0	ug/L	SW846 6010B	07/19-07/21/05	HE9CH1AL
		Dilution Factor: 1		Analysis Time..: 12:06	Analyst ID.....: 002260	
		Instrument ID..: I5				
Cadmium	ND	10.0	ug/L	SW846 6010B	07/19-07/21/05	HE9CH1AM
		Dilution Factor: 1		Analysis Time..: 12:06	Analyst ID.....: 002260	
		Instrument ID..: I5				
Calcium	**114000**	**1000**	**ug/L**	**SW846 6010B**	**07/19-07/21/05**	**HE9CH1AN**
		Dilution Factor: 1		Analysis Time..: 12:06	Analyst ID.....: 002260	
		Instrument ID..: I5				
Chromium	ND	20.0	ug/L	SW846 6010B	07/19-07/21/05	HE9CH1AP
		Dilution Factor: 1		Analysis Time..: 12:06	Analyst ID.....: 002260	
		Instrument ID..: I5				

(Continued on next page)

SpecPro Inc

Client Sample ID: FWGLL1-080C-0062-GF

TOTAL Metals

Lot-Sample #...: A5G120109-004 **Matrix.....:** WG

PARAMETER	RESULT	REPORTING LIMIT	UNITS	METHOD	PREPARATION-ANALYSIS DATE	WORK ORDER #
Cobalt	ND	20.0	ug/L	SW846 6010B	07/19-07/21/05	HE9CH1AQ
		Dilution Factor: 1		Analysis Time..: 12:06	Analyst ID.....: 002260	
		Instrument ID..: I5				
Copper	ND	20.0	ug/L	SW846 6010B	07/19-07/21/05	HE9CH1AR
		Dilution Factor: 1		Analysis Time..: 12:06	Analyst ID.....: 002260	
		Instrument ID..: I5				
Iron	ND	1000	ug/L	SW846 6010B	07/19-07/21/05	HE9CH1AT
		Dilution Factor: 1		Analysis Time..: 12:06	Analyst ID.....: 002260	
		Instrument ID..: I5				
Magnesium	**4900**	**1000**	**ug/L**	**SW846 6010B**	**07/19-07/21/05**	**HE9CH1AU**
		Dilution Factor: 1		Analysis Time..: 12:06	Analyst ID.....: 002260	
		Instrument ID..: I5				
Manganese	**79.7 B**	**100**	**ug/L**	**SW846 6010B**	**07/19-07/21/05**	**HE9CH1AV**
		Dilution Factor: 1		Analysis Time..: 12:06	Analyst ID.....: 002260	
		Instrument ID..: I5				
Nickel	ND	20.0	ug/L	SW846 6010B	07/19-07/21/05	HE9CH1AW
		Dilution Factor: 1		Analysis Time..: 12:06	Analyst ID.....: 002260	
		Instrument ID..: I5				
Potassium	**1720 B,J**	**5000**	**ug/L**	**SW846 6010B**	**07/19-07/21/05**	**HE9CH1AX**
		Dilution Factor: 1		Analysis Time..: 12:06	Analyst ID.....: 002260	
		Instrument ID..: I5				
Silver	ND	20.0	ug/L	SW846 6010B	07/19-07/21/05	HE9CH1A0
		Dilution Factor: 1		Analysis Time..: 12:06	Analyst ID.....: 002260	
		Instrument ID..: I5				
Sodium	**1530**	**1000**	**ug/L**	**SW846 6010B**	**07/19-07/21/05**	**HE9CH1A1**
		Dilution Factor: 1		Analysis Time..: 12:06	Analyst ID.....: 002260	
		Instrument ID..: I5				
Vanadium	ND	20.0	ug/L	SW846 6010B	07/19-07/21/05	HE9CH1A2
		Dilution Factor: 1		Analysis Time..: 12:06	Analyst ID.....: 002260	
		Instrument ID..: I5				

(Continued on next page)

SpecPro Inc

Client Sample ID: FWGLL1-080C-0062-GF

TOTAL Metals

Lot-Sample #...: A5G120109-004 **Matrix.....:** WG

PARAMETER	RESULT	REPORTING LIMIT	UNITS	METHOD	PREPARATION-ANALYSIS DATE	WORK ORDER #
Zinc	ND	100	ug/L	SW846 6010B	07/19-07/21/05	HE9CH1AA
		Dilution Factor: 1		Analysis Time..: 12:06	Analyst ID.....: 002260	
		Instrument ID..: I5				
Mercury	ND	0.20	ug/L	SW846 7470A	07/19/05	HE9CH1AD
		Dilution Factor: 1		Analysis Time..: 15:26	Analyst ID.....: 001086	
		Instrument ID..: H1				
Thallium	**0.046 B**	**1.0**	**ug/L**	**SW846 6020**	**07/19-07/20/05**	**HE9CH1AC**
		Dilution Factor: 1		Analysis Time..: 15:58	Analyst ID.....: 001637	
		Instrument ID..: I7				

NOTE(S):

B Estimated result. Result is less than RL.

J Method blank contamination. The associated method blank contains the target analyte at a reportable level.

SpecPro Inc

Client Sample ID: FWGLL1-078C-0061-GF

TOTAL Metals

Lot-Sample #...: A5G120109-006 **Matrix.....:** WG
Date Sampled...: 07/11/05 15:24 **Date Received..:** 07/12/05

PARAMETER	RESULT	REPORTING LIMIT	UNITS	METHOD	PREPARATION-ANALYSIS DATE	WORK ORDER #
Prep Batch #...: 5200018						
Aluminum	ND	200	ug/L	SW846 6010B	07/19-07/21/05	HE9CP1AE
		Dilution Factor: 1		Analysis Time..: 12:11	Analyst ID.....: 002260	
		Instrument ID..: I5				
Arsenic	ND	10.0	ug/L	SW846 6010B	07/19-07/21/05	HE9CP1AA
		Dilution Factor: 1		Analysis Time..: 12:11	Analyst ID.....: 002260	
		Instrument ID..: I5				
Lead	ND	10.0	ug/L	SW846 6010B	07/19-07/21/05	HE9CP1AC
		Dilution Factor: 1		Analysis Time..: 12:11	Analyst ID.....: 002260	
		Instrument ID..: I5				
Antimony	ND	100	ug/L	SW846 6010B	07/19-07/21/05	HE9CP1AF
		Dilution Factor: 1		Analysis Time..: 12:11	Analyst ID.....: 002260	
		Instrument ID..: I5				
Barium	**7.3 B**	**10.0**	**ug/L**	**SW846 6010B**	**07/19-07/21/05**	**HE9CP1AG**
		Dilution Factor: 1		Analysis Time..: 12:11	Analyst ID.....: 002260	
		Instrument ID..: I5				
Selenium	ND	10.0	ug/L	SW846 6010B	07/19-07/21/05	HE9CP1AD
		Dilution Factor: 1		Analysis Time..: 12:11	Analyst ID.....: 002260	
		Instrument ID..: I5				
Beryllium	ND	10.0	ug/L	SW846 6010B	07/19-07/21/05	HE9CP1AH
		Dilution Factor: 1		Analysis Time..: 12:11	Analyst ID.....: 002260	
		Instrument ID..: I5				
Cadmium	ND	10.0	ug/L	SW846 6010B	07/19-07/21/05	HE9CP1AJ
		Dilution Factor: 1		Analysis Time..: 12:11	Analyst ID.....: 002260	
		Instrument ID..: I5				
Calcium	**53400**	**1000**	**ug/L**	**SW846 6010B**	**07/19-07/21/05**	**HE9CP1AK**
		Dilution Factor: 1		Analysis Time..: 12:11	Analyst ID.....: 002260	
		Instrument ID..: I5				
Chromium	ND	20.0	ug/L	SW846 6010B	07/19-07/21/05	HE9CP1AL
		Dilution Factor: 1		Analysis Time..: 12:11	Analyst ID.....: 002260	
		Instrument ID..: I5				

(Continued on next page)

SpecPro Inc

Client Sample ID: FWGLL1-078C-0061-GF

TOTAL Metals

Lot-Sample #...: A5G120109-006 **Matrix.....:** WG

PARAMETER	RESULT	REPORTING LIMIT	UNITS	METHOD	PREPARATION-ANALYSIS DATE	WORK ORDER #
Cobalt	ND	20.0	ug/L	SW846 6010B	07/19-07/21/05	HE9CP1AM
		Dilution Factor: 1		Analysis Time..: 12:11	Analyst ID.....: 002260	
		Instrument ID..: I5				
Copper	ND	20.0	ug/L	SW846 6010B	07/19-07/21/05	HE9CP1AN
		Dilution Factor: 1		Analysis Time..: 12:11	Analyst ID.....: 002260	
		Instrument ID..: I5				
Iron	ND	1000	ug/L	SW846 6010B	07/19-07/21/05	HE9CP1AP
		Dilution Factor: 1		Analysis Time..: 12:11	Analyst ID.....: 002260	
		Instrument ID..: I5				
Magnesium	**7190**	**1000**	**ug/L**	**SW846 6010B**	**07/19-07/21/05**	**HE9CP1AQ**
		Dilution Factor: 1		Analysis Time..: 12:11	Analyst ID.....: 002260	
		Instrument ID..: I5				
Manganese	**1.5 B**	**100**	**ug/L**	**SW846 6010B**	**07/19-07/21/05**	**HE9CP1AR**
		Dilution Factor: 1		Analysis Time..: 12:11	Analyst ID.....: 002260	
		Instrument ID..: I5				
Nickel	**1.4 B**	**20.0**	**ug/L**	**SW846 6010B**	**07/19-07/21/05**	**HE9CP1AT**
		Dilution Factor: 1		Analysis Time..: 12:11	Analyst ID.....: 002260	
		Instrument ID..: I5				
Potassium	**2000 B,J**	**5000**	**ug/L**	**SW846 6010B**	**07/19-07/21/05**	**HE9CP1AU**
		Dilution Factor: 1		Analysis Time..: 12:11	Analyst ID.....: 002260	
		Instrument ID..: I5				
Silver	ND	20.0	ug/L	SW846 6010B	07/19-07/21/05	HE9CP1AV
		Dilution Factor: 1		Analysis Time..: 12:11	Analyst ID.....: 002260	
		Instrument ID..: I5				
Sodium	**5110**	**1000**	**ug/L**	**SW846 6010B**	**07/19-07/21/05**	**HE9CP1AW**
		Dilution Factor: 1		Analysis Time..: 12:11	Analyst ID.....: 002260	
		Instrument ID..: I5				
Vanadium	ND	20.0	ug/L	SW846 6010B	07/19-07/21/05	HE9CP1AX
		Dilution Factor: 1		Analysis Time..: 12:11	Analyst ID.....: 002260	
		Instrument ID..: I5				

(Continued on next page)

SpecPro Inc

Client Sample ID: FWGLL1-078C-0061-GF

TOTAL Metals

Lot-Sample #...: A5G120109-006 **Matrix.....:** WG

PARAMETER	RESULT	REPORTING LIMIT	UNITS	METHOD	PREPARATION-ANALYSIS DATE	WORK ORDER #
Zinc	ND	100	ug/L	SW846 6010B	07/19-07/21/05	HE9CP1A0
		Dilution Factor: 1		Analysis Time..: 12:11	Analyst ID.....: 002260	
		Instrument ID..: I5				
Mercury	ND	0.20	ug/L	SW846 7470A	07/19/05	HE9CP1A2
		Dilution Factor: 1		Analysis Time..: 15:27	Analyst ID.....: 001086	
		Instrument ID..: H1				
Thallium	**0.066 B**	**1.0**	**ug/L**	**SW846 6020**	**07/19-07/20/05**	**HE9CP1A1**
		Dilution Factor: 1		Analysis Time..: 16:02	Analyst ID.....: 001637	
		Instrument ID..: I7				

NOTE(S):

B Estimated result. Result is less than RL.

J Method blank contamination. The associated method blank contains the target analyte at a reportable level.

SpecPro Inc

Client Sample ID: FWGLL1-083C-0063-GF

TOTAL Metals

Lot-Sample #...: A5G120109-009 **Matrix.....:** WG
Date Sampled...: 07/11/05 16:18 **Date Received..:** 07/12/05

PARAMETER	RESULT	REPORTING LIMIT	UNITS	METHOD	PREPARATION-ANALYSIS DATE	WORK ORDER #
Prep Batch #...: 5200018						
Aluminum	**733**	**200**	**ug/L**	**SW846 6010B**	**07/19-07/21/05**	**HE9CX1AE**
		Dilution Factor: 1		Analysis Time..: 12:16	Analyst ID.....: 002260	
		Instrument ID..: I5				
Arsenic	ND	10.0	ug/L	SW846 6010B	07/19-07/21/05	HE9CX1AA
		Dilution Factor: 1		Analysis Time..: 12:16	Analyst ID.....: 002260	
		Instrument ID..: I5				
Lead	ND	10.0	ug/L	SW846 6010B	07/19-07/21/05	HE9CX1AC
		Dilution Factor: 1		Analysis Time..: 12:16	Analyst ID.....: 002260	
		Instrument ID..: I5				
Antimony	ND	100	ug/L	SW846 6010B	07/19-07/21/05	HE9CX1AF
		Dilution Factor: 1		Analysis Time..: 12:16	Analyst ID.....: 002260	
		Instrument ID..: I5				
Barium	**15.4**	**10.0**	**ug/L**	**SW846 6010B**	**07/19-07/21/05**	**HE9CX1AG**
		Dilution Factor: 1		Analysis Time..: 12:16	Analyst ID.....: 002260	
		Instrument ID..: I5				
Selenium	ND	10.0	ug/L	SW846 6010B	07/19-07/21/05	HE9CX1AD
		Dilution Factor: 1		Analysis Time..: 12:16	Analyst ID.....: 002260	
		Instrument ID..: I5				
Beryllium	**0.44 B**	**10.0**	**ug/L**	**SW846 6010B**	**07/19-07/21/05**	**HE9CX1AH**
		Dilution Factor: 1		Analysis Time..: 12:16	Analyst ID.....: 002260	
		Instrument ID..: I5				
Cadmium	ND	10.0	ug/L	SW846 6010B	07/19-07/21/05	HE9CX1AJ
		Dilution Factor: 1		Analysis Time..: 12:16	Analyst ID.....: 002260	
		Instrument ID..: I5				
Calcium	**14200**	**1000**	**ug/L**	**SW846 6010B**	**07/19-07/21/05**	**HE9CX1AK**
		Dilution Factor: 1		Analysis Time..: 12:16	Analyst ID.....: 002260	
		Instrument ID..: I5				
Chromium	ND	20.0	ug/L	SW846 6010B	07/19-07/21/05	HE9CX1AL
		Dilution Factor: 1		Analysis Time..: 12:16	Analyst ID.....: 002260	
		Instrument ID..: I5				

(Continued on next page)

SpecPro Inc

Client Sample ID: FWGLL1-083C-0063-GF

TOTAL Metals

Lot-Sample #...: A5G120109-009 **Matrix.....:** WG

PARAMETER	RESULT	REPORTING LIMIT	UNITS	METHOD	PREPARATION-ANALYSIS DATE	WORK ORDER #
Cobalt	**7.2 B**	**20.0**	**ug/L**	**SW846 6010B**	**07/19-07/21/05**	**HE9CX1AM**
		Dilution Factor: 1		Analysis Time..: 12:16	Analyst ID.....: 002260	
		Instrument ID..: I5				
Copper	ND	20.0	ug/L	SW846 6010B	07/19-07/21/05	HE9CX1AN
		Dilution Factor: 1		Analysis Time..: 12:16	Analyst ID.....: 002260	
		Instrument ID..: I5				
Iron	ND	1000	ug/L	SW846 6010B	07/19-07/21/05	HE9CX1AP
		Dilution Factor: 1		Analysis Time..: 12:16	Analyst ID.....: 002260	
		Instrument ID..: I5				
Magnesium	**4090**	**1000**	**ug/L**	**SW846 6010B**	**07/19-07/21/05**	**HE9CX1AQ**
		Dilution Factor: 1		Analysis Time..: 12:16	Analyst ID.....: 002260	
		Instrument ID..: I5				
Manganese	**371**	**100**	**ug/L**	**SW846 6010B**	**07/19-07/21/05**	**HE9CX1AR**
		Dilution Factor: 1		Analysis Time..: 12:16	Analyst ID.....: 002260	
		Instrument ID..: I5				
Nickel	**23.0**	**20.0**	**ug/L**	**SW846 6010B**	**07/19-07/21/05**	**HE9CX1AT**
		Dilution Factor: 1		Analysis Time..: 12:16	Analyst ID.....: 002260	
		Instrument ID..: I5				
Potassium	**2030 B,J**	**5000**	**ug/L**	**SW846 6010B**	**07/19-07/21/05**	**HE9CX1AU**
		Dilution Factor: 1		Analysis Time..: 12:16	Analyst ID.....: 002260	
		Instrument ID..: I5				
Silver	ND	20.0	ug/L	SW846 6010B	07/19-07/21/05	HE9CX1AV
		Dilution Factor: 1		Analysis Time..: 12:16	Analyst ID.....: 002260	
		Instrument ID..: I5				
Sodium	**15400**	**1000**	**ug/L**	**SW846 6010B**	**07/19-07/21/05**	**HE9CX1AW**
		Dilution Factor: 1		Analysis Time..: 12:16	Analyst ID.....: 002260	
		Instrument ID..: I5				
Vanadium	ND	20.0	ug/L	SW846 6010B	07/19-07/21/05	HE9CX1AX
		Dilution Factor: 1		Analysis Time..: 12:16	Analyst ID.....: 002260	
		Instrument ID..: I5				

(Continued on next page)

SpecPro Inc

Client Sample ID: FWGLL1-083C-0063-GF

TOTAL Metals

Lot-Sample #...: A5G120109-009 **Matrix.....:** WG

PARAMETER	RESULT	REPORTING LIMIT	UNITS	METHOD	PREPARATION-ANALYSIS DATE	WORK ORDER #
Zinc	**35.4 B**	**100**	**ug/L**	**SW846 6010B**	**07/19-07/21/05**	**HE9CX1A0**
		Dilution Factor: 1		Analysis Time..: 12:16	Analyst ID.....: 002260	
		Instrument ID..: I5				
Mercury	ND	0.20	ug/L	SW846 7470A	07/19/05	HE9CX1A2
		Dilution Factor: 1		Analysis Time..: 15:31	Analyst ID.....: 001086	
		Instrument ID..: H1				
Thallium	**0.047 B**	**1.0**	**ug/L**	**SW846 6020**	**07/19-07/20/05**	**HE9CX1A1**
		Dilution Factor: 1		Analysis Time..: 16:06	Analyst ID.....: 001637	
		Instrument ID..: I7				

NOTE(S):

B Estimated result. Result is less than RL.

J Method blank contamination. The associated method blank contains the target analyte at a reportable level.

METHOD BLANK REPORT

TOTAL Metals

Client Lot #...: A5G120109 **Matrix.....:** WATER

PARAMETER	RESULT	REPORTING LIMIT	UNITS	METHOD	PREPARATION-ANALYSIS DATE	WORK ORDER #
MB Lot-Sample #: A5G190000-018 **Prep Batch #...:** 5200018						
Aluminum	ND	200	ug/L	SW846 6010B	07/19-07/21/05	HFQFD1AH
		Dilution Factor: 1				
		Analysis Time..: 11:33	Analyst ID.....: 002260	Instrument ID..: I5		
Arsenic	ND	10.0	ug/L	SW846 6010B	07/19-07/21/05	HFQFD1AE
		Dilution Factor: 1				
		Analysis Time..: 11:33	Analyst ID.....: 002260	Instrument ID..: I5		
Antimony	ND	100	ug/L	SW846 6010B	07/19-07/21/05	HFQFD1AJ
		Dilution Factor: 1				
		Analysis Time..: 11:33	Analyst ID.....: 002260	Instrument ID..: I5		
Lead	ND	10.0	ug/L	SW846 6010B	07/19-07/21/05	HFQFD1AF
		Dilution Factor: 1				
		Analysis Time..: 11:33	Analyst ID.....: 002260	Instrument ID..: I5		
Barium	ND	10.0	ug/L	SW846 6010B	07/19-07/21/05	HFQFD1AK
		Dilution Factor: 1				
		Analysis Time..: 11:33	Analyst ID.....: 002260	Instrument ID..: I5		
Selenium	ND	10.0	ug/L	SW846 6010B	07/19-07/21/05	HFQFD1AG
		Dilution Factor: 1				
		Analysis Time..: 11:33	Analyst ID.....: 002260	Instrument ID..: I5		
Beryllium	ND	10.0	ug/L	SW846 6010B	07/19-07/21/05	HFQFD1AL
		Dilution Factor: 1				
		Analysis Time..: 11:33	Analyst ID.....: 002260	Instrument ID..: I5		
Cadmium	ND	10.0	ug/L	SW846 6010B	07/19-07/21/05	HFQFD1AM
		Dilution Factor: 1				
		Analysis Time..: 11:33	Analyst ID.....: 002260	Instrument ID..: I5		
Calcium	ND	1000	ug/L	SW846 6010B	07/19-07/21/05	HFQFD1AN
		Dilution Factor: 1				
		Analysis Time..: 11:33	Analyst ID.....: 002260	Instrument ID..: I5		
Chromium	ND	20.0	ug/L	SW846 6010B	07/19-07/21/05	HFQFD1AP
		Dilution Factor: 1				
		Analysis Time..: 11:33	Analyst ID.....: 002260	Instrument ID..: I5		
Cobalt	ND	20.0	ug/L	SW846 6010B	07/19-07/21/05	HFQFD1AQ
		Dilution Factor: 1				
		Analysis Time..: 11:33	Analyst ID.....: 002260	Instrument ID..: I5		

(Continued on next page)

METHOD BLANK REPORT

TOTAL Metals

Client Lot #...: A5G120109 **Matrix.....:** WATER

PARAMETER	RESULT	REPORTING LIMIT	UNITS	METHOD	PREPARATION-ANALYSIS DATE	WORK ORDER #
Copper	ND	20.0	ug/L	SW846 6010B	07/19-07/21/05	HFQFD1AR
		Dilution Factor: 1				
		Analysis Time..: 11:33	Analyst ID.....: 002260		Instrument ID..: I5	
Iron	ND	1000	ug/L	SW846 6010B	07/19-07/21/05	HFQFD1AT
		Dilution Factor: 1				
		Analysis Time..: 11:33	Analyst ID.....: 002260		Instrument ID..: I5	
Magnesium	ND	1000	ug/L	SW846 6010B	07/19-07/21/05	HFQFD1AU
		Dilution Factor: 1				
		Analysis Time..: 11:33	Analyst ID.....: 002260		Instrument ID..: I5	
Manganese	ND	100	ug/L	SW846 6010B	07/19-07/21/05	HFQFD1AV
		Dilution Factor: 1				
		Analysis Time..: 11:33	Analyst ID.....: 002260		Instrument ID..: I5	
Nickel	ND	20.0	ug/L	SW846 6010B	07/19-07/21/05	HFQFD1AW
		Dilution Factor: 1				
		Analysis Time..: 11:33	Analyst ID.....: 002260		Instrument ID..: I5	
Potassium	**148 B**	**5000**	**ug/L**	**SW846 6010B**	**07/19-07/21/05**	**HFQFD1AX**
		Dilution Factor: 1				
		Analysis Time..: 11:33	Analyst ID.....: 002260		Instrument ID..: I5	
Silver	ND	20.0	ug/L	SW846 6010B	07/19-07/21/05	HFQFD1A0
		Dilution Factor: 1				
		Analysis Time..: 11:33	Analyst ID.....: 002260		Instrument ID..: I5	
Sodium	ND	1000	ug/L	SW846 6010B	07/19-07/21/05	HFQFD1A1
		Dilution Factor: 1				
		Analysis Time..: 11:33	Analyst ID.....: 002260		Instrument ID..: I5	
Vanadium	ND	20.0	ug/L	SW846 6010B	07/19-07/21/05	HFQFD1A2
		Dilution Factor: 1				
		Analysis Time..: 11:33	Analyst ID.....: 002260		Instrument ID..: I5	
Zinc	ND	100	ug/L	SW846 6010B	07/19-07/21/05	HFQFD1AA
		Dilution Factor: 1				
		Analysis Time..: 11:33	Analyst ID.....: 002260		Instrument ID..: I5	
Mercury	ND	0.20	ug/L	SW846 7470A	07/19/05	HFQFD1AD
		Dilution Factor: 1				
		Analysis Time..: 15:18	Analyst ID.....: 001086		Instrument ID..: H1	
Thallium	ND	1.0	ug/L	SW846 6020	07/19-07/20/05	HFQFD1AC
		Dilution Factor: 1				
		Analysis Time..: 14:15	Analyst ID.....: 001637		Instrument ID..: I7	

(Continued on next page)

METHOD BLANK REPORT

TOTAL Metals

Client Lot #...: A5G120109 **Matrix.....:** WATER

NOTE(S):

Calculations are performed before rounding to avoid round-off errors in calculated results.

B Estimated result. Result is less than RL.

LABORATORY CONTROL SAMPLE EVALUATION REPORT

TOTAL Metals

Client Lot #...: A5G120109 **Matrix.....:** WATER

PARAMETER	PERCENT RECOVERY	RECOVERY LIMITS	METHOD	PREPARATION-ANALYSIS DATE	WORK ORDER #
LCS Lot-Sample#: A5G190000-018 **Prep Batch #...:** 5200018					
Arsenic	102	(80 - 120)	SW846 6010B	07/19-07/21/05	HFQFD1A6
		Dilution Factor: 1	Analysis Time..: 11:38	Analyst ID.....: 002260	
		Instrument ID..: I5			
Aluminum	105	(80 - 120)	SW846 6010B	07/19-07/21/05	HFQFD1A9
		Dilution Factor: 1	Analysis Time..: 11:38	Analyst ID.....: 002260	
		Instrument ID..: I5			
Lead	98	(80 - 120)	SW846 6010B	07/19-07/21/05	HFQFD1A7
		Dilution Factor: 1	Analysis Time..: 11:38	Analyst ID.....: 002260	
		Instrument ID..: I5			
Antimony	106	(80 - 120)	SW846 6010B	07/19-07/21/05	HFQFD1CA
		Dilution Factor: 1	Analysis Time..: 11:38	Analyst ID.....: 002260	
		Instrument ID..: I5			
Selenium	105	(80 - 120)	SW846 6010B	07/19-07/21/05	HFQFD1A8
		Dilution Factor: 1	Analysis Time..: 11:38	Analyst ID.....: 002260	
		Instrument ID..: I5			
Barium	100	(80 - 120)	SW846 6010B	07/19-07/21/05	HFQFD1CC
		Dilution Factor: 1	Analysis Time..: 11:38	Analyst ID.....: 002260	
		Instrument ID..: I5			
Beryllium	102	(80 - 120)	SW846 6010B	07/19-07/21/05	HFQFD1CD
		Dilution Factor: 1	Analysis Time..: 11:38	Analyst ID.....: 002260	
		Instrument ID..: I5			
Cadmium	99	(80 - 120)	SW846 6010B	07/19-07/21/05	HFQFD1CE
		Dilution Factor: 1	Analysis Time..: 11:38	Analyst ID.....: 002260	
		Instrument ID..: I5			
Calcium	99	(80 - 120)	SW846 6010B	07/19-07/21/05	HFQFD1CF
		Dilution Factor: 1	Analysis Time..: 11:38	Analyst ID.....: 002260	
		Instrument ID..: I5			
Chromium	98	(80 - 120)	SW846 6010B	07/19-07/21/05	HFQFD1CG
		Dilution Factor: 1	Analysis Time..: 11:38	Analyst ID.....: 002260	
		Instrument ID..: I5			

(Continued on next page)

LABORATORY CONTROL SAMPLE EVALUATION REPORT

TOTAL Metals

Client Lot #...: A5G120109 **Matrix.....:** WATER

PARAMETER	PERCENT RECOVERY	RECOVERY LIMITS	METHOD	PREPARATION-ANALYSIS DATE	WORK ORDER #
Cobalt	96	(80 - 120)	SW846 6010B	07/19-07/21/05	HFQFD1CH
	Dilution Factor: 1	Analysis Time..: 11:38	Analyst ID.....: 002260		
	Instrument ID..: I5				
Copper	102	(80 - 120)	SW846 6010B	07/19-07/21/05	HFQFD1CJ
	Dilution Factor: 1	Analysis Time..: 11:38	Analyst ID.....: 002260		
	Instrument ID..: I5				
Iron	107	(77 - 127)	SW846 6010B	07/19-07/21/05	HFQFD1CK
	Dilution Factor: 1	Analysis Time..: 11:38	Analyst ID.....: 002260		
	Instrument ID..: I5				
Magnesium	99	(80 - 120)	SW846 6010B	07/19-07/21/05	HFQFD1CL
	Dilution Factor: 1	Analysis Time..: 11:38	Analyst ID.....: 002260		
	Instrument ID..: I5				
Manganese	99	(80 - 120)	SW846 6010B	07/19-07/21/05	HFQFD1CM
	Dilution Factor: 1	Analysis Time..: 11:38	Analyst ID.....: 002260		
	Instrument ID..: I5				
Nickel	97	(80 - 120)	SW846 6010B	07/19-07/21/05	HFQFD1CN
	Dilution Factor: 1	Analysis Time..: 11:38	Analyst ID.....: 002260		
	Instrument ID..: I5				
Potassium	100	(80 - 120)	SW846 6010B	07/19-07/21/05	HFQFD1CP
	Dilution Factor: 1	Analysis Time..: 11:38	Analyst ID.....: 002260		
	Instrument ID..: I5				
Silver	110	(80 - 120)	SW846 6010B	07/19-07/21/05	HFQFD1CQ
	Dilution Factor: 1	Analysis Time..: 11:38	Analyst ID.....: 002260		
	Instrument ID..: I5				
Sodium	98	(80 - 120)	SW846 6010B	07/19-07/21/05	HFQFD1CR
	Dilution Factor: 1	Analysis Time..: 11:38	Analyst ID.....: 002260		
	Instrument ID..: I5				
Vanadium	99	(80 - 120)	SW846 6010B	07/19-07/21/05	HFQFD1CT
	Dilution Factor: 1	Analysis Time..: 11:38	Analyst ID.....: 002260		
	Instrument ID..: I5				
Zinc	100	(80 - 120)	SW846 6010B	07/19-07/21/05	HFQFD1A3
	Dilution Factor: 1	Analysis Time..: 11:38	Analyst ID.....: 002260		
	Instrument ID..: I5				

(Continued on next page)

LABORATORY CONTROL SAMPLE EVALUATION REPORT

TOTAL Metals

Client Lot #...: A5G120109 **Matrix.....:** WATER

PARAMETER	PERCENT RECOVERY	RECOVERY LIMITS	METHOD	PREPARATION-ANALYSIS DATE	WORK ORDER #
Thallium	94	(69 - 114)	SW846 6020	07/19-07/20/05	HFQFD1A4
	Dilution Factor: 1	Analysis Time..: 14:19	Analyst ID.....: 001637		
	Instrument ID..: I7				
Mercury	102	(82 - 131)	SW846 7470A	07/19/05	HFQFD1A5
	Dilution Factor: 1	Analysis Time..: 15:19	Analyst ID.....: 001086		
	Instrument ID..: H1				

NOTE(S):

Calculations are performed before rounding to avoid round-off errors in calculated results.

LABORATORY CONTROL SAMPLE DATA REPORT

TOTAL Metals

Client Lot #...: A5G120109 **Matrix.....:** WATER

PARAMETER	SPIKE AMOUNT	MEASURED AMOUNT	UNITS	PERCNT RECVRY	METHOD	PREPARATION-ANALYSIS DATE	WORK ORDER #
LCS Lot-Sample#: A5G190000-018 **Prep Batch #...:** 5200018							
Arsenic	2000	2040	ug/L	102	SW846 6010B	07/19-07/21/05	HFQFD1A6
			Dilution Factor: 1		Analysis Time..: 11:38	Analyst ID.....: 002260	
			Instrument ID..: I5				
Aluminum	2000	2110	ug/L	105	SW846 6010B	07/19-07/21/05	HFQFD1A9
			Dilution Factor: 1		Analysis Time..: 11:38	Analyst ID.....: 002260	
			Instrument ID..: I5				
Lead	500	488	ug/L	98	SW846 6010B	07/19-07/21/05	HFQFD1A7
			Dilution Factor: 1		Analysis Time..: 11:38	Analyst ID.....: 002260	
			Instrument ID..: I5				
Antimony	500	530	ug/L	106	SW846 6010B	07/19-07/21/05	HFQFD1CA
			Dilution Factor: 1		Analysis Time..: 11:38	Analyst ID.....: 002260	
			Instrument ID..: I5				
Selenium	2000	2090	ug/L	105	SW846 6010B	07/19-07/21/05	HFQFD1A8
			Dilution Factor: 1		Analysis Time..: 11:38	Analyst ID.....: 002260	
			Instrument ID..: I5				
Barium	2000	1990	ug/L	100	SW846 6010B	07/19-07/21/05	HFQFD1CC
			Dilution Factor: 1		Analysis Time..: 11:38	Analyst ID.....: 002260	
			Instrument ID..: I5				
Beryllium	50.0	51.2	ug/L	102	SW846 6010B	07/19-07/21/05	HFQFD1CD
			Dilution Factor: 1		Analysis Time..: 11:38	Analyst ID.....: 002260	
			Instrument ID..: I5				
Cadmium	50.0	49.3	ug/L	99	SW846 6010B	07/19-07/21/05	HFQFD1CE
			Dilution Factor: 1		Analysis Time..: 11:38	Analyst ID.....: 002260	
			Instrument ID..: I5				
Calcium	50000	49700	ug/L	99	SW846 6010B	07/19-07/21/05	HFQFD1CF
			Dilution Factor: 1		Analysis Time..: 11:38	Analyst ID.....: 002260	
			Instrument ID..: I5				
Chromium	200	195	ug/L	98	SW846 6010B	07/19-07/21/05	HFQFD1CG
			Dilution Factor: 1		Analysis Time..: 11:38	Analyst ID.....: 002260	
			Instrument ID..: I5				

(Continued on next page)

LABORATORY CONTROL SAMPLE DATA REPORT

TOTAL Metals

Client Lot #...: A5G120109 **Matrix.....:** WATER

PARAMETER	SPIKE AMOUNT	MEASURED AMOUNT	UNITS	PERCNT RECVRY	METHOD	PREPARATION-ANALYSIS DATE	WORK ORDER #
Cobalt	500	480	ug/L	96	SW846 6010B	07/19-07/21/05	HFQFD1CH
			Dilution Factor: 1		Analysis Time..: 11:38	Analyst ID.....: 002260	
			Instrument ID..: I5				
Copper	250	254	ug/L	102	SW846 6010B	07/19-07/21/05	HFQFD1CJ
			Dilution Factor: 1		Analysis Time..: 11:38	Analyst ID.....: 002260	
			Instrument ID..: I5				
Iron	1000	1070	ug/L	107	SW846 6010B	07/19-07/21/05	HFQFD1CK
			Dilution Factor: 1		Analysis Time..: 11:38	Analyst ID.....: 002260	
			Instrument ID..: I5				
Magnesium	50000	49300	ug/L	99	SW846 6010B	07/19-07/21/05	HFQFD1CL
			Dilution Factor: 1		Analysis Time..: 11:38	Analyst ID.....: 002260	
			Instrument ID..: I5				
Manganese	500	497	ug/L	99	SW846 6010B	07/19-07/21/05	HFQFD1CM
			Dilution Factor: 1		Analysis Time..: 11:38	Analyst ID.....: 002260	
			Instrument ID..: I5				
Nickel	500	483	ug/L	97	SW846 6010B	07/19-07/21/05	HFQFD1CN
			Dilution Factor: 1		Analysis Time..: 11:38	Analyst ID.....: 002260	
			Instrument ID..: I5				
Potassium	50000	49900	ug/L	100	SW846 6010B	07/19-07/21/05	HFQFD1CP
			Dilution Factor: 1		Analysis Time..: 11:38	Analyst ID.....: 002260	
			Instrument ID..: I5				
Silver	50.0	54.8	ug/L	110	SW846 6010B	07/19-07/21/05	HFQFD1CQ
			Dilution Factor: 1		Analysis Time..: 11:38	Analyst ID.....: 002260	
			Instrument ID..: I5				
Sodium	50000	48900	ug/L	98	SW846 6010B	07/19-07/21/05	HFQFD1CR
			Dilution Factor: 1		Analysis Time..: 11:38	Analyst ID.....: 002260	
			Instrument ID..: I5				
Vanadium	500	495	ug/L	99	SW846 6010B	07/19-07/21/05	HFQFD1CT
			Dilution Factor: 1		Analysis Time..: 11:38	Analyst ID.....: 002260	
			Instrument ID..: I5				
Zinc	500	502	ug/L	100	SW846 6010B	07/19-07/21/05	HFQFD1A3
			Dilution Factor: 1		Analysis Time..: 11:38	Analyst ID.....: 002260	
			Instrument ID..: I5				

(Continued on next page)

LABORATORY CONTROL SAMPLE DATA REPORT

TOTAL Metals

Client Lot #...: A5G120109 **Matrix.....:** WATER

PARAMETER	SPIKE AMOUNT	MEASURED AMOUNT	UNITS	PERCNT RECVRY	METHOD	PREPARATION-ANALYSIS DATE	WORK ORDER #
Thallium	100	93.7	ug/L	94	SW846 6020	07/19-07/20/05	HFQFD1A4
			Dilution Factor: 1		Analysis Time..: 14:19	Analyst ID.....: 001637	
			Instrument ID..: I7				
Mercury	5.0	5.1	ug/L	102	SW846 7470A	07/19/05	HFQFD1A5
			Dilution Factor: 1		Analysis Time..: 15:19	Analyst ID.....: 001086	
			Instrument ID..: H1				

NOTE(S):

Calculations are performed before rounding to avoid round-off errors in calculated results.

MATRIX SPIKE SAMPLE EVALUATION REPORT

TOTAL Metals

Client Lot #...: A5G120109 **Matrix.....:** WG
Date Sampled...: 07/11/05 16:18 **Date Received..:** 07/12/05

PARAMETER	PERCENT RECOVERY	RECOVERY LIMITS	METHOD	PREPARATION-ANALYSIS DATE	WORK ORDER #
MS Lot-Sample #: A5G120109-002 **Prep Batch #...:** 5200018					
Aluminum	111	(75 - 125)	SW846 6010B	07/19-07/21/05	HE9CE1A6
		Dilution Factor: 1	Analysis Time..: 11:44	Instrument ID..: I5	
		Analyst ID.....: 002260			
Arsenic	107	(75 - 125)	SW846 6010B	07/19-07/21/05	HE9CE1A3
		Dilution Factor: 1	Analysis Time..: 11:44	Instrument ID..: I5	
		Analyst ID.....: 002260			
Antimony	111	(75 - 125)	SW846 6010B	07/19-07/21/05	HE9CE1A7
		Dilution Factor: 1	Analysis Time..: 11:44	Instrument ID..: I5	
		Analyst ID.....: 002260			
Lead	101	(75 - 125)	SW846 6010B	07/19-07/21/05	HE9CE1A4
		Dilution Factor: 1	Analysis Time..: 11:44	Instrument ID..: I5	
		Analyst ID.....: 002260			
Barium	104	(75 - 125)	SW846 6010B	07/19-07/21/05	HE9CE1A8
		Dilution Factor: 1	Analysis Time..: 11:44	Instrument ID..: I5	
		Analyst ID.....: 002260			
Selenium	109	(75 - 125)	SW846 6010B	07/19-07/21/05	HE9CE1A5
		Dilution Factor: 1	Analysis Time..: 11:44	Instrument ID..: I5	
		Analyst ID.....: 002260			
Beryllium	107	(75 - 125)	SW846 6010B	07/19-07/21/05	HE9CE1A9
		Dilution Factor: 1	Analysis Time..: 11:44	Instrument ID..: I5	
		Analyst ID.....: 002260			
Cadmium	102	(75 - 125)	SW846 6010B	07/19-07/21/05	HE9CE1CA
		Dilution Factor: 1	Analysis Time..: 11:44	Instrument ID..: I5	
		Analyst ID.....: 002260			
Calcium	103	(75 - 125)	SW846 6010B	07/19-07/21/05	HE9CE1CC
		Dilution Factor: 1	Analysis Time..: 11:44	Instrument ID..: I5	
		Analyst ID.....: 002260			
Chromium	101	(75 - 125)	SW846 6010B	07/19-07/21/05	HE9CE1CD
		Dilution Factor: 1	Analysis Time..: 11:44	Instrument ID..: I5	
		Analyst ID.....: 002260			

(Continued on next page)

MATRIX SPIKE SAMPLE EVALUATION REPORT

TOTAL Metals

Client Lot #...: A5G120109 **Matrix.....:** WG
Date Sampled...: 07/11/05 16:18 **Date Received..:** 07/12/05

PARAMETER	PERCENT RECOVERY	RECOVERY LIMITS	METHOD	PREPARATION-ANALYSIS DATE	WORK ORDER #
Cobalt	100	(75 - 125)	SW846 6010B	07/19-07/21/05	HE9CE1CE
		Dilution Factor: 1	Analysis Time..: 11:44	Instrument ID..: I5	
		Analyst ID.....: 002260			
Copper	106	(75 - 125)	SW846 6010B	07/19-07/21/05	HE9CE1CF
		Dilution Factor: 1	Analysis Time..: 11:44	Instrument ID..: I5	
		Analyst ID.....: 002260			
Iron	113	(75 - 125)	SW846 6010B	07/19-07/21/05	HE9CE1CG
		Dilution Factor: 1	Analysis Time..: 11:44	Instrument ID..: I5	
		Analyst ID.....: 002260			
Magnesium	103	(75 - 125)	SW846 6010B	07/19-07/21/05	HE9CE1CH
		Dilution Factor: 1	Analysis Time..: 11:44	Instrument ID..: I5	
		Analyst ID.....: 002260			
Manganese	104	(75 - 125)	SW846 6010B	07/19-07/21/05	HE9CE1CJ
		Dilution Factor: 1	Analysis Time..: 11:44	Instrument ID..: I5	
		Analyst ID.....: 002260			
Nickel	102	(75 - 125)	SW846 6010B	07/19-07/21/05	HE9CE1CK
		Dilution Factor: 1	Analysis Time..: 11:44	Instrument ID..: I5	
		Analyst ID.....: 002260			
Potassium	105	(75 - 125)	SW846 6010B	07/19-07/21/05	HE9CE1CL
		Dilution Factor: 1	Analysis Time..: 11:44	Instrument ID..: I5	
		Analyst ID.....: 002260			
Silver	113	(75 - 125)	SW846 6010B	07/19-07/21/05	HE9CE1CM
		Dilution Factor: 1	Analysis Time..: 11:44	Instrument ID..: I5	
		Analyst ID.....: 002260			
Sodium	101	(75 - 125)	SW846 6010B	07/19-07/21/05	HE9CE1CN
		Dilution Factor: 1	Analysis Time..: 11:44	Instrument ID..: I5	
		Analyst ID.....: 002260			
Vanadium	102	(75 - 125)	SW846 6010B	07/19-07/21/05	HE9CE1CP
		Dilution Factor: 1	Analysis Time..: 11:44	Instrument ID..: I5	
		Analyst ID.....: 002260			
Zinc	101	(75 - 125)	SW846 6010B	07/19-07/21/05	HE9CE1CQ
		Dilution Factor: 1	Analysis Time..: 11:44	Instrument ID..: I5	
		Analyst ID.....: 002260			

(Continued on next page)

MATRIX SPIKE SAMPLE EVALUATION REPORT

TOTAL Metals

Client Lot #...: A5G120109 **Matrix.....:** WG
Date Sampled...: 07/11/05 16:18 **Date Received..:** 07/12/05

PARAMETER	PERCENT RECOVERY	RECOVERY LIMITS	METHOD	PREPARATION-ANALYSIS DATE	WORK ORDER #
Mercury	110	(68 - 149)	SW846 7470A	07/19/05	HE9CE1CT
		Dilution Factor: 1	Analysis Time..: 15:21		Instrument ID..: H1
		Analyst ID.....: 001086			
Thallium	93	(70 - 130)	SW846 6020	07/19-07/20/05	HE9CE1CR
		Dilution Factor: 1	Analysis Time..: 14:24		Instrument ID..: I7
		Analyst ID.....: 001637			

NOTE(S):

Calculations are performed before rounding to avoid round-off errors in calculated results.

MATRIX SPIKE SAMPLE DATA REPORT

TOTAL Metals

Client Lot #...: A5G120109 **Matrix.....:** WG
Date Sampled...: 07/11/05 16:18 **Date Received..:** 07/12/05

PARAMETER	SAMPLE AMOUNT	SPIKE AMT	MEASURED AMOUNT	UNITS	PERCENT RECOVERY	METHOD	PREPARATION-ANALYSIS DATE	WORK ORDER #
MS Lot-Sample #: A5G120109-002 **Prep Batch #...:** 5200018								
Aluminum	744	2000	2970	ug/L	111	SW846 6010B	07/19-07/21/05	HE9CE1A6
			Dilution Factor: 1		Analysis Time..: 11:44		Instrument ID..: I5	
			Analyst ID.....: 002260					
Arsenic	ND	2000	2140	ug/L	107	SW846 6010B	07/19-07/21/05	HE9CE1A3
			Dilution Factor: 1		Analysis Time..: 11:44		Instrument ID..: I5	
			Analyst ID.....: 002260					
Antimony	ND	500	555	ug/L	111	SW846 6010B	07/19-07/21/05	HE9CE1A7
			Dilution Factor: 1		Analysis Time..: 11:44		Instrument ID..: I5	
			Analyst ID.....: 002260					
Lead	ND	500	505	ug/L	101	SW846 6010B	07/19-07/21/05	HE9CE1A4
			Dilution Factor: 1		Analysis Time..: 11:44		Instrument ID..: I5	
			Analyst ID.....: 002260					
Barium	16.1	2000	2090	ug/L	104	SW846 6010B	07/19-07/21/05	HE9CE1A8
			Dilution Factor: 1		Analysis Time..: 11:44		Instrument ID..: I5	
			Analyst ID.....: 002260					
Selenium	ND	2000	2180	ug/L	109	SW846 6010B	07/19-07/21/05	HE9CE1A5
			Dilution Factor: 1		Analysis Time..: 11:44		Instrument ID..: I5	
			Analyst ID.....: 002260					
Beryllium	0.37	50.0	53.8	ug/L	107	SW846 6010B	07/19-07/21/05	HE9CE1A9
			Dilution Factor: 1		Analysis Time..: 11:44		Instrument ID..: I5	
			Analyst ID.....: 002260					
Cadmium	0.46	50.0	51.5	ug/L	102	SW846 6010B	07/19-07/21/05	HE9CE1CA
			Dilution Factor: 1		Analysis Time..: 11:44		Instrument ID..: I5	
			Analyst ID.....: 002260					
Calcium	14100	50000	65400	ug/L	103	SW846 6010B	07/19-07/21/05	HE9CE1CC
			Dilution Factor: 1		Analysis Time..: 11:44		Instrument ID..: I5	
			Analyst ID.....: 002260					
Chromium	ND	200	202	ug/L	101	SW846 6010B	07/19-07/21/05	HE9CE1CD
			Dilution Factor: 1		Analysis Time..: 11:44		Instrument ID..: I5	
			Analyst ID.....: 002260					

(Continued on next page)

MATRIX SPIKE SAMPLE DATA REPORT

TOTAL Metals

Client Lot #...: A5G120109 **Matrix.....:** WG
Date Sampled...: 07/11/05 16:18 **Date Received..:** 07/12/05

PARAMETER	SAMPLE AMOUNT	SPIKE AMT	MEASURED AMOUNT	UNITS	PERCENT RECOVERY	METHOD	PREPARATION-ANALYSIS DATE	WORK ORDER #
Cobalt	7.1	500	506	ug/L	100	SW846 6010B	07/19-07/21/05	HE9CE1CE
			Dilution Factor: 1		Analysis Time..: 11:44		Instrument ID..: I5	
			Analyst ID.....: 002260					
Copper	ND	250	266	ug/L	106	SW846 6010B	07/19-07/21/05	HE9CE1CF
			Dilution Factor: 1		Analysis Time..: 11:44		Instrument ID..: I5	
			Analyst ID.....: 002260					
Iron	ND	1000	1130	ug/L	113	SW846 6010B	07/19-07/21/05	HE9CE1CG
			Dilution Factor: 1		Analysis Time..: 11:44		Instrument ID..: I5	
			Analyst ID.....: 002260					
Magnesium	4080	50000	55500	ug/L	103	SW846 6010B	07/19-07/21/05	HE9CE1CH
			Dilution Factor: 1		Analysis Time..: 11:44		Instrument ID..: I5	
			Analyst ID.....: 002260					
Manganese	374	500	892	ug/L	104	SW846 6010B	07/19-07/21/05	HE9CE1CJ
			Dilution Factor: 1		Analysis Time..: 11:44		Instrument ID..: I5	
			Analyst ID.....: 002260					
Nickel	23.2	500	531	ug/L	102	SW846 6010B	07/19-07/21/05	HE9CE1CK
			Dilution Factor: 1		Analysis Time..: 11:44		Instrument ID..: I5	
			Analyst ID.....: 002260					
Potassium	2060	50000	54300	ug/L	105	SW846 6010B	07/19-07/21/05	HE9CE1CL
			Dilution Factor: 1		Analysis Time..: 11:44		Instrument ID..: I5	
			Analyst ID.....: 002260					
Silver	ND	50.0	56.7	ug/L	113	SW846 6010B	07/19-07/21/05	HE9CE1CM
			Dilution Factor: 1		Analysis Time..: 11:44		Instrument ID..: I5	
			Analyst ID.....: 002260					
Sodium	15700	50000	66000	ug/L	101	SW846 6010B	07/19-07/21/05	HE9CE1CN
			Dilution Factor: 1		Analysis Time..: 11:44		Instrument ID..: I5	
			Analyst ID.....: 002260					
Vanadium	ND	500	511	ug/L	102	SW846 6010B	07/19-07/21/05	HE9CE1CP
			Dilution Factor: 1		Analysis Time..: 11:44		Instrument ID..: I5	
			Analyst ID.....: 002260					
Zinc	38.7	500	546	ug/L	101	SW846 6010B	07/19-07/21/05	HE9CE1CQ
			Dilution Factor: 1		Analysis Time..: 11:44		Instrument ID..: I5	
			Analyst ID.....: 002260					

(Continued on next page)

MATRIX SPIKE SAMPLE DATA REPORT

TOTAL Metals

Client Lot #...: A5G120109 **Matrix.....:** WG
Date Sampled...: 07/11/05 16:18 **Date Received..:** 07/12/05

PARAMETER	SAMPLE AMOUNT	SPIKE AMT	MEASURED AMOUNT	UNITS	PERCENT RECOVERY	METHOD	PREPARATION-ANALYSIS DATE	WORK ORDER #
Mercury	ND	1.0	1.1	ug/L	110	SW846 7470A	07/19/05	HE9CE1CT
			Dilution Factor: 1		Analysis Time..: 15:21		Instrument ID..: H1	
			Analyst ID.....: 001086					
Thallium	0.094	100	92.9	ug/L	93	SW846 6020	07/19-07/20/05	HE9CE1CR
			Dilution Factor: 1		Analysis Time..: 14:24		Instrument ID..: I7	
			Analyst ID.....: 001637					

NOTE(S):

Calculations are performed before rounding to avoid round-off errors in calculated results.

SAMPLE DUPLICATE EVALUATION REPORT

Metals

Client Lot #...: A5G120109 **Work Order #...:** HE9CE-SMP HE9CE-DUP **Matrix.....:** WG

Date Sampled...: 07/11/05 16:18 **Date Received..:** 07/12/05

PARAM	RESULT	DUPLICATE RESULT	UNITS	RPD	RPD LIMIT	METHOD	PREPARATION-ANALYSIS DATE	PREP BATCH #
Aluminum						SD Lot-Sample #: A5G120109-002		
	744	798	ug/L	6.9	(0-20)	SW846 6010B	07/19-07/21/05	5200018
		Dilution Factor: 1				Analysis Time..: 11:44	Analyst ID.....: 002260	
		Instrument ID..: I5						
Arsenic						SD Lot-Sample #: A5G120109-002		
	ND	ND	ug/L	0	(0-20)	SW846 6010B	07/19-07/21/05	5200018
		Dilution Factor: 1				Analysis Time..: 11:44	Analyst ID.....: 002260	
		Instrument ID..: I5						
Lead						SD Lot-Sample #: A5G120109-002		
	ND	ND	ug/L	0	(0-20)	SW846 6010B	07/19-07/21/05	5200018
		Dilution Factor: 1				Analysis Time..: 11:44	Analyst ID.....: 002260	
		Instrument ID..: I5						
Antimony						SD Lot-Sample #: A5G120109-002		
	ND	ND	ug/L	0	(0-20)	SW846 6010B	07/19-07/21/05	5200018
		Dilution Factor: 1				Analysis Time..: 11:44	Analyst ID.....: 002260	
		Instrument ID..: I5						
Barium						SD Lot-Sample #: A5G120109-002		
	16.1	16.4	ug/L	1.6	(0-20)	SW846 6010B	07/19-07/21/05	5200018
		Dilution Factor: 1				Analysis Time..: 11:44	Analyst ID.....: 002260	
		Instrument ID..: I5						
Selenium						SD Lot-Sample #: A5G120109-002		
	ND	ND	ug/L	0	(0-20)	SW846 6010B	07/19-07/21/05	5200018
		Dilution Factor: 1				Analysis Time..: 11:44	Analyst ID.....: 002260	
		Instrument ID..: I5						
Beryllium						SD Lot-Sample #: A5G120109-002		
	0.37 B	0.39 B	ug/L	5.9	(0-20)	SW846 6010B	07/19-07/21/05	5200018
		Dilution Factor: 1				Analysis Time..: 11:44	Analyst ID.....: 002260	
		Instrument ID..: I5						
Cadmium						SD Lot-Sample #: A5G120109-002		
	0.46 B	0.53 B	ug/L	13	(0-20)	SW846 6010B	07/19-07/21/05	5200018
		Dilution Factor: 1				Analysis Time..: 11:44	Analyst ID.....: 002260	
		Instrument ID..: I5						
Calcium						SD Lot-Sample #: A5G120109-002		
	14100	14900	ug/L	5.7	(0-20)	SW846 6010B	07/19-07/21/05	5200018
		Dilution Factor: 1				Analysis Time..: 11:44	Analyst ID.....: 002260	
		Instrument ID..: I5						

(Continued on next page)

SAMPLE DUPLICATE EVALUATION REPORT

Metals

Lot-Sample #...: A5G120109-000 **Work Order #...:** HE9CE-SMP HE9CE-DUP **Matrix.....:** WG

PARAM	RESULT	DUPLICATE RESULT	UNITS	RPD	RPD LIMIT	METHOD	PREPARATION-ANALYSIS DATE	PREP BATCH #
Chromium						SD Lot-Sample #: A5G120109-002		
	ND	ND	ug/L	0	(0-20)	SW846 6010B	07/19-07/21/05	5200018
		Dilution Factor: 1				Analysis Time..: 11:44	Analyst ID.....: 002260	
		Instrument ID..: I5						
Cobalt						SD Lot-Sample #: A5G120109-002		
	7.1 B	7.6 B	ug/L	7.6	(0-20)	SW846 6010B	07/19-07/21/05	5200018
		Dilution Factor: 1				Analysis Time..: 11:44	Analyst ID.....: 002260	
		Instrument ID..: I5						
Copper						SD Lot-Sample #: A5G120109-002		
	ND	ND	ug/L	0	(0-20)	SW846 6010B	07/19-07/21/05	5200018
		Dilution Factor: 1				Analysis Time..: 11:44	Analyst ID.....: 002260	
		Instrument ID..: I5						
Iron						SD Lot-Sample #: A5G120109-002		
	ND	ND	ug/L	0	(0-20)	SW846 6010B	07/19-07/21/05	5200018
		Dilution Factor: 1				Analysis Time..: 11:44	Analyst ID.....: 002260	
		Instrument ID..: I5						
Magnesium						SD Lot-Sample #: A5G120109-002		
	4080	4340	ug/L	6.2	(0-20)	SW846 6010B	07/19-07/21/05	5200018
		Dilution Factor: 1				Analysis Time..: 11:44	Analyst ID.....: 002260	
		Instrument ID..: I5						
Manganese						SD Lot-Sample #: A5G120109-002		
	374	399	ug/L	6.5	(0-20)	SW846 6010B	07/19-07/21/05	5200018
		Dilution Factor: 1				Analysis Time..: 11:44	Analyst ID.....: 002260	
		Instrument ID..: I5						
Nickel						SD Lot-Sample #: A5G120109-002		
	23.2	23.5	ug/L	0.93	(0-20)	SW846 6010B	07/19-07/21/05	5200018
		Dilution Factor: 1				Analysis Time..: 11:44	Analyst ID.....: 002260	
		Instrument ID..: I5						
Potassium						SD Lot-Sample #: A5G120109-002		
	2060 B,J,E	2180 B	ug/L	6.0	(0-20)	SW846 6010B	07/19-07/21/05	5200018
		Dilution Factor: 1				Analysis Time..: 11:44	Analyst ID.....: 002260	
		Instrument ID..: I5						
Silver						SD Lot-Sample #: A5G120109-002		
	ND	ND	ug/L	0	(0-20)	SW846 6010B	07/19-07/21/05	5200018
		Dilution Factor: 1				Analysis Time..: 11:44	Analyst ID.....: 002260	
		Instrument ID..: I5						

(Continued on next page)

SAMPLE DUPLICATE EVALUATION REPORT

Metals

Lot-Sample #...: A5G120109-000 **Work Order #...:** HE9CE-SMP HE9CE-DUP **Matrix.....:** WG

PARAM	RESULT	DUPLICATE RESULT	UNITS	RPD	RPD LIMIT	METHOD	PREPARATION-ANALYSIS DATE	PREP BATCH #
Sodium						SD Lot-Sample #: A5G120109-002		
	15700	16900	ug/L	7.2	(0-20)	SW846 6010B	07/19-07/21/05	5200018
		Dilution Factor: 1				Analysis Time..: 11:44	Analyst ID.....: 002260	
		Instrument ID..: I5						
Vanadium						SD Lot-Sample #: A5G120109-002		
	ND	ND	ug/L	0	(0-20)	SW846 6010B	07/19-07/21/05	5200018
		Dilution Factor: 1				Analysis Time..: 11:44	Analyst ID.....: 002260	
		Instrument ID..: I5						
Zinc						SD Lot-Sample #: A5G120109-002		
	38.7 B	32.8 B	ug/L	17	(0-20)	SW846 6010B	07/19-07/21/05	5200018
		Dilution Factor: 1				Analysis Time..: 11:44	Analyst ID.....: 002260	
		Instrument ID..: I5						
Mercury						SD Lot-Sample #: A5G120109-002		
	ND	ND	ug/L	0	(0-20)	SW846 7470A	07/19/05	5200018
		Dilution Factor: 1				Analysis Time..: 15:21	Analyst ID.....: 001086	
		Instrument ID..: H1						
Thallium						SD Lot-Sample #: A5G120109-002		
	0.094 B	0.052 B	ug/L	58	(0-20)	SW846 6020	07/19-07/20/05	5200018
		Dilution Factor: 1				Analysis Time..: 14:24	Analyst ID.....: 001637	
		Instrument ID..: I7						

NOTE(S):

Calculations are performed before rounding to avoid round-off errors in calculated results.

B Estimated result. Result is less than RL.

J Method blank contamination. The associated method blank contains the target analyte at a reportable level.

E Matrix interference.

GENERAL CHEMISTRY DATA

SpecPro Inc

Client Sample ID: FWGLL1-083C-0083-GW

General Chemistry

Lot-Sample #...: A5G120109-001 **Work Order #...:** HE9CA **Matrix.....:** WG
Date Sampled...: 07/11/05 16:18 **Date Received..:** 07/12/05

PARAMETER	RESULT	RL	UNITS	METHOD	PREPARATION-ANALYSIS DATE	PREP BATCH #
Cyanide, Total	ND	0.010	mg/L	SW846 9012A	07/15/05	5196288
	Dilution Factor: 1					
Nitrocellulose	**0.12 B,J**	**0.50**	**mg/L**	**MCAWW 353.2**	**07/23-07/26/05**	**5204063**
	Dilution Factor: 1					

NOTE(S):

RL Reporting Limit

B Estimated result. Result is less than RL.

J Method blank contamination. The associated method blank contains the target analyte at a reportable level.

SpecPro Inc

Client Sample ID: FWGLL1-080C-0062-GW

General Chemistry

Lot-Sample #...: A5G120109-003 **Work Order #...:** HE9CF **Matrix.....:** WG
Date Sampled...: 07/11/05 14:50 **Date Received..:** 07/12/05

PARAMETER	RESULT	RL	UNITS	METHOD	PREPARATION-ANALYSIS DATE	PREP BATCH #
Cyanide, Total	ND	0.010	mg/L	SW846 9012A	07/15/05	5196288
	Dilution Factor: 1					
Nitrocellulose	**0.17 B,J**	**0.50**	**mg/L**	**MCAWW 353.2**	**07/23-07/26/05**	**5204063**
	Dilution Factor: 1					

NOTE(S):

RL Reporting Limit

B Estimated result. Result is less than RL.

J Method blank contamination. The associated method blank contains the target analyte at a reportable level.

SpecPro Inc

Client Sample ID: FWGLL1-078C-0061-GW

General Chemistry

Lot-Sample #...: A5G120109-005 **Work Order #...:** HE9CJ **Matrix.....:** WG
Date Sampled...: 07/11/05 15:24 **Date Received..:** 07/12/05

PARAMETER	RESULT	RL	UNITS	METHOD	PREPARATION-ANALYSIS DATE	PREP BATCH #
Cyanide, Total	ND	0.010	mg/L	SW846 9012A	07/15/05	5196288
	Dilution Factor: 1					
Nitrocellulose	**0.14 B,J**	**0.50**	**mg/L**	**MCAWW 353.2**	**07/23-07/26/05**	**5204063**
	Dilution Factor: 1					

NOTE(S):

RL Reporting Limit

B Estimated result. Result is less than RL.

J Method blank contamination. The associated method blank contains the target analyte at a reportable level.

SpecPro Inc

Client Sample ID: FWGLL1-083C-0063-GW

General Chemistry

Lot-Sample #...: A5G120109-008 **Work Order #...:** HE9CV **Matrix.....:** WG
Date Sampled...: 07/11/05 16:18 **Date Received..:** 07/12/05

PARAMETER	RESULT	RL	UNITS	METHOD	PREPARATION-ANALYSIS DATE	PREP BATCH #
Cyanide, Total	ND	0.010	mg/L	SW846 9012A	07/15/05	5196288
	Dilution Factor: 1					
Nitrocellulose	**0.20 B,J**	**0.50**	**mg/L**	**MCAWW 353.2**	**07/23-07/26/05**	**5204063**
	Dilution Factor: 1					

NOTE(S):

RL Reporting Limit

B Estimated result. Result is less than RL.

J Method blank contamination. The associated method blank contains the target analyte at a reportable level.

METHOD BLANK REPORT

General Chemistry

Client Lot #...: A5G120109 **Matrix.....:** WATER

PARAMETER	RESULT	REPORTING LIMIT	UNITS	METHOD	PREPARATION-ANALYSIS DATE	PREP BATCH #
Cyanide, Total		Work Order #: HFK6J1AA		MB Lot-Sample #:	A5G150000-288	
	ND	0.010	mg/L	SW846 9012A	07/15/05	5196288
		Dilution Factor: 1				
Nitrocellulose		Work Order #: HF6G41AA		MB Lot-Sample #:	G5G230000-063	
	0.13 B	**0.50**	**mg/L**	**MCAWW 353.2**	**07/23-07/26/05**	**5204063**
		Dilution Factor: 1				

NOTE(S):

Calculations are performed before rounding to avoid round-off errors in calculated results.

B Estimated result. Result is less than RL.

LABORATORY CONTROL SAMPLE EVALUATION REPORT

General Chemistry

Client Lot #...: A5G120109 **Matrix.....:** WATER

PARAMETER	PERCENT RECOVERY	RECOVERY LIMITS	METHOD	PREPARATION-ANALYSIS DATE	PREP BATCH #
Cyanide, Total		Work Order #: HFK6J1AC	LCS Lot-Sample#: A5G150000-288		
	101	(69 - 118)	SW846 9012A	07/15/05	5196288
		Dilution Factor: 1			
Nitrocellulose		Work Order #: HF6G41AC	LCS Lot-Sample#: G5G230000-063		
	106	(56 - 111)	MCAWW 353.2	07/23-07/26/05	5204063
		Dilution Factor: 1			

NOTE(S):

Calculations are performed before rounding to avoid round-off errors in calculated results.

LABORATORY CONTROL SAMPLE DATA REPORT

General Chemistry

Client Lot #...: A5G120109 **Matrix.....:** WATER

PARAMETER	SPIKE AMOUNT	MEASURED AMOUNT	UNITS	PERCNT RECVRY	METHOD	PREPARATION-ANALYSIS DATE	PREP BATCH #
Cyanide, Total	Work Order #: HFK6J1AC				LCS Lot-Sample#: A5G150000-288		
	0.17	0.17	mg/L	101	SW846 9012A	07/15/05	5196288
	Dilution Factor: 1						
Nitrocellulose	Work Order #: HF6G41AC				LCS Lot-Sample#: G5G230000-063		
	2.0	2.1	mg/L	106	MCAWW 353.2	07/23-07/26/05	5204063
	Dilution Factor: 1						

NOTE(S):

Calculations are performed before rounding to avoid round-off errors in calculated results.

MATRIX SPIKE SAMPLE EVALUATION REPORT

General Chemistry

Client Lot #...: A5G120109 **Matrix.....:** WG
Date Sampled...: 07/11/05 16:18 **Date Received..:** 07/12/05

PARAMETER	PERCENT RECOVERY	RECOVERY LIMITS	RPD	RPD LIMITS	METHOD	PREPARATION-ANALYSIS DATE	PREP BATCH #
Cyanide, Total	WO#: HE9CA1AK-MS/HE9CA1AL-MSD					MS Lot-Sample #: A5G120109-001	
	92	(42 - 140)			SW846 9012A	07/15/05	5196288
	92	(42 - 140)	1.1	(0-20)	SW846 9012A	07/15/05	5196288
	Dilution Factor: 1						

NOTE(S):

Calculations are performed before rounding to avoid round-off errors in calculated results.

MATRIX SPIKE SAMPLE DATA REPORT

General Chemistry

Client Lot #...: A5G120109 **Matrix.....:** WG
Date Sampled...: 07/11/05 16:18 **Date Received..:** 07/12/05

PARAMETER	SAMPLE AMOUNT	SPIKE AMT	MEASRD AMOUNT	UNITS	PERCNT RECVRY	RPD	METHOD	PREPARATION-ANALYSIS DATE	PREP BATCH #
Cyanide, Total			WO#: HE9CA1AK-MS/HE9CA1AL-MSD				MS Lot-Sample #: A5G120109-001		
	ND	0.040	0.037	mg/L	92		SW846 9012A	07/15/05	5196288
	ND	0.040	0.037	mg/L	92	1.1	SW846 9012A	07/15/05	5196288

Dilution Factor: 1

NOTE(S):

Calculations are performed before rounding to avoid round-off errors in calculated results.

MATRIX SPIKE SAMPLE EVALUATION REPORT

General Chemistry

Client Lot #...: A5G120109 **Matrix.....:** WATER
Date Sampled...: 07/12/05 10:32 **Date Received..:** 07/13/05

PARAMETER	PERCENT RECOVERY	RECOVERY LIMITS	RPD	RPD LIMITS	METHOD	PREPARATION-ANALYSIS DATE	PREP BATCH #
Nitrocellulose		WO#: HFC161A2-MS/HFC161A3-MSD				MS Lot-Sample #: A5G130131-005	
	98	(56 - 111)			MCAWW 353.2	07/23-07/26/05	5204063
	104	(56 - 111)	5.5	(0-15)	MCAWW 353.2	07/23-07/26/05	5204063

Dilution Factor: 1

NOTE(S):

Calculations are performed before rounding to avoid round-off errors in calculated results.

MATRIX SPIKE SAMPLE DATA REPORT

General Chemistry

Client Lot #...: A5G120109 **Matrix.....:** WATER
Date Sampled...: 07/12/05 10:32 **Date Received..:** 07/13/05

PARAMETER	SAMPLE AMOUNT	SPIKE AMT	MEASRD AMOUNT	UNITS	PERCNT RECVRY	RPD	METHOD	PREPARATION-ANALYSIS DATE	PREP BATCH #
Nitrocellulose			WO#: HFC161A2-MS/HFC161A3-MSD				MS Lot-Sample #: A5G130131-005		
	0.15	2.0	2.1	mg/L	98		MCAWW 353.2	07/23-07/26/05	5204063
	0.15	2.0	2.2	mg/L	104	5.5	MCAWW 353.2	07/23-07/26/05	5204063
			Dilution Factor: 1						

NOTE(S):

Calculations are performed before rounding to avoid round-off errors in calculated results.

STL WEST SACRAMENTO DATA

SpecPro Inc

Client Sample ID: FWGLL1-083C-0083-GW

Trace Level Organic Compounds

Lot-Sample #...: A5G120109-001 **Work Order #...:** HE9CA1AH **Matrix.....:** WG
Date Sampled...: 07/11/05 16:18 **Date Received..:** 07/12/05
Prep Date.....: 07/14/05 **Analysis Date..:** 07/18/05
Prep Batch #...: 5195412
Dilution Factor: 1

PARAMETER	RESULT	DETECTION LIMIT	UNITS	METHOD
Nitroguanidine	ND	20	ug/L	NONE UV/HPLC per

SpecPro Inc

Client Sample ID: FWGLL1-083C-0083-GW

HPLC

Lot-Sample #...: A5G120109-001 **Work Order #...:** HE9CA1AF **Matrix.....:** WG
Date Sampled...: 07/11/05 16:18 **Date Received..:** 07/12/05
Prep Date.....: 07/18/05 **Analysis Date..:** 07/28/05
Prep Batch #...: 5199363
Dilution Factor: 1 **Method.....:** SW846 8330

PARAMETER	RESULT	REPORTING LIMIT	UNITS
2-Amino-4,6-dinitrotoluene	**22 E**	**0.10**	**ug/L**
4-Amino-2,6-dinitrotoluene	**30 E**	**0.10**	**ug/L**
1,3-Dinitrobenzene	**0.22**	**0.10**	**ug/L**
2,4-Dinitrotoluene	**3.2**	**0.10**	**ug/L**
2,6-Dinitrotoluene	**1.3**	**0.10**	**ug/L**
HMX	**0.10 PG**	**0.10**	**ug/L**
Nitrobenzene	ND	0.10	ug/L
2-Nitrotoluene	ND	0.50	ug/L
3-Nitrotoluene	ND	0.50	ug/L
4-Nitrotoluene	**0.050 J**	**0.50**	**ug/L**
RDX	**0.37 AA**	**0.10**	**ug/L**
Tetryl	ND	0.10	ug/L
1,3,5-Trinitrobenzene	**7.1**	**0.10**	**ug/L**
2,4,6-Trinitrotoluene	**7.9**	**0.10**	**ug/L**

SURROGATE	PERCENT RECOVERY	RECOVERY LIMITS
3,4-Dinitrotoluene	129 *	(84 - 125)

NOTE(S):

* Surrogate recovery is outside stated control limits.

E Estimated result. Result concentration exceeds the calibration range.

PG The percent difference between the original and confirmation analyses is greater than 40%.

J Estimated result. Result is less than RL.

AA = Compound RDX can not get confirmed on CN column due to interference from a peak.

SpecPro Inc

Client Sample ID: FWGLL1-083C-0083-GW

HPLC

Lot-Sample #...: A5G120109-001 **Work Order #...:** HE9CA2AF **Matrix.....:** WG
Date Sampled...: 07/11/05 16:18 **Date Received..:** 07/12/05
Prep Date.....: 07/18/05 **Analysis Date..:** 07/28/05
Prep Batch #...: 5199363
Dilution Factor: 5 **Method.....:** SW846 8330

PARAMETER	RESULT	REPORTING LIMIT	UNITS
2-Amino-4,6-dinitrotoluene	**22**	**0.50**	**ug/L**
4-Amino-2,6-dinitrotoluene	**30**	**0.50**	**ug/L**

SURROGATE	PERCENT RECOVERY	RECOVERY LIMITS
3,4-Dinitrotoluene	131 *	(84 - 125)

NOTE(S):

* Surrogate recovery is outside stated control limits.

SpecPro Inc

Client Sample ID: FWGLL1-083C-0083-GW

General Chemistry

Lot-Sample #...: A5G120109-001 **Work Order #...:** HE9CA **Matrix.....:** WG
Date Sampled...: 07/11/05 16:18 **Date Received..:** 07/12/05

PARAMETER	RESULT	RL	UNITS	METHOD	PREPARATION-ANALYSIS DATE	PREP BATCH #
Cyanide, Total	ND	0.010	mg/L	SW846 9012A	07/15/05	5196288
	Dilution Factor: 1					
Nitrocellulose	**0.12 B,J**	**0.50**	**mg/L**	**MCAWW 353.2**	**07/23-07/26/05**	**5204063**
	Dilution Factor: 1					

NOTE(S):

RL Reporting Limit

B Estimated result. Result is less than RL.

J Method blank contamination. The associated method blank contains the target analyte at a reportable level.

SpecPro Inc

Client Sample ID: FWGLL1-080C-0062-GW

Trace Level Organic Compounds

Lot-Sample #...: A5G120109-003 **Work Order #...:** HE9CF1AH **Matrix.....:** WG
Date Sampled...: 07/11/05 14:50 **Date Received..:** 07/12/05
Prep Date.....: 07/14/05 **Analysis Date..:** 07/18/05
Prep Batch #...: 5195412
Dilution Factor: 1

PARAMETER	RESULT	DETECTION LIMIT	UNITS	METHOD
Nitroguanidine	ND	20	ug/L	NONE UV/HPLC per

SpecPro Inc

Client Sample ID: FWGLL1-080C-0062-GW

HPLC

Lot-Sample #...: A5G120109-003 **Work Order #...:** HE9CF1AF **Matrix.....:** WG
Date Sampled...: 07/11/05 14:50 **Date Received..:** 07/12/05
Prep Date.....: 07/18/05 **Analysis Date..:** 07/27/05
Prep Batch #...: 5199363
Dilution Factor: 1 **Method.....:** SW846 8330

PARAMETER	RESULT	REPORTING LIMIT	UNITS
2-Amino-4,6-dinitrotoluene	**4.3**	**0.10**	**ug/L**
4-Amino-2,6-dinitrotoluene	**6.3**	**0.10**	**ug/L**
1,3-Dinitrobenzene	**0.046 J**	**0.10**	**ug/L**
2,4-Dinitrotoluene	**0.087 J**	**0.10**	**ug/L**
2,6-Dinitrotoluene	**0.097 J**	**0.10**	**ug/L**
HMX	**5.0**	**0.10**	**ug/L**
Nitrobenzene	ND	0.10	ug/L
2-Nitrotoluene	ND	0.50	ug/L
3-Nitrotoluene	ND	0.50	ug/L
4-Nitrotoluene	ND	0.50	ug/L
RDX	**37 E**	**0.10**	**ug/L**
Tetryl	ND	0.10	ug/L
1,3,5-Trinitrobenzene	**0.90**	**0.10**	**ug/L**
2,4,6-Trinitrotoluene	**0.42**	**0.10**	**ug/L**

SURROGATE	PERCENT RECOVERY	RECOVERY LIMITS
3,4-Dinitrotoluene	119	(84 - 125)

NOTE(S):

J Estimated result. Result is less than RL.

E Estimated result. Result concentration exceeds the calibration range.

SpecPro Inc

Client Sample ID: FWGLL1-080C-0062-GW

HPLC

Lot-Sample #...: A5G120109-003 **Work Order #...:** HE9CF2AF **Matrix.....:** WG
Date Sampled...: 07/11/05 14:50 **Date Received..:** 07/12/05
Prep Date.....: 07/18/05 **Analysis Date..:** 07/28/05
Prep Batch #...: 5199363
Dilution Factor: 10 **Method.....:** SW846 8330

PARAMETER	RESULT	REPORTING LIMIT	UNITS
RDX	**39**	**1.0**	**ug/L**

SURROGATE	PERCENT RECOVERY	RECOVERY LIMITS
3,4-Dinitrotoluene	0.0 SRD	(84 - 125)

NOTE(S):

SRD The surrogate recovery was not calculated because the extract was diluted beyond the ability to quantitate a recovery.

SpecPro Inc

Client Sample ID: FWGLL1-080C-0062-GW

General Chemistry

Lot-Sample #...: A5G120109-003 **Work Order #...:** HE9CF **Matrix.....:** WG
Date Sampled...: 07/11/05 14:50 **Date Received..:** 07/12/05

PARAMETER	RESULT	RL	UNITS	METHOD	PREPARATION-ANALYSIS DATE	PREP BATCH #
Cyanide, Total	ND	0.010	mg/L	SW846 9012A	07/15/05	5196288
	Dilution Factor: 1					
Nitrocellulose	**0.17 B,J**	**0.50**	**mg/L**	**MCAWW 353.2**	**07/23-07/26/05**	**5204063**
	Dilution Factor: 1					

NOTE(S):

RL Reporting Limit

B Estimated result. Result is less than RL.

J Method blank contamination. The associated method blank contains the target analyte at a reportable level.

SpecPro Inc

Client Sample ID: FWGLL1-078C-0061-GW

Trace Level Organic Compounds

Lot-Sample #...: A5G120109-005 **Work Order #...:** HE9CJ1AH **Matrix.....:** WG
Date Sampled...: 07/11/05 15:24 **Date Received..:** 07/12/05
Prep Date.....: 07/14/05 **Analysis Date..:** 07/18/05
Prep Batch #...: 5195412
Dilution Factor: 1

PARAMETER	RESULT	DETECTION LIMIT	UNITS	METHOD
Nitroguanidine	ND	20	ug/L	NONE UV/HPLC per

SpecPro Inc

Client Sample ID: FWGLL1-078C-0061-GW

HPLC

Lot-Sample #...: A5G120109-005 **Work Order #...:** HE9CJ1AF **Matrix.....:** WG
Date Sampled...: 07/11/05 15:24 **Date Received..:** 07/12/05
Prep Date.....: 07/18/05 **Analysis Date..:** 07/27/05
Prep Batch #...: 5199363
Dilution Factor: 1 **Method.....:** SW846 8330

PARAMETER	RESULT	REPORTING LIMIT	UNITS
2-Amino-4,6-dinitrotoluene	ND	0.10	ug/L
4-Amino-2,6-dinitrotoluene	ND	0.10	ug/L
1,3-Dinitrobenzene	ND	0.10	ug/L
2,4-Dinitrotoluene	ND	0.10	ug/L
2,6-Dinitrotoluene	ND	0.10	ug/L
HMX	ND	0.10	ug/L
Nitrobenzene	ND	0.10	ug/L
2-Nitrotoluene	ND	0.50	ug/L
3-Nitrotoluene	ND	0.50	ug/L
4-Nitrotoluene	ND	0.50	ug/L
RDX	ND	0.10	ug/L
Tetryl	ND	0.10	ug/L
1,3,5-Trinitrobenzene	ND	0.10	ug/L
2,4,6-Trinitrotoluene	ND	0.10	ug/L

SURROGATE	PERCENT RECOVERY	RECOVERY LIMITS
3,4-Dinitrotoluene	106	(84 - 125)

NOTE(S):

AA = compound RDX can not get confirmed in CN column due to interference from a peak.

SpecPro Inc

Client Sample ID: FWGLL1-078C-0061-GW

General Chemistry

Lot-Sample #...: A5G120109-005 **Work Order #...:** HE9CJ **Matrix.....:** WG
Date Sampled...: 07/11/05 15:24 **Date Received..:** 07/12/05

PARAMETER	RESULT	RL	UNITS	METHOD	PREPARATION-ANALYSIS DATE	PREP BATCH #
Cyanide, Total	ND	0.010	mg/L	SW846 9012A	07/15/05	5196288
	Dilution Factor: 1					
Nitrocellulose	**0.14 B,J**	**0.50**	**mg/L**	**MCAWW 353.2**	**07/23-07/26/05**	**5204063**
	Dilution Factor: 1					

NOTE(S):

RL Reporting Limit

B Estimated result. Result is less than RL.

J Method blank contamination. The associated method blank contains the target analyte at a reportable level.

SpecPro Inc

Client Sample ID: FWGLL1-083C-0063-GW

Trace Level Organic Compounds

Lot-Sample #...: A5G120109-008 **Work Order #...:** HE9CV1AH **Matrix.....:** WG
Date Sampled...: 07/11/05 16:18 **Date Received..:** 07/12/05
Prep Date.....: 07/14/05 **Analysis Date..:** 07/18/05
Prep Batch #...: 5195412
Dilution Factor: 1

PARAMETER	RESULT	DETECTION LIMIT	UNITS	METHOD
Nitroguanidine	ND	20	ug/L	NONE UV/HPLC per

SpecPro Inc

Client Sample ID: FWGLL1-083C-0063-GW

HPLC

Lot-Sample #...: A5G120109-008 **Work Order #...:** HE9CV1AF **Matrix.....:** WG
Date Sampled...: 07/11/05 16:18 **Date Received..:** 07/12/05
Prep Date.....: 07/18/05 **Analysis Date..:** 07/28/05
Prep Batch #...: 5199363
Dilution Factor: 1 **Method.....:** SW846 8330

PARAMETER	RESULT	REPORTING LIMIT	UNITS
2-Amino-4,6-dinitrotoluene	**22 E**	**0.10**	**ug/L**
4-Amino-2,6-dinitrotoluene	**30 E**	**0.10**	**ug/L**
1,3-Dinitrobenzene	**0.23**	**0.10**	**ug/L**
2,4-Dinitrotoluene	**3.5**	**0.10**	**ug/L**
2,6-Dinitrotoluene	**1.5**	**0.10**	**ug/L**
HMX	ND	0.10	ug/L
Nitrobenzene	ND	0.10	ug/L
2-Nitrotoluene	ND	0.50	ug/L
3-Nitrotoluene	ND	0.50	ug/L
4-Nitrotoluene	ND	0.50	ug/L
RDX	**0.36 AA**	**0.10**	**ug/L**
Tetryl	ND	0.10	ug/L
1,3,5-Trinitrobenzene	**7.2**	**0.10**	**ug/L**
2,4,6-Trinitrotoluene	**7.7**	**0.10**	**ug/L**

SURROGATE	PERCENT RECOVERY	RECOVERY LIMITS
3,4-Dinitrotoluene	128 *	(84 - 125)

NOTE(S):

* Surrogate recovery is outside stated control limits.

E Estimated result. Result concentration exceeds the calibration range.

AA = Compound RDX can not get confirmed on CN column due to interference from a peak.

SpecPro Inc

Client Sample ID: FWGLL1-083C-0063-GW

HPLC

Lot-Sample #...: A5G120109-008 **Work Order #...:** HE9CV2AF **Matrix.....:** WG
Date Sampled...: 07/11/05 16:18 **Date Received..:** 07/12/05
Prep Date.....: 07/18/05 **Analysis Date..:** 07/28/05
Prep Batch #...: 5199363
Dilution Factor: 10 **Method.....:** SW846 8330

PARAMETER	RESULT	REPORTING LIMIT	UNITS
2-Amino-4,6-dinitrotoluene	**21**	**1.0**	**ug/L**
4-Amino-2,6-dinitrotoluene	**29**	**1.0**	**ug/L**

SURROGATE	PERCENT RECOVERY	RECOVERY LIMITS
3,4-Dinitrotoluene	124	(84 - 125)

SpecPro Inc

Client Sample ID: FWGLL1-083C-0063-GW

General Chemistry

Lot-Sample #...: A5G120109-008 **Work Order #...:** HE9CV **Matrix.....:** WG
Date Sampled...: 07/11/05 16:18 **Date Received..:** 07/12/05

PARAMETER	RESULT	RL	UNITS	METHOD	PREPARATION-ANALYSIS DATE	PREP BATCH #
Cyanide, Total	ND	0.010	mg/L	SW846 9012A	07/15/05	5196288
	Dilution Factor: 1					
Nitrocellulose	**0.20 B,J**	**0.50**	**mg/L**	**MCAWW 353.2**	**07/23-07/26/05**	**5204063**
	Dilution Factor: 1					

NOTE(S):

RL Reporting Limit

B Estimated result. Result is less than RL.

J Method blank contamination. The associated method blank contains the target analyte at a reportable level.

METHOD BLANK REPORT

Trace Level Organic Compounds

Client Lot #...: A5G120109 **Work Order #...:** HFHFK1AA **Matrix.....:** WATER
MB Lot-Sample #: G5G140000-412
Prep Date.....: 07/14/05
Analysis Date..: 07/18/05 **Prep Batch #...:** 5195412
Dilution Factor: 1

PARAMETER	RESULT	DETECTION LIMIT	UNITS	METHOD
Nitroguanidine	ND	20	ug/L	NONE UV/HPLC per

NOTE(S):

Calculations are performed before rounding to avoid round-off errors in calculated results.

METHOD BLANK REPORT

HPLC

Client Lot #...: A5G120109 **Work Order #...:** HFPTH1AA **Matrix.....:** WATER
MB Lot-Sample #: G5G180000-363
Prep Date.....: 07/18/05
Analysis Date..: 07/27/05 **Prep Batch #...:** 5199363
Dilution Factor: 1

PARAMETER	RESULT	REPORTING LIMIT	UNITS	METHOD
2-Amino-4,6-dinitrotoluene	ND	0.10	ug/L	SW846 8330
4-Amino-2,6-dinitrotoluene	ND	0.10	ug/L	SW846 8330
1,3-Dinitrobenzene	ND	0.10	ug/L	SW846 8330
2,4-Dinitrotoluene	ND	0.10	ug/L	SW846 8330
2,6-Dinitrotoluene	ND	0.10	ug/L	SW846 8330
HMX	ND	0.10	ug/L	SW846 8330
Nitrobenzene	ND	0.10	ug/L	SW846 8330
2-Nitrotoluene	ND	0.50	ug/L	SW846 8330
3-Nitrotoluene	ND	0.50	ug/L	SW846 8330
4-Nitrotoluene	ND	0.50	ug/L	SW846 8330
RDX	ND	0.10	ug/L	SW846 8330
Tetryl	ND	0.10	ug/L	SW846 8330
1,3,5-Trinitrobenzene	ND	0.10	ug/L	SW846 8330
2,4,6-Trinitrotoluene	ND	0.10	ug/L	SW846 8330

SURROGATE	PERCENT RECOVERY	RECOVERY LIMITS
3,4-Dinitrotoluene	98	(84 - 125)

NOTE(S):

Calculations are performed before rounding to avoid round-off errors in calculated results.

METHOD BLANK REPORT

HPLC

Client Lot #...: A5G120109 **Work Order #...:** HFPTH1AD **Matrix.....:** WATER
MB Lot-Sample #: G5G180000-363
Prep Date.....: 07/18/05
Analysis Date..: 07/27/05 **Prep Batch #...:** 5199363
Dilution Factor: 1

PARAMETER	RESULT	REPORTING LIMIT	UNITS	METHOD
2-Amino-4,6-dinitrotoluene	ND	0.10	ug/L	SW846 8330
4-Amino-2,6-dinitrotoluene	ND	0.10	ug/L	SW846 8330
1,3-Dinitrobenzene	ND	0.10	ug/L	SW846 8330
2,4-Dinitrotoluene	ND	0.10	ug/L	SW846 8330
2,6-Dinitrotoluene	ND	0.10	ug/L	SW846 8330
HMX	ND	0.10	ug/L	SW846 8330
Nitrobenzene	ND	0.10	ug/L	SW846 8330
2-Nitrotoluene	ND	0.50	ug/L	SW846 8330
3-Nitrotoluene	ND	0.50	ug/L	SW846 8330
4-Nitrotoluene	ND	0.50	ug/L	SW846 8330
RDX	ND	0.10	ug/L	SW846 8330
Tetryl	ND	0.10	ug/L	SW846 8330
1,3,5-Trinitrobenzene	ND	0.10	ug/L	SW846 8330
2,4,6-Trinitrotoluene	ND	0.10	ug/L	SW846 8330

SURROGATE	PERCENT RECOVERY	RECOVERY LIMITS
3,4-Dinitrotoluene	103	(84 - 125)

NOTE(S):

Calculations are performed before rounding to avoid round-off errors in calculated results.

METHOD BLANK REPORT

General Chemistry

Client Lot #...: A5G120109 **Matrix.....:** WATER

PARAMETER	RESULT	REPORTING LIMIT	UNITS	METHOD	PREPARATION-ANALYSIS DATE	PREP BATCH #
Cyanide, Total		Work Order #: HFK6J1AA		MB Lot-Sample #:	A5G150000-288	
	ND	0.010	mg/L	SW846 9012A	07/15/05	5196288
		Dilution Factor: 1				
Nitrocellulose		Work Order #: HF6G41AA		MB Lot-Sample #:	G5G230000-063	
	0.13 B	**0.50**	**mg/L**	**MCAWW 353.2**	**07/23-07/26/05**	**5204063**
		Dilution Factor: 1				

NOTE(S):

Calculations are performed before rounding to avoid round-off errors in calculated results.

B Estimated result. Result is less than RL.

LABORATORY CONTROL SAMPLE EVALUATION REPORT

Trace Level Organic Compounds

Client Lot #...: A5G120109 **Work Order #...:** HFHFK1AC **Matrix.....:** WATER
LCS Lot-Sample#: G5G140000-412
Prep Date.....: 07/14/05 **Analysis Date..:** 07/18/05
Prep Batch #...: 5195412
Dilution Factor: 1

PARAMETER	PERCENT RECOVERY	RECOVERY LIMITS	METHOD
Nitroguanidine	**94**	**(79 - 119)**	**NONE UV/HPLC per SOP**

NOTE(S):

Calculations are performed before rounding to avoid round-off errors in calculated results.

Bold print denotes control parameters

LABORATORY CONTROL SAMPLE DATA REPORT

Trace Level Organic Compounds

Client Lot #...: A5G120109 **Work Order #...:** HFHFK1AC **Matrix.....:** WATER
LCS Lot-Sample#: G5G140000-412
Prep Date.....: 07/14/05 **Analysis Date..:** 07/18/05
Prep Batch #...: 5195412
Dilution Factor: 1

PARAMETER	SPIKE AMOUNT	MEASURED AMOUNT	UNITS	PERCENT RECOVERY	METHOD
Nitroguanidine	**250**	**240**	**ug/L**	**94**	**NONE UV/HPLC per**

NOTE(S):

Calculations are performed before rounding to avoid round-off errors in calculated results.

Bold print denotes control parameters

LABORATORY CONTROL SAMPLE EVALUATION REPORT

HPLC

Client Lot #...: A5G120109 **Work Order #...:** HFPTH1AC **Matrix.....:** WATER
LCS Lot-Sample#: G5G180000-363
Prep Date.....: 07/18/05 **Analysis Date..:** 07/27/05
Prep Batch #...: 5199363
Dilution Factor: 1

PARAMETER	PERCENT RECOVERY	RECOVERY LIMITS	METHOD
2-Amino-4,6-dinitrotoluene	**109**	**(82 - 125)**	**SW846 8330**
4-Amino-2,6-dinitrotoluene	**108**	**(85 - 123)**	**SW846 8330**
1,3-Dinitrobenzene	**114**	**(89 - 130)**	**SW846 8330**
2,4-Dinitrotoluene	**112**	**(86 - 128)**	**SW846 8330**
2,6-Dinitrotoluene	**111**	**(86 - 127)**	**SW846 8330**
HMX	**111**	**(82 - 121)**	**SW846 8330**
Nitrobenzene	**109**	**(81 - 125)**	**SW846 8330**
2-Nitrotoluene	**106**	**(90 - 120)**	**SW846 8330**
3-Nitrotoluene	**106**	**(87 - 122)**	**SW846 8330**
4-Nitrotoluene	**106**	**(87 - 124)**	**SW846 8330**
RDX	**109**	**(94 - 124)**	**SW846 8330**
Tetryl	**110**	**(81 - 126)**	**SW846 8330**
1,3,5-Trinitrobenzene	**106**	**(81 - 132)**	**SW846 8330**
2,4,6-Trinitrotoluene	**111**	**(86 - 126)**	**SW846 8330**

SURROGATE	PERCENT RECOVERY	RECOVERY LIMITS
3,4-Dinitrotoluene	103	(84 - 125)

NOTE(S):

Calculations are performed before rounding to avoid round-off errors in calculated results.

Bold print denotes control parameters

LABORATORY CONTROL SAMPLE DATA REPORT

HPLC

Client Lot #...: A5G120109 **Work Order #...:** HFPTH1AC **Matrix.....:** WATER
LCS Lot-Sample#: G5G180000-363
Prep Date.....: 07/18/05 **Analysis Date..:** 07/27/05
Prep Batch #...: 5199363
Dilution Factor: 1

PARAMETER	SPIKE AMOUNT	MEASURED AMOUNT	UNITS	PERCENT RECOVERY	METHOD
2-Amino-4,6-dinitrotoluene	**1.0**	**1.1**	**ug/L**	**109**	**SW846 8330**
4-Amino-2,6-dinitrotoluene	**1.0**	**1.1**	**ug/L**	**108**	**SW846 8330**
1,3-Dinitrobenzene	**1.0**	**1.1**	**ug/L**	**114**	**SW846 8330**
2,4-Dinitrotoluene	**1.0**	**1.1**	**ug/L**	**112**	**SW846 8330**
2,6-Dinitrotoluene	**1.0**	**1.1**	**ug/L**	**111**	**SW846 8330**
HMX	**1.0**	**1.1**	**ug/L**	**111**	**SW846 8330**
Nitrobenzene	**1.0**	**1.1**	**ug/L**	**109**	**SW846 8330**
2-Nitrotoluene	**1.0**	**1.1**	**ug/L**	**106**	**SW846 8330**
3-Nitrotoluene	**1.0**	**1.1**	**ug/L**	**106**	**SW846 8330**
4-Nitrotoluene	**1.0**	**1.1**	**ug/L**	**106**	**SW846 8330**
RDX	**1.0**	**1.1**	**ug/L**	**109**	**SW846 8330**
Tetryl	**1.0**	**1.1**	**ug/L**	**110**	**SW846 8330**
1,3,5-Trinitrobenzene	**1.0**	**1.1**	**ug/L**	**106**	**SW846 8330**
2,4,6-Trinitrotoluene	**1.0**	**1.1**	**ug/L**	**111**	**SW846 8330**

SURROGATE	PERCENT RECOVERY	RECOVERY LIMITS
3,4-Dinitrotoluene	103	(84 - 125)

NOTE(S):

Calculations are performed before rounding to avoid round-off errors in calculated results.

Bold print denotes control parameters

LABORATORY CONTROL SAMPLE EVALUATION REPORT

General Chemistry

Client Lot #...: A5G120109 **Matrix.....:** WATER

PARAMETER	PERCENT RECOVERY	RECOVERY LIMITS	METHOD	PREPARATION-ANALYSIS DATE	PREP BATCH #
Cyanide, Total		Work Order #: HFK6J1AC	LCS Lot-Sample#: A5G150000-288		
	101	(69 - 118)	SW846 9012A	07/15/05	5196288
		Dilution Factor: 1			
Nitrocellulose		Work Order #: HF6G41AC	LCS Lot-Sample#: G5G230000-063		
	106	(56 - 111)	MCAWW 353.2	07/23-07/26/05	5204063
		Dilution Factor: 1			

NOTE(S):

Calculations are performed before rounding to avoid round-off errors in calculated results.

LABORATORY CONTROL SAMPLE DATA REPORT

General Chemistry

Client Lot #...: A5G120109 **Matrix.....:** WATER

PARAMETER	SPIKE AMOUNT	MEASURED AMOUNT	UNITS	PERCNT RECVRY	METHOD	PREPARATION-ANALYSIS DATE	PREP BATCH #
Cyanide, Total	Work Order #: HFK6J1AC LCS Lot-Sample#: A5G150000-288						
	0.17	0.17	mg/L	101	SW846 9012A	07/15/05	5196288
	Dilution Factor: 1						
Nitrocellulose	Work Order #: HF6G41AC LCS Lot-Sample#: G5G230000-063						
	2.0	2.1	mg/L	106	MCAWW 353.2	07/23-07/26/05	5204063
	Dilution Factor: 1						

NOTE(S):

Calculations are performed before rounding to avoid round-off errors in calculated results.

MATRIX SPIKE SAMPLE EVALUATION REPORT

Trace Level Organic Compounds

Client Lot #...: A5G120109 **Work Order #...:** HFC161A5-MS **Matrix.....:** WATER
MS Lot-Sample #: A5G130131-005 HFC161A6-MSD
Date Sampled...: 07/12/05 10:32 **Date Received..:** 07/13/05
Prep Date.....: 07/14/05 **Analysis Date..:** 07/19/05
Prep Batch #...: 5195412
Dilution Factor: 1

PARAMETER	PERCENT RECOVERY	RECOVERY LIMITS	RPD	RPD LIMITS	METHOD
Nitroguanidine	**91**	**(79 - 119)**			**NONE UV/HPLC per SOP**
	92	**(79 - 119)**	**1.3**	**(0-15)**	**NONE UV/HPLC per SOP**

NOTE(S):

Calculations are performed before rounding to avoid round-off errors in calculated results.

Bold print denotes control parameters

MATRIX SPIKE SAMPLE DATA REPORT

Trace Level Organic Compounds

Client Lot #...: A5G120109 **Work Order #...:** HFC161A5-MS **Matrix.....:** WATER
MS Lot-Sample #: A5G130131-005 HFC161A6-MSD
Date Sampled...: 07/12/05 10:32 **Date Received..:** 07/13/05
Prep Date.....: 07/14/05 **Analysis Date..:** 07/19/05
Prep Batch #...: 5195412
Dilution Factor: 1

PARAMETER	SAMPLE AMOUNT	SPIKE AMT	MEASRD AMOUNT	UNITS	PERCNT RECVRY	RPD	METHOD
Nitroguanidine	**ND**	**250**	**230**	**ug/L**	**91**		**NONE UV/HPLC per SOP**
	ND	**250**	**230**	**ug/L**	**92**	**1.3**	**NONE UV/HPLC per SOP**

NOTE(S):

Calculations are performed before rounding to avoid round-off errors in calculated results.

Bold print denotes control parameters

MATRIX SPIKE SAMPLE EVALUATION REPORT

HPLC

Client Lot #...: A5G120109 **Work Order #...:** HFC161AX-MS **Matrix.....:** WATER
MS Lot-Sample #: A5G130131-005 HFC161A0-MSD
Date Sampled...: 07/12/05 10:32 **Date Received..:** 07/13/05
Prep Date.....: 07/18/05 **Analysis Date..:** 07/28/05
Prep Batch #...: 5199363
Dilution Factor: 1

PARAMETER	PERCENT RECOVERY	RECOVERY LIMITS	RPD	RPD LIMITS	METHOD
2-Amino-4,6-dinitrotoluene	**121**	**(82 - 125)**			**SW846 8330**
	118	**(82 - 125)**	**2.4**	**(0-15)**	**SW846 8330**
4-Amino-2,6-dinitrotoluene	**121**	**(85 - 123)**			**SW846 8330**
	117	**(85 - 123)**	**3.9**	**(0-15)**	**SW846 8330**
1,3-Dinitrobenzene	**127**	**(89 - 130)**			**SW846 8330**
	123	**(89 - 130)**	**2.8**	**(0-15)**	**SW846 8330**
2,4-Dinitrotoluene	**125**	**(86 - 128)**			**SW846 8330**
	122	**(86 - 128)**	**2.6**	**(0-15)**	**SW846 8330**
2,6-Dinitrotoluene	**126**	**(86 - 127)**			**SW846 8330**
	122	**(86 - 127)**	**3.1**	**(0-15)**	**SW846 8330**
HMX	**110**	**(82 - 121)**			**SW846 8330**
	108	**(82 - 121)**	**1.5**	**(0-15)**	**SW846 8330**
Nitrobenzene	**124**	**(81 - 125)**			**SW846 8330**
	120	**(81 - 125)**	**3.7**	**(0-15)**	**SW846 8330**
2-Nitrotoluene	**126 a**	**(90 - 120)**			**SW846 8330**
	119	**(90 - 120)**	**5.9**	**(0-15)**	**SW846 8330**
3-Nitrotoluene	**128 a**	**(87 - 122)**			**SW846 8330**
	123 a	**(87 - 122)**	**3.8**	**(0-15)**	**SW846 8330**
4-Nitrotoluene	**128 a**	**(87 - 124)**			**SW846 8330**
	121	**(87 - 124)**	**5.4**	**(0-15)**	**SW846 8330**
RDX	**111**	**(94 - 124)**			**SW846 8330**
	121	**(94 - 124)**	**8.2**	**(0-15)**	**SW846 8330**
Tetryl	**116**	**(81 - 126)**			**SW846 8330**
	113	**(81 - 126)**	**2.7**	**(0-15)**	**SW846 8330**
1,3,5-Trinitrobenzene	**112**	**(81 - 132)**			**SW846 8330**
	109	**(81 - 132)**	**2.3**	**(0-16)**	**SW846 8330**
2,4,6-Trinitrotoluene	**126**	**(86 - 126)**			**SW846 8330**
	123	**(86 - 126)**	**2.3**	**(0-15)**	**SW846 8330**

SURROGATE	PERCENT RECOVERY	RECOVERY LIMITS
3,4-Dinitrotoluene	120	(84 - 125)
	118	(84 - 125)

NOTE(S):

Calculations are performed before rounding to avoid round-off errors in calculated results.

Bold print denotes control parameters

a Spiked analyte recovery is outside stated control limits.

MATRIX SPIKE SAMPLE DATA REPORT

HPLC

Client Lot #...: A5G120109 **Work Order #...:** HFC161AX-MS **Matrix.....:** WATER
MS Lot-Sample #: A5G130131-005 HFC161A0-MSD
Date Sampled...: 07/12/05 10:32 **Date Received..:** 07/13/05
Prep Date.....: 07/18/05 **Analysis Date..:** 07/28/05
Prep Batch #...: 5199363
Dilution Factor: 1

PARAMETER	SAMPLE AMOUNT	SPIKE AMT	MEASRD AMOUNT	UNITS	PERCNT RECVRY	RPD	METHOD
2-Amino-4,6-dinitrotoluene	**ND**	**1.0**	**1.2**	**ug/L**	**121**		**SW846 8330**
	ND	**1.0**	**1.2**	**ug/L**	**118**	**2.4**	**SW846 8330**
4-Amino-2,6-dinitrotoluene	**ND**	**1.0**	**1.2**	**ug/L**	**121**		**SW846 8330**
	ND	**1.0**	**1.2**	**ug/L**	**117**	**3.9**	**SW846 8330**
1,3-Dinitrobenzene	**ND**	**1.0**	**1.3**	**ug/L**	**127**		**SW846 8330**
	ND	**1.0**	**1.2**	**ug/L**	**123**	**2.8**	**SW846 8330**
2,4-Dinitrotoluene	**ND**	**1.0**	**1.3**	**ug/L**	**125**		**SW846 8330**
	ND	**1.0**	**1.2**	**ug/L**	**122**	**2.6**	**SW846 8330**
2,6-Dinitrotoluene	**ND**	**1.0**	**1.3**	**ug/L**	**126**		**SW846 8330**
	ND	**1.0**	**1.2**	**ug/L**	**122**	**3.1**	**SW846 8330**
HMX	**ND**	**1.0**	**1.1**	**ug/L**	**110**		**SW846 8330**
	ND	**1.0**	**1.1**	**ug/L**	**108**	**1.5**	**SW846 8330**
Nitrobenzene	**ND**	**1.0**	**1.2**	**ug/L**	**124**		**SW846 8330**
	ND	**1.0**	**1.2**	**ug/L**	**120**	**3.7**	**SW846 8330**
2-Nitrotoluene	**ND**	**1.0**	**1.3**	**ug/L**	**126 a**		**SW846 8330**
	ND	**1.0**	**1.2**	**ug/L**	**119**	**5.9**	**SW846 8330**
3-Nitrotoluene	**ND**	**1.0**	**1.3**	**ug/L**	**128 a**		**SW846 8330**
	ND	**1.0**	**1.2**	**ug/L**	**123 a**	**3.8**	**SW846 8330**
4-Nitrotoluene	**ND**	**1.0**	**1.3**	**ug/L**	**128 a**		**SW846 8330**
	ND	**1.0**	**1.2**	**ug/L**	**121**	**5.4**	**SW846 8330**
RDX	**ND**	**1.0**	**1.1**	**ug/L**	**111**		**SW846 8330**
	ND	**1.0**	**1.2**	**ug/L**	**121**	**8.2**	**SW846 8330**
Tetryl	**ND**	**1.0**	**1.2**	**ug/L**	**116**		**SW846 8330**
	ND	**1.0**	**1.1**	**ug/L**	**113**	**2.7**	**SW846 8330**
1,3,5-Trinitrobenzene	**ND**	**1.0**	**1.1**	**ug/L**	**112**		**SW846 8330**
	ND	**1.0**	**1.1**	**ug/L**	**109**	**2.3**	**SW846 8330**
2,4,6-Trinitrotoluene	**ND**	**1.0**	**1.3**	**ug/L**	**126**		**SW846 8330**
	ND	**1.0**	**1.2**	**ug/L**	**123**	**2.3**	**SW846 8330**

SURROGATE	PERCENT RECOVERY	RECOVERY LIMITS
3,4-Dinitrotoluene	120	(84 - 125)
	118	(84 - 125)

NOTE(S):

Calculations are performed before rounding to avoid round-off errors in calculated results.

Bold print denotes control parameters

a Spiked analyte recovery is outside stated control limits.

MATRIX SPIKE SAMPLE EVALUATION REPORT

General Chemistry

Client Lot #...: A5G120109 **Matrix.....:** WG
Date Sampled...: 07/11/05 16:18 **Date Received..:** 07/12/05

PARAMETER	PERCENT RECOVERY	RECOVERY LIMITS	RPD	RPD LIMITS	METHOD	PREPARATION-ANALYSIS DATE	PREP BATCH #
Cyanide, Total		WO#: HE9CA1AK-MS/HE9CA1AL-MSD				MS Lot-Sample #: A5G120109-001	
	92	(42 - 140)			SW846 9012A	07/15/05	5196288
	92	(42 - 140)	1.1	(0-20)	SW846 9012A	07/15/05	5196288

Dilution Factor: 1

NOTE(S):

Calculations are performed before rounding to avoid round-off errors in calculated results.

MATRIX SPIKE SAMPLE DATA REPORT

General Chemistry

Client Lot #...: A5G120109 **Matrix.....:** WG
Date Sampled...: 07/11/05 16:18 **Date Received..:** 07/12/05

PARAMETER	SAMPLE AMOUNT	SPIKE AMT	MEASRD AMOUNT	UNITS	PERCNT RECVRY	RPD	METHOD	PREPARATION-ANALYSIS DATE	PREP BATCH #
Cyanide, Total			WO#: HE9CA1AK-MS/HE9CA1AL-MSD				MS Lot-Sample #: A5G120109-001		
	ND	0.040	0.037	mg/L	92		SW846 9012A	07/15/05	5196288
	ND	0.040	0.037	mg/L	92	1.1	SW846 9012A	07/15/05	5196288

Dilution Factor: 1

NOTE(S):

Calculations are performed before rounding to avoid round-off errors in calculated results.

MATRIX SPIKE SAMPLE EVALUATION REPORT

General Chemistry

Client Lot #...: A5G120109 **Matrix.....:** WATER
Date Sampled...: 07/12/05 10:32 **Date Received..:** 07/13/05

PARAMETER	PERCENT RECOVERY	RECOVERY LIMITS	RPD	RPD LIMITS	METHOD	PREPARATION-ANALYSIS DATE	PREP BATCH #
Nitrocellulose		WO#: HFC161A2-MS/HFC161A3-MSD				MS Lot-Sample #: A5G130131-005	
	98	(56 - 111)			MCAWW 353.2	07/23-07/26/05	5204063
	104	(56 - 111)	5.5	(0-15)	MCAWW 353.2	07/23-07/26/05	5204063

Dilution Factor: 1

NOTE(S):

Calculations are performed before rounding to avoid round-off errors in calculated results.

MATRIX SPIKE SAMPLE DATA REPORT

General Chemistry

Client Lot #...: A5G120109 **Matrix.....:** WATER
Date Sampled...: 07/12/05 10:32 **Date Received..:** 07/13/05

PARAMETER	SAMPLE AMOUNT	SPIKE AMT	MEASRD AMOUNT	UNITS	PERCNT RECVRY	RPD	METHOD	PREPARATION-ANALYSIS DATE	PREP BATCH #
Nitrocellulose			WO#: HFC161A2-MS/HFC161A3-MSD				MS Lot-Sample #: A5G130131-005		
	0.15	2.0	2.1	mg/L	98		MCAWW 353.2	07/23-07/26/05	5204063
	0.15	2.0	2.2	mg/L	104	5.5	MCAWW 353.2	07/23-07/26/05	5204063

Dilution Factor: 1

NOTE(S):

Calculations are performed before rounding to avoid round-off errors in calculated results.

END OF REPORT

SEVERN TRENT STL

STL North Canton
4101 Shuffel Drive NW
North Canton, OH 44720

Tel: 330 497 9396 Fax: 330 497 0772
www.stl-inc.com

ANALYTICAL REPORT

FWGWMP RVAAP

Lot #: A5G130131

Chantelle Carroll

Spec Pro
8451 State Route 5
Ravenna, OH 44266

SEVERN TRENT LABORATORIES, INC.

Frank J. Calovini
Project Manager

August 4, 2005

SEVERN TRENT STL

CASE NARRATIVE

CASE NARRATIVE

A5G130131

The following report contains the analytical results for twenty-two water samples and one quality control sample submitted to STL North Canton by Spec Pro from the FWGWMP RVAAP Site. The samples were received July 13, 2005, according to documented sample acceptance procedures.

The 8330 Explosives, 353.2, and Nitroguanidine analyses were performed at the STL West Sacramento laboratory.

STL utilizes USEPA approved methods in all analytical work. The samples presented in this report were analyzed for the parameter(s) listed on the analytical methods summary page in accordance with the method(s) indicated. Preliminary results were provided to Chantelle Carroll, and Valarie Ann Mariola on August 01, 2005. A summary of QC data for these analyses is included at the back of the report.

STL North Canton attests to the validity of the laboratory data generated by STL facilities reported herein. All analyses performed by STL facilities were done using established laboratory SOPs that incorporate QA/QC procedures described in the applicable methods. STL's operations groups have reviewed the data for compliance with the laboratory QA/QC plan, and data have been found to be compliant with laboratory protocols unless otherwise noted below.

The test results in this report meet all NELAP requirements for parameters for which accreditation is required or available. Any exceptions to NELAP requirements are noted in this report. Pursuant to NELAP, this report may not be reproduced, except in full, without the written approval of the laboratory.

If you have any questions, please call the Project Manager, Frank J. Calovini, at 330-497-9396.

This report is sequentially paginated. The final page of the report is labeled as "END OF REPORT."

SUPPLEMENTAL QC INFORMATION

SAMPLE RECEIVING

The coolers were received at temperatures ranging from 1.9 to 5.7°C.

CASE NARRATIVE (continued)

GC/MS VOLATILES

The sample(s) that contain results between the MDL and the RL were flagged with "J". There is a possibility of false positive or mis-identification at these quantitation levels. In analytical methods requiring confirmation of the analyte reported, confirmation was performed only down to the standard reporting limit (SRL). The acceptance criteria for QC samples may not be met at these quantitation levels.

GC/MS SEMIVOLATILES

The sample(s) that contained concentrations of target analyte(s) at a reportable level in the associated Method Blank(s) were flagged with "B". All target analytes in the Method Blank must be below the reporting limit (RL) or the associated sample(s) must be ND with the exception of common laboratory contaminants.

The sample(s) that contain results between the MDL and the RL were flagged with "J". There is a possibility of false positive or mis-identification at these quantitation levels. In analytical methods requiring confirmation of the analyte reported, confirmation was performed only down to the standard reporting limit (SRL). The acceptance criteria for QC samples may not be met at these quantitation levels.

The matrix spike/matrix spike duplicate(s) for FWGBKGMW-018C-0057-gw had RPD's and recoveries outside acceptance limits. However, since the associated method blank(s) and laboratory control sample(s) were in control, no corrective action was necessary.

Sample(s) FWGBKGMW-013C-0053-gw had up to one surrogate recovery per fraction outside acceptance limits. However, since the recovery was greater than 10% and all associated QC met criteria, no corrective action was taken.

PESTICIDES-8081

The sample(s) that contain results between the MDL and the RL were flagged with "J". There is a possibility of false positive or mis-identification at these quantitation levels. In analytical methods requiring confirmation of the analyte reported, confirmation was performed only down to the standard reporting limit (SRL). The acceptance criteria for QC samples may not be met at these quantitation levels.

The analyses reported herein were performed using an instrument that has two columns(GC) or detectors(HPLC), one of which is used to confirm the results of the other. Peak interferences may result in some cases, which cause a quantitation difference between the two columns/detectors. If the difference between the two results is greater than 40%, the higher of the two results or the primary column/detector is normally reported. The reported results are flagged with "PG".

CASE NARRATIVE (continued)

POLYCHLORINATED BIPHENYLS-8082

The matrix spike/matrix spike duplicate(s) for FWGBKGMW-018C-0057-gw had RPD's outside acceptance limits. However, since the associated method blank(s) and laboratory control sample(s) were in control, no corrective action was necessary.

For sample(s) FWGBKGMW-015C-0054-gw, the recovery for one surrogate compound is outside acceptance criteria. Since the method criterion is that one of two surrogate compounds must meet acceptance criteria, no corrective action was required.

METALS

The sample(s) that contain results between the MDL and the RL were flagged with "B". There is the possibility of false positive of mis-identification at these quantitation levels. The acceptance criteria for the ICB, CCB, and Method Blank are +/- the standard reporting limit (SRL).

The sample(s) that contained concentrations of target analyte(s) at a reportable level in the associated Method Blank(s) were flagged with "J". Refer to the sample report pages for the affected analyte(s).

GENERAL CHEMISTRY

The sample(s) that contain results between the MDL and the RL were flagged with "B". There is the possibility of false positive of mis-identification at these quantitation levels. The acceptance criteria for the ICB, CCB, and Method Blank are +/- the standard reporting limit (SRL).

The sample(s) that contained concentrations of target analyte(s) at a reportable level in the associated Method Blank(s) were flagged with "J". Refer to the sample report pages for the affected analytes(s).

CASE NARRATIVE (continued)

STL WEST SACRAMENTO – 8330

For sample(s) FWGLL2MW-059C-0064-gw, FWGLL2MW-262C-0084-gw, FWGBKGMW-018C-0057-gw, FWGBKGMW-015C-0054-gw, FWGBKGMW-016C-0055-gw, FWGBKGMW-019C-0058-gw, FWGBKGMW-017C-0056-gw, FWGBKGMW-005C-0048-gw, FWGBKGMW-006C-0049-gw, FWGBKGMW-013C-0053-gw, and FWGLL2MW-262C-0065-gw, the matrix spike (MS) recoveries for 2-Nitrotoluene (126%), 3-Nitrotoluene (128%) and 4-Nitrotoluene (128%) were high and outside criteria (120%, 122%, and 124%, respectively) Also, the matrix spike duplicate (MSD) recovery for 3-Nitrotoluene (123%) was high and outside ciriteria (122%). Acceptable LCS analysis data demonstrate that the analytical system was operating in control; this condition is most likely due to a matrix effect.

In addition, the continuing calibration standards (CCVs) that bracket the second half of the run all exceed the 15% limit on the high side for the Nitrotoluene compounds. Since there are no positive values for these compounds in the client samples, the data will be reported. This could also be the reason for the MS/MSD anomaly described above. The final CCV is high for Nitrobenzene, 2,4,6-Trinitrotoluene, 2,6-Dinitrotoluene, and 2,4-Dinitrotoluene in addition to 2-Nitrotoluene, 3-Nitrotolune, and 4-Nitrotoluene. Since there are no positive values for any of these compound in the client samples, the data will be reported and the instrument will be recalibrated going forward.

Sample(s) FWGLL2MW-059C-0064-gw, FWGBKGMW-005C-0048-gw, and FWGBKGMW-006C-0049-gw had excessive sediment and were cloudy. The samples were filtered prior to extraction. A filter Blank was extracted with batch 5199363.

QUALITY CONTROL ELEMENTS OF SW-846 METHODS

STL North Canton conducts a quality assurance/quality control (QA/QC) program designed to provide scientifically valid and legally defensible data. Toward this end, several types of quality control indicators are incorporated into the QA/QC program, which is described in detail in QA Policy, QA-003. These indicators are introduced into the sample testing process to provide a mechanism for the assessment of the analytical data.

QC BATCH

Environmental samples are taken through the testing process in groups called QUALITY CONTROL BATCHES (QC batches). A QC batch contains up to twenty environmental samples of a similar matrix (water, soil) that are processed using the same reagents and standards. STL North Canton requires that each environmental sample be associated with a QC batch.

Several quality control samples are included in each QC batch and are processed identically to the twenty environmental samples. These QC samples include a METHOD BLANK (MB), a LABORATORY CONTROL SAMPLE (LCS) and, where appropriate, a MATRIX SPIKE/MATRIX SPIKE DUPLICATE (MS/MSD) pair or a MATRIX SPIKE/SAMPLE DUPLICATE (MS/DU) pair. If there is insufficient sample to perform an MS/MSD or an MS/DU, then a LABORATORY CONTROL SAMPLE DUPLICATE (LCSD) is included in the QC batch.

LABORATORY CONTROL SAMPLE

The Laboratory Control Sample is a QC sample that is created by adding known concentrations of a full or partial set of target analytes to a matrix similar to that of the environmental samples in the QC batch. The LCS analyte recovery results are used to monitor the analytical process and provide evidence that the laboratory is performing the method within acceptable guidelines. All control analytes indicated by a bold type in the LCS must meet acceptance criteria. Failure to meet the established recovery guidelines requires the repreparation and reanalysis of all samples in the QC batch. The only exception is that if the LCS recoveries are biased high and the associated sample is ND (non-detected) for the parameter(s) of interest, the batch is acceptable.

At times, a Laboratory Control Sample Duplicate (LCSD) is also included in the QC batch. An LCSD is a QC sample that is created and handled identically to the LCS. Analyte recovery data from the LCSD is assessed in the same way as that of the LCS. The LCSD recoveries, together with the LCS recoveries, are used to determine the reproducibility (precision) of the analytical system. Precision data are expressed as relative percent differences (RPDs). If the RPD fails for an LCS/LCSD and yet the recoveries are within acceptance criteria, the batch is still acceptable.

METHOD BLANK

The Method Blank is a QC sample consisting of all the reagents used in analyzing the environmental samples contained in the QC batch. Method Blank results are used to determine if interference or contamination in the analytical system could lead to the reporting of false positive data or elevated analyte concentrations. All target analytes must be below the reporting limits (RL) or the associated sample(s) must be ND except under the following circumstances:

- Common organic contaminants may be present at concentrations up to 5 times the reporting limits. Common metals contaminants may be present at concentrations up to 2 times the reporting limit, or the reported blank concentration must be twenty fold less than the concentration reported in the associated environmental samples. (See common laboratory contaminants listed below.)

Volatile (GC or GC/MS)	Semivolatile (GC/MS)	Metals
Methylene chloride	Phthalate Esters	Copper
Acetone		Iron
2-Butanone		Zinc
		Lead*

- *for analyses run on TJA Trace ICP, ICPMS or GFAA only*

- Organic blanks will be accepted if compounds detected in the blank are present in the associated samples at levels 10 times the blank level. Inorganic blanks will be accepted if elements detected in the blank are present in the associated samples at 20 times the blank level.

- Blanks will be accepted if the compounds/elements detected are not present in any of the associated environmental samples.

Failure to meet these Method Blank criteria requires the repreparation and reanalysis of all samples in the QC batch.

MATRIX SPIKE/MATRIX SPIKE DUPLICATE

A Matrix Spike and a Matrix Spike Duplicate are a pair of environmental samples to which known concentrations of a full or partial set of target analytes are added. The MS/MSD results are determined in the same manner as the results of the environmental sample used to prepare the MS/MSD. The analyte recoveries and the relative percent differences (RPDs) of the recoveries are calculated and used to evaluate the effect of the sample matrix on the analytical results. Due to the potential variability of the matrix of each sample, the MS/MSD results may not have an immediate bearing on any samples except the one spiked; therefore, the associated batch MS/MSD may not reflect the same compounds as the samples contained in the analytical report. When these MS/MSD results fail to meet acceptance criteria, the data is evaluated. If the LCS is within acceptance criteria, the batch is considered acceptable. The acceptance criteria do not apply to samples that are diluted for organics if the native sample amount is 4x the concentration of the spike.

For certain methods, a Matrix Spike/Sample Duplicate (MS/DU) may be included in the QC batch in place of the MS/MSD. For the parameters (i.e. pH, ignitability) where it is not possible to prepare a spiked sample, a Sample Duplicate may be included in the QC batch. However, a Sample Duplicate is less likely to provide usable precision statistics depending on the likelihood of finding concentrations below the standard reporting limit. When the Sample Duplicate result fails to meet acceptance criteria, the data is evaluated.

SURROGATE COMPOUNDS

In addition to these batch-related QC indicators, each organic environmental and QC sample is spiked with surrogate compounds. Surrogates are organic chemicals that behave similarly to the analytes of interest and that are rarely present in the environment. Surrogate recoveries are used to monitor the individual performance of a sample in the analytical system.

If surrogate recoveries are biased high in the LCS, LCSD, or the Method Blank, and the associated sample(s) are ND, the batch is acceptable. Otherwise, if the LCS, LCSD, or Method Blank surrogate(s) fail to meet recovery criteria, the entire sample batch is reprepped and reanalyzed. If the surrogate recoveries are outside criteria for environmental samples, the samples will be reprepped and reanalyzed unless there is objective evidence of matrix interference or if the sample dilution is greater than the threshold outlined in the associated method SOP.

For the GC/MS BNA methods, the surrogate criterion is that two of the three surrogates for each fraction must meet acceptance criteria. The third surrogate must have a recovery of ten percent or greater.

For the Pesticide, PCB, and PAH methods, the surrogate criterion is that one of two surrogate compounds must meet acceptance criteria.

SEVERN TRENT STL

EXECUTIVE SUMMARY

EXECUTIVE SUMMARY - Detection Highlights

A5G130131

PARAMETER	RESULT	REPORTING LIMIT	UNITS	ANALYTICAL METHOD
FWGLL2MW-059C-0064-gw 07/12/05 15:00	**001**			
2-Amino-4,6-dinitrotoluene	0.91	0.10	ug/L	SW846 8330
4-Amino-2,6-dinitrotoluene	0.87	0.10	ug/L	SW846 8330
1,3-Dinitrobenzene	0.077 J	0.10	ug/L	SW846 8330
2,4-Dinitrotoluene	0.47	0.10	ug/L	SW846 8330
HMX	0.062 J	0.10	ug/L	SW846 8330
1,3,5-Trinitrobenzene	2.2	0.10	ug/L	SW846 8330
2,4,6-Trinitrotoluene	0.057 J	0.10	ug/L	SW846 8330
2,4-Dinitrotoluene	0.63 J	5.0	ug/L	SW846 8270C
Butyl benzyl phthalate	0.35 J,B	1.0	ug/L	SW846 8270C
bis(2-Ethylhexyl) phthalate	4.0 B	1.0	ug/L	SW846 8270C
Nitrocellulose	0.15 B,J	0.50	mg/L	MCAWW 353.2
FWGLL2MW-059C-0064-gf 07/12/05 15:00	**002**			
Barium	15.9	10.0	ug/L	SW846 6010B
Beryllium	0.35 B	10.0	ug/L	SW846 6010B
Calcium	26900	1000	ug/L	SW846 6010B
Cobalt	3.2 B	20.0	ug/L	SW846 6010B
Magnesium	7380	1000	ug/L	SW846 6010B
Manganese	281	100	ug/L	SW846 6010B
Nickel	3.1 B	20.0	ug/L	SW846 6010B
Potassium	624 B,J	5000	ug/L	SW846 6010B
Sodium	5180	1000	ug/L	SW846 6010B
Zinc	6.7 B	100	ug/L	SW846 6010B
FWGLL2MW-262C-0084-gw 07/11/05 17:00	**003**			
Di-n-butyl phthalate	0.36 J	1.0	ug/L	SW846 8270C
Butyl benzyl phthalate	0.37 J,B	1.0	ug/L	SW846 8270C
bis(2-Ethylhexyl) phthalate	11 B	1.0	ug/L	SW846 8270C
Nitrocellulose	0.14 B,J	0.50	mg/L	MCAWW 353.2
FWGLL2MW-262C-0084-gf 07/11/05 17:00	**004**			
Barium	14.5	10.0	ug/L	SW846 6010B
Calcium	42100	1000	ug/L	SW846 6010B
Cobalt	2.3 B	20.0	ug/L	SW846 6010B
Magnesium	31100	1000	ug/L	SW846 6010B
Manganese	277	100	ug/L	SW846 6010B

(Continued on next page)

EXECUTIVE SUMMARY - Detection Highlights

A5G130131

PARAMETER	RESULT	REPORTING LIMIT	UNITS	ANALYTICAL METHOD
FWGLL2MW-262C-0084-gf 07/11/05 17:00	**004**			
Nickel	13.8 B	20.0	ug/L	SW846 6010B
Potassium	1760 B,J	5000	ug/L	SW846 6010B
Sodium	9130	1000	ug/L	SW846 6010B
FWGBKGMW-018C-0057-gw 07/12/05 10:32	**005**			
bis(2-Ethylhexyl) phthalate	1.6 B	1.0	ug/L	SW846 8270C
Nitrocellulose	0.15 B,J	0.50	mg/L	MCAWW 353.2
FWGBKGMW-018C-0057-gf 07/12/05 10:32	**006**			
Barium	21.5	10.0	ug/L	SW846 6010B
Calcium	61100	1000	ug/L	SW846 6010B
Magnesium	6080	1000	ug/L	SW846 6010B
Manganese	119	100	ug/L	SW846 6010B
Potassium	854 B,J	5000	ug/L	SW846 6010B
Sodium	1370	1000	ug/L	SW846 6010B
FWGBKGMW-015C-0054-gw 07/12/05 12:35	**007**			
Aroclor 1242	9.0	1.0	ug/L	SW846 8082
Aroclor 1260	6.7	1.0	ug/L	SW846 8082
Heptachlor	0.0094 J	0.030	ug/L	SW846 8081A
Dieldrin	0.053	0.030	ug/L	SW846 8081A
Endosulfan sulfate	0.023 J	0.030	ug/L	SW846 8081A
4,4'-DDT	0.038 PG	0.030	ug/L	SW846 8081A
Endrin aldehyde	0.037	0.030	ug/L	SW846 8081A
Toxaphene	5.3	2.0	ug/L	SW846 8081A
Diethyl phthalate	0.78 J	1.0	ug/L	SW846 8270C
Di-n-butyl phthalate	0.91 J	1.0	ug/L	SW846 8270C
Butyl benzyl phthalate	0.42 J,B	1.0	ug/L	SW846 8270C
bis(2-Ethylhexyl) phthalate	2.7 B	1.0	ug/L	SW846 8270C
Nitrocellulose	0.13 B,J	0.50	mg/L	MCAWW 353.2
FWGBKGMW-015C-0054-gf 07/12/05 12:35	**008**			
Thallium	0.036 B	1.0	ug/L	SW846 6020
Barium	244	10.0	ug/L	SW846 6010B
Calcium	28700	1000	ug/L	SW846 6010B
Magnesium	11600	1000	ug/L	SW846 6010B
Manganese	45.7 B	100	ug/L	SW846 6010B

(Continued on next page)

EXECUTIVE SUMMARY - Detection Highlights

A5G130131

PARAMETER	RESULT	REPORTING LIMIT	UNITS	ANALYTICAL METHOD
FWGBKGMW-015C-0054-gf 07/12/05 12:35	**008**			
Nickel	1.7 B	20.0	ug/L	SW846 6010B
Potassium	4580 B,J	5000	ug/L	SW846 6010B
Sodium	11900	1000	ug/L	SW846 6010B
Zinc	29.8 B	100	ug/L	SW846 6010B
FWGBKGMW-016C-0055-gw 07/12/05 11:45	**009**			
Tetryl	0.025 J	0.10	ug/L	SW846 8330
Butyl benzyl phthalate	0.33 J,B	1.0	ug/L	SW846 8270C
bis(2-Ethylhexyl) phthalate	2.7 B	1.0	ug/L	SW846 8270C
Nitrocellulose	0.18 B,J	0.50	mg/L	MCAWW 353.2
FWGBKGMW-016C-0055-gf 07/12/05 11:45	**010**			
Barium	13.2	10.0	ug/L	SW846 6010B
Beryllium	0.30 B	10.0	ug/L	SW846 6010B
Calcium	8490	1000	ug/L	SW846 6010B
Iron	129 B	1000	ug/L	SW846 6010B
Magnesium	3880	1000	ug/L	SW846 6010B
Manganese	22.6 B	100	ug/L	SW846 6010B
Nickel	2.9 B	20.0	ug/L	SW846 6010B
Potassium	682 B,J	5000	ug/L	SW846 6010B
Sodium	2550	1000	ug/L	SW846 6010B
Zinc	7.9 B	100	ug/L	SW846 6010B
FWGBKGMW-019C-0058-gw 07/12/05 09:53	**011**			
Butyl benzyl phthalate	0.35 J,B	1.0	ug/L	SW846 8270C
bis(2-Ethylhexyl) phthalate	8.3 B	1.0	ug/L	SW846 8270C
Nitrocellulose	0.14 B,J	0.50	mg/L	MCAWW 353.2
FWGBKGMW-019C-0058-gf 07/12/05 09:53	**012**			
Barium	40.0	10.0	ug/L	SW846 6010B
Calcium	114000	1000	ug/L	SW846 6010B
Magnesium	32600	1000	ug/L	SW846 6010B
Manganese	118	100	ug/L	SW846 6010B
Potassium	1330 B,J	5000	ug/L	SW846 6010B
Sodium	9860	1000	ug/L	SW846 6010B

(Continued on next page)

EXECUTIVE SUMMARY - Detection Highlights

A5G130131

PARAMETER	RESULT	REPORTING LIMIT	UNITS	ANALYTICAL METHOD
FWGBKGMW-017C-0056-gw 07/12/05 10:20	**013**			
bis(2-Ethylhexyl) phthalate	2.5 B	1.0	ug/L	SW846 8270C
Nitrocellulose	0.14 B,J	0.50	mg/L	MCAWW 353.2
FWGBKGMW-017C-0056-gf 07/12/05 10:20	**014**			
Arsenic	14.7	10.0	ug/L	SW846 6010B
Barium	30.7	10.0	ug/L	SW846 6010B
Calcium	105000	1000	ug/L	SW846 6010B
Iron	707 B	1000	ug/L	SW846 6010B
Magnesium	43300	1000	ug/L	SW846 6010B
Manganese	208	100	ug/L	SW846 6010B
Potassium	1990 B,J	5000	ug/L	SW846 6010B
Sodium	21800	1000	ug/L	SW846 6010B
FWGBKGMW-005C-0048-gw 07/12/05 12:10	**015**			
Di-n-butyl phthalate	0.43 J	1.0	ug/L	SW846 8270C
bis(2-Ethylhexyl) phthalate	6.0 B	1.0	ug/L	SW846 8270C
Nitrocellulose	0.23 B,J	0.50	mg/L	MCAWW 353.2
FWGBKGMW-005C-0048-gf 07/12/05 12:10	**016**			
Barium	14.2	10.0	ug/L	SW846 6010B
Beryllium	0.45 B	10.0	ug/L	SW846 6010B
Calcium	92700	1000	ug/L	SW846 6010B
Magnesium	19100	1000	ug/L	SW846 6010B
Potassium	703 B,J	5000	ug/L	SW846 6010B
Sodium	7670	1000	ug/L	SW846 6010B
FWGBKGMW-006C-0049-gw 07/12/05 16:20	**017**			
Diethyl phthalate	0.55 J	1.0	ug/L	SW846 8270C
Di-n-butyl phthalate	0.71 J	1.0	ug/L	SW846 8270C
bis(2-Ethylhexyl) phthalate	2.0 B	1.0	ug/L	SW846 8270C
Nitrocellulose	0.16 B,J	0.50	mg/L	MCAWW 353.2

(Continued on next page)

EXECUTIVE SUMMARY - Detection Highlights

A5G130131

PARAMETER	RESULT	REPORTING LIMIT	UNITS	ANALYTICAL METHOD
FWGBKGMW-006C-0049-gf 07/12/05 16:20	**018**			
Barium	25.0	10.0	ug/L	SW846 6010B
Beryllium	0.32 B	10.0	ug/L	SW846 6010B
Calcium	70700	1000	ug/L	SW846 6010B
Magnesium	20100	1000	ug/L	SW846 6010B
Manganese	85.4 B	100	ug/L	SW846 6010B
Nickel	2.0 B	20.0	ug/L	SW846 6010B
Potassium	3070 B,J	5000	ug/L	SW846 6010B
Sodium	31700	1000	ug/L	SW846 6010B
FWGBKGMW-013C-0053-gw 07/12/05 15:10	**019**			
Diethyl phthalate	0.64 J	1.0	ug/L	SW846 8270C
Di-n-butyl phthalate	0.59 J	1.0	ug/L	SW846 8270C
Butyl benzyl phthalate	0.41 J,B	1.0	ug/L	SW846 8270C
bis(2-Ethylhexyl) phthalate	3.3 B	1.0	ug/L	SW846 8270C
Di-n-octyl phthalate	0.77 J	1.0	ug/L	SW846 8270C
Nitrocellulose	0.24 B,J	0.50	mg/L	MCAWW 353.2
FWGBKGMW-013C-0053-gf 07/12/05 15:10	**020**			
Arsenic	8.4 B	10.0	ug/L	SW846 6010B
Barium	75.9	10.0	ug/L	SW846 6010B
Beryllium	0.30 B	10.0	ug/L	SW846 6010B
Calcium	69700	1000	ug/L	SW846 6010B
Iron	844 B	1000	ug/L	SW846 6010B
Magnesium	22900	1000	ug/L	SW846 6010B
Manganese	380	100	ug/L	SW846 6010B
Potassium	1590 B,J	5000	ug/L	SW846 6010B
Sodium	10900	1000	ug/L	SW846 6010B
FWGLL2MW-262C-0065-gw 07/11/05 17:00	**021**			
Di-n-butyl phthalate	0.47 J	1.0	ug/L	SW846 8270C
bis(2-Ethylhexyl) phthalate	1.8 B	1.0	ug/L	SW846 8270C
Di-n-octyl phthalate	0.74 J	1.0	ug/L	SW846 8270C
Nitrocellulose	0.17 B,J	0.50	mg/L	MCAWW 353.2

(Continued on next page)

EXECUTIVE SUMMARY - Detection Highlights

A5G130131

PARAMETER	RESULT	REPORTING LIMIT	UNITS	ANALYTICAL METHOD
FWGLL2MW-262C-0065-gf 07/11/05 17:00 022				
Barium	14.4	10.0	ug/L	SW846 6010B
Beryllium	0.32 B	10.0	ug/L	SW846 6010B
Calcium	42000	1000	ug/L	SW846 6010B
Cobalt	2.4 B	20.0	ug/L	SW846 6010B
Magnesium	30900	1000	ug/L	SW846 6010B
Manganese	284	100	ug/L	SW846 6010B
Nickel	14.5 B	20.0	ug/L	SW846 6010B
Potassium	1760 B,J	5000	ug/L	SW846 6010B
Sodium	8950	1000	ug/L	SW846 6010B
FWGWMP-tb-0087-gw 07/12/05 17:00 023				
Methylene chloride	1.6 J	2.0	ug/L	SW846 8260B

SEVERN TRENT STL

METHOD SUMMARY

ANALYTICAL METHODS SUMMARY

A5G130131

PARAMETER	ANALYTICAL METHOD
Cyanide, Total	SW846 9012A
Inductively Coupled Plasma (ICP) Metals	SW846 6010B
ICP-MS (6020)	SW846 6020
Mercury in Liquid Waste (Manual Cold-Vapor)	SW846 7470A
Nitroaromatics and Nitramines by HPLC	SW846 8330
Nitrocellulose as N, 353.2	MCAWW 353.2
Organics by UV/HPLC	NONE UV/HPLC per SOP
Organochlorine Pesticides	SW846 8081A
PCBs by SW-846 8082	SW846 8082
Semivolatile Organic Compounds by GC/MS	SW846 8270C
Trace Inductively Coupled Plasma (ICP) Metals	SW846 6010B
Volatile Organics by GC/MS	SW846 8260B

References:

MCAWW "Methods for Chemical Analysis of Water and Wastes", EPA-600/4-79-020, March 1983 and subsequent revisions.

NONE

SW846 "Test Methods for Evaluating Solid Waste, Physical/Chemical Methods", Third Edition, November 1986 and its updates.

SEVERN TRENT STL

SAMPLE SUMMARY

SAMPLE SUMMARY

A5G130131

WO #	SAMPLE#	CLIENT SAMPLE ID	SAMPLED DATE	SAMP TIME
HFC1K	001	FWGLL2MW-059C-0064-gw	07/12/05	15:00
HFC1T	002	FWGLL2MW-059C-0064-gf	07/12/05	15:00
HFC1V	003	FWGLL2MW-262C-0084-gw	07/11/05	17:00
HFC15	004	FWGLL2MW-262C-0084-gf	07/11/05	17:00
HFC16	005	FWGBKGMW-018C-0057-gw	07/12/05	10:32
HFC19	006	FWGBKGMW-018C-0057-gf	07/12/05	10:32
HFC2E	007	FWGBKGMW-015C-0054-gw	07/12/05	12:35
HFC2H	008	FWGBKGMW-015C-0054-gf	07/12/05	12:35
HFC2J	009	FWGBKGMW-016C-0055-gw	07/12/05	11:45
HFC2T	010	FWGBKGMW-016C-0055-gf	07/12/05	11:45
HFC2X	011	FWGBKGMW-019C-0058-gw	07/12/05	09:53
HFC3A	012	FWGBKGMW-019C-0058-gf	07/12/05	09:53
HFC3F	013	FWGBKGMW-017C-0056-gw	07/12/05	10:20
HFC3G	014	FWGBKGMW-017C-0056-gf	07/12/05	10:20
HFC3W	015	FWGBKGMW-005C-0048-gw	07/12/05	12:10
HFC35	016	FWGBKGMW-005C-0048-gf	07/12/05	12:10
HFC4A	017	FWGBKGMW-006C-0049-gw	07/12/05	16:20
HFC4F	018	FWGBKGMW-006C-0049-gf	07/12/05	16:20
HFC4J	019	FWGBKGMW-013C-0053-gw	07/12/05	15:10
HFC4W	020	FWGBKGMW-013C-0053-gf	07/12/05	15:10
HFC4X	021	FWGLL2MW-262C-0065-gw	07/11/05	17:00
HFC43	022	FWGLL2MW-262C-0065-gf	07/11/05	17:00
HFC6F	023	FWGWMP-tb-0087-gw	07/12/05	17:00

NOTE(S):

- The analytical results of the samples listed above are presented on the following pages.
- All calculations are performed before rounding to avoid round-off errors in calculated results.
- Results noted as "ND" were not detected at or above the stated limit.
- This report must not be reproduced, except in full, without the written approval of the laboratory.
- Results for the following parameters are never reported on a dry weight basis: color, corrosivity, density, flashpoint, ignitability, layers, odor, paint filter test, pH, porosity pressure, reactivity, redox potential, specific gravity, spot tests, solids, solubility, temperature, viscosity, and weight.

SEVERN TRENT STL

SHIPPING AND RECEIVING DOCUMENTS

Chain of Custody Record

SEVERN TRENT **STL**

Severn Trent Laboratories, Inc.

21

TL-4124 (0901)

Client: Spec Pro	Project Manager: Chantelle Cantell	Date: 7-12-05	Chain of Custody Number: 200939
Address	Telephone Number (Area Code)/Fax Number: 330-358-1753	Lab Number	Page 1 of 2
City: Ravenna / State: OH / Zip Code	Site Contact	Lab Contact	
Project Name and Location (State): FWGWMP RVAAP	Carrier/Waybill Number		
Contract/Purchase Order/Quote No.			

Sample I.D. No. and Description (Containers for each sample may be combined on one line)	Date	Time	Matrix: Air	Aqueous	Sed.	Soil	Containers & Preservatives: Unpres.	H2SO4	HNO3	HCl	NaOH	ZnAc/NaOH	Analysis: Cyanide	TAL Metal	Pest/PCB	PNA	SVOC	VOC	Special Instructions/ Conditions of Receipt
FWGLL2mw-2b2C-0065-gw	7-11	1700		X						3								3	
FWGLL2mw-2b2C-0084-gw	7-11	1700		X						3								3	
FWGBKGmw-018C-0057-gw	7-12	1032		X						3								3	
FWGBKGmw-018C-0057-ms/msd	7-12	1032		X						3								3	
FWGBKGmw-015C-0054-gw	7-12	1235		X						3								3	
FWGBKGmw-016C-0055-gw	7-12	1145		X						3								3	
FWGBKGmw-019C-0057-gw	7-12	953		X						3								3	
FWGBKGmw-017C-0056-gw	7-12	1020		X						3								3	
FWGBKGmw-005C-0048-gw	7-12	1210		X						3								3	
FWGBKGmw-006C-0049-gw	7-12			X						3								3	
~~FBGBKG~~ FWGBKGmw-013C-0053-gw	7-12	1510		X						3								3	
FWGLL2mw-059C-0064-gw	7-12	1500		X			8			3	1		2	1	1	2	2	3	

Page 185

Possible Hazard Identification ~~FWGLL2-059C-0064-gw 7-12~~ See pg. 2

☐ Non-Hazard ☐ Flammable ☐ Skin Irritant ☐ Poison B ☐ Unknown

Sample Disposal: ☐ Return To Client ☐ Disposal By Lab ☐ Archive For _____ Months (A fee may be assessed if samples are retained longer than 1 month)

Turn Around Time Required: ☐ 24 Hours ☐ 48 Hours ☐ 7 Days ☐ 14 Days ☐ 21 Days ☐ Other _____

QC Requirements (Specify)

	Date	Time		Date	Time
1. Relinquished By: Chantelle Cantell	7-12	1800	1. Received By: Al Haidet	7-12-05	1800
2. Relinquished By: A.H.	7-12-05	1910	2. Received By: Mona Miller	7/13/05	8:00
3. Relinquished By	Date	Time	3. Received By	Date	Time

Comments

DISTRIBUTION: WHITE - Returned to Client with Report; CANARY - Stays with the Sample; PINK - Field Copy

STL North Canton

APP-FORM-00-0

Chain of Custody Record

SEVERN TRENT **STL**

Severn Trent Laboratories, Inc.

22

STL-4124 (0901)

Client	Project Manager	Date	Chain of Custody Number
Spec Pro	Chantelle Carroll	7-12-05	200951
Address	**Telephone Number (Area Code)/Fax Number**	**Lab Number**	**Page 2 of 2**

City	State	Zip Code	Site Contact	Lab Contact

Project Name and Location (State)	Carrier/Waybill Number
FWGWMP RVAAP	

Contract/Purchase Order/Quote No.

Sample I.D. No. and Description (Containers for each sample may be combined on one line)	Date	Time	Matrix: Air	Aqueous	Sed.	Soil	Containers & Preservatives: Unpres.	H2SO4	HNO3	HCl	NaOH	ZnAc/ NaOH	Analysis: Exp	Cyanide	TAL metals	Pest / PCB	Prep	SVOC	VOC	Special Instructions/ Conditions of Receipt
FWGLL2mw-059C-0064-gf	7-12	1500		X					1						1					
FWGWMP-tb-0087-gw	7-12	1700		X															1	

Possible Hazard Identification

☐ Non-Hazard ☐ Flammable ☐ Skin Irritant ☐ Poison B ☐ Unknown

Sample Disposal

☐ Return To Client ☐ Disposal By Lab ☐ Archive For _____ Months

(A fee may be assessed if samples are retained longer than 1 month)

Turn Around Time Required

☐ 24 Hours ☐ 48 Hours ☐ 7 Days ☐ 14 Days ☐ 21 Days ☐ Other _____

QC Requirements (Specify)

	Date	Time		Date	Time
1. Relinquished By: Chantelle Carroll	7-12	1700	1. Received By: Lil Haidet	7-12-05	1700
2. Relinquished By: A. H.	7-12-05	1910	2. Received By: Doug Miller	7/13/05	8:00
3. Relinquished By	Date	Time	3. Received By	Date	Time

Comments

DISTRIBUTION: WHITE - Returned to Client with Report; CANARY - Stays with the Sample; PINK - Field Copy

Page 186

STL North Canton

Chain of Custody Record

SEVERN TRENT **STL**

Severn Trent Laboratories, Inc.

23

STL-4124 (0901)

Client	Project Manager	Date	Chain of Custody Number
Spec Pro	Chantelle Carroll	7-12-05	200937
Address	**Telephone Number (Area Code)/Fax Number**	**Lab Number**	**Page** 1 of 1
City Ravenna / **State** OH / **Zip Code**	**Site Contact**	**Lab Contact**	
Project Name and Location (State) FWGWMP RVAAP	**Carrier/Waybill Number**		
Contract/Purchase Order/Quote No.			

Sample I.D. No. and Description (Containers for each sample may be combined on one line)	Date	Time	Matrix: Air	Aqueous	Sed.	Soil	Containers & Preservatives: Unpres.	H_2SO_4	HNO_3	HCl	NaOH	ZnAc/NaOH	Analysis: Explosives	Cyanide	TAL metals	Pest/PCB	Phenol	SVOC	Special Instructions/ Conditions of Receipt
~~FWGLL2-262mw~~																			
FWGLL2mw-262C-0065-gw	7-11	1700		X			8				1		2	1		2	2	2	
FWGLL2mw-262C-0065-gf	7-11	1700		X					1						1				

Page 187

Possible Hazard Identification

☐ Non-Hazard ☐ Flammable ☐ Skin Irritant ☐ Poison B ☐ Unknown

Sample Disposal

☐ Return To Client ☐ Disposal By Lab ☐ Archive For _____ Months

(A fee may be assessed if samples are retained longer than 1 month)

Turn Around Time Required

☐ 24 Hours ☐ 48 Hours ☐ 7 Days ☐ 14 Days ☐ 21 Days ☐ Other _____

QC Requirements (Specify)

	Date	Time		Date	Time
1. Relinquished By: Chantelle Carroll	7-12-05	1800	1. Received By: Gil Haidet	7-12-05	1800
2. Relinquished By: A. H.	7-12-05	1910	2. Received By: Donna Miller	7/13/05	8:00
3. Relinquished By			3. Received By		

Comments

DISTRIBUTION: WHITE - Returned to Client with Report; CANARY - Stays with the Sample; PINK - Field Copy

STL North Canton

Chain of Custody Record

SEVERN TRENT STL
Severn Trent Laboratories, Inc.

STL-4124 (0901)

Client: Spec Pro	Project Manager: Chandlle Carroll	Date: 7-12-05	Chain of Custody Number: 200938
Address:	Telephone Number (Area Code)/Fax Number: 330 358 1753	Lab Number:	Page 1 of 1
City: Ravenna; State: OH; Zip Code:	Site Contact:	Lab Contact:	
Project Name and Location (State): FWGWMP RVAAP	Carrier/Waybill Number:		
Contract/Purchase Order/Quote No.:			

Analysis (Attach list if more space is needed)

Sample I.D. No. and Description (Containers for each sample may be combined on one line)	Date	Time	Matrix: Air	Matrix: Aqueous	Matrix: Sed.	Matrix: Soil	Containers & Preservatives: Unpres.	H2SO4	HNO3	HCl	NaOH	ZnAc/NaOH	Exp	Cyanide	TAL Metal	Pest/PCB	prop	SVOC	Special Instructions/ Conditions of Receipt
FWGLL2mw-262C-0084-gw	7-11	1700		X			8				1		2	1		2	2	2	
FWGLL2mw-262C-0084 gf	7-11	1700		X					1						1				

Possible Hazard Identification: ☐ Non-Hazard ☐ Flammable ☐ Skin Irritant ☐ Poison B ☐ Unknown

Sample Disposal: ☐ Return To Client ☐ Disposal By Lab ☐ Archive For _____ Months (A fee may be assessed if samples are retained longer than 1 month)

Turn Around Time Required: ☐ 24 Hours ☐ 48 Hours ☐ 7 Days ☐ 14 Days ☐ 21 Days ☐ Other_____

QC Requirements (Specify):

	Date	Time		Date	Time
1. Relinquished By: Chandlle Carroll	7-12-05	1800	1. Received By: [signature]	7-12-05	1800
2. Relinquished By: A H	7-12-05	1910	2. Received By: Diana Miter	7/13/05	1800
3. Relinquished By:			3. Received By:		

Comments:

DISTRIBUTION: WHITE - Returned to Client with Report; CANARY - Stays with the Sample; PINK - Field Copy

Chain of Custody Record

SEVERN TRENT **STL**

Severn Trent Laboratories, Inc.

25

STL-4124 (0901)

Client	Project Manager	Date	Chain of Custody Number
Spec Pro	Chantelle Carroll	7-12-05	200934
Address	Telephone Number (Area Code)/Fax Number	Lab Number	Page 1 of 1
	330-358-7753		
City: Ravenna	State: OH	Zip Code	Site Contact	Lab Contact
Project Name and Location (State): FWGWMP RVAMP	Carrier/Waybill Number		
Contract/Purchase Order/Quote No.			

Sample I.D. No. and Description (Containers for each sample may be combined on one line)	Date	Time	Matrix: Air	Aqueous	Sed.	Soil	Containers & Preservatives: Unpres.	H2SO4	HNO3	HCl	NaOH	ZnAc/NaOH	Analysis: Exp	Cyanide	TAL Metal	Pest/PCB	Prep	SVOC	Special Instructions/ Conditions of Receipt
FWGBKGmw-018C-0057-gw	7-12	1032		X			8				1		2	1		2	2	2	
FWGBKGmw-018C-0057-gf	7-12	1032		X					1						1				

Possible Hazard Identification

☐ Non-Hazard ☐ Flammable ☐ Skin Irritant ☐ Poison B ☐ Unknown

Sample Disposal

☐ Return To Client ☐ Disposal By Lab ☐ Archive For _____ Months

(A fee may be assessed if samples are retained longer than 1 month)

Turn Around Time Required

☐ 24 Hours ☐ 48 Hours ☐ 7 Days ☐ 14 Days ☐ 21 Days ☐ Other _____

QC Requirements (Specify)

	Date	Time		Date	Time
1. Relinquished By: Chantelle Carroll	7-12	1800	1. Received By: Gil Waidelich	7-12-05	1800
2. Relinquished By: A. H.	7-12-05	1910	2. Received By: Diana Mitw	7/13/05	0800
3. Relinquished By	Date	Time	3. Received By	Date	Time

Comments

DISTRIBUTION: WHITE - Returned to Client with Report; CANARY - Stays with the Sample; PINK - Field Copy

Chain of Custody Record

SEVERN TRENT **STL**

Severn Trent Laboratories, Inc.

26

STL-4124 (0901)

Client	Project Manager	Date	Chain of Custody Number
Spec Pro	Chantelle Carroll	7-12-05	200935
Address	Telephone Number (Area Code)/Fax Number	Lab Number	Page 1 of 1
	330-358-1753		

City	State	Zip Code	Site Contact	Lab Contact
Ravenna	OH			

Project Name and Location (State)	Carrier/Waybill Number
FWGBKGmw RVAAP	

Contract/Purchase Order/Quote No.

Sample I.D. No. and Description (Containers for each sample may be combined on one line)	Date	Time	Matrix: Air	Aqueous	Sed.	Soil	Containers & Preservatives: Unpres.	H_2SO_4	HNO_3	HCl	NaOH	ZnAc/NaOH	Exp	Cyanide	TAL metal	Pest/PCB	Prop	SVOC	Special Instructions/ Conditions of Receipt
FWGBKGmw-018C-0057-MS	MSD 7-12	1035		X			8		1		1		21	1	2	2	2	2	

Analysis (Attach list if more space is needed)

Page 190

Possible Hazard Identification

☐ Non-Hazard ☐ Flammable ☐ Skin Irritant ☐ Poison B ☐ Unknown

Sample Disposal

☐ Return To Client ☐ Disposal By Lab ☐ Archive For _____ Months

(A fee may be assessed if samples are retained longer than 1 month)

Turn Around Time Required

☐ 24 Hours ☐ 48 Hours ☐ 7 Days ☐ 14 Days ☐ 21 Days ☐ Other _____

QC Requirements (Specify)

	Date	Time		Date	Time
1. Relinquished By: Chantelle Carroll	7-12	1800	1. Received By: [signature]	7-12-05	1800
2. Relinquished By: A. H.	7-12-05	1910	2. Received By: Diana Mitro	7/13/05	8:00
3. Relinquished By	Date	Time	3. Received By	Date	Time

Comments

Approved

STL North Canton

DISTRIBUTION: WHITE - Returned to Client with Report; CANARY - Stays with the Sample; PINK - Field Copy

Chain of Custody Record

SEVERN TRENT **STL**

Severn Trent Laboratories, Inc.

27

STL-4124 (0901)

Client: Spec Pro	Project Manager: Chandra Carroll	Date: 7-12-05	Chain of Custody Number: 200936
Address	Telephone Number (Area Code)/Fax Number: 330-358-1753	Lab Number	Page 1 of 1
City: Ravenna	State: OH	Zip Code	Site Contact	Lab Contact
Project Name and Location (State): FWG-Wmp RVAAP	Carrier/Waybill Number		
Contract/Purchase Order/Quote No.			

Sample I.D. No. and Description (Containers for each sample may be combined on one line)	Date	Time	Matrix: Air	Aqueous	Sed.	Soil	Containers & Preservatives: Unpres.	H2SO4	HNO3	HCl	NaOH	ZnAc/NaOH	Analysis: Exp	Cyan	TAL met	Pest/PCB	Prop	SVOC	Special Instructions/ Conditions of Receipt
FWGBKGmw-015C-0054-GW	7-12	12:35		X			8				1		2	1		2	2	2	
FWGBKGmw-015C-0054-SF	7-12	1235		X					1						1				

Possible Hazard Identification

☐ Non-Hazard ☐ Flammable ☐ Skin Irritant ☐ Poison B ☐ Unknown

Sample Disposal

☐ Return To Client ☐ Disposal By Lab ☐ Archive For _____ Months

(A fee may be assessed if samples are retained longer than 1 month)

Turn Around Time Required

☐ 24 Hours ☐ 48 Hours ☐ 7 Days ☐ 14 Days ☐ 21 Days ☐ Other _____

QC Requirements (Specify)

	Date	Time		Date	Time
1. Relinquished By: Chandra Carroll	7-12	1800	1. Received By:	7-12-05	1800
2. Relinquished By: A. H.	7-12-05	1910	2. Received By: Diana Miller	7/13/05	8:30
3. Relinquished By	Date	Time	3. Received By	Date	Time

Comments

APPENDIX B

Page 191

STL North Canton

DISTRIBUTION: WHITE - Returned to Client with Report; CANARY - Stays with the Sample; PINK - Field Copy

Chain of Custody Record

SEVERN TRENT **STL**

Severn Trent Laboratories, Inc.

28

STL-4124 (0901)

Client: Spec Pro	Project Manager: Chandler Carroll	Date: 7-12-05	Chain of Custody Number: 200940
Address:	Telephone Number (Area Code)/Fax Number: 330-358-1753	Lab Number:	Page 1 of 1
City: Ravenna	State: OH	Zip Code:	Site Contact:	Lab Contact:
Project Name and Location (State): FWGWMP RVAAP	Carrier/Waybill Number:		
Contract/Purchase Order/Quote No.			

Sample I.D. No. and Description (Containers for each sample may be combined on one line)	Date	Time	Matrix: Air	Aqueous	Sed.	Soil	Containers & Preservatives: Unpres.	H2SO4	HNO3	HCl	NaOH	ZnAc/NaOH	Analysis: Exp	Cyan	TAL met	Pest/PCB	Prep	SVOC	Special Instructions/ Conditions of Receipt
FWGBKGmw-016C-0055-gw	7-12	1145		X			8				1		21	1		2	2	2	
FWGBKGmw-016C-0055-gf	7-12	1145		X					1						1				

Possible Hazard Identification

☐ Non-Hazard ☐ Flammable ☐ Skin Irritant ☐ Poison B ☐ Unknown

Sample Disposal

☐ Return To Client ☐ Disposal By Lab ☐ Archive For _____ Months (A fee may be assessed if samples are retained longer than 1 month)

Turn Around Time Required

☐ 24 Hours ☐ 48 Hours ☐ 7 Days ☐ 14 Days ☐ 21 Days ☐ Other _____

QC Requirements (Specify)

	Date	Time		Date	Time
1. Relinquished By: Chandler Carroll	7-12	1800	1. Received By: Al Hairdet	7-12-05	1800
2. Relinquished By: A. H.	7-12-05	1910	2. Received By: Diana Miller	7/13/05	8:00
3. Relinquished By:	Date	Time	3. Received By:	Date	Time

Comments

DISTRIBUTION: WHITE - Returned to Client with Report; CANARY - Stays with the Sample; PINK - Field Copy

STL North Canton

Page 192

Chain of Custody Record

SEVERN TRENT **STL**

Severn Trent Laboratories, Inc.

STL-4124 (0901)

Client: Spec Pro	Project Manager: Chantelle Carroll	Date: 7-12-05	Chain of Custody Number: 200941
Address:	Telephone Number (Area Code)/Fax Number: 330-357-1753	Lab Number:	Page 1 of 1
City: Ravenna; State: OH; Zip Code:	Site Contact:	Lab Contact:	
Project Name and Location (State): FWGWMP RVAAP	Carrier/Waybill Number:		
Contract/Purchase Order/Quote No.:			

Sample I.D. No. and Description (Containers for each sample may be combined on one line)	Date	Time	Matrix: Air	Matrix: Aqueous	Matrix: Sed.	Matrix: Soil	Containers & Preservatives: Unpres.	H2SO4	HNO3	HCl	NaOH	ZnAc/NaOH	Analysis (Attach list if more space is needed): Exp	Cyan	TAL Met	Pest/PCB	Prop	SVOC	Special Instructions/ Conditions of Receipt
FWGBKGmw-019C-0058-gw	7-12	9:53		X			8				1		2	1		2	2	2	
FWGBKGmw-019C-0058-gf	7-12	953		X					1						1				

Possible Hazard Identification: ☐ Non-Hazard ☐ Flammable ☐ Skin Irritant ☐ Poison B ☐ Unknown

Sample Disposal: ☐ Return To Client ☐ Disposal By Lab ☐ Archive For _____ Months (A fee may be assessed if samples are retained longer than 1 month)

Turn Around Time Required: ☐ 24 Hours ☐ 48 Hours ☐ 7 Days ☐ 14 Days ☐ 21 Days ☐ Other_____

QC Requirements (Specify):

	Date	Time		Date	Time
1. Relinquished By: Chantelle Carroll	7-12	1800	1. Received By: Al Haridet	7-12-05	1800
2. Relinquished By: A.H.	7-12-05	1916	2. Received By: Diana Miter	7/13/05	8:00
3. Relinquished By:			3. Received By:		

Comments:

DISTRIBUTION: WHITE - Returned to Client with Report; CANARY - Stays with the Sample; PINK - Field Copy

29

Page 193

APPENDIX B

STL North Canton

Chain of Custody Record

SEVERN TRENT **STL**

Severn Trent Laboratories, Inc.

STL-4124 (0901)

Client: Spec Pro	Project Manager: Chantelle Carroll	Date: 7-12-05	Chain of Custody Number: 200942
Address:	Telephone Number (Area Code)/Fax Number: 330-358-1753	Lab Number:	Page 1 of 1
City: Ravenna; State: ; Zip Code:	Site Contact: ; Lab Contact:		
Project Name and Location (State): FWGWMP RVAAP	Carrier/Waybill Number:		
Contract/Purchase Order/Quote No.:			

Analysis (Attach list if more space is needed)

Sample I.D. No. and Description (Containers for each sample may be combined on one line)	Date	Time	Matrix: Air	Matrix: Aqueous	Matrix: Sed.	Matrix: Soil	Containers & Preservatives: Unpres.	H2SO4	HNO3	HCl	NaOH	ZnAc/NaOH	Exp	Cyan	TAL metal	Pest/PCB	Prop	SVOC	Special Instructions/ Conditions of Receipt
FWGBKGmw-D17C-0056-gw	7-12	1020		X			8				1		2	1		2	2	2	
FWGBKGmw-D17C-0056-gf	7-12	1020		X					1						1				

Possible Hazard Identification: ☐ Non-Hazard ☐ Flammable ☐ Skin Irritant ☐ Poison B ☐ Unknown

Sample Disposal: ☐ Return To Client ☐ Disposal By Lab ☐ Archive For _____ Months (A fee may be assessed if samples are retained longer than 1 month)

Turn Around Time Required: ☐ 24 Hours ☐ 48 Hours ☐ 7 Days ☐ 14 Days ☐ 21 Days ☐ Other_____

QC Requirements (Specify):

	Date	Time		Date	Time
1. Relinquished By: Chantelle Carroll	7-12	1800	1. Received By: [signature]	7-12-05	1800
2. Relinquished By: A. H.	7-12-05	1910	2. Received By: [signature]	7/13/05	8:00
3. Relinquished By:			3. Received By:		

Comments:

DISTRIBUTION: WHITE - Returned to Client with Report; CANARY - Stays with the Sample; PINK - Field Copy

Chain of Custody Record

SEVERN TRENT **STL**

Severn Trent Laboratories, Inc.

STL-4124 (0901)

Client	Project Manager	Date	Chain of Custody Number
Spec Pro	Chantelle Carroll	7-12-05	200943
Address	**Telephone Number (Area Code)/Fax Number**	**Lab Number**	**Page 1 of 1**
City Ravenna	**State** OH	**Zip Code**	**Site Contact**	**Lab Contact**
Project Name and Location (State) FWGWMP RVAAP	**Carrier/Waybill Number**
Contract/Purchase Order/Quote No.	

Sample I.D. No. and Description (Containers for each sample may be combined on one line)	Date	Time	Matrix: Air	Aqueous	Sed.	Soil	Containers & Preservatives: Unpres.	H2SO4	HNO3	HCl	NaOH	ZnAc/NaOH	Analysis: Exp	Cyan	TAL metal	Pest / PCB	Prop	SVOC	Special Instructions/ Conditions of Receipt
FWGBKGmw-005C-0048-gw	7-12	1210		X			8				1		21			2	22	22	
FWGBKGmw-005C-0048-gf	7-12	1210		X					1						1				

Page 195

Possible Hazard Identification

☐ Non-Hazard ☐ Flammable ☐ Skin Irritant ☐ Poison B ☐ Unknown

Sample Disposal

☐ Return To Client ☐ Disposal By Lab ☐ Archive For _____ Months

(A fee may be assessed if samples are retained longer than 1 month)

Turn Around Time Required

☐ 24 Hours ☐ 48 Hours ☐ 7 Days ☐ 14 Days ☐ 21 Days ☐ Other _____

QC Requirements (Specify)

	Date	Time		Date	Time
1. Relinquished By: Chantelle Carroll	7-12	1800	1. Received By:	7-12-05	1820
2. Relinquished By: A. H.	7-12-05	1910	2. Received By: Diana Mitew	7/13/05	8:00
3. Relinquished By:			3. Received By:		

Comments

DISTRIBUTION: WHITE - Returned to Client with Report; CANARY - Stays with the Sample; PINK - Field Copy

STL North Canton

APPENDIX B

Chain of Custody Record

SEVERN TRENT **STL**

Severn Trent Laboratories, Inc.

32

STL-4124 (0901)

Client: Spec Pro	Project Manager: Chantelle Carroll	Date: 7-12-05	Chain of Custody Number: 200945
Address:	Telephone Number (Area Code)/Fax Number: 330-358-1753	Lab Number:	Page 1 of 1
City: Ravenna	State: OH	Zip Code:	Site Contact:	Lab Contact:
Project Name and Location (State): FWGWMP RVAAP	Carrier/Waybill Number:		
Contract/Purchase Order/Quote No.			

Sample I.D. No. and Description (Containers for each sample may be combined on one line)	Date	Time	Matrix: Air	Aqueous	Sed.	Soil	Containers & Preservatives: Unpres.	H_2SO_4	HNO_3	HCl	NaOH	ZnAc/NaOH	Analysis: Exp Cyan	624 Method 8	Pest/PCB	Prop	5 Met	Special Instructions/ Conditions of Receipt
FWGBKGmw-006C-0049-gw	7-12	1620		X			8				1		21		2	2	2	
FWGBKGmw-006C-0049-gf	7-12	1420		X					1					1				

Possible Hazard Identification: ☐ Non-Hazard ☐ Flammable ☐ Skin Irritant ☐ Poison B ☐ Unknown

Sample Disposal: ☐ Return To Client ☐ Disposal By Lab ☐ Archive For _____ Months (A fee may be assessed if samples are retained longer than 1 month)

Turn Around Time Required: ☐ 24 Hours ☐ 48 Hours ☐ 7 Days ☐ 14 Days ☐ 21 Days ☐ Other _____

QC Requirements (Specify)

	Date	Time		Date	Time
1. Relinquished By: Chantelle Carroll	7-12	1800	1. Received By: Gail Hardet	7-12-05	1800
2. Relinquished By: A Fl.	7.12.05	1910	2. Received By: Diana Mitew	7/13/05	0800
3. Relinquished By	Date	Time	3. Received By	Date	Time

Comments

DISTRIBUTION: WHITE - Returned to Client with Report; CANARY - Stays with the Sample; PINK - Field Copy

Page 196

STL North Canton

Chain of Custody Record

SEVERN TRENT STL
Severn Trent Laboratories, Inc.

33

STL-4124 (0901)

Client: Spec Pro	Project Manager: Chantelle Carroll	Date: 7-12-05	Chain of Custody Number: 200944
Address:	Telephone Number (Area Code)/Fax Number: 330-358-1753	Lab Number:	Page ____ of ____
City: Ravenna; State: OH; Zip Code:	Site Contact:	Lab Contact:	
Project Name and Location (State): FWGWMP RVAAP	Carrier/Waybill Number:		
Contract/Purchase Order/Quote No.:			

Analysis (Attach list if more space is needed)

Sample I.D. No. and Description (Containers for each sample may be combined on one line)	Date	Time	Matrix: Air	Matrix: Aqueous	Matrix: Sed.	Matrix: Soil	Containers & Preservatives: Unpres.	H2SO4	HNO3	HCl	NaOH	ZnAc/NaOH	Exp	Cyan	Tar Metal	Pest/PCB	Prop	SVOC	Special Instructions/ Conditions of Receipt
FWGBKG-013C-0053-gw	7-12	1510		X			8				✓		2	1		2	2	2	
FWGBKG-013C-0053-gf	7-12	1510		X					1						1				

Possible Hazard Identification: ☐ Non-Hazard ☐ Flammable ☐ Skin Irritant ☐ Poison B ☐ Unknown

Sample Disposal: ☐ Return To Client ☐ Disposal By Lab ☐ Archive For ____ Months (A fee may be assessed if samples are retained longer than 1 month)

Turn Around Time Required: ☐ 24 Hours ☐ 48 Hours ☐ 7 Days ☐ 14 Days ☐ 21 Days ☐ Other ____

QC Requirements (Specify):

	Date	Time		Date	Time
1. Relinquished By: Chantelle Carroll	7-12	1800	1. Received By: Al Haidet	7-12-05	1800
2. Relinquished By: A.H.	7-12-05	1910	2. Received By: Diana Miller	7/13/05	8:00
3. Relinquished By:			3. Received By:		

Comments:

DISTRIBUTION: WHITE - Returned to Client with Report; CANARY - Stays with the Sample; PINK - Field Copy

Severn Trent Laboratories, Inc.

Sample Control Record

Client: 510300

Lot #: A5G130131

Case Number/SDG:

Storage Location: C118 S23 MS OUT/S23/MS

Laboratory Sample ID	Transferred By	Date	Entered	Removed	Reason	Date Returned
HFC1K	MITEVD	07/13/05	Yes		Storage	
HFC1T	MITEVD	07/13/05	Yes		Storage	
HFC1V	MITEVD	07/13/05	Yes		Storage	
HFC15	MITEVD	07/13/05	Yes		Storage	
HFC16	MITEVD	07/13/05	Yes		Storage	
HFC19	MITEVD	07/13/05	Yes		Storage	
HFC2E	MITEVD	07/13/05	Yes		Storage	
HFC2H	MITEVD	07/13/05	Yes		Storage	
HFC2J	MITEVD	07/13/05	Yes		Storage	
HFC2T	MITEVD	07/13/05	Yes		Storage	

STL Cooler Receipt Form/Narrative **Lot Number:** A5G130131
North Canton Facility

Client: Spec Pro Project: FWGWMP Quote#:
Cooler Received on: 7/13/05 Opened on: 7/13/05 by: Diana Miter
(Signature)

Fedx ☑ Client Drop Off ☐ UPS ☐ DHL ☐ FAS ☐ Other:
STL Cooler No# back Foam Box ☐ Client Cooler ☐ Other

1. Were custody seals on the outside of the cooler? Yes ☑ No ☐ Intact? Yes ☑ No ☐ NA ☐
   If YES, Quantity 24
   Were the custody seals signed and dated? Yes ☑ No ☐ NA ☐
2. Shipper's packing slip attached to this form? Yes ☑ No ☐ NA ☐
3. Did custody papers accompany the samples? Yes ☑ No ☐ Relinquished by client? Yes ☑ No ☐
4. Did you sign the custody papers in the appropriate place? Yes ☑ No ☐
5. Packing material used: Bubble Wrap ☑ Foam ☑ None ☐ Other :
6. Cooler temperature upon receipt _____ °C (see back of form for multiple coolers/temp)

METHOD: Temp Vial ☐ Coolant & Sample ☐ Against Bottles ☐ IR ☑ ICE/H_20 Slurry ☐
COOLANT: Wet Ice ☑ Blue Ice ☐ Dry Ice ☐ Water ☐ None ☐

7. Did all bottles arrive in good condition (Unbroken)? Yes ☑ No ☐
8. Could all bottle labels and/or tags be reconciled with the COC? Yes ☑ No ☐
9. Were samples at the correct pH? (record below/on back) Yes ☑ No ☐ NA ☐
10. Were correct bottles used for the tests indicated? Yes ☑ No ☐
11. Were air bubbles >6 mm in any VOA vials? Yes ☐ No ☑ NA ☐
12. Sufficient quantity received to perform indicated analyses? Yes ☑ No ☐

Contacted PM _____ Date: _____ by: _____ via Voice Mail ☐ Verbal ☐ Other ☐
Concerning:

√

1. CHAIN OF CUSTODY

The following discrepancies occurred:
Sample 0049-gw on COC 200939 did not have a time. Used time from COC 200945.

2. SAMPLE CONDITION

Sample(s) _____ were received after the recommended holding time had expired.
Sample(s) _____ were received in a broken container.

3. SAMPLE PRESERVATION

Sample(s) _____ were further preserved in sample receiving to meet recommended pH level(s). *Nitric Acid Lot # 051105-HNO3; Sulfuric Acid Lot # 102804-H2SO4; Sodium Hydroxide Lot # -041305 -NaOH; Hydrochloric Acid Lot # 100504-HCl; Sodium Hydroxide and Zinc Acetate Lot # 071604-CH3COO2ZN/NaOH*
Sample(s) _____ were received with bubble > 6 mm in diameter (cc: PM)

4. Other (see below or back)

Client ID	pH	Date	Initials
65-GW	7/2	7/13/05	DM
65-GF	<2		
84-GW	7/2		
84-GF	<2		
57-GW	7/2 7/2		

SOP: NC SC 0005 Sample Receiving

STL Cooler Receipt Form/Narrative
North Canton Facility

Client ID	pH	Date	Initials
57-GF	<2 <2	7/13/05	CM
54-GW	>12		
54-GF	<2		
55-GW	>12		
55-GF	<2		
58-GW	>12		
58-GF	<2		
56-GW	>12		
56-GF	<2		
48-GW	>12		
48-GF	<2		
49-GW	>12		
49-GF	<2		
53-GW	>12		
53-GF	<2		
64-GW	>12		
64-GF	<2		

Cooler	Temp	Method	Coolant
L11	4.8°C	IR	ICE
K6605	4.1°C		
NO #	2.9°C		
NO #	2.8°C		
L142	3.7°C		
L152	4.1°C		
L121	5.7°C		
L98	3.0°C		

Discrepancies Cont. Please see attached for remaining temps & pH's.

Pg. 2

A56130131

STL Cooler Receipt Form/Narrative
North Canton Facility

Client ID	pH	Date	Initials
59-GW	7	7/13/09	QM
59-GF	<2	1	1

Cooler	Temp	Method	Coolant
No #	1.9 °C	IR	Ice
485	2.7 °C	1	1
No #	3.6 °C		
	3.4 °C		

Discrepancies Cont.

GCMS VOLATILE DATA

SpecPro Inc

Client Sample ID: FWGLL2MW-059C-0064-gw

GC/MS Volatiles

Lot-Sample #...: A5G130131-001 **Work Order #...:** HFC1K1AA **Matrix.....:** WG
Date Sampled...: 07/12/05 15:00 **Date Received..:** 07/13/05
Prep Date.....: 07/25/05 **Analysis Date..:** 07/25/05
Prep Batch #...: 5207150
Dilution Factor: 1 **Initial Wgt/Vol:** 5 mL **Final Wgt/Vol..:** 5 mL
Method.....: SW846 8260B

PARAMETER	RESULT	REPORTING LIMIT	UNITS
Chloromethane	ND	1.0	ug/L
Bromomethane	ND	1.0	ug/L
Vinyl chloride	ND	1.0	ug/L
Chloroethane	ND	1.0	ug/L
Methylene chloride	ND	2.0	ug/L
Acetone	ND	10	ug/L
Carbon disulfide	ND	1.0	ug/L
1,1-Dichloroethene	ND	1.0	ug/L
1,1-Dichloroethane	ND	1.0	ug/L
1,2-Dichloroethene (total)	ND	1.0	ug/L
Chloroform	ND	1.0	ug/L
1,2-Dichloroethane	ND	1.0	ug/L
2-Butanone	ND	10	ug/L
1,1,1-Trichloroethane	ND	1.0	ug/L
Carbon tetrachloride	ND	1.0	ug/L
Bromodichloromethane	ND	1.0	ug/L
1,2-Dichloropropane	ND	1.0	ug/L
cis-1,3-Dichloropropene	ND	1.0	ug/L
Trichloroethene	ND	1.0	ug/L
Dibromochloromethane	ND	1.0	ug/L
1,1,2-Trichloroethane	ND	1.0	ug/L
Benzene	ND	1.0	ug/L
trans-1,3-Dichloropropene	ND	1.0	ug/L
Bromoform	ND	1.0	ug/L
4-Methyl-2-pentanone	ND	10	ug/L
2-Hexanone	ND	10	ug/L
Tetrachloroethene	ND	1.0	ug/L
1,1,2,2-Tetrachloroethane	ND	1.0	ug/L
Toluene	ND	1.0	ug/L
Chlorobenzene	ND	1.0	ug/L
Ethylbenzene	ND	1.0	ug/L
Styrene	ND	1.0	ug/L
Xylenes (total)	ND	2.0	ug/L

SURROGATE	PERCENT RECOVERY	RECOVERY LIMITS
Dibromofluoromethane	88	(73 - 122)
1,2-Dichloroethane-d4	87	(61 - 128)
Toluene-d8	97	(76 - 110)
4-Bromofluorobenzene	95	(74 - 116)

SpecPro Inc

FWGLL2MW-059C-0064-gw

GC/MS Volatiles

Lot-Sample #: A5G130131-001 **Work Order #:** HFC1K1AA **Matrix:** WG

MASS SPECTROMETER/DATA SYSTEM (MSDS) TENTATIVELY IDENTIFIED COMPOUNDS

PARAMETER	CAS #	ESTIMATED RESULT	RETENTION TIME	UNITS
None				ug/L

SpecPro Inc

Client Sample ID: FWGLL2MW-262C-0084-gw

GC/MS Volatiles

Lot-Sample #...: A5G130131-003 **Work Order #...:** HFC1V1AA **Matrix.....:** WG
Date Sampled...: 07/11/05 17:00 **Date Received..:** 07/13/05
Prep Date.....: 07/25/05 **Analysis Date..:** 07/25/05
Prep Batch #...: 5207150
Dilution Factor: 1 **Initial Wgt/Vol:** 5 mL **Final Wgt/Vol..:** 5 mL
Method.....: SW846 8260B

PARAMETER	RESULT	REPORTING LIMIT	UNITS
Chloromethane	ND	1.0	ug/L
Bromomethane	ND	1.0	ug/L
Vinyl chloride	ND	1.0	ug/L
Chloroethane	ND	1.0	ug/L
Methylene chloride	ND	2.0	ug/L
Acetone	ND	10	ug/L
Carbon disulfide	ND	1.0	ug/L
1,1-Dichloroethene	ND	1.0	ug/L
1,1-Dichloroethane	ND	1.0	ug/L
1,2-Dichloroethene (total)	ND	1.0	ug/L
Chloroform	ND	1.0	ug/L
1,2-Dichloroethane	ND	1.0	ug/L
2-Butanone	ND	10	ug/L
1,1,1-Trichloroethane	ND	1.0	ug/L
Carbon tetrachloride	ND	1.0	ug/L
Bromodichloromethane	ND	1.0	ug/L
1,2-Dichloropropane	ND	1.0	ug/L
cis-1,3-Dichloropropene	ND	1.0	ug/L
Trichloroethene	ND	1.0	ug/L
Dibromochloromethane	ND	1.0	ug/L
1,1,2-Trichloroethane	ND	1.0	ug/L
Benzene	ND	1.0	ug/L
trans-1,3-Dichloropropene	ND	1.0	ug/L
Bromoform	ND	1.0	ug/L
4-Methyl-2-pentanone	ND	10	ug/L
2-Hexanone	ND	10	ug/L
Tetrachloroethene	ND	1.0	ug/L
1,1,2,2-Tetrachloroethane	ND	1.0	ug/L
Toluene	ND	1.0	ug/L
Chlorobenzene	ND	1.0	ug/L
Ethylbenzene	ND	1.0	ug/L
Styrene	ND	1.0	ug/L
Xylenes (total)	ND	2.0	ug/L

SURROGATE	PERCENT RECOVERY	RECOVERY LIMITS
Dibromofluoromethane	85	(73 - 122)
1,2-Dichloroethane-d4	86	(61 - 128)
Toluene-d8	95	(76 - 110)
4-Bromofluorobenzene	93	(74 - 116)

SpecPro Inc

FWGLL2MW-262C-0084-gw

GC/MS Volatiles

Lot-Sample #: A5G130131-003 **Work Order #:** HFC1V1AA **Matrix:** WG

MASS SPECTROMETER/DATA SYSTEM (MSDS) TENTATIVELY IDENTIFIED COMPOUNDS

PARAMETER	CAS #	ESTIMATED RESULT	RETENTION TIME	UNITS
None				ug/L

SpecPro Inc

Client Sample ID: FWGBKGMW-018C-0057-gw

GC/MS Volatiles

Lot-Sample #...: A5G130131-005 **Work Order #...:** HFC161AA **Matrix.....:** WG
Date Sampled...: 07/12/05 10:32 **Date Received..:** 07/13/05
Prep Date.....: 07/25/05 **Analysis Date..:** 07/25/05
Prep Batch #...: 5207150
Dilution Factor: 1 **Initial Wgt/Vol:** 5 mL **Final Wgt/Vol..:** 5 mL
Method.....: SW846 8260B

PARAMETER	RESULT	REPORTING LIMIT	UNITS
Chloromethane	ND	1.0	ug/L
Bromomethane	ND	1.0	ug/L
Vinyl chloride	ND	1.0	ug/L
Chloroethane	ND	1.0	ug/L
Methylene chloride	ND	2.0	ug/L
Acetone	ND	10	ug/L
Carbon disulfide	ND	1.0	ug/L
1,1-Dichloroethene	ND	1.0	ug/L
1,1-Dichloroethane	ND	1.0	ug/L
1,2-Dichloroethene (total)	ND	1.0	ug/L
Chloroform	ND	1.0	ug/L
1,2-Dichloroethane	ND	1.0	ug/L
2-Butanone	ND	10	ug/L
1,1,1-Trichloroethane	ND	1.0	ug/L
Carbon tetrachloride	ND	1.0	ug/L
Bromodichloromethane	ND	1.0	ug/L
1,2-Dichloropropane	ND	1.0	ug/L
cis-1,3-Dichloropropene	ND	1.0	ug/L
Trichloroethene	ND	1.0	ug/L
Dibromochloromethane	ND	1.0	ug/L
1,1,2-Trichloroethane	ND	1.0	ug/L
Benzene	ND	1.0	ug/L
trans-1,3-Dichloropropene	ND	1.0	ug/L
Bromoform	ND	1.0	ug/L
4-Methyl-2-pentanone	ND	10	ug/L
2-Hexanone	ND	10	ug/L
Tetrachloroethene	ND	1.0	ug/L
1,1,2,2-Tetrachloroethane	ND	1.0	ug/L
Toluene	ND	1.0	ug/L
Chlorobenzene	ND	1.0	ug/L
Ethylbenzene	ND	1.0	ug/L
Styrene	ND	1.0	ug/L
Xylenes (total)	ND	2.0	ug/L

SURROGATE	PERCENT RECOVERY	RECOVERY LIMITS
Dibromofluoromethane	85	(73 - 122)
1,2-Dichloroethane-d4	86	(61 - 128)
Toluene-d8	95	(76 - 110)
4-Bromofluorobenzene	92	(74 - 116)

SpecPro Inc

FWGBKGMW-018C-0057-gw

GC/MS Volatiles

Lot-Sample #: A5G130131-005 **Work Order #:** HFC161AA **Matrix:** WG

MASS SPECTROMETER/DATA SYSTEM (MSDS) TENTATIVELY IDENTIFIED COMPOUNDS

PARAMETER	CAS #	ESTIMATED RESULT	RETENTION TIME	UNITS
None				ug/L

GCMS SEMIVOLATILE DATA

SpecPro Inc

Client Sample ID: FWGLL2MW-059C-0064-gw

GC/MS Semivolatiles

Lot-Sample #...: A5G130131-001 **Work Order #...:** HFC1K1AC **Matrix.....:** WG
Date Sampled...: 07/12/05 15:00 **Date Received..:** 07/13/05
Prep Date.....: 07/13/05 **Analysis Date..:** 07/15/05
Prep Batch #...: 5194330
Dilution Factor: 1 **Initial Wgt/Vol:** 1040 mL **Final Wgt/Vol..:** 2 mL
Method.....: SW846 8270C

PARAMETER	RESULT	REPORTING LIMIT	UNITS
Phenol	ND	1.0	ug/L
bis(2-Chloroethyl)-ether	ND	1.0	ug/L
2-Chlorophenol	ND	1.0	ug/L
1,3-Dichlorobenzene	ND	1.0	ug/L
1,4-Dichlorobenzene	ND	1.0	ug/L
1,2-Dichlorobenzene	ND	1.0	ug/L
2-Methylphenol	ND	1.0	ug/L
2,2'-oxybis(1-Chloro-propane)	ND	1.0	ug/L
4-Methylphenol	ND	1.0	ug/L
N-Nitrosodi-n-propyl-amine	ND	1.0	ug/L
Hexachloroethane	ND	1.0	ug/L
Nitrobenzene	ND	1.0	ug/L
Isophorone	ND	1.0	ug/L
2-Nitrophenol	ND	2.0	ug/L
2,4-Dimethylphenol	ND	2.0	ug/L
bis(2-Chloroethoxy) methane	ND	1.0	ug/L
2,4-Dichlorophenol	ND	2.0	ug/L
1,2,4-Trichloro-benzene	ND	1.0	ug/L
Naphthalene	ND	0.20	ug/L
4-Chloroaniline	ND	2.0	ug/L
Hexachlorobutadiene	ND	1.0	ug/L
4-Chloro-3-methylphenol	ND	2.0	ug/L
2-Methylnaphthalene	ND	0.20	ug/L
Hexachlorocyclopenta-diene	ND	10	ug/L
2,4,6-Trichloro-phenol	ND	5.0	ug/L
2,4,5-Trichloro-phenol	ND	5.0	ug/L
2-Chloronaphthalene	ND	1.0	ug/L
2-Nitroaniline	ND	2.0	ug/L
Dimethyl phthalate	ND	1.0	ug/L
Acenaphthylene	ND	0.20	ug/L

(Continued on next page)

SpecPro Inc

Client Sample ID: FWGLL2MW-059C-0064-gw

GC/MS Semivolatiles

Lot-Sample #...: A5G130131-001 **Work Order #...:** HFC1K1AC **Matrix.....:** WG

PARAMETER	RESULT	REPORTING LIMIT	UNITS
2,6-Dinitrotoluene	ND	5.0	ug/L
3-Nitroaniline	ND	2.0	ug/L
Acenaphthene	ND	0.20	ug/L
2,4-Dinitrophenol	ND	5.0	ug/L
4-Nitrophenol	ND	5.0	ug/L
Dibenzofuran	ND	1.0	ug/L
2,4-Dinitrotoluene	**0.63 J**	**5.0**	**ug/L**
Diethyl phthalate	ND	1.0	ug/L
4-Chlorophenyl phenyl ether	ND	2.0	ug/L
Fluorene	ND	0.20	ug/L
4-Nitroaniline	ND	2.0	ug/L
4,6-Dinitro-2-methylphenol	ND	5.0	ug/L
N-Nitrosodiphenylamine	ND	1.0	ug/L
4-Bromophenyl phenyl ether	ND	2.0	ug/L
Hexachlorobenzene	ND	0.20	ug/L
Pentachlorophenol	ND	5.0	ug/L
Phenanthrene	ND	0.20	ug/L
Anthracene	ND	0.20	ug/L
Carbazole	ND	1.0	ug/L
Di-n-butyl phthalate	ND	1.0	ug/L
Fluoranthene	ND	0.20	ug/L
Pyrene	ND	0.20	ug/L
Butyl benzyl phthalate	**0.35 J,B**	**1.0**	**ug/L**
3,3'-Dichlorobenzidine	ND	5.0	ug/L
Benzo(a)anthracene	ND	0.20	ug/L
Chrysene	ND	0.20	ug/L
bis(2-Ethylhexyl) phthalate	**4.0 B**	**1.0**	**ug/L**
Di-n-octyl phthalate	ND	1.0	ug/L
Benzo(b)fluoranthene	ND	0.20	ug/L
Benzo(k)fluoranthene	ND	0.20	ug/L
Benzo(a)pyrene	ND	0.20	ug/L
Indeno(1,2,3-cd)pyrene	ND	0.20	ug/L
Dibenz(a,h)anthracene	ND	0.20	ug/L
Benzo(ghi)perylene	ND	0.20	ug/L

(Continued on next page)

SpecPro Inc

Client Sample ID: FWGLL2MW-059C-0064-gw

GC/MS Semivolatiles

Lot-Sample #...: A5G130131-001 **Work Order #...:** HFC1K1AC **Matrix.....:** WG

SURROGATE	PERCENT RECOVERY	RECOVERY LIMITS
Nitrobenzene-d5	84	(32 - 112)
2-Fluorobiphenyl	70	(30 - 110)
Terphenyl-d14	84	(51 - 135)
Phenol-d5	65	(10 - 117)
2-Fluorophenol	46	(19 - 108)
2,4,6-Tribromophenol	77	(42 - 124)

NOTE(S):

J Estimated result. Result is less than RL.

B Method blank contamination. The associated method blank contains the target analyte at a reportable level.

SpecPro Inc

FWGLL2MW-059C-0064-gw

GC/MS Semivolatiles

Lot-Sample #: A5G130131-001 **Work Order #:** HFC1K1AC **Matrix:** WG

MASS SPECTROMETER/DATA SYSTEM (MSDS) TENTATIVELY IDENTIFIED COMPOUNDS

PARAMETER	CAS #	ESTIMATED RESULT		RETENTION TIME	UNITS
Unknown		1.0 J	M	2.802	ug/L
Unknown		1.4 J	M	5.8951	ug/L

NOTE(S):

M: Result was measured against nearest internal standard assuming a response factor of 1.

SpecPro Inc

Client Sample ID: FWGLL2MW-262C-0084-gw

GC/MS Semivolatiles

Lot-Sample #...: A5G130131-003 **Work Order #...:** HFC1V1AC **Matrix.....:** WG
Date Sampled...: 07/11/05 17:00 **Date Received..:** 07/13/05
Prep Date.....: 07/13/05 **Analysis Date..:** 07/15/05
Prep Batch #...: 5194330
Dilution Factor: 1 **Initial Wgt/Vol:** 920 mL **Final Wgt/Vol..:** 2 mL
Method.....: SW846 8270C

PARAMETER	RESULT	REPORTING LIMIT	UNITS
Phenol	ND	1.0	ug/L
bis(2-Chloroethyl)-ether	ND	1.0	ug/L
2-Chlorophenol	ND	1.0	ug/L
1,3-Dichlorobenzene	ND	1.0	ug/L
1,4-Dichlorobenzene	ND	1.0	ug/L
1,2-Dichlorobenzene	ND	1.0	ug/L
2-Methylphenol	ND	1.0	ug/L
2,2'-oxybis(1-Chloro-propane)	ND	1.0	ug/L
4-Methylphenol	ND	1.0	ug/L
N-Nitrosodi-n-propyl-amine	ND	1.0	ug/L
Hexachloroethane	ND	1.0	ug/L
Nitrobenzene	ND	1.0	ug/L
Isophorone	ND	1.0	ug/L
2-Nitrophenol	ND	2.0	ug/L
2,4-Dimethylphenol	ND	2.0	ug/L
bis(2-Chloroethoxy) methane	ND	1.0	ug/L
2,4-Dichlorophenol	ND	2.0	ug/L
1,2,4-Trichloro-benzene	ND	1.0	ug/L
Naphthalene	ND	0.20	ug/L
4-Chloroaniline	ND	2.0	ug/L
Hexachlorobutadiene	ND	1.0	ug/L
4-Chloro-3-methylphenol	ND	2.0	ug/L
2-Methylnaphthalene	ND	0.20	ug/L
Hexachlorocyclopenta-diene	ND	10	ug/L
2,4,6-Trichloro-phenol	ND	5.0	ug/L
2,4,5-Trichloro-phenol	ND	5.0	ug/L
2-Chloronaphthalene	ND	1.0	ug/L
2-Nitroaniline	ND	2.0	ug/L
Dimethyl phthalate	ND	1.0	ug/L
Acenaphthylene	ND	0.20	ug/L

(Continued on next page)

SpecPro Inc

Client Sample ID: FWGLL2MW-262C-0084-gw

GC/MS Semivolatiles

Lot-Sample #...: A5G130131-003 **Work Order #...:** HFC1V1AC **Matrix.....:** WG

PARAMETER	RESULT	REPORTING LIMIT	UNITS
2,6-Dinitrotoluene	ND	5.0	ug/L
3-Nitroaniline	ND	2.0	ug/L
Acenaphthene	ND	0.20	ug/L
2,4-Dinitrophenol	ND	5.0	ug/L
4-Nitrophenol	ND	5.0	ug/L
Dibenzofuran	ND	1.0	ug/L
2,4-Dinitrotoluene	ND	5.0	ug/L
Diethyl phthalate	ND	1.0	ug/L
4-Chlorophenyl phenyl ether	ND	2.0	ug/L
Fluorene	ND	0.20	ug/L
4-Nitroaniline	ND	2.0	ug/L
4,6-Dinitro-2-methylphenol	ND	5.0	ug/L
N-Nitrosodiphenylamine	ND	1.0	ug/L
4-Bromophenyl phenyl ether	ND	2.0	ug/L
Hexachlorobenzene	ND	0.20	ug/L
Pentachlorophenol	ND	5.0	ug/L
Phenanthrene	ND	0.20	ug/L
Anthracene	ND	0.20	ug/L
Carbazole	ND	1.0	ug/L
Di-n-butyl phthalate	**0.36 J**	**1.0**	**ug/L**
Fluoranthene	ND	0.20	ug/L
Pyrene	ND	0.20	ug/L
Butyl benzyl phthalate	**0.37 J,B**	**1.0**	**ug/L**
3,3'-Dichlorobenzidine	ND	5.0	ug/L
Benzo(a)anthracene	ND	0.20	ug/L
Chrysene	ND	0.20	ug/L
bis(2-Ethylhexyl) phthalate	**11 B**	**1.0**	**ug/L**
Di-n-octyl phthalate	ND	1.0	ug/L
Benzo(b)fluoranthene	ND	0.20	ug/L
Benzo(k)fluoranthene	ND	0.20	ug/L
Benzo(a)pyrene	ND	0.20	ug/L
Indeno(1,2,3-cd)pyrene	ND	0.20	ug/L
Dibenz(a,h)anthracene	ND	0.20	ug/L
Benzo(ghi)perylene	ND	0.20	ug/L

(Continued on next page)

SpecPro Inc

Client Sample ID: FWGLL2MW-262C-0084-gw

GC/MS Semivolatiles

Lot-Sample #...: A5G130131-003 **Work Order #...:** HFC1V1AC **Matrix.....:** WG

SURROGATE	PERCENT RECOVERY	RECOVERY LIMITS
Nitrobenzene-d5	85	(32 - 112)
2-Fluorobiphenyl	72	(30 - 110)
Terphenyl-d14	106	(51 - 135)
Phenol-d5	68	(10 - 117)
2-Fluorophenol	40	(19 - 108)
2,4,6-Tribromophenol	84	(42 - 124)

NOTE(S):

J Estimated result. Result is less than RL.

B Method blank contamination. The associated method blank contains the target analyte at a reportable level.

SpecPro Inc

FWGLL2MW-262C-0084-gw

GC/MS Semivolatiles

Lot-Sample #: A5G130131-003 **Work Order #:** HFC1V1AC **Matrix:** WG

MASS SPECTROMETER/DATA SYSTEM (MSDS) TENTATIVELY IDENTIFIED COMPOUNDS

PARAMETER	CAS #	ESTIMATED RESULT		RETENTION TIME	UNITS
Unknown Hydrocarbon		1.5 J	M	8.5176	ug/L
Unknown Hydrocarbon		1.6 J	M	8.7741	ug/L
Unknown Hydrocarbon		1.8 J	M	9.0465	ug/L
Unknown Hydrocarbon		2.1 J	M	9.351	ug/L
Unknown Hydrocarbon		1.8 J	M	9.6929	ug/L
Unknown Hydrocarbon		1.2 J	M	10.553	ug/L
Unknown		13 J	M	11.562	ug/L
Unknown		3.2 J	M	2.8016	ug/L
Unknown		140 J	M	2.9191	ug/L
Unknown		1.1 J	M	5.7397	ug/L
Unknown		2.4 J	M	5.8947	ug/L
Unknown		1.0 J	M	8.0368	ug/L

NOTE(S):

M: Result was measured against nearest internal standard assuming a response factor of 1.

SpecPro Inc

Client Sample ID: FWGBKGMW-018C-0057-gw

GC/MS Semivolatiles

Lot-Sample #...: A5G130131-005 **Work Order #...:** HFC161AE **Matrix.....:** WG
Date Sampled...: 07/12/05 10:32 **Date Received..:** 07/13/05
Prep Date.....: 07/13/05 **Analysis Date..:** 07/15/05
Prep Batch #...: 5194330
Dilution Factor: 1 **Initial Wgt/Vol:** 1030 mL **Final Wgt/Vol..:** 2 mL
Method.....: SW846 8270C

PARAMETER	RESULT	REPORTING LIMIT	UNITS
Phenol	ND	1.0	ug/L
bis(2-Chloroethyl)-ether	ND	1.0	ug/L
2-Chlorophenol	ND	1.0	ug/L
1,3-Dichlorobenzene	ND	1.0	ug/L
1,4-Dichlorobenzene	ND	1.0	ug/L
1,2-Dichlorobenzene	ND	1.0	ug/L
2-Methylphenol	ND	1.0	ug/L
2,2'-oxybis(1-Chloro-propane)	ND	1.0	ug/L
4-Methylphenol	ND	1.0	ug/L
N-Nitrosodi-n-propyl-amine	ND	1.0	ug/L
Hexachloroethane	ND	1.0	ug/L
Nitrobenzene	ND	1.0	ug/L
Isophorone	ND	1.0	ug/L
2-Nitrophenol	ND	2.0	ug/L
2,4-Dimethylphenol	ND	2.0	ug/L
bis(2-Chloroethoxy) methane	ND	1.0	ug/L
2,4-Dichlorophenol	ND	2.0	ug/L
1,2,4-Trichloro-benzene	ND	1.0	ug/L
Naphthalene	ND	0.20	ug/L
4-Chloroaniline	ND	2.0	ug/L
Hexachlorobutadiene	ND	1.0	ug/L
4-Chloro-3-methylphenol	ND	2.0	ug/L
2-Methylnaphthalene	ND	0.20	ug/L
Hexachlorocyclopenta-diene	ND	10	ug/L
2,4,6-Trichloro-phenol	ND	5.0	ug/L
2,4,5-Trichloro-phenol	ND	5.0	ug/L
2-Chloronaphthalene	ND	1.0	ug/L
2-Nitroaniline	ND	2.0	ug/L
Dimethyl phthalate	ND	1.0	ug/L
Acenaphthylene	ND	0.20	ug/L

(Continued on next page)

SpecPro Inc

Client Sample ID: FWGBKGMW-018C-0057-gw

GC/MS Semivolatiles

Lot-Sample #...: A5G130131-005 **Work Order #...:** HFC161AE **Matrix.....:** WG

PARAMETER	RESULT	REPORTING LIMIT	UNITS
2,6-Dinitrotoluene	ND	5.0	ug/L
3-Nitroaniline	ND	2.0	ug/L
Acenaphthene	ND	0.20	ug/L
2,4-Dinitrophenol	ND	5.0	ug/L
4-Nitrophenol	ND	5.0	ug/L
Dibenzofuran	ND	1.0	ug/L
2,4-Dinitrotoluene	ND	5.0	ug/L
Diethyl phthalate	ND	1.0	ug/L
4-Chlorophenyl phenyl ether	ND	2.0	ug/L
Fluorene	ND	0.20	ug/L
4-Nitroaniline	ND	2.0	ug/L
4,6-Dinitro-2-methylphenol	ND	5.0	ug/L
N-Nitrosodiphenylamine	ND	1.0	ug/L
4-Bromophenyl phenyl ether	ND	2.0	ug/L
Hexachlorobenzene	ND	0.20	ug/L
Pentachlorophenol	ND	5.0	ug/L
Phenanthrene	ND	0.20	ug/L
Anthracene	ND	0.20	ug/L
Carbazole	ND	1.0	ug/L
Di-n-butyl phthalate	ND	1.0	ug/L
Fluoranthene	ND	0.20	ug/L
Pyrene	ND	0.20	ug/L
Butyl benzyl phthalate	ND	1.0	ug/L
3,3'-Dichlorobenzidine	ND	5.0	ug/L
Benzo(a)anthracene	ND	0.20	ug/L
Chrysene	ND	0.20	ug/L
bis(2-Ethylhexyl) phthalate	**1.6 B**	**1.0**	**ug/L**
Di-n-octyl phthalate	ND	1.0	ug/L
Benzo(b)fluoranthene	ND	0.20	ug/L
Benzo(k)fluoranthene	ND	0.20	ug/L
Benzo(a)pyrene	ND	0.20	ug/L
Indeno(1,2,3-cd)pyrene	ND	0.20	ug/L
Dibenz(a,h)anthracene	ND	0.20	ug/L
Benzo(ghi)perylene	ND	0.20	ug/L

(Continued on next page)

SpecPro Inc

Client Sample ID: FWGBKGMW-018C-0057-gw

GC/MS Semivolatiles

Lot-Sample #...: A5G130131-005 **Work Order #...:** HFC161AE **Matrix.....:** WG

SURROGATE	PERCENT RECOVERY	RECOVERY LIMITS
Nitrobenzene-d5	92	(32 - 112)
2-Fluorobiphenyl	78	(30 - 110)
Terphenyl-d14	106	(51 - 135)
Phenol-d5	67	(10 - 117)
2-Fluorophenol	44	(19 - 108)
2,4,6-Tribromophenol	84	(42 - 124)

NOTE(S):

B Method blank contamination. The associated method blank contains the target analyte at a reportable level.

SpecPro Inc

FWGBKGMW-018C-0057-gw

GC/MS Semivolatiles

Lot-Sample #: A5G130131-005 **Work Order #:** HFC161AE **Matrix:** WG

MASS SPECTROMETER/DATA SYSTEM (MSDS) TENTATIVELY IDENTIFIED COMPOUNDS

PARAMETER	CAS #	ESTIMATED RESULT		RETENTION TIME	UNITS
Unknown		3.3 J	M	2.8036	ug/L
Unknown		2.3 J	M	5.8967	ug/L
Unknown		1.1 J	M	8.2526	ug/L
Unknown		1.5 J	M	10.72	ug/L

NOTE(S):

M: Result was measured against nearest internal standard assuming a response factor of 1.

SpecPro Inc

Client Sample ID: FWGBKGMW-015C-0054-gw

GC/MS Semivolatiles

Lot-Sample #...: A5G130131-007 **Work Order #...:** HFC2E1AC **Matrix.....:** WG
Date Sampled...: 07/12/05 12:35 **Date Received..:** 07/13/05
Prep Date.....: 07/13/05 **Analysis Date..:** 07/15/05
Prep Batch #...: 5194330
Dilution Factor: 1 **Initial Wgt/Vol:** 1000 mL **Final Wgt/Vol..:** 2 mL
Method.....: SW846 8270C

PARAMETER	RESULT	REPORTING LIMIT	UNITS
Phenol	ND	1.0	ug/L
bis(2-Chloroethyl)-ether	ND	1.0	ug/L
2-Chlorophenol	ND	1.0	ug/L
1,3-Dichlorobenzene	ND	1.0	ug/L
1,4-Dichlorobenzene	ND	1.0	ug/L
1,2-Dichlorobenzene	ND	1.0	ug/L
2-Methylphenol	ND	1.0	ug/L
2,2'-oxybis(1-Chloro-propane)	ND	1.0	ug/L
4-Methylphenol	ND	1.0	ug/L
N-Nitrosodi-n-propyl-amine	ND	1.0	ug/L
Hexachloroethane	ND	1.0	ug/L
Nitrobenzene	ND	1.0	ug/L
Isophorone	ND	1.0	ug/L
2-Nitrophenol	ND	2.0	ug/L
2,4-Dimethylphenol	ND	2.0	ug/L
bis(2-Chloroethoxy) methane	ND	1.0	ug/L
2,4-Dichlorophenol	ND	2.0	ug/L
1,2,4-Trichloro-benzene	ND	1.0	ug/L
Naphthalene	ND	0.20	ug/L
4-Chloroaniline	ND	2.0	ug/L
Hexachlorobutadiene	ND	1.0	ug/L
4-Chloro-3-methylphenol	ND	2.0	ug/L
2-Methylnaphthalene	ND	0.20	ug/L
Hexachlorocyclopenta-diene	ND	10	ug/L
2,4,6-Trichloro-phenol	ND	5.0	ug/L
2,4,5-Trichloro-phenol	ND	5.0	ug/L
2-Chloronaphthalene	ND	1.0	ug/L
2-Nitroaniline	ND	2.0	ug/L
Dimethyl phthalate	ND	1.0	ug/L
Acenaphthylene	ND	0.20	ug/L

(Continued on next page)

SpecPro Inc

Client Sample ID: FWGBKGMW-015C-0054-gw

GC/MS Semivolatiles

Lot-Sample #...: A5G130131-007 **Work Order #...:** HFC2E1AC **Matrix.....:** WG

PARAMETER	RESULT	REPORTING LIMIT	UNITS
2,6-Dinitrotoluene	ND	5.0	ug/L
3-Nitroaniline	ND	2.0	ug/L
Acenaphthene	ND	0.20	ug/L
2,4-Dinitrophenol	ND	5.0	ug/L
4-Nitrophenol	ND	5.0	ug/L
Dibenzofuran	ND	1.0	ug/L
2,4-Dinitrotoluene	ND	5.0	ug/L
Diethyl phthalate	**0.78 J**	**1.0**	**ug/L**
4-Chlorophenyl phenyl ether	ND	2.0	ug/L
Fluorene	ND	0.20	ug/L
4-Nitroaniline	ND	2.0	ug/L
4,6-Dinitro-2-methylphenol	ND	5.0	ug/L
N-Nitrosodiphenylamine	ND	1.0	ug/L
4-Bromophenyl phenyl ether	ND	2.0	ug/L
Hexachlorobenzene	ND	0.20	ug/L
Pentachlorophenol	ND	5.0	ug/L
Phenanthrene	ND	0.20	ug/L
Anthracene	ND	0.20	ug/L
Carbazole	ND	1.0	ug/L
Di-n-butyl phthalate	**0.91 J**	**1.0**	**ug/L**
Fluoranthene	ND	0.20	ug/L
Pyrene	ND	0.20	ug/L
Butyl benzyl phthalate	**0.42 J,B**	**1.0**	**ug/L**
3,3'-Dichlorobenzidine	ND	5.0	ug/L
Benzo(a)anthracene	ND	0.20	ug/L
Chrysene	ND	0.20	ug/L
bis(2-Ethylhexyl) phthalate	**2.7 B**	**1.0**	**ug/L**
Di-n-octyl phthalate	ND	1.0	ug/L
Benzo(b)fluoranthene	ND	0.20	ug/L
Benzo(k)fluoranthene	ND	0.20	ug/L
Benzo(a)pyrene	ND	0.20	ug/L
Indeno(1,2,3-cd)pyrene	ND	0.20	ug/L
Dibenz(a,h)anthracene	ND	0.20	ug/L
Benzo(ghi)perylene	ND	0.20	ug/L

(Continued on next page)

SpecPro Inc

Client Sample ID: FWGBKGMW-015C-0054-gw

GC/MS Semivolatiles

Lot-Sample #...: A5G130131-007 **Work Order #...:** HFC2E1AC **Matrix.....:** WG

SURROGATE	PERCENT RECOVERY	RECOVERY LIMITS
Nitrobenzene-d5	95	(32 - 112)
2-Fluorobiphenyl	80	(30 - 110)
Terphenyl-d14	100	(51 - 135)
Phenol-d5	70	(10 - 117)
2-Fluorophenol	44	(19 - 108)
2,4,6-Tribromophenol	82	(42 - 124)

NOTE(S):

J Estimated result. Result is less than RL.

B Method blank contamination. The associated method blank contains the target analyte at a reportable level.

SpecPro Inc

FWGBKGMW-015C-0054-gw

GC/MS Semivolatiles

Lot-Sample #: A5G130131-007 **Work Order #:** HFC2E1AC **Matrix:** WG

MASS SPECTROMETER/DATA SYSTEM (MSDS) TENTATIVELY IDENTIFIED COMPOUNDS

PARAMETER	CAS #	ESTIMATED RESULT		RETENTION TIME	UNITS
Unknown		9.2 J	M	2.8068	ug/L
Unknown		2.3 J	M	4.2706	ug/L
Unknown		1.2 J	M	5.0399	ug/L
Unknown		2.4 J	M	10.75	ug/L

NOTE(S):

M: Result was measured against nearest internal standard assuming a response factor of 1.

SpecPro Inc

Client Sample ID: FWGBKGMW-016C-0055-gw

GC/MS Semivolatiles

Lot-Sample #...: A5G130131-009 **Work Order #...:** HFC2J1AC **Matrix.....:** WG
Date Sampled...: 07/12/05 11:45 **Date Received..:** 07/13/05
Prep Date.....: 07/13/05 **Analysis Date..:** 07/15/05
Prep Batch #...: 5194330
Dilution Factor: 1 **Initial Wgt/Vol:** 1050 mL **Final Wgt/Vol..:** 2 mL
Method.....: SW846 8270C

PARAMETER	RESULT	REPORTING LIMIT	UNITS
Phenol	ND	1.0	ug/L
bis(2-Chloroethyl)-ether	ND	1.0	ug/L
2-Chlorophenol	ND	1.0	ug/L
1,3-Dichlorobenzene	ND	1.0	ug/L
1,4-Dichlorobenzene	ND	1.0	ug/L
1,2-Dichlorobenzene	ND	1.0	ug/L
2-Methylphenol	ND	1.0	ug/L
2,2'-oxybis(1-Chloro-propane)	ND	1.0	ug/L
4-Methylphenol	ND	1.0	ug/L
N-Nitrosodi-n-propyl-amine	ND	1.0	ug/L
Hexachloroethane	ND	1.0	ug/L
Nitrobenzene	ND	1.0	ug/L
Isophorone	ND	1.0	ug/L
2-Nitrophenol	ND	2.0	ug/L
2,4-Dimethylphenol	ND	2.0	ug/L
bis(2-Chloroethoxy) methane	ND	1.0	ug/L
2,4-Dichlorophenol	ND	2.0	ug/L
1,2,4-Trichloro-benzene	ND	1.0	ug/L
Naphthalene	ND	0.20	ug/L
4-Chloroaniline	ND	2.0	ug/L
Hexachlorobutadiene	ND	1.0	ug/L
4-Chloro-3-methylphenol	ND	2.0	ug/L
2-Methylnaphthalene	ND	0.20	ug/L
Hexachlorocyclopenta-diene	ND	10	ug/L
2,4,6-Trichloro-phenol	ND	5.0	ug/L
2,4,5-Trichloro-phenol	ND	5.0	ug/L
2-Chloronaphthalene	ND	1.0	ug/L
2-Nitroaniline	ND	2.0	ug/L
Dimethyl phthalate	ND	1.0	ug/L
Acenaphthylene	ND	0.20	ug/L

(Continued on next page)

SpecPro Inc

Client Sample ID: FWGBKGMW-016C-0055-gw

GC/MS Semivolatiles

Lot-Sample #...: A5G130131-009 **Work Order #...:** HFC2J1AC **Matrix.....:** WG

PARAMETER	RESULT	REPORTING LIMIT	UNITS
2,6-Dinitrotoluene	ND	5.0	ug/L
3-Nitroaniline	ND	2.0	ug/L
Acenaphthene	ND	0.20	ug/L
2,4-Dinitrophenol	ND	5.0	ug/L
4-Nitrophenol	ND	5.0	ug/L
Dibenzofuran	ND	1.0	ug/L
2,4-Dinitrotoluene	ND	5.0	ug/L
Diethyl phthalate	ND	1.0	ug/L
4-Chlorophenyl phenyl ether	ND	2.0	ug/L
Fluorene	ND	0.20	ug/L
4-Nitroaniline	ND	2.0	ug/L
4,6-Dinitro-2-methylphenol	ND	5.0	ug/L
N-Nitrosodiphenylamine	ND	1.0	ug/L
4-Bromophenyl phenyl ether	ND	2.0	ug/L
Hexachlorobenzene	ND	0.20	ug/L
Pentachlorophenol	ND	5.0	ug/L
Phenanthrene	ND	0.20	ug/L
Anthracene	ND	0.20	ug/L
Carbazole	ND	1.0	ug/L
Di-n-butyl phthalate	ND	1.0	ug/L
Fluoranthene	ND	0.20	ug/L
Pyrene	ND	0.20	ug/L
Butyl benzyl phthalate	**0.33 J,B**	**1.0**	**ug/L**
3,3'-Dichlorobenzidine	ND	5.0	ug/L
Benzo(a)anthracene	ND	0.20	ug/L
Chrysene	ND	0.20	ug/L
bis(2-Ethylhexyl) phthalate	**2.7 B**	**1.0**	**ug/L**
Di-n-octyl phthalate	ND	1.0	ug/L
Benzo(b)fluoranthene	ND	0.20	ug/L
Benzo(k)fluoranthene	ND	0.20	ug/L
Benzo(a)pyrene	ND	0.20	ug/L
Indeno(1,2,3-cd)pyrene	ND	0.20	ug/L
Dibenz(a,h)anthracene	ND	0.20	ug/L
Benzo(ghi)perylene	ND	0.20	ug/L

(Continued on next page)

SpecPro Inc

Client Sample ID: FWGBKGMW-016C-0055-gw

GC/MS Semivolatiles

Lot-Sample #...: A5G130131-009 **Work Order #...:** HFC2J1AC **Matrix.....:** WG

SURROGATE	PERCENT RECOVERY	RECOVERY LIMITS
Nitrobenzene-d5	74	(32 - 112)
2-Fluorobiphenyl	50	(30 - 110)
Terphenyl-d14	86	(51 - 135)
Phenol-d5	54	(10 - 117)
2-Fluorophenol	31	(19 - 108)
2,4,6-Tribromophenol	73	(42 - 124)

NOTE(S):

J Estimated result. Result is less than RL.

B Method blank contamination. The associated method blank contains the target analyte at a reportable level.

SpecPro Inc

FWGBKGMW-016C-0055-gw

GC/MS Semivolatiles

Lot-Sample #: A5G130131-009 **Work Order #:** HFC2J1AC **Matrix:** WG

MASS SPECTROMETER/DATA SYSTEM (MSDS) TENTATIVELY IDENTIFIED COMPOUNDS

PARAMETER	CAS #	ESTIMATED RESULT		RETENTION TIME	UNITS
Unknown		0.93 J	M	2.8018	ug/L
Unknown		0.80 J	M	4.2709	ug/L
Diethyltoluamide	134-62-3	39 NJ	M	5.8895	ug/L
Unknown		2.3 J	M	8.0584	ug/L

NOTE(S):

M: Result was measured against nearest internal standard assuming a response factor of 1.

SpecPro Inc

Client Sample ID: FWGBKGMW-019C-0058-gw

GC/MS Semivolatiles

Lot-Sample #...: A5G130131-011 **Work Order #...:** HFC2X1AC **Matrix.....:** WG
Date Sampled...: 07/12/05 09:53 **Date Received..:** 07/13/05
Prep Date.....: 07/13/05 **Analysis Date..:** 07/15/05
Prep Batch #...: 5194330
Dilution Factor: 1 **Initial Wgt/Vol:** 1035 mL **Final Wgt/Vol..:** 2 mL
Method.....: SW846 8270C

PARAMETER	RESULT	REPORTING LIMIT	UNITS
Phenol	ND	1.0	ug/L
bis(2-Chloroethyl)-ether	ND	1.0	ug/L
2-Chlorophenol	ND	1.0	ug/L
1,3-Dichlorobenzene	ND	1.0	ug/L
1,4-Dichlorobenzene	ND	1.0	ug/L
1,2-Dichlorobenzene	ND	1.0	ug/L
2-Methylphenol	ND	1.0	ug/L
2,2'-oxybis(1-Chloro-propane)	ND	1.0	ug/L
4-Methylphenol	ND	1.0	ug/L
N-Nitrosodi-n-propyl-amine	ND	1.0	ug/L
Hexachloroethane	ND	1.0	ug/L
Nitrobenzene	ND	1.0	ug/L
Isophorone	ND	1.0	ug/L
2-Nitrophenol	ND	2.0	ug/L
2,4-Dimethylphenol	ND	2.0	ug/L
bis(2-Chloroethoxy) methane	ND	1.0	ug/L
2,4-Dichlorophenol	ND	2.0	ug/L
1,2,4-Trichloro-benzene	ND	1.0	ug/L
Naphthalene	ND	0.20	ug/L
4-Chloroaniline	ND	2.0	ug/L
Hexachlorobutadiene	ND	1.0	ug/L
4-Chloro-3-methylphenol	ND	2.0	ug/L
2-Methylnaphthalene	ND	0.20	ug/L
Hexachlorocyclopenta-diene	ND	10	ug/L
2,4,6-Trichloro-phenol	ND	5.0	ug/L
2,4,5-Trichloro-phenol	ND	5.0	ug/L
2-Chloronaphthalene	ND	1.0	ug/L
2-Nitroaniline	ND	2.0	ug/L
Dimethyl phthalate	ND	1.0	ug/L
Acenaphthylene	ND	0.20	ug/L

(Continued on next page)

SpecPro Inc

Client Sample ID: FWGBKGMW-019C-0058-gw

GC/MS Semivolatiles

Lot-Sample #...: A5G130131-011 **Work Order #...:** HFC2X1AC **Matrix.....:** WG

PARAMETER	RESULT	REPORTING LIMIT	UNITS
2,6-Dinitrotoluene	ND	5.0	ug/L
3-Nitroaniline	ND	2.0	ug/L
Acenaphthene	ND	0.20	ug/L
2,4-Dinitrophenol	ND	5.0	ug/L
4-Nitrophenol	ND	5.0	ug/L
Dibenzofuran	ND	1.0	ug/L
2,4-Dinitrotoluene	ND	5.0	ug/L
Diethyl phthalate	ND	1.0	ug/L
4-Chlorophenyl phenyl ether	ND	2.0	ug/L
Fluorene	ND	0.20	ug/L
4-Nitroaniline	ND	2.0	ug/L
4,6-Dinitro-2-methylphenol	ND	5.0	ug/L
N-Nitrosodiphenylamine	ND	1.0	ug/L
4-Bromophenyl phenyl ether	ND	2.0	ug/L
Hexachlorobenzene	ND	0.20	ug/L
Pentachlorophenol	ND	5.0	ug/L
Phenanthrene	ND	0.20	ug/L
Anthracene	ND	0.20	ug/L
Carbazole	ND	1.0	ug/L
Di-n-butyl phthalate	ND	1.0	ug/L
Fluoranthene	ND	0.20	ug/L
Pyrene	ND	0.20	ug/L
Butyl benzyl phthalate	**0.35 J,B**	**1.0**	**ug/L**
3,3'-Dichlorobenzidine	ND	5.0	ug/L
Benzo(a)anthracene	ND	0.20	ug/L
Chrysene	ND	0.20	ug/L
bis(2-Ethylhexyl) phthalate	**8.3 B**	**1.0**	**ug/L**
Di-n-octyl phthalate	ND	1.0	ug/L
Benzo(b)fluoranthene	ND	0.20	ug/L
Benzo(k)fluoranthene	ND	0.20	ug/L
Benzo(a)pyrene	ND	0.20	ug/L
Indeno(1,2,3-cd)pyrene	ND	0.20	ug/L
Dibenz(a,h)anthracene	ND	0.20	ug/L
Benzo(ghi)perylene	ND	0.20	ug/L

(Continued on next page)

SpecPro Inc

Client Sample ID: FWGBKGMW-019C-0058-gw

GC/MS Semivolatiles

Lot-Sample #...: A5G130131-011 **Work Order #...:** HFC2X1AC **Matrix.....:** WG

SURROGATE	PERCENT RECOVERY	RECOVERY LIMITS
Nitrobenzene-d5	75	(32 - 112)
2-Fluorobiphenyl	55	(30 - 110)
Terphenyl-d14	92	(51 - 135)
Phenol-d5	56	(10 - 117)
2-Fluorophenol	40	(19 - 108)
2,4,6-Tribromophenol	77	(42 - 124)

NOTE(S):

J Estimated result. Result is less than RL.

B Method blank contamination. The associated method blank contains the target analyte at a reportable level.

SpecPro Inc

FWGBKGMW-019C-0058-gw

GC/MS Semivolatiles

Lot-Sample #: A5G130131-011 **Work Order #:** HFC2X1AC **Matrix:** WG

MASS SPECTROMETER/DATA SYSTEM (MSDS) TENTATIVELY IDENTIFIED COMPOUNDS

PARAMETER	CAS #	ESTIMATED RESULT		RETENTION TIME	UNITS
Unknown		0.78 J	M	2.8068	ug/L
Diethyltoluamide	134-62-3	41 NJ	M	5.8892	ug/L
Unknown		3.9 J	M	10.787	ug/L

NOTE(S):

M: Result was measured against nearest internal standard assuming a response factor of 1.

SpecPro Inc

Client Sample ID: FWGBKGMW-017C-0056-gw

GC/MS Semivolatiles

Lot-Sample #...: A5G130131-013 **Work Order #...:** HFC3F1AC **Matrix.....:** WG
Date Sampled...: 07/12/05 10:20 **Date Received..:** 07/13/05
Prep Date.....: 07/13/05 **Analysis Date..:** 07/27/05
Prep Batch #...: 5194330
Dilution Factor: 1 **Initial Wgt/Vol:** 1030 mL **Final Wgt/Vol..:** 2 mL
Method.....: SW846 8270C

PARAMETER	RESULT	REPORTING LIMIT	UNITS
Phenol	ND	1.0	ug/L
bis(2-Chloroethyl)-ether	ND	1.0	ug/L
2-Chlorophenol	ND	1.0	ug/L
1,3-Dichlorobenzene	ND	1.0	ug/L
1,4-Dichlorobenzene	ND	1.0	ug/L
1,2-Dichlorobenzene	ND	1.0	ug/L
2-Methylphenol	ND	1.0	ug/L
2,2'-oxybis(1-Chloro-propane)	ND	1.0	ug/L
4-Methylphenol	ND	1.0	ug/L
N-Nitrosodi-n-propyl-amine	ND	1.0	ug/L
Hexachloroethane	ND	1.0	ug/L
Nitrobenzene	ND	1.0	ug/L
Isophorone	ND	1.0	ug/L
2-Nitrophenol	ND	2.0	ug/L
2,4-Dimethylphenol	ND	2.0	ug/L
bis(2-Chloroethoxy) methane	ND	1.0	ug/L
2,4-Dichlorophenol	ND	2.0	ug/L
1,2,4-Trichloro-benzene	ND	1.0	ug/L
Naphthalene	ND	0.20	ug/L
4-Chloroaniline	ND	2.0	ug/L
Hexachlorobutadiene	ND	1.0	ug/L
4-Chloro-3-methylphenol	ND	2.0	ug/L
2-Methylnaphthalene	ND	0.20	ug/L
Hexachlorocyclopenta-diene	ND	10	ug/L
2,4,6-Trichloro-phenol	ND	5.0	ug/L
2,4,5-Trichloro-phenol	ND	5.0	ug/L
2-Chloronaphthalene	ND	1.0	ug/L
2-Nitroaniline	ND	2.0	ug/L
Dimethyl phthalate	ND	1.0	ug/L
Acenaphthylene	ND	0.20	ug/L

(Continued on next page)

SpecPro Inc

Client Sample ID: FWGBKGMW-017C-0056-gw

GC/MS Semivolatiles

Lot-Sample #...: A5G130131-013 **Work Order #...:** HFC3F1AC **Matrix.....:** WG

PARAMETER	RESULT	REPORTING LIMIT	UNITS
2,6-Dinitrotoluene	ND	5.0	ug/L
3-Nitroaniline	ND	2.0	ug/L
Acenaphthene	ND	0.20	ug/L
2,4-Dinitrophenol	ND	5.0	ug/L
4-Nitrophenol	ND	5.0	ug/L
Dibenzofuran	ND	1.0	ug/L
2,4-Dinitrotoluene	ND	5.0	ug/L
Diethyl phthalate	ND	1.0	ug/L
4-Chlorophenyl phenyl ether	ND	2.0	ug/L
Fluorene	ND	0.20	ug/L
4-Nitroaniline	ND	2.0	ug/L
4,6-Dinitro-2-methylphenol	ND	5.0	ug/L
N-Nitrosodiphenylamine	ND	1.0	ug/L
4-Bromophenyl phenyl ether	ND	2.0	ug/L
Hexachlorobenzene	ND	0.20	ug/L
Pentachlorophenol	ND	5.0	ug/L
Phenanthrene	ND	0.20	ug/L
Anthracene	ND	0.20	ug/L
Carbazole	ND	1.0	ug/L
Di-n-butyl phthalate	ND	1.0	ug/L
Fluoranthene	ND	0.20	ug/L
Pyrene	ND	0.20	ug/L
Butyl benzyl phthalate	ND	1.0	ug/L
3,3'-Dichlorobenzidine	ND	5.0	ug/L
Benzo(a)anthracene	ND	0.20	ug/L
Chrysene	ND	0.20	ug/L
bis(2-Ethylhexyl) phthalate	**2.5 B**	**1.0**	**ug/L**
Di-n-octyl phthalate	ND	1.0	ug/L
Benzo(b)fluoranthene	ND	0.20	ug/L
Benzo(k)fluoranthene	ND	0.20	ug/L
Benzo(a)pyrene	ND	0.20	ug/L
Indeno(1,2,3-cd)pyrene	ND	0.20	ug/L
Dibenz(a,h)anthracene	ND	0.20	ug/L
Benzo(ghi)perylene	ND	0.20	ug/L

(Continued on next page)

SpecPro Inc

Client Sample ID: FWGBKGMW-017C-0056-gw

GC/MS Semivolatiles

Lot-Sample #...: A5G130131-013 **Work Order #...:** HFC3F1AC **Matrix.....:** WG

SURROGATE	PERCENT RECOVERY	RECOVERY LIMITS
Nitrobenzene-d5	60	(32 - 112)
2-Fluorobiphenyl	51	(30 - 110)
Terphenyl-d14	76	(51 - 135)
Phenol-d5	37	(10 - 117)
2-Fluorophenol	14 *	(19 - 108)
2,4,6-Tribromophenol	57	(42 - 124)

NOTE(S):

* Surrogate recovery is outside stated control limits.

B Method blank contamination. The associated method blank contains the target analyte at a reportable level.

SpecPro Inc

FWGBKGMW-017C-0056-gw

GC/MS Semivolatiles

Lot-Sample #: A5G130131-013 **Work Order #:** HFC3F1AC **Matrix:** WG

MASS SPECTROMETER/DATA SYSTEM (MSDS) TENTATIVELY IDENTIFIED COMPOUNDS

PARAMETER	CAS #	ESTIMATED RESULT		RETENTION TIME	UNITS
Unknown		3.3 J	M	2.9917	ug/L
Unknown		1.6 J	M	4.4554	ug/L
Unknown		1.2 J	M	6.0955	ug/L
Unknown		1.3 J	M	12.351	ug/L

NOTE(S):

M: Result was measured against nearest internal standard assuming a response factor of 1.

SpecPro Inc

Client Sample ID: FWGBKGMW-005C-0048-gw

GC/MS Semivolatiles

Lot-Sample #...: A5G130131-015 **Work Order #...:** HFC3W1AC **Matrix.....:** WG
Date Sampled...: 07/12/05 12:10 **Date Received..:** 07/13/05
Prep Date.....: 07/13/05 **Analysis Date..:** 07/22/05
Prep Batch #...: 5194330
Dilution Factor: 1 **Initial Wgt/Vol:** 1020 mL **Final Wgt/Vol..:** 2 mL
Method.....: SW846 8270C

PARAMETER	RESULT	REPORTING LIMIT	UNITS
Phenol	ND	1.0	ug/L
bis(2-Chloroethyl)-ether	ND	1.0	ug/L
2-Chlorophenol	ND	1.0	ug/L
1,3-Dichlorobenzene	ND	1.0	ug/L
1,4-Dichlorobenzene	ND	1.0	ug/L
1,2-Dichlorobenzene	ND	1.0	ug/L
2-Methylphenol	ND	1.0	ug/L
2,2'-oxybis(1-Chloro-propane)	ND	1.0	ug/L
4-Methylphenol	ND	1.0	ug/L
N-Nitrosodi-n-propyl-amine	ND	1.0	ug/L
Hexachloroethane	ND	1.0	ug/L
Nitrobenzene	ND	1.0	ug/L
Isophorone	ND	1.0	ug/L
2-Nitrophenol	ND	2.0	ug/L
2,4-Dimethylphenol	ND	2.0	ug/L
bis(2-Chloroethoxy) methane	ND	1.0	ug/L
2,4-Dichlorophenol	ND	2.0	ug/L
1,2,4-Trichloro-benzene	ND	1.0	ug/L
Naphthalene	ND	0.20	ug/L
4-Chloroaniline	ND	2.0	ug/L
Hexachlorobutadiene	ND	1.0	ug/L
4-Chloro-3-methylphenol	ND	2.0	ug/L
2-Methylnaphthalene	ND	0.20	ug/L
Hexachlorocyclopenta-diene	ND	10	ug/L
2,4,6-Trichloro-phenol	ND	5.0	ug/L
2,4,5-Trichloro-phenol	ND	5.0	ug/L
2-Chloronaphthalene	ND	1.0	ug/L
2-Nitroaniline	ND	2.0	ug/L
Dimethyl phthalate	ND	1.0	ug/L
Acenaphthylene	ND	0.20	ug/L

(Continued on next page)

SpecPro Inc

Client Sample ID: FWGBKGMW-005C-0048-gw

GC/MS Semivolatiles

Lot-Sample #...: A5G130131-015 **Work Order #...:** HFC3W1AC **Matrix.....:** WG

PARAMETER	RESULT	REPORTING LIMIT	UNITS
2,6-Dinitrotoluene	ND	5.0	ug/L
3-Nitroaniline	ND	2.0	ug/L
Acenaphthene	ND	0.20	ug/L
2,4-Dinitrophenol	ND	5.0	ug/L
4-Nitrophenol	ND	5.0	ug/L
Dibenzofuran	ND	1.0	ug/L
2,4-Dinitrotoluene	ND	5.0	ug/L
Diethyl phthalate	ND	1.0	ug/L
4-Chlorophenyl phenyl ether	ND	2.0	ug/L
Fluorene	ND	0.20	ug/L
4-Nitroaniline	ND	2.0	ug/L
4,6-Dinitro-2-methylphenol	ND	5.0	ug/L
N-Nitrosodiphenylamine	ND	1.0	ug/L
4-Bromophenyl phenyl ether	ND	2.0	ug/L
Hexachlorobenzene	ND	0.20	ug/L
Pentachlorophenol	ND	5.0	ug/L
Phenanthrene	ND	0.20	ug/L
Anthracene	ND	0.20	ug/L
Carbazole	ND	1.0	ug/L
Di-n-butyl phthalate	**0.43 J**	**1.0**	**ug/L**
Fluoranthene	ND	0.20	ug/L
Pyrene	ND	0.20	ug/L
Butyl benzyl phthalate	ND	1.0	ug/L
3,3'-Dichlorobenzidine	ND	5.0	ug/L
Benzo(a)anthracene	ND	0.20	ug/L
Chrysene	ND	0.20	ug/L
bis(2-Ethylhexyl) phthalate	**6.0 B**	**1.0**	**ug/L**
Di-n-octyl phthalate	ND	1.0	ug/L
Benzo(b)fluoranthene	ND	0.20	ug/L
Benzo(k)fluoranthene	ND	0.20	ug/L
Benzo(a)pyrene	ND	0.20	ug/L
Indeno(1,2,3-cd)pyrene	ND	0.20	ug/L
Dibenz(a,h)anthracene	ND	0.20	ug/L
Benzo(ghi)perylene	ND	0.20	ug/L

(Continued on next page)

SpecPro Inc

Client Sample ID: FWGBKGMW-005C-0048-gw

GC/MS Semivolatiles

Lot-Sample #...: A5G130131-015 **Work Order #...:** HFC3W1AC **Matrix.....:** WG

SURROGATE	PERCENT RECOVERY	RECOVERY LIMITS
Nitrobenzene-d5	84	(32 - 112)
2-Fluorobiphenyl	61	(30 - 110)
Terphenyl-d14	83	(51 - 135)
Phenol-d5	51	(10 - 117)
2-Fluorophenol	31	(19 - 108)
2,4,6-Tribromophenol	52	(42 - 124)

NOTE(S):

J Estimated result. Result is less than RL.

B Method blank contamination. The associated method blank contains the target analyte at a reportable level.

SpecPro Inc

FWGBKGMW-005C-0048-gw

GC/MS Semivolatiles

Lot-Sample #: A5G130131-015 **Work Order #:** HFC3W1AC **Matrix:** WG

MASS SPECTROMETER/DATA SYSTEM (MSDS) TENTATIVELY IDENTIFIED COMPOUNDS

PARAMETER	CAS #	ESTIMATED RESULT		RETENTION TIME	UNITS
Unknown		3.0 J	M	2.6645	ug/L
Unknown		0.88 J	M	2.7927	ug/L
Unknown		0.79 J	M	2.9476	ug/L
Unknown		53 J	M	3.204	ug/L
Unknown		2.1 J	M	4.1282	ug/L
Unknown		1.3 J	M	5.7522	ug/L
Unknown Organic Acid		22 J	M	10.693	ug/L

NOTE(S):

M: Result was measured against nearest internal standard assuming a response factor of 1.

SpecPro Inc

Client Sample ID: FWGBKGMW-006C-0049-gw

GC/MS Semivolatiles

Lot-Sample #...: A5G130131-017 **Work Order #...:** HFC4A1AC **Matrix.....:** WG
Date Sampled...: 07/12/05 16:20 **Date Received..:** 07/13/05
Prep Date.....: 07/13/05 **Analysis Date..:** 07/15/05
Prep Batch #...: 5194330
Dilution Factor: 1 **Initial Wgt/Vol:** 1050 mL **Final Wgt/Vol..:** 2 mL
Method.....: SW846 8270C

PARAMETER	RESULT	REPORTING LIMIT	UNITS
Phenol	ND	1.0	ug/L
bis(2-Chloroethyl)-ether	ND	1.0	ug/L
2-Chlorophenol	ND	1.0	ug/L
1,3-Dichlorobenzene	ND	1.0	ug/L
1,4-Dichlorobenzene	ND	1.0	ug/L
1,2-Dichlorobenzene	ND	1.0	ug/L
2-Methylphenol	ND	1.0	ug/L
2,2'-oxybis(1-Chloro-propane)	ND	1.0	ug/L
4-Methylphenol	ND	1.0	ug/L
N-Nitrosodi-n-propyl-amine	ND	1.0	ug/L
Hexachloroethane	ND	1.0	ug/L
Nitrobenzene	ND	1.0	ug/L
Isophorone	ND	1.0	ug/L
2-Nitrophenol	ND	2.0	ug/L
2,4-Dimethylphenol	ND	2.0	ug/L
bis(2-Chloroethoxy) methane	ND	1.0	ug/L
2,4-Dichlorophenol	ND	2.0	ug/L
1,2,4-Trichloro-benzene	ND	1.0	ug/L
Naphthalene	ND	0.20	ug/L
4-Chloroaniline	ND	2.0	ug/L
Hexachlorobutadiene	ND	1.0	ug/L
4-Chloro-3-methylphenol	ND	2.0	ug/L
2-Methylnaphthalene	ND	0.20	ug/L
Hexachlorocyclopenta-diene	ND	10	ug/L
2,4,6-Trichloro-phenol	ND	5.0	ug/L
2,4,5-Trichloro-phenol	ND	5.0	ug/L
2-Chloronaphthalene	ND	1.0	ug/L
2-Nitroaniline	ND	2.0	ug/L
Dimethyl phthalate	ND	1.0	ug/L
Acenaphthylene	ND	0.20	ug/L

(Continued on next page)

SpecPro Inc

Client Sample ID: FWGBKGMW-006C-0049-gw

GC/MS Semivolatiles

Lot-Sample #...: A5G130131-017 **Work Order #...:** HFC4A1AC **Matrix.....:** WG

PARAMETER	RESULT	REPORTING LIMIT	UNITS
2,6-Dinitrotoluene	ND	5.0	ug/L
3-Nitroaniline	ND	2.0	ug/L
Acenaphthene	ND	0.20	ug/L
2,4-Dinitrophenol	ND	5.0	ug/L
4-Nitrophenol	ND	5.0	ug/L
Dibenzofuran	ND	1.0	ug/L
2,4-Dinitrotoluene	ND	5.0	ug/L
Diethyl phthalate	**0.55 J**	**1.0**	**ug/L**
4-Chlorophenyl phenyl ether	ND	2.0	ug/L
Fluorene	ND	0.20	ug/L
4-Nitroaniline	ND	2.0	ug/L
4,6-Dinitro-2-methylphenol	ND	5.0	ug/L
N-Nitrosodiphenylamine	ND	1.0	ug/L
4-Bromophenyl phenyl ether	ND	2.0	ug/L
Hexachlorobenzene	ND	0.20	ug/L
Pentachlorophenol	ND	5.0	ug/L
Phenanthrene	ND	0.20	ug/L
Anthracene	ND	0.20	ug/L
Carbazole	ND	1.0	ug/L
Di-n-butyl phthalate	**0.71 J**	**1.0**	**ug/L**
Fluoranthene	ND	0.20	ug/L
Pyrene	ND	0.20	ug/L
Butyl benzyl phthalate	ND	1.0	ug/L
3,3'-Dichlorobenzidine	ND	5.0	ug/L
Benzo(a)anthracene	ND	0.20	ug/L
Chrysene	ND	0.20	ug/L
bis(2-Ethylhexyl) phthalate	**2.0 B**	**1.0**	**ug/L**
Di-n-octyl phthalate	ND	1.0	ug/L
Benzo(b)fluoranthene	ND	0.20	ug/L
Benzo(k)fluoranthene	ND	0.20	ug/L
Benzo(a)pyrene	ND	0.20	ug/L
Indeno(1,2,3-cd)pyrene	ND	0.20	ug/L
Dibenz(a,h)anthracene	ND	0.20	ug/L
Benzo(ghi)perylene	ND	0.20	ug/L

(Continued on next page)

SpecPro Inc

Client Sample ID: FWGBKGMW-006C-0049-gw

GC/MS Semivolatiles

Lot-Sample #...: A5G130131-017 **Work Order #...:** HFC4A1AC **Matrix.....:** WG

SURROGATE	PERCENT RECOVERY	RECOVERY LIMITS
Nitrobenzene-d5	70	(32 - 112)
2-Fluorobiphenyl	48	(30 - 110)
Terphenyl-d14	81	(51 - 135)
Phenol-d5	53	(10 - 117)
2-Fluorophenol	44	(19 - 108)
2,4,6-Tribromophenol	56	(42 - 124)

NOTE(S):

J Estimated result. Result is less than RL.

B Method blank contamination. The associated method blank contains the target analyte at a reportable level.

SpecPro Inc

FWGBKGMW-006C-0049-gw

GC/MS Semivolatiles

Lot-Sample #: A5G130131-017 **Work Order #:** HFC4A1AC **Matrix:** WG

MASS SPECTROMETER/DATA SYSTEM (MSDS) TENTATIVELY IDENTIFIED COMPOUNDS

PARAMETER	CAS #	ESTIMATED RESULT		RETENTION TIME	UNITS
Unknown		3.6 J	M	2.8048	ug/L
Unknown		2.7 J	M	4.2685	ug/L
Unknown		0.94 J	M	4.979	ug/L
Unknown		1.1 J	M	5.4277	ug/L
Unknown		9.1 J	M	5.7483	ug/L
Unknown Organic Acid		1.7 J	M	6.4267	ug/L
Unknown		1.3 J	M	8.0454	ug/L
Unknown		1.6 J	M	8.2484	ug/L

NOTE(S):

M: Result was measured against nearest internal standard assuming a response factor of 1.

SpecPro Inc

Client Sample ID: FWGBKGMW-013C-0053-gw

GC/MS Semivolatiles

Lot-Sample #...: A5G130131-019 **Work Order #...:** HFC4J1AC **Matrix.....:** WG
Date Sampled...: 07/12/05 15:10 **Date Received..:** 07/13/05
Prep Date.....: 07/13/05 **Analysis Date..:** 07/15/05
Prep Batch #...: 5194330
Dilution Factor: 1 **Initial Wgt/Vol:** 1020 mL **Final Wgt/Vol..:** 2 mL
Method.....: SW846 8270C

PARAMETER	RESULT	REPORTING LIMIT	UNITS
Phenol	ND	1.0	ug/L
bis(2-Chloroethyl)-ether	ND	1.0	ug/L
2-Chlorophenol	ND	1.0	ug/L
1,3-Dichlorobenzene	ND	1.0	ug/L
1,4-Dichlorobenzene	ND	1.0	ug/L
1,2-Dichlorobenzene	ND	1.0	ug/L
2-Methylphenol	ND	1.0	ug/L
2,2'-oxybis(1-Chloro-propane)	ND	1.0	ug/L
4-Methylphenol	ND	1.0	ug/L
N-Nitrosodi-n-propyl-amine	ND	1.0	ug/L
Hexachloroethane	ND	1.0	ug/L
Nitrobenzene	ND	1.0	ug/L
Isophorone	ND	1.0	ug/L
2-Nitrophenol	ND	2.0	ug/L
2,4-Dimethylphenol	ND	2.0	ug/L
bis(2-Chloroethoxy) methane	ND	1.0	ug/L
2,4-Dichlorophenol	ND	2.0	ug/L
1,2,4-Trichloro-benzene	ND	1.0	ug/L
Naphthalene	ND	0.20	ug/L
4-Chloroaniline	ND	2.0	ug/L
Hexachlorobutadiene	ND	1.0	ug/L
4-Chloro-3-methylphenol	ND	2.0	ug/L
2-Methylnaphthalene	ND	0.20	ug/L
Hexachlorocyclopenta-diene	ND	10	ug/L
2,4,6-Trichloro-phenol	ND	5.0	ug/L
2,4,5-Trichloro-phenol	ND	5.0	ug/L
2-Chloronaphthalene	ND	1.0	ug/L
2-Nitroaniline	ND	2.0	ug/L
Dimethyl phthalate	ND	1.0	ug/L
Acenaphthylene	ND	0.20	ug/L

(Continued on next page)

SpecPro Inc

Client Sample ID: FWGBKGMW-013C-0053-gw

GC/MS Semivolatiles

Lot-Sample #...: A5G130131-019 **Work Order #...:** HFC4J1AC **Matrix.....:** WG

PARAMETER	RESULT	REPORTING LIMIT	UNITS
2,6-Dinitrotoluene	ND	5.0	ug/L
3-Nitroaniline	ND	2.0	ug/L
Acenaphthene	ND	0.20	ug/L
2,4-Dinitrophenol	ND	5.0	ug/L
4-Nitrophenol	ND	5.0	ug/L
Dibenzofuran	ND	1.0	ug/L
2,4-Dinitrotoluene	ND	5.0	ug/L
Diethyl phthalate	**0.64 J**	**1.0**	**ug/L**
4-Chlorophenyl phenyl ether	ND	2.0	ug/L
Fluorene	ND	0.20	ug/L
4-Nitroaniline	ND	2.0	ug/L
4,6-Dinitro-2-methylphenol	ND	5.0	ug/L
N-Nitrosodiphenylamine	ND	1.0	ug/L
4-Bromophenyl phenyl ether	ND	2.0	ug/L
Hexachlorobenzene	ND	0.20	ug/L
Pentachlorophenol	ND	5.0	ug/L
Phenanthrene	ND	0.20	ug/L
Anthracene	ND	0.20	ug/L
Carbazole	ND	1.0	ug/L
Di-n-butyl phthalate	**0.59 J**	**1.0**	**ug/L**
Fluoranthene	ND	0.20	ug/L
Pyrene	ND	0.20	ug/L
Butyl benzyl phthalate	**0.41 J,B**	**1.0**	**ug/L**
3,3'-Dichlorobenzidine	ND	5.0	ug/L
Benzo(a)anthracene	ND	0.20	ug/L
Chrysene	ND	0.20	ug/L
bis(2-Ethylhexyl) phthalate	**3.3 B**	**1.0**	**ug/L**
Di-n-octyl phthalate	**0.77 J**	**1.0**	**ug/L**
Benzo(b)fluoranthene	ND	0.20	ug/L
Benzo(k)fluoranthene	ND	0.20	ug/L
Benzo(a)pyrene	ND	0.20	ug/L
Indeno(1,2,3-cd)pyrene	ND	0.20	ug/L
Dibenz(a,h)anthracene	ND	0.20	ug/L
Benzo(ghi)perylene	ND	0.20	ug/L

(Continued on next page)

SpecPro Inc

Client Sample ID: FWGBKGMW-013C-0053-gw

GC/MS Semivolatiles

Lot-Sample #...: A5G130131-019 **Work Order #...:** HFC4J1AC **Matrix.....:** WG

SURROGATE	PERCENT RECOVERY	RECOVERY LIMITS
Nitrobenzene-d5	47	(32 - 112)
2-Fluorobiphenyl	30	(30 - 110)
Terphenyl-d14	89	(51 - 135)
Phenol-d5	39	(10 - 117)
2-Fluorophenol	23	(19 - 108)
2,4,6-Tribromophenol	76	(42 - 124)

NOTE(S):

J Estimated result. Result is less than RL.

B Method blank contamination. The associated method blank contains the target analyte at a reportable level.

SpecPro Inc

FWGBKGMW-013C-0053-gw

GC/MS Semivolatiles

Lot-Sample #: A5G130131-019 **Work Order #:** HFC4J1AC **Matrix:** WG

MASS SPECTROMETER/DATA SYSTEM (MSDS) TENTATIVELY IDENTIFIED COMPOUNDS

PARAMETER	CAS #	ESTIMATED RESULT		RETENTION TIME	UNITS
Unknown		2.9 J	M	2.8025	ug/L
Unknown		0.79 J	M	2.9628	ug/L
Unknown		67 J	M	3.3474	ug/L
Diethyltoluamide	134-62-3	65 J	M	5.8956	ug/L
Unknown		1.2 J	M	10.751	ug/L

NOTE(S):

M: Result was measured against nearest internal standard assuming a response factor of 1.

SpecPro Inc

Client Sample ID: FWGLL2MW-262C-0065-gw

GC/MS Semivolatiles

Lot-Sample #...: A5G130131-021 **Work Order #...:** HFC4X1AC **Matrix.....:** WG
Date Sampled...: 07/11/05 17:00 **Date Received..:** 07/13/05
Prep Date.....: 07/13/05 **Analysis Date..:** 07/15/05
Prep Batch #...: 5194330
Dilution Factor: 1 **Initial Wgt/Vol:** 1050 mL **Final Wgt/Vol..:** 2 mL
Method.....: SW846 8270C

PARAMETER	RESULT	REPORTING LIMIT	UNITS
Phenol	ND	1.0	ug/L
bis(2-Chloroethyl)-ether	ND	1.0	ug/L
2-Chlorophenol	ND	1.0	ug/L
1,3-Dichlorobenzene	ND	1.0	ug/L
1,4-Dichlorobenzene	ND	1.0	ug/L
1,2-Dichlorobenzene	ND	1.0	ug/L
2-Methylphenol	ND	1.0	ug/L
2,2'-oxybis(1-Chloro-propane)	ND	1.0	ug/L
4-Methylphenol	ND	1.0	ug/L
N-Nitrosodi-n-propyl-amine	ND	1.0	ug/L
Hexachloroethane	ND	1.0	ug/L
Nitrobenzene	ND	1.0	ug/L
Isophorone	ND	1.0	ug/L
2-Nitrophenol	ND	2.0	ug/L
2,4-Dimethylphenol	ND	2.0	ug/L
bis(2-Chloroethoxy) methane	ND	1.0	ug/L
2,4-Dichlorophenol	ND	2.0	ug/L
1,2,4-Trichloro-benzene	ND	1.0	ug/L
Naphthalene	ND	0.20	ug/L
4-Chloroaniline	ND	2.0	ug/L
Hexachlorobutadiene	ND	1.0	ug/L
4-Chloro-3-methylphenol	ND	2.0	ug/L
2-Methylnaphthalene	ND	0.20	ug/L
Hexachlorocyclopenta-diene	ND	10	ug/L
2,4,6-Trichloro-phenol	ND	5.0	ug/L
2,4,5-Trichloro-phenol	ND	5.0	ug/L
2-Chloronaphthalene	ND	1.0	ug/L
2-Nitroaniline	ND	2.0	ug/L
Dimethyl phthalate	ND	1.0	ug/L
Acenaphthylene	ND	0.20	ug/L

(Continued on next page)

SpecPro Inc

Client Sample ID: FWGLL2MW-262C-0065-gw

GC/MS Semivolatiles

Lot-Sample #...: A5G130131-021 **Work Order #...:** HFC4X1AC **Matrix.....:** WG

PARAMETER	RESULT	REPORTING LIMIT	UNITS
2,6-Dinitrotoluene	ND	5.0	ug/L
3-Nitroaniline	ND	2.0	ug/L
Acenaphthene	ND	0.20	ug/L
2,4-Dinitrophenol	ND	5.0	ug/L
4-Nitrophenol	ND	5.0	ug/L
Dibenzofuran	ND	1.0	ug/L
2,4-Dinitrotoluene	ND	5.0	ug/L
Diethyl phthalate	ND	1.0	ug/L
4-Chlorophenyl phenyl ether	ND	2.0	ug/L
Fluorene	ND	0.20	ug/L
4-Nitroaniline	ND	2.0	ug/L
4,6-Dinitro-2-methylphenol	ND	5.0	ug/L
N-Nitrosodiphenylamine	ND	1.0	ug/L
4-Bromophenyl phenyl ether	ND	2.0	ug/L
Hexachlorobenzene	ND	0.20	ug/L
Pentachlorophenol	ND	5.0	ug/L
Phenanthrene	ND	0.20	ug/L
Anthracene	ND	0.20	ug/L
Carbazole	ND	1.0	ug/L
Di-n-butyl phthalate	**0.47 J**	**1.0**	**ug/L**
Fluoranthene	ND	0.20	ug/L
Pyrene	ND	0.20	ug/L
Butyl benzyl phthalate	ND	1.0	ug/L
3,3'-Dichlorobenzidine	ND	5.0	ug/L
Benzo(a)anthracene	ND	0.20	ug/L
Chrysene	ND	0.20	ug/L
bis(2-Ethylhexyl) phthalate	**1.8 B**	**1.0**	**ug/L**
Di-n-octyl phthalate	**0.74 J**	**1.0**	**ug/L**
Benzo(b)fluoranthene	ND	0.20	ug/L
Benzo(k)fluoranthene	ND	0.20	ug/L
Benzo(a)pyrene	ND	0.20	ug/L
Indeno(1,2,3-cd)pyrene	ND	0.20	ug/L
Dibenz(a,h)anthracene	ND	0.20	ug/L
Benzo(ghi)perylene	ND	0.20	ug/L

(Continued on next page)

SpecPro Inc

Client Sample ID: FWGLL2MW-262C-0065-gw

GC/MS Semivolatiles

Lot-Sample #...: A5G130131-021 **Work Order #...:** HFC4X1AC **Matrix.....:** WG

SURROGATE	PERCENT RECOVERY	RECOVERY LIMITS
Nitrobenzene-d5	74	(32 - 112)
2-Fluorobiphenyl	55	(30 - 110)
Terphenyl-d14	85	(51 - 135)
Phenol-d5	57	(10 - 117)
2-Fluorophenol	35	(19 - 108)
2,4,6-Tribromophenol	71	(42 - 124)

NOTE(S):

J Estimated result. Result is less than RL.

B Method blank contamination. The associated method blank contains the target analyte at a reportable level.

SpecPro Inc

FWGLL2MW-262C-0065-gw

GC/MS Semivolatiles

Lot-Sample #: A5G130131-021 **Work Order #:** HFC4X1AC **Matrix:** WG

MASS SPECTROMETER/DATA SYSTEM (MSDS) TENTATIVELY IDENTIFIED COMPOUNDS

PARAMETER	CAS #	ESTIMATED RESULT		RETENTION TIME	UNITS
Unknown		1.3 J	M	2.8025	ug/L
Unknown		1.2 J	M	4.2715	ug/L
Unknown		3.7 J	M	5.746	ug/L
Diethyltoluamide	134-62-3	3.4 NJ	M	5.8902	ug/L
Unknown Organic Acid		0.98 J	M	6.4298	ug/L
Unknown		0.90 J	M	8.0484	ug/L
Unknown		9.2 J	M	8.2568	ug/L
Unknown		1.6 J	M	10.025	ug/L
Unknown		4.4 J	M	10.97	ug/L

NOTE(S):

M: Result was measured against nearest internal standard assuming a response factor of 1.

METHOD BLANK REPORT

GC/MS Semivolatiles

Client Lot #...: A5G130131 **Work Order #...:** HFDL61AA **Matrix.....:** WATER
MB Lot-Sample #: A5G130000-330

Prep Date.....: 07/13/05 **Final Wgt/Vol..:** 2 mL
Analysis Date..: 07/15/05 **Prep Batch #...:** 5194330
Dilution Factor: 1 **Initial Wgt/Vol:** 1000 mL

PARAMETER	RESULT	REPORTING LIMIT	UNITS	METHOD
Phenol	ND	1.0	ug/L	SW846 8270C
bis(2-Chloroethyl)-ether	ND	1.0	ug/L	SW846 8270C
2-Chlorophenol	ND	1.0	ug/L	SW846 8270C
1,3-Dichlorobenzene	ND	1.0	ug/L	SW846 8270C
1,4-Dichlorobenzene	ND	1.0	ug/L	SW846 8270C
1,2-Dichlorobenzene	ND	1.0	ug/L	SW846 8270C
2-Methylphenol	ND	1.0	ug/L	SW846 8270C
2,2'-oxybis(1-Chloro-propane)	ND	1.0	ug/L	SW846 8270C
4-Methylphenol	ND	1.0	ug/L	SW846 8270C
N-Nitrosodi-n-propyl-amine	ND	1.0	ug/L	SW846 8270C
Hexachloroethane	ND	1.0	ug/L	SW846 8270C
Nitrobenzene	ND	1.0	ug/L	SW846 8270C
Isophorone	ND	1.0	ug/L	SW846 8270C
2-Nitrophenol	ND	2.0	ug/L	SW846 8270C
2,4-Dimethylphenol	ND	2.0	ug/L	SW846 8270C
bis(2-Chloroethoxy) methane	ND	1.0	ug/L	SW846 8270C
2,4-Dichlorophenol	ND	2.0	ug/L	SW846 8270C
1,2,4-Trichloro-benzene	ND	1.0	ug/L	SW846 8270C
Naphthalene	ND	0.20	ug/L	SW846 8270C
4-Chloroaniline	ND	2.0	ug/L	SW846 8270C
Hexachlorobutadiene	ND	1.0	ug/L	SW846 8270C
4-Chloro-3-methylphenol	ND	2.0	ug/L	SW846 8270C
2-Methylnaphthalene	ND	0.20	ug/L	SW846 8270C
Hexachlorocyclopenta-diene	ND	10	ug/L	SW846 8270C
2,4,6-Trichloro-phenol	ND	5.0	ug/L	SW846 8270C
2,4,5-Trichloro-phenol	ND	5.0	ug/L	SW846 8270C
2-Chloronaphthalene	ND	1.0	ug/L	SW846 8270C
2-Nitroaniline	ND	2.0	ug/L	SW846 8270C
Dimethyl phthalate	ND	1.0	ug/L	SW846 8270C
Acenaphthylene	ND	0.20	ug/L	SW846 8270C
2,6-Dinitrotoluene	ND	5.0	ug/L	SW846 8270C
3-Nitroaniline	ND	2.0	ug/L	SW846 8270C
Acenaphthene	ND	0.20	ug/L	SW846 8270C

(Continued on next page)

METHOD BLANK REPORT

GC/MS Semivolatiles

Client Lot #...: A5G130131 **Work Order #...:** HFDL61AA **Matrix.....:** WATER

PARAMETER	RESULT	REPORTING LIMIT	UNITS	METHOD
2,4-Dinitrophenol	ND	5.0	ug/L	SW846 8270C
4-Nitrophenol	ND	5.0	ug/L	SW846 8270C
Dibenzofuran	ND	1.0	ug/L	SW846 8270C
2,4-Dinitrotoluene	ND	5.0	ug/L	SW846 8270C
Diethyl phthalate	ND	1.0	ug/L	SW846 8270C
4-Chlorophenyl phenyl ether	ND	2.0	ug/L	SW846 8270C
Fluorene	ND	0.20	ug/L	SW846 8270C
4-Nitroaniline	ND	2.0	ug/L	SW846 8270C
4,6-Dinitro-2-methylphenol	ND	5.0	ug/L	SW846 8270C
N-Nitrosodiphenylamine	ND	1.0	ug/L	SW846 8270C
4-Bromophenyl phenyl ether	ND	2.0	ug/L	SW846 8270C
Hexachlorobenzene	ND	0.20	ug/L	SW846 8270C
Pentachlorophenol	ND	5.0	ug/L	SW846 8270C
Phenanthrene	ND	0.20	ug/L	SW846 8270C
Anthracene	ND	0.20	ug/L	SW846 8270C
Carbazole	ND	1.0	ug/L	SW846 8270C
Di-n-butyl phthalate	ND	1.0	ug/L	SW846 8270C
Fluoranthene	ND	0.20	ug/L	SW846 8270C
Pyrene	ND	0.20	ug/L	SW846 8270C
Butyl benzyl phthalate	**0.37 J**	**1.0**	**ug/L**	**SW846 8270C**
3,3'-Dichlorobenzidine	ND	5.0	ug/L	SW846 8270C
Benzo(a)anthracene	ND	0.20	ug/L	SW846 8270C
Chrysene	ND	0.20	ug/L	SW846 8270C
bis(2-Ethylhexyl) phthalate	**4.5**	**1.0**	**ug/L**	**SW846 8270C**
Di-n-octyl phthalate	ND	1.0	ug/L	SW846 8270C
Benzo(b)fluoranthene	ND	0.20	ug/L	SW846 8270C
Benzo(k)fluoranthene	ND	0.20	ug/L	SW846 8270C
Benzo(a)pyrene	ND	0.20	ug/L	SW846 8270C
Indeno(1,2,3-cd)pyrene	ND	0.20	ug/L	SW846 8270C
Dibenz(a,h)anthracene	ND	0.20	ug/L	SW846 8270C
Benzo(ghi)perylene	ND	0.20	ug/L	SW846 8270C

SURROGATE	PERCENT RECOVERY	RECOVERY LIMITS
Nitrobenzene-d5	87	(32 - 112)
2-Fluorobiphenyl	70	(30 - 110)
Terphenyl-d14	102	(51 - 135)
Phenol-d5	63	(10 - 117)
2-Fluorophenol	35	(19 - 108)
2,4,6-Tribromophenol	77	(42 - 124)

(Continued on next page)

METHOD BLANK REPORT

GC/MS Semivolatiles

Client Lot #...: A5G130131 **Work Order #...:** HFDL61AA **Matrix.....:** WATER

NOTE(S):

Calculations are performed before rounding to avoid round-off errors in calculated results.

J Estimated result. Result is less than RL.

SpecPro Inc

Method Blank Report

GC/MS Semivolatiles

Lot-Sample #: A5G130000-330 B **Work Order #:** HFDL61AA **Matrix:** WATER

MASS SPECTROMETER/DATA SYSTEM (MSDS) TENTATIVELY IDENTIFIED COMPOUNDS

PARAMETER	CAS #	ESTIMATED RESULT		RETENTION TIME	UNITS
Unknown		1.1 J	M	5.8962	ug/L

NOTE(S):

M: Result was measured against nearest internal standard assuming a response factor of 1.

LABORATORY CONTROL SAMPLE EVALUATION REPORT

GC/MS Semivolatiles

Client Lot #...: A5G130131 **Work Order #...:** HFDL61AC **Matrix.....:** WATER
LCS Lot-Sample#: A5G130000-330
Prep Date.....: 07/13/05 **Analysis Date..:** 07/15/05
Prep Batch #...: 5194330
Dilution Factor: 1 **Final Wgt/Vol..:** 2 mL
Initial Wgt/Vol: 1000 mL

PARAMETER	PERCENT RECOVERY	RECOVERY LIMITS	METHOD
Phenol	**63**	**(10 - 116)**	**SW846 8270C**
2-Chlorophenol	**61**	**(37 - 106)**	**SW846 8270C**
1,4-Dichlorobenzene	**63**	**(32 - 98)**	**SW846 8270C**
N-Nitrosodi-n-propyl-amine	**85**	**(30 - 115)**	**SW846 8270C**
1,2,4-Trichloro-benzene	**59**	**(31 - 110)**	**SW846 8270C**
4-Chloro-3-methylphenol	**79**	**(47 - 111)**	**SW846 8270C**
Acenaphthene	**81**	**(39 - 118)**	**SW846 8270C**
4-Nitrophenol	**88**	**(10 - 123)**	**SW846 8270C**
2,4-Dinitrotoluene	**89**	**(47 - 131)**	**SW846 8270C**
Pentachlorophenol	**60**	**(38 - 117)**	**SW846 8270C**
Pyrene	**85**	**(46 - 130)**	**SW846 8270C**

SURROGATE	PERCENT RECOVERY	RECOVERY LIMITS
Nitrobenzene-d5	93	(32 - 112)
2-Fluorobiphenyl	81	(30 - 110)
Terphenyl-d14	101	(51 - 135)
Phenol-d5	72	(10 - 117)
2-Fluorophenol	47	(19 - 108)
2,4,6-Tribromophenol	90	(42 - 124)

NOTE(S):

Calculations are performed before rounding to avoid round-off errors in calculated results.

Bold print denotes control parameters

LABORATORY CONTROL SAMPLE DATA REPORT

GC/MS Semivolatiles

Client Lot #...: A5G130131 **Work Order #...:** HFDL61AC **Matrix.....:** WATER
LCS Lot-Sample#: A5G130000-330
Prep Date.....: 07/13/05 **Analysis Date..:** 07/15/05
Prep Batch #...: 5194330
Dilution Factor: 1 **Final Wgt/Vol..:** 2 mL
Initial Wgt/Vol: 1000 mL

PARAMETER	SPIKE AMOUNT	MEASURED AMOUNT	UNITS	PERCENT RECOVERY	METHOD
Phenol	**20**	**13**	**ug/L**	**63**	**SW846 8270C**
2-Chlorophenol	**20**	**12**	**ug/L**	**61**	**SW846 8270C**
1,4-Dichlorobenzene	**20**	**13**	**ug/L**	**63**	**SW846 8270C**
N-Nitrosodi-n-propyl-amine	**20**	**17**	**ug/L**	**85**	**SW846 8270C**
1,2,4-Trichloro-benzene	**20**	**12**	**ug/L**	**59**	**SW846 8270C**
4-Chloro-3-methylphenol	**20**	**16**	**ug/L**	**79**	**SW846 8270C**
Acenaphthene	**20**	**16**	**ug/L**	**81**	**SW846 8270C**
4-Nitrophenol	**20**	**18**	**ug/L**	**88**	**SW846 8270C**
2,4-Dinitrotoluene	**20**	**18**	**ug/L**	**89**	**SW846 8270C**
Pentachlorophenol	**20**	**12**	**ug/L**	**60**	**SW846 8270C**
Pyrene	**20**	**17**	**ug/L**	**85**	**SW846 8270C**

SURROGATE	PERCENT RECOVERY	RECOVERY LIMITS
Nitrobenzene-d5	93	(32 - 112)
2-Fluorobiphenyl	81	(30 - 110)
Terphenyl-d14	101	(51 - 135)
Phenol-d5	72	(10 - 117)
2-Fluorophenol	47	(19 - 108)
2,4,6-Tribromophenol	90	(42 - 124)

NOTE(S):

Calculations are performed before rounding to avoid round-off errors in calculated results.

Bold print denotes control parameters

MATRIX SPIKE SAMPLE EVALUATION REPORT

GC/MS Semivolatiles

Client Lot #...: A5G130131 **Work Order #...:** HFC161AF-MS **Matrix.....:** WG
MS Lot-Sample #: A5G130131-005 HFC161AG-MSD
Date Sampled...: 07/12/05 10:32 **Date Received..:** 07/13/05
Prep Date.....: 07/13/05 **Analysis Date..:** 07/15/05
Prep Batch #...: 5194330
Dilution Factor: 1 **Initial Wgt/Vol:** 505 mL **Final Wgt/Vol..:** 2 mL

PARAMETER	PERCENT RECOVERY	RECOVERY LIMITS	RPD	RPD LIMITS	METHOD
Phenol	**35**	**(10 - 116)**			**SW846 8270C**
	64 p	**(10 - 116)**	**58**	**(0-43)**	**SW846 8270C**
2-Chlorophenol	**32 a**	**(37 - 106)**			**SW846 8270C**
	64 p	**(37 - 106)**	**67**	**(0-43)**	**SW846 8270C**
1,4-Dichlorobenzene	**57**	**(32 - 98)**			**SW846 8270C**
	70	**(32 - 98)**	**20**	**(0-36)**	**SW846 8270C**
N-Nitrosodi-n-propyl- amine	**70**	**(18 - 115)**			**SW846 8270C**
	86	**(18 - 115)**	**21**	**(0-36)**	**SW846 8270C**
1,2,4-Trichloro- benzene	**52**	**(22 - 110)**			**SW846 8270C**
	61	**(22 - 110)**	**16**	**(0-37)**	**SW846 8270C**
4-Chloro-3-methylphenol	**60**	**(47 - 111)**			**SW846 8270C**
	75	**(47 - 111)**	**22**	**(0-55)**	**SW846 8270C**
Acenaphthene	**69**	**(26 - 118)**			**SW846 8270C**
	77	**(26 - 118)**	**11**	**(0-35)**	**SW846 8270C**
4-Nitrophenol	**69**	**(10 - 123)**			**SW846 8270C**
	85	**(10 - 123)**	**21**	**(0-34)**	**SW846 8270C**
2,4-Dinitrotoluene	**79**	**(31 - 131)**			**SW846 8270C**
	88	**(31 - 131)**	**11**	**(0-32)**	**SW846 8270C**
Pentachlorophenol	**48**	**(38 - 137)**			**SW846 8270C**
	60	**(38 - 137)**	**23**	**(0-56)**	**SW846 8270C**
Pyrene	**78**	**(27 - 138)**			**SW846 8270C**
	84	**(27 - 138)**	**6.9**	**(0-31)**	**SW846 8270C**

SURROGATE	PERCENT RECOVERY	RECOVERY LIMITS
Nitrobenzene-d5	80	(32 - 112)
	92	(32 - 112)
2-Fluorobiphenyl	67	(30 - 110)
	81	(30 - 110)
Terphenyl-d14	93	(51 - 135)
	99	(51 - 135)
Phenol-d5	40	(10 - 117)
	72	(10 - 117)
2-Fluorophenol	12 *	(19 - 108)
	49	(19 - 108)

(Continued on next page)

MATRIX SPIKE SAMPLE EVALUATION REPORT

GC/MS Semivolatiles

Client Lot #...: A5G130131 **Work Order #...:** HFC161AF-MS **Matrix.....:** WG
MS Lot-Sample #: A5G130131-005 HFC161AG-MSD

SURROGATE	PERCENT RECOVERY	RECOVERY LIMITS
2,4,6-Tribromophenol	66	(42 - 124)
	83	(42 - 124)

NOTE(S):

Calculations are performed before rounding to avoid round-off errors in calculated results.

Bold print denotes control parameters

p Relative percent difference (RPD) is outside stated control limits.

a Spiked analyte recovery is outside stated control limits.

* Surrogate recovery is outside stated control limits.

MATRIX SPIKE SAMPLE DATA REPORT

GC/MS Semivolatiles

Client Lot #...: A5G130131 **Work Order #...:** HFC161AF-MS **Matrix.....:** WG
MS Lot-Sample #: A5G130131-005 HFC161AG-MSD
Date Sampled...: 07/12/05 10:32 **Date Received..:** 07/13/05
Prep Date.....: 07/13/05 **Analysis Date..:** 07/15/05
Prep Batch #...: 5194330
Dilution Factor: 1 **Initial Wgt/Vol:** 505 mL **Final Wgt/Vol..:** 2 mL

PARAMETER	SAMPLE AMOUNT	SPIKE AMT	MEASRD AMOUNT	UNITS	PERCNT RECVRY	RPD	METHOD
Phenol	**ND**	**40**	**14**	**ug/L**	**35**		**SW846 8270C**
	ND	**40**	**25**	**ug/L**	**64 p**	**58**	**SW846 8270C**
2-Chlorophenol	**ND**	**40**	**13**	**ug/L**	**32 a**		**SW846 8270C**
	ND	**40**	**26**	**ug/L**	**64 p**	**67**	**SW846 8270C**
1,4-Dichlorobenzene	**ND**	**40**	**23**	**ug/L**	**57**		**SW846 8270C**
	ND	**40**	**28**	**ug/L**	**70**	**20**	**SW846 8270C**
N-Nitrosodi-n-propyl- amine	**ND**	**40**	**28**	**ug/L**	**70**		**SW846 8270C**
	ND	**40**	**34**	**ug/L**	**86**	**21**	**SW846 8270C**
1,2,4-Trichloro- benzene	**ND**	**40**	**21**	**ug/L**	**52**		**SW846 8270C**
	ND	**40**	**24**	**ug/L**	**61**	**16**	**SW846 8270C**
4-Chloro-3-methylphenol	**ND**	**40**	**24**	**ug/L**	**60**		**SW846 8270C**
	ND	**40**	**30**	**ug/L**	**75**	**22**	**SW846 8270C**
Acenaphthene	**ND**	**40**	**27**	**ug/L**	**69**		**SW846 8270C**
	ND	**40**	**30**	**ug/L**	**77**	**11**	**SW846 8270C**
4-Nitrophenol	**ND**	**40**	**27**	**ug/L**	**69**		**SW846 8270C**
	ND	**40**	**34**	**ug/L**	**85**	**21**	**SW846 8270C**
2,4-Dinitrotoluene	**ND**	**40**	**31**	**ug/L**	**79**		**SW846 8270C**
	ND	**40**	**35**	**ug/L**	**88**	**11**	**SW846 8270C**
Pentachlorophenol	**ND**	**40**	**19**	**ug/L**	**48**		**SW846 8270C**
	ND	**40**	**24**	**ug/L**	**60**	**23**	**SW846 8270C**
Pyrene	**ND**	**40**	**31**	**ug/L**	**78**		**SW846 8270C**
	ND	**40**	**33**	**ug/L**	**84**	**6.9**	**SW846 8270C**

SURROGATE	PERCENT RECOVERY	RECOVERY LIMITS
Nitrobenzene-d5	80	(32 - 112)
	92	(32 - 112)
2-Fluorobiphenyl	67	(30 - 110)
	81	(30 - 110)
Terphenyl-d14	93	(51 - 135)
	99	(51 - 135)
Phenol-d5	40	(10 - 117)
	72	(10 - 117)
2-Fluorophenol	12 *	(19 - 108)
	49	(19 - 108)

(Continued on next page)

MATRIX SPIKE SAMPLE DATA REPORT

GC/MS Semivolatiles

Client Lot #...: A5G130131 **Work Order #...:** HFC161AF-MS **Matrix.....:** WG
MS Lot-Sample #: A5G130131-005 HFC161AG-MSD

SURROGATE	PERCENT RECOVERY	RECOVERY LIMITS
2,4,6-Tribromophenol	66	(42 - 124)
	83	(42 - 124)

NOTE(S):

Calculations are performed before rounding to avoid round-off errors in calculated results.

Bold print denotes control parameters

p Relative percent difference (RPD) is outside stated control limits.

a Spiked analyte recovery is outside stated control limits.

* Surrogate recovery is outside stated control limits.

PESTICIDE DATA

SpecPro Inc

Client Sample ID: FWGLL2MW-059C-0064-gw

GC Semivolatiles

Lot-Sample #...: A5G130131-001 **Work Order #...:** HFC1K1AD **Matrix.....:** WG
Date Sampled...: 07/12/05 15:00 **Date Received..:** 07/13/05
Prep Date.....: 07/13/05 **Analysis Date..:** 07/28/05
Prep Batch #...: 5194328
Dilution Factor: 1 **Initial Wgt/Vol:** 1050 mL **Final Wgt/Vol..:** 5 mL
Method.....: SW846 8081A

PARAMETER	RESULT	REPORTING LIMIT	UNITS
alpha-BHC	ND	0.030	ug/L
beta-BHC	ND	0.030	ug/L
delta-BHC	ND	0.030	ug/L
gamma-BHC (Lindane)	ND	0.030	ug/L
Heptachlor	ND	0.030	ug/L
Aldrin	ND	0.030	ug/L
Heptachlor epoxide	ND	0.030	ug/L
Endosulfan I	ND	0.030	ug/L
Dieldrin	ND	0.030	ug/L
4,4'-DDE	ND	0.030	ug/L
Endrin	ND	0.030	ug/L
Endosulfan II	ND	0.030	ug/L
4,4'-DDD	ND	0.030	ug/L
Endosulfan sulfate	ND	0.030	ug/L
4,4'-DDT	ND	0.030	ug/L
Methoxychlor	ND	0.10	ug/L
Endrin ketone	ND	0.030	ug/L
Endrin aldehyde	ND	0.030	ug/L
alpha-Chlordane	ND	0.030	ug/L
gamma-Chlordane	ND	0.030	ug/L
Toxaphene	ND	2.0	ug/L

SURROGATE	PERCENT RECOVERY	RECOVERY LIMITS
Tetrachloro-m-xylene	77	(39 - 130)
Decachlorobiphenyl	38	(10 - 147)

SpecPro Inc

Client Sample ID: FWGLL2MW-262C-0084-gw

GC Semivolatiles

Lot-Sample #...: A5G130131-003 **Work Order #...:** HFC1V1AD **Matrix.....:** WG
Date Sampled...: 07/11/05 17:00 **Date Received..:** 07/13/05
Prep Date.....: 07/13/05 **Analysis Date..:** 07/28/05
Prep Batch #...: 5194328
Dilution Factor: 1 **Initial Wgt/Vol:** 880 mL **Final Wgt/Vol..:** 5 mL
Method.....: SW846 8081A

PARAMETER	RESULT	REPORTING LIMIT	UNITS
alpha-BHC	ND	0.030	ug/L
beta-BHC	ND	0.030	ug/L
delta-BHC	ND	0.030	ug/L
gamma-BHC (Lindane)	ND	0.030	ug/L
Heptachlor	ND	0.030	ug/L
Aldrin	ND	0.030	ug/L
Heptachlor epoxide	ND	0.030	ug/L
Endosulfan I	ND	0.030	ug/L
Dieldrin	ND	0.030	ug/L
4,4'-DDE	ND	0.030	ug/L
Endrin	ND	0.030	ug/L
Endosulfan II	ND	0.030	ug/L
4,4'-DDD	ND	0.030	ug/L
Endosulfan sulfate	ND	0.030	ug/L
4,4'-DDT	ND	0.030	ug/L
Methoxychlor	ND	0.10	ug/L
Endrin ketone	ND	0.030	ug/L
Endrin aldehyde	ND	0.030	ug/L
alpha-Chlordane	ND	0.030	ug/L
gamma-Chlordane	ND	0.030	ug/L
Toxaphene	ND	2.0	ug/L

SURROGATE	PERCENT RECOVERY	RECOVERY LIMITS
Tetrachloro-m-xylene	88	(39 - 130)
Decachlorobiphenyl	68	(10 - 147)

SpecPro Inc

Client Sample ID: FWGBKGMW-018C-0057-gw

GC Semivolatiles

Lot-Sample #...: A5G130131-005 **Work Order #...:** HFC161AH **Matrix.....:** WG
Date Sampled...: 07/12/05 10:32 **Date Received..:** 07/13/05
Prep Date.....: 07/13/05 **Analysis Date..:** 07/28/05
Prep Batch #...: 5194328
Dilution Factor: 1 **Initial Wgt/Vol:** 1030 mL **Final Wgt/Vol..:** 5 mL
Method.....: SW846 8081A

PARAMETER	RESULT	REPORTING LIMIT	UNITS
alpha-BHC	ND	0.030	ug/L
beta-BHC	ND	0.030	ug/L
delta-BHC	ND	0.030	ug/L
gamma-BHC (Lindane)	ND	0.030	ug/L
Heptachlor	ND	0.030	ug/L
Aldrin	ND	0.030	ug/L
Heptachlor epoxide	ND	0.030	ug/L
Endosulfan I	ND	0.030	ug/L
Dieldrin	ND	0.030	ug/L
4,4'-DDE	ND	0.030	ug/L
Endrin	ND	0.030	ug/L
Endosulfan II	ND	0.030	ug/L
4,4'-DDD	ND	0.030	ug/L
Endosulfan sulfate	ND	0.030	ug/L
4,4'-DDT	ND	0.030	ug/L
Methoxychlor	ND	0.10	ug/L
Endrin ketone	ND	0.030	ug/L
Endrin aldehyde	ND	0.030	ug/L
alpha-Chlordane	ND	0.030	ug/L
gamma-Chlordane	ND	0.030	ug/L
Toxaphene	ND	2.0	ug/L

SURROGATE	PERCENT RECOVERY	RECOVERY LIMITS
Tetrachloro-m-xylene	86	(39 - 130)
Decachlorobiphenyl	38	(10 - 147)

SpecPro Inc

Client Sample ID: FWGBKGMW-015C-0054-gw

GC Semivolatiles

Lot-Sample #...: A5G130131-007 **Work Order #...:** HFC2E1AD **Matrix.....:** WG
Date Sampled...: 07/12/05 12:35 **Date Received..:** 07/13/05
Prep Date.....: 07/13/05 **Analysis Date..:** 07/28/05
Prep Batch #...: 5194328
Dilution Factor: 1 **Initial Wgt/Vol:** 990 mL **Final Wgt/Vol..:** 5 mL
Method.....: SW846 8081A

PARAMETER	RESULT	REPORTING LIMIT	UNITS
alpha-BHC	ND	0.030	ug/L
beta-BHC	ND	0.030	ug/L
delta-BHC	ND	0.030	ug/L
gamma-BHC (Lindane)	ND	0.030	ug/L
Heptachlor	**0.0094 J**	**0.030**	**ug/L**
Aldrin	ND	0.030	ug/L
Heptachlor epoxide	ND	0.030	ug/L
Endosulfan I	ND	0.030	ug/L
Dieldrin	**0.053**	**0.030**	**ug/L**
4,4'-DDE	ND	0.030	ug/L
Endrin	ND	0.030	ug/L
Endosulfan II	ND	0.030	ug/L
4,4'-DDD	ND	0.030	ug/L
Endosulfan sulfate	**0.023 J**	**0.030**	**ug/L**
4,4'-DDT	**0.038 PG**	**0.030**	**ug/L**
Methoxychlor	ND	0.10	ug/L
Endrin ketone	ND	0.030	ug/L
Endrin aldehyde	**0.037**	**0.030**	**ug/L**
alpha-Chlordane	ND	0.030	ug/L
gamma-Chlordane	ND	0.030	ug/L
Toxaphene	**5.3**	**2.0**	**ug/L**

SURROGATE	PERCENT RECOVERY	RECOVERY LIMITS
Tetrachloro-m-xylene	116	(39 - 130)
Decachlorobiphenyl	106	(10 - 147)

NOTE(S):

J Estimated result. Result is less than RL.

PG The percent difference between the original and confirmation analyses is greater than 40%.

SpecPro Inc

Client Sample ID: FWGBKGMW-016C-0055-gw

GC Semivolatiles

Lot-Sample #...: A5G130131-009 **Work Order #...:** HFC2J1AD **Matrix.....:** WG
Date Sampled...: 07/12/05 11:45 **Date Received..:** 07/13/05
Prep Date.....: 07/13/05 **Analysis Date..:** 07/28/05
Prep Batch #...: 5194328
Dilution Factor: 1 **Initial Wgt/Vol:** 1010 mL **Final Wgt/Vol..:** 5 mL
Method.....: SW846 8081A

PARAMETER	RESULT	REPORTING LIMIT	UNITS
alpha-BHC	ND	0.030	ug/L
beta-BHC	ND	0.030	ug/L
delta-BHC	ND	0.030	ug/L
gamma-BHC (Lindane)	ND	0.030	ug/L
Heptachlor	ND	0.030	ug/L
Aldrin	ND	0.030	ug/L
Heptachlor epoxide	ND	0.030	ug/L
Endosulfan I	ND	0.030	ug/L
Dieldrin	ND	0.030	ug/L
4,4'-DDE	ND	0.030	ug/L
Endrin	ND	0.030	ug/L
Endosulfan II	ND	0.030	ug/L
4,4'-DDD	ND	0.030	ug/L
Endosulfan sulfate	ND	0.030	ug/L
4,4'-DDT	ND	0.030	ug/L
Methoxychlor	ND	0.10	ug/L
Endrin ketone	ND	0.030	ug/L
Endrin aldehyde	ND	0.030	ug/L
alpha-Chlordane	ND	0.030	ug/L
gamma-Chlordane	ND	0.030	ug/L
Toxaphene	ND	2.0	ug/L

SURROGATE	PERCENT RECOVERY	RECOVERY LIMITS
Tetrachloro-m-xylene	102	(39 - 130)
Decachlorobiphenyl	50	(10 - 147)

SpecPro Inc

Client Sample ID: FWGBKGMW-019C-0058-gw

GC Semivolatiles

Lot-Sample #...: A5G130131-011 **Work Order #...:** HFC2X1AD **Matrix.....:** WG
Date Sampled...: 07/12/05 09:53 **Date Received..:** 07/13/05
Prep Date.....: 07/13/05 **Analysis Date..:** 07/28/05
Prep Batch #...: 5194328
Dilution Factor: 1 **Initial Wgt/Vol:** 1050 mL **Final Wgt/Vol..:** 5 mL
Method.....: SW846 8081A

PARAMETER	RESULT	REPORTING LIMIT	UNITS
alpha-BHC	ND	0.030	ug/L
beta-BHC	ND	0.030	ug/L
delta-BHC	ND	0.030	ug/L
gamma-BHC (Lindane)	ND	0.030	ug/L
Heptachlor	ND	0.030	ug/L
Aldrin	ND	0.030	ug/L
Heptachlor epoxide	ND	0.030	ug/L
Endosulfan I	ND	0.030	ug/L
Dieldrin	ND	0.030	ug/L
4,4'-DDE	ND	0.030	ug/L
Endrin	ND	0.030	ug/L
Endosulfan II	ND	0.030	ug/L
4,4'-DDD	ND	0.030	ug/L
Endosulfan sulfate	ND	0.030	ug/L
4,4'-DDT	ND	0.030	ug/L
Methoxychlor	ND	0.10	ug/L
Endrin ketone	ND	0.030	ug/L
Endrin aldehyde	ND	0.030	ug/L
alpha-Chlordane	ND	0.030	ug/L
gamma-Chlordane	ND	0.030	ug/L
Toxaphene	ND	2.0	ug/L

SURROGATE	PERCENT RECOVERY	RECOVERY LIMITS
Tetrachloro-m-xylene	77	(39 - 130)
Decachlorobiphenyl	35	(10 - 147)

SpecPro Inc

Client Sample ID: FWGBKGMW-017C-0056-gw

GC Semivolatiles

Lot-Sample #...: A5G130131-013 **Work Order #...:** HFC3F1AD **Matrix.....:** WG
Date Sampled...: 07/12/05 10:20 **Date Received..:** 07/13/05
Prep Date.....: 07/13/05 **Analysis Date..:** 07/28/05
Prep Batch #...: 5194328
Dilution Factor: 1 **Initial Wgt/Vol:** 1050 mL **Final Wgt/Vol..:** 5 mL
Method.....: SW846 8081A

PARAMETER	RESULT	REPORTING LIMIT	UNITS
alpha-BHC	ND	0.030	ug/L
beta-BHC	ND	0.030	ug/L
delta-BHC	ND	0.030	ug/L
gamma-BHC (Lindane)	ND	0.030	ug/L
Heptachlor	ND	0.030	ug/L
Aldrin	ND	0.030	ug/L
Heptachlor epoxide	ND	0.030	ug/L
Endosulfan I	ND	0.030	ug/L
Dieldrin	ND	0.030	ug/L
4,4'-DDE	ND	0.030	ug/L
Endrin	ND	0.030	ug/L
Endosulfan II	ND	0.030	ug/L
4,4'-DDD	ND	0.030	ug/L
Endosulfan sulfate	ND	0.030	ug/L
4,4'-DDT	ND	0.030	ug/L
Methoxychlor	ND	0.10	ug/L
Endrin ketone	ND	0.030	ug/L
Endrin aldehyde	ND	0.030	ug/L
alpha-Chlordane	ND	0.030	ug/L
gamma-Chlordane	ND	0.030	ug/L
Toxaphene	ND	2.0	ug/L

SURROGATE	PERCENT RECOVERY	RECOVERY LIMITS
Tetrachloro-m-xylene	110	(39 - 130)
Decachlorobiphenyl	46	(10 - 147)

SpecPro Inc

Client Sample ID: FWGBKGMW-005C-0048-gw

GC Semivolatiles

Lot-Sample #...: A5G130131-015 **Work Order #...:** HFC3W1AD **Matrix.....:** WG
Date Sampled...: 07/12/05 12:10 **Date Received..:** 07/13/05
Prep Date.....: 07/13/05 **Analysis Date..:** 07/28/05
Prep Batch #...: 5194328
Dilution Factor: 1 **Initial Wgt/Vol:** 1050 mL **Final Wgt/Vol..:** 5 mL
Method.....: SW846 8081A

PARAMETER	RESULT	REPORTING LIMIT	UNITS
alpha-BHC	ND	0.030	ug/L
beta-BHC	ND	0.030	ug/L
delta-BHC	ND	0.030	ug/L
gamma-BHC (Lindane)	ND	0.030	ug/L
Heptachlor	ND	0.030	ug/L
Aldrin	ND	0.030	ug/L
Heptachlor epoxide	ND	0.030	ug/L
Endosulfan I	ND	0.030	ug/L
Dieldrin	ND	0.030	ug/L
4,4'-DDE	ND	0.030	ug/L
Endrin	ND	0.030	ug/L
Endosulfan II	ND	0.030	ug/L
4,4'-DDD	ND	0.030	ug/L
Endosulfan sulfate	ND	0.030	ug/L
4,4'-DDT	ND	0.030	ug/L
Methoxychlor	ND	0.10	ug/L
Endrin ketone	ND	0.030	ug/L
Endrin aldehyde	ND	0.030	ug/L
alpha-Chlordane	ND	0.030	ug/L
gamma-Chlordane	ND	0.030	ug/L
Toxaphene	ND	2.0	ug/L

SURROGATE	PERCENT RECOVERY	RECOVERY LIMITS
Tetrachloro-m-xylene	89	(39 - 130)
Decachlorobiphenyl	25	(10 - 147)

SpecPro Inc

Client Sample ID: FWGBKGMW-006C-0049-gw

GC Semivolatiles

Lot-Sample #...: A5G130131-017 **Work Order #...:** HFC4A1AD **Matrix.....:** WG
Date Sampled...: 07/12/05 16:20 **Date Received..:** 07/13/05
Prep Date.....: 07/13/05 **Analysis Date..:** 07/28/05
Prep Batch #...: 5194328
Dilution Factor: 1 **Initial Wgt/Vol:** 1040 mL **Final Wgt/Vol..:** 5 mL
Method.....: SW846 8081A

PARAMETER	RESULT	REPORTING LIMIT	UNITS
alpha-BHC	ND	0.030	ug/L
beta-BHC	ND	0.030	ug/L
delta-BHC	ND	0.030	ug/L
gamma-BHC (Lindane)	ND	0.030	ug/L
Heptachlor	ND	0.030	ug/L
Aldrin	ND	0.030	ug/L
Heptachlor epoxide	ND	0.030	ug/L
Endosulfan I	ND	0.030	ug/L
Dieldrin	ND	0.030	ug/L
4,4'-DDE	ND	0.030	ug/L
Endrin	ND	0.030	ug/L
Endosulfan II	ND	0.030	ug/L
4,4'-DDD	ND	0.030	ug/L
Endosulfan sulfate	ND	0.030	ug/L
4,4'-DDT	ND	0.030	ug/L
Methoxychlor	ND	0.10	ug/L
Endrin ketone	ND	0.030	ug/L
Endrin aldehyde	ND	0.030	ug/L
alpha-Chlordane	ND	0.030	ug/L
gamma-Chlordane	ND	0.030	ug/L
Toxaphene	ND	2.0	ug/L

SURROGATE	PERCENT RECOVERY	RECOVERY LIMITS
Tetrachloro-m-xylene	94	(39 - 130)
Decachlorobiphenyl	16	(10 - 147)

SpecPro Inc

Client Sample ID: FWGBKGMW-013C-0053-gw

GC Semivolatiles

Lot-Sample #...: A5G130131-019 **Work Order #...:** HFC4J1AD **Matrix.....:** WG
Date Sampled...: 07/12/05 15:10 **Date Received..:** 07/13/05
Prep Date.....: 07/13/05 **Analysis Date..:** 07/28/05
Prep Batch #...: 5194328
Dilution Factor: 1 **Initial Wgt/Vol:** 1050 mL **Final Wgt/Vol..:** 5 mL
Method.....: SW846 8081A

PARAMETER	RESULT	REPORTING LIMIT	UNITS
alpha-BHC	ND	0.030	ug/L
beta-BHC	ND	0.030	ug/L
delta-BHC	ND	0.030	ug/L
gamma-BHC (Lindane)	ND	0.030	ug/L
Heptachlor	ND	0.030	ug/L
Aldrin	ND	0.030	ug/L
Heptachlor epoxide	ND	0.030	ug/L
Endosulfan I	ND	0.030	ug/L
Dieldrin	ND	0.030	ug/L
4,4'-DDE	ND	0.030	ug/L
Endrin	ND	0.030	ug/L
Endosulfan II	ND	0.030	ug/L
4,4'-DDD	ND	0.030	ug/L
Endosulfan sulfate	ND	0.030	ug/L
4,4'-DDT	ND	0.030	ug/L
Methoxychlor	ND	0.10	ug/L
Endrin ketone	ND	0.030	ug/L
Endrin aldehyde	ND	0.030	ug/L
alpha-Chlordane	ND	0.030	ug/L
gamma-Chlordane	ND	0.030	ug/L
Toxaphene	ND	2.0	ug/L

SURROGATE	PERCENT RECOVERY	RECOVERY LIMITS
Tetrachloro-m-xylene	96	(39 - 130)
Decachlorobiphenyl	35	(10 - 147)

SpecPro Inc

Client Sample ID: FWGLL2MW-262C-0065-gw

GC Semivolatiles

Lot-Sample #...: A5G130131-021 **Work Order #...:** HFC4X1AD **Matrix.....:** WG
Date Sampled...: 07/11/05 17:00 **Date Received..:** 07/13/05
Prep Date.....: 07/13/05 **Analysis Date..:** 07/28/05
Prep Batch #...: 5194328
Dilution Factor: 1 **Initial Wgt/Vol:** 1030 mL **Final Wgt/Vol..:** 5 mL
Method.....: SW846 8081A

PARAMETER	RESULT	REPORTING LIMIT	UNITS
alpha-BHC	ND	0.030	ug/L
beta-BHC	ND	0.030	ug/L
delta-BHC	ND	0.030	ug/L
gamma-BHC (Lindane)	ND	0.030	ug/L
Heptachlor	ND	0.030	ug/L
Aldrin	ND	0.030	ug/L
Heptachlor epoxide	ND	0.030	ug/L
Endosulfan I	ND	0.030	ug/L
Dieldrin	ND	0.030	ug/L
4,4'-DDE	ND	0.030	ug/L
Endrin	ND	0.030	ug/L
Endosulfan II	ND	0.030	ug/L
4,4'-DDD	ND	0.030	ug/L
Endosulfan sulfate	ND	0.030	ug/L
4,4'-DDT	ND	0.030	ug/L
Methoxychlor	ND	0.10	ug/L
Endrin ketone	ND	0.030	ug/L
Endrin aldehyde	ND	0.030	ug/L
alpha-Chlordane	ND	0.030	ug/L
gamma-Chlordane	ND	0.030	ug/L
Toxaphene	ND	2.0	ug/L

SURROGATE	PERCENT RECOVERY	RECOVERY LIMITS
Tetrachloro-m-xylene	97	(39 - 130)
Decachlorobiphenyl	61	(10 - 147)

METHOD BLANK REPORT

GC Semivolatiles

Client Lot #...: A5G130131 **Work Order #...:** HFDLQ1AA **Matrix.....:** WATER
MB Lot-Sample #: A5G130000-328

Prep Date.....: 07/13/05 **Final Wgt/Vol..:** 5 mL
Analysis Date..: 07/28/05 **Prep Batch #...:** 5194328
Dilution Factor: 1 **Initial Wgt/Vol:** 1000 mL

PARAMETER	RESULT	REPORTING LIMIT	UNITS	METHOD
alpha-BHC	ND	0.030	ug/L	SW846 8081A
beta-BHC	ND	0.030	ug/L	SW846 8081A
delta-BHC	ND	0.030	ug/L	SW846 8081A
gamma-BHC (Lindane)	ND	0.030	ug/L	SW846 8081A
Heptachlor	ND	0.030	ug/L	SW846 8081A
Aldrin	ND	0.030	ug/L	SW846 8081A
Heptachlor epoxide	ND	0.030	ug/L	SW846 8081A
Endosulfan I	ND	0.030	ug/L	SW846 8081A
Dieldrin	ND	0.030	ug/L	SW846 8081A
4,4'-DDE	ND	0.030	ug/L	SW846 8081A
Endrin	ND	0.030	ug/L	SW846 8081A
Endosulfan II	ND	0.030	ug/L	SW846 8081A
4,4'-DDD	ND	0.030	ug/L	SW846 8081A
Endosulfan sulfate	ND	0.030	ug/L	SW846 8081A
4,4'-DDT	ND	0.030	ug/L	SW846 8081A
Methoxychlor	ND	0.10	ug/L	SW846 8081A
Endrin ketone	ND	0.030	ug/L	SW846 8081A
Endrin aldehyde	ND	0.030	ug/L	SW846 8081A
alpha-Chlordane	ND	0.030	ug/L	SW846 8081A
gamma-Chlordane	ND	0.030	ug/L	SW846 8081A
Toxaphene	ND	2.0	ug/L	SW846 8081A

SURROGATE	PERCENT RECOVERY	RECOVERY LIMITS
Tetrachloro-m-xylene	74	(39 - 130)
Decachlorobiphenyl	47	(10 - 147)

NOTE(S):

Calculations are performed before rounding to avoid round-off errors in calculated results.

LABORATORY CONTROL SAMPLE EVALUATION REPORT

GC Semivolatiles

Client Lot #...: A5G130131 **Work Order #...:** HFDLQ1AC **Matrix.....:** WATER
LCS Lot-Sample#: A5G130000-328
Prep Date.....: 07/13/05 **Analysis Date..:** 07/28/05
Prep Batch #...: 5194328
Dilution Factor: 2 **Final Wgt/Vol..:** 5 mL
Initial Wgt/Vol: 1000 mL

PARAMETER	PERCENT RECOVERY	RECOVERY LIMITS	METHOD
gamma-BHC (Lindane)	**89**	**(49 - 137)**	**SW846 8081A**
Heptachlor	**85**	**(57 - 124)**	**SW846 8081A**
Aldrin	**88**	**(62 - 120)**	**SW846 8081A**
Dieldrin	**87**	**(68 - 130)**	**SW846 8081A**
Endrin	**104**	**(46 - 137)**	**SW846 8081A**
4,4'-DDT	**93**	**(60 - 140)**	**SW846 8081A**

SURROGATE	PERCENT RECOVERY	RECOVERY LIMITS
Tetrachloro-m-xylene	88	(39 - 130)
Decachlorobiphenyl	37	(10 - 147)

NOTE(S):

Calculations are performed before rounding to avoid round-off errors in calculated results.

Bold print denotes control parameters

LABORATORY CONTROL SAMPLE DATA REPORT

GC Semivolatiles

Client Lot #...: A5G130131 **Work Order #...:** HFDLQ1AC **Matrix.....:** WATER
LCS Lot-Sample#: A5G130000-328
Prep Date.....: 07/13/05 **Analysis Date..:** 07/28/05
Prep Batch #...: 5194328
Dilution Factor: 2 **Final Wgt/Vol..:** 5 mL
Initial Wgt/Vol: 1000 mL

PARAMETER	SPIKE AMOUNT	MEASURED AMOUNT	UNITS	PERCENT RECOVERY	METHOD
gamma-BHC (Lindane)	**1.0**	**0.89**	**ug/L**	**89**	**SW846 8081A**
Heptachlor	**1.0**	**0.85**	**ug/L**	**85**	**SW846 8081A**
Aldrin	**1.0**	**0.88**	**ug/L**	**88**	**SW846 8081A**
Dieldrin	**1.0**	**0.87**	**ug/L**	**87**	**SW846 8081A**
Endrin	**1.0**	**1.0**	**ug/L**	**104**	**SW846 8081A**
4,4'-DDT	**1.0**	**0.93**	**ug/L**	**93**	**SW846 8081A**

SURROGATE	PERCENT RECOVERY	RECOVERY LIMITS
Tetrachloro-m-xylene	88	(39 - 130)
Decachlorobiphenyl	37	(10 - 147)

NOTE(S):

Calculations are performed before rounding to avoid round-off errors in calculated results.

Bold print denotes control parameters

MATRIX SPIKE SAMPLE EVALUATION REPORT

GC Semivolatiles

Client Lot #...: A5G130131 **Work Order #...:** HFC161AJ-MS **Matrix.....:** WG
MS Lot-Sample #: A5G130131-005 HFC161AK-MSD
Date Sampled...: 07/12/05 10:32 **Date Received..:** 07/13/05
Prep Date.....: 07/13/05 **Analysis Date..:** 07/28/05
Prep Batch #...: 5194328
Dilution Factor: 2 **Initial Wgt/Vol:** 490 mL **Final Wgt/Vol..:** 5 mL

PARAMETER	PERCENT RECOVERY	RECOVERY LIMITS	RPD	RPD LIMITS	METHOD
gamma-BHC (Lindane)	**88**	**(30 - 148)**			**SW846 8081A**
	99	**(30 - 148)**	**12**	**(0-22)**	**SW846 8081A**
Heptachlor	**80**	**(30 - 150)**			**SW846 8081A**
	91	**(30 - 150)**	**13**	**(0-32)**	**SW846 8081A**
Aldrin	**85**	**(30 - 150)**			**SW846 8081A**
	96	**(30 - 150)**	**12**	**(0-33)**	**SW846 8081A**
Dieldrin	**84**	**(35 - 141)**			**SW846 8081A**
	97	**(35 - 141)**	**14**	**(0-37)**	**SW846 8081A**
Endrin	**95**	**(30 - 150)**			**SW846 8081A**
	115	**(30 - 150)**	**20**	**(0-40)**	**SW846 8081A**
4,4'-DDT	**88**	**(30 - 150)**			**SW846 8081A**
	104	**(30 - 150)**	**17**	**(0-50)**	**SW846 8081A**

SURROGATE	PERCENT RECOVERY	RECOVERY LIMITS
Tetrachloro-m-xylene	84	(39 - 130)
	96	(39 - 130)
Decachlorobiphenyl	47	(10 - 147)
	85	(10 - 147)

NOTE(S):

Calculations are performed before rounding to avoid round-off errors in calculated results.

Bold print denotes control parameters

MATRIX SPIKE SAMPLE DATA REPORT

GC Semivolatiles

Client Lot #...: A5G130131 **Work Order #...:** HFC161AJ-MS **Matrix.....:** WG
MS Lot-Sample #: A5G130131-005 HFC161AK-MSD
Date Sampled...: 07/12/05 10:32 **Date Received..:** 07/13/05
Prep Date.....: 07/13/05 **Analysis Date..:** 07/28/05
Prep Batch #...: 5194328
Dilution Factor: 2 **Initial Wgt/Vol:** 490 mL **Final Wgt/Vol..:** 5 mL

PARAMETER	SAMPLE AMOUNT	SPIKE AMT	MEASRD AMOUNT	UNITS	PERCNT RECVRY	RPD	METHOD
gamma-BHC (Lindane)	**ND**	**2.0**	**1.8**	**ug/L**	**88**		**SW846 8081A**
	ND	**2.0**	**2.0**	**ug/L**	**99**	**12**	**SW846 8081A**
Heptachlor	**ND**	**2.0**	**1.6**	**ug/L**	**80**		**SW846 8081A**
	ND	**2.0**	**1.9**	**ug/L**	**91**	**13**	**SW846 8081A**
Aldrin	**ND**	**2.0**	**1.7**	**ug/L**	**85**		**SW846 8081A**
	ND	**2.0**	**2.0**	**ug/L**	**96**	**12**	**SW846 8081A**
Dieldrin	**ND**	**2.0**	**1.7**	**ug/L**	**84**		**SW846 8081A**
	ND	**2.0**	**2.0**	**ug/L**	**97**	**14**	**SW846 8081A**
Endrin	**ND**	**2.0**	**1.9**	**ug/L**	**95**		**SW846 8081A**
	ND	**2.0**	**2.4**	**ug/L**	**115**	**20**	**SW846 8081A**
4,4'-DDT	**ND**	**2.0**	**1.8**	**ug/L**	**88**		**SW846 8081A**
	ND	**2.0**	**2.1**	**ug/L**	**104**	**17**	**SW846 8081A**

SURROGATE	PERCENT RECOVERY	RECOVERY LIMITS
Tetrachloro-m-xylene	84	(39 - 130)
	96	(39 - 130)
Decachlorobiphenyl	47	(10 - 147)
	85	(10 - 147)

NOTE(S):

Calculations are performed before rounding to avoid round-off errors in calculated results.

Bold print denotes control parameters

POLYCHLORINATED BIPHENYLS DATA

SpecPro Inc

Client Sample ID: FWGLL2MW-059C-0064-gw

GC Semivolatiles

Lot-Sample #...: A5G130131-001 **Work Order #...:** HFC1K1AE **Matrix.....:** WG
Date Sampled...: 07/12/05 15:00 **Date Received..:** 07/13/05
Prep Date.....: 07/13/05 **Analysis Date..:** 07/29/05
Prep Batch #...: 5194327
Dilution Factor: 1 **Initial Wgt/Vol:** 1050 mL **Final Wgt/Vol..:** 5 mL
Method.....: SW846 8082

PARAMETER	RESULT	REPORTING LIMIT	UNITS
Aroclor 1016	ND	1.0	ug/L
Aroclor 1221	ND	1.0	ug/L
Aroclor 1232	ND	1.0	ug/L
Aroclor 1242	ND	1.0	ug/L
Aroclor 1248	ND	1.0	ug/L
Aroclor 1254	ND	1.0	ug/L
Aroclor 1260	ND	1.0	ug/L

SURROGATE	PERCENT RECOVERY	RECOVERY LIMITS
Tetrachloro-m-xylene	80	(35 - 130)
Decachlorobiphenyl	51	(10 - 110)

SpecPro Inc

Client Sample ID: FWGLL2MW-262C-0084-gw

GC Semivolatiles

Lot-Sample #...: A5G130131-003 **Work Order #...:** HFC1V1AE **Matrix.....:** WG
Date Sampled...: 07/11/05 17:00 **Date Received..:** 07/13/05
Prep Date.....: 07/13/05 **Analysis Date..:** 07/29/05
Prep Batch #...: 5194327
Dilution Factor: 1 **Initial Wgt/Vol:** 880 mL **Final Wgt/Vol..:** 5 mL
Method.....: SW846 8082

PARAMETER	RESULT	REPORTING LIMIT	UNITS
Aroclor 1016	ND	1.0	ug/L
Aroclor 1221	ND	1.0	ug/L
Aroclor 1232	ND	1.0	ug/L
Aroclor 1242	ND	1.0	ug/L
Aroclor 1248	ND	1.0	ug/L
Aroclor 1254	ND	1.0	ug/L
Aroclor 1260	ND	1.0	ug/L

SURROGATE	PERCENT RECOVERY	RECOVERY LIMITS
Tetrachloro-m-xylene	113	(35 - 130)
Decachlorobiphenyl	81	(10 - 110)

SpecPro Inc

Client Sample ID: FWGBKGMW-018C-0057-gw

GC Semivolatiles

Lot-Sample #...: A5G130131-005 **Work Order #...:** HFC161AL **Matrix.....:** WG
Date Sampled...: 07/12/05 10:32 **Date Received..:** 07/13/05
Prep Date.....: 07/13/05 **Analysis Date..:** 07/29/05
Prep Batch #...: 5194327
Dilution Factor: 1 **Initial Wgt/Vol:** 1030 mL **Final Wgt/Vol..:** 5 mL
Method.....: SW846 8082

PARAMETER	RESULT	REPORTING LIMIT	UNITS
Aroclor 1016	ND	1.0	ug/L
Aroclor 1221	ND	1.0	ug/L
Aroclor 1232	ND	1.0	ug/L
Aroclor 1242	ND	1.0	ug/L
Aroclor 1248	ND	1.0	ug/L
Aroclor 1254	ND	1.0	ug/L
Aroclor 1260	ND	1.0	ug/L

SURROGATE	PERCENT RECOVERY	RECOVERY LIMITS
Tetrachloro-m-xylene	89	(35 - 130)
Decachlorobiphenyl	53	(10 - 110)

SpecPro Inc

Client Sample ID: FWGBKGMW-015C-0054-gw

GC Semivolatiles

Lot-Sample #...: A5G130131-007 **Work Order #...:** HFC2E1AE **Matrix.....:** WG
Date Sampled...: 07/12/05 12:35 **Date Received..:** 07/13/05
Prep Date.....: 07/13/05 **Analysis Date..:** 07/29/05
Prep Batch #...: 5194327
Dilution Factor: 1 **Initial Wgt/Vol:** 990 mL **Final Wgt/Vol..:** 5 mL
Method.....: SW846 8082

PARAMETER	RESULT	REPORTING LIMIT	UNITS
Aroclor 1016	ND	1.0	ug/L
Aroclor 1221	ND	1.0	ug/L
Aroclor 1232	ND	1.0	ug/L
Aroclor 1242	**9.0**	**1.0**	**ug/L**
Aroclor 1248	ND	1.0	ug/L
Aroclor 1254	ND	1.0	ug/L
Aroclor 1260	**6.7**	**1.0**	**ug/L**

SURROGATE	PERCENT RECOVERY	RECOVERY LIMITS
Tetrachloro-m-xylene	160 *	(35 - 130)
Decachlorobiphenyl	99	(10 - 110)

NOTE(S):

* Surrogate recovery is outside stated control limits.

SpecPro Inc

Client Sample ID: FWGBKGMW-016C-0055-gw

GC Semivolatiles

Lot-Sample #...: A5G130131-009 **Work Order #...:** HFC2J1AE **Matrix.....:** WG
Date Sampled...: 07/12/05 11:45 **Date Received..:** 07/13/05
Prep Date.....: 07/13/05 **Analysis Date..:** 07/29/05
Prep Batch #...: 5194327
Dilution Factor: 1 **Initial Wgt/Vol:** 1010 mL **Final Wgt/Vol..:** 5 mL
Method.....: SW846 8082

PARAMETER	RESULT	REPORTING LIMIT	UNITS
Aroclor 1016	ND	1.0	ug/L
Aroclor 1221	ND	1.0	ug/L
Aroclor 1232	ND	1.0	ug/L
Aroclor 1242	ND	1.0	ug/L
Aroclor 1248	ND	1.0	ug/L
Aroclor 1254	ND	1.0	ug/L
Aroclor 1260	ND	1.0	ug/L

SURROGATE	PERCENT RECOVERY	RECOVERY LIMITS
Tetrachloro-m-xylene	120	(35 - 130)
Decachlorobiphenyl	53	(10 - 110)

SpecPro Inc

Client Sample ID: FWGBKGMW-019C-0058-gw

GC Semivolatiles

Lot-Sample #...: A5G130131-011 **Work Order #...:** HFC2X1AE **Matrix.....:** WG
Date Sampled...: 07/12/05 09:53 **Date Received..:** 07/13/05
Prep Date.....: 07/13/05 **Analysis Date..:** 07/29/05
Prep Batch #...: 5194327
Dilution Factor: 1 **Initial Wgt/Vol:** 1050 mL **Final Wgt/Vol..:** 5 mL
Method.....: SW846 8082

PARAMETER	RESULT	REPORTING LIMIT	UNITS
Aroclor 1016	ND	1.0	ug/L
Aroclor 1221	ND	1.0	ug/L
Aroclor 1232	ND	1.0	ug/L
Aroclor 1242	ND	1.0	ug/L
Aroclor 1248	ND	1.0	ug/L
Aroclor 1254	ND	1.0	ug/L
Aroclor 1260	ND	1.0	ug/L

SURROGATE	PERCENT RECOVERY	RECOVERY LIMITS
Tetrachloro-m-xylene	89	(35 - 130)
Decachlorobiphenyl	37	(10 - 110)

SpecPro Inc

Client Sample ID: FWGBKGMW-017C-0056-gw

GC Semivolatiles

Lot-Sample #...: A5G130131-013 **Work Order #...:** HFC3F1AE **Matrix.....:** WG
Date Sampled...: 07/12/05 10:20 **Date Received..:** 07/13/05
Prep Date.....: 07/13/05 **Analysis Date..:** 07/29/05
Prep Batch #...: 5194327
Dilution Factor: 1 **Initial Wgt/Vol:** 1050 mL **Final Wgt/Vol..:** 5 mL
Method.....: SW846 8082

PARAMETER	RESULT	REPORTING LIMIT	UNITS
Aroclor 1016	ND	1.0	ug/L
Aroclor 1221	ND	1.0	ug/L
Aroclor 1232	ND	1.0	ug/L
Aroclor 1242	ND	1.0	ug/L
Aroclor 1248	ND	1.0	ug/L
Aroclor 1254	ND	1.0	ug/L
Aroclor 1260	ND	1.0	ug/L

SURROGATE	PERCENT RECOVERY	RECOVERY LIMITS
Tetrachloro-m-xylene	123	(35 - 130)
Decachlorobiphenyl	43	(10 - 110)

SpecPro Inc

Client Sample ID: FWGBKGMW-005C-0048-gw

GC Semivolatiles

Lot-Sample #...: A5G130131-015 **Work Order #...:** HFC3W1AE **Matrix.....:** WG
Date Sampled...: 07/12/05 12:10 **Date Received..:** 07/13/05
Prep Date.....: 07/13/05 **Analysis Date..:** 07/29/05
Prep Batch #...: 5194327
Dilution Factor: 1 **Initial Wgt/Vol:** 1050 mL **Final Wgt/Vol..:** 5 mL
Method.....: SW846 8082

PARAMETER	RESULT	REPORTING LIMIT	UNITS
Aroclor 1016	ND	1.0	ug/L
Aroclor 1221	ND	1.0	ug/L
Aroclor 1232	ND	1.0	ug/L
Aroclor 1242	ND	1.0	ug/L
Aroclor 1248	ND	1.0	ug/L
Aroclor 1254	ND	1.0	ug/L
Aroclor 1260	ND	1.0	ug/L

SURROGATE	PERCENT RECOVERY	RECOVERY LIMITS
Tetrachloro-m-xylene	103	(35 - 130)
Decachlorobiphenyl	33	(10 - 110)

SpecPro Inc

Client Sample ID: FWGBKGMW-006C-0049-gw

GC Semivolatiles

Lot-Sample #...: A5G130131-017 **Work Order #...:** HFC4A1AE **Matrix.....:** WG
Date Sampled...: 07/12/05 16:20 **Date Received..:** 07/13/05
Prep Date.....: 07/13/05 **Analysis Date..:** 07/29/05
Prep Batch #...: 5194327
Dilution Factor: 1 **Initial Wgt/Vol:** 1040 mL **Final Wgt/Vol..:** 5 mL
Method.....: SW846 8082

PARAMETER	RESULT	REPORTING LIMIT	UNITS
Aroclor 1016	ND	1.0	ug/L
Aroclor 1221	ND	1.0	ug/L
Aroclor 1232	ND	1.0	ug/L
Aroclor 1242	ND	1.0	ug/L
Aroclor 1248	ND	1.0	ug/L
Aroclor 1254	ND	1.0	ug/L
Aroclor 1260	ND	1.0	ug/L

SURROGATE	PERCENT RECOVERY	RECOVERY LIMITS
Tetrachloro-m-xylene	97	(35 - 130)
Decachlorobiphenyl	18	(10 - 110)

SpecPro Inc

Client Sample ID: FWGBKGMW-013C-0053-gw

GC Semivolatiles

Lot-Sample #...: A5G130131-019 **Work Order #...:** HFC4J1AE **Matrix.....:** WG
Date Sampled...: 07/12/05 15:10 **Date Received..:** 07/13/05
Prep Date.....: 07/13/05 **Analysis Date..:** 07/29/05
Prep Batch #...: 5194327
Dilution Factor: 1 **Initial Wgt/Vol:** 1050 mL **Final Wgt/Vol..:** 5 mL
Method.....: SW846 8082

PARAMETER	RESULT	REPORTING LIMIT	UNITS
Aroclor 1016	ND	1.0	ug/L
Aroclor 1221	ND	1.0	ug/L
Aroclor 1232	ND	1.0	ug/L
Aroclor 1242	ND	1.0	ug/L
Aroclor 1248	ND	1.0	ug/L
Aroclor 1254	ND	1.0	ug/L
Aroclor 1260	ND	1.0	ug/L

SURROGATE	PERCENT RECOVERY	RECOVERY LIMITS
Tetrachloro-m-xylene	116	(35 - 130)
Decachlorobiphenyl	63	(10 - 110)

SpecPro Inc

Client Sample ID: FWGLL2MW-262C-0065-gw

GC Semivolatiles

Lot-Sample #...: A5G130131-021 **Work Order #...:** HFC4X1AE **Matrix.....:** WG
Date Sampled...: 07/11/05 17:00 **Date Received..:** 07/13/05
Prep Date.....: 07/13/05 **Analysis Date..:** 07/29/05
Prep Batch #...: 5194327
Dilution Factor: 1 **Initial Wgt/Vol:** 1030 mL **Final Wgt/Vol..:** 5 mL
Method.....: SW846 8082

PARAMETER	RESULT	REPORTING LIMIT	UNITS
Aroclor 1016	ND	1.0	ug/L
Aroclor 1221	ND	1.0	ug/L
Aroclor 1232	ND	1.0	ug/L
Aroclor 1242	ND	1.0	ug/L
Aroclor 1248	ND	1.0	ug/L
Aroclor 1254	ND	1.0	ug/L
Aroclor 1260	ND	1.0	ug/L

SURROGATE	PERCENT RECOVERY	RECOVERY LIMITS
Tetrachloro-m-xylene	110	(35 - 130)
Decachlorobiphenyl	66	(10 - 110)

METHOD BLANK REPORT

GC Semivolatiles

Client Lot #...: A5G130131 **Work Order #...:** HFDLF1AA **Matrix.....:** WATER
MB Lot-Sample #: A5G130000-327

Prep Date.....: 07/13/05 **Final Wgt/Vol..:** 5 mL
Analysis Date..: 07/29/05 **Prep Batch #...:** 5194327
Dilution Factor: 1 **Initial Wgt/Vol:** 1000 mL

PARAMETER	RESULT	REPORTING LIMIT	UNITS	METHOD
Aroclor 1016	ND	1.0	ug/L	SW846 8082
Aroclor 1221	ND	1.0	ug/L	SW846 8082
Aroclor 1232	ND	1.0	ug/L	SW846 8082
Aroclor 1242	ND	1.0	ug/L	SW846 8082
Aroclor 1248	ND	1.0	ug/L	SW846 8082
Aroclor 1254	ND	1.0	ug/L	SW846 8082
Aroclor 1260	ND	1.0	ug/L	SW846 8082

SURROGATE	PERCENT RECOVERY	RECOVERY LIMITS
Tetrachloro-m-xylene	138 *	(35 - 130)
Decachlorobiphenyl	78	(10 - 110)

NOTE(S):

Calculations are performed before rounding to avoid round-off errors in calculated results.

* Surrogate recovery is outside stated control limits.

LABORATORY CONTROL SAMPLE EVALUATION REPORT

GC Semivolatiles

Client Lot #...: A5G130131 **Work Order #...:** HFDLF1AC **Matrix.....:** WATER
LCS Lot-Sample#: A5G130000-327
Prep Date.....: 07/13/05 **Analysis Date..:** 07/29/05
Prep Batch #...: 5194327
Dilution Factor: 2 **Final Wgt/Vol..:** 5 mL
Initial Wgt/Vol: 1000 mL

PARAMETER	PERCENT RECOVERY	RECOVERY LIMITS	METHOD
Aroclor 1016	**105**	**(50 - 115)**	**SW846 8082**
Aroclor 1260	**94**	**(45 - 112)**	**SW846 8082**

SURROGATE	PERCENT RECOVERY	RECOVERY LIMITS
Tetrachloro-m-xylene	91	(35 - 130)
Decachlorobiphenyl	33	(10 - 110)

NOTE(S):

Calculations are performed before rounding to avoid round-off errors in calculated results.

Bold print denotes control parameters

LABORATORY CONTROL SAMPLE DATA REPORT

GC Semivolatiles

Client Lot #...: A5G130131 **Work Order #...:** HFDLF1AC **Matrix.....:** WATER
LCS Lot-Sample#: A5G130000-327
Prep Date.....: 07/13/05 **Analysis Date..:** 07/29/05
Prep Batch #...: 5194327
Dilution Factor: 2 **Final Wgt/Vol..:** 5 mL
Initial Wgt/Vol: 1000 mL

PARAMETER	SPIKE AMOUNT	MEASURED AMOUNT	UNITS	PERCENT RECOVERY	METHOD
Aroclor 1016	**10**	**11**	**ug/L**	**105**	**SW846 8082**
Aroclor 1260	**10**	**9.4**	**ug/L**	**94**	**SW846 8082**

SURROGATE	PERCENT RECOVERY	RECOVERY LIMITS
Tetrachloro-m-xylene	91	(35 - 130)
Decachlorobiphenyl	33	(10 - 110)

NOTE(S):

Calculations are performed before rounding to avoid round-off errors in calculated results.

Bold print denotes control parameters

MATRIX SPIKE SAMPLE EVALUATION REPORT

GC Semivolatiles

Client Lot #...: A5G130131 **Work Order #...:** HFC161AM-MS **Matrix.....:** WG
MS Lot-Sample #: A5G130131-005 HFC161AN-MSD
Date Sampled...: 07/12/05 10:32 **Date Received..:** 07/13/05
Prep Date.....: 07/13/05 **Analysis Date..:** 07/29/05
Prep Batch #...: 5194327
Dilution Factor: 2 **Initial Wgt/Vol:** 515 mL **Final Wgt/Vol..:** 5 mL

PARAMETER	PERCENT RECOVERY	RECOVERY LIMITS	RPD	RPD LIMITS	METHOD
Aroclor 1016	**108**	**(10 - 200)**			**SW846 8082**
	19 p	**(10 - 200)**	**139**	**(0-30)**	**SW846 8082**
Aroclor 1260	**104**	**(10 - 150)**			**SW846 8082**
	21 p	**(10 - 150)**	**134**	**(0-30)**	**SW846 8082**

SURROGATE	PERCENT RECOVERY	RECOVERY LIMITS
Tetrachloro-m-xylene	115	(35 - 130)
	13 *	(35 - 130)
Decachlorobiphenyl	77	(10 - 110)
	20	(10 - 110)

NOTE(S):

Calculations are performed before rounding to avoid round-off errors in calculated results.

Bold print denotes control parameters

p Relative percent difference (RPD) is outside stated control limits.

* Surrogate recovery is outside stated control limits.

MATRIX SPIKE SAMPLE DATA REPORT

GC Semivolatiles

Client Lot #...: A5G130131 **Work Order #...:** HFC161AM-MS **Matrix.....:** WG
MS Lot-Sample #: A5G130131-005 HFC161AN-MSD
Date Sampled...: 07/12/05 10:32 **Date Received..:** 07/13/05
Prep Date.....: 07/13/05 **Analysis Date..:** 07/29/05
Prep Batch #...: 5194327
Dilution Factor: 2 **Initial Wgt/Vol:** 515 mL **Final Wgt/Vol..:** 5 mL

PARAMETER	SAMPLE AMOUNT	SPIKE AMT	MEASRD AMOUNT	UNITS	PERCNT RECVRY	RPD	METHOD
Aroclor 1016	**ND**	**19**	**21**	**ug/L**	**108**		**SW846 8082**
	ND	**19**	**3.8**	**ug/L**	**19 p**	**139**	**SW846 8082**
Aroclor 1260	**ND**	**19**	**20**	**ug/L**	**104**		**SW846 8082**
	ND	**19**	**4.0**	**ug/L**	**21 p**	**134**	**SW846 8082**

SURROGATE	PERCENT RECOVERY	RECOVERY LIMITS
Tetrachloro-m-xylene	115	(35 - 130)
	13 *	(35 - 130)
Decachlorobiphenyl	77	(10 - 110)
	20	(10 - 110)

NOTE(S):

Calculations are performed before rounding to avoid round-off errors in calculated results.

Bold print denotes control parameters

p Relative percent difference (RPD) is outside stated control limits.

* Surrogate recovery is outside stated control limits.

METALS DATA

SpecPro Inc

Client Sample ID: FWGLL2MW-059C-0064-gf

TOTAL Metals

Lot-Sample #...: A5G130131-002 **Matrix.....:** WG
Date Sampled...: 07/12/05 15:00 **Date Received..:** 07/13/05

PARAMETER	RESULT	REPORTING LIMIT	UNITS	METHOD	PREPARATION-ANALYSIS DATE	WORK ORDER #
Prep Batch #...: 5200018						
Aluminum	ND	200	ug/L	SW846 6010B	07/19-07/21/05	HFC1T1AE
		Dilution Factor: 1		Analysis Time..: 12:34	Analyst ID.....: 002260	
		Instrument ID..: I5				
Arsenic	ND	10.0	ug/L	SW846 6010B	07/19-07/21/05	HFC1T1AA
		Dilution Factor: 1		Analysis Time..: 12:34	Analyst ID.....: 002260	
		Instrument ID..: I5				
Lead	ND	10.0	ug/L	SW846 6010B	07/19-07/21/05	HFC1T1AC
		Dilution Factor: 1		Analysis Time..: 12:34	Analyst ID.....: 002260	
		Instrument ID..: I5				
Antimony	ND	100	ug/L	SW846 6010B	07/19-07/21/05	HFC1T1AF
		Dilution Factor: 1		Analysis Time..: 12:34	Analyst ID.....: 002260	
		Instrument ID..: I5				
Barium	**15.9**	**10.0**	**ug/L**	**SW846 6010B**	**07/19-07/21/05**	**HFC1T1AG**
		Dilution Factor: 1		Analysis Time..: 12:34	Analyst ID.....: 002260	
		Instrument ID..: I5				
Selenium	ND	10.0	ug/L	SW846 6010B	07/19-07/21/05	HFC1T1AD
		Dilution Factor: 1		Analysis Time..: 12:34	Analyst ID.....: 002260	
		Instrument ID..: I5				
Beryllium	**0.35 B**	**10.0**	**ug/L**	**SW846 6010B**	**07/19-07/21/05**	**HFC1T1AH**
		Dilution Factor: 1		Analysis Time..: 12:34	Analyst ID.....: 002260	
		Instrument ID..: I5				
Cadmium	ND	10.0	ug/L	SW846 6010B	07/19-07/21/05	HFC1T1AJ
		Dilution Factor: 1		Analysis Time..: 12:34	Analyst ID.....: 002260	
		Instrument ID..: I5				
Calcium	**26900**	**1000**	**ug/L**	**SW846 6010B**	**07/19-07/21/05**	**HFC1T1AK**
		Dilution Factor: 1		Analysis Time..: 12:34	Analyst ID.....: 002260	
		Instrument ID..: I5				
Chromium	ND	20.0	ug/L	SW846 6010B	07/19-07/21/05	HFC1T1AL
		Dilution Factor: 1		Analysis Time..: 12:34	Analyst ID.....: 002260	
		Instrument ID..: I5				

(Continued on next page)

SpecPro Inc

Client Sample ID: FWGLL2MW-059C-0064-gf

TOTAL Metals

Lot-Sample #...: A5G130131-002 **Matrix.....:** WG

PARAMETER	RESULT	REPORTING LIMIT	UNITS	METHOD	PREPARATION-ANALYSIS DATE	WORK ORDER #
Cobalt	**3.2 B**	**20.0**	**ug/L**	**SW846 6010B**	**07/19-07/21/05**	**HFC1T1AM**
		Dilution Factor: 1		Analysis Time..: 12:34	Analyst ID.....: 002260	
		Instrument ID..: I5				
Copper	ND	20.0	ug/L	SW846 6010B	07/19-07/21/05	HFC1T1AN
		Dilution Factor: 1		Analysis Time..: 12:34	Analyst ID.....: 002260	
		Instrument ID..: I5				
Iron	ND	1000	ug/L	SW846 6010B	07/19-07/21/05	HFC1T1AP
		Dilution Factor: 1		Analysis Time..: 12:34	Analyst ID.....: 002260	
		Instrument ID..: I5				
Magnesium	**7380**	**1000**	**ug/L**	**SW846 6010B**	**07/19-07/21/05**	**HFC1T1AQ**
		Dilution Factor: 1		Analysis Time..: 12:34	Analyst ID.....: 002260	
		Instrument ID..: I5				
Manganese	**281**	**100**	**ug/L**	**SW846 6010B**	**07/19-07/21/05**	**HFC1T1AR**
		Dilution Factor: 1		Analysis Time..: 12:34	Analyst ID.....: 002260	
		Instrument ID..: I5				
Nickel	**3.1 B**	**20.0**	**ug/L**	**SW846 6010B**	**07/19-07/21/05**	**HFC1T1AT**
		Dilution Factor: 1		Analysis Time..: 12:34	Analyst ID.....: 002260	
		Instrument ID..: I5				
Potassium	**624 B,J**	**5000**	**ug/L**	**SW846 6010B**	**07/19-07/21/05**	**HFC1T1AU**
		Dilution Factor: 1		Analysis Time..: 12:34	Analyst ID.....: 002260	
		Instrument ID..: I5				
Silver	ND	20.0	ug/L	SW846 6010B	07/19-07/21/05	HFC1T1AV
		Dilution Factor: 1		Analysis Time..: 12:34	Analyst ID.....: 002260	
		Instrument ID..: I5				
Sodium	**5180**	**1000**	**ug/L**	**SW846 6010B**	**07/19-07/21/05**	**HFC1T1AW**
		Dilution Factor: 1		Analysis Time..: 12:34	Analyst ID.....: 002260	
		Instrument ID..: I5				
Vanadium	ND	20.0	ug/L	SW846 6010B	07/19-07/21/05	HFC1T1AX
		Dilution Factor: 1		Analysis Time..: 12:34	Analyst ID.....: 002260	
		Instrument ID..: I5				

(Continued on next page)

SpecPro Inc

Client Sample ID: FWGLL2MW-059C-0064-gf

TOTAL Metals

Lot-Sample #...: A5G130131-002 **Matrix.....:** WG

PARAMETER	RESULT	REPORTING LIMIT	UNITS	METHOD	PREPARATION-ANALYSIS DATE	WORK ORDER #
Zinc	**6.7 B**	**100**	**ug/L**	**SW846 6010B**	**07/19-07/21/05**	**HFC1T1A0**
		Dilution Factor: 1		Analysis Time..: 12:34	Analyst ID.....: 002260	
		Instrument ID..: I5				
Mercury	ND	0.20	ug/L	SW846 7470A	07/19/05	HFC1T1A2
		Dilution Factor: 1		Analysis Time..: 15:40	Analyst ID.....: 001086	
		Instrument ID..: H1				
Thallium	ND	1.0	ug/L	SW846 6020	07/19-07/20/05	HFC1T1A1
		Dilution Factor: 1		Analysis Time..: 16:09	Analyst ID.....: 001637	
		Instrument ID..: I7				

NOTE(S):

B Estimated result. Result is less than RL.

J Method blank contamination. The associated method blank contains the target analyte at a reportable level.

SpecPro Inc

Client Sample ID: FWGLL2MW-262C-0084-gf

TOTAL Metals

Lot-Sample #...: A5G130131-004 **Matrix.....:** WG
Date Sampled...: 07/11/05 17:00 **Date Received..:** 07/13/05

PARAMETER	RESULT	REPORTING LIMIT	UNITS	METHOD	PREPARATION-ANALYSIS DATE	WORK ORDER #
Prep Batch #...: 5200018						
Aluminum	ND	200	ug/L	SW846 6010B	07/19-07/21/05	HFC151AH
		Dilution Factor: 1		Analysis Time..: 12:38	Analyst ID.....: 002260	
		Instrument ID..: I5				
Arsenic	ND	10.0	ug/L	SW846 6010B	07/19-07/21/05	HFC151AE
		Dilution Factor: 1		Analysis Time..: 12:38	Analyst ID.....: 002260	
		Instrument ID..: I5				
Lead	ND	10.0	ug/L	SW846 6010B	07/19-07/21/05	HFC151AF
		Dilution Factor: 1		Analysis Time..: 12:38	Analyst ID.....: 002260	
		Instrument ID..: I5				
Antimony	ND	100	ug/L	SW846 6010B	07/19-07/21/05	HFC151AJ
		Dilution Factor: 1		Analysis Time..: 12:38	Analyst ID.....: 002260	
		Instrument ID..: I5				
Barium	**14.5**	**10.0**	**ug/L**	**SW846 6010B**	**07/19-07/21/05**	**HFC151AK**
		Dilution Factor: 1		Analysis Time..: 12:38	Analyst ID.....: 002260	
		Instrument ID..: I5				
Selenium	ND	10.0	ug/L	SW846 6010B	07/19-07/21/05	HFC151AG
		Dilution Factor: 1		Analysis Time..: 12:38	Analyst ID.....: 002260	
		Instrument ID..: I5				
Beryllium	ND	10.0	ug/L	SW846 6010B	07/19-07/21/05	HFC151AL
		Dilution Factor: 1		Analysis Time..: 12:38	Analyst ID.....: 002260	
		Instrument ID..: I5				
Cadmium	ND	10.0	ug/L	SW846 6010B	07/19-07/21/05	HFC151AM
		Dilution Factor: 1		Analysis Time..: 12:38	Analyst ID.....: 002260	
		Instrument ID..: I5				
Calcium	**42100**	**1000**	**ug/L**	**SW846 6010B**	**07/19-07/21/05**	**HFC151AN**
		Dilution Factor: 1		Analysis Time..: 12:38	Analyst ID.....: 002260	
		Instrument ID..: I5				
Chromium	ND	20.0	ug/L	SW846 6010B	07/19-07/21/05	HFC151AP
		Dilution Factor: 1		Analysis Time..: 12:38	Analyst ID.....: 002260	
		Instrument ID..: I5				

(Continued on next page)

SpecPro Inc

Client Sample ID: FWGLL2MW-262C-0084-gf

TOTAL Metals

Lot-Sample #...: A5G130131-004 **Matrix.....:** WG

PARAMETER	RESULT	REPORTING LIMIT	UNITS	METHOD	PREPARATION-ANALYSIS DATE	WORK ORDER #
Cobalt	**2.3 B**	**20.0**	**ug/L**	**SW846 6010B**	**07/19-07/21/05**	**HFC151AQ**
		Dilution Factor: 1		Analysis Time..: 12:38	Analyst ID.....: 002260	
		Instrument ID..: I5				
Copper	ND	20.0	ug/L	SW846 6010B	07/19-07/21/05	HFC151AR
		Dilution Factor: 1		Analysis Time..: 12:38	Analyst ID.....: 002260	
		Instrument ID..: I5				
Iron	ND	1000	ug/L	SW846 6010B	07/19-07/21/05	HFC151AT
		Dilution Factor: 1		Analysis Time..: 12:38	Analyst ID.....: 002260	
		Instrument ID..: I5				
Magnesium	**31100**	**1000**	**ug/L**	**SW846 6010B**	**07/19-07/21/05**	**HFC151AU**
		Dilution Factor: 1		Analysis Time..: 12:38	Analyst ID.....: 002260	
		Instrument ID..: I5				
Manganese	**277**	**100**	**ug/L**	**SW846 6010B**	**07/19-07/21/05**	**HFC151AV**
		Dilution Factor: 1		Analysis Time..: 12:38	Analyst ID.....: 002260	
		Instrument ID..: I5				
Nickel	**13.8 B**	**20.0**	**ug/L**	**SW846 6010B**	**07/19-07/21/05**	**HFC151AW**
		Dilution Factor: 1		Analysis Time..: 12:38	Analyst ID.....: 002260	
		Instrument ID..: I5				
Potassium	**1760 B,J**	**5000**	**ug/L**	**SW846 6010B**	**07/19-07/21/05**	**HFC151AX**
		Dilution Factor: 1		Analysis Time..: 12:38	Analyst ID.....: 002260	
		Instrument ID..: I5				
Silver	ND	20.0	ug/L	SW846 6010B	07/19-07/21/05	HFC151A0
		Dilution Factor: 1		Analysis Time..: 12:38	Analyst ID.....: 002260	
		Instrument ID..: I5				
Sodium	**9130**	**1000**	**ug/L**	**SW846 6010B**	**07/19-07/21/05**	**HFC151A1**
		Dilution Factor: 1		Analysis Time..: 12:38	Analyst ID.....: 002260	
		Instrument ID..: I5				
Vanadium	ND	20.0	ug/L	SW846 6010B	07/19-07/21/05	HFC151A2
		Dilution Factor: 1		Analysis Time..: 12:38	Analyst ID.....: 002260	
		Instrument ID..: I5				

(Continued on next page)

SpecPro Inc

Client Sample ID: FWGLL2MW-262C-0084-gf

TOTAL Metals

Lot-Sample #...: A5G130131-004 **Matrix.....:** WG

PARAMETER	RESULT	REPORTING LIMIT	UNITS	METHOD	PREPARATION-ANALYSIS DATE	WORK ORDER #
Zinc	ND	100	ug/L	SW846 6010B	07/19-07/21/05	HFC151AA
		Dilution Factor: 1		Analysis Time..: 12:38	Analyst ID.....: 002260	
		Instrument ID..: I5				
Mercury	ND	0.20	ug/L	SW846 7470A	07/19/05	HFC151AD
		Dilution Factor: 1		Analysis Time..: 15:32	Analyst ID.....: 001086	
		Instrument ID..: H1				
Thallium	ND	1.0	ug/L	SW846 6020	07/19-07/20/05	HFC151AC
		Dilution Factor: 1		Analysis Time..: 16:13	Analyst ID.....: 001637	
		Instrument ID..: I7				

NOTE(S):

B Estimated result. Result is less than RL.

J Method blank contamination. The associated method blank contains the target analyte at a reportable level.

SpecPro Inc

Client Sample ID: FWGBKGMW-018C-0057-gf

TOTAL Metals

Lot-Sample #...: A5G130131-006 **Matrix.....:** WG
Date Sampled...: 07/12/05 10:32 **Date Received..:** 07/13/05

PARAMETER	RESULT	REPORTING LIMIT	UNITS	METHOD	PREPARATION-ANALYSIS DATE	WORK ORDER #
Prep Batch #...: 5200018						
Aluminum	ND	200	ug/L	SW846 6010B	07/19-07/21/05	HFC191AW
		Dilution Factor: 1		Analysis Time..: 12:43	Analyst ID.....: 002260	
		Instrument ID..: I5				
Arsenic	ND	10.0	ug/L	SW846 6010B	07/19-07/21/05	HFC191AL
		Dilution Factor: 1		Analysis Time..: 12:43	Analyst ID.....: 002260	
		Instrument ID..: I5				
Lead	ND	10.0	ug/L	SW846 6010B	07/19-07/21/05	HFC191AP
		Dilution Factor: 1		Analysis Time..: 12:43	Analyst ID.....: 002260	
		Instrument ID..: I5				
Antimony	ND	100	ug/L	SW846 6010B	07/19-07/21/05	HFC191A1
		Dilution Factor: 1		Analysis Time..: 12:43	Analyst ID.....: 002260	
		Instrument ID..: I5				
Barium	**21.5**	**10.0**	**ug/L**	**SW846 6010B**	**07/19-07/21/05**	**HFC191A4**
		Dilution Factor: 1		Analysis Time..: 12:43	Analyst ID.....: 002260	
		Instrument ID..: I5				
Selenium	ND	10.0	ug/L	SW846 6010B	07/19-07/21/05	HFC191AT
		Dilution Factor: 1		Analysis Time..: 12:43	Analyst ID.....: 002260	
		Instrument ID..: I5				
Beryllium	ND	10.0	ug/L	SW846 6010B	07/19-07/21/05	HFC191A7
		Dilution Factor: 1		Analysis Time..: 12:43	Analyst ID.....: 002260	
		Instrument ID..: I5				
Cadmium	ND	10.0	ug/L	SW846 6010B	07/19-07/21/05	HFC191CA
		Dilution Factor: 1		Analysis Time..: 12:43	Analyst ID.....: 002260	
		Instrument ID..: I5				
Calcium	**61100**	**1000**	**ug/L**	**SW846 6010B**	**07/19-07/21/05**	**HFC191CE**
		Dilution Factor: 1		Analysis Time..: 12:43	Analyst ID.....: 002260	
		Instrument ID..: I5				
Chromium	ND	20.0	ug/L	SW846 6010B	07/19-07/21/05	HFC191CH
		Dilution Factor: 1		Analysis Time..: 12:43	Analyst ID.....: 002260	
		Instrument ID..: I5				

(Continued on next page)

SpecPro Inc

Client Sample ID: FWGBKGMW-018C-0057-gf

TOTAL Metals

Lot-Sample #...: A5G130131-006 **Matrix.....:** WG

PARAMETER	RESULT	REPORTING LIMIT	UNITS	METHOD	PREPARATION-ANALYSIS DATE	WORK ORDER #
Cobalt	ND	20.0	ug/L	SW846 6010B	07/19-07/21/05	HFC191CL
		Dilution Factor: 1		Analysis Time..: 12:43	Analyst ID.....: 002260	
		Instrument ID..: I5				
Copper	ND	20.0	ug/L	SW846 6010B	07/19-07/21/05	HFC191CP
		Dilution Factor: 1		Analysis Time..: 12:43	Analyst ID.....: 002260	
		Instrument ID..: I5				
Iron	ND	1000	ug/L	SW846 6010B	07/19-07/21/05	HFC191CT
		Dilution Factor: 1		Analysis Time..: 12:43	Analyst ID.....: 002260	
		Instrument ID..: I5				
Magnesium	**6080**	**1000**	**ug/L**	**SW846 6010B**	**07/19-07/21/05**	**HFC191CW**
		Dilution Factor: 1		Analysis Time..: 12:43	Analyst ID.....: 002260	
		Instrument ID..: I5				
Manganese	**119**	**100**	**ug/L**	**SW846 6010B**	**07/19-07/21/05**	**HFC191C1**
		Dilution Factor: 1		Analysis Time..: 12:43	Analyst ID.....: 002260	
		Instrument ID..: I5				
Nickel	ND	20.0	ug/L	SW846 6010B	07/19-07/21/05	HFC191C4
		Dilution Factor: 1		Analysis Time..: 12:43	Analyst ID.....: 002260	
		Instrument ID..: I5				
Potassium	**854 B,J**	**5000**	**ug/L**	**SW846 6010B**	**07/19-07/21/05**	**HFC191C7**
		Dilution Factor: 1		Analysis Time..: 12:43	Analyst ID.....: 002260	
		Instrument ID..: I5				
Silver	ND	20.0	ug/L	SW846 6010B	07/19-07/21/05	HFC191DA
		Dilution Factor: 1		Analysis Time..: 12:43	Analyst ID.....: 002260	
		Instrument ID..: I5				
Sodium	**1370**	**1000**	**ug/L**	**SW846 6010B**	**07/19-07/21/05**	**HFC191DE**
		Dilution Factor: 1		Analysis Time..: 12:43	Analyst ID.....: 002260	
		Instrument ID..: I5				
Vanadium	ND	20.0	ug/L	SW846 6010B	07/19-07/21/05	HFC191DH
		Dilution Factor: 1		Analysis Time..: 12:43	Analyst ID.....: 002260	
		Instrument ID..: I5				

(Continued on next page)

SpecPro Inc

Client Sample ID: FWGBKGMW-018C-0057-gf

TOTAL Metals

Lot-Sample #...: A5G130131-006 **Matrix.....:** WG

PARAMETER	RESULT	REPORTING LIMIT	UNITS	METHOD	PREPARATION-ANALYSIS DATE	WORK ORDER #
Zinc	ND	100	ug/L	SW846 6010B	07/19-07/21/05	HFC191AA
		Dilution Factor: 1		Analysis Time..: 12:43	Analyst ID.....: 002260	
		Instrument ID..: I5				
Mercury	ND	0.20	ug/L	SW846 7470A	07/19/05	HFC191AH
		Dilution Factor: 1		Analysis Time..: 15:34	Analyst ID.....: 001086	
		Instrument ID..: H1				
Thallium	ND	1.0	ug/L	SW846 6020	07/19-07/20/05	HFC191AE
		Dilution Factor: 1		Analysis Time..: 16:17	Analyst ID.....: 001637	
		Instrument ID..: I7				

NOTE(S):

B Estimated result. Result is less than RL.

J Method blank contamination. The associated method blank contains the target analyte at a reportable level.

SpecPro Inc

Client Sample ID: FWGBKGMW-015C-0054-gf

TOTAL Metals

Lot-Sample #...: A5G130131-008 **Matrix.....:** WG
Date Sampled...: 07/12/05 12:35 **Date Received..:** 07/13/05

PARAMETER	RESULT	REPORTING LIMIT	UNITS	METHOD	PREPARATION-ANALYSIS DATE	WORK ORDER #
Prep Batch #...: 5200018						
Aluminum	ND	200	ug/L	SW846 6010B	07/19-07/21/05	HFC2H1AH
		Dilution Factor: 1		Analysis Time..: 13:02	Analyst ID.....: 002260	
		Instrument ID..: I5				
Arsenic	ND	10.0	ug/L	SW846 6010B	07/19-07/21/05	HFC2H1AE
		Dilution Factor: 1		Analysis Time..: 13:02	Analyst ID.....: 002260	
		Instrument ID..: I5				
Lead	ND	10.0	ug/L	SW846 6010B	07/19-07/21/05	HFC2H1AF
		Dilution Factor: 1		Analysis Time..: 13:02	Analyst ID.....: 002260	
		Instrument ID..: I5				
Antimony	ND	100	ug/L	SW846 6010B	07/19-07/21/05	HFC2H1AJ
		Dilution Factor: 1		Analysis Time..: 13:02	Analyst ID.....: 002260	
		Instrument ID..: I5				
Barium	**244**	**10.0**	**ug/L**	**SW846 6010B**	**07/19-07/21/05**	**HFC2H1AK**
		Dilution Factor: 1		Analysis Time..: 13:02	Analyst ID.....: 002260	
		Instrument ID..: I5				
Selenium	ND	10.0	ug/L	SW846 6010B	07/19-07/21/05	HFC2H1AG
		Dilution Factor: 1		Analysis Time..: 13:02	Analyst ID.....: 002260	
		Instrument ID..: I5				
Beryllium	ND	10.0	ug/L	SW846 6010B	07/19-07/21/05	HFC2H1AL
		Dilution Factor: 1		Analysis Time..: 13:02	Analyst ID.....: 002260	
		Instrument ID..: I5				
Cadmium	ND	10.0	ug/L	SW846 6010B	07/19-07/21/05	HFC2H1AM
		Dilution Factor: 1		Analysis Time..: 13:02	Analyst ID.....: 002260	
		Instrument ID..: I5				
Calcium	**28700**	**1000**	**ug/L**	**SW846 6010B**	**07/19-07/21/05**	**HFC2H1AN**
		Dilution Factor: 1		Analysis Time..: 13:02	Analyst ID.....: 002260	
		Instrument ID..: I5				
Chromium	ND	20.0	ug/L	SW846 6010B	07/19-07/21/05	HFC2H1AP
		Dilution Factor: 1		Analysis Time..: 13:02	Analyst ID.....: 002260	
		Instrument ID..: I5				

(Continued on next page)

SpecPro Inc

Client Sample ID: FWGBKGMW-015C-0054-gf

TOTAL Metals

Lot-Sample #...: A5G130131-008 **Matrix.....:** WG

PARAMETER	RESULT	REPORTING LIMIT	UNITS	METHOD	PREPARATION-ANALYSIS DATE	WORK ORDER #
Cobalt	ND	20.0	ug/L	SW846 6010B	07/19-07/21/05	HFC2H1AQ
		Dilution Factor: 1		Analysis Time..: 13:02	Analyst ID.....: 002260	
		Instrument ID..: I5				
Copper	ND	20.0	ug/L	SW846 6010B	07/19-07/21/05	HFC2H1AR
		Dilution Factor: 1		Analysis Time..: 13:02	Analyst ID.....: 002260	
		Instrument ID..: I5				
Iron	ND	1000	ug/L	SW846 6010B	07/19-07/21/05	HFC2H1AT
		Dilution Factor: 1		Analysis Time..: 13:02	Analyst ID.....: 002260	
		Instrument ID..: I5				
Magnesium	**11600**	**1000**	**ug/L**	**SW846 6010B**	**07/19-07/21/05**	**HFC2H1AU**
		Dilution Factor: 1		Analysis Time..: 13:02	Analyst ID.....: 002260	
		Instrument ID..: I5				
Manganese	**45.7 B**	**100**	**ug/L**	**SW846 6010B**	**07/19-07/21/05**	**HFC2H1AV**
		Dilution Factor: 1		Analysis Time..: 13:02	Analyst ID.....: 002260	
		Instrument ID..: I5				
Nickel	**1.7 B**	**20.0**	**ug/L**	**SW846 6010B**	**07/19-07/21/05**	**HFC2H1AW**
		Dilution Factor: 1		Analysis Time..: 13:02	Analyst ID.....: 002260	
		Instrument ID..: I5				
Potassium	**4580 B,J**	**5000**	**ug/L**	**SW846 6010B**	**07/19-07/21/05**	**HFC2H1AX**
		Dilution Factor: 1		Analysis Time..: 13:02	Analyst ID.....: 002260	
		Instrument ID..: I5				
Silver	ND	20.0	ug/L	SW846 6010B	07/19-07/21/05	HFC2H1A0
		Dilution Factor: 1		Analysis Time..: 13:02	Analyst ID.....: 002260	
		Instrument ID..: I5				
Sodium	**11900**	**1000**	**ug/L**	**SW846 6010B**	**07/19-07/21/05**	**HFC2H1A1**
		Dilution Factor: 1		Analysis Time..: 13:02	Analyst ID.....: 002260	
		Instrument ID..: I5				
Vanadium	ND	20.0	ug/L	SW846 6010B	07/19-07/21/05	HFC2H1A2
		Dilution Factor: 1		Analysis Time..: 13:02	Analyst ID.....: 002260	
		Instrument ID..: I5				

(Continued on next page)

SpecPro Inc

Client Sample ID: FWGBKGMW-015C-0054-gf

TOTAL Metals

Lot-Sample #...: A5G130131-008 **Matrix.....:** WG

PARAMETER	RESULT	REPORTING LIMIT	UNITS	METHOD	PREPARATION-ANALYSIS DATE	WORK ORDER #
Zinc	**29.8 B**	**100**	**ug/L**	**SW846 6010B**	**07/19-07/21/05**	**HFC2H1AA**
		Dilution Factor: 1		Analysis Time..: 13:02	Analyst ID.....: 002260	
		Instrument ID..: I5				
Mercury	ND	0.20	ug/L	SW846 7470A	07/19/05	HFC2H1AD
		Dilution Factor: 1		Analysis Time..: 15:41	Analyst ID.....: 001086	
		Instrument ID..: H1				
Thallium	**0.036 B**	**1.0**	**ug/L**	**SW846 6020**	**07/19-07/20/05**	**HFC2H1AC**
		Dilution Factor: 1		Analysis Time..: 16:46	Analyst ID.....: 001637	
		Instrument ID..: I7				

NOTE(S):

B Estimated result. Result is less than RL.

J Method blank contamination. The associated method blank contains the target analyte at a reportable level.

SpecPro Inc

Client Sample ID: FWGBKGMW-016C-0055-gf

TOTAL Metals

Lot-Sample #...: A5G130131-010 **Matrix.....:** WG
Date Sampled...: 07/12/05 11:45 **Date Received..:** 07/13/05

PARAMETER	RESULT	REPORTING LIMIT	UNITS	METHOD	PREPARATION-ANALYSIS DATE	WORK ORDER #
Prep Batch #...: 5200018						
Aluminum	ND	200	ug/L	SW846 6010B	07/19-07/21/05	HFC2T1AH
		Dilution Factor: 1		Analysis Time..: 13:07	Analyst ID.....: 002260	
		Instrument ID..: I5				
Arsenic	ND	10.0	ug/L	SW846 6010B	07/19-07/21/05	HFC2T1AE
		Dilution Factor: 1		Analysis Time..: 13:07	Analyst ID.....: 002260	
		Instrument ID..: I5				
Lead	ND	10.0	ug/L	SW846 6010B	07/19-07/21/05	HFC2T1AF
		Dilution Factor: 1		Analysis Time..: 13:07	Analyst ID.....: 002260	
		Instrument ID..: I5				
Antimony	ND	100	ug/L	SW846 6010B	07/19-07/21/05	HFC2T1AJ
		Dilution Factor: 1		Analysis Time..: 13:07	Analyst ID.....: 002260	
		Instrument ID..: I5				
Barium	**13.2**	**10.0**	**ug/L**	**SW846 6010B**	**07/19-07/21/05**	**HFC2T1AK**
		Dilution Factor: 1		Analysis Time..: 13:07	Analyst ID.....: 002260	
		Instrument ID..: I5				
Selenium	ND	10.0	ug/L	SW846 6010B	07/19-07/21/05	HFC2T1AG
		Dilution Factor: 1		Analysis Time..: 13:07	Analyst ID.....: 002260	
		Instrument ID..: I5				
Beryllium	**0.30 B**	**10.0**	**ug/L**	**SW846 6010B**	**07/19-07/21/05**	**HFC2T1AL**
		Dilution Factor: 1		Analysis Time..: 13:07	Analyst ID.....: 002260	
		Instrument ID..: I5				
Cadmium	ND	10.0	ug/L	SW846 6010B	07/19-07/21/05	HFC2T1AM
		Dilution Factor: 1		Analysis Time..: 13:07	Analyst ID.....: 002260	
		Instrument ID..: I5				
Calcium	**8490**	**1000**	**ug/L**	**SW846 6010B**	**07/19-07/21/05**	**HFC2T1AN**
		Dilution Factor: 1		Analysis Time..: 13:07	Analyst ID.....: 002260	
		Instrument ID..: I5				
Chromium	ND	20.0	ug/L	SW846 6010B	07/19-07/21/05	HFC2T1AP
		Dilution Factor: 1		Analysis Time..: 13:07	Analyst ID.....: 002260	
		Instrument ID..: I5				

(Continued on next page)

SpecPro Inc

Client Sample ID: FWGBKGMW-016C-0055-gf

TOTAL Metals

Lot-Sample #...: A5G130131-010 **Matrix.....:** WG

PARAMETER	RESULT	REPORTING LIMIT	UNITS	METHOD	PREPARATION-ANALYSIS DATE	WORK ORDER #
Cobalt	ND	20.0	ug/L	SW846 6010B	07/19-07/21/05	HFC2T1AQ
		Dilution Factor: 1		Analysis Time..: 13:07	Analyst ID.....: 002260	
		Instrument ID..: I5				
Copper	ND	20.0	ug/L	SW846 6010B	07/19-07/21/05	HFC2T1AR
		Dilution Factor: 1		Analysis Time..: 13:07	Analyst ID.....: 002260	
		Instrument ID..: I5				
Iron	**129 B**	**1000**	**ug/L**	**SW846 6010B**	**07/19-07/21/05**	**HFC2T1AT**
		Dilution Factor: 1		Analysis Time..: 13:07	Analyst ID.....: 002260	
		Instrument ID..: I5				
Magnesium	**3880**	**1000**	**ug/L**	**SW846 6010B**	**07/19-07/21/05**	**HFC2T1AU**
		Dilution Factor: 1		Analysis Time..: 13:07	Analyst ID.....: 002260	
		Instrument ID..: I5				
Manganese	**22.6 B**	**100**	**ug/L**	**SW846 6010B**	**07/19-07/21/05**	**HFC2T1AV**
		Dilution Factor: 1		Analysis Time..: 13:07	Analyst ID.....: 002260	
		Instrument ID..: I5				
Nickel	**2.9 B**	**20.0**	**ug/L**	**SW846 6010B**	**07/19-07/21/05**	**HFC2T1AW**
		Dilution Factor: 1		Analysis Time..: 13:07	Analyst ID.....: 002260	
		Instrument ID..: I5				
Potassium	**682 B,J**	**5000**	**ug/L**	**SW846 6010B**	**07/19-07/21/05**	**HFC2T1AX**
		Dilution Factor: 1		Analysis Time..: 13:07	Analyst ID.....: 002260	
		Instrument ID..: I5				
Silver	ND	20.0	ug/L	SW846 6010B	07/19-07/21/05	HFC2T1A0
		Dilution Factor: 1		Analysis Time..: 13:07	Analyst ID.....: 002260	
		Instrument ID..: I5				
Sodium	**2550**	**1000**	**ug/L**	**SW846 6010B**	**07/19-07/21/05**	**HFC2T1A1**
		Dilution Factor: 1		Analysis Time..: 13:07	Analyst ID.....: 002260	
		Instrument ID..: I5				
Vanadium	ND	20.0	ug/L	SW846 6010B	07/19-07/21/05	HFC2T1A2
		Dilution Factor: 1		Analysis Time..: 13:07	Analyst ID.....: 002260	
		Instrument ID..: I5				

(Continued on next page)

SpecPro Inc

Client Sample ID: FWGBKGMW-016C-0055-gf

TOTAL Metals

Lot-Sample #...: A5G130131-010 **Matrix.....:** WG

PARAMETER	RESULT	REPORTING LIMIT	UNITS	METHOD	PREPARATION-ANALYSIS DATE	WORK ORDER #
Zinc	**7.9 B**	**100**	**ug/L**	**SW846 6010B**	**07/19-07/21/05**	**HFC2T1AA**
		Dilution Factor: 1		Analysis Time..: 13:07	Analyst ID.....: 002260	
		Instrument ID..: I5				
Mercury	ND	0.20	ug/L	SW846 7470A	07/19/05	HFC2T1AD
		Dilution Factor: 1		Analysis Time..: 15:42	Analyst ID.....: 001086	
		Instrument ID..: H1				
Thallium	ND	1.0	ug/L	SW846 6020	07/19-07/20/05	HFC2T1AC
		Dilution Factor: 1		Analysis Time..: 16:49	Analyst ID.....: 001637	
		Instrument ID..: I7				

NOTE(S):

B Estimated result. Result is less than RL.

J Method blank contamination. The associated method blank contains the target analyte at a reportable level.

SpecPro Inc

Client Sample ID: FWGBKGMW-019C-0058-gf

TOTAL Metals

Lot-Sample #...: A5G130131-012 **Matrix.....:** WG
Date Sampled...: 07/12/05 09:53 **Date Received..:** 07/13/05

PARAMETER	RESULT	REPORTING LIMIT	UNITS	METHOD	PREPARATION-ANALYSIS DATE	WORK ORDER #
Prep Batch #...: 5200018						
Aluminum	ND	200	ug/L	SW846 6010B	07/19-07/21/05	HFC3A1AH
		Dilution Factor: 1		Analysis Time..: 13:12	Analyst ID.....: 002260	
		Instrument ID..: I5				
Arsenic	ND	10.0	ug/L	SW846 6010B	07/19-07/21/05	HFC3A1AE
		Dilution Factor: 1		Analysis Time..: 13:12	Analyst ID.....: 002260	
		Instrument ID..: I5				
Lead	ND	10.0	ug/L	SW846 6010B	07/19-07/21/05	HFC3A1AF
		Dilution Factor: 1		Analysis Time..: 13:12	Analyst ID.....: 002260	
		Instrument ID..: I5				
Antimony	ND	100	ug/L	SW846 6010B	07/19-07/21/05	HFC3A1AJ
		Dilution Factor: 1		Analysis Time..: 13:12	Analyst ID.....: 002260	
		Instrument ID..: I5				
Barium	**40.0**	**10.0**	**ug/L**	**SW846 6010B**	**07/19-07/21/05**	**HFC3A1AK**
		Dilution Factor: 1		Analysis Time..: 13:12	Analyst ID.....: 002260	
		Instrument ID..: I5				
Selenium	ND	10.0	ug/L	SW846 6010B	07/19-07/21/05	HFC3A1AG
		Dilution Factor: 1		Analysis Time..: 13:12	Analyst ID.....: 002260	
		Instrument ID..: I5				
Beryllium	ND	10.0	ug/L	SW846 6010B	07/19-07/21/05	HFC3A1AL
		Dilution Factor: 1		Analysis Time..: 13:12	Analyst ID.....: 002260	
		Instrument ID..: I5				
Cadmium	ND	10.0	ug/L	SW846 6010B	07/19-07/21/05	HFC3A1AM
		Dilution Factor: 1		Analysis Time..: 13:12	Analyst ID.....: 002260	
		Instrument ID..: I5				
Calcium	**114000**	**1000**	**ug/L**	**SW846 6010B**	**07/19-07/21/05**	**HFC3A1AN**
		Dilution Factor: 1		Analysis Time..: 13:12	Analyst ID.....: 002260	
		Instrument ID..: I5				
Chromium	ND	20.0	ug/L	SW846 6010B	07/19-07/21/05	HFC3A1AP
		Dilution Factor: 1		Analysis Time..: 13:12	Analyst ID.....: 002260	
		Instrument ID..: I5				

(Continued on next page)

SpecPro Inc

Client Sample ID: FWGBKGMW-019C-0058-gf

TOTAL Metals

Lot-Sample #...: A5G130131-012 **Matrix.....:** WG

PARAMETER	RESULT	REPORTING LIMIT	UNITS	METHOD	PREPARATION-ANALYSIS DATE	WORK ORDER #
Cobalt	ND	20.0	ug/L	SW846 6010B	07/19-07/21/05	HFC3A1AQ
		Dilution Factor: 1		Analysis Time..: 13:12	Analyst ID.....: 002260	
		Instrument ID..: I5				
Copper	ND	20.0	ug/L	SW846 6010B	07/19-07/21/05	HFC3A1AR
		Dilution Factor: 1		Analysis Time..: 13:12	Analyst ID.....: 002260	
		Instrument ID..: I5				
Iron	ND	1000	ug/L	SW846 6010B	07/19-07/21/05	HFC3A1AT
		Dilution Factor: 1		Analysis Time..: 13:12	Analyst ID.....: 002260	
		Instrument ID..: I5				
Magnesium	**32600**	**1000**	**ug/L**	**SW846 6010B**	**07/19-07/21/05**	**HFC3A1AU**
		Dilution Factor: 1		Analysis Time..: 13:12	Analyst ID.....: 002260	
		Instrument ID..: I5				
Manganese	**118**	**100**	**ug/L**	**SW846 6010B**	**07/19-07/21/05**	**HFC3A1AV**
		Dilution Factor: 1		Analysis Time..: 13:12	Analyst ID.....: 002260	
		Instrument ID..: I5				
Nickel	ND	20.0	ug/L	SW846 6010B	07/19-07/21/05	HFC3A1AW
		Dilution Factor: 1		Analysis Time..: 13:12	Analyst ID.....: 002260	
		Instrument ID..: I5				
Potassium	**1330 B,J**	**5000**	**ug/L**	**SW846 6010B**	**07/19-07/21/05**	**HFC3A1AX**
		Dilution Factor: 1		Analysis Time..: 13:12	Analyst ID.....: 002260	
		Instrument ID..: I5				
Silver	ND	20.0	ug/L	SW846 6010B	07/19-07/21/05	HFC3A1A0
		Dilution Factor: 1		Analysis Time..: 13:12	Analyst ID.....: 002260	
		Instrument ID..: I5				
Sodium	**9860**	**1000**	**ug/L**	**SW846 6010B**	**07/19-07/21/05**	**HFC3A1A1**
		Dilution Factor: 1		Analysis Time..: 13:12	Analyst ID.....: 002260	
		Instrument ID..: I5				
Vanadium	ND	20.0	ug/L	SW846 6010B	07/19-07/21/05	HFC3A1A2
		Dilution Factor: 1		Analysis Time..: 13:12	Analyst ID.....: 002260	
		Instrument ID..: I5				

(Continued on next page)

SpecPro Inc

Client Sample ID: FWGBKGMW-019C-0058-gf

TOTAL Metals

Lot-Sample #...: A5G130131-012 **Matrix.....:** WG

PARAMETER	RESULT	REPORTING LIMIT	UNITS	METHOD	PREPARATION-ANALYSIS DATE	WORK ORDER #
Zinc	ND	100	ug/L	SW846 6010B	07/19-07/21/05	HFC3A1AA
		Dilution Factor: 1		Analysis Time..: 13:12	Analyst ID.....: 002260	
		Instrument ID..: I5				
Mercury	ND	0.20	ug/L	SW846 7470A	07/19/05	HFC3A1AD
		Dilution Factor: 1		Analysis Time..: 15:47	Analyst ID.....: 001086	
		Instrument ID..: H1				
Thallium	ND	1.0	ug/L	SW846 6020	07/19-07/20/05	HFC3A1AC
		Dilution Factor: 1		Analysis Time..: 16:53	Analyst ID.....: 001637	
		Instrument ID..: I7				

NOTE(S):

B Estimated result. Result is less than RL.

J Method blank contamination. The associated method blank contains the target analyte at a reportable level.

SpecPro Inc

Client Sample ID: FWGBKGMW-017C-0056-gf

TOTAL Metals

Lot-Sample #...: A5G130131-014 **Matrix.....:** WG
Date Sampled...: 07/12/05 10:20 **Date Received..:** 07/13/05

PARAMETER	RESULT	REPORTING LIMIT	UNITS	METHOD	PREPARATION-ANALYSIS DATE	WORK ORDER #
Prep Batch #...: 5200018						
Aluminum	ND	200	ug/L	SW846 6010B	07/19-07/21/05	HFC3G1AH
		Dilution Factor: 1		Analysis Time..: 13:16	Analyst ID.....: 002260	
		Instrument ID..: I5				
Arsenic	**14.7**	**10.0**	**ug/L**	**SW846 6010B**	**07/19-07/21/05**	**HFC3G1AE**
		Dilution Factor: 1		Analysis Time..: 13:16	Analyst ID.....: 002260	
		Instrument ID..: I5				
Lead	ND	10.0	ug/L	SW846 6010B	07/19-07/21/05	HFC3G1AF
		Dilution Factor: 1		Analysis Time..: 13:16	Analyst ID.....: 002260	
		Instrument ID..: I5				
Antimony	ND	100	ug/L	SW846 6010B	07/19-07/21/05	HFC3G1AJ
		Dilution Factor: 1		Analysis Time..: 13:16	Analyst ID.....: 002260	
		Instrument ID..: I5				
Barium	**30.7**	**10.0**	**ug/L**	**SW846 6010B**	**07/19-07/21/05**	**HFC3G1AK**
		Dilution Factor: 1		Analysis Time..: 13:16	Analyst ID.....: 002260	
		Instrument ID..: I5				
Selenium	ND	10.0	ug/L	SW846 6010B	07/19-07/21/05	HFC3G1AG
		Dilution Factor: 1		Analysis Time..: 13:16	Analyst ID.....: 002260	
		Instrument ID..: I5				
Beryllium	ND	10.0	ug/L	SW846 6010B	07/19-07/21/05	HFC3G1AL
		Dilution Factor: 1		Analysis Time..: 13:16	Analyst ID.....: 002260	
		Instrument ID..: I5				
Cadmium	ND	10.0	ug/L	SW846 6010B	07/19-07/21/05	HFC3G1AM
		Dilution Factor: 1		Analysis Time..: 13:16	Analyst ID.....: 002260	
		Instrument ID..: I5				
Calcium	**105000**	**1000**	**ug/L**	**SW846 6010B**	**07/19-07/21/05**	**HFC3G1AN**
		Dilution Factor: 1		Analysis Time..: 13:16	Analyst ID.....: 002260	
		Instrument ID..: I5				
Chromium	ND	20.0	ug/L	SW846 6010B	07/19-07/21/05	HFC3G1AP
		Dilution Factor: 1		Analysis Time..: 13:16	Analyst ID.....: 002260	
		Instrument ID..: I5				

(Continued on next page)

SpecPro Inc

Client Sample ID: FWGBKGMW-017C-0056-gf

TOTAL Metals

Lot-Sample #...: A5G130131-014 **Matrix.....:** WG

PARAMETER	RESULT	REPORTING LIMIT	UNITS	METHOD	PREPARATION-ANALYSIS DATE	WORK ORDER #
Cobalt	ND	20.0	ug/L	SW846 6010B	07/19-07/21/05	HFC3G1AQ
		Dilution Factor: 1		Analysis Time..: 13:16	Analyst ID.....: 002260	
		Instrument ID..: I5				
Copper	ND	20.0	ug/L	SW846 6010B	07/19-07/21/05	HFC3G1AR
		Dilution Factor: 1		Analysis Time..: 13:16	Analyst ID.....: 002260	
		Instrument ID..: I5				
Iron	**707 B**	**1000**	**ug/L**	**SW846 6010B**	**07/19-07/21/05**	**HFC3G1AT**
		Dilution Factor: 1		Analysis Time..: 13:16	Analyst ID.....: 002260	
		Instrument ID..: I5				
Magnesium	**43300**	**1000**	**ug/L**	**SW846 6010B**	**07/19-07/21/05**	**HFC3G1AU**
		Dilution Factor: 1		Analysis Time..: 13:16	Analyst ID.....: 002260	
		Instrument ID..: I5				
Manganese	**208**	**100**	**ug/L**	**SW846 6010B**	**07/19-07/21/05**	**HFC3G1AV**
		Dilution Factor: 1		Analysis Time..: 13:16	Analyst ID.....: 002260	
		Instrument ID..: I5				
Nickel	ND	20.0	ug/L	SW846 6010B	07/19-07/21/05	HFC3G1AW
		Dilution Factor: 1		Analysis Time..: 13:16	Analyst ID.....: 002260	
		Instrument ID..: I5				
Potassium	**1990 B,J**	**5000**	**ug/L**	**SW846 6010B**	**07/19-07/21/05**	**HFC3G1AX**
		Dilution Factor: 1		Analysis Time..: 13:16	Analyst ID.....: 002260	
		Instrument ID..: I5				
Silver	ND	20.0	ug/L	SW846 6010B	07/19-07/21/05	HFC3G1A0
		Dilution Factor: 1		Analysis Time..: 13:16	Analyst ID.....: 002260	
		Instrument ID..: I5				
Sodium	**21800**	**1000**	**ug/L**	**SW846 6010B**	**07/19-07/21/05**	**HFC3G1A1**
		Dilution Factor: 1		Analysis Time..: 13:16	Analyst ID.....: 002260	
		Instrument ID..: I5				
Vanadium	ND	20.0	ug/L	SW846 6010B	07/19-07/21/05	HFC3G1A2
		Dilution Factor: 1		Analysis Time..: 13:16	Analyst ID.....: 002260	
		Instrument ID..: I5				

(Continued on next page)

SpecPro Inc

Client Sample ID: FWGBKGMW-017C-0056-gf

TOTAL Metals

Lot-Sample #...: A5G130131-014 **Matrix.....:** WG

PARAMETER	RESULT	REPORTING LIMIT	UNITS	METHOD	PREPARATION-ANALYSIS DATE	WORK ORDER #
Zinc	ND	100	ug/L	SW846 6010B	07/19-07/21/05	HFC3G1AA
		Dilution Factor: 1		Analysis Time..: 13:16	Analyst ID.....: 002260	
		Instrument ID..: I5				
Mercury	ND	0.20	ug/L	SW846 7470A	07/19/05	HFC3G1AD
		Dilution Factor: 1		Analysis Time..: 15:48	Analyst ID.....: 001086	
		Instrument ID..: H1				
Thallium	ND	1.0	ug/L	SW846 6020	07/19-07/20/05	HFC3G1AC
		Dilution Factor: 1		Analysis Time..: 16:57	Analyst ID.....: 001637	
		Instrument ID..: I7				

NOTE(S):

B Estimated result. Result is less than RL.

J Method blank contamination. The associated method blank contains the target analyte at a reportable level.

SpecPro Inc

Client Sample ID: FWGBKGMW-005C-0048-gf

TOTAL Metals

Lot-Sample #...: A5G130131-016 **Matrix.....:** WG
Date Sampled...: 07/12/05 12:10 **Date Received..:** 07/13/05

PARAMETER	RESULT	REPORTING LIMIT	UNITS	METHOD	PREPARATION-ANALYSIS DATE	WORK ORDER #
Prep Batch #...: 5200018						
Aluminum	ND	200	ug/L	SW846 6010B	07/19-07/21/05	HFC351AH
		Dilution Factor: 1		Analysis Time..: 13:35	Analyst ID.....: 002260	
		Instrument ID..: I5				
Arsenic	ND	10.0	ug/L	SW846 6010B	07/19-07/21/05	HFC351AE
		Dilution Factor: 1		Analysis Time..: 13:35	Analyst ID.....: 002260	
		Instrument ID..: I5				
Lead	ND	10.0	ug/L	SW846 6010B	07/19-07/21/05	HFC351AF
		Dilution Factor: 1		Analysis Time..: 13:35	Analyst ID.....: 002260	
		Instrument ID..: I5				
Antimony	ND	100	ug/L	SW846 6010B	07/19-07/21/05	HFC351AJ
		Dilution Factor: 1		Analysis Time..: 13:35	Analyst ID.....: 002260	
		Instrument ID..: I5				
Barium	**14.2**	**10.0**	**ug/L**	**SW846 6010B**	**07/19-07/21/05**	**HFC351AK**
		Dilution Factor: 1		Analysis Time..: 13:35	Analyst ID.....: 002260	
		Instrument ID..: I5				
Selenium	ND	10.0	ug/L	SW846 6010B	07/19-07/21/05	HFC351AG
		Dilution Factor: 1		Analysis Time..: 13:35	Analyst ID.....: 002260	
		Instrument ID..: I5				
Beryllium	**0.45 B**	**10.0**	**ug/L**	**SW846 6010B**	**07/19-07/21/05**	**HFC351AL**
		Dilution Factor: 1		Analysis Time..: 13:35	Analyst ID.....: 002260	
		Instrument ID..: I5				
Cadmium	ND	10.0	ug/L	SW846 6010B	07/19-07/21/05	HFC351AM
		Dilution Factor: 1		Analysis Time..: 13:35	Analyst ID.....: 002260	
		Instrument ID..: I5				
Calcium	**92700**	**1000**	**ug/L**	**SW846 6010B**	**07/19-07/21/05**	**HFC351AN**
		Dilution Factor: 1		Analysis Time..: 13:35	Analyst ID.....: 002260	
		Instrument ID..: I5				
Chromium	ND	20.0	ug/L	SW846 6010B	07/19-07/21/05	HFC351AP
		Dilution Factor: 1		Analysis Time..: 13:35	Analyst ID.....: 002260	
		Instrument ID..: I5				

(Continued on next page)

SpecPro Inc

Client Sample ID: FWGBKGMW-005C-0048-gf

TOTAL Metals

Lot-Sample #...: A5G130131-016 **Matrix.....:** WG

PARAMETER	RESULT	REPORTING LIMIT	UNITS	METHOD	PREPARATION-ANALYSIS DATE	WORK ORDER #
Cobalt	ND	20.0	ug/L	SW846 6010B	07/19-07/21/05	HFC351AQ
		Dilution Factor: 1		Analysis Time..: 13:35	Analyst ID.....: 002260	
		Instrument ID..: I5				
Copper	ND	20.0	ug/L	SW846 6010B	07/19-07/21/05	HFC351AR
		Dilution Factor: 1		Analysis Time..: 13:35	Analyst ID.....: 002260	
		Instrument ID..: I5				
Iron	ND	1000	ug/L	SW846 6010B	07/19-07/21/05	HFC351AT
		Dilution Factor: 1		Analysis Time..: 13:35	Analyst ID.....: 002260	
		Instrument ID..: I5				
Magnesium	**19100**	**1000**	**ug/L**	**SW846 6010B**	**07/19-07/21/05**	**HFC351AU**
		Dilution Factor: 1		Analysis Time..: 13:35	Analyst ID.....: 002260	
		Instrument ID..: I5				
Manganese	ND	100	ug/L	SW846 6010B	07/19-07/21/05	HFC351AV
		Dilution Factor: 1		Analysis Time..: 13:35	Analyst ID.....: 002260	
		Instrument ID..: I5				
Nickel	ND	20.0	ug/L	SW846 6010B	07/19-07/21/05	HFC351AW
		Dilution Factor: 1		Analysis Time..: 13:35	Analyst ID.....: 002260	
		Instrument ID..: I5				
Potassium	**703 B,J**	**5000**	**ug/L**	**SW846 6010B**	**07/19-07/21/05**	**HFC351AX**
		Dilution Factor: 1		Analysis Time..: 13:35	Analyst ID.....: 002260	
		Instrument ID..: I5				
Silver	ND	20.0	ug/L	SW846 6010B	07/19-07/21/05	HFC351A0
		Dilution Factor: 1		Analysis Time..: 13:35	Analyst ID.....: 002260	
		Instrument ID..: I5				
Sodium	**7670**	**1000**	**ug/L**	**SW846 6010B**	**07/19-07/21/05**	**HFC351A1**
		Dilution Factor: 1		Analysis Time..: 13:35	Analyst ID.....: 002260	
		Instrument ID..: I5				
Vanadium	ND	20.0	ug/L	SW846 6010B	07/19-07/21/05	HFC351A2
		Dilution Factor: 1		Analysis Time..: 13:35	Analyst ID.....: 002260	
		Instrument ID..: I5				

(Continued on next page)

SpecPro Inc

Client Sample ID: FWGBKGMW-005C-0048-gf

TOTAL Metals

Lot-Sample #...: A5G130131-016 **Matrix.....:** WG

PARAMETER	RESULT	REPORTING LIMIT	UNITS	METHOD	PREPARATION-ANALYSIS DATE	WORK ORDER #
Zinc	ND	100	ug/L	SW846 6010B	07/19-07/21/05	HFC351AA
		Dilution Factor: 1		Analysis Time..: 13:35	Analyst ID.....: 002260	
		Instrument ID..: I5				
Mercury	ND	0.20	ug/L	SW846 7470A	07/19/05	HFC351AD
		Dilution Factor: 1		Analysis Time..: 15:43	Analyst ID.....: 001086	
		Instrument ID..: H1				
Thallium	ND	1.0	ug/L	SW846 6020	07/19-07/20/05	HFC351AC
		Dilution Factor: 1		Analysis Time..: 17:01	Analyst ID.....: 001637	
		Instrument ID..: I7				

NOTE(S):

B Estimated result. Result is less than RL.

J Method blank contamination. The associated method blank contains the target analyte at a reportable level.

SpecPro Inc

Client Sample ID: FWGBKGMW-006C-0049-gf

TOTAL Metals

Lot-Sample #...: A5G130131-018 **Matrix.....:** WG
Date Sampled...: 07/12/05 16:20 **Date Received..:** 07/13/05

PARAMETER	RESULT	REPORTING LIMIT	UNITS	METHOD	PREPARATION-ANALYSIS DATE	WORK ORDER #
Prep Batch #...: 5200018						
Aluminum	ND	200	ug/L	SW846 6010B	07/19-07/21/05	HFC4F1AH
		Dilution Factor: 1		Analysis Time..: 13:40	Analyst ID.....: 002260	
		Instrument ID..: I5				
Arsenic	ND	10.0	ug/L	SW846 6010B	07/19-07/21/05	HFC4F1AE
		Dilution Factor: 1		Analysis Time..: 13:40	Analyst ID.....: 002260	
		Instrument ID..: I5				
Lead	ND	10.0	ug/L	SW846 6010B	07/19-07/21/05	HFC4F1AF
		Dilution Factor: 1		Analysis Time..: 13:40	Analyst ID.....: 002260	
		Instrument ID..: I5				
Antimony	ND	100	ug/L	SW846 6010B	07/19-07/21/05	HFC4F1AJ
		Dilution Factor: 1		Analysis Time..: 13:40	Analyst ID.....: 002260	
		Instrument ID..: I5				
Barium	**25.0**	**10.0**	**ug/L**	**SW846 6010B**	**07/19-07/21/05**	**HFC4F1AK**
		Dilution Factor: 1		Analysis Time..: 13:40	Analyst ID.....: 002260	
		Instrument ID..: I5				
Selenium	ND	10.0	ug/L	SW846 6010B	07/19-07/21/05	HFC4F1AG
		Dilution Factor: 1		Analysis Time..: 13:40	Analyst ID.....: 002260	
		Instrument ID..: I5				
Beryllium	**0.32 B**	**10.0**	**ug/L**	**SW846 6010B**	**07/19-07/21/05**	**HFC4F1AL**
		Dilution Factor: 1		Analysis Time..: 13:40	Analyst ID.....: 002260	
		Instrument ID..: I5				
Cadmium	ND	10.0	ug/L	SW846 6010B	07/19-07/21/05	HFC4F1AM
		Dilution Factor: 1		Analysis Time..: 13:40	Analyst ID.....: 002260	
		Instrument ID..: I5				
Calcium	**70700**	**1000**	**ug/L**	**SW846 6010B**	**07/19-07/21/05**	**HFC4F1AN**
		Dilution Factor: 1		Analysis Time..: 13:40	Analyst ID.....: 002260	
		Instrument ID..: I5				
Chromium	ND	20.0	ug/L	SW846 6010B	07/19-07/21/05	HFC4F1AP
		Dilution Factor: 1		Analysis Time..: 13:40	Analyst ID.....: 002260	
		Instrument ID..: I5				

(Continued on next page)

SpecPro Inc

Client Sample ID: FWGBKGMW-006C-0049-gf

TOTAL Metals

Lot-Sample #...: A5G130131-018 **Matrix.....:** WG

PARAMETER	RESULT	REPORTING LIMIT	UNITS	METHOD	PREPARATION-ANALYSIS DATE	WORK ORDER #
Cobalt	ND	20.0	ug/L	SW846 6010B	07/19-07/21/05	HFC4F1AQ
		Dilution Factor: 1		Analysis Time..: 13:40	Analyst ID.....: 002260	
		Instrument ID..: I5				
Copper	ND	20.0	ug/L	SW846 6010B	07/19-07/21/05	HFC4F1AR
		Dilution Factor: 1		Analysis Time..: 13:40	Analyst ID.....: 002260	
		Instrument ID..: I5				
Iron	ND	1000	ug/L	SW846 6010B	07/19-07/21/05	HFC4F1AT
		Dilution Factor: 1		Analysis Time..: 13:40	Analyst ID.....: 002260	
		Instrument ID..: I5				
Magnesium	**20100**	**1000**	**ug/L**	**SW846 6010B**	**07/19-07/21/05**	**HFC4F1AU**
		Dilution Factor: 1		Analysis Time..: 13:40	Analyst ID.....: 002260	
		Instrument ID..: I5				
Manganese	**85.4 B**	**100**	**ug/L**	**SW846 6010B**	**07/19-07/21/05**	**HFC4F1AV**
		Dilution Factor: 1		Analysis Time..: 13:40	Analyst ID.....: 002260	
		Instrument ID..: I5				
Nickel	**2.0 B**	**20.0**	**ug/L**	**SW846 6010B**	**07/19-07/21/05**	**HFC4F1AW**
		Dilution Factor: 1		Analysis Time..: 13:40	Analyst ID.....: 002260	
		Instrument ID..: I5				
Potassium	**3070 B,J**	**5000**	**ug/L**	**SW846 6010B**	**07/19-07/21/05**	**HFC4F1AX**
		Dilution Factor: 1		Analysis Time..: 13:40	Analyst ID.....: 002260	
		Instrument ID..: I5				
Silver	ND	20.0	ug/L	SW846 6010B	07/19-07/21/05	HFC4F1A0
		Dilution Factor: 1		Analysis Time..: 13:40	Analyst ID.....: 002260	
		Instrument ID..: I5				
Sodium	**31700**	**1000**	**ug/L**	**SW846 6010B**	**07/19-07/21/05**	**HFC4F1A1**
		Dilution Factor: 1		Analysis Time..: 13:40	Analyst ID.....: 002260	
		Instrument ID..: I5				
Vanadium	ND	20.0	ug/L	SW846 6010B	07/19-07/21/05	HFC4F1A2
		Dilution Factor: 1		Analysis Time..: 13:40	Analyst ID.....: 002260	
		Instrument ID..: I5				

(Continued on next page)

SpecPro Inc

Client Sample ID: FWGBKGMW-006C-0049-gf

TOTAL Metals

Lot-Sample #...: A5G130131-018 **Matrix.....:** WG

PARAMETER	RESULT	REPORTING LIMIT	UNITS	METHOD	PREPARATION-ANALYSIS DATE	WORK ORDER #
Zinc	ND	100	ug/L	SW846 6010B	07/19-07/21/05	HFC4F1AA
		Dilution Factor: 1		Analysis Time..: 13:40	Analyst ID.....: 002260	
		Instrument ID..: I5				
Mercury	ND	0.20	ug/L	SW846 7470A	07/19/05	HFC4F1AD
		Dilution Factor: 1		Analysis Time..: 15:52	Analyst ID.....: 001086	
		Instrument ID..: H1				
Thallium	ND	1.0	ug/L	SW846 6020	07/19-07/20/05	HFC4F1AC
		Dilution Factor: 1		Analysis Time..: 17:04	Analyst ID.....: 001637	
		Instrument ID..: I7				

NOTE(S):

B Estimated result. Result is less than RL.

J Method blank contamination. The associated method blank contains the target analyte at a reportable level.

SpecPro Inc

Client Sample ID: FWGBKGMW-013C-0053-gf

TOTAL Metals

Lot-Sample #...: A5G130131-020 **Matrix.....:** WG
Date Sampled...: 07/12/05 15:10 **Date Received..:** 07/13/05

PARAMETER	RESULT	REPORTING LIMIT	UNITS	METHOD	PREPARATION-ANALYSIS DATE	WORK ORDER #
Prep Batch #...: 5200018						
Aluminum	ND	200	ug/L	SW846 6010B	07/19-07/21/05	HFC4W1AH
		Dilution Factor: 1		Analysis Time..: 13:46	Analyst ID.....: 002260	
		Instrument ID..: I5				
Arsenic	**8.4 B**	**10.0**	**ug/L**	**SW846 6010B**	**07/19-07/21/05**	**HFC4W1AE**
		Dilution Factor: 1		Analysis Time..: 13:46	Analyst ID.....: 002260	
		Instrument ID..: I5				
Lead	ND	10.0	ug/L	SW846 6010B	07/19-07/21/05	HFC4W1AF
		Dilution Factor: 1		Analysis Time..: 13:46	Analyst ID.....: 002260	
		Instrument ID..: I5				
Antimony	ND	100	ug/L	SW846 6010B	07/19-07/21/05	HFC4W1AJ
		Dilution Factor: 1		Analysis Time..: 13:46	Analyst ID.....: 002260	
		Instrument ID..: I5				
Barium	**75.9**	**10.0**	**ug/L**	**SW846 6010B**	**07/19-07/21/05**	**HFC4W1AK**
		Dilution Factor: 1		Analysis Time..: 13:46	Analyst ID.....: 002260	
		Instrument ID..: I5				
Selenium	ND	10.0	ug/L	SW846 6010B	07/19-07/21/05	HFC4W1AG
		Dilution Factor: 1		Analysis Time..: 13:46	Analyst ID.....: 002260	
		Instrument ID..: I5				
Beryllium	**0.30 B**	**10.0**	**ug/L**	**SW846 6010B**	**07/19-07/21/05**	**HFC4W1AL**
		Dilution Factor: 1		Analysis Time..: 13:46	Analyst ID.....: 002260	
		Instrument ID..: I5				
Cadmium	ND	10.0	ug/L	SW846 6010B	07/19-07/21/05	HFC4W1AM
		Dilution Factor: 1		Analysis Time..: 13:46	Analyst ID.....: 002260	
		Instrument ID..: I5				
Calcium	**69700**	**1000**	**ug/L**	**SW846 6010B**	**07/19-07/21/05**	**HFC4W1AN**
		Dilution Factor: 1		Analysis Time..: 13:46	Analyst ID.....: 002260	
		Instrument ID..: I5				
Chromium	ND	20.0	ug/L	SW846 6010B	07/19-07/21/05	HFC4W1AP
		Dilution Factor: 1		Analysis Time..: 13:46	Analyst ID.....: 002260	
		Instrument ID..: I5				

(Continued on next page)

SpecPro Inc

Client Sample ID: FWGBKGMW-013C-0053-gf

TOTAL Metals

Lot-Sample #...: A5G130131-020 **Matrix.....:** WG

PARAMETER	RESULT	REPORTING LIMIT	UNITS	METHOD	PREPARATION-ANALYSIS DATE	WORK ORDER #
Cobalt	ND	20.0	ug/L	SW846 6010B	07/19-07/21/05	HFC4W1AQ
		Dilution Factor: 1		Analysis Time..: 13:46	Analyst ID.....: 002260	
		Instrument ID..: I5				
Copper	ND	20.0	ug/L	SW846 6010B	07/19-07/21/05	HFC4W1AR
		Dilution Factor: 1		Analysis Time..: 13:46	Analyst ID.....: 002260	
		Instrument ID..: I5				
Iron	**844 B**	**1000**	**ug/L**	**SW846 6010B**	**07/19-07/21/05**	**HFC4W1AT**
		Dilution Factor: 1		Analysis Time..: 13:46	Analyst ID.....: 002260	
		Instrument ID..: I5				
Magnesium	**22900**	**1000**	**ug/L**	**SW846 6010B**	**07/19-07/21/05**	**HFC4W1AU**
		Dilution Factor: 1		Analysis Time..: 13:46	Analyst ID.....: 002260	
		Instrument ID..: I5				
Manganese	**380**	**100**	**ug/L**	**SW846 6010B**	**07/19-07/21/05**	**HFC4W1AV**
		Dilution Factor: 1		Analysis Time..: 13:46	Analyst ID.....: 002260	
		Instrument ID..: I5				
Nickel	ND	20.0	ug/L	SW846 6010B	07/19-07/21/05	HFC4W1AW
		Dilution Factor: 1		Analysis Time..: 13:46	Analyst ID.....: 002260	
		Instrument ID..: I5				
Potassium	**1590 B,J**	**5000**	**ug/L**	**SW846 6010B**	**07/19-07/21/05**	**HFC4W1AX**
		Dilution Factor: 1		Analysis Time..: 13:46	Analyst ID.....: 002260	
		Instrument ID..: I5				
Silver	ND	20.0	ug/L	SW846 6010B	07/19-07/21/05	HFC4W1A0
		Dilution Factor: 1		Analysis Time..: 13:46	Analyst ID.....: 002260	
		Instrument ID..: I5				
Sodium	**10900**	**1000**	**ug/L**	**SW846 6010B**	**07/19-07/21/05**	**HFC4W1A1**
		Dilution Factor: 1		Analysis Time..: 13:46	Analyst ID.....: 002260	
		Instrument ID..: I5				
Vanadium	ND	20.0	ug/L	SW846 6010B	07/19-07/21/05	HFC4W1A2
		Dilution Factor: 1		Analysis Time..: 13:46	Analyst ID.....: 002260	
		Instrument ID..: I5				

(Continued on next page)

SpecPro Inc

Client Sample ID: FWGBKGMW-013C-0053-gf

TOTAL Metals

Lot-Sample #...: A5G130131-020 **Matrix.....:** WG

PARAMETER	RESULT	REPORTING LIMIT	UNITS	METHOD	PREPARATION-ANALYSIS DATE	WORK ORDER #
Zinc	ND	100	ug/L	SW846 6010B	07/19-07/21/05	HFC4W1AA
		Dilution Factor: 1		Analysis Time..: 13:46	Analyst ID.....: 002260	
		Instrument ID..: I5				
Mercury	ND	0.20	ug/L	SW846 7470A	07/19/05	HFC4W1AD
		Dilution Factor: 1		Analysis Time..: 15:54	Analyst ID.....: 001086	
		Instrument ID..: H1				
Thallium	ND	1.0	ug/L	SW846 6020	07/19-07/20/05	HFC4W1AC
		Dilution Factor: 1		Analysis Time..: 17:08	Analyst ID.....: 001637	
		Instrument ID..: I7				

NOTE(S):

B Estimated result. Result is less than RL.

J Method blank contamination. The associated method blank contains the target analyte at a reportable level.

SpecPro Inc

Client Sample ID: FWGLL2MW-262C-0065-gf

TOTAL Metals

Lot-Sample #...: A5G130131-022 **Matrix.....:** WG
Date Sampled...: 07/11/05 17:00 **Date Received..:** 07/13/05

PARAMETER	RESULT	REPORTING LIMIT	UNITS	METHOD	PREPARATION-ANALYSIS DATE	WORK ORDER #
Prep Batch #...: 5200018						
Aluminum	ND	200	ug/L	SW846 6010B	07/19-07/21/05	HFC431AH
		Dilution Factor: 1		Analysis Time..: 13:50	Analyst ID.....: 002260	
		Instrument ID..: I5				
Arsenic	ND	10.0	ug/L	SW846 6010B	07/19-07/21/05	HFC431AE
		Dilution Factor: 1		Analysis Time..: 13:50	Analyst ID.....: 002260	
		Instrument ID..: I5				
Lead	ND	10.0	ug/L	SW846 6010B	07/19-07/21/05	HFC431AF
		Dilution Factor: 1		Analysis Time..: 13:50	Analyst ID.....: 002260	
		Instrument ID..: I5				
Antimony	ND	100	ug/L	SW846 6010B	07/19-07/21/05	HFC431AJ
		Dilution Factor: 1		Analysis Time..: 13:50	Analyst ID.....: 002260	
		Instrument ID..: I5				
Barium	**14.4**	**10.0**	**ug/L**	**SW846 6010B**	**07/19-07/21/05**	**HFC431AK**
		Dilution Factor: 1		Analysis Time..: 13:50	Analyst ID.....: 002260	
		Instrument ID..: I5				
Selenium	ND	10.0	ug/L	SW846 6010B	07/19-07/21/05	HFC431AG
		Dilution Factor: 1		Analysis Time..: 13:50	Analyst ID.....: 002260	
		Instrument ID..: I5				
Beryllium	**0.32 B**	**10.0**	**ug/L**	**SW846 6010B**	**07/19-07/21/05**	**HFC431AL**
		Dilution Factor: 1		Analysis Time..: 13:50	Analyst ID.....: 002260	
		Instrument ID..: I5				
Cadmium	ND	10.0	ug/L	SW846 6010B	07/19-07/21/05	HFC431AM
		Dilution Factor: 1		Analysis Time..: 13:50	Analyst ID.....: 002260	
		Instrument ID..: I5				
Calcium	**42000**	**1000**	**ug/L**	**SW846 6010B**	**07/19-07/21/05**	**HFC431AN**
		Dilution Factor: 1		Analysis Time..: 13:50	Analyst ID.....: 002260	
		Instrument ID..: I5				
Chromium	ND	20.0	ug/L	SW846 6010B	07/19-07/21/05	HFC431AP
		Dilution Factor: 1		Analysis Time..: 13:50	Analyst ID.....: 002260	
		Instrument ID..: I5				

(Continued on next page)

SpecPro Inc

Client Sample ID: FWGLL2MW-262C-0065-gf

TOTAL Metals

Lot-Sample #...: A5G130131-022 **Matrix.....:** WG

PARAMETER	RESULT	REPORTING LIMIT	UNITS	METHOD	PREPARATION-ANALYSIS DATE	WORK ORDER #
Cobalt	**2.4 B**	**20.0**	**ug/L**	**SW846 6010B**	**07/19-07/21/05**	**HFC431AQ**
		Dilution Factor: 1		Analysis Time..: 13:50	Analyst ID.....: 002260	
		Instrument ID..: I5				
Copper	ND	20.0	ug/L	SW846 6010B	07/19-07/21/05	HFC431AR
		Dilution Factor: 1		Analysis Time..: 13:50	Analyst ID.....: 002260	
		Instrument ID..: I5				
Iron	ND	1000	ug/L	SW846 6010B	07/19-07/21/05	HFC431AT
		Dilution Factor: 1		Analysis Time..: 13:50	Analyst ID.....: 002260	
		Instrument ID..: I5				
Magnesium	**30900**	**1000**	**ug/L**	**SW846 6010B**	**07/19-07/21/05**	**HFC431AU**
		Dilution Factor: 1		Analysis Time..: 13:50	Analyst ID.....: 002260	
		Instrument ID..: I5				
Manganese	**284**	**100**	**ug/L**	**SW846 6010B**	**07/19-07/21/05**	**HFC431AV**
		Dilution Factor: 1		Analysis Time..: 13:50	Analyst ID.....: 002260	
		Instrument ID..: I5				
Nickel	**14.5 B**	**20.0**	**ug/L**	**SW846 6010B**	**07/19-07/21/05**	**HFC431AW**
		Dilution Factor: 1		Analysis Time..: 13:50	Analyst ID.....: 002260	
		Instrument ID..: I5				
Potassium	**1760 B,J**	**5000**	**ug/L**	**SW846 6010B**	**07/19-07/21/05**	**HFC431AX**
		Dilution Factor: 1		Analysis Time..: 13:50	Analyst ID.....: 002260	
		Instrument ID..: I5				
Silver	ND	20.0	ug/L	SW846 6010B	07/19-07/21/05	HFC431A0
		Dilution Factor: 1		Analysis Time..: 13:50	Analyst ID.....: 002260	
		Instrument ID..: I5				
Sodium	**8950**	**1000**	**ug/L**	**SW846 6010B**	**07/19-07/21/05**	**HFC431A1**
		Dilution Factor: 1		Analysis Time..: 13:50	Analyst ID.....: 002260	
		Instrument ID..: I5				
Vanadium	ND	20.0	ug/L	SW846 6010B	07/19-07/21/05	HFC431A2
		Dilution Factor: 1		Analysis Time..: 13:50	Analyst ID.....: 002260	
		Instrument ID..: I5				

(Continued on next page)

SpecPro Inc

Client Sample ID: FWGLL2MW-262C-0065-gf

TOTAL Metals

Lot-Sample #...: A5G130131-022 **Matrix.....:** WG

PARAMETER	RESULT	REPORTING LIMIT	UNITS	METHOD	PREPARATION-ANALYSIS DATE	WORK ORDER #
Zinc	ND	100	ug/L	SW846 6010B	07/19-07/21/05	HFC431AA
		Dilution Factor: 1		Analysis Time..: 13:50	Analyst ID.....: 002260	
		Instrument ID..: I5				
Mercury	ND	0.20	ug/L	SW846 7470A	07/19/05	HFC431AD
		Dilution Factor: 1		Analysis Time..: 15:51	Analyst ID.....: 001086	
		Instrument ID..: H1				
Thallium	ND	1.0	ug/L	SW846 6020	07/19-07/20/05	HFC431AC
		Dilution Factor: 1		Analysis Time..: 17:12	Analyst ID.....: 001637	
		Instrument ID..: I7				

NOTE(S):

B Estimated result. Result is less than RL.

J Method blank contamination. The associated method blank contains the target analyte at a reportable level.

METHOD BLANK REPORT

TOTAL Metals

Client Lot #...: A5G130131 **Matrix.....:** WATER

PARAMETER	RESULT	REPORTING LIMIT	UNITS	METHOD	PREPARATION-ANALYSIS DATE	WORK ORDER #
MB Lot-Sample #: A5G190000-018 **Prep Batch #...:** 5200018						
Aluminum	ND	200	ug/L	SW846 6010B	07/19-07/21/05	HFQFD1AH
		Dilution Factor: 1				
		Analysis Time..: 11:33	Analyst ID.....: 002260		Instrument ID..: I5	
Arsenic	ND	10.0	ug/L	SW846 6010B	07/19-07/21/05	HFQFD1AE
		Dilution Factor: 1				
		Analysis Time..: 11:33	Analyst ID.....: 002260		Instrument ID..: I5	
Antimony	ND	100	ug/L	SW846 6010B	07/19-07/21/05	HFQFD1AJ
		Dilution Factor: 1				
		Analysis Time..: 11:33	Analyst ID.....: 002260		Instrument ID..: I5	
Lead	ND	10.0	ug/L	SW846 6010B	07/19-07/21/05	HFQFD1AF
		Dilution Factor: 1				
		Analysis Time..: 11:33	Analyst ID.....: 002260		Instrument ID..: I5	
Barium	ND	10.0	ug/L	SW846 6010B	07/19-07/21/05	HFQFD1AK
		Dilution Factor: 1				
		Analysis Time..: 11:33	Analyst ID.....: 002260		Instrument ID..: I5	
Selenium	ND	10.0	ug/L	SW846 6010B	07/19-07/21/05	HFQFD1AG
		Dilution Factor: 1				
		Analysis Time..: 11:33	Analyst ID.....: 002260		Instrument ID..: I5	
Beryllium	ND	10.0	ug/L	SW846 6010B	07/19-07/21/05	HFQFD1AL
		Dilution Factor: 1				
		Analysis Time..: 11:33	Analyst ID.....: 002260		Instrument ID..: I5	
Cadmium	ND	10.0	ug/L	SW846 6010B	07/19-07/21/05	HFQFD1AM
		Dilution Factor: 1				
		Analysis Time..: 11:33	Analyst ID.....: 002260		Instrument ID..: I5	
Calcium	ND	1000	ug/L	SW846 6010B	07/19-07/21/05	HFQFD1AN
		Dilution Factor: 1				
		Analysis Time..: 11:33	Analyst ID.....: 002260		Instrument ID..: I5	
Chromium	ND	20.0	ug/L	SW846 6010B	07/19-07/21/05	HFQFD1AP
		Dilution Factor: 1				
		Analysis Time..: 11:33	Analyst ID.....: 002260		Instrument ID..: I5	
Cobalt	ND	20.0	ug/L	SW846 6010B	07/19-07/21/05	HFQFD1AQ
		Dilution Factor: 1				
		Analysis Time..: 11:33	Analyst ID.....: 002260		Instrument ID..: I5	

(Continued on next page)

METHOD BLANK REPORT

TOTAL Metals

Client Lot #...: A5G130131 **Matrix.....:** WATER

PARAMETER	RESULT	REPORTING LIMIT	UNITS	METHOD	PREPARATION-ANALYSIS DATE	WORK ORDER #
Copper	ND	20.0	ug/L	SW846 6010B	07/19-07/21/05	HFQFD1AR
		Dilution Factor: 1				
		Analysis Time..: 11:33	Analyst ID.....: 002260		Instrument ID..: I5	
Iron	ND	1000	ug/L	SW846 6010B	07/19-07/21/05	HFQFD1AT
		Dilution Factor: 1				
		Analysis Time..: 11:33	Analyst ID.....: 002260		Instrument ID..: I5	
Magnesium	ND	1000	ug/L	SW846 6010B	07/19-07/21/05	HFQFD1AU
		Dilution Factor: 1				
		Analysis Time..: 11:33	Analyst ID.....: 002260		Instrument ID..: I5	
Manganese	ND	100	ug/L	SW846 6010B	07/19-07/21/05	HFQFD1AV
		Dilution Factor: 1				
		Analysis Time..: 11:33	Analyst ID.....: 002260		Instrument ID..: I5	
Nickel	ND	20.0	ug/L	SW846 6010B	07/19-07/21/05	HFQFD1AW
		Dilution Factor: 1				
		Analysis Time..: 11:33	Analyst ID.....: 002260		Instrument ID..: I5	
Potassium	**148 B**	**5000**	**ug/L**	**SW846 6010B**	**07/19-07/21/05**	**HFQFD1AX**
		Dilution Factor: 1				
		Analysis Time..: 11:33	Analyst ID.....: 002260		Instrument ID..: I5	
Silver	ND	20.0	ug/L	SW846 6010B	07/19-07/21/05	HFQFD1A0
		Dilution Factor: 1				
		Analysis Time..: 11:33	Analyst ID.....: 002260		Instrument ID..: I5	
Sodium	ND	1000	ug/L	SW846 6010B	07/19-07/21/05	HFQFD1A1
		Dilution Factor: 1				
		Analysis Time..: 11:33	Analyst ID.....: 002260		Instrument ID..: I5	
Vanadium	ND	20.0	ug/L	SW846 6010B	07/19-07/21/05	HFQFD1A2
		Dilution Factor: 1				
		Analysis Time..: 11:33	Analyst ID.....: 002260		Instrument ID..: I5	
Zinc	ND	100	ug/L	SW846 6010B	07/19-07/21/05	HFQFD1AA
		Dilution Factor: 1				
		Analysis Time..: 11:33	Analyst ID.....: 002260		Instrument ID..: I5	
Mercury	ND	0.20	ug/L	SW846 7470A	07/19/05	HFQFD1AD
		Dilution Factor: 1				
		Analysis Time..: 15:18	Analyst ID.....: 001086		Instrument ID..: H1	
Thallium	ND	1.0	ug/L	SW846 6020	07/19-07/20/05	HFQFD1AC
		Dilution Factor: 1				
		Analysis Time..: 14:15	Analyst ID.....: 001637		Instrument ID..: I7	

(Continued on next page)

METHOD BLANK REPORT

TOTAL Metals

Client Lot #...: A5G130131 **Matrix.....:** WATER

NOTE(S):

Calculations are performed before rounding to avoid round-off errors in calculated results.

B Estimated result. Result is less than RL.

LABORATORY CONTROL SAMPLE EVALUATION REPORT

TOTAL Metals

Client Lot #...: A5G130131 **Matrix.....:** WATER

PARAMETER	PERCENT RECOVERY	RECOVERY LIMITS	METHOD	PREPARATION-ANALYSIS DATE	WORK ORDER #
LCS Lot-Sample#: A5G190000-018 **Prep Batch #...:** 5200018					
Arsenic	102	(80 - 120)	SW846 6010B	07/19-07/21/05	HFQFD1A6
		Dilution Factor: 1	Analysis Time..: 11:38	Analyst ID.....: 002260	
		Instrument ID..: I5			
Aluminum	105	(80 - 120)	SW846 6010B	07/19-07/21/05	HFQFD1A9
		Dilution Factor: 1	Analysis Time..: 11:38	Analyst ID.....: 002260	
		Instrument ID..: I5			
Lead	98	(80 - 120)	SW846 6010B	07/19-07/21/05	HFQFD1A7
		Dilution Factor: 1	Analysis Time..: 11:38	Analyst ID.....: 002260	
		Instrument ID..: I5			
Antimony	106	(80 - 120)	SW846 6010B	07/19-07/21/05	HFQFD1CA
		Dilution Factor: 1	Analysis Time..: 11:38	Analyst ID.....: 002260	
		Instrument ID..: I5			
Selenium	105	(80 - 120)	SW846 6010B	07/19-07/21/05	HFQFD1A8
		Dilution Factor: 1	Analysis Time..: 11:38	Analyst ID.....: 002260	
		Instrument ID..: I5			
Barium	100	(80 - 120)	SW846 6010B	07/19-07/21/05	HFQFD1CC
		Dilution Factor: 1	Analysis Time..: 11:38	Analyst ID.....: 002260	
		Instrument ID..: I5			
Beryllium	102	(80 - 120)	SW846 6010B	07/19-07/21/05	HFQFD1CD
		Dilution Factor: 1	Analysis Time..: 11:38	Analyst ID.....: 002260	
		Instrument ID..: I5			
Cadmium	99	(80 - 120)	SW846 6010B	07/19-07/21/05	HFQFD1CE
		Dilution Factor: 1	Analysis Time..: 11:38	Analyst ID.....: 002260	
		Instrument ID..: I5			
Calcium	99	(80 - 120)	SW846 6010B	07/19-07/21/05	HFQFD1CF
		Dilution Factor: 1	Analysis Time..: 11:38	Analyst ID.....: 002260	
		Instrument ID..: I5			
Chromium	98	(80 - 120)	SW846 6010B	07/19-07/21/05	HFQFD1CG
		Dilution Factor: 1	Analysis Time..: 11:38	Analyst ID.....: 002260	
		Instrument ID..: I5			

(Continued on next page)

LABORATORY CONTROL SAMPLE EVALUATION REPORT

TOTAL Metals

Client Lot #...: A5G130131 **Matrix.....:** WATER

PARAMETER	PERCENT RECOVERY	RECOVERY LIMITS	METHOD	PREPARATION-ANALYSIS DATE	WORK ORDER #
Cobalt	96	(80 - 120)	SW846 6010B	07/19-07/21/05	HFQFD1CH
	Dilution Factor: 1	Analysis Time..: 11:38	Analyst ID.....: 002260		
	Instrument ID..: I5				
Copper	102	(80 - 120)	SW846 6010B	07/19-07/21/05	HFQFD1CJ
	Dilution Factor: 1	Analysis Time..: 11:38	Analyst ID.....: 002260		
	Instrument ID..: I5				
Iron	107	(77 - 127)	SW846 6010B	07/19-07/21/05	HFQFD1CK
	Dilution Factor: 1	Analysis Time..: 11:38	Analyst ID.....: 002260		
	Instrument ID..: I5				
Magnesium	99	(80 - 120)	SW846 6010B	07/19-07/21/05	HFQFD1CL
	Dilution Factor: 1	Analysis Time..: 11:38	Analyst ID.....: 002260		
	Instrument ID..: I5				
Manganese	99	(80 - 120)	SW846 6010B	07/19-07/21/05	HFQFD1CM
	Dilution Factor: 1	Analysis Time..: 11:38	Analyst ID.....: 002260		
	Instrument ID..: I5				
Nickel	97	(80 - 120)	SW846 6010B	07/19-07/21/05	HFQFD1CN
	Dilution Factor: 1	Analysis Time..: 11:38	Analyst ID.....: 002260		
	Instrument ID..: I5				
Potassium	100	(80 - 120)	SW846 6010B	07/19-07/21/05	HFQFD1CP
	Dilution Factor: 1	Analysis Time..: 11:38	Analyst ID.....: 002260		
	Instrument ID..: I5				
Silver	110	(80 - 120)	SW846 6010B	07/19-07/21/05	HFQFD1CQ
	Dilution Factor: 1	Analysis Time..: 11:38	Analyst ID.....: 002260		
	Instrument ID..: I5				
Sodium	98	(80 - 120)	SW846 6010B	07/19-07/21/05	HFQFD1CR
	Dilution Factor: 1	Analysis Time..: 11:38	Analyst ID.....: 002260		
	Instrument ID..: I5				
Vanadium	99	(80 - 120)	SW846 6010B	07/19-07/21/05	HFQFD1CT
	Dilution Factor: 1	Analysis Time..: 11:38	Analyst ID.....: 002260		
	Instrument ID..: I5				
Zinc	100	(80 - 120)	SW846 6010B	07/19-07/21/05	HFQFD1A3
	Dilution Factor: 1	Analysis Time..: 11:38	Analyst ID.....: 002260		
	Instrument ID..: I5				

(Continued on next page)

LABORATORY CONTROL SAMPLE EVALUATION REPORT

TOTAL Metals

Client Lot #...: A5G130131 **Matrix.....:** WATER

PARAMETER	PERCENT RECOVERY	RECOVERY LIMITS	METHOD	PREPARATION-ANALYSIS DATE	WORK ORDER #
Thallium	94	(69 - 114)	SW846 6020	07/19-07/20/05	HFQFD1A4
	Dilution Factor: 1	Analysis Time..: 14:19	Analyst ID.....: 001637		
	Instrument ID..: I7				
Mercury	102	(82 - 131)	SW846 7470A	07/19/05	HFQFD1A5
	Dilution Factor: 1	Analysis Time..: 15:19	Analyst ID.....: 001086		
	Instrument ID..: H1				

NOTE(S):

Calculations are performed before rounding to avoid round-off errors in calculated results.

LABORATORY CONTROL SAMPLE DATA REPORT

TOTAL Metals

Client Lot #...: A5G130131 **Matrix.....:** WATER

PARAMETER	SPIKE AMOUNT	MEASURED AMOUNT	UNITS	PERCNT RECVRY	METHOD	PREPARATION-ANALYSIS DATE	WORK ORDER #
LCS Lot-Sample#: A5G190000-018 **Prep Batch #...:** 5200018							
Arsenic	2000	2040	ug/L	102	SW846 6010B	07/19-07/21/05	HFQFD1A6
			Dilution Factor: 1		Analysis Time..: 11:38	Analyst ID.....: 002260	
			Instrument ID..: I5				
Aluminum	2000	2110	ug/L	105	SW846 6010B	07/19-07/21/05	HFQFD1A9
			Dilution Factor: 1		Analysis Time..: 11:38	Analyst ID.....: 002260	
			Instrument ID..: I5				
Lead	500	488	ug/L	98	SW846 6010B	07/19-07/21/05	HFQFD1A7
			Dilution Factor: 1		Analysis Time..: 11:38	Analyst ID.....: 002260	
			Instrument ID..: I5				
Antimony	500	530	ug/L	106	SW846 6010B	07/19-07/21/05	HFQFD1CA
			Dilution Factor: 1		Analysis Time..: 11:38	Analyst ID.....: 002260	
			Instrument ID..: I5				
Selenium	2000	2090	ug/L	105	SW846 6010B	07/19-07/21/05	HFQFD1A8
			Dilution Factor: 1		Analysis Time..: 11:38	Analyst ID.....: 002260	
			Instrument ID..: I5				
Barium	2000	1990	ug/L	100	SW846 6010B	07/19-07/21/05	HFQFD1CC
			Dilution Factor: 1		Analysis Time..: 11:38	Analyst ID.....: 002260	
			Instrument ID..: I5				
Beryllium	50.0	51.2	ug/L	102	SW846 6010B	07/19-07/21/05	HFQFD1CD
			Dilution Factor: 1		Analysis Time..: 11:38	Analyst ID.....: 002260	
			Instrument ID..: I5				
Cadmium	50.0	49.3	ug/L	99	SW846 6010B	07/19-07/21/05	HFQFD1CE
			Dilution Factor: 1		Analysis Time..: 11:38	Analyst ID.....: 002260	
			Instrument ID..: I5				
Calcium	50000	49700	ug/L	99	SW846 6010B	07/19-07/21/05	HFQFD1CF
			Dilution Factor: 1		Analysis Time..: 11:38	Analyst ID.....: 002260	
			Instrument ID..: I5				
Chromium	200	195	ug/L	98	SW846 6010B	07/19-07/21/05	HFQFD1CG
			Dilution Factor: 1		Analysis Time..: 11:38	Analyst ID.....: 002260	
			Instrument ID..: I5				

(Continued on next page)

LABORATORY CONTROL SAMPLE DATA REPORT

TOTAL Metals

Client Lot #...: A5G130131 **Matrix.....:** WATER

PARAMETER	SPIKE AMOUNT	MEASURED AMOUNT	UNITS	PERCNT RECVRY	METHOD	PREPARATION-ANALYSIS DATE	WORK ORDER #
Cobalt	500	480	ug/L	96	SW846 6010B	07/19-07/21/05	HFQFD1CH
		Dilution Factor: 1		Analysis Time..: 11:38		Analyst ID.....: 002260	
		Instrument ID..: I5					
Copper	250	254	ug/L	102	SW846 6010B	07/19-07/21/05	HFQFD1CJ
		Dilution Factor: 1		Analysis Time..: 11:38		Analyst ID.....: 002260	
		Instrument ID..: I5					
Iron	1000	1070	ug/L	107	SW846 6010B	07/19-07/21/05	HFQFD1CK
		Dilution Factor: 1		Analysis Time..: 11:38		Analyst ID.....: 002260	
		Instrument ID..: I5					
Magnesium	50000	49300	ug/L	99	SW846 6010B	07/19-07/21/05	HFQFD1CL
		Dilution Factor: 1		Analysis Time..: 11:38		Analyst ID.....: 002260	
		Instrument ID..: I5					
Manganese	500	497	ug/L	99	SW846 6010B	07/19-07/21/05	HFQFD1CM
		Dilution Factor: 1		Analysis Time..: 11:38		Analyst ID.....: 002260	
		Instrument ID..: I5					
Nickel	500	483	ug/L	97	SW846 6010B	07/19-07/21/05	HFQFD1CN
		Dilution Factor: 1		Analysis Time..: 11:38		Analyst ID.....: 002260	
		Instrument ID..: I5					
Potassium	50000	49900	ug/L	100	SW846 6010B	07/19-07/21/05	HFQFD1CP
		Dilution Factor: 1		Analysis Time..: 11:38		Analyst ID.....: 002260	
		Instrument ID..: I5					
Silver	50.0	54.8	ug/L	110	SW846 6010B	07/19-07/21/05	HFQFD1CQ
		Dilution Factor: 1		Analysis Time..: 11:38		Analyst ID.....: 002260	
		Instrument ID..: I5					
Sodium	50000	48900	ug/L	98	SW846 6010B	07/19-07/21/05	HFQFD1CR
		Dilution Factor: 1		Analysis Time..: 11:38		Analyst ID.....: 002260	
		Instrument ID..: I5					
Vanadium	500	495	ug/L	99	SW846 6010B	07/19-07/21/05	HFQFD1CT
		Dilution Factor: 1		Analysis Time..: 11:38		Analyst ID.....: 002260	
		Instrument ID..: I5					
Zinc	500	502	ug/L	100	SW846 6010B	07/19-07/21/05	HFQFD1A3
		Dilution Factor: 1		Analysis Time..: 11:38		Analyst ID.....: 002260	
		Instrument ID..: I5					

(Continued on next page)

LABORATORY CONTROL SAMPLE DATA REPORT

TOTAL Metals

Client Lot #...: A5G130131 **Matrix.....:** WATER

PARAMETER	SPIKE AMOUNT	MEASURED AMOUNT	UNITS	PERCNT RECVRY	METHOD	PREPARATION-ANALYSIS DATE	WORK ORDER #
Thallium	100	93.7	ug/L	94	SW846 6020	07/19-07/20/05	HFQFD1A4
			Dilution Factor: 1		Analysis Time..: 14:19	Analyst ID.....: 001637	
			Instrument ID..: I7				
Mercury	5.0	5.1	ug/L	102	SW846 7470A	07/19/05	HFQFD1A5
			Dilution Factor: 1		Analysis Time..: 15:19	Analyst ID.....: 001086	
			Instrument ID..: H1				

NOTE(S):

Calculations are performed before rounding to avoid round-off errors in calculated results.

MATRIX SPIKE SAMPLE EVALUATION REPORT

TOTAL Metals

Client Lot #...: A5G130131 **Matrix.....:** WG
Date Sampled...: 07/12/05 10:32 **Date Received..:** 07/13/05

PARAMETER	PERCENT RECOVERY	RECOVERY LIMITS	METHOD	PREPARATION-ANALYSIS DATE	WORK ORDER #
MS Lot-Sample #: A5G130131-006 **Prep Batch #...:** 5200018					
Aluminum	114	(75 - 125)	SW846 6010B	07/19-07/21/05	HFC191AX
		Dilution Factor: 1	Analysis Time..: 12:43	Instrument ID..: I5	
		Analyst ID.....: 002260			
Arsenic	110	(75 - 125)	SW846 6010B	07/19-07/21/05	HFC191AM
		Dilution Factor: 1	Analysis Time..: 12:43	Instrument ID..: I5	
		Analyst ID.....: 002260			
Antimony	114	(75 - 125)	SW846 6010B	07/19-07/21/05	HFC191A2
		Dilution Factor: 1	Analysis Time..: 12:43	Instrument ID..: I5	
		Analyst ID.....: 002260			
Lead	103	(75 - 125)	SW846 6010B	07/19-07/21/05	HFC191AQ
		Dilution Factor: 1	Analysis Time..: 12:43	Instrument ID..: I5	
		Analyst ID.....: 002260			
Barium	107	(75 - 125)	SW846 6010B	07/19-07/21/05	HFC191A5
		Dilution Factor: 1	Analysis Time..: 12:43	Instrument ID..: I5	
		Analyst ID.....: 002260			
Selenium	112	(75 - 125)	SW846 6010B	07/19-07/21/05	HFC191AU
		Dilution Factor: 1	Analysis Time..: 12:43	Instrument ID..: I5	
		Analyst ID.....: 002260			
Beryllium	110	(75 - 125)	SW846 6010B	07/19-07/21/05	HFC191A8
		Dilution Factor: 1	Analysis Time..: 12:43	Instrument ID..: I5	
		Analyst ID.....: 002260			
Cadmium	105	(75 - 125)	SW846 6010B	07/19-07/21/05	HFC191CC
		Dilution Factor: 1	Analysis Time..: 12:43	Instrument ID..: I5	
		Analyst ID.....: 002260			
Calcium	106	(75 - 125)	SW846 6010B	07/19-07/21/05	HFC191CF
		Dilution Factor: 1	Analysis Time..: 12:43	Instrument ID..: I5	
		Analyst ID.....: 002260			
Chromium	104	(75 - 125)	SW846 6010B	07/19-07/21/05	HFC191CJ
		Dilution Factor: 1	Analysis Time..: 12:43	Instrument ID..: I5	
		Analyst ID.....: 002260			

(Continued on next page)

MATRIX SPIKE SAMPLE EVALUATION REPORT

TOTAL Metals

Client Lot #...: A5G130131 **Matrix.....:** WG
Date Sampled...: 07/12/05 10:32 **Date Received..:** 07/13/05

PARAMETER	PERCENT RECOVERY	RECOVERY LIMITS	METHOD	PREPARATION-ANALYSIS DATE	WORK ORDER #
Cobalt	103	(75 - 125)	SW846 6010B	07/19-07/21/05	HFC191CM
		Dilution Factor: 1	Analysis Time..: 12:43	Instrument ID..: I5	
		Analyst ID.....: 002260			
Copper	110	(75 - 125)	SW846 6010B	07/19-07/21/05	HFC191CQ
		Dilution Factor: 1	Analysis Time..: 12:43	Instrument ID..: I5	
		Analyst ID.....: 002260			
Iron	115	(75 - 125)	SW846 6010B	07/19-07/21/05	HFC191CU
		Dilution Factor: 1	Analysis Time..: 12:43	Instrument ID..: I5	
		Analyst ID.....: 002260			
Magnesium	106	(75 - 125)	SW846 6010B	07/19-07/21/05	HFC191CX
		Dilution Factor: 1	Analysis Time..: 12:43	Instrument ID..: I5	
		Analyst ID.....: 002260			
Manganese	106	(75 - 125)	SW846 6010B	07/19-07/21/05	HFC191C2
		Dilution Factor: 1	Analysis Time..: 12:43	Instrument ID..: I5	
		Analyst ID.....: 002260			
Nickel	106	(75 - 125)	SW846 6010B	07/19-07/21/05	HFC191C5
		Dilution Factor: 1	Analysis Time..: 12:43	Instrument ID..: I5	
		Analyst ID.....: 002260			
Potassium	107	(75 - 125)	SW846 6010B	07/19-07/21/05	HFC191C8
		Dilution Factor: 1	Analysis Time..: 12:43	Instrument ID..: I5	
		Analyst ID.....: 002260			
Silver	117	(75 - 125)	SW846 6010B	07/19-07/21/05	HFC191DC
		Dilution Factor: 1	Analysis Time..: 12:43	Instrument ID..: I5	
		Analyst ID.....: 002260			
Sodium	104	(75 - 125)	SW846 6010B	07/19-07/21/05	HFC191DF
		Dilution Factor: 1	Analysis Time..: 12:43	Instrument ID..: I5	
		Analyst ID.....: 002260			
Vanadium	104	(75 - 125)	SW846 6010B	07/19-07/21/05	HFC191DJ
		Dilution Factor: 1	Analysis Time..: 12:43	Instrument ID..: I5	
		Analyst ID.....: 002260			
Zinc	107	(75 - 125)	SW846 6010B	07/19-07/21/05	HFC191AC
		Dilution Factor: 1	Analysis Time..: 12:43	Instrument ID..: I5	
		Analyst ID.....: 002260			

(Continued on next page)

MATRIX SPIKE SAMPLE EVALUATION REPORT

TOTAL Metals

Client Lot #...: A5G130131 **Matrix.....:** WG
Date Sampled...: 07/12/05 10:32 **Date Received..:** 07/13/05

PARAMETER	PERCENT RECOVERY	RECOVERY LIMITS	METHOD	PREPARATION-ANALYSIS DATE	WORK ORDER #
Mercury	111	(68 - 149)	SW846 7470A	07/19/05	HFC191AJ
		Dilution Factor: 1	Analysis Time..: 15:34		Instrument ID..: H1
		Analyst ID.....: 001086			
Thallium	96	(70 - 130)	SW846 6020	07/19-07/20/05	HFC191AF
		Dilution Factor: 1	Analysis Time..: 16:17		Instrument ID..: I7
		Analyst ID.....: 001637			

NOTE(S):

Calculations are performed before rounding to avoid round-off errors in calculated results.

MATRIX SPIKE SAMPLE DATA REPORT

TOTAL Metals

Client Lot #...: A5G130131 **Matrix.....:** WG
Date Sampled...: 07/12/05 10:32 **Date Received..:** 07/13/05

PARAMETER	SAMPLE AMOUNT	SPIKE AMT	MEASURED AMOUNT	UNITS	PERCENT RECOVERY	METHOD	PREPARATION-ANALYSIS DATE	WORK ORDER #
MS Lot-Sample #: A5G130131-006 **Prep Batch #...:** 5200018								
Aluminum	ND	2000	2280	ug/L	114	SW846 6010B	07/19-07/21/05	HFC191AX
			Dilution Factor: 1		Analysis Time..: 12:43		Instrument ID..: I5	
			Analyst ID.....: 002260					
Arsenic	ND	2000	2200	ug/L	110	SW846 6010B	07/19-07/21/05	HFC191AM
			Dilution Factor: 1		Analysis Time..: 12:43		Instrument ID..: I5	
			Analyst ID.....: 002260					
Antimony	ND	500	572	ug/L	114	SW846 6010B	07/19-07/21/05	HFC191A2
			Dilution Factor: 1		Analysis Time..: 12:43		Instrument ID..: I5	
			Analyst ID.....: 002260					
Lead	ND	500	516	ug/L	103	SW846 6010B	07/19-07/21/05	HFC191AQ
			Dilution Factor: 1		Analysis Time..: 12:43		Instrument ID..: I5	
			Analyst ID.....: 002260					
Barium	21.5	2000	2160	ug/L	107	SW846 6010B	07/19-07/21/05	HFC191A5
			Dilution Factor: 1		Analysis Time..: 12:43		Instrument ID..: I5	
			Analyst ID.....: 002260					
Selenium	ND	2000	2240	ug/L	112	SW846 6010B	07/19-07/21/05	HFC191AU
			Dilution Factor: 1		Analysis Time..: 12:43		Instrument ID..: I5	
			Analyst ID.....: 002260					
Beryllium	ND	50.0	55.0	ug/L	110	SW846 6010B	07/19-07/21/05	HFC191A8
			Dilution Factor: 1		Analysis Time..: 12:43		Instrument ID..: I5	
			Analyst ID.....: 002260					
Cadmium	ND	50.0	52.6	ug/L	105	SW846 6010B	07/19-07/21/05	HFC191CC
			Dilution Factor: 1		Analysis Time..: 12:43		Instrument ID..: I5	
			Analyst ID.....: 002260					
Calcium	61100	50000	114000	ug/L	106	SW846 6010B	07/19-07/21/05	HFC191CF
			Dilution Factor: 1		Analysis Time..: 12:43		Instrument ID..: I5	
			Analyst ID.....: 002260					
Chromium	ND	200	207	ug/L	104	SW846 6010B	07/19-07/21/05	HFC191CJ
			Dilution Factor: 1		Analysis Time..: 12:43		Instrument ID..: I5	
			Analyst ID.....: 002260					

(Continued on next page)

MATRIX SPIKE SAMPLE DATA REPORT

TOTAL Metals

Client Lot #...: A5G130131 **Matrix.....:** WG
Date Sampled...: 07/12/05 10:32 **Date Received..:** 07/13/05

PARAMETER	SAMPLE AMOUNT	SPIKE AMT	MEASURED AMOUNT	UNITS	PERCENT RECOVERY	METHOD	PREPARATION-ANALYSIS DATE	WORK ORDER #
Cobalt	ND	500	513	ug/L	103	SW846 6010B	07/19-07/21/05	HFC191CM
			Dilution Factor: 1		Analysis Time..: 12:43		Instrument ID..: I5	
			Analyst ID.....: 002260					
Copper	ND	250	274	ug/L	110	SW846 6010B	07/19-07/21/05	HFC191CQ
			Dilution Factor: 1		Analysis Time..: 12:43		Instrument ID..: I5	
			Analyst ID.....: 002260					
Iron	ND	1000	1150	ug/L	115	SW846 6010B	07/19-07/21/05	HFC191CU
			Dilution Factor: 1		Analysis Time..: 12:43		Instrument ID..: I5	
			Analyst ID.....: 002260					
Magnesium	6080	50000	58900	ug/L	106	SW846 6010B	07/19-07/21/05	HFC191CX
			Dilution Factor: 1		Analysis Time..: 12:43		Instrument ID..: I5	
			Analyst ID.....: 002260					
Manganese	119	500	652	ug/L	106	SW846 6010B	07/19-07/21/05	HFC191C2
			Dilution Factor: 1		Analysis Time..: 12:43		Instrument ID..: I5	
			Analyst ID.....: 002260					
Nickel	ND	500	528	ug/L	106	SW846 6010B	07/19-07/21/05	HFC191C5
			Dilution Factor: 1		Analysis Time..: 12:43		Instrument ID..: I5	
			Analyst ID.....: 002260					
Potassium	854	50000	54200	ug/L	107	SW846 6010B	07/19-07/21/05	HFC191C8
			Dilution Factor: 1		Analysis Time..: 12:43		Instrument ID..: I5	
			Analyst ID.....: 002260					
Silver	ND	50.0	58.6	ug/L	117	SW846 6010B	07/19-07/21/05	HFC191DC
			Dilution Factor: 1		Analysis Time..: 12:43		Instrument ID..: I5	
			Analyst ID.....: 002260					
Sodium	1370	50000	53400	ug/L	104	SW846 6010B	07/19-07/21/05	HFC191DF
			Dilution Factor: 1		Analysis Time..: 12:43		Instrument ID..: I5	
			Analyst ID.....: 002260					
Vanadium	ND	500	522	ug/L	104	SW846 6010B	07/19-07/21/05	HFC191DJ
			Dilution Factor: 1		Analysis Time..: 12:43		Instrument ID..: I5	
			Analyst ID.....: 002260					
Zinc	ND	500	536	ug/L	107	SW846 6010B	07/19-07/21/05	HFC191AC
			Dilution Factor: 1		Analysis Time..: 12:43		Instrument ID..: I5	
			Analyst ID.....: 002260					

(Continued on next page)

MATRIX SPIKE SAMPLE DATA REPORT

TOTAL Metals

Client Lot #...: A5G130131 **Matrix.....:** WG
Date Sampled...: 07/12/05 10:32 **Date Received..:** 07/13/05

PARAMETER	SAMPLE AMOUNT	SPIKE AMT	MEASURED AMOUNT	UNITS	PERCENT RECOVERY	METHOD	PREPARATION-ANALYSIS DATE	WORK ORDER #
Mercury	ND	1.0	1.1	ug/L	111	SW846 7470A	07/19/05	HFC191AJ
			Dilution Factor: 1		Analysis Time..: 15:34		Instrument ID..: H1	
			Analyst ID.....: 001086					
Thallium	ND	100	95.6	ug/L	96	SW846 6020	07/19-07/20/05	HFC191AF
			Dilution Factor: 1		Analysis Time..: 16:17		Instrument ID..: I7	
			Analyst ID.....: 001637					

NOTE(S):

Calculations are performed before rounding to avoid round-off errors in calculated results.

SAMPLE DUPLICATE EVALUATION REPORT

Metals

Client Lot #...: A5G130131 **Work Order #...:** HFC19-SMP HFC19-DUP **Matrix.....:** WG

Date Sampled...: 07/12/05 10:32 **Date Received..:** 07/13/05

PARAM	RESULT	DUPLICATE RESULT	UNITS	RPD	RPD LIMIT	METHOD	PREPARATION-ANALYSIS DATE	PREP BATCH #
Aluminum						SD Lot-Sample #: A5G130131-006		
	ND	ND	ug/L	0	(0-20)	SW846 6010B	07/19-07/21/05	5200018
		Dilution Factor: 1				Analysis Time..: 12:43	Analyst ID.....: 002260	
		Instrument ID..: I5						
Arsenic						SD Lot-Sample #: A5G130131-006		
	ND	ND	ug/L	0	(0-20)	SW846 6010B	07/19-07/21/05	5200018
		Dilution Factor: 1				Analysis Time..: 12:43	Analyst ID.....: 002260	
		Instrument ID..: I5						
Lead						SD Lot-Sample #: A5G130131-006		
	ND	ND	ug/L	0	(0-20)	SW846 6010B	07/19-07/21/05	5200018
		Dilution Factor: 1				Analysis Time..: 12:43	Analyst ID.....: 002260	
		Instrument ID..: I5						
Antimony						SD Lot-Sample #: A5G130131-006		
	ND	ND	ug/L	0	(0-20)	SW846 6010B	07/19-07/21/05	5200018
		Dilution Factor: 1				Analysis Time..: 12:43	Analyst ID.....: 002260	
		Instrument ID..: I5						
Barium						SD Lot-Sample #: A5G130131-006		
	21.5	22.0	ug/L	2.1	(0-20)	SW846 6010B	07/19-07/21/05	5200018
		Dilution Factor: 1				Analysis Time..: 12:43	Analyst ID.....: 002260	
		Instrument ID..: I5						
Selenium						SD Lot-Sample #: A5G130131-006		
	ND	ND	ug/L	0	(0-20)	SW846 6010B	07/19-07/21/05	5200018
		Dilution Factor: 1				Analysis Time..: 12:43	Analyst ID.....: 002260	
		Instrument ID..: I5						
Beryllium						SD Lot-Sample #: A5G130131-006		
	ND	ND	ug/L	0	(0-20)	SW846 6010B	07/19-07/21/05	5200018
		Dilution Factor: 1				Analysis Time..: 12:43	Analyst ID.....: 002260	
		Instrument ID..: I5						
Cadmium						SD Lot-Sample #: A5G130131-006		
	ND	ND	ug/L	0	(0-20)	SW846 6010B	07/19-07/21/05	5200018
		Dilution Factor: 1				Analysis Time..: 12:43	Analyst ID.....: 002260	
		Instrument ID..: I5						
Calcium						SD Lot-Sample #: A5G130131-006		
	61100	62600	ug/L	2.4	(0-20)	SW846 6010B	07/19-07/21/05	5200018
		Dilution Factor: 1				Analysis Time..: 12:43	Analyst ID.....: 002260	
		Instrument ID..: I5						

(Continued on next page)

SAMPLE DUPLICATE EVALUATION REPORT

Metals

Lot-Sample #...: A5G130131-000 **Work Order #...:** HFC19-SMP HFC19-DUP **Matrix.....:** WG

PARAM	RESULT	DUPLICATE RESULT	UNITS	RPD	RPD LIMIT	METHOD	PREPARATION-ANALYSIS DATE	PREP BATCH #
Chromium						SD Lot-Sample #: A5G130131-006		
	ND	ND	ug/L	0	(0-20)	SW846 6010B	07/19-07/21/05	5200018
		Dilution Factor: 1				Analysis Time..: 12:43	Analyst ID.....: 002260	
		Instrument ID..: I5						
Cobalt						SD Lot-Sample #: A5G130131-006		
	ND	ND	ug/L	0	(0-20)	SW846 6010B	07/19-07/21/05	5200018
		Dilution Factor: 1				Analysis Time..: 12:43	Analyst ID.....: 002260	
		Instrument ID..: I5						
Copper						SD Lot-Sample #: A5G130131-006		
	ND	ND	ug/L	0	(0-20)	SW846 6010B	07/19-07/21/05	5200018
		Dilution Factor: 1				Analysis Time..: 12:43	Analyst ID.....: 002260	
		Instrument ID..: I5						
Iron						SD Lot-Sample #: A5G130131-006		
	ND	ND	ug/L	0	(0-20)	SW846 6010B	07/19-07/21/05	5200018
		Dilution Factor: 1				Analysis Time..: 12:43	Analyst ID.....: 002260	
		Instrument ID..: I5						
Magnesium						SD Lot-Sample #: A5G130131-006		
	6080	6220	ug/L	2.2	(0-20)	SW846 6010B	07/19-07/21/05	5200018
		Dilution Factor: 1				Analysis Time..: 12:43	Analyst ID.....: 002260	
		Instrument ID..: I5						
Manganese						SD Lot-Sample #: A5G130131-006		
	119	122	ug/L	2.4	(0-20)	SW846 6010B	07/19-07/21/05	5200018
		Dilution Factor: 1				Analysis Time..: 12:43	Analyst ID.....: 002260	
		Instrument ID..: I5						
Nickel						SD Lot-Sample #: A5G130131-006		
	ND	ND	ug/L	0	(0-20)	SW846 6010B	07/19-07/21/05	5200018
		Dilution Factor: 1				Analysis Time..: 12:43	Analyst ID.....: 002260	
		Instrument ID..: I5						
Potassium						SD Lot-Sample #: A5G130131-006		
	854 B,J	868 B	ug/L	1.6	(0-20)	SW846 6010B	07/19-07/21/05	5200018
		Dilution Factor: 1				Analysis Time..: 12:43	Analyst ID.....: 002260	
		Instrument ID..: I5						
Silver						SD Lot-Sample #: A5G130131-006		
	ND	ND	ug/L	0	(0-20)	SW846 6010B	07/19-07/21/05	5200018
		Dilution Factor: 1				Analysis Time..: 12:43	Analyst ID.....: 002260	
		Instrument ID..: I5						

(Continued on next page)

SAMPLE DUPLICATE EVALUATION REPORT

Metals

Lot-Sample #...: A5G130131-000 **Work Order #...:** HFC19-SMP HFC19-DUP **Matrix.....:** WG

PARAM	RESULT	DUPLICATE RESULT	UNITS	RPD	RPD LIMIT	METHOD	PREPARATION-ANALYSIS DATE	PREP BATCH #
Sodium						SD Lot-Sample #: A5G130131-006		
	1370	1430	ug/L	4.4	(0-20)	SW846 6010B	07/19-07/21/05	5200018
		Dilution Factor: 1				Analysis Time..: 12:43	Analyst ID.....: 002260	
		Instrument ID..: I5						
Vanadium						SD Lot-Sample #: A5G130131-006		
	ND	ND	ug/L	0	(0-20)	SW846 6010B	07/19-07/21/05	5200018
		Dilution Factor: 1				Analysis Time..: 12:43	Analyst ID.....: 002260	
		Instrument ID..: I5						
Zinc						SD Lot-Sample #: A5G130131-006		
	ND	ND	ug/L	0	(0-20)	SW846 6010B	07/19-07/21/05	5200018
		Dilution Factor: 1				Analysis Time..: 12:43	Analyst ID.....: 002260	
		Instrument ID..: I5						
Mercury						SD Lot-Sample #: A5G130131-006		
	ND	ND	ug/L	0	(0-20)	SW846 7470A	07/19/05	5200018
		Dilution Factor: 1				Analysis Time..: 15:34	Analyst ID.....: 001086	
		Instrument ID..: H1						
Thallium						SD Lot-Sample #: A5G130131-006		
	ND	ND	ug/L	0	(0-20)	SW846 6020	07/19-07/20/05	5200018
		Dilution Factor: 1				Analysis Time..: 16:17	Analyst ID.....: 001637	
		Instrument ID..: I7						

NOTE(S):

Calculations are performed before rounding to avoid round-off errors in calculated results.

B Estimated result. Result is less than RL.

J Method blank contamination. The associated method blank contains the target analyte at a reportable level.

GENERAL CHEMISTRY DATA

SpecPro Inc

Client Sample ID: FWGLL2MW-059C-0064-gw

General Chemistry

Lot-Sample #...: A5G130131-001 **Work Order #...:** HFC1K **Matrix.....:** WG
Date Sampled...: 07/12/05 15:00 **Date Received..:** 07/13/05

PARAMETER	RESULT	RL	UNITS	METHOD	PREPARATION-ANALYSIS DATE	PREP BATCH #
Cyanide, Total	ND	0.010	mg/L	SW846 9012A	07/19/05	5200181
	Dilution Factor: 1					
Nitrocellulose	**0.15 B,J**	**0.50**	**mg/L**	**MCAWW 353.2**	**07/23-07/26/05**	**5204063**
	Dilution Factor: 1					

NOTE(S):

RL Reporting Limit

B Estimated result. Result is less than RL.

J Method blank contamination. The associated method blank contains the target analyte at a reportable level.

SpecPro Inc

Client Sample ID: FWGLL2MW-262C-0084-gw

General Chemistry

Lot-Sample #...: A5G130131-003 **Work Order #...:** HFC1V **Matrix.....:** WG
Date Sampled...: 07/11/05 17:00 **Date Received..:** 07/13/05

PARAMETER	RESULT	RL	UNITS	METHOD	PREPARATION-ANALYSIS DATE	PREP BATCH #
Cyanide, Total	ND	0.010	mg/L	SW846 9012A	07/19/05	5200181
	Dilution Factor: 1					
Nitrocellulose	**0.14 B,J**	**0.50**	**mg/L**	**MCAWW 353.2**	**07/23-07/26/05**	**5204063**
	Dilution Factor: 1					

NOTE(S):

RL Reporting Limit

B Estimated result. Result is less than RL.

J Method blank contamination. The associated method blank contains the target analyte at a reportable level.

SpecPro Inc

Client Sample ID: FWGBKGMW-018C-0057-gw

General Chemistry

Lot-Sample #...: A5G130131-005 **Work Order #...:** HFC16 **Matrix.....:** WG
Date Sampled...: 07/12/05 10:32 **Date Received..:** 07/13/05

PARAMETER	RESULT	RL	UNITS	METHOD	PREPARATION-ANALYSIS DATE	PREP BATCH #
Cyanide, Total	ND	0.010	mg/L	SW846 9012A	07/19/05	5200181
	Dilution Factor: 1					
Nitrocellulose	**0.15 B,J**	**0.50**	**mg/L**	**MCAWW 353.2**	**07/23-07/26/05**	**5204063**
	Dilution Factor: 1					

NOTE(S):

RL Reporting Limit

B Estimated result. Result is less than RL.

J Method blank contamination. The associated method blank contains the target analyte at a reportable level.

SpecPro Inc

Client Sample ID: FWGBKGMW-015C-0054-gw

General Chemistry

Lot-Sample #...: A5G130131-007 **Work Order #...:** HFC2E **Matrix.....:** WG
Date Sampled...: 07/12/05 12:35 **Date Received..:** 07/13/05

PARAMETER	RESULT	RL	UNITS	METHOD	PREPARATION-ANALYSIS DATE	PREP BATCH #
Cyanide, Total	ND	0.010	mg/L	SW846 9012A	07/19/05	5200181
	Dilution Factor: 1					
Nitrocellulose	**0.13 B,J**	**0.50**	**mg/L**	**MCAWW 353.2**	**07/23-07/26/05**	**5204063**
	Dilution Factor: 1					

NOTE(S):

RL Reporting Limit

B Estimated result. Result is less than RL.

J Method blank contamination. The associated method blank contains the target analyte at a reportable level.

SpecPro Inc

Client Sample ID: FWGBKGMW-016C-0055-gw

General Chemistry

Lot-Sample #...: A5G130131-009 **Work Order #...:** HFC2J **Matrix.....:** WG
Date Sampled...: 07/12/05 11:45 **Date Received..:** 07/13/05

PARAMETER	RESULT	RL	UNITS	METHOD	PREPARATION-ANALYSIS DATE	PREP BATCH #
Cyanide, Total	ND	0.010	mg/L	SW846 9012A	07/19/05	5200181
	Dilution Factor: 1					
Nitrocellulose	**0.18 B,J**	**0.50**	**mg/L**	**MCAWW 353.2**	**07/23-07/26/05**	**5204063**
	Dilution Factor: 1					

NOTE(S):

RL Reporting Limit

B Estimated result. Result is less than RL.

J Method blank contamination. The associated method blank contains the target analyte at a reportable level.

SpecPro Inc

Client Sample ID: FWGBKGMW-019C-0058-gw

General Chemistry

Lot-Sample #...: A5G130131-011 **Work Order #...:** HFC2X **Matrix.....:** WG
Date Sampled...: 07/12/05 09:53 **Date Received..:** 07/13/05

PARAMETER	RESULT	RL	UNITS	METHOD	PREPARATION-ANALYSIS DATE	PREP BATCH #
Cyanide, Total	ND	0.010	mg/L	SW846 9012A	07/19/05	5200181
	Dilution Factor: 1					
Nitrocellulose	**0.14 B,J**	**0.50**	**mg/L**	**MCAWW 353.2**	**07/23-07/26/05**	**5204063**
	Dilution Factor: 1					

NOTE(S):

RL Reporting Limit

B Estimated result. Result is less than RL.

J Method blank contamination. The associated method blank contains the target analyte at a reportable level.

SpecPro Inc

Client Sample ID: FWGBKGMW-017C-0056-gw

General Chemistry

Lot-Sample #...: A5G130131-013 **Work Order #...:** HFC3F **Matrix.....:** WG
Date Sampled...: 07/12/05 10:20 **Date Received..:** 07/13/05

PARAMETER	RESULT	RL	UNITS	METHOD	PREPARATION-ANALYSIS DATE	PREP BATCH #
Cyanide, Total	ND	0.010	mg/L	SW846 9012A	07/19/05	5200181
	Dilution Factor: 1					
Nitrocellulose	**0.14 B,J**	**0.50**	**mg/L**	**MCAWW 353.2**	**07/23-07/26/05**	**5204063**
	Dilution Factor: 1					

NOTE(S):

RL Reporting Limit

B Estimated result. Result is less than RL.

J Method blank contamination. The associated method blank contains the target analyte at a reportable level.

SpecPro Inc

Client Sample ID: FWGBKGMW-005C-0048-gw

General Chemistry

Lot-Sample #...: A5G130131-015 **Work Order #...:** HFC3W **Matrix.....:** WG
Date Sampled...: 07/12/05 12:10 **Date Received..:** 07/13/05

PARAMETER	RESULT	RL	UNITS	METHOD	PREPARATION-ANALYSIS DATE	PREP BATCH #
Cyanide, Total	ND	0.010	mg/L	SW846 9012A	07/19/05	5200181
	Dilution Factor: 1					
Nitrocellulose	**0.23 B,J**	**0.50**	**mg/L**	**MCAWW 353.2**	**07/23-07/26/05**	**5204063**
	Dilution Factor: 1					

NOTE(S):

RL Reporting Limit

B Estimated result. Result is less than RL.

J Method blank contamination. The associated method blank contains the target analyte at a reportable level.

SpecPro Inc

Client Sample ID: FWGBKGMW-006C-0049-gw

General Chemistry

Lot-Sample #...: A5G130131-017 **Work Order #...:** HFC4A **Matrix.....:** WG
Date Sampled...: 07/12/05 16:20 **Date Received..:** 07/13/05

PARAMETER	RESULT	RL	UNITS	METHOD	PREPARATION-ANALYSIS DATE	PREP BATCH #
Cyanide, Total	ND	0.010	mg/L	SW846 9012A	07/19/05	5200181
	Dilution Factor: 1					
Nitrocellulose	**0.16 B,J**	**0.50**	**mg/L**	**MCAWW 353.2**	**07/23-07/26/05**	**5204063**
	Dilution Factor: 1					

NOTE(S):

RL Reporting Limit

B Estimated result. Result is less than RL.

J Method blank contamination. The associated method blank contains the target analyte at a reportable level.

SpecPro Inc

Client Sample ID: FWGBKGMW-013C-0053-gw

General Chemistry

Lot-Sample #...: A5G130131-019 **Work Order #...:** HFC4J **Matrix.....:** WG
Date Sampled...: 07/12/05 15:10 **Date Received..:** 07/13/05

PARAMETER	RESULT	RL	UNITS	METHOD	PREPARATION-ANALYSIS DATE	PREP BATCH #
Cyanide, Total	ND	0.010	mg/L	SW846 9012A	07/19/05	5200181
	Dilution Factor: 1					
Nitrocellulose	**0.24 B,J**	**0.50**	**mg/L**	**MCAWW 353.2**	**07/23-07/26/05**	**5204063**
	Dilution Factor: 1					

NOTE(S):

RL Reporting Limit

B Estimated result. Result is less than RL.

J Method blank contamination. The associated method blank contains the target analyte at a reportable level.

SpecPro Inc

Client Sample ID: FWGLL2MW-262C-0065-gw

General Chemistry

Lot-Sample #...: A5G130131-021 **Work Order #...:** HFC4X **Matrix.....:** WG
Date Sampled...: 07/11/05 17:00 **Date Received..:** 07/13/05

PARAMETER	RESULT	RL	UNITS	METHOD	PREPARATION-ANALYSIS DATE	PREP BATCH #
Cyanide, Total	ND	0.010	mg/L	SW846 9012A	07/19/05	5200181
	Dilution Factor: 1					
Nitrocellulose	**0.17 B,J**	**0.50**	**mg/L**	**MCAWW 353.2**	**07/23-07/26/05**	**5204063**
	Dilution Factor: 1					

NOTE(S):

RL Reporting Limit

B Estimated result. Result is less than RL.

J Method blank contamination. The associated method blank contains the target analyte at a reportable level.

METHOD BLANK REPORT

General Chemistry

Client Lot #...: A5G130131 **Matrix.....:** WATER

PARAMETER	RESULT	REPORTING LIMIT	UNITS	METHOD	PREPARATION-ANALYSIS DATE	PREP BATCH #
Cyanide, Total		Work Order #: HFQTX1AA		MB Lot-Sample #:	A5G190000-181	
	ND	0.010	mg/L	SW846 9012A	07/19/05	5200181
		Dilution Factor: 1				
Nitrocellulose		Work Order #: HF6G41AA		MB Lot-Sample #:	G5G230000-063	
	0.13 B	**0.50**	**mg/L**	**MCAWW 353.2**	**07/23-07/26/05**	**5204063**
		Dilution Factor: 1				

NOTE(S):

Calculations are performed before rounding to avoid round-off errors in calculated results.

B Estimated result. Result is less than RL.

LABORATORY CONTROL SAMPLE EVALUATION REPORT

General Chemistry

Client Lot #...: A5G130131 **Matrix.....:** WATER

PARAMETER	PERCENT RECOVERY	RECOVERY LIMITS	METHOD	PREPARATION-ANALYSIS DATE	PREP BATCH #
Cyanide, Total		Work Order #: HFQTX1AC	LCS Lot-Sample#: A5G190000-181		
	91	(69 - 118)	SW846 9012A	07/19/05	5200181
		Dilution Factor: 1			
Nitrocellulose		Work Order #: HF6G41AC	LCS Lot-Sample#: G5G230000-063		
	106	(56 - 111)	MCAWW 353.2	07/23-07/26/05	5204063
		Dilution Factor: 1			

NOTE(S):

Calculations are performed before rounding to avoid round-off errors in calculated results.

LABORATORY CONTROL SAMPLE DATA REPORT

General Chemistry

Client Lot #...: A5G130131 **Matrix.....:** WATER

PARAMETER	SPIKE AMOUNT	MEASURED AMOUNT	UNITS	PERCNT RECVRY	METHOD	PREPARATION-ANALYSIS DATE	PREP BATCH #
Cyanide, Total			Work Order #: HFQTX1AC		LCS Lot-Sample#: A5G190000-181		
	0.17	0.15	mg/L	91	SW846 9012A	07/19/05	5200181
			Dilution Factor: 1				
Nitrocellulose			Work Order #: HF6G41AC		LCS Lot-Sample#: G5G230000-063		
	2.0	2.1	mg/L	106	MCAWW 353.2	07/23-07/26/05	5204063
			Dilution Factor: 1				

NOTE(S):

Calculations are performed before rounding to avoid round-off errors in calculated results.

MATRIX SPIKE SAMPLE EVALUATION REPORT

General Chemistry

Client Lot #...: A5G130131 **Matrix.....:** WG
Date Sampled...: 07/12/05 10:32 **Date Received..:** 07/13/05

PARAMETER	PERCENT RECOVERY	RECOVERY LIMITS	RPD	RPD LIMITS	METHOD	PREPARATION-ANALYSIS DATE	PREP BATCH #
Cyanide, Total		WO#: HFC161AU-MS/HFC161AV-MSD				MS Lot-Sample #: A5G130131-005	
	92	(42 - 140)			SW846 9012A	07/19/05	5200181
	92	(42 - 140)	0.81	(0-20)	SW846 9012A	07/19/05	5200181
		Dilution Factor: 1					
Nitrocellulose		WO#: HFC161A2-MS/HFC161A3-MSD				MS Lot-Sample #: A5G130131-005	
	98	(56 - 111)			MCAWW 353.2	07/23-07/26/05	5204063
	104	(56 - 111)	5.5	(0-15)	MCAWW 353.2	07/23-07/26/05	5204063
		Dilution Factor: 1					

NOTE(S):

Calculations are performed before rounding to avoid round-off errors in calculated results.

MATRIX SPIKE SAMPLE DATA REPORT

General Chemistry

Client Lot #...: A5G130131 **Matrix.....:** WG
Date Sampled...: 07/12/05 10:32 **Date Received..:** 07/13/05

PARAMETER	SAMPLE AMOUNT	SPIKE AMT	MEASRD AMOUNT	UNITS	PERCNT RECVRY	RPD	METHOD	PREPARATION-ANALYSIS DATE	PREP BATCH #
Cyanide, Total			WO#: HFC161AU-MS/HFC161AV-MSD				MS Lot-Sample #: A5G130131-005		
	ND	0.040	0.037	mg/L	92		SW846 9012A	07/19/05	5200181
	ND	0.040	0.037	mg/L	92	0.81	SW846 9012A	07/19/05	5200181
			Dilution Factor: 1						
Nitrocellulose			WO#: HFC161A2-MS/HFC161A3-MSD				MS Lot-Sample #: A5G130131-005		
	0.15	2.0	2.1	mg/L	98		MCAWW 353.2	07/23-07/26/05	5204063
	0.15	2.0	2.2	mg/L	104	5.5	MCAWW 353.2	07/23-07/26/05	5204063
			Dilution Factor: 1						

NOTE(S):

Calculations are performed before rounding to avoid round-off errors in calculated results.

STL WEST SACRAMENTO DATA

SpecPro Inc

Client Sample ID: FWGLL2MW-059C-0064-gw

Trace Level Organic Compounds

Lot-Sample #...: A5G130131-001 **Work Order #...:** HFC1K1AK **Matrix.....:** WG
Date Sampled...: 07/12/05 15:00 **Date Received..:** 07/13/05
Prep Date.....: 07/14/05 **Analysis Date..:** 07/18/05
Prep Batch #...: 5195412
Dilution Factor: 1

PARAMETER	RESULT	DETECTION LIMIT	UNITS	METHOD
Nitroguanidine	ND	20	ug/L	NONE UV/HPLC per

SpecPro Inc

Client Sample ID: FWGLL2MW-059C-0064-gw

HPLC

Lot-Sample #...: A5G130131-001 **Work Order #...:** HFC1K1AH **Matrix.....:** WG
Date Sampled...: 07/12/05 15:00 **Date Received..:** 07/13/05
Prep Date.....: 07/18/05 **Analysis Date..:** 07/28/05
Prep Batch #...: 5199363
Dilution Factor: 1 **Method.....:** SW846 8330

PARAMETER	RESULT	REPORTING LIMIT	UNITS
2-Amino-4,6-dinitrotoluene	**0.91**	**0.10**	**ug/L**
4-Amino-2,6-dinitrotoluene	**0.87**	**0.10**	**ug/L**
1,3-Dinitrobenzene	**0.077 J**	**0.10**	**ug/L**
2,4-Dinitrotoluene	**0.47**	**0.10**	**ug/L**
2,6-Dinitrotoluene	ND	0.10	ug/L
HMX	**0.062 J**	**0.10**	**ug/L**
Nitrobenzene	ND	0.10	ug/L
2-Nitrotoluene	ND	0.50	ug/L
3-Nitrotoluene	ND	0.50	ug/L
4-Nitrotoluene	ND	0.50	ug/L
RDX	ND	0.10	ug/L
Tetryl	ND	0.10	ug/L
1,3,5-Trinitrobenzene	**2.2**	**0.10**	**ug/L**
2,4,6-Trinitrotoluene	**0.057 J**	**0.10**	**ug/L**

SURROGATE	PERCENT RECOVERY	RECOVERY LIMITS
3,4-Dinitrotoluene	117	(84 - 125)

NOTE(S):

J Estimated result. Result is less than RL.

SpecPro Inc

Client Sample ID: FWGLL2MW-059C-0064-gw

General Chemistry

Lot-Sample #...: A5G130131-001 **Work Order #...:** HFC1K **Matrix.....:** WG
Date Sampled...: 07/12/05 15:00 **Date Received..:** 07/13/05

PARAMETER	RESULT	RL	UNITS	METHOD	PREPARATION-ANALYSIS DATE	PREP BATCH #
Cyanide, Total	ND	0.010	mg/L	SW846 9012A	07/19/05	5200181
	Dilution Factor: 1					
Nitrocellulose	**0.15 B,J**	**0.50**	**mg/L**	**MCAWW 353.2**	**07/23-07/26/05**	**5204063**
	Dilution Factor: 1					

NOTE(S):

RL Reporting Limit

B Estimated result. Result is less than RL.

J Method blank contamination. The associated method blank contains the target analyte at a reportable level.

SpecPro Inc

Client Sample ID: FWGLL2MW-262C-0084-gw

Trace Level Organic Compounds

Lot-Sample #...: A5G130131-003 **Work Order #...:** HFC1V1AK **Matrix.....:** WG
Date Sampled...: 07/11/05 17:00 **Date Received..:** 07/13/05
Prep Date.....: 07/14/05 **Analysis Date..:** 07/18/05
Prep Batch #...: 5195412
Dilution Factor: 1

PARAMETER	RESULT	DETECTION LIMIT	UNITS	METHOD
Nitroguanidine	ND	20	ug/L	NONE UV/HPLC per

SpecPro Inc

Client Sample ID: FWGLL2MW-262C-0084-gw

HPLC

Lot-Sample #...: A5G130131-003 **Work Order #...:** HFC1V1AH **Matrix.....:** WG
Date Sampled...: 07/11/05 17:00 **Date Received..:** 07/13/05
Prep Date.....: 07/18/05 **Analysis Date..:** 07/28/05
Prep Batch #...: 5199363
Dilution Factor: 1 **Method.....:** SW846 8330

PARAMETER	RESULT	REPORTING LIMIT	UNITS
2-Amino-4,6-dinitrotoluene	ND	0.10	ug/L
4-Amino-2,6-dinitrotoluene	ND	0.10	ug/L
1,3-Dinitrobenzene	ND	0.10	ug/L
2,4-Dinitrotoluene	ND	0.10	ug/L
2,6-Dinitrotoluene	ND	0.10	ug/L
HMX	ND	0.10	ug/L
Nitrobenzene	ND	0.10	ug/L
2-Nitrotoluene	ND	0.50	ug/L
3-Nitrotoluene	ND	0.50	ug/L
4-Nitrotoluene	ND	0.50	ug/L
RDX	ND	0.10	ug/L
Tetryl	ND	0.10	ug/L
1,3,5-Trinitrobenzene	ND	0.10	ug/L
2,4,6-Trinitrotoluene	ND	0.10	ug/L

SURROGATE	PERCENT RECOVERY	RECOVERY LIMITS
3,4-Dinitrotoluene	115	(84 - 125)

SpecPro Inc

Client Sample ID: FWGLL2MW-262C-0084-gw

General Chemistry

Lot-Sample #...: A5G130131-003 **Work Order #...:** HFC1V **Matrix.....:** WG
Date Sampled...: 07/11/05 17:00 **Date Received..:** 07/13/05

PARAMETER	RESULT	RL	UNITS	METHOD	PREPARATION-ANALYSIS DATE	PREP BATCH #
Cyanide, Total	ND	0.010	mg/L	SW846 9012A	07/19/05	5200181
	Dilution Factor: 1					
Nitrocellulose	**0.14 B,J**	**0.50**	**mg/L**	**MCAWW 353.2**	**07/23-07/26/05**	**5204063**
	Dilution Factor: 1					

NOTE(S):

RL Reporting Limit

B Estimated result. Result is less than RL.

J Method blank contamination. The associated method blank contains the target analyte at a reportable level.

SpecPro Inc

Client Sample ID: FWGBKGMW-018C-0057-gw

Trace Level Organic Compounds

Lot-Sample #...: A5G130131-005 **Work Order #...:** HFC161A4 **Matrix.....:** WG
Date Sampled...: 07/12/05 10:32 **Date Received..:** 07/13/05
Prep Date.....: 07/14/05 **Analysis Date..:** 07/18/05
Prep Batch #...: 5195412
Dilution Factor: 1

PARAMETER	RESULT	DETECTION LIMIT	UNITS	METHOD
Nitroguanidine	ND	20	ug/L	NONE UV/HPLC per

SpecPro Inc

Client Sample ID: FWGBKGMW-018C-0057-gw

HPLC

Lot-Sample #...: A5G130131-005 **Work Order #...:** HFC161AW **Matrix.....:** WG
Date Sampled...: 07/12/05 10:32 **Date Received..:** 07/13/05
Prep Date.....: 07/18/05 **Analysis Date..:** 07/28/05
Prep Batch #...: 5199363
Dilution Factor: 1 **Method.....:** SW846 8330

PARAMETER	RESULT	REPORTING LIMIT	UNITS
2-Amino-4,6-dinitrotoluene	ND	0.10	ug/L
4-Amino-2,6-dinitrotoluene	ND	0.10	ug/L
1,3-Dinitrobenzene	ND	0.10	ug/L
2,4-Dinitrotoluene	ND	0.10	ug/L
2,6-Dinitrotoluene	ND	0.10	ug/L
HMX	ND	0.10	ug/L
Nitrobenzene	ND	0.10	ug/L
2-Nitrotoluene	ND	0.50	ug/L
3-Nitrotoluene	ND	0.50	ug/L
4-Nitrotoluene	ND	0.50	ug/L
RDX	ND	0.10	ug/L
Tetryl	ND	0.10	ug/L
1,3,5-Trinitrobenzene	ND	0.10	ug/L
2,4,6-Trinitrotoluene	ND	0.10	ug/L

SURROGATE	PERCENT RECOVERY	RECOVERY LIMITS
3,4-Dinitrotoluene	115	(84 - 125)

SpecPro Inc

Client Sample ID: FWGBKGMW-018C-0057-gw

General Chemistry

Lot-Sample #...: A5G130131-005 **Work Order #...:** HFC16 **Matrix.....:** WG
Date Sampled...: 07/12/05 10:32 **Date Received..:** 07/13/05

PARAMETER	RESULT	RL	UNITS	METHOD	PREPARATION-ANALYSIS DATE	PREP BATCH #
Cyanide, Total	ND	0.010	mg/L	SW846 9012A	07/19/05	5200181
	Dilution Factor: 1					
Nitrocellulose	**0.15 B,J**	**0.50**	**mg/L**	**MCAWW 353.2**	**07/23-07/26/05**	**5204063**
	Dilution Factor: 1					

NOTE(S):

RL Reporting Limit

B Estimated result. Result is less than RL.

J Method blank contamination. The associated method blank contains the target analyte at a reportable level.

SpecPro Inc

Client Sample ID: FWGBKGMW-015C-0054-gw

Trace Level Organic Compounds

Lot-Sample #...: A5G130131-007 **Work Order #...:** HFC2E1AK **Matrix.....:** WG
Date Sampled...: 07/12/05 12:35 **Date Received..:** 07/13/05
Prep Date.....: 07/14/05 **Analysis Date..:** 07/19/05
Prep Batch #...: 5195412
Dilution Factor: 1

PARAMETER	RESULT	DETECTION LIMIT	UNITS	METHOD
Nitroguanidine	ND	20	ug/L	NONE UV/HPLC per

SpecPro Inc

Client Sample ID: FWGBKGMW-015C-0054-gw

HPLC

Lot-Sample #...: A5G130131-007 **Work Order #...:** HFC2E1AH **Matrix.....:** WG
Date Sampled...: 07/12/05 12:35 **Date Received..:** 07/13/05
Prep Date.....: 07/18/05 **Analysis Date..:** 07/28/05
Prep Batch #...: 5199363
Dilution Factor: 1 **Method.....:** SW846 8330

PARAMETER	RESULT	REPORTING LIMIT	UNITS
2-Amino-4,6-dinitrotoluene	ND	0.10	ug/L
4-Amino-2,6-dinitrotoluene	ND	0.10	ug/L
1,3-Dinitrobenzene	ND	0.10	ug/L
2,4-Dinitrotoluene	ND	0.10	ug/L
2,6-Dinitrotoluene	ND	0.10	ug/L
HMX	ND	0.10	ug/L
Nitrobenzene	ND	0.10	ug/L
2-Nitrotoluene	ND	0.50	ug/L
3-Nitrotoluene	ND	0.50	ug/L
4-Nitrotoluene	ND	0.50	ug/L
RDX	ND	0.10	ug/L
Tetryl	ND	0.10	ug/L
1,3,5-Trinitrobenzene	ND	0.10	ug/L
2,4,6-Trinitrotoluene	ND	0.10	ug/L

SURROGATE	PERCENT RECOVERY	RECOVERY LIMITS
3,4-Dinitrotoluene	116	(84 - 125)

SpecPro Inc

Client Sample ID: FWGBKGMW-015C-0054-gw

General Chemistry

Lot-Sample #...: A5G130131-007 **Work Order #...:** HFC2E **Matrix.....:** WG
Date Sampled...: 07/12/05 12:35 **Date Received..:** 07/13/05

PARAMETER	RESULT	RL	UNITS	METHOD	PREPARATION-ANALYSIS DATE	PREP BATCH #
Cyanide, Total	ND	0.010	mg/L	SW846 9012A	07/19/05	5200181
	Dilution Factor: 1					
Nitrocellulose	**0.13 B,J**	**0.50**	**mg/L**	**MCAWW 353.2**	**07/23-07/26/05**	**5204063**
	Dilution Factor: 1					

NOTE(S):

RL Reporting Limit

B Estimated result. Result is less than RL.

J Method blank contamination. The associated method blank contains the target analyte at a reportable level.

SpecPro Inc

Client Sample ID: FWGBKGMW-016C-0055-gw

Trace Level Organic Compounds

Lot-Sample #...: A5G130131-009 **Work Order #...:** HFC2J1AK **Matrix.....:** WG
Date Sampled...: 07/12/05 11:45 **Date Received..:** 07/13/05
Prep Date.....: 07/14/05 **Analysis Date..:** 07/19/05
Prep Batch #...: 5195412
Dilution Factor: 1

PARAMETER	RESULT	DETECTION LIMIT	UNITS	METHOD
Nitroguanidine	ND	20	ug/L	NONE UV/HPLC per

SpecPro Inc

Client Sample ID: FWGBKGMW-016C-0055-gw

HPLC

Lot-Sample #...: A5G130131-009 **Work Order #...:** HFC2J1AH **Matrix.....:** WG
Date Sampled...: 07/12/05 11:45 **Date Received..:** 07/13/05
Prep Date.....: 07/18/05 **Analysis Date..:** 07/28/05
Prep Batch #...: 5199363
Dilution Factor: 1 **Method.....:** SW846 8330

PARAMETER	RESULT	REPORTING LIMIT	UNITS
2-Amino-4,6-dinitrotoluene	ND	0.10	ug/L
4-Amino-2,6-dinitrotoluene	ND	0.10	ug/L
1,3-Dinitrobenzene	ND	0.10	ug/L
2,4-Dinitrotoluene	ND	0.10	ug/L
2,6-Dinitrotoluene	ND	0.10	ug/L
HMX	ND	0.10	ug/L
Nitrobenzene	ND	0.10	ug/L
2-Nitrotoluene	ND	0.50	ug/L
3-Nitrotoluene	ND	0.50	ug/L
4-Nitrotoluene	ND	0.50	ug/L
RDX	ND	0.10	ug/L
Tetryl	**0.025 J**	**0.10**	**ug/L**
1,3,5-Trinitrobenzene	ND	0.10	ug/L
2,4,6-Trinitrotoluene	ND	0.10	ug/L

SURROGATE	PERCENT RECOVERY	RECOVERY LIMITS
3,4-Dinitrotoluene	120	(84 - 125)

NOTE(S):

J Estimated result. Result is less than RL.

SpecPro Inc

Client Sample ID: FWGBKGMW-016C-0055-gw

General Chemistry

Lot-Sample #...: A5G130131-009 **Work Order #...:** HFC2J **Matrix.....:** WG
Date Sampled...: 07/12/05 11:45 **Date Received..:** 07/13/05

PARAMETER	RESULT	RL	UNITS	METHOD	PREPARATION-ANALYSIS DATE	PREP BATCH #
Cyanide, Total	ND	0.010	mg/L	SW846 9012A	07/19/05	5200181
	Dilution Factor: 1					
Nitrocellulose	**0.18 B,J**	**0.50**	**mg/L**	**MCAWW 353.2**	**07/23-07/26/05**	**5204063**
	Dilution Factor: 1					

NOTE(S):

RL Reporting Limit

B Estimated result. Result is less than RL.

J Method blank contamination. The associated method blank contains the target analyte at a reportable level.

SpecPro Inc

Client Sample ID: FWGBKGMW-019C-0058-gw

Trace Level Organic Compounds

Lot-Sample #...: A5G130131-011 **Work Order #...:** HFC2X1AK **Matrix.....:** WG
Date Sampled...: 07/12/05 09:53 **Date Received..:** 07/13/05
Prep Date.....: 07/14/05 **Analysis Date..:** 07/19/05
Prep Batch #...: 5195412
Dilution Factor: 1

PARAMETER	RESULT	DETECTION LIMIT	UNITS	METHOD
Nitroguanidine	ND	20	ug/L	NONE UV/HPLC per

SpecPro Inc

Client Sample ID: FWGBKGMW-019C-0058-gw

HPLC

Lot-Sample #...: A5G130131-011 **Work Order #...:** HFC2X1AH **Matrix.....:** WG
Date Sampled...: 07/12/05 09:53 **Date Received..:** 07/13/05
Prep Date.....: 07/18/05 **Analysis Date..:** 07/28/05
Prep Batch #...: 5199363
Dilution Factor: 1 **Method.....:** SW846 8330

PARAMETER	RESULT	REPORTING LIMIT	UNITS
2-Amino-4,6-dinitrotoluene	ND	0.10	ug/L
4-Amino-2,6-dinitrotoluene	ND	0.10	ug/L
1,3-Dinitrobenzene	ND	0.10	ug/L
2,4-Dinitrotoluene	ND	0.10	ug/L
2,6-Dinitrotoluene	ND	0.10	ug/L
HMX	ND	0.10	ug/L
Nitrobenzene	ND	0.10	ug/L
2-Nitrotoluene	ND	0.50	ug/L
3-Nitrotoluene	ND	0.50	ug/L
4-Nitrotoluene	ND	0.50	ug/L
RDX	ND	0.10	ug/L
Tetryl	ND	0.10	ug/L
1,3,5-Trinitrobenzene	ND	0.10	ug/L
2,4,6-Trinitrotoluene	ND	0.10	ug/L

SURROGATE	PERCENT RECOVERY	RECOVERY LIMITS
3,4-Dinitrotoluene	119	(84 - 125)

SpecPro Inc

Client Sample ID: FWGBKGMW-019C-0058-gw

General Chemistry

Lot-Sample #...: A5G130131-011 **Work Order #...:** HFC2X **Matrix.....:** WG
Date Sampled...: 07/12/05 09:53 **Date Received..:** 07/13/05

PARAMETER	RESULT	RL	UNITS	METHOD	PREPARATION-ANALYSIS DATE	PREP BATCH #
Cyanide, Total	ND	0.010	mg/L	SW846 9012A	07/19/05	5200181
	Dilution Factor: 1					
Nitrocellulose	**0.14 B,J**	**0.50**	**mg/L**	**MCAWW 353.2**	**07/23-07/26/05**	**5204063**
	Dilution Factor: 1					

NOTE(S):

RL Reporting Limit

B Estimated result. Result is less than RL.

J Method blank contamination. The associated method blank contains the target analyte at a reportable level.

SpecPro Inc

Client Sample ID: FWGBKGMW-017C-0056-gw

Trace Level Organic Compounds

Lot-Sample #...: A5G130131-013 **Work Order #...:** HFC3F1AK **Matrix.....:** WG
Date Sampled...: 07/12/05 10:20 **Date Received..:** 07/13/05
Prep Date.....: 07/14/05 **Analysis Date..:** 07/19/05
Prep Batch #...: 5195412
Dilution Factor: 1

PARAMETER	RESULT	DETECTION LIMIT	UNITS	METHOD
Nitroguanidine	ND	20	ug/L	NONE UV/HPLC per

SpecPro Inc

Client Sample ID: FWGBKGMW-017C-0056-gw

HPLC

Lot-Sample #...: A5G130131-013 **Work Order #...:** HFC3F1AH **Matrix.....:** WG
Date Sampled...: 07/12/05 10:20 **Date Received..:** 07/13/05
Prep Date.....: 07/18/05 **Analysis Date..:** 07/28/05
Prep Batch #...: 5199363
Dilution Factor: 1 **Method.....:** SW846 8330

PARAMETER	RESULT	REPORTING LIMIT	UNITS
2-Amino-4,6-dinitrotoluene	ND	0.10	ug/L
4-Amino-2,6-dinitrotoluene	ND	0.10	ug/L
1,3-Dinitrobenzene	ND	0.10	ug/L
2,4-Dinitrotoluene	ND	0.10	ug/L
2,6-Dinitrotoluene	ND	0.10	ug/L
HMX	ND	0.10	ug/L
Nitrobenzene	ND	0.10	ug/L
2-Nitrotoluene	ND	0.50	ug/L
3-Nitrotoluene	ND	0.50	ug/L
4-Nitrotoluene	ND	0.50	ug/L
RDX	ND	0.10	ug/L
Tetryl	ND	0.10	ug/L
1,3,5-Trinitrobenzene	ND	0.10	ug/L
2,4,6-Trinitrotoluene	ND	0.10	ug/L

SURROGATE	PERCENT RECOVERY	RECOVERY LIMITS
3,4-Dinitrotoluene	116	(84 - 125)

SpecPro Inc

Client Sample ID: FWGBKGMW-017C-0056-gw

General Chemistry

Lot-Sample #...: A5G130131-013 **Work Order #...:** HFC3F **Matrix.....:** WG
Date Sampled...: 07/12/05 10:20 **Date Received..:** 07/13/05

PARAMETER	RESULT	RL	UNITS	METHOD	PREPARATION-ANALYSIS DATE	PREP BATCH #
Cyanide, Total	ND	0.010	mg/L	SW846 9012A	07/19/05	5200181
	Dilution Factor: 1					
Nitrocellulose	**0.14 B,J**	**0.50**	**mg/L**	**MCAWW 353.2**	**07/23-07/26/05**	**5204063**
	Dilution Factor: 1					

NOTE(S):

RL Reporting Limit

B Estimated result. Result is less than RL.

J Method blank contamination. The associated method blank contains the target analyte at a reportable level.

SpecPro Inc

Client Sample ID: FWGBKGMW-005C-0048-gw

Trace Level Organic Compounds

Lot-Sample #...: A5G130131-015 **Work Order #...:** HFC3W1AK **Matrix.....:** WG
Date Sampled...: 07/12/05 12:10 **Date Received..:** 07/13/05
Prep Date.....: 07/14/05 **Analysis Date..:** 07/19/05
Prep Batch #...: 5195412
Dilution Factor: 1

PARAMETER	RESULT	DETECTION LIMIT	UNITS	METHOD
Nitroguanidine	ND	20	ug/L	NONE UV/HPLC per

SpecPro Inc

Client Sample ID: FWGBKGMW-005C-0048-gw

HPLC

Lot-Sample #...: A5G130131-015 **Work Order #...:** HFC3W1AH **Matrix.....:** WG
Date Sampled...: 07/12/05 12:10 **Date Received..:** 07/13/05
Prep Date.....: 07/18/05 **Analysis Date..:** 07/28/05
Prep Batch #...: 5199363
Dilution Factor: 1 **Method.....:** SW846 8330

PARAMETER	RESULT	REPORTING LIMIT	UNITS
2-Amino-4,6-dinitrotoluene	ND	0.10	ug/L
4-Amino-2,6-dinitrotoluene	ND	0.10	ug/L
1,3-Dinitrobenzene	ND	0.10	ug/L
2,4-Dinitrotoluene	ND	0.10	ug/L
2,6-Dinitrotoluene	ND	0.10	ug/L
HMX	ND	0.10	ug/L
Nitrobenzene	ND	0.10	ug/L
2-Nitrotoluene	ND	0.50	ug/L
3-Nitrotoluene	ND	0.50	ug/L
4-Nitrotoluene	ND	0.50	ug/L
RDX	ND	0.10	ug/L
Tetryl	ND	0.10	ug/L
1,3,5-Trinitrobenzene	ND	0.10	ug/L
2,4,6-Trinitrotoluene	ND	0.10	ug/L

SURROGATE	PERCENT RECOVERY	RECOVERY LIMITS
3,4-Dinitrotoluene	112	(84 - 125)

SpecPro Inc

Client Sample ID: FWGBKGMW-005C-0048-gw

General Chemistry

Lot-Sample #...: A5G130131-015 **Work Order #...:** HFC3W **Matrix.....:** WG
Date Sampled...: 07/12/05 12:10 **Date Received..:** 07/13/05

PARAMETER	RESULT	RL	UNITS	METHOD	PREPARATION-ANALYSIS DATE	PREP BATCH #
Cyanide, Total	ND	0.010	mg/L	SW846 9012A	07/19/05	5200181
	Dilution Factor: 1					
Nitrocellulose	**0.23 B,J**	**0.50**	**mg/L**	**MCAWW 353.2**	**07/23-07/26/05**	**5204063**
	Dilution Factor: 1					

NOTE(S):

RL Reporting Limit

B Estimated result. Result is less than RL.

J Method blank contamination. The associated method blank contains the target analyte at a reportable level.

SpecPro Inc

Client Sample ID: FWGBKGMW-006C-0049-gw

Trace Level Organic Compounds

Lot-Sample #...: A5G130131-017 **Work Order #...:** HFC4A1AK **Matrix.....:** WG
Date Sampled...: 07/12/05 16:20 **Date Received..:** 07/13/05
Prep Date.....: 07/14/05 **Analysis Date..:** 07/19/05
Prep Batch #...: 5195412
Dilution Factor: 1

PARAMETER	RESULT	DETECTION LIMIT	UNITS	METHOD
Nitroguanidine	ND	20	ug/L	NONE UV/HPLC per

SpecPro Inc

Client Sample ID: FWGBKGMW-006C-0049-gw

HPLC

Lot-Sample #...: A5G130131-017 **Work Order #...:** HFC4A1AH **Matrix.....:** WG
Date Sampled...: 07/12/05 16:20 **Date Received..:** 07/13/05
Prep Date.....: 07/18/05 **Analysis Date..:** 07/28/05
Prep Batch #...: 5199363
Dilution Factor: 1 **Method.....:** SW846 8330

PARAMETER	RESULT	REPORTING LIMIT	UNITS
2-Amino-4,6-dinitrotoluene	ND	0.10	ug/L
4-Amino-2,6-dinitrotoluene	ND	0.10	ug/L
1,3-Dinitrobenzene	ND	0.10	ug/L
2,4-Dinitrotoluene	ND	0.10	ug/L
2,6-Dinitrotoluene	ND	0.10	ug/L
HMX	ND	0.10	ug/L
Nitrobenzene	ND	0.10	ug/L
2-Nitrotoluene	ND	0.50	ug/L
3-Nitrotoluene	ND	0.50	ug/L
4-Nitrotoluene	ND	0.50	ug/L
RDX	ND	0.10	ug/L
Tetryl	ND	0.10	ug/L
1,3,5-Trinitrobenzene	ND	0.10	ug/L
2,4,6-Trinitrotoluene	ND	0.10	ug/L

SURROGATE	PERCENT RECOVERY	RECOVERY LIMITS
3,4-Dinitrotoluene	116	(84 - 125)

SpecPro Inc

Client Sample ID: FWGBKGMW-006C-0049-gw

General Chemistry

Lot-Sample #...: A5G130131-017 **Work Order #...:** HFC4A **Matrix.....:** WG
Date Sampled...: 07/12/05 16:20 **Date Received..:** 07/13/05

PARAMETER	RESULT	RL	UNITS	METHOD	PREPARATION-ANALYSIS DATE	PREP BATCH #
Cyanide, Total	ND	0.010	mg/L	SW846 9012A	07/19/05	5200181
	Dilution Factor: 1					
Nitrocellulose	**0.16 B,J**	**0.50**	**mg/L**	**MCAWW 353.2**	**07/23-07/26/05**	**5204063**
	Dilution Factor: 1					

NOTE(S):

RL Reporting Limit

B Estimated result. Result is less than RL.

J Method blank contamination. The associated method blank contains the target analyte at a reportable level.

SpecPro Inc

Client Sample ID: FWGBKGMW-013C-0053-gw

Trace Level Organic Compounds

Lot-Sample #...: A5G130131-019 **Work Order #...:** HFC4J1AK **Matrix.....:** WG
Date Sampled...: 07/12/05 15:10 **Date Received..:** 07/13/05
Prep Date.....: 07/14/05 **Analysis Date..:** 07/19/05
Prep Batch #...: 5195412
Dilution Factor: 1

PARAMETER	RESULT	DETECTION LIMIT	UNITS	METHOD
Nitroguanidine	ND	20	ug/L	NONE UV/HPLC per

SpecPro Inc

Client Sample ID: FWGBKGMW-013C-0053-gw

HPLC

Lot-Sample #...: A5G130131-019 **Work Order #...:** HFC4J1AH **Matrix.....:** WG
Date Sampled...: 07/12/05 15:10 **Date Received..:** 07/13/05
Prep Date.....: 07/18/05 **Analysis Date..:** 07/28/05
Prep Batch #...: 5199363
Dilution Factor: 1 **Method.....:** SW846 8330

PARAMETER	RESULT	REPORTING LIMIT	UNITS
2-Amino-4,6-dinitrotoluene	ND	0.10	ug/L
4-Amino-2,6-dinitrotoluene	ND	0.10	ug/L
1,3-Dinitrobenzene	ND	0.10	ug/L
2,4-Dinitrotoluene	ND	0.10	ug/L
2,6-Dinitrotoluene	ND	0.10	ug/L
HMX	ND	0.10	ug/L
Nitrobenzene	ND	0.10	ug/L
2-Nitrotoluene	ND	0.50	ug/L
3-Nitrotoluene	ND	0.50	ug/L
4-Nitrotoluene	ND	0.50	ug/L
RDX	ND	0.10	ug/L
Tetryl	ND	0.10	ug/L
1,3,5-Trinitrobenzene	ND	0.10	ug/L
2,4,6-Trinitrotoluene	ND	0.10	ug/L

SURROGATE	PERCENT RECOVERY	RECOVERY LIMITS
3,4-Dinitrotoluene	116	(84 - 125)

SpecPro Inc

Client Sample ID: FWGBKGMW-013C-0053-gw

General Chemistry

Lot-Sample #...: A5G130131-019 **Work Order #...:** HFC4J **Matrix.....:** WG
Date Sampled...: 07/12/05 15:10 **Date Received..:** 07/13/05

PARAMETER	RESULT	RL	UNITS	METHOD	PREPARATION-ANALYSIS DATE	PREP BATCH #
Cyanide, Total	ND	0.010	mg/L	SW846 9012A	07/19/05	5200181
	Dilution Factor: 1					
Nitrocellulose	**0.24 B,J**	**0.50**	**mg/L**	**MCAWW 353.2**	**07/23-07/26/05**	**5204063**
	Dilution Factor: 1					

NOTE(S):

RL Reporting Limit

B Estimated result. Result is less than RL.

J Method blank contamination. The associated method blank contains the target analyte at a reportable level.

SpecPro Inc

Client Sample ID: FWGLL2MW-262C-0065-gw

Trace Level Organic Compounds

Lot-Sample #...: A5G130131-021 **Work Order #...:** HFC4X1AK **Matrix.....:** WG
Date Sampled...: 07/11/05 17:00 **Date Received..:** 07/13/05
Prep Date.....: 07/14/05 **Analysis Date..:** 07/19/05
Prep Batch #...: 5195412
Dilution Factor: 1

PARAMETER	RESULT	DETECTION LIMIT	UNITS	METHOD
Nitroguanidine	ND	20	ug/L	NONE UV/HPLC per

SpecPro Inc

Client Sample ID: FWGLL2MW-262C-0065-gw

HPLC

Lot-Sample #...: A5G130131-021 **Work Order #...:** HFC4X1AH **Matrix.....:** WG
Date Sampled...: 07/11/05 17:00 **Date Received..:** 07/13/05
Prep Date.....: 07/18/05 **Analysis Date..:** 07/28/05
Prep Batch #...: 5199363
Dilution Factor: 1 **Method.....:** SW846 8330

PARAMETER	RESULT	REPORTING LIMIT	UNITS
2-Amino-4,6-dinitrotoluene	ND	0.10	ug/L
4-Amino-2,6-dinitrotoluene	ND	0.10	ug/L
1,3-Dinitrobenzene	ND	0.10	ug/L
2,4-Dinitrotoluene	ND	0.10	ug/L
2,6-Dinitrotoluene	ND	0.10	ug/L
HMX	ND	0.10	ug/L
Nitrobenzene	ND	0.10	ug/L
2-Nitrotoluene	ND	0.50	ug/L
3-Nitrotoluene	ND	0.50	ug/L
4-Nitrotoluene	ND	0.50	ug/L
RDX	ND	0.10	ug/L
Tetryl	ND	0.10	ug/L
1,3,5-Trinitrobenzene	ND	0.10	ug/L
2,4,6-Trinitrotoluene	ND	0.10	ug/L

SURROGATE	PERCENT RECOVERY	RECOVERY LIMITS
3,4-Dinitrotoluene	118	(84 - 125)

SpecPro Inc

Client Sample ID: FWGLL2MW-262C-0065-gw

General Chemistry

Lot-Sample #...: A5G130131-021 **Work Order #...:** HFC4X **Matrix.....:** WG
Date Sampled...: 07/11/05 17:00 **Date Received..:** 07/13/05

PARAMETER	RESULT	RL	UNITS	METHOD	PREPARATION-ANALYSIS DATE	PREP BATCH #
Cyanide, Total	ND	0.010	mg/L	SW846 9012A	07/19/05	5200181
	Dilution Factor: 1					
Nitrocellulose	**0.17 B,J**	**0.50**	**mg/L**	**MCAWW 353.2**	**07/23-07/26/05**	**5204063**
	Dilution Factor: 1					

NOTE(S):

RL Reporting Limit

B Estimated result. Result is less than RL.

J Method blank contamination. The associated method blank contains the target analyte at a reportable level.

METHOD BLANK REPORT

Trace Level Organic Compounds

Client Lot #...: A5G130131 **Work Order #...:** HFHFK1AA **Matrix.....:** WATER
MB Lot-Sample #: G5G140000-412
Prep Date.....: 07/14/05
Analysis Date..: 07/18/05 **Prep Batch #...:** 5195412
Dilution Factor: 1

PARAMETER	RESULT	DETECTION LIMIT	UNITS	METHOD
Nitroguanidine	ND	20	ug/L	NONE UV/HPLC per

NOTE(S):

Calculations are performed before rounding to avoid round-off errors in calculated results.

METHOD BLANK REPORT

HPLC

Client Lot #...: A5G130131 **Work Order #...:** HFPTH1AA **Matrix.....:** WATER
MB Lot-Sample #: G5G180000-363
Prep Date.....: 07/18/05
Analysis Date..: 07/27/05 **Prep Batch #...:** 5199363
Dilution Factor: 1

PARAMETER	RESULT	REPORTING LIMIT	UNITS	METHOD
2-Amino-4,6-dinitrotoluene	ND	0.10	ug/L	SW846 8330
4-Amino-2,6-dinitrotoluene	ND	0.10	ug/L	SW846 8330
1,3-Dinitrobenzene	ND	0.10	ug/L	SW846 8330
2,4-Dinitrotoluene	ND	0.10	ug/L	SW846 8330
2,6-Dinitrotoluene	ND	0.10	ug/L	SW846 8330
HMX	ND	0.10	ug/L	SW846 8330
Nitrobenzene	ND	0.10	ug/L	SW846 8330
2-Nitrotoluene	ND	0.50	ug/L	SW846 8330
3-Nitrotoluene	ND	0.50	ug/L	SW846 8330
4-Nitrotoluene	ND	0.50	ug/L	SW846 8330
RDX	ND	0.10	ug/L	SW846 8330
Tetryl	ND	0.10	ug/L	SW846 8330
1,3,5-Trinitrobenzene	ND	0.10	ug/L	SW846 8330
2,4,6-Trinitrotoluene	ND	0.10	ug/L	SW846 8330

SURROGATE	PERCENT RECOVERY	RECOVERY LIMITS
3,4-Dinitrotoluene	98	(84 - 125)

NOTE(S):

Calculations are performed before rounding to avoid round-off errors in calculated results.

METHOD BLANK REPORT

HPLC

Client Lot #...: A5G130131 **Work Order #...:** HFPTH1AD **Matrix.....:** WATER
MB Lot-Sample #: G5G180000-363
Prep Date.....: 07/18/05
Analysis Date..: 07/27/05 **Prep Batch #...:** 5199363
Dilution Factor: 1

PARAMETER	RESULT	REPORTING LIMIT	UNITS	METHOD
2-Amino-4,6-dinitrotoluene	ND	0.10	ug/L	SW846 8330
4-Amino-2,6-dinitrotoluene	ND	0.10	ug/L	SW846 8330
1,3-Dinitrobenzene	ND	0.10	ug/L	SW846 8330
2,4-Dinitrotoluene	ND	0.10	ug/L	SW846 8330
2,6-Dinitrotoluene	ND	0.10	ug/L	SW846 8330
HMX	ND	0.10	ug/L	SW846 8330
Nitrobenzene	ND	0.10	ug/L	SW846 8330
2-Nitrotoluene	ND	0.50	ug/L	SW846 8330
3-Nitrotoluene	ND	0.50	ug/L	SW846 8330
4-Nitrotoluene	ND	0.50	ug/L	SW846 8330
RDX	ND	0.10	ug/L	SW846 8330
Tetryl	ND	0.10	ug/L	SW846 8330
1,3,5-Trinitrobenzene	ND	0.10	ug/L	SW846 8330
2,4,6-Trinitrotoluene	ND	0.10	ug/L	SW846 8330

SURROGATE	PERCENT RECOVERY	RECOVERY LIMITS
3,4-Dinitrotoluene	103	(84 - 125)

NOTE(S):

Calculations are performed before rounding to avoid round-off errors in calculated results.

METHOD BLANK REPORT

General Chemistry

Client Lot #...: A5G130131 **Matrix.....:** WATER

PARAMETER	RESULT	REPORTING LIMIT	UNITS	METHOD	PREPARATION-ANALYSIS DATE	PREP BATCH #
Cyanide, Total		Work Order #: HFQTX1AA		MB Lot-Sample #:	A5G190000-181	
	ND	0.010	mg/L	SW846 9012A	07/19/05	5200181
		Dilution Factor: 1				
Nitrocellulose		Work Order #: HF6G41AA		MB Lot-Sample #:	G5G230000-063	
	0.13 B	**0.50**	**mg/L**	**MCAWW 353.2**	**07/23-07/26/05**	**5204063**
		Dilution Factor: 1				

NOTE(S):

Calculations are performed before rounding to avoid round-off errors in calculated results.

B Estimated result. Result is less than RL.

LABORATORY CONTROL SAMPLE EVALUATION REPORT

Trace Level Organic Compounds

Client Lot #...: A5G130131 **Work Order #...:** HFHFK1AC **Matrix.....:** WATER
LCS Lot-Sample#: G5G140000-412
Prep Date.....: 07/14/05 **Analysis Date..:** 07/18/05
Prep Batch #...: 5195412
Dilution Factor: 1

PARAMETER	PERCENT RECOVERY	RECOVERY LIMITS	METHOD
Nitroguanidine	**94**	**(79 - 119)**	**NONE UV/HPLC per SOP**

NOTE(S):

Calculations are performed before rounding to avoid round-off errors in calculated results.

Bold print denotes control parameters

LABORATORY CONTROL SAMPLE DATA REPORT

Trace Level Organic Compounds

Client Lot #...: A5G130131 **Work Order #...:** HFHFK1AC **Matrix.....:** WATER
LCS Lot-Sample#: G5G140000-412
Prep Date.....: 07/14/05 **Analysis Date..:** 07/18/05
Prep Batch #...: 5195412
Dilution Factor: 1

PARAMETER	SPIKE AMOUNT	MEASURED AMOUNT	UNITS	PERCENT RECOVERY	METHOD
Nitroguanidine	**250**	**240**	**ug/L**	**94**	**NONE UV/HPLC per**

NOTE(S):

Calculations are performed before rounding to avoid round-off errors in calculated results.

Bold print denotes control parameters

LABORATORY CONTROL SAMPLE EVALUATION REPORT

HPLC

Client Lot #...: A5G130131 **Work Order #...:** HFPTH1AC **Matrix.....:** WATER
LCS Lot-Sample#: G5G180000-363
Prep Date.....: 07/18/05 **Analysis Date..:** 07/27/05
Prep Batch #...: 5199363
Dilution Factor: 1

PARAMETER	PERCENT RECOVERY	RECOVERY LIMITS	METHOD
2-Amino-4,6-dinitrotoluene	**109**	**(82 - 125)**	**SW846 8330**
4-Amino-2,6-dinitrotoluene	**108**	**(85 - 123)**	**SW846 8330**
1,3-Dinitrobenzene	**114**	**(89 - 130)**	**SW846 8330**
2,4-Dinitrotoluene	**112**	**(86 - 128)**	**SW846 8330**
2,6-Dinitrotoluene	**111**	**(86 - 127)**	**SW846 8330**
HMX	**111**	**(82 - 121)**	**SW846 8330**
Nitrobenzene	**109**	**(81 - 125)**	**SW846 8330**
2-Nitrotoluene	**106**	**(90 - 120)**	**SW846 8330**
3-Nitrotoluene	**106**	**(87 - 122)**	**SW846 8330**
4-Nitrotoluene	**106**	**(87 - 124)**	**SW846 8330**
RDX	**109**	**(94 - 124)**	**SW846 8330**
Tetryl	**110**	**(81 - 126)**	**SW846 8330**
1,3,5-Trinitrobenzene	**106**	**(81 - 132)**	**SW846 8330**
2,4,6-Trinitrotoluene	**111**	**(86 - 126)**	**SW846 8330**

SURROGATE	PERCENT RECOVERY	RECOVERY LIMITS
3,4-Dinitrotoluene	103	(84 - 125)

NOTE(S):

Calculations are performed before rounding to avoid round-off errors in calculated results.

Bold print denotes control parameters

LABORATORY CONTROL SAMPLE DATA REPORT

HPLC

Client Lot #...: A5G130131 **Work Order #...:** HFPTH1AC **Matrix.....:** WATER
LCS Lot-Sample#: G5G180000-363
Prep Date.....: 07/18/05 **Analysis Date..:** 07/27/05
Prep Batch #...: 5199363
Dilution Factor: 1

PARAMETER	SPIKE AMOUNT	MEASURED AMOUNT	UNITS	PERCENT RECOVERY	METHOD
2-Amino-4,6-dinitrotoluene	**1.0**	**1.1**	**ug/L**	**109**	**SW846 8330**
4-Amino-2,6-dinitrotoluene	**1.0**	**1.1**	**ug/L**	**108**	**SW846 8330**
1,3-Dinitrobenzene	**1.0**	**1.1**	**ug/L**	**114**	**SW846 8330**
2,4-Dinitrotoluene	**1.0**	**1.1**	**ug/L**	**112**	**SW846 8330**
2,6-Dinitrotoluene	**1.0**	**1.1**	**ug/L**	**111**	**SW846 8330**
HMX	**1.0**	**1.1**	**ug/L**	**111**	**SW846 8330**
Nitrobenzene	**1.0**	**1.1**	**ug/L**	**109**	**SW846 8330**
2-Nitrotoluene	**1.0**	**1.1**	**ug/L**	**106**	**SW846 8330**
3-Nitrotoluene	**1.0**	**1.1**	**ug/L**	**106**	**SW846 8330**
4-Nitrotoluene	**1.0**	**1.1**	**ug/L**	**106**	**SW846 8330**
RDX	**1.0**	**1.1**	**ug/L**	**109**	**SW846 8330**
Tetryl	**1.0**	**1.1**	**ug/L**	**110**	**SW846 8330**
1,3,5-Trinitrobenzene	**1.0**	**1.1**	**ug/L**	**106**	**SW846 8330**
2,4,6-Trinitrotoluene	**1.0**	**1.1**	**ug/L**	**111**	**SW846 8330**

SURROGATE	PERCENT RECOVERY	RECOVERY LIMITS
3,4-Dinitrotoluene	103	(84 - 125)

NOTE(S):

Calculations are performed before rounding to avoid round-off errors in calculated results.

Bold print denotes control parameters

LABORATORY CONTROL SAMPLE EVALUATION REPORT

General Chemistry

Client Lot #...: A5G130131 **Matrix.....:** WATER

PARAMETER	PERCENT RECOVERY	RECOVERY LIMITS	METHOD	PREPARATION-ANALYSIS DATE	PREP BATCH #
Cyanide, Total		Work Order #: HFQTX1AC	LCS Lot-Sample#: A5G190000-181		
	91	(69 - 118)	SW846 9012A	07/19/05	5200181
		Dilution Factor: 1			
Nitrocellulose		Work Order #: HF6G41AC	LCS Lot-Sample#: G5G230000-063		
	106	(56 - 111)	MCAWW 353.2	07/23-07/26/05	5204063
		Dilution Factor: 1			

NOTE(S):

Calculations are performed before rounding to avoid round-off errors in calculated results.

LABORATORY CONTROL SAMPLE DATA REPORT

General Chemistry

Client Lot #...: A5G130131 **Matrix.....:** WATER

PARAMETER	SPIKE AMOUNT	MEASURED AMOUNT	UNITS	PERCNT RECVRY	METHOD	PREPARATION-ANALYSIS DATE	PREP BATCH #
Cyanide, Total		Work Order #: HFQTX1AC		LCS Lot-Sample#: A5G190000-181			
	0.17	0.15	mg/L	91	SW846 9012A	07/19/05	5200181
		Dilution Factor: 1					
Nitrocellulose		Work Order #: HF6G41AC		LCS Lot-Sample#: G5G230000-063			
	2.0	2.1	mg/L	106	MCAWW 353.2	07/23-07/26/05	5204063
		Dilution Factor: 1					

NOTE(S):

Calculations are performed before rounding to avoid round-off errors in calculated results.

MATRIX SPIKE SAMPLE EVALUATION REPORT

Trace Level Organic Compounds

Client Lot #...: A5G130131 **Work Order #...:** HFC161A5-MS **Matrix.....:** WG
MS Lot-Sample #: A5G130131-005 HFC161A6-MSD
Date Sampled...: 07/12/05 10:32 **Date Received..:** 07/13/05
Prep Date.....: 07/14/05 **Analysis Date..:** 07/19/05
Prep Batch #...: 5195412
Dilution Factor: 1

PARAMETER	PERCENT RECOVERY	RECOVERY LIMITS	RPD	RPD LIMITS	METHOD
Nitroguanidine	**91**	**(79 - 119)**			**NONE UV/HPLC per SOP**
	92	**(79 - 119)**	**1.3**	**(0-15)**	**NONE UV/HPLC per SOP**

NOTE(S):

Calculations are performed before rounding to avoid round-off errors in calculated results.

Bold print denotes control parameters

MATRIX SPIKE SAMPLE DATA REPORT

Trace Level Organic Compounds

Client Lot #...: A5G130131 **Work Order #...:** HFC161A5-MS **Matrix.....:** WG
MS Lot-Sample #: A5G130131-005 HFC161A6-MSD
Date Sampled...: 07/12/05 10:32 **Date Received..:** 07/13/05
Prep Date.....: 07/14/05 **Analysis Date..:** 07/19/05
Prep Batch #...: 5195412
Dilution Factor: 1

PARAMETER	SAMPLE AMOUNT	SPIKE AMT	MEASRD AMOUNT	UNITS	PERCNT RECVRY	RPD	METHOD
Nitroguanidine	**ND**	**250**	**230**	**ug/L**	**91**		**NONE UV/HPLC per SOP**
	ND	**250**	**230**	**ug/L**	**92**	**1.3**	**NONE UV/HPLC per SOP**

NOTE(S):

Calculations are performed before rounding to avoid round-off errors in calculated results.

Bold print denotes control parameters

MATRIX SPIKE SAMPLE EVALUATION REPORT

HPLC

Client Lot #...: A5G130131 **Work Order #...:** HFC161AX-MS **Matrix.....:** WG
MS Lot-Sample #: A5G130131-005 HFC161A0-MSD
Date Sampled...: 07/12/05 10:32 **Date Received..:** 07/13/05
Prep Date.....: 07/18/05 **Analysis Date..:** 07/28/05
Prep Batch #...: 5199363
Dilution Factor: 1

PARAMETER	PERCENT RECOVERY	RECOVERY LIMITS	RPD	RPD LIMITS	METHOD
2-Amino-4,6-dinitrotoluene	**121**	**(82 - 125)**			**SW846 8330**
	118	**(82 - 125)**	**2.4**	**(0-15)**	**SW846 8330**
4-Amino-2,6-dinitrotoluene	**121**	**(85 - 123)**			**SW846 8330**
	117	**(85 - 123)**	**3.9**	**(0-15)**	**SW846 8330**
1,3-Dinitrobenzene	**127**	**(89 - 130)**			**SW846 8330**
	123	**(89 - 130)**	**2.8**	**(0-15)**	**SW846 8330**
2,4-Dinitrotoluene	**125**	**(86 - 128)**			**SW846 8330**
	122	**(86 - 128)**	**2.6**	**(0-15)**	**SW846 8330**
2,6-Dinitrotoluene	**126**	**(86 - 127)**			**SW846 8330**
	122	**(86 - 127)**	**3.1**	**(0-15)**	**SW846 8330**
HMX	**110**	**(82 - 121)**			**SW846 8330**
	108	**(82 - 121)**	**1.5**	**(0-15)**	**SW846 8330**
Nitrobenzene	**124**	**(81 - 125)**			**SW846 8330**
	120	**(81 - 125)**	**3.7**	**(0-15)**	**SW846 8330**
2-Nitrotoluene	**126 a**	**(90 - 120)**			**SW846 8330**
	119	**(90 - 120)**	**5.9**	**(0-15)**	**SW846 8330**
3-Nitrotoluene	**128 a**	**(87 - 122)**			**SW846 8330**
	123 a	**(87 - 122)**	**3.8**	**(0-15)**	**SW846 8330**
4-Nitrotoluene	**128 a**	**(87 - 124)**			**SW846 8330**
	121	**(87 - 124)**	**5.4**	**(0-15)**	**SW846 8330**
RDX	**111**	**(94 - 124)**			**SW846 8330**
	121	**(94 - 124)**	**8.2**	**(0-15)**	**SW846 8330**
Tetryl	**116**	**(81 - 126)**			**SW846 8330**
	113	**(81 - 126)**	**2.7**	**(0-15)**	**SW846 8330**
1,3,5-Trinitrobenzene	**112**	**(81 - 132)**			**SW846 8330**
	109	**(81 - 132)**	**2.3**	**(0-16)**	**SW846 8330**
2,4,6-Trinitrotoluene	**126**	**(86 - 126)**			**SW846 8330**
	123	**(86 - 126)**	**2.3**	**(0-15)**	**SW846 8330**

SURROGATE	PERCENT RECOVERY	RECOVERY LIMITS
3,4-Dinitrotoluene	120	(84 - 125)
	118	(84 - 125)

NOTE(S):

Calculations are performed before rounding to avoid round-off errors in calculated results.

Bold print denotes control parameters

a Spiked analyte recovery is outside stated control limits.

MATRIX SPIKE SAMPLE DATA REPORT

HPLC

Client Lot #...: A5G130131 **Work Order #...:** HFC161AX-MS **Matrix.....:** WG
MS Lot-Sample #: A5G130131-005 HFC161A0-MSD
Date Sampled...: 07/12/05 10:32 **Date Received..:** 07/13/05
Prep Date.....: 07/18/05 **Analysis Date..:** 07/28/05
Prep Batch #...: 5199363
Dilution Factor: 1

PARAMETER	SAMPLE AMOUNT	SPIKE AMT	MEASRD AMOUNT	UNITS	PERCNT RECVRY	RPD	METHOD
2-Amino-4,6-dinitrotoluene	**ND**	**1.0**	**1.2**	**ug/L**	**121**		**SW846 8330**
	ND	**1.0**	**1.2**	**ug/L**	**118**	**2.4**	**SW846 8330**
4-Amino-2,6-dinitrotoluene	**ND**	**1.0**	**1.2**	**ug/L**	**121**		**SW846 8330**
	ND	**1.0**	**1.2**	**ug/L**	**117**	**3.9**	**SW846 8330**
1,3-Dinitrobenzene	**ND**	**1.0**	**1.3**	**ug/L**	**127**		**SW846 8330**
	ND	**1.0**	**1.2**	**ug/L**	**123**	**2.8**	**SW846 8330**
2,4-Dinitrotoluene	**ND**	**1.0**	**1.3**	**ug/L**	**125**		**SW846 8330**
	ND	**1.0**	**1.2**	**ug/L**	**122**	**2.6**	**SW846 8330**
2,6-Dinitrotoluene	**ND**	**1.0**	**1.3**	**ug/L**	**126**		**SW846 8330**
	ND	**1.0**	**1.2**	**ug/L**	**122**	**3.1**	**SW846 8330**
HMX	**ND**	**1.0**	**1.1**	**ug/L**	**110**		**SW846 8330**
	ND	**1.0**	**1.1**	**ug/L**	**108**	**1.5**	**SW846 8330**
Nitrobenzene	**ND**	**1.0**	**1.2**	**ug/L**	**124**		**SW846 8330**
	ND	**1.0**	**1.2**	**ug/L**	**120**	**3.7**	**SW846 8330**
2-Nitrotoluene	**ND**	**1.0**	**1.3**	**ug/L**	**126 a**		**SW846 8330**
	ND	**1.0**	**1.2**	**ug/L**	**119**	**5.9**	**SW846 8330**
3-Nitrotoluene	**ND**	**1.0**	**1.3**	**ug/L**	**128 a**		**SW846 8330**
	ND	**1.0**	**1.2**	**ug/L**	**123 a**	**3.8**	**SW846 8330**
4-Nitrotoluene	**ND**	**1.0**	**1.3**	**ug/L**	**128 a**		**SW846 8330**
	ND	**1.0**	**1.2**	**ug/L**	**121**	**5.4**	**SW846 8330**
RDX	**ND**	**1.0**	**1.1**	**ug/L**	**111**		**SW846 8330**
	ND	**1.0**	**1.2**	**ug/L**	**121**	**8.2**	**SW846 8330**
Tetryl	**ND**	**1.0**	**1.2**	**ug/L**	**116**		**SW846 8330**
	ND	**1.0**	**1.1**	**ug/L**	**113**	**2.7**	**SW846 8330**
1,3,5-Trinitrobenzene	**ND**	**1.0**	**1.1**	**ug/L**	**112**		**SW846 8330**
	ND	**1.0**	**1.1**	**ug/L**	**109**	**2.3**	**SW846 8330**
2,4,6-Trinitrotoluene	**ND**	**1.0**	**1.3**	**ug/L**	**126**		**SW846 8330**
	ND	**1.0**	**1.2**	**ug/L**	**123**	**2.3**	**SW846 8330**

SURROGATE	PERCENT RECOVERY	RECOVERY LIMITS
3,4-Dinitrotoluene	120	(84 - 125)
	118	(84 - 125)

NOTE(S):

Calculations are performed before rounding to avoid round-off errors in calculated results.

Bold print denotes control parameters

a Spiked analyte recovery is outside stated control limits.

MATRIX SPIKE SAMPLE EVALUATION REPORT

General Chemistry

Client Lot #...: A5G130131 **Matrix.....:** WG
Date Sampled...: 07/12/05 10:32 **Date Received..:** 07/13/05

PARAMETER	PERCENT RECOVERY	RECOVERY LIMITS	RPD	RPD LIMITS	METHOD	PREPARATION-ANALYSIS DATE	PREP BATCH #
Cyanide, Total		WO#: HFC161AU-MS/HFC161AV-MSD				MS Lot-Sample #: A5G130131-005	
	92	(42 - 140)			SW846 9012A	07/19/05	5200181
	92	(42 - 140)	0.81	(0-20)	SW846 9012A	07/19/05	5200181
		Dilution Factor: 1					
Nitrocellulose		WO#: HFC161A2-MS/HFC161A3-MSD				MS Lot-Sample #: A5G130131-005	
	98	(56 - 111)			MCAWW 353.2	07/23-07/26/05	5204063
	104	(56 - 111)	5.5	(0-15)	MCAWW 353.2	07/23-07/26/05	5204063
		Dilution Factor: 1					

NOTE(S):

Calculations are performed before rounding to avoid round-off errors in calculated results.

MATRIX SPIKE SAMPLE DATA REPORT

General Chemistry

Client Lot #...: A5G130131 **Matrix.....:** WG
Date Sampled...: 07/12/05 10:32 **Date Received..:** 07/13/05

PARAMETER	SAMPLE AMOUNT	SPIKE AMT	MEASRD AMOUNT	UNITS	PERCNT RECVRY	RPD	METHOD	PREPARATION-ANALYSIS DATE	PREP BATCH #
Cyanide, Total			WO#: HFC161AU-MS/HFC161AV-MSD				MS Lot-Sample #: A5G130131-005		
	ND	0.040	0.037	mg/L	92		SW846 9012A	07/19/05	5200181
	ND	0.040	0.037	mg/L	92	0.81	SW846 9012A	07/19/05	5200181
			Dilution Factor: 1						
Nitrocellulose			WO#: HFC161A2-MS/HFC161A3-MSD				MS Lot-Sample #: A5G130131-005		
	0.15	2.0	2.1	mg/L	98		MCAWW 353.2	07/23-07/26/05	5204063
	0.15	2.0	2.2	mg/L	104	5.5	MCAWW 353.2	07/23-07/26/05	5204063
			Dilution Factor: 1						

NOTE(S):

Calculations are performed before rounding to avoid round-off errors in calculated results.

END OF REPORT

SEVERN TRENT STL

STL North Canton
4101 Shuffel Drive NW
North Canton, OH 44720

Tel: 330 497 9396 Fax: 330 497 0772
www.stl-inc.com

ANALYTICAL REPORT

FWGWMP RVAAP

Lot #: A5G140104

Chantelle Carroll

Spec Pro
8451 State Route 5
Ravenna, OH 44266

SEVERN TRENT LABORATORIES, INC.

Frank J. Calovini
Project Manager

August 8, 2005

CASE NARRATIVE

CASE NARRATIVE

A5G140104

The following report contains the analytical results for twenty-two water samples and one quality control sample submitted to STL North Canton by Spec Pro from the FWGWMP RVAAP Site. The samples were received July 14, 2005, according to documented sample acceptance procedures.

The UV/HPLC-SOP, 353.2, and 8330 analyses were performed at the STL West Sacramento laboratory.

STL utilizes USEPA approved methods in all analytical work. The samples presented in this report were analyzed for the parameter(s) listed on the analytical methods summary page in accordance with the method(s) indicated. Preliminary results were provided to Chantelle Carroll, and Valarie Ann Mariola on August 04, 2005. A summary of QC data for these analyses is included at the back of the report.

STL North Canton attests to the validity of the laboratory data generated by STL facilities reported herein. All analyses performed by STL facilities were done using established laboratory SOPs that incorporate QA/QC procedures described in the applicable methods. STL's operations groups have reviewed the data for compliance with the laboratory QA/QC plan, and data have been found to be compliant with laboratory protocols unless otherwise noted below.

The test results in this report meet all NELAP requirements for parameters for which accreditation is required or available. Any exceptions to NELAP requirements are noted in this report. Pursuant to NELAP, this report may not be reproduced, except in full, without the written approval of the laboratory.

If you have any questions, please call the Project Manager, Frank J. Calovini, at 330-497-9396.

This report is sequentially paginated. The final page of the report is labeled as "END OF REPORT."

SUPPLEMENTAL QC INFORMATION

SAMPLE RECEIVING

The coolers were received at temperatures ranging from 1.7 to 4.3°C.

CASE NARRATIVE (continued)

GC/MS VOLATILES

The sample(s) that contained concentrations of target analyte(s) at a reportable level in the associated Method Blank(s) were flagged with "B". All target analytes in the Method Blank must be below the reporting limit (RL) or the associated sample(s) must be ND with the exception of common laboratory contaminants.

The sample(s) that contain results between the MDL and the RL were flagged with "J". There is a possibility of false positive or mis-identification at these quantitation levels. In analytical methods requiring confirmation of the analyte reported, confirmation was performed only down to the standard reporting limit (SRL). The acceptance criteria for QC samples may not be met at these quantitation levels.

GC/MS SEMIVOLATILES

The sample(s) that contained concentrations of target analyte(s) at a reportable level in the associated Method Blank(s) were flagged with "B". All target analytes in the Method Blank must be below the reporting limit (RL) or the associated sample(s) must be ND with the exception of common laboratory contaminants.

The sample(s) that contain results between the MDL and the RL were flagged with "J". There is a possibility of false positive or mis-identification at these quantitation levels. In analytical methods requiring confirmation of the analyte reported, confirmation was performed only down to the standard reporting limit (SRL). The acceptance criteria for QC samples may not be met at these quantitation levels.

The Method Blank associated with batch 5197084 had surrogate recoveries outside acceptance criteria. Due to insufficient sample volume, repreparation and reanalysis could not occur.

The LCS and/or LCSD associated with batch 5197084 had surrogate recoveries outside acceptance criteria. Due to insufficient sample volume, repreparation and reanalysis could not occur.

PESTICIDES-8081

The sample(s) that contain results between the MDL and the RL were flagged with "J". There is a possibility of false positive or mis-identification at these quantitation levels. In analytical methods requiring confirmation of the analyte reported, confirmation was performed only down to the standard reporting limit (SRL). The acceptance criteria for QC samples may not be met at these quantitation levels.

CASE NARRATIVE (continued)

PESTICIDES-8081 (continued)

The analyses reported herein were performed using an instrument that has two columns(GC) or detectors(HPLC), one of which is used to confirm the results of the other. Peak interferences may result in some cases, which cause a quantitation difference between the two columns/detectors. If the difference between the two results is greater than 40%, the higher of the two results or the primary column/detector is normally reported. The reported results are flagged with "PG".

POLYCHLORINATED BIPHENYLS-8082

The analytical results met the requirements of the laboratory's QA/QC program.

METALS

The sample(s) that contain results between the MDL and the RL were flagged with "B". There is the possibility of false positive of mis-identification at these quantitation levels. The acceptance criteria for the ICB, CCB, and Method Blank are +/- the standard reporting limit (SRL).

Serial dilution of a sample in this lot indicates that physical and chemical interferences were present. Refer to the sample report pages for the affected analytes flagged with "E".

The sample(s) that contained concentrations of target analyte(s) at a reportable level in the associated Method Blank(s) were flagged with "J". Refer to the sample report pages for the affected analyte(s).

GENERAL CHEMISTRY

The analytical results met the requirements of the laboratory's QA/QC program.

STL WEST SACRAMENTO – SAMPLE RECEIVING

Refer to STL West Sacramento raw data package for detailed information.

STL WEST SACRAMENTO – 8330

There was insufficient sample volume to prepare an MS/MSD for batch 5201511. A second LCS was prepared instead.

QUALITY CONTROL ELEMENTS OF SW-846 METHODS

STL North Canton conducts a quality assurance/quality control (QA/QC) program designed to provide scientifically valid and legally defensible data. Toward this end, several types of quality control indicators are incorporated into the QA/QC program, which is described in detail in QA Policy, QA-003. These indicators are introduced into the sample testing process to provide a mechanism for the assessment of the analytical data.

QC BATCH

Environmental samples are taken through the testing process in groups called QUALITY CONTROL BATCHES (QC batches). A QC batch contains up to twenty environmental samples of a similar matrix (water, soil) that are processed using the same reagents and standards. STL North Canton requires that each environmental sample be associated with a QC batch.

Several quality control samples are included in each QC batch and are processed identically to the twenty environmental samples. These QC samples include a METHOD BLANK (MB), a LABORATORY CONTROL SAMPLE (LCS) and, where appropriate, a MATRIX SPIKE/MATRIX SPIKE DUPLICATE (MS/MSD) pair or a MATRIX SPIKE/SAMPLE DUPLICATE (MS/DU) pair. If there is insufficient sample to perform an MS/MSD or an MS/DU, then a LABORATORY CONTROL SAMPLE DUPLICATE (LCSD) is included in the QC batch.

LABORATORY CONTROL SAMPLE

The Laboratory Control Sample is a QC sample that is created by adding known concentrations of a full or partial set of target analytes to a matrix similar to that of the environmental samples in the QC batch. The LCS analyte recovery results are used to monitor the analytical process and provide evidence that the laboratory is performing the method within acceptable guidelines. All control analytes indicated by a bold type in the LCS must meet acceptance criteria. Failure to meet the established recovery guidelines requires the repreparation and reanalysis of all samples in the QC batch. The only exception is that if the LCS recoveries are biased high and the associated sample is ND (non-detected) for the parameter(s) of interest, the batch is acceptable.

At times, a Laboratory Control Sample Duplicate (LCSD) is also included in the QC batch. An LCSD is a QC sample that is created and handled identically to the LCS. Analyte recovery data from the LCSD is assessed in the same way as that of the LCS. The LCSD recoveries, together with the LCS recoveries, are used to determine the reproducibility (precision) of the analytical system. Precision data are expressed as relative percent differences (RPDs). If the RPD fails for an LCS/LCSD and yet the recoveries are within acceptance criteria, the batch is still acceptable.

METHOD BLANK

The Method Blank is a QC sample consisting of all the reagents used in analyzing the environmental samples contained in the QC batch. Method Blank results are used to determine if interference or contamination in the analytical system could lead to the reporting of false positive data or elevated analyte concentrations. All target analytes must be below the reporting limits (RL) or the associated sample(s) must be ND except under the following circumstances:

- Common organic contaminants may be present at concentrations up to 5 times the reporting limits. Common metals contaminants may be present at concentrations up to 2 times the reporting limit, or the reported blank concentration must be twenty fold less than the concentration reported in the associated environmental samples. (See common laboratory contaminants listed below.)

Volatile (GC or GC/MS)	Semivolatile (GC/MS)	Metals
Methylene chloride	Phthalate Esters	Copper
Acetone		Iron
2-Butanone		Zinc
		Lead*

- *for analyses run on TJA Trace ICP, ICPMS or GFAA only*

- Organic blanks will be accepted if compounds detected in the blank are present in the associated samples at levels 10 times the blank level. Inorganic blanks will be accepted if elements detected in the blank are present in the associated samples at 20 times the blank level.

- Blanks will be accepted if the compounds/elements detected are not present in any of the associated environmental samples.

Failure to meet these Method Blank criteria requires the repreparation and reanalysis of all samples in the QC batch.

MATRIX SPIKE/MATRIX SPIKE DUPLICATE

A Matrix Spike and a Matrix Spike Duplicate are a pair of environmental samples to which known concentrations of a full or partial set of target analytes are added. The MS/MSD results are determined in the same manner as the results of the environmental sample used to prepare the MS/MSD. The analyte recoveries and the relative percent differences (RPDs) of the recoveries are calculated and used to evaluate the effect of the sample matrix on the analytical results. Due to the potential variability of the matrix of each sample, the MS/MSD results may not have an immediate bearing on any samples except the one spiked; therefore, the associated batch MS/MSD may not reflect the same compounds as the samples contained in the analytical report. When these MS/MSD results fail to meet acceptance criteria, the data is evaluated. If the LCS is within acceptance criteria, the batch is considered acceptable. The acceptance criteria do not apply to samples that are diluted for organics if the native sample amount is 4x the concentration of the spike.

For certain methods, a Matrix Spike/Sample Duplicate (MS/DU) may be included in the QC batch in place of the MS/MSD. For the parameters (i.e. pH, ignitability) where it is not possible to prepare a spiked sample, a Sample Duplicate may be included in the QC batch. However, a Sample Duplicate is less likely to provide usable precision statistics depending on the likelihood of finding concentrations below the standard reporting limit. When the Sample Duplicate result fails to meet acceptance criteria, the data is evaluated.

SURROGATE COMPOUNDS

In addition to these batch-related QC indicators, each organic environmental and QC sample is spiked with surrogate compounds. Surrogates are organic chemicals that behave similarly to the analytes of interest and that are rarely present in the environment. Surrogate recoveries are used to monitor the individual performance of a sample in the analytical system.

If surrogate recoveries are biased high in the LCS, LCSD, or the Method Blank, and the associated sample(s) are ND, the batch is acceptable. Otherwise, if the LCS, LCSD, or Method Blank surrogate(s) fail to meet recovery criteria, the entire sample batch is reprepped and reanalyzed. If the surrogate recoveries are outside criteria for environmental samples, the samples will be reprepped and reanalyzed unless there is objective evidence of matrix interference or if the sample dilution is greater than the threshold outlined in the associated method SOP.

For the GC/MS BNA methods, the surrogate criterion is that two of the three surrogates for each fraction must meet acceptance criteria. The third surrogate must have a recovery of ten percent or greater.

For the Pesticide, PCB, and PAH methods, the surrogate criterion is that one of two surrogate compounds must meet acceptance criteria.

STL North Canton Certifications and Approvals:

California (#01144CA), Connecticut (#PH-0590), Florida (#E87225), Illinois (#200004), Kansas (#E10336), Massachusetts (#M-OH048), Maryland (#272), Minnesota (#39-999-348), New Jersey (#OH001), New York (#10975), North Carolina (#39702), Ohio (#6090), OhioVAP (#CL0024), Rhode Island (#237), South Carolina (#92007001, #92007002, #92007003), Tennessee (#02903), Utah (#QUAN9), Virginia (#00011), West Virginia (#210), Wisconsin (#999518190),NAVY, ARMY, USDA Soil Permit, ACIL Seal of Excellence – Participating Lab Status Award (#82)

EXECUTIVE SUMMARY

EXECUTIVE SUMMARY - Detection Highlights

A5G140104

PARAMETER	RESULT	REPORTING LIMIT	UNITS	ANALYTICAL METHOD
FWGLL12MW-186C-0076-GW 07/13/05 15:20 001				
4,4'-DDT	0.087 PG	0.030	ug/L	SW846 8081A
Diethyl phthalate	0.60 J,B	1.0	ug/L	SW846 8270C
Di-n-butyl phthalate	0.51 J,B	1.0	ug/L	SW846 8270C
bis(2-Ethylhexyl) phthalate	2.6 B	1.0	ug/L	SW846 8270C
FWGLL12MW-186C-0076-GF 07/13/05 15:20 002				
Arsenic	8.4 B	10.0	ug/L	SW846 6010B
Barium	57.5	10.0	ug/L	SW846 6010B
Calcium	146000	1000	ug/L	SW846 6010B
Iron	2210 J	1000	ug/L	SW846 6010B
Magnesium	68400	1000	ug/L	SW846 6010B
Manganese	352 J	100	ug/L	SW846 6010B
Potassium	1550	5000	ug/L	SW846 6010B
	Qualifiers: B,J,E			
Sodium	16700	1000	ug/L	SW846 6010B
FWGBKGMW-004C-0047-GW 07/13/05 10:50 003				
bis(2-Ethylhexyl) phthalate	3.8 B	1.0	ug/L	SW846 8270C
Nitrocellulose	0.17 B	0.50	mg/L	MCAWW 353.2
FWGBKGMW-004C-0047-GF 07/13/05 10:50 004				
Aluminum	644	200	ug/L	SW846 6010B
Barium	23.6	10.0	ug/L	SW846 6010B
Calcium	22600	1000	ug/L	SW846 6010B
Magnesium	7160	1000	ug/L	SW846 6010B
Manganese	0.99 B,J	100	ug/L	SW846 6010B
Potassium	739 B,J	5000	ug/L	SW846 6010B
Sodium	17200	1000	ug/L	SW846 6010B
FWGLL11MW-002C-0071-GW 07/13/05 09:57 005				
beta-BHC	0.029 J	0.030	ug/L	SW846 8081A
Di-n-butyl phthalate	0.56 J	1.0	ug/L	SW846 8270C
bis(2-Ethylhexyl) phthalate	3.1 B	1.0	ug/L	SW846 8270C

(Continued on next page)

EXECUTIVE SUMMARY - Detection Highlights

A5G140104

PARAMETER	RESULT	REPORTING LIMIT	UNITS	ANALYTICAL METHOD
FWGLL11MW-002C-0071-GF 07/13/05 09:57 006				
Selenium	2.5 B	10.0	ug/L	SW846 6010B
Barium	30.9	10.0	ug/L	SW846 6010B
Calcium	92700	1000	ug/L	SW846 6010B
Magnesium	30100	1000	ug/L	SW846 6010B
Manganese	394 J	100	ug/L	SW846 6010B
Potassium	2060 B,J	5000	ug/L	SW846 6010B
Sodium	12300	1000	ug/L	SW846 6010B
Zinc	8.4 B,J	100	ug/L	SW846 6010B
FWGLL4MW-198C-0069-GW 07/13/05 10:25 007				
bis(2-Ethylhexyl) phthalate	4.8 B	1.0	ug/L	SW846 8270C
FWGLL4MW-198C-0069-GF 07/13/05 10:25 008				
Barium	9.4 B	10.0	ug/L	SW846 6010B
Calcium	26200	1000	ug/L	SW846 6010B
Iron	2770 J	1000	ug/L	SW846 6010B
Magnesium	11500	1000	ug/L	SW846 6010B
Manganese	828 J	100	ug/L	SW846 6010B
Nickel	24.4	20.0	ug/L	SW846 6010B
Potassium	1070 B,J	5000	ug/L	SW846 6010B
Sodium	9880	1000	ug/L	SW846 6010B
Zinc	87.0 B,J	100	ug/L	SW846 6010B
FWGLL11MW-007C-0072-GW 07/13/05 13:49 009				
beta-BHC	0.016 J	0.030	ug/L	SW846 8081A
Di-n-butyl phthalate	0.41 J	1.0	ug/L	SW846 8270C
bis(2-Ethylhexyl) phthalate	2.4 B	1.0	ug/L	SW846 8270C
FWGLL11MW-007C-0072-GF 07/13/05 13:49 010				
Arsenic	18.1	10.0	ug/L	SW846 6010B
Barium	86.8	10.0	ug/L	SW846 6010B
Calcium	92200	1000	ug/L	SW846 6010B
Iron	995 B,J	1000	ug/L	SW846 6010B
Magnesium	32300	1000	ug/L	SW846 6010B
Manganese	196 J	100	ug/L	SW846 6010B
Potassium	1390 B,J	5000	ug/L	SW846 6010B
Sodium	14700	1000	ug/L	SW846 6010B

(Continued on next page)

EXECUTIVE SUMMARY - Detection Highlights

A5G140104

PARAMETER	RESULT	REPORTING LIMIT	UNITS	ANALYTICAL METHOD
FWGLL11MW-007C-0072-GF 07/13/05 13:49 010				
Zinc	6.8 B,J	100	ug/L	SW846 6010B
FWGBKGMW-008C-0050-GW 07/13/05 09:44 011				
bis(2-Ethylhexyl) phthalate	15 B	1.0	ug/L	SW846 8270C
Nitrocellulose	0.12 B	0.50	mg/L	MCAWW 353.2
FWGBKGMW-008C-0050-GF 07/13/05 09:44 012				
Barium	5.5 B	10.0	ug/L	SW846 6010B
Calcium	30200	1000	ug/L	SW846 6010B
Magnesium	11600	1000	ug/L	SW846 6010B
Potassium	499 B,J	5000	ug/L	SW846 6010B
Sodium	9810	1000	ug/L	SW846 6010B
FWGBKGMW-020C-0059-GW 07/13/05 15:17 013				
bis(2-Ethylhexyl) phthalate	6.4 B	1.0	ug/L	SW846 8270C
Nitrocellulose	0.16 B	0.50	mg/L	MCAWW 353.2
FWGBKGMW-020C-0059-GF 07/13/05 15:17 014				
Aluminum	156 B	200	ug/L	SW846 6010B
Barium	141	10.0	ug/L	SW846 6010B
Calcium	49900	1000	ug/L	SW846 6010B
Iron	2550 J	1000	ug/L	SW846 6010B
Magnesium	15100	1000	ug/L	SW846 6010B
Manganese	693 J	100	ug/L	SW846 6010B
Potassium	2390 B,J	5000	ug/L	SW846 6010B
Sodium	7720	1000	ug/L	SW846 6010B
FWGBKGMW-021C-0060-GW 07/13/05 13:15 015				
bis(2-Ethylhexyl) phthalate	4.2 B	1.0	ug/L	SW846 8270C
FWGBKGMW-021C-0060-GF 07/13/05 13:15 016				
Barium	39.1	10.0	ug/L	SW846 6010B
Calcium	84900	1000	ug/L	SW846 6010B
Magnesium	46200	1000	ug/L	SW846 6010B

(Continued on next page)

EXECUTIVE SUMMARY - Detection Highlights

A5G140104

PARAMETER	RESULT	REPORTING LIMIT	UNITS	ANALYTICAL METHOD
FWGBKGMW-021C-0060-GF 07/13/05 13:15	**016**			
Manganese	0.89 B,J	100	ug/L	SW846 6010B
Potassium	927 B,J	5000	ug/L	SW846 6010B
Sodium	12600	1000	ug/L	SW846 6010B
FWGLL4MW-199C-0089-GW 07/13/05 11:20	**017**			
bis(2-Ethylhexyl) phthalate	4.4 B	1.0	ug/L	SW846 8270C
Nitrocellulose	0.20 B	0.50	mg/L	MCAWW 353.2
FWGLL4MW-199C-0089-GF 07/13/05 11:20	**018**			
Arsenic	10.1	10.0	ug/L	SW846 6010B
Barium	93.5	10.0	ug/L	SW846 6010B
Calcium	76600	1000	ug/L	SW846 6010B
Iron	496 B,J	1000	ug/L	SW846 6010B
Magnesium	20400	1000	ug/L	SW846 6010B
Manganese	327 J	100	ug/L	SW846 6010B
Potassium	1210 B,J	5000	ug/L	SW846 6010B
Sodium	9580	1000	ug/L	SW846 6010B
FWGBKGMW-021C-0088-GW 07/13/05 13:15	**019**			
bis(2-Ethylhexyl) phthalate	6.9 B	1.0	ug/L	SW846 8270C
Nitrocellulose	0.17 B	0.50	mg/L	MCAWW 353.2
FWGBKGMW-021C-0088-GF 07/13/05 13:15	**020**			
Barium	40.5	10.0	ug/L	SW846 6010B
Calcium	86400	1000	ug/L	SW846 6010B
Magnesium	47200	1000	ug/L	SW846 6010B
Potassium	977 B,J	5000	ug/L	SW846 6010B
Sodium	13000	1000	ug/L	SW846 6010B
FWGLL4MW-199C-0070-GW 07/13/05 11:20	**021**			
bis(2-Ethylhexyl) phthalate	2.8 B	1.0	ug/L	SW846 8270C
Nitrocellulose	0.12 B	0.50	mg/L	MCAWW 353.2

(Continued on next page)

EXECUTIVE SUMMARY - Detection Highlights

A5G140104

PARAMETER	RESULT	REPORTING LIMIT	UNITS	ANALYTICAL METHOD
FWGLL4MW-199C-0070-GF 07/13/05 11:20 022				
Arsenic	13.9	10.0	ug/L	SW846 6010B
Barium	95.1	10.0	ug/L	SW846 6010B
Calcium	76700	1000	ug/L	SW846 6010B
Iron	1570 J	1000	ug/L	SW846 6010B
Magnesium	20200	1000	ug/L	SW846 6010B
Manganese	323 J	100	ug/L	SW846 6010B
Potassium	1160 B,J	5000	ug/L	SW846 6010B
Sodium	9300	1000	ug/L	SW846 6010B
FWGWMP-tb-0090-gw 07/13/05 023				
Methylene chloride	1.3 J,B	2.0	ug/L	SW846 8260B

METHOD SUMMARY

ANALYTICAL METHODS SUMMARY

A5G140104

PARAMETER	ANALYTICAL METHOD
Cyanide, Total	SW846 9012A
Inductively Coupled Plasma (ICP) Metals	SW846 6010B
ICP-MS (6020)	SW846 6020
Mercury in Liquid Waste (Manual Cold-Vapor)	SW846 7470A
Nitrate-Nitrite	MCAWW 353.2
Nitroaromatics and Nitramines by HPLC	SW846 8330
Nitrocellulose as N, 353.2	MCAWW 353.2
Organics by UV/HPLC	NONE UV/HPLC per SOP
Organochlorine Pesticides	SW846 8081A
PCBs by SW-846 8082	SW846 8082
Semivolatile Organic Compounds by GC/MS	SW846 8270C
Trace Inductively Coupled Plasma (ICP) Metals	SW846 6010B
Volatile Organics by GC/MS	SW846 8260B

References:

MCAWW "Methods for Chemical Analysis of Water and Wastes", EPA-600/4-79-020, March 1983 and subsequent revisions.

NONE

SW846 "Test Methods for Evaluating Solid Waste, Physical/Chemical Methods", Third Edition, November 1986 and its updates.

SAMPLE SUMMARY

SAMPLE SUMMARY

A5G140104

WO #	SAMPLE#	CLIENT SAMPLE ID	SAMPLED DATE	SAMP TIME
HFFLQ	001	FWGLL12MW-186C-0076-GW	07/13/05	15:20
HFFL3	002	FWGLL12MW-186C-0076-GF	07/13/05	15:20
HFFL4	003	FWGBKGMW-004C-0047-GW	07/13/05	10:50
HFFL5	004	FWGBKGMW-004C-0047-GF	07/13/05	10:50
HFFL6	005	FWGLL11MW-002C-0071-GW	07/13/05	09:57
HFFL8	006	FWGLL11MW-002C-0071-GF	07/13/05	09:57
HFFMA	007	FWGLL4MW-198C-0069-GW	07/13/05	10:25
HFFMP	008	FWGLL4MW-198C-0069-GF	07/13/05	10:25
HFFMV	009	FWGLL11MW-007C-0072-GW	07/13/05	13:49
HFFM7	010	FWGLL11MW-007C-0072-GF	07/13/05	13:49
HFFNA	011	FWGBKGMW-008C-0050-GW	07/13/05	09:44
HFFNJ	012	FWGBKGMW-008C-0050-GF	07/13/05	09:44
HFFNM	013	FWGBKGMW-020C-0059-GW	07/13/05	15:17
HFFNR	014	FWGBKGMW-020C-0059-GF	07/13/05	15:17
HFFNV	015	FWGBKGMW-021C-0060-GW	07/13/05	13:15
HFFNW	016	FWGBKGMW-021C-0060-GF	07/13/05	13:15
HFFNX	017	FWGLL4MW-199C-0089-GW	07/13/05	11:20
HFFN0	018	FWGLL4MW-199C-0089-GF	07/13/05	11:20
HFFN2	019	FWGBKGMW-021C-0088-GW	07/13/05	13:15
HFFN5	020	FWGBKGMW-021C-0088-GF	07/13/05	13:15
HFFN6	021	FWGLL4MW-199C-0070-GW	07/13/05	11:20
HFFN9	022	FWGLL4MW-199C-0070-GF	07/13/05	11:20
HFFPC	023	FWGWMP-tb-0090-gw	07/13/05	

NOTE(S):

- The analytical results of the samples listed above are presented on the following pages.
- All calculations are performed before rounding to avoid round-off errors in calculated results.
- Results noted as "ND" were not detected at or above the stated limit.
- This report must not be reproduced, except in full, without the written approval of the laboratory.
- Results for the following parameters are never reported on a dry weight basis: color, corrosivity, density, flashpoint, ignitability, layers, odor, paint filter test, pH, porosity pressure, reactivity, redox potential, specific gravity, spot tests, solids, solubility, temperature, viscosity, and weight.

SHIPPING AND RECEIVING DOCUMENTS

Chain of Custody Record

SEVERN TRENT **STL**

Severn Trent Laboratories, Inc.

STL-4124 (0901)

Client	Project Manager	Date	Chain of Custody Number
Spec Pro	Chantelle Carrol	7-13-05	200956
Address	Telephone Number (Area Code)/Fax Number: 330-358-1753	Lab Number	Page 1 of

City	State	Zip Code	Site Contact	Lab Contact

Project Name and Location (State): FWGWMP RVAAP

Carrier/Waybill Number:

Contract/Purchase Order/Quote No.:

Analysis (Attach list if more space is needed)

Sample I.D. No. and Description (Containers for each sample may be combined on one line)	Date	Time	Matrix: Air	Aqueous	Sed.	Soil	Containers & Preservatives: Unpres.	H2SO4	HNO3	HCl	NaOH	ZnAc/NaOH	Exp	Cyanide	TAL metal	Pest/PCB	Prop	SVOC	nitrate	VOC	Special Instructions/ Conditions of Receipt
FWGLL12mw-186C-0076-GW	7-13-05	1520		X			8	1		3	1		2	1		2	2	~~2~~ 1	1	3	
FWGLL12mw-186C-0076-GF	7-13-05	1520		X					1						1						
FWGBKGmw-004C-0047-GW	7-13-05	1050		X						3										3	
FWGLL11mw-002C-0071-GW	7-13-05	0957		X						3										3	
FWGLL4mw-198C-0069-GW	7-13-05	1025		X						3										3	
FWGLL11mw-007C-0072-GW	7-13-05	1349		X						3										3	
FWGBKGmw-008C-0050-GW	7-13-05	0944		X						3										3	
FWGBKGmw-020C-0059-GW	7-13-05	1517		X						3										3	
FWGBKGmw-021C-0060-GW	7-13-05	1315		X						3										3	
FWGBKGmw-199C-0089-GW	7-13-05	1120		X						3										3	
FWGBKGmw-021C-0088-GW	7-13-05	1315		X						3										3	
FWGLL4mw-199C-0070-GW	7-13-05	1120		X						3										3	

Possible Hazard Identification: ☐ Non-Hazard ☐ Flammable ☐ Skin Irritant ☐ Poison B ☐ Unknown

Sample Disposal: ☐ Return To Client ☐ Disposal By Lab ☐ Archive For _____ Months (A fee may be assessed if samples are retained longer than 1 month)

Turn Around Time Required: ☐ 24 Hours ☐ 48 Hours ☐ 7 Days ☐ 14 Days ☐ 21 Days ☐ Other_____

QC Requirements (Specify):

	Date	Time		Date	Time
1. Relinquished By: Al Brillinger	7-13-05	1800	1. Received By: Al Haidet	7-13-05	1800
2. Relinquished By: A. H.	7-13-05	1955	2. Received By: Keith R. Miller	7-14-05	8:45
3. Relinquished By:			3. Received By:		

Comments:

DISTRIBUTION: WHITE - Returned to Client with Report; CANARY - Stays with the Sample; PINK - Field Copy

Chain of Custody Record

SEVERN TRENT **STL**

Severn Trent Laboratories, Inc.

TL-4124 (0901)

Client	Project Manager	Date	Chain of Custody Number
Spec Pro	Chantelle Carroll	7-13-05 AB (7-12-05)	200947
Address	**Telephone Number (Area Code)/Fax Number**	**Lab Number**	**Page 1 of 1**
	330-358-1753		
City Ravenna	**State** OH	**Zip Code**	**Site Contact**	**Lab Contact**
Project Name and Location (State) FWGWMP RVAAP	**Carrier/Waybill Number**	
Contract/Purchase Order/Quote No.		

Sample I.D. No. and Description (Containers for each sample may be combined on one line)	Date	Time	Matrix: Air	Aqueous	Sed.	Soil	Containers & Preservatives: Unpres.	H_2SO_4	HNO_3	HCl	NaOH	ZnAc/NaOH	Analysis: Exp	Cyan	TAL met	Pest/PCB	Prop	SVOC	Special Instructions/ Conditions of Receipt
3 2 FWGBKGmw-004C-0047-GW	7-13-05	10:50		X			8				1		2	1		2	2	2	
FWGBKGmw-004C-0047-GF	7-13-05	10:50		X					1						1				

Page 487

Possible Hazard Identification

☐ Non-Hazard ☐ Flammable ☐ Skin Irritant ☐ Poison B ☐ Unknown

Sample Disposal

☐ Return To Client ☐ Disposal By Lab ☐ Archive For _____ Months

(A fee may be assessed if samples are retained longer than 1 month)

Turn Around Time Required

☐ 24 Hours ☐ 48 Hours ☐ 7 Days ☐ 14 Days ☐ 21 Days ☐ Other _____

QC Requirements (Specify)

	Relinquished By	Date	Time	Received By	Date	Time
1.	Al Bullington	7-13-05	1800	Al Haidet	7-13-05	1800
2.	A H.	7-13-05	1955	Keith R. Miller	7-14-05	8:15
3.						

Comments

DISTRIBUTION: WHITE - Returned to Client with Report; CANARY - Stays with the Sample; PINK - Field Copy

APPENDIX B

STL North Canton

20

Chain of Custody Record

SEVERN TRENT **STL**

Severn Trent Laboratories, Inc.

21

TL-4124 (0901)

Client: Spec Pro	Project Manager: Chantelle Carroll	Date: 7-13-05	Chain of Custody Number: 200949
Address	Telephone Number (Area Code)/Fax Number: 330-358-1753	Lab Number	Page 1 of 1
City: Kawenna	State: OH	Zip Code	Site Contact	Lab Contact
Project Name and Location (State): FWGWMP RUAAP	Carrier/Waybill Number	
Contract/Purchase Order/Quote No.		

Sample I.D. No. and Description (Containers for each sample may be combined on one line)	Date	Time	Matrix: Air	Aqueous	Sed.	Soil	Containers & Preservatives: Unpres.	H2SO4	HNO3	HCl	NaOH	ZnAc/NaOH	Analysis: Exp	Cyanide	TAL Metal	Pest/PCB	Prop	SVOC	Special Instructions/ Conditions of Receipt
FWGLL1mw-002C-0071-GW	7-13-05	0957		X			8				1		2	1		2	2	2	
FWGLL1mw-002C-0071-GF	7-13-05	0957		X					1						1				

Possible Hazard Identification

☐ Non-Hazard ☐ Flammable ☐ Skin Irritant ☐ Poison B ☐ Unknown

Sample Disposal

☐ Return To Client ☐ Disposal By Lab ☐ Archive For _____ Months (A fee may be assessed if samples are retained longer than 1 month)

Turn Around Time Required

☐ 24 Hours ☐ 48 Hours ☐ 7 Days ☐ 14 Days ☐ 21 Days ☐ Other _____

QC Requirements (Specify)

	Date	Time		Date	Time
1. Relinquished By: Al Bullinger	7-13-05	1800	1. Received By: Al Waidet	7-13-05	1800
2. Relinquished By: A H.	7-13-05	1955	2. Received By: Keith R. Miller	7-14-05	8:15
3. Relinquished By			3. Received By		

Comments

DISTRIBUTION: WHITE - Returned to Client with Report; CANARY - Stays with the Sample; PINK - Field Copy

Chain of Custody Record

SEVERN TRENT **STL**

Severn Trent Laboratories, Inc.

22

TL-4124 (0901)

Client: Spec Pro	Project Manager: Chantelle Carroll	Date: 7-13-05	Chain of Custody Number: 200948
Address	Telephone Number (Area Code)/Fax Number: 330-358-1753	Lab Number	Page 1 of 1
City: Ravenna / State: OH / Zip Code	Site Contact	Lab Contact	
Project Name and Location (State): FWGWMP RVAAP	Carrier/Waybill Number		
Contract/Purchase Order/Quote No.			

Sample I.D. No. and Description (Containers for each sample may be combined on one line)	Date	Time	Matrix: Air	Aqueous	Sed.	Soil	Containers & Preservatives: Unpres.	H2SO4	HNO3	HCl	NaOH	ZnAc/NaOH	Analysis: Exp	Cyanide	TAL Metals Post /PC13	Prop	SVOC	Special Instructions/ Conditions of Receipt
FWGLL4MW-198C-0069-GW	7-13-05	1025		X			8				1		2	1		2	2	2
FWGLL4MW-198C-0069-GF	7-13-05	1025		X					1						1			

Page 489

Possible Hazard Identification

☐ Non-Hazard ☐ Flammable ☐ Skin Irritant ☐ Poison B ☐ Unknown

Sample Disposal

☐ Return To Client ☐ Disposal By Lab ☐ Archive For _____ Months (A fee may be assessed if samples are retained longer than 1 month)

Turn Around Time Required

☐ 24 Hours ☐ 48 Hours ☐ 7 Days ☐ 14 Days ☐ 21 Days ☐ Other _____

QC Requirements (Specify)

	Date	Time		Date	Time
1. Relinquished By: Al Bullington	7-13-05	1800	1. Received By: Al Waidet	7-13-05	1800
2. Relinquished By: A. H.	7-13-05	1955	2. Received By: Keith R. Miller	7-14-05	8:1
3. Relinquished By	Date	Time	3. Received By	Date	Time

Comments

DISTRIBUTION: WHITE - Returned to Client with Report; CANARY - Stays with the Sample; PINK - Field Copy

APPENDIX B

STL North Canton

Chain of Custody Record

SEVERN TRENT **STL**

Severn Trent Laboratories, Inc.

23

TL-4124 (0901)

Client	Project Manager	Date	Chain of Custody Number
Spec Pro	Chantelle Carroll	7-13-05	200953
Address	**Telephone Number (Area Code)/Fax Number**	**Lab Number**	**Page** 1 of 1
	330-358-1753		

City	State	Zip Code	Site Contact	Lab Contact

Project Name and Location (State)	Carrier/Waybill Number
FWGWMP RVAAP	

Contract/Purchase Order/Quote No.

Sample I.D. No. and Description (Containers for each sample may be combined on one line)	Date	Time	Matrix: Air	Aqueous	Sed.	Soil	Containers & Preservatives: Unpres.	H_2SO_4	HNO_3	HCl	NaOH	ZnAc/NaOH	Analysis: Exp Cyanide	TAL metal	Post PCB	Pest	SVOC	Special Instructions/ Conditions of Receipt
FWGLL11mw-007c-0072-GW	7/13/05	1349		X			8				1		2	1		2	2	2
FWGLL11mw-007c-0072-GF	7/13/05	1349		X					1						1			

Page 440

Possible Hazard Identification

☐ Non-Hazard ☐ Flammable ☐ Skin Irritant ☐ Poison B ☐ Unknown

Sample Disposal

☐ Return To Client ☐ Disposal By Lab ☐ Archive For _____ Months (A fee may be assessed if samples are retained longer than 1 month)

Turn Around Time Required

☐ 24 Hours ☐ 48 Hours ☐ 7 Days ☐ 14 Days ☐ 21 Days ☐ Other_____

QC Requirements (Specify)

	Relinquished By	Date	Time	Received By	Date	Time
1.	Al Bullinger	7/13/05	1800	Al Haidet	7-13-05	1800
2.	A. H.	7-13-05	1955	Keith R Miller	7-14-05	8:15
3.						

Comments

DISTRIBUTION: WHITE - Returned to Client with Report: CANARY - Stays with the Sample: PINK - Field Copy

STL North Canton

APPENDIX B

Chain of Custody Record

SEVERN TRENT **STL**

Severn Trent Laboratories, Inc.

TL-4124 (0901)

Client	Project Manager	Date	Chain of Custody Number
SpecPro	Chantelle Carroll	7-13-05	200955
Address	Telephone Number (Area Code)/Fax Number	Lab Number	Page 1 of 1
	330-358-1753		

City	State	Zip Code	Site Contact	Lab Contact

Project Name and Location (State)	Carrier/Waybill Number
FWGWMP RVAAP	

Contract/Purchase Order/Quote No.

Sample I.D. No. and Description (Containers for each sample may be combined on one line)	Date	Time	Matrix: Air	Aqueous	Sed.	Soil	Containers & Preservatives: Unpres.	H2SO4	HNO3	HCl	NaOH	ZnAc/NaOH	Analysis: Explosives	Cyanide	TAL metals	Pest/PCB	Prop	SVOC	Special Instructions/ Conditions of Receipt
FWGBKGmw-008C-0050-GW	7-13-05	0944		X			8				1		2	1		2	2	2	
FWGBKGmw-008C-0050-GF	7-13-05	0944		X					1						1				

Possible Hazard Identification

☐ Non-Hazard ☐ Flammable ☐ Skin Irritant ☐ Poison B ☐ Unknown

Sample Disposal

☐ Return To Client ☐ Disposal By Lab ☐ Archive For _____ Months (A fee may be assessed if samples are retained longer than 1 month)

Turn Around Time Required

☐ 24 Hours ☐ 48 Hours ☐ 7 Days ☐ 14 Days ☐ 21 Days ☐ Other_____

QC Requirements (Specify)

	Relinquished By	Date	Time	Received By	Date	Time
1	Amy Underwood	7/13/05	16:00	Al Haidet	7-13-05	1800
2	A.H.	7-13-05	1955	Keith A. Miller	7-14-05	8:15
3						

Comments

DISTRIBUTION: WHITE - Returned to Client with Report; CANARY - Stays with the Sample; PINK - Field Copy

Chain of Custody Record

SEVERN TRENT **STL**

Severn Trent Laboratories, Inc.

25

TL-4124 (0901)

Client: Spec Pro	Project Manager: Chantelle Carroll	Date: 7-13	Chain of Custody Number: 200954
Address	Telephone Number (Area Code)/Fax Number: 330-358-1753	Lab Number	Page 1 of 1
City / State / Zip Code	Site Contact	Lab Contact	
Project Name and Location (State): FWGWMP RVAAP	Carrier/Waybill Number		
Contract/Purchase Order/Quote No.			

Sample I.D. No. and Description (Containers for each sample may be combined on one line)	Date	Time	Matrix: Air	Aqueous	Sed	Soil	Containers & Preservatives: Unpres.	H2SO4	HNO3	HCl	NaOH	ZnAc/NaOH	Analysis: 2 Exp	Cyanide	TAL metal	Pest/PCB	2 Prop	2 SVOC	Special Instructions/ Conditions of Receipt
FWGBKGmw-020C-0059-GW	7/13/05	1517		X			8				1		2	1		2	2	2	
FWGBKGmw-020C-0059-GF	7/13/05	1517		X					1						1				

Page 442

Possible Hazard Identification

☐ Non-Hazard ☐ Flammable ☐ Skin Irritant ☐ Poison B ☐ Unknown

Sample Disposal

☐ Return To Client ☐ Disposal By Lab ☐ Archive For _____ Months (A fee may be assessed if samples are retained longer than 1 month)

Turn Around Time Required

☐ 24 Hours ☐ 48 Hours ☐ 7 Days ☐ 14 Days ☐ 21 Days ☐ Other _____

QC Requirements (Specify)

	Date	Time		Date	Time
1. Relinquished By: Allan B. Bullington	7/13/05	1800	1. Received By: Al Haidet	7-13-05	1806
2. Relinquished By: A. H.	7-13-05	1953	2. Received By: Keith R. Miller	7-14-05	8:
3. Relinquished By	Date	Time	3. Received By	Date	Time

Comments

DISTRIBUTION: WHITE - Returned to Client with Report; CANARY - Stays with the Sample; PINK - Field Copy

APPENDIX B

STL North Canton

Chain of Custody Record

SEVERN TRENT **STL**

Severn Trent Laboratories, Inc.

TL-4124 (0901)

Client	Project Manager	Date	Chain of Custody Number
SpecPro	Chantelle Carroll	7-13-05	230978
Address	**Telephone Number (Area Code)/Fax Number**	**Lab Number**	**Page** 1 **of** 1
	330-358-1753		

City	State	Zip Code	Site Contact	Lab Contact

Project Name and Location (State)	Carrier/Waybill Number
FWGWMP RVAAP	

Contract/Purchase Order/Quote No.

Sample I.D. No. and Description (Containers for each sample may be combined on one line)	Date	Time	Matrix: Air	Aqueous	Sed.	Soil	Containers & Preservatives: Unpres.	H2SO4	HNO3	HCl	NaOH	ZnAc/NaOH	Analysis: Exp	Cyanide	TAL Metal	Pest/PCB	Prod	SVOC	Special Instructions/ Conditions of Receipt
FWGBKGMW-021-0060-GW	7-13-05	1315		X			8				1		2	1		2	2	2	
FWGBKGMW-021-0060-GF	7-13-05	1315		X					1						1				

Possible Hazard Identification

☐ Non-Hazard ☐ Flammable ☐ Skin Irritant ☐ Poison B ☐ Unknown

Sample Disposal

☐ Return To Client ☐ Disposal By Lab ☐ Archive For _____ Months (A fee may be assessed if samples are retained longer than 1 month)

Turn Around Time Required

☐ 24 Hours ☐ 48 Hours ☐ 7 Days ☐ 14 Days ☐ 21 Days ☐ Other_____

QC Requirements (Specify)

	Relinquished By	Date	Time	Received By	Date	Time
1.	[signature]	7-13-05	1800	[signature]	7-13-05	1800
2.	[signature]	7-13-05	1955	[signature]	7-14-05	8:15
3.						

Comments

DISTRIBUTION: WHITE - Returned to Client with Report; CANARY - Stays with the Sample; PINK - Field Copy

Chain of Custody Record

SEVERN TRENT **STL**

Severn Trent Laboratories, Inc.

27

TL-4124 (0901)

Client	Project Manager	Date	Chain of Custody Number
SpecPro	Chantelle Carroll	7-13-05	230976
Address	Telephone Number (Area Code)/Fax Number	Lab Number	Page 1 of 1
	330-358-1753		
City / State / Zip Code	Site Contact	Lab Contact	
Project Name and Location (State)	Carrier/Waybill Number		
FWGWMP RVAAP			
Contract/Purchase Order/Quote No.			

Sample I.D. No. and Description (Containers for each sample may be combined on one line)	Date	Time	Matrix: Air	Aqueous	Sed.	Soil	Containers & Preservatives: Unpres.	H2SO4	HNO3	HCl	NaOH	ZnAc/NaOH	Analysis: EXP	Cyanide	TAL metal	Pest/PCB	Prop	SVOC	Special Instructions/ Conditions of Receipt
FWGLL4mw-199-0089-GW	7-13-05	1120		X			8				1		2	1		2	2	2	
FWGLL4mw-199-0089-GF	7-13-05	1120		X					1						1				

Possible Hazard Identification
☐ Non-Hazard ☐ Flammable ☐ Skin Irritant ☐ Poison B ☐ Unknown

Sample Disposal
☐ Return To Client ☐ Disposal By Lab ☐ Archive For _____ Months (A fee may be assessed if samples are retained longer than 1 month)

Turn Around Time Required
☐ 24 Hours ☐ 48 Hours ☐ 7 Days ☐ 14 Days ☐ 21 Days ☐ Other _____

QC Requirements (Specify)

		Date	Time
1. Relinquished By	Al Bullington	7-13-05	1800
2. Relinquished By	A. H.	7-13-05	1955
3. Relinquished By			
1. Received By	Al Haight	7-12-05	1800
2. Received By	Keith B. Miller	7-14-05	8:15
3. Received By			

Comments

DISTRIBUTION: WHITE - Returned to Client with Report; CANARY - Stays with the Sample; PINK - Field Copy

Chain of Custody Record

SEVERN TRENT **STL**

Severn Trent Laboratories, Inc.

TL-4124 (0901)

Client	Project Manager	Date	Chain of Custody Number
SpecPro	Chantelle Carrol	7-13-05	230979
Address	**Telephone Number (Area Code)/Fax Number**	**Lab Number**	**Page** 1 of 1
	330-358-1753		
City / **State** / **Zip Code**	**Site Contact**	**Lab Contact**	
Project Name and Location (State)	**Carrier/Waybill Number**		
FWGWMP RVAAP			
Contract/Purchase Order/Quote No.			

Sample I.D. No. and Description (Containers for each sample may be combined on one line)	Date	Time	Matrix: Air	Aqueous	Sed.	Soil	Containers & Preservatives: Unpres.	H_2SO_4	HNO_3	HCl	NaOH	ZnAc/NaOH	Analysis: Exp	Cyanide	TAL metal	Pest/PCB	Prop	SVOC	Special Instructions/ Conditions of Receipt
FWGBKGMW-021-0088-GW	7-13-05	1315		X			8				1		21			2	2	2	
FWGBKGMW-021-0088-GF	7-13-05	1315		X					1						1				

Page 445

Possible Hazard Identification

☐ Non-Hazard ☐ Flammable ☐ Skin Irritant ☐ Poison B ☐ Unknown

Sample Disposal

☐ Return To Client ☐ Disposal By Lab ☐ Archive For _____ Months (A fee may be assessed if samples are retained longer than 1 month)

Turn Around Time Required

☐ 24 Hours ☐ 48 Hours ☐ 7 Days ☐ 14 Days ☐ 21 Days ☐ Other_____

QC Requirements (Specify)

	Date	Time		Date	Time
1. Relinquished By: Al Bullock	7-13-05	1800	1. Received By: Al Wardet	7-13-05	1800
2. Relinquished By: A.H.	7-13-05	1955	2. Received By: Keith R. Miller	7-14-05	8:10
3. Relinquished By			3. Received By		

Comments

DISTRIBUTION: WHITE - Returned to Client with Report; CANARY - Stays with the Sample; PINK - Field Copy

APPENDIX B

STL North Canton

Chain of Custody Record

SEVERN TRENT **STL**

Severn Trent Laboratories, Inc.

TL-4124 (0901)

Client	Project Manager	Date	Chain of Custody Number
SpecPro	Chantelle Carroll	7-13-05	230977
Address	**Telephone Number (Area Code)/Fax Number**	**Lab Number**	**Page 1 of 1**
	330-358-1753		
City / **State** / **Zip Code**	**Site Contact**	**Lab Contact**	
Project Name and Location (State)	**Carrier/Waybill Number**		
FWGWMP RVAAP			
Contract/Purchase Order/Quote No.			

Sample I.D. No. and Description (Containers for each sample may be combined on one line)	Date	Time	Matrix: Air	Aqueous	Sed.	Soil	Containers & Preservatives: Unpres.	H2SO4	HNO3	HCl	NaOH	ZnAc/ NaOH	Analysis: Exp	Cyanide	TAL metal	Pest/PCB	Prop	SVOC	Special Instructions/ Conditions of Receipt
FWGW4mw-199C-0070-GW	7-13-05	1120		X			8				1		2	1		2	2	2	
FWGW4mw-199C-0070-GF	7-13-05	1120		X					1						J				

Page 446

Possible Hazard Identification

☐ Non-Hazard ☐ Flammable ☐ Skin Irritant ☐ Poison B ☐ Unknown

Sample Disposal

☐ Return To Client ☐ Disposal By Lab ☐ Archive For _____ Months

(A fee may be assessed if samples are retained longer than 1 month)

Turn Around Time Required

☐ 24 Hours ☐ 48 Hours ☐ 7 Days ☐ 14 Days ☐ 21 Days ☐ Other_____

QC Requirements (Specify)

	Date	Time		Date	Time
1. Relinquished By: Al Bulley	7-13-05	1800	1. Received By: Al Waidet	7-13-05	1880
2. Relinquished By: A.H.	7-13-05	1955	2. Received By: Keith R. Miller	7-14-05	8:15
3. Relinquished By			3. Received By		

Comments

DISTRIBUTION: WHITE - Returned to Client with Report; CANARY - Stays with the Sample; PINK - Field Copy

APPENDIX B

STL North Canton

STL Cooler Receipt Form/Narrative **Lot Number:** A56140104

North Canton Facility R VAAP

Client: Spec Pro Project: FWGWMP Quote#: _____

Cooler Received on: 7-14-05 Opened on: 7-14-05 by: Keith R Miller (Signature)

Fedx ☐ Client Drop Off ☐ UPS ☐ DHL ☐ FAS ☐ Other: STL courier

STL Cooler No# on back Foam Box ☐ Client Cooler ☐ Other ____

1. Were custody seals on the outside of the cooler? Yes ☑ No ☐ Intact? Yes ☑ No ☑ NA ☐
   If YES, Quantity 22
   Were the custody seals signed and dated? Yes ☑ No ☐ NA ☐
2. Shipper's packing slip attached to this form? Yes ☐ No ☐ NA ☑
3. Did custody papers accompany the samples? Yes ☑ No ☐ Relinquished by client? Yes ☑ No ☐
4. Did you sign the custody papers in the appropriate place? Yes ☑ No ☐
5. Packing material used: Bubble Wrap ☑ Foam ☑ None ☐ Other: _____
6. Cooler temperature upon receipt on back °C (see back of form for multiple coolers/temp)

METHOD: Temp Vial ☐ Coolant & Sample ☐ Against Bottles ☐ IR ☑ ICE/H_2O Slurry ☐

COOLANT: Wet Ice ☑ Blue Ice ☐ Dry Ice ☐ Water ☐ None ☐

7. Did all bottles arrive in good condition (Unbroken)? Yes ☑ No ☐
8. Could all bottle labels and/or tags be reconciled with the COC? Yes ☐ No ☑
9. Were samples at the correct pH? (record below/on back) Yes ☑ No ☐ NA ☐
10. Were correct bottles used for the tests indicated? Yes ☑ No ☐
11. Were air bubbles >6 mm in any VOA vials? Yes ☐ No ☑ NA ☐
12. Sufficient quantity received to perform indicated analyses? Yes ☑ No ☐

Contacted PM FJC Date: 7/14 by: WM via Voice Mail ☐ Verbal ☑ Other ☐

Concerning: #1

√	

1. CHAIN OF CUSTODY

The following discrepancies occurred:

Only received seven amber liters for sample FWGLL4MW-198C-0069GW. COC = 8 XL.

~~Will send 3XL~~ OM 7/15

Received 1x40 trip NOT on COC. Will log per email from client.

2. SAMPLE CONDITION

Sample(s) _____ were received after the recommended holding time had expired.

Sample(s) _____ were received in a broken container.

3. SAMPLE PRESERVATION

Sample(s) _____ were further preserved in sample receiving to meet recommended pH level(s). *Nitric Acid Lot # 051105-HNO3; Sulfuric Acid Lot # 102804-H2SO4; Sodium Hydroxide Lot # -041305 -NaOH; Hydrochloric Acid Lot # 100504-HCl; Sodium Hydroxide and Zinc Acetate Lot # 071604-CH3COO2ZN/NaOH*

Sample(s) _____ were received with bubble > 6 mm in diameter (cc: PM)

4. Other (see below or back)

COC = Nitrate will log NO_2/NH_3 per FJC.

Client ID	pH	Date	Initials
76	>12 <2 <2	7-14-05	KRM
88	>12 <2	"	"
71	>12 <2	"	"
72	>12 <2	"	"
70	>12 <2	"	"

Pg 2

STL North Canton Multiple Cooler Form ASG140104

Cooler	Temp	Method	Coolant	Comments
STL L101	2.8°C	IR	Wet ice	
STL L151	2.1°C	1	1	
STL L73	2.9°C			

STL Cooler Receipt Form/Narrative
North Canton Facility

Client ID	pH		Date	Initials
69	>12	<2	7-14-05	KRM
60	>12	<2		
89	>12	<2		
50	>12	<2		
59	>12	<2		
47	>12	<2		

Cooler	Temp	Method	Coolant
STL G23	4.3°C	IR	Wet ice
STL J622	2.9°C		Wet ice
STL K999	4.2°C		Wet ice
STL L117	4.0°C		
STL L137	3.2°C		
STL L136	2.8°C		
STL K23	2.7°C		
STL K667	1.7°C		

Discrepancies Cont.

See attached for remaining cooler temps

GCMS VOLATILE DATA

SpecPro Inc

Client Sample ID: FWGLL12MW-186C-0076-GW

GC/MS Volatiles

Lot-Sample #...: A5G140104-001 **Work Order #...:** HFFLQ1AA **Matrix.....:** WG
Date Sampled...: 07/13/05 15:20 **Date Received..:** 07/14/05
Prep Date.....: 07/25/05 **Analysis Date..:** 07/25/05
Prep Batch #...: 5207150
Dilution Factor: 1 **Initial Wgt/Vol:** 5 mL **Final Wgt/Vol..:** 5 mL
Method.....: SW846 8260B

PARAMETER	RESULT	REPORTING LIMIT	UNITS
Chloromethane	ND	1.0	ug/L
Bromomethane	ND	1.0	ug/L
Vinyl chloride	ND	1.0	ug/L
Chloroethane	ND	1.0	ug/L
Methylene chloride	ND	2.0	ug/L
Acetone	ND	10	ug/L
Carbon disulfide	ND	1.0	ug/L
1,1-Dichloroethene	ND	1.0	ug/L
1,1-Dichloroethane	ND	1.0	ug/L
1,2-Dichloroethene (total)	ND	1.0	ug/L
Chloroform	ND	1.0	ug/L
1,2-Dichloroethane	ND	1.0	ug/L
2-Butanone	ND	10	ug/L
1,1,1-Trichloroethane	ND	1.0	ug/L
Carbon tetrachloride	ND	1.0	ug/L
Bromodichloromethane	ND	1.0	ug/L
1,2-Dichloropropane	ND	1.0	ug/L
cis-1,3-Dichloropropene	ND	1.0	ug/L
Trichloroethene	ND	1.0	ug/L
Dibromochloromethane	ND	1.0	ug/L
1,1,2-Trichloroethane	ND	1.0	ug/L
Benzene	ND	1.0	ug/L
trans-1,3-Dichloropropene	ND	1.0	ug/L
Bromoform	ND	1.0	ug/L
4-Methyl-2-pentanone	ND	10	ug/L
2-Hexanone	ND	10	ug/L
Tetrachloroethene	ND	1.0	ug/L
1,1,2,2-Tetrachloroethane	ND	1.0	ug/L
Toluene	ND	1.0	ug/L
Chlorobenzene	ND	1.0	ug/L
Ethylbenzene	ND	1.0	ug/L
Styrene	ND	1.0	ug/L
Xylenes (total)	ND	2.0	ug/L

SURROGATE	PERCENT RECOVERY	RECOVERY LIMITS
Dibromofluoromethane	86	(73 - 122)
1,2-Dichloroethane-d4	82	(61 - 128)
Toluene-d8	95	(76 - 110)
4-Bromofluorobenzene	94	(74 - 116)

SpecPro Inc

FWGLL12MW-186C-0076-GW

GC/MS Volatiles

Lot-Sample #: A5G140104-001 **Work Order #:** HFFLQ1AA **Matrix:** WG

MASS SPECTROMETER/DATA SYSTEM (MSDS) TENTATIVELY IDENTIFIED COMPOUNDS

PARAMETER	CAS #	ESTIMATED RESULT	RETENTION TIME	UNITS
None				ug/L

SpecPro Inc

Client Sample ID: FWGBKGMW-004C-0047-GW

GC/MS Volatiles

Lot-Sample #...: A5G140104-003 **Work Order #...:** HFFL41AA **Matrix.....:** WG
Date Sampled...: 07/13/05 10:50 **Date Received..:** 07/14/05
Prep Date.....: 07/25/05 **Analysis Date..:** 07/25/05
Prep Batch #...: 5207150
Dilution Factor: 1 **Initial Wgt/Vol:** 5 mL **Final Wgt/Vol..:** 5 mL
Method.....: SW846 8260B

PARAMETER	RESULT	REPORTING LIMIT	UNITS
Chloromethane	ND	1.0	ug/L
Bromomethane	ND	1.0	ug/L
Vinyl chloride	ND	1.0	ug/L
Chloroethane	ND	1.0	ug/L
Methylene chloride	ND	2.0	ug/L
Acetone	ND	10	ug/L
Carbon disulfide	ND	1.0	ug/L
1,1-Dichloroethene	ND	1.0	ug/L
1,1-Dichloroethane	ND	1.0	ug/L
1,2-Dichloroethene (total)	ND	1.0	ug/L
Chloroform	ND	1.0	ug/L
1,2-Dichloroethane	ND	1.0	ug/L
2-Butanone	ND	10	ug/L
1,1,1-Trichloroethane	ND	1.0	ug/L
Carbon tetrachloride	ND	1.0	ug/L
Bromodichloromethane	ND	1.0	ug/L
1,2-Dichloropropane	ND	1.0	ug/L
cis-1,3-Dichloropropene	ND	1.0	ug/L
Trichloroethene	ND	1.0	ug/L
Dibromochloromethane	ND	1.0	ug/L
1,1,2-Trichloroethane	ND	1.0	ug/L
Benzene	ND	1.0	ug/L
trans-1,3-Dichloropropene	ND	1.0	ug/L
Bromoform	ND	1.0	ug/L
4-Methyl-2-pentanone	ND	10	ug/L
2-Hexanone	ND	10	ug/L
Tetrachloroethene	ND	1.0	ug/L
1,1,2,2-Tetrachloroethane	ND	1.0	ug/L
Toluene	ND	1.0	ug/L
Chlorobenzene	ND	1.0	ug/L
Ethylbenzene	ND	1.0	ug/L
Styrene	ND	1.0	ug/L
Xylenes (total)	ND	2.0	ug/L

SURROGATE	PERCENT RECOVERY	RECOVERY LIMITS
Dibromofluoromethane	85	(73 - 122)
1,2-Dichloroethane-d4	84	(61 - 128)
Toluene-d8	93	(76 - 110)
4-Bromofluorobenzene	89	(74 - 116)

GCMS SEMIVOLATILE DATA

SpecPro Inc

Client Sample ID: FWGLL12MW-186C-0076-GW

GC/MS Semivolatiles

Lot-Sample #...: A5G140104-001 **Work Order #...:** HFFLQ1AC **Matrix.....:** WG
Date Sampled...: 07/13/05 15:20 **Date Received..:** 07/14/05
Prep Date.....: 07/17/05 **Analysis Date..:** 07/20/05
Prep Batch #...: 5197084
Dilution Factor: 1 **Initial Wgt/Vol:** 940 mL **Final Wgt/Vol..:** 2 mL
Method.....: SW846 8270C

PARAMETER	RESULT	REPORTING LIMIT	UNITS
Phenol	ND	1.0	ug/L
bis(2-Chloroethyl)-ether	ND	1.0	ug/L
2-Chlorophenol	ND	1.0	ug/L
1,3-Dichlorobenzene	ND	1.0	ug/L
1,4-Dichlorobenzene	ND	1.0	ug/L
1,2-Dichlorobenzene	ND	1.0	ug/L
2-Methylphenol	ND	1.0	ug/L
2,2'-oxybis(1-Chloro-propane)	ND	1.0	ug/L
4-Methylphenol	ND	1.0	ug/L
N-Nitrosodi-n-propyl-amine	ND	1.0	ug/L
Hexachloroethane	ND	1.0	ug/L
Nitrobenzene	ND	1.0	ug/L
Isophorone	ND	1.0	ug/L
2-Nitrophenol	ND	2.0	ug/L
2,4-Dimethylphenol	ND	2.0	ug/L
bis(2-Chloroethoxy) methane	ND	1.0	ug/L
2,4-Dichlorophenol	ND	2.0	ug/L
1,2,4-Trichloro-benzene	ND	1.0	ug/L
Naphthalene	ND	0.20	ug/L
4-Chloroaniline	ND	2.0	ug/L
Hexachlorobutadiene	ND	1.0	ug/L
4-Chloro-3-methylphenol	ND	2.0	ug/L
2-Methylnaphthalene	ND	0.20	ug/L
Hexachlorocyclopenta-diene	ND	10	ug/L
2,4,6-Trichloro-phenol	ND	5.0	ug/L
2,4,5-Trichloro-phenol	ND	5.0	ug/L
2-Chloronaphthalene	ND	1.0	ug/L
2-Nitroaniline	ND	2.0	ug/L
Dimethyl phthalate	ND	1.0	ug/L
Acenaphthylene	ND	0.20	ug/L

(Continued on next page)

SpecPro Inc

Client Sample ID: FWGLL12MW-186C-0076-GW

GC/MS Semivolatiles

Lot-Sample #...: A5G140104-001 **Work Order #...:** HFFLQ1AC **Matrix.....:** WG

PARAMETER	RESULT	REPORTING LIMIT	UNITS
2,6-Dinitrotoluene	ND	5.0	ug/L
3-Nitroaniline	ND	2.0	ug/L
Acenaphthene	ND	0.20	ug/L
2,4-Dinitrophenol	ND	5.0	ug/L
4-Nitrophenol	ND	5.0	ug/L
Dibenzofuran	ND	1.0	ug/L
2,4-Dinitrotoluene	ND	5.0	ug/L
Diethyl phthalate	**0.60 J,B**	**1.0**	**ug/L**
4-Chlorophenyl phenyl ether	ND	2.0	ug/L
Fluorene	ND	0.20	ug/L
4-Nitroaniline	ND	2.0	ug/L
4,6-Dinitro-2-methylphenol	ND	5.0	ug/L
N-Nitrosodiphenylamine	ND	1.0	ug/L
4-Bromophenyl phenyl ether	ND	2.0	ug/L
Hexachlorobenzene	ND	0.20	ug/L
Pentachlorophenol	ND	5.0	ug/L
Phenanthrene	ND	0.20	ug/L
Anthracene	ND	0.20	ug/L
Carbazole	ND	1.0	ug/L
Di-n-butyl phthalate	**0.51 J,B**	**1.0**	**ug/L**
Fluoranthene	ND	0.20	ug/L
Pyrene	ND	0.20	ug/L
Butyl benzyl phthalate	ND	1.0	ug/L
3,3'-Dichlorobenzidine	ND	5.0	ug/L
Benzo(a)anthracene	ND	0.20	ug/L
Chrysene	ND	0.20	ug/L
bis(2-Ethylhexyl) phthalate	**2.6 B**	**1.0**	**ug/L**
Di-n-octyl phthalate	ND	1.0	ug/L
Benzo(b)fluoranthene	ND	0.20	ug/L
Benzo(k)fluoranthene	ND	0.20	ug/L
Benzo(a)pyrene	ND	0.20	ug/L
Indeno(1,2,3-cd)pyrene	ND	0.20	ug/L
Dibenz(a,h)anthracene	ND	0.20	ug/L
Benzo(ghi)perylene	ND	0.20	ug/L

(Continued on next page)

SpecPro Inc

Client Sample ID: FWGLL12MW-186C-0076-GW

GC/MS Semivolatiles

Lot-Sample #...: A5G140104-001 **Work Order #...:** HFFLQ1AC **Matrix.....:** WG

SURROGATE	PERCENT RECOVERY	RECOVERY LIMITS
Nitrobenzene-d5	101	(32 - 112)
2-Fluorobiphenyl	73	(30 - 110)
Terphenyl-d14	106	(51 - 135)
Phenol-d5	1.7 *	(10 - 117)
2-Fluorophenol	0.0 *	(19 - 108)
2,4,6-Tribromophenol	0.0 *	(42 - 124)

NOTE(S):

* Surrogate recovery is outside stated control limits.

J Estimated result. Result is less than RL.

B Method blank contamination. The associated method blank contains the target analyte at a reportable level.

SpecPro Inc

FWGLL12MW-186C-0076-GW

GC/MS Semivolatiles

Lot-Sample #: A5G140104-001 **Work Order #:** HFFLQ1AC **Matrix:** WG

MASS SPECTROMETER/DATA SYSTEM (MSDS) TENTATIVELY IDENTIFIED COMPOUNDS

PARAMETER	CAS #	ESTIMATED RESULT		RETENTION TIME	UNITS
Unknown		9.6 J	M	2.7449	ug/L
Unknown		1.9 J	M	3.0334	ug/L
Unknown		24 J	M	3.2791	ug/L
Unknown		1.4 J	M	3.3325	ug/L
2-Pyrrolidinone, 1-methyl-	872-50-4	1.2 NJ	M	3.5088	ug/L
Unknown		2.2 J	M	4.2086	ug/L
Unknown		1.3 J	M	5.0527	ug/L
Unknown		1.7 J	M	7.9749	ug/L
Unknown		93 J	M	11.287	ug/L

NOTE(S):

M: Result was measured against nearest internal standard assuming a response factor of 1.

SpecPro Inc

Client Sample ID: FWGBKGMW-004C-0047-GW

GC/MS Semivolatiles

Lot-Sample #...: A5G140104-003 **Work Order #...:** HFFL41AC **Matrix.....:** WG
Date Sampled...: 07/13/05 10:50 **Date Received..:** 07/14/05
Prep Date.....: 07/15/05 **Analysis Date..:** 07/20/05
Prep Batch #...: 5196051
Dilution Factor: 1 **Initial Wgt/Vol:** 1055 mL **Final Wgt/Vol..:** 2 mL
Method.....: SW846 8270C

PARAMETER	RESULT	REPORTING LIMIT	UNITS
Phenol	ND	1.0	ug/L
bis(2-Chloroethyl)-ether	ND	1.0	ug/L
2-Chlorophenol	ND	1.0	ug/L
1,3-Dichlorobenzene	ND	1.0	ug/L
1,4-Dichlorobenzene	ND	1.0	ug/L
1,2-Dichlorobenzene	ND	1.0	ug/L
2-Methylphenol	ND	1.0	ug/L
2,2'-oxybis(1-Chloro-propane)	ND	1.0	ug/L
4-Methylphenol	ND	1.0	ug/L
N-Nitrosodi-n-propyl-amine	ND	1.0	ug/L
Hexachloroethane	ND	1.0	ug/L
Nitrobenzene	ND	1.0	ug/L
Isophorone	ND	1.0	ug/L
2-Nitrophenol	ND	2.0	ug/L
2,4-Dimethylphenol	ND	2.0	ug/L
bis(2-Chloroethoxy) methane	ND	1.0	ug/L
2,4-Dichlorophenol	ND	2.0	ug/L
1,2,4-Trichloro-benzene	ND	1.0	ug/L
Naphthalene	ND	0.20	ug/L
4-Chloroaniline	ND	2.0	ug/L
Hexachlorobutadiene	ND	1.0	ug/L
4-Chloro-3-methylphenol	ND	2.0	ug/L
2-Methylnaphthalene	ND	0.20	ug/L
Hexachlorocyclopenta-diene	ND	10	ug/L
2,4,6-Trichloro-phenol	ND	5.0	ug/L
2,4,5-Trichloro-phenol	ND	5.0	ug/L
2-Chloronaphthalene	ND	1.0	ug/L
2-Nitroaniline	ND	2.0	ug/L
Dimethyl phthalate	ND	1.0	ug/L
Acenaphthylene	ND	0.20	ug/L

(Continued on next page)

SpecPro Inc

Client Sample ID: FWGBKGMW-004C-0047-GW

GC/MS Semivolatiles

Lot-Sample #...: A5G140104-003 **Work Order #...:** HFFL41AC **Matrix.....:** WG

PARAMETER	RESULT	REPORTING LIMIT	UNITS
2,6-Dinitrotoluene	ND	5.0	ug/L
3-Nitroaniline	ND	2.0	ug/L
Acenaphthene	ND	0.20	ug/L
2,4-Dinitrophenol	ND	5.0	ug/L
4-Nitrophenol	ND	5.0	ug/L
Dibenzofuran	ND	1.0	ug/L
2,4-Dinitrotoluene	ND	5.0	ug/L
Diethyl phthalate	ND	1.0	ug/L
4-Chlorophenyl phenyl ether	ND	2.0	ug/L
Fluorene	ND	0.20	ug/L
4-Nitroaniline	ND	2.0	ug/L
4,6-Dinitro-2-methylphenol	ND	5.0	ug/L
N-Nitrosodiphenylamine	ND	1.0	ug/L
4-Bromophenyl phenyl ether	ND	2.0	ug/L
Hexachlorobenzene	ND	0.20	ug/L
Pentachlorophenol	ND	5.0	ug/L
Phenanthrene	ND	0.20	ug/L
Anthracene	ND	0.20	ug/L
Carbazole	ND	1.0	ug/L
Di-n-butyl phthalate	ND	1.0	ug/L
Fluoranthene	ND	0.20	ug/L
Pyrene	ND	0.20	ug/L
Butyl benzyl phthalate	ND	1.0	ug/L
3,3'-Dichlorobenzidine	ND	5.0	ug/L
Benzo(a)anthracene	ND	0.20	ug/L
Chrysene	ND	0.20	ug/L
bis(2-Ethylhexyl) phthalate	**3.8 B**	**1.0**	**ug/L**
Di-n-octyl phthalate	ND	1.0	ug/L
Benzo(b)fluoranthene	ND	0.20	ug/L
Benzo(k)fluoranthene	ND	0.20	ug/L
Benzo(a)pyrene	ND	0.20	ug/L
Indeno(1,2,3-cd)pyrene	ND	0.20	ug/L
Dibenz(a,h)anthracene	ND	0.20	ug/L
Benzo(ghi)perylene	ND	0.20	ug/L

(Continued on next page)

SpecPro Inc

Client Sample ID: FWGBKGMW-004C-0047-GW

GC/MS Semivolatiles

Lot-Sample #...: A5G140104-003 **Work Order #...:** HFFL41AC **Matrix.....:** WG

SURROGATE	PERCENT RECOVERY	RECOVERY LIMITS
Nitrobenzene-d5	84	(32 - 112)
2-Fluorobiphenyl	61	(30 - 110)
Terphenyl-d14	87	(51 - 135)
Phenol-d5	66	(10 - 117)
2-Fluorophenol	50	(19 - 108)
2,4,6-Tribromophenol	72	(42 - 124)

NOTE(S):

B Method blank contamination. The associated method blank contains the target analyte at a reportable level.

SpecPro Inc

FWGBKGMW-004C-0047-GW

GC/MS Semivolatiles

Lot-Sample #: A5G140104-003 **Work Order #:** HFFL41AC **Matrix:** WG

MASS SPECTROMETER/DATA SYSTEM (MSDS) TENTATIVELY IDENTIFIED COMPOUNDS

PARAMETER	CAS #	ESTIMATED RESULT		RETENTION TIME	UNITS
Unknown		0.81 J	M	2.7471	ug/L
Unknown		2.3 J	M	5.8349	ug/L

NOTE(S):

M: Result was measured against nearest internal standard assuming a response factor of 1.

SpecPro Inc

Client Sample ID: FWGLL11MW-002C-0071-GW

GC/MS Semivolatiles

Lot-Sample #...: A5G140104-005 **Work Order #...:** HFFL61AC **Matrix.....:** WG
Date Sampled...: 07/13/05 09:57 **Date Received..:** 07/14/05
Prep Date.....: 07/15/05 **Analysis Date..:** 07/20/05
Prep Batch #...: 5196051
Dilution Factor: 1 **Initial Wgt/Vol:** 1010 mL **Final Wgt/Vol..:** 2 mL
Method.....: SW846 8270C

PARAMETER	RESULT	REPORTING LIMIT	UNITS
Phenol	ND	1.0	ug/L
bis(2-Chloroethyl)-ether	ND	1.0	ug/L
2-Chlorophenol	ND	1.0	ug/L
1,3-Dichlorobenzene	ND	1.0	ug/L
1,4-Dichlorobenzene	ND	1.0	ug/L
1,2-Dichlorobenzene	ND	1.0	ug/L
2-Methylphenol	ND	1.0	ug/L
2,2'-oxybis(1-Chloro-propane)	ND	1.0	ug/L
4-Methylphenol	ND	1.0	ug/L
N-Nitrosodi-n-propyl-amine	ND	1.0	ug/L
Hexachloroethane	ND	1.0	ug/L
Nitrobenzene	ND	1.0	ug/L
Isophorone	ND	1.0	ug/L
2-Nitrophenol	ND	2.0	ug/L
2,4-Dimethylphenol	ND	2.0	ug/L
bis(2-Chloroethoxy) methane	ND	1.0	ug/L
2,4-Dichlorophenol	ND	2.0	ug/L
1,2,4-Trichloro-benzene	ND	1.0	ug/L
Naphthalene	ND	0.20	ug/L
4-Chloroaniline	ND	2.0	ug/L
Hexachlorobutadiene	ND	1.0	ug/L
4-Chloro-3-methylphenol	ND	2.0	ug/L
2-Methylnaphthalene	ND	0.20	ug/L
Hexachlorocyclopenta-diene	ND	10	ug/L
2,4,6-Trichloro-phenol	ND	5.0	ug/L
2,4,5-Trichloro-phenol	ND	5.0	ug/L
2-Chloronaphthalene	ND	1.0	ug/L
2-Nitroaniline	ND	2.0	ug/L
Dimethyl phthalate	ND	1.0	ug/L
Acenaphthylene	ND	0.20	ug/L

(Continued on next page)

SpecPro Inc

Client Sample ID: FWGLL11MW-002C-0071-GW

GC/MS Semivolatiles

Lot-Sample #...: A5G140104-005 **Work Order #...:** HFFL61AC **Matrix.....:** WG

PARAMETER	RESULT	REPORTING LIMIT	UNITS
2,6-Dinitrotoluene	ND	5.0	ug/L
3-Nitroaniline	ND	2.0	ug/L
Acenaphthene	ND	0.20	ug/L
2,4-Dinitrophenol	ND	5.0	ug/L
4-Nitrophenol	ND	5.0	ug/L
Dibenzofuran	ND	1.0	ug/L
2,4-Dinitrotoluene	ND	5.0	ug/L
Diethyl phthalate	ND	1.0	ug/L
4-Chlorophenyl phenyl ether	ND	2.0	ug/L
Fluorene	ND	0.20	ug/L
4-Nitroaniline	ND	2.0	ug/L
4,6-Dinitro-2-methylphenol	ND	5.0	ug/L
N-Nitrosodiphenylamine	ND	1.0	ug/L
4-Bromophenyl phenyl ether	ND	2.0	ug/L
Hexachlorobenzene	ND	0.20	ug/L
Pentachlorophenol	ND	5.0	ug/L
Phenanthrene	ND	0.20	ug/L
Anthracene	ND	0.20	ug/L
Carbazole	ND	1.0	ug/L
Di-n-butyl phthalate	**0.56 J**	**1.0**	**ug/L**
Fluoranthene	ND	0.20	ug/L
Pyrene	ND	0.20	ug/L
Butyl benzyl phthalate	ND	1.0	ug/L
3,3'-Dichlorobenzidine	ND	5.0	ug/L
Benzo(a)anthracene	ND	0.20	ug/L
Chrysene	ND	0.20	ug/L
bis(2-Ethylhexyl) phthalate	**3.1 B**	**1.0**	**ug/L**
Di-n-octyl phthalate	ND	1.0	ug/L
Benzo(b)fluoranthene	ND	0.20	ug/L
Benzo(k)fluoranthene	ND	0.20	ug/L
Benzo(a)pyrene	ND	0.20	ug/L
Indeno(1,2,3-cd)pyrene	ND	0.20	ug/L
Dibenz(a,h)anthracene	ND	0.20	ug/L
Benzo(ghi)perylene	ND	0.20	ug/L

(Continued on next page)

SpecPro Inc

Client Sample ID: FWGLL11MW-002C-0071-GW

GC/MS Semivolatiles

Lot-Sample #...: A5G140104-005 **Work Order #...:** HFFL61AC **Matrix.....:** WG

SURROGATE	PERCENT RECOVERY	RECOVERY LIMITS
Nitrobenzene-d5	78	(32 - 112)
2-Fluorobiphenyl	54	(30 - 110)
Terphenyl-d14	57	(51 - 135)
Phenol-d5	59	(10 - 117)
2-Fluorophenol	40	(19 - 108)
2,4,6-Tribromophenol	42	(42 - 124)

NOTE(S):

J Estimated result. Result is less than RL.

B Method blank contamination. The associated method blank contains the target analyte at a reportable level.

SpecPro Inc

FWGLL11MW-002C-0071-GW

GC/MS Semivolatiles

Lot-Sample #: A5G140104-005 **Work Order #:** HFFL61AC **Matrix:** WG

MASS SPECTROMETER/DATA SYSTEM (MSDS) TENTATIVELY IDENTIFIED COMPOUNDS

PARAMETER	CAS #	ESTIMATED RESULT		RETENTION TIME	UNITS
Diethyltoluamide	134-62-3	17 NJ	M	5.8269	ug/L
Unknown		0.94 J	M	6.1955	ug/L
Unknown		0.95 J	M	10.442	ug/L

NOTE(S):

M: Result was measured against nearest internal standard assuming a response factor of 1.

SpecPro Inc

Client Sample ID: FWGLL4MW-198C-0069-GW

GC/MS Semivolatiles

Lot-Sample #...: A5G140104-007 **Work Order #...:** HFFMA1AC **Matrix.....:** WG
Date Sampled...: 07/13/05 10:25 **Date Received..:** 07/14/05
Prep Date.....: 07/15/05 **Analysis Date..:** 07/20/05
Prep Batch #...: 5196051
Dilution Factor: 1 **Initial Wgt/Vol:** 960 mL **Final Wgt/Vol..:** 2 mL
Method.....: SW846 8270C

PARAMETER	RESULT	REPORTING LIMIT	UNITS
Phenol	ND	1.0	ug/L
bis(2-Chloroethyl)-ether	ND	1.0	ug/L
2-Chlorophenol	ND	1.0	ug/L
1,3-Dichlorobenzene	ND	1.0	ug/L
1,4-Dichlorobenzene	ND	1.0	ug/L
1,2-Dichlorobenzene	ND	1.0	ug/L
2-Methylphenol	ND	1.0	ug/L
2,2'-oxybis(1-Chloro-propane)	ND	1.0	ug/L
4-Methylphenol	ND	1.0	ug/L
N-Nitrosodi-n-propyl-amine	ND	1.0	ug/L
Hexachloroethane	ND	1.0	ug/L
Nitrobenzene	ND	1.0	ug/L
Isophorone	ND	1.0	ug/L
2-Nitrophenol	ND	2.0	ug/L
2,4-Dimethylphenol	ND	2.0	ug/L
bis(2-Chloroethoxy) methane	ND	1.0	ug/L
2,4-Dichlorophenol	ND	2.0	ug/L
1,2,4-Trichloro-benzene	ND	1.0	ug/L
Naphthalene	ND	0.20	ug/L
4-Chloroaniline	ND	2.0	ug/L
Hexachlorobutadiene	ND	1.0	ug/L
4-Chloro-3-methylphenol	ND	2.0	ug/L
2-Methylnaphthalene	ND	0.20	ug/L
Hexachlorocyclopenta-diene	ND	10	ug/L
2,4,6-Trichloro-phenol	ND	5.0	ug/L
2,4,5-Trichloro-phenol	ND	5.0	ug/L
2-Chloronaphthalene	ND	1.0	ug/L
2-Nitroaniline	ND	2.0	ug/L
Dimethyl phthalate	ND	1.0	ug/L
Acenaphthylene	ND	0.20	ug/L

(Continued on next page)

SpecPro Inc

Client Sample ID: FWGLL4MW-198C-0069-GW

GC/MS Semivolatiles

Lot-Sample #...: A5G140104-007 **Work Order #...:** HFFMA1AC **Matrix.....:** WG

PARAMETER	RESULT	REPORTING LIMIT	UNITS
2,6-Dinitrotoluene	ND	5.0	ug/L
3-Nitroaniline	ND	2.0	ug/L
Acenaphthene	ND	0.20	ug/L
2,4-Dinitrophenol	ND	5.0	ug/L
4-Nitrophenol	ND	5.0	ug/L
Dibenzofuran	ND	1.0	ug/L
2,4-Dinitrotoluene	ND	5.0	ug/L
Diethyl phthalate	ND	1.0	ug/L
4-Chlorophenyl phenyl ether	ND	2.0	ug/L
Fluorene	ND	0.20	ug/L
4-Nitroaniline	ND	2.0	ug/L
4,6-Dinitro-2-methylphenol	ND	5.0	ug/L
N-Nitrosodiphenylamine	ND	1.0	ug/L
4-Bromophenyl phenyl ether	ND	2.0	ug/L
Hexachlorobenzene	ND	0.20	ug/L
Pentachlorophenol	ND	5.0	ug/L
Phenanthrene	ND	0.20	ug/L
Anthracene	ND	0.20	ug/L
Carbazole	ND	1.0	ug/L
Di-n-butyl phthalate	ND	1.0	ug/L
Fluoranthene	ND	0.20	ug/L
Pyrene	ND	0.20	ug/L
Butyl benzyl phthalate	ND	1.0	ug/L
3,3'-Dichlorobenzidine	ND	5.0	ug/L
Benzo(a)anthracene	ND	0.20	ug/L
Chrysene	ND	0.20	ug/L
bis(2-Ethylhexyl) phthalate	**4.8 B**	**1.0**	**ug/L**
Di-n-octyl phthalate	ND	1.0	ug/L
Benzo(b)fluoranthene	ND	0.20	ug/L
Benzo(k)fluoranthene	ND	0.20	ug/L
Benzo(a)pyrene	ND	0.20	ug/L
Indeno(1,2,3-cd)pyrene	ND	0.20	ug/L
Dibenz(a,h)anthracene	ND	0.20	ug/L
Benzo(ghi)perylene	ND	0.20	ug/L

(Continued on next page)

SpecPro Inc

Client Sample ID: FWGLL4MW-198C-0069-GW

GC/MS Semivolatiles

Lot-Sample #...: A5G140104-007 **Work Order #...:** HFFMA1AC **Matrix.....:** WG

SURROGATE	PERCENT RECOVERY	RECOVERY LIMITS
Nitrobenzene-d5	87	(32 - 112)
2-Fluorobiphenyl	62	(30 - 110)
Terphenyl-d14	78	(51 - 135)
Phenol-d5	66	(10 - 117)
2-Fluorophenol	42	(19 - 108)
2,4,6-Tribromophenol	72	(42 - 124)

NOTE(S):

B Method blank contamination. The associated method blank contains the target analyte at a reportable level.

SpecPro Inc

FWGLL4MW-198C-0069-GW

GC/MS Semivolatiles

Lot-Sample #: A5G140104-007 **Work Order #:** HFFMA1AC **Matrix:** WG

MASS SPECTROMETER/DATA SYSTEM (MSDS) TENTATIVELY IDENTIFIED COMPOUNDS

PARAMETER	CAS #	ESTIMATED RESULT		RETENTION TIME	UNITS
Unknown		3.0 J	M	5.838	ug/L
Unknown		13 J	M	7.9962	ug/L

NOTE(S):

M: Result was measured against nearest internal standard assuming a response factor of 1.

SpecPro Inc

Client Sample ID: FWGLL11MW-007C-0072-GW

GC/MS Semivolatiles

Lot-Sample #...: A5G140104-009 **Work Order #...:** HFFMV1AC **Matrix.....:** WG
Date Sampled...: 07/13/05 13:49 **Date Received..:** 07/14/05
Prep Date.....: 07/15/05 **Analysis Date..:** 07/20/05
Prep Batch #...: 5196051
Dilution Factor: 1 **Initial Wgt/Vol:** 1040 mL **Final Wgt/Vol..:** 2 mL
Method.....: SW846 8270C

PARAMETER	RESULT	REPORTING LIMIT	UNITS
Phenol	ND	1.0	ug/L
bis(2-Chloroethyl)-ether	ND	1.0	ug/L
2-Chlorophenol	ND	1.0	ug/L
1,3-Dichlorobenzene	ND	1.0	ug/L
1,4-Dichlorobenzene	ND	1.0	ug/L
1,2-Dichlorobenzene	ND	1.0	ug/L
2-Methylphenol	ND	1.0	ug/L
2,2'-oxybis(1-Chloro-propane)	ND	1.0	ug/L
4-Methylphenol	ND	1.0	ug/L
N-Nitrosodi-n-propyl-amine	ND	1.0	ug/L
Hexachloroethane	ND	1.0	ug/L
Nitrobenzene	ND	1.0	ug/L
Isophorone	ND	1.0	ug/L
2-Nitrophenol	ND	2.0	ug/L
2,4-Dimethylphenol	ND	2.0	ug/L
bis(2-Chloroethoxy) methane	ND	1.0	ug/L
2,4-Dichlorophenol	ND	2.0	ug/L
1,2,4-Trichloro-benzene	ND	1.0	ug/L
Naphthalene	ND	0.20	ug/L
4-Chloroaniline	ND	2.0	ug/L
Hexachlorobutadiene	ND	1.0	ug/L
4-Chloro-3-methylphenol	ND	2.0	ug/L
2-Methylnaphthalene	ND	0.20	ug/L
Hexachlorocyclopenta-diene	ND	10	ug/L
2,4,6-Trichloro-phenol	ND	5.0	ug/L
2,4,5-Trichloro-phenol	ND	5.0	ug/L
2-Chloronaphthalene	ND	1.0	ug/L
2-Nitroaniline	ND	2.0	ug/L
Dimethyl phthalate	ND	1.0	ug/L
Acenaphthylene	ND	0.20	ug/L

(Continued on next page)

SpecPro Inc

Client Sample ID: FWGLL11MW-007C-0072-GW

GC/MS Semivolatiles

Lot-Sample #...: A5G140104-009 **Work Order #...:** HFFMV1AC **Matrix.....:** WG

PARAMETER	RESULT	REPORTING LIMIT	UNITS
2,6-Dinitrotoluene	ND	5.0	ug/L
3-Nitroaniline	ND	2.0	ug/L
Acenaphthene	ND	0.20	ug/L
2,4-Dinitrophenol	ND	5.0	ug/L
4-Nitrophenol	ND	5.0	ug/L
Dibenzofuran	ND	1.0	ug/L
2,4-Dinitrotoluene	ND	5.0	ug/L
Diethyl phthalate	ND	1.0	ug/L
4-Chlorophenyl phenyl ether	ND	2.0	ug/L
Fluorene	ND	0.20	ug/L
4-Nitroaniline	ND	2.0	ug/L
4,6-Dinitro-2-methylphenol	ND	5.0	ug/L
N-Nitrosodiphenylamine	ND	1.0	ug/L
4-Bromophenyl phenyl ether	ND	2.0	ug/L
Hexachlorobenzene	ND	0.20	ug/L
Pentachlorophenol	ND	5.0	ug/L
Phenanthrene	ND	0.20	ug/L
Anthracene	ND	0.20	ug/L
Carbazole	ND	1.0	ug/L
Di-n-butyl phthalate	**0.41 J**	**1.0**	**ug/L**
Fluoranthene	ND	0.20	ug/L
Pyrene	ND	0.20	ug/L
Butyl benzyl phthalate	ND	1.0	ug/L
3,3'-Dichlorobenzidine	ND	5.0	ug/L
Benzo(a)anthracene	ND	0.20	ug/L
Chrysene	ND	0.20	ug/L
bis(2-Ethylhexyl) phthalate	**2.4 B**	**1.0**	**ug/L**
Di-n-octyl phthalate	ND	1.0	ug/L
Benzo(b)fluoranthene	ND	0.20	ug/L
Benzo(k)fluoranthene	ND	0.20	ug/L
Benzo(a)pyrene	ND	0.20	ug/L
Indeno(1,2,3-cd)pyrene	ND	0.20	ug/L
Dibenz(a,h)anthracene	ND	0.20	ug/L
Benzo(ghi)perylene	ND	0.20	ug/L

(Continued on next page)

SpecPro Inc

Client Sample ID: FWGLL11MW-007C-0072-GW

GC/MS Semivolatiles

Lot-Sample #...: A5G140104-009 **Work Order #...:** HFFMV1AC **Matrix.....:** WG

SURROGATE	PERCENT RECOVERY	RECOVERY LIMITS
Nitrobenzene-d5	79	(32 - 112)
2-Fluorobiphenyl	53	(30 - 110)
Terphenyl-d14	76	(51 - 135)
Phenol-d5	64	(10 - 117)
2-Fluorophenol	35	(19 - 108)
2,4,6-Tribromophenol	67	(42 - 124)

NOTE(S):

J Estimated result. Result is less than RL.

B Method blank contamination. The associated method blank contains the target analyte at a reportable level.

SpecPro Inc

FWGLL11MW-007C-0072-GW

GC/MS Semivolatiles

Lot-Sample #: A5G140104-009 **Work Order #:** HFFMV1AC **Matrix:** WG

MASS SPECTROMETER/DATA SYSTEM (MSDS) TENTATIVELY IDENTIFIED COMPOUNDS

PARAMETER	CAS #	ESTIMATED RESULT		RETENTION TIME	UNITS
Unknown		1.1 J	M	5.4861	ug/L
Unknown		2.9 J	M	5.6945	ug/L
Unknown		0.99 J	M	5.7212	ug/L
Diethyltoluamide	134-62-3	260 NJ	M	5.8548	ug/L
Unknown		1.1 J	M	6.8484	ug/L
Unknown		1.3 J	M	8.1786	ug/L
Unknown		27 J	M	11.255	ug/L

NOTE(S):

M: Result was measured against nearest internal standard assuming a response factor of 1.

SpecPro Inc

Client Sample ID: FWGBKGMW-008C-0050-GW

GC/MS Semivolatiles

Lot-Sample #...: A5G140104-011 **Work Order #...:** HFFNA1AC **Matrix.....:** WG
Date Sampled...: 07/13/05 09:44 **Date Received..:** 07/14/05
Prep Date.....: 07/15/05 **Analysis Date..:** 07/20/05
Prep Batch #...: 5196051
Dilution Factor: 1 **Initial Wgt/Vol:** 1040 mL **Final Wgt/Vol..:** 2 mL
Method.....: SW846 8270C

PARAMETER	RESULT	REPORTING LIMIT	UNITS
Phenol	ND	1.0	ug/L
bis(2-Chloroethyl)-ether	ND	1.0	ug/L
2-Chlorophenol	ND	1.0	ug/L
1,3-Dichlorobenzene	ND	1.0	ug/L
1,4-Dichlorobenzene	ND	1.0	ug/L
1,2-Dichlorobenzene	ND	1.0	ug/L
2-Methylphenol	ND	1.0	ug/L
2,2'-oxybis(1-Chloro-propane)	ND	1.0	ug/L
4-Methylphenol	ND	1.0	ug/L
N-Nitrosodi-n-propyl-amine	ND	1.0	ug/L
Hexachloroethane	ND	1.0	ug/L
Nitrobenzene	ND	1.0	ug/L
Isophorone	ND	1.0	ug/L
2-Nitrophenol	ND	2.0	ug/L
2,4-Dimethylphenol	ND	2.0	ug/L
bis(2-Chloroethoxy) methane	ND	1.0	ug/L
2,4-Dichlorophenol	ND	2.0	ug/L
1,2,4-Trichloro-benzene	ND	1.0	ug/L
Naphthalene	ND	0.20	ug/L
4-Chloroaniline	ND	2.0	ug/L
Hexachlorobutadiene	ND	1.0	ug/L
4-Chloro-3-methylphenol	ND	2.0	ug/L
2-Methylnaphthalene	ND	0.20	ug/L
Hexachlorocyclopenta-diene	ND	10	ug/L
2,4,6-Trichloro-phenol	ND	5.0	ug/L
2,4,5-Trichloro-phenol	ND	5.0	ug/L
2-Chloronaphthalene	ND	1.0	ug/L
2-Nitroaniline	ND	2.0	ug/L
Dimethyl phthalate	ND	1.0	ug/L
Acenaphthylene	ND	0.20	ug/L

(Continued on next page)

SpecPro Inc

Client Sample ID: FWGBKGMW-008C-0050-GW

GC/MS Semivolatiles

Lot-Sample #...: A5G140104-011 **Work Order #...:** HFFNA1AC **Matrix.....:** WG

PARAMETER	RESULT	REPORTING LIMIT	UNITS
2,6-Dinitrotoluene	ND	5.0	ug/L
3-Nitroaniline	ND	2.0	ug/L
Acenaphthene	ND	0.20	ug/L
2,4-Dinitrophenol	ND	5.0	ug/L
4-Nitrophenol	ND	5.0	ug/L
Dibenzofuran	ND	1.0	ug/L
2,4-Dinitrotoluene	ND	5.0	ug/L
Diethyl phthalate	ND	1.0	ug/L
4-Chlorophenyl phenyl ether	ND	2.0	ug/L
Fluorene	ND	0.20	ug/L
4-Nitroaniline	ND	2.0	ug/L
4,6-Dinitro-2-methylphenol	ND	5.0	ug/L
N-Nitrosodiphenylamine	ND	1.0	ug/L
4-Bromophenyl phenyl ether	ND	2.0	ug/L
Hexachlorobenzene	ND	0.20	ug/L
Pentachlorophenol	ND	5.0	ug/L
Phenanthrene	ND	0.20	ug/L
Anthracene	ND	0.20	ug/L
Carbazole	ND	1.0	ug/L
Di-n-butyl phthalate	ND	1.0	ug/L
Fluoranthene	ND	0.20	ug/L
Pyrene	ND	0.20	ug/L
Butyl benzyl phthalate	ND	1.0	ug/L
3,3'-Dichlorobenzidine	ND	5.0	ug/L
Benzo(a)anthracene	ND	0.20	ug/L
Chrysene	ND	0.20	ug/L
bis(2-Ethylhexyl) phthalate	**15 B**	**1.0**	**ug/L**
Di-n-octyl phthalate	ND	1.0	ug/L
Benzo(b)fluoranthene	ND	0.20	ug/L
Benzo(k)fluoranthene	ND	0.20	ug/L
Benzo(a)pyrene	ND	0.20	ug/L
Indeno(1,2,3-cd)pyrene	ND	0.20	ug/L
Dibenz(a,h)anthracene	ND	0.20	ug/L
Benzo(ghi)perylene	ND	0.20	ug/L

(Continued on next page)

SpecPro Inc

Client Sample ID: FWGBKGMW-008C-0050-GW

GC/MS Semivolatiles

Lot-Sample #...: A5G140104-011 **Work Order #...:** HFFNA1AC **Matrix.....:** WG

SURROGATE	PERCENT RECOVERY	RECOVERY LIMITS
Nitrobenzene-d5	84	(32 - 112)
2-Fluorobiphenyl	62	(30 - 110)
Terphenyl-d14	84	(51 - 135)
Phenol-d5	60	(10 - 117)
2-Fluorophenol	32	(19 - 108)
2,4,6-Tribromophenol	68	(42 - 124)

NOTE(S):

B Method blank contamination. The associated method blank contains the target analyte at a reportable level.

SpecPro Inc

FWGBKGMW-008C-0050-GW

GC/MS Semivolatiles

Lot-Sample #: A5G140104-011 **Work Order #:** HFFNA1AC **Matrix:** WG

MASS SPECTROMETER/DATA SYSTEM (MSDS) TENTATIVELY IDENTIFIED COMPOUNDS

PARAMETER	CAS #	ESTIMATED RESULT		RETENTION TIME	UNITS
Unknown Organic Acid		0.84 J	M	4.0629	ug/L
Unknown Organic Acid		4.0 J	M	5.6869	ug/L
Diethyltoluamide	134-62-3	4.5 NJ	M	5.8311	ug/L
Unknown Organic Acid		0.85 J	M	6.3707	ug/L
Unknown		5.0 J	M	8.1977	ug/L
Unknown Hydrocarbon		0.79 J	M	8.4808	ug/L
Unknown Hydrocarbon		0.77 J	M	8.7373	ug/L
Unknown Hydrocarbon		1.1 J	M	8.8227	ug/L
Unknown Hydrocarbon		1.0 J	M	9.1005	ug/L
Unknown Hydrocarbon		0.84 J	M	9.405	ug/L
Unknown		0.86 J	M	9.6401	ug/L
Unknown Hydrocarbon		1.2 J	M	9.9125	ug/L
Unknown		1.9 J	M	10.409	ug/L
Unknown		2.1 J	M	10.847	ug/L

NOTE(S):

M: Result was measured against nearest internal standard assuming a response factor of 1.

SpecPro Inc

Client Sample ID: FWGBKGMW-020C-0059-GW

GC/MS Semivolatiles

Lot-Sample #...: A5G140104-013 **Work Order #...:** HFFNM1AC **Matrix.....:** WG
Date Sampled...: 07/13/05 15:17 **Date Received..:** 07/14/05
Prep Date.....: 07/15/05 **Analysis Date..:** 07/20/05
Prep Batch #...: 5196051
Dilution Factor: 1 **Initial Wgt/Vol:** 1055 mL **Final Wgt/Vol..:** 2 mL
Method.....: SW846 8270C

PARAMETER	RESULT	REPORTING LIMIT	UNITS
Phenol	ND	1.0	ug/L
bis(2-Chloroethyl)-ether	ND	1.0	ug/L
2-Chlorophenol	ND	1.0	ug/L
1,3-Dichlorobenzene	ND	1.0	ug/L
1,4-Dichlorobenzene	ND	1.0	ug/L
1,2-Dichlorobenzene	ND	1.0	ug/L
2-Methylphenol	ND	1.0	ug/L
2,2'-oxybis(1-Chloro-propane)	ND	1.0	ug/L
4-Methylphenol	ND	1.0	ug/L
N-Nitrosodi-n-propyl-amine	ND	1.0	ug/L
Hexachloroethane	ND	1.0	ug/L
Nitrobenzene	ND	1.0	ug/L
Isophorone	ND	1.0	ug/L
2-Nitrophenol	ND	2.0	ug/L
2,4-Dimethylphenol	ND	2.0	ug/L
bis(2-Chloroethoxy) methane	ND	1.0	ug/L
2,4-Dichlorophenol	ND	2.0	ug/L
1,2,4-Trichloro-benzene	ND	1.0	ug/L
Naphthalene	ND	0.20	ug/L
4-Chloroaniline	ND	2.0	ug/L
Hexachlorobutadiene	ND	1.0	ug/L
4-Chloro-3-methylphenol	ND	2.0	ug/L
2-Methylnaphthalene	ND	0.20	ug/L
Hexachlorocyclopenta-diene	ND	10	ug/L
2,4,6-Trichloro-phenol	ND	5.0	ug/L
2,4,5-Trichloro-phenol	ND	5.0	ug/L
2-Chloronaphthalene	ND	1.0	ug/L
2-Nitroaniline	ND	2.0	ug/L
Dimethyl phthalate	ND	1.0	ug/L
Acenaphthylene	ND	0.20	ug/L

(Continued on next page)

SpecPro Inc

Client Sample ID: FWGBKGMW-020C-0059-GW

GC/MS Semivolatiles

Lot-Sample #...: A5G140104-013 **Work Order #...:** HFFNM1AC **Matrix.....:** WG

PARAMETER	RESULT	REPORTING LIMIT	UNITS
2,6-Dinitrotoluene	ND	5.0	ug/L
3-Nitroaniline	ND	2.0	ug/L
Acenaphthene	ND	0.20	ug/L
2,4-Dinitrophenol	ND	5.0	ug/L
4-Nitrophenol	ND	5.0	ug/L
Dibenzofuran	ND	1.0	ug/L
2,4-Dinitrotoluene	ND	5.0	ug/L
Diethyl phthalate	ND	1.0	ug/L
4-Chlorophenyl phenyl ether	ND	2.0	ug/L
Fluorene	ND	0.20	ug/L
4-Nitroaniline	ND	2.0	ug/L
4,6-Dinitro-2-methylphenol	ND	5.0	ug/L
N-Nitrosodiphenylamine	ND	1.0	ug/L
4-Bromophenyl phenyl ether	ND	2.0	ug/L
Hexachlorobenzene	ND	0.20	ug/L
Pentachlorophenol	ND	5.0	ug/L
Phenanthrene	ND	0.20	ug/L
Anthracene	ND	0.20	ug/L
Carbazole	ND	1.0	ug/L
Di-n-butyl phthalate	ND	1.0	ug/L
Fluoranthene	ND	0.20	ug/L
Pyrene	ND	0.20	ug/L
Butyl benzyl phthalate	ND	1.0	ug/L
3,3'-Dichlorobenzidine	ND	5.0	ug/L
Benzo(a)anthracene	ND	0.20	ug/L
Chrysene	ND	0.20	ug/L
bis(2-Ethylhexyl) phthalate	**6.4 B**	**1.0**	**ug/L**
Di-n-octyl phthalate	ND	1.0	ug/L
Benzo(b)fluoranthene	ND	0.20	ug/L
Benzo(k)fluoranthene	ND	0.20	ug/L
Benzo(a)pyrene	ND	0.20	ug/L
Indeno(1,2,3-cd)pyrene	ND	0.20	ug/L
Dibenz(a,h)anthracene	ND	0.20	ug/L
Benzo(ghi)perylene	ND	0.20	ug/L

(Continued on next page)

SpecPro Inc

Client Sample ID: FWGBKGMW-020C-0059-GW

GC/MS Semivolatiles

Lot-Sample #...: A5G140104-013 **Work Order #...:** HFFNM1AC **Matrix.....:** WG

SURROGATE	PERCENT RECOVERY	RECOVERY LIMITS
Nitrobenzene-d5	101	(32 - 112)
2-Fluorobiphenyl	67	(30 - 110)
Terphenyl-d14	99	(51 - 135)
Phenol-d5	80	(10 - 117)
2-Fluorophenol	54	(19 - 108)
2,4,6-Tribromophenol	86	(42 - 124)

NOTE(S):

B Method blank contamination. The associated method blank contains the target analyte at a reportable level.

SpecPro Inc

FWGBKGMW-020C-0059-GW

GC/MS Semivolatiles

Lot-Sample #: A5G140104-013 **Work Order #:** HFFNM1AC **Matrix:** WG

MASS SPECTROMETER/DATA SYSTEM (MSDS) TENTATIVELY IDENTIFIED COMPOUNDS

PARAMETER	CAS #	ESTIMATED RESULT		RETENTION TIME	UNITS
Caprolactam	105-60-2	2.6 NJ	M	4.5869	ug/L
Butylated Hydroxytoluene	128-37-0	1.6 NJ	M	5.5539	ug/L
Unknown Organic Acid		3.5 J	M	5.6874	ug/L
Unknown		4.0 J	M	5.837	ug/L
Unknown Organic Acid		0.84 J	M	6.3712	ug/L
Unknown Organic Acid		1.6 J	M	7.0016	ug/L
2-Mercaptobenzothiazole	149-30-4	19 NJ	M	7.1885	ug/L
Oxybenzone	131-57-7	1.0 NJ	M	7.3542	ug/L
Unknown		1.4 J	M	7.5251	ug/L
Unknown Organic Acid		2.2 J	M	7.5785	ug/L
Unknown		0.81 J	M	8.0219	ug/L
Unknown		4.9 J	M	8.2036	ug/L
Unknown Hydrocarbon		1.6 J	M	9.6459	ug/L
Unknown		1.9 J	M	9.9291	ug/L
Unknown Hydrocarbon		1.2 J	M	10.03	ug/L
Unknown Hydrocarbon		1.2 J	M	10.479	ug/L
Unknown		2.1 J	M	10.842	ug/L

NOTE(S):

M: Result was measured against nearest internal standard assuming a response factor of 1.

SpecPro Inc

Client Sample ID: FWGBKGMW-021C-0060-GW

GC/MS Semivolatiles

Lot-Sample #...: A5G140104-015 **Work Order #...:** HFFNV1AC **Matrix.....:** WG
Date Sampled...: 07/13/05 13:15 **Date Received..:** 07/14/05
Prep Date.....: 07/15/05 **Analysis Date..:** 07/20/05
Prep Batch #...: 5196051
Dilution Factor: 1 **Initial Wgt/Vol:** 1050 mL **Final Wgt/Vol..:** 2 mL
Method.....: SW846 8270C

PARAMETER	RESULT	REPORTING LIMIT	UNITS
Phenol	ND	1.0	ug/L
bis(2-Chloroethyl)-ether	ND	1.0	ug/L
2-Chlorophenol	ND	1.0	ug/L
1,3-Dichlorobenzene	ND	1.0	ug/L
1,4-Dichlorobenzene	ND	1.0	ug/L
1,2-Dichlorobenzene	ND	1.0	ug/L
2-Methylphenol	ND	1.0	ug/L
2,2'-oxybis(1-Chloro-propane)	ND	1.0	ug/L
4-Methylphenol	ND	1.0	ug/L
N-Nitrosodi-n-propyl-amine	ND	1.0	ug/L
Hexachloroethane	ND	1.0	ug/L
Nitrobenzene	ND	1.0	ug/L
Isophorone	ND	1.0	ug/L
2-Nitrophenol	ND	2.0	ug/L
2,4-Dimethylphenol	ND	2.0	ug/L
bis(2-Chloroethoxy) methane	ND	1.0	ug/L
2,4-Dichlorophenol	ND	2.0	ug/L
1,2,4-Trichloro-benzene	ND	1.0	ug/L
Naphthalene	ND	0.20	ug/L
4-Chloroaniline	ND	2.0	ug/L
Hexachlorobutadiene	ND	1.0	ug/L
4-Chloro-3-methylphenol	ND	2.0	ug/L
2-Methylnaphthalene	ND	0.20	ug/L
Hexachlorocyclopenta-diene	ND	10	ug/L
2,4,6-Trichloro-phenol	ND	5.0	ug/L
2,4,5-Trichloro-phenol	ND	5.0	ug/L
2-Chloronaphthalene	ND	1.0	ug/L
2-Nitroaniline	ND	2.0	ug/L
Dimethyl phthalate	ND	1.0	ug/L
Acenaphthylene	ND	0.20	ug/L

(Continued on next page)

SpecPro Inc

Client Sample ID: FWGBKGMW-021C-0060-GW

GC/MS Semivolatiles

Lot-Sample #...: A5G140104-015 **Work Order #...:** HFFNV1AC **Matrix.....:** WG

PARAMETER	RESULT	REPORTING LIMIT	UNITS
2,6-Dinitrotoluene	ND	5.0	ug/L
3-Nitroaniline	ND	2.0	ug/L
Acenaphthene	ND	0.20	ug/L
2,4-Dinitrophenol	ND	5.0	ug/L
4-Nitrophenol	ND	5.0	ug/L
Dibenzofuran	ND	1.0	ug/L
2,4-Dinitrotoluene	ND	5.0	ug/L
Diethyl phthalate	ND	1.0	ug/L
4-Chlorophenyl phenyl ether	ND	2.0	ug/L
Fluorene	ND	0.20	ug/L
4-Nitroaniline	ND	2.0	ug/L
4,6-Dinitro-2-methylphenol	ND	5.0	ug/L
N-Nitrosodiphenylamine	ND	1.0	ug/L
4-Bromophenyl phenyl ether	ND	2.0	ug/L
Hexachlorobenzene	ND	0.20	ug/L
Pentachlorophenol	ND	5.0	ug/L
Phenanthrene	ND	0.20	ug/L
Anthracene	ND	0.20	ug/L
Carbazole	ND	1.0	ug/L
Di-n-butyl phthalate	ND	1.0	ug/L
Fluoranthene	ND	0.20	ug/L
Pyrene	ND	0.20	ug/L
Butyl benzyl phthalate	ND	1.0	ug/L
3,3'-Dichlorobenzidine	ND	5.0	ug/L
Benzo(a)anthracene	ND	0.20	ug/L
Chrysene	ND	0.20	ug/L
bis(2-Ethylhexyl) phthalate	**4.2 B**	**1.0**	**ug/L**
Di-n-octyl phthalate	ND	1.0	ug/L
Benzo(b)fluoranthene	ND	0.20	ug/L
Benzo(k)fluoranthene	ND	0.20	ug/L
Benzo(a)pyrene	ND	0.20	ug/L
Indeno(1,2,3-cd)pyrene	ND	0.20	ug/L
Dibenz(a,h)anthracene	ND	0.20	ug/L
Benzo(ghi)perylene	ND	0.20	ug/L

(Continued on next page)

SpecPro Inc

Client Sample ID: FWGBKGMW-021C-0060-GW

GC/MS Semivolatiles

Lot-Sample #...: A5G140104-015 **Work Order #...:** HFFNV1AC **Matrix.....:** WG

SURROGATE	PERCENT RECOVERY	RECOVERY LIMITS
Nitrobenzene-d5	106	(32 - 112)
2-Fluorobiphenyl	77	(30 - 110)
Terphenyl-d14	106	(51 - 135)
Phenol-d5	82	(10 - 117)
2-Fluorophenol	46	(19 - 108)
2,4,6-Tribromophenol	90	(42 - 124)

NOTE(S):

B Method blank contamination. The associated method blank contains the target analyte at a reportable level.

SpecPro Inc

FWGBKGMW-021C-0060-GW

GC/MS Semivolatiles

Lot-Sample #: A5G140104-015 **Work Order #:** HFFNV1AC **Matrix:** WG

MASS SPECTROMETER/DATA SYSTEM (MSDS) TENTATIVELY IDENTIFIED COMPOUNDS

PARAMETER	CAS #	ESTIMATED RESULT		RETENTION TIME	UNITS
Unknown		1.7 J	M	5.8364	ug/L
Unknown		7.0 J	M	10.441	ug/L

NOTE(S):

M: Result was measured against nearest internal standard assuming a response factor of 1.

SpecPro Inc

Client Sample ID: FWGLL4MW-199C-0089-GW

GC/MS Semivolatiles

Lot-Sample #...: A5G140104-017 **Work Order #...:** HFFNX1AC **Matrix.....:** WG
Date Sampled...: 07/13/05 11:20 **Date Received..:** 07/14/05
Prep Date.....: 07/15/05 **Analysis Date..:** 07/20/05
Prep Batch #...: 5196051
Dilution Factor: 1 **Initial Wgt/Vol:** 1020 mL **Final Wgt/Vol..:** 2 mL
Method.....: SW846 8270C

PARAMETER	RESULT	REPORTING LIMIT	UNITS
Phenol	ND	1.0	ug/L
bis(2-Chloroethyl)-ether	ND	1.0	ug/L
2-Chlorophenol	ND	1.0	ug/L
1,3-Dichlorobenzene	ND	1.0	ug/L
1,4-Dichlorobenzene	ND	1.0	ug/L
1,2-Dichlorobenzene	ND	1.0	ug/L
2-Methylphenol	ND	1.0	ug/L
2,2'-oxybis(1-Chloro-propane)	ND	1.0	ug/L
4-Methylphenol	ND	1.0	ug/L
N-Nitrosodi-n-propyl-amine	ND	1.0	ug/L
Hexachloroethane	ND	1.0	ug/L
Nitrobenzene	ND	1.0	ug/L
Isophorone	ND	1.0	ug/L
2-Nitrophenol	ND	2.0	ug/L
2,4-Dimethylphenol	ND	2.0	ug/L
bis(2-Chloroethoxy) methane	ND	1.0	ug/L
2,4-Dichlorophenol	ND	2.0	ug/L
1,2,4-Trichloro-benzene	ND	1.0	ug/L
Naphthalene	ND	0.20	ug/L
4-Chloroaniline	ND	2.0	ug/L
Hexachlorobutadiene	ND	1.0	ug/L
4-Chloro-3-methylphenol	ND	2.0	ug/L
2-Methylnaphthalene	ND	0.20	ug/L
Hexachlorocyclopenta-diene	ND	10	ug/L
2,4,6-Trichloro-phenol	ND	5.0	ug/L
2,4,5-Trichloro-phenol	ND	5.0	ug/L
2-Chloronaphthalene	ND	1.0	ug/L
2-Nitroaniline	ND	2.0	ug/L
Dimethyl phthalate	ND	1.0	ug/L
Acenaphthylene	ND	0.20	ug/L

(Continued on next page)

SpecPro Inc

Client Sample ID: FWGLL4MW-199C-0089-GW

GC/MS Semivolatiles

Lot-Sample #...: A5G140104-017 **Work Order #...:** HFFNX1AC **Matrix.....:** WG

PARAMETER	RESULT	REPORTING LIMIT	UNITS
2,6-Dinitrotoluene	ND	5.0	ug/L
3-Nitroaniline	ND	2.0	ug/L
Acenaphthene	ND	0.20	ug/L
2,4-Dinitrophenol	ND	5.0	ug/L
4-Nitrophenol	ND	5.0	ug/L
Dibenzofuran	ND	1.0	ug/L
2,4-Dinitrotoluene	ND	5.0	ug/L
Diethyl phthalate	ND	1.0	ug/L
4-Chlorophenyl phenyl ether	ND	2.0	ug/L
Fluorene	ND	0.20	ug/L
4-Nitroaniline	ND	2.0	ug/L
4,6-Dinitro-2-methylphenol	ND	5.0	ug/L
N-Nitrosodiphenylamine	ND	1.0	ug/L
4-Bromophenyl phenyl ether	ND	2.0	ug/L
Hexachlorobenzene	ND	0.20	ug/L
Pentachlorophenol	ND	5.0	ug/L
Phenanthrene	ND	0.20	ug/L
Anthracene	ND	0.20	ug/L
Carbazole	ND	1.0	ug/L
Di-n-butyl phthalate	ND	1.0	ug/L
Fluoranthene	ND	0.20	ug/L
Pyrene	ND	0.20	ug/L
Butyl benzyl phthalate	ND	1.0	ug/L
3,3'-Dichlorobenzidine	ND	5.0	ug/L
Benzo(a)anthracene	ND	0.20	ug/L
Chrysene	ND	0.20	ug/L
bis(2-Ethylhexyl) phthalate	**4.4 B**	**1.0**	**ug/L**
Di-n-octyl phthalate	ND	1.0	ug/L
Benzo(b)fluoranthene	ND	0.20	ug/L
Benzo(k)fluoranthene	ND	0.20	ug/L
Benzo(a)pyrene	ND	0.20	ug/L
Indeno(1,2,3-cd)pyrene	ND	0.20	ug/L
Dibenz(a,h)anthracene	ND	0.20	ug/L
Benzo(ghi)perylene	ND	0.20	ug/L

(Continued on next page)

SpecPro Inc

Client Sample ID: FWGLL4MW-199C-0089-GW

GC/MS Semivolatiles

Lot-Sample #...: A5G140104-017 **Work Order #...:** HFFNX1AC **Matrix.....:** WG

SURROGATE	PERCENT RECOVERY	RECOVERY LIMITS
Nitrobenzene-d5	100	(32 - 112)
2-Fluorobiphenyl	70	(30 - 110)
Terphenyl-d14	96	(51 - 135)
Phenol-d5	82	(10 - 117)
2-Fluorophenol	55	(19 - 108)
2,4,6-Tribromophenol	84	(42 - 124)

NOTE(S):

B Method blank contamination. The associated method blank contains the target analyte at a reportable level.

SpecPro Inc

FWGLL4MW-199C-0089-GW

GC/MS Semivolatiles

Lot-Sample #: A5G140104-017 **Work Order #:** HFFNX1AC **Matrix:** WG

MASS SPECTROMETER/DATA SYSTEM (MSDS) TENTATIVELY IDENTIFIED COMPOUNDS

PARAMETER	CAS #	ESTIMATED RESULT		RETENTION TIME	UNITS
Unknown		2.6 J	M	5.8374	ug/L
Unknown		28 J	M	8.001	ug/L
Unknown		0.96 J	M	9.1496	ug/L
Unknown		19 J	M	11.596	ug/L

NOTE(S):

M: Result was measured against nearest internal standard assuming a response factor of 1.

SpecPro Inc

Client Sample ID: FWGBKGMW-021C-0088-GW

GC/MS Semivolatiles

Lot-Sample #...: A5G140104-019 **Work Order #...:** HFFN21AC **Matrix.....:** WG
Date Sampled...: 07/13/05 13:15 **Date Received..:** 07/14/05
Prep Date.....: 07/15/05 **Analysis Date..:** 07/20/05
Prep Batch #...: 5196051
Dilution Factor: 1 **Initial Wgt/Vol:** 1030 mL **Final Wgt/Vol..:** 2 mL
Method.....: SW846 8270C

PARAMETER	RESULT	REPORTING LIMIT	UNITS
Phenol	ND	1.0	ug/L
bis(2-Chloroethyl)-ether	ND	1.0	ug/L
2-Chlorophenol	ND	1.0	ug/L
1,3-Dichlorobenzene	ND	1.0	ug/L
1,4-Dichlorobenzene	ND	1.0	ug/L
1,2-Dichlorobenzene	ND	1.0	ug/L
2-Methylphenol	ND	1.0	ug/L
2,2'-oxybis(1-Chloro-propane)	ND	1.0	ug/L
4-Methylphenol	ND	1.0	ug/L
N-Nitrosodi-n-propyl-amine	ND	1.0	ug/L
Hexachloroethane	ND	1.0	ug/L
Nitrobenzene	ND	1.0	ug/L
Isophorone	ND	1.0	ug/L
2-Nitrophenol	ND	2.0	ug/L
2,4-Dimethylphenol	ND	2.0	ug/L
bis(2-Chloroethoxy) methane	ND	1.0	ug/L
2,4-Dichlorophenol	ND	2.0	ug/L
1,2,4-Trichloro-benzene	ND	1.0	ug/L
Naphthalene	ND	0.20	ug/L
4-Chloroaniline	ND	2.0	ug/L
Hexachlorobutadiene	ND	1.0	ug/L
4-Chloro-3-methylphenol	ND	2.0	ug/L
2-Methylnaphthalene	ND	0.20	ug/L
Hexachlorocyclopenta-diene	ND	10	ug/L
2,4,6-Trichloro-phenol	ND	5.0	ug/L
2,4,5-Trichloro-phenol	ND	5.0	ug/L
2-Chloronaphthalene	ND	1.0	ug/L
2-Nitroaniline	ND	2.0	ug/L
Dimethyl phthalate	ND	1.0	ug/L
Acenaphthylene	ND	0.20	ug/L

(Continued on next page)

SpecPro Inc

Client Sample ID: FWGBKGMW-021C-0088-GW

GC/MS Semivolatiles

Lot-Sample #...: A5G140104-019 **Work Order #...:** HFFN21AC **Matrix.....:** WG

PARAMETER	RESULT	REPORTING LIMIT	UNITS
2,6-Dinitrotoluene	ND	5.0	ug/L
3-Nitroaniline	ND	2.0	ug/L
Acenaphthene	ND	0.20	ug/L
2,4-Dinitrophenol	ND	5.0	ug/L
4-Nitrophenol	ND	5.0	ug/L
Dibenzofuran	ND	1.0	ug/L
2,4-Dinitrotoluene	ND	5.0	ug/L
Diethyl phthalate	ND	1.0	ug/L
4-Chlorophenyl phenyl ether	ND	2.0	ug/L
Fluorene	ND	0.20	ug/L
4-Nitroaniline	ND	2.0	ug/L
4,6-Dinitro-2-methylphenol	ND	5.0	ug/L
N-Nitrosodiphenylamine	ND	1.0	ug/L
4-Bromophenyl phenyl ether	ND	2.0	ug/L
Hexachlorobenzene	ND	0.20	ug/L
Pentachlorophenol	ND	5.0	ug/L
Phenanthrene	ND	0.20	ug/L
Anthracene	ND	0.20	ug/L
Carbazole	ND	1.0	ug/L
Di-n-butyl phthalate	ND	1.0	ug/L
Fluoranthene	ND	0.20	ug/L
Pyrene	ND	0.20	ug/L
Butyl benzyl phthalate	ND	1.0	ug/L
3,3'-Dichlorobenzidine	ND	5.0	ug/L
Benzo(a)anthracene	ND	0.20	ug/L
Chrysene	ND	0.20	ug/L
bis(2-Ethylhexyl) phthalate	**6.9 B**	**1.0**	**ug/L**
Di-n-octyl phthalate	ND	1.0	ug/L
Benzo(b)fluoranthene	ND	0.20	ug/L
Benzo(k)fluoranthene	ND	0.20	ug/L
Benzo(a)pyrene	ND	0.20	ug/L
Indeno(1,2,3-cd)pyrene	ND	0.20	ug/L
Dibenz(a,h)anthracene	ND	0.20	ug/L
Benzo(ghi)perylene	ND	0.20	ug/L

(Continued on next page)

SpecPro Inc

Client Sample ID: FWGBKGMW-021C-0088-GW

GC/MS Semivolatiles

Lot-Sample #...: A5G140104-019 **Work Order #...:** HFFN21AC **Matrix.....:** WG

SURROGATE	PERCENT RECOVERY	RECOVERY LIMITS
Nitrobenzene-d5	105	(32 - 112)
2-Fluorobiphenyl	79	(30 - 110)
Terphenyl-d14	104	(51 - 135)
Phenol-d5	81	(10 - 117)
2-Fluorophenol	51	(19 - 108)
2,4,6-Tribromophenol	86	(42 - 124)

NOTE(S):

B Method blank contamination. The associated method blank contains the target analyte at a reportable level.

SpecPro Inc

FWGBKGMW-021C-0088-GW

GC/MS Semivolatiles

Lot-Sample #: A5G140104-019 **Work Order #:** HFFN21AC **Matrix:** WG

MASS SPECTROMETER/DATA SYSTEM (MSDS) TENTATIVELY IDENTIFIED COMPOUNDS

PARAMETER	CAS #	ESTIMATED RESULT		RETENTION TIME	UNITS
Unknown		1.5 J	M	5.8385	ug/L
Unknown		280 J	M	11.346	ug/L

NOTE(S):

M: Result was measured against nearest internal standard assuming a response factor of 1.

SpecPro Inc

Client Sample ID: FWGLL4MW-199C-0070-GW

GC/MS Semivolatiles

Lot-Sample #...: A5G140104-021 **Work Order #...:** HFFN61AC **Matrix.....:** WG
Date Sampled...: 07/13/05 11:20 **Date Received..:** 07/14/05
Prep Date.....: 07/15/05 **Analysis Date..:** 07/20/05
Prep Batch #...: 5196051
Dilution Factor: 1 **Initial Wgt/Vol:** 960 mL **Final Wgt/Vol..:** 2 mL
Method.....: SW846 8270C

PARAMETER	RESULT	REPORTING LIMIT	UNITS
Phenol	ND	1.0	ug/L
bis(2-Chloroethyl)-ether	ND	1.0	ug/L
2-Chlorophenol	ND	1.0	ug/L
1,3-Dichlorobenzene	ND	1.0	ug/L
1,4-Dichlorobenzene	ND	1.0	ug/L
1,2-Dichlorobenzene	ND	1.0	ug/L
2-Methylphenol	ND	1.0	ug/L
2,2'-oxybis(1-Chloro-propane)	ND	1.0	ug/L
4-Methylphenol	ND	1.0	ug/L
N-Nitrosodi-n-propyl-amine	ND	1.0	ug/L
Hexachloroethane	ND	1.0	ug/L
Nitrobenzene	ND	1.0	ug/L
Isophorone	ND	1.0	ug/L
2-Nitrophenol	ND	2.0	ug/L
2,4-Dimethylphenol	ND	2.0	ug/L
bis(2-Chloroethoxy) methane	ND	1.0	ug/L
2,4-Dichlorophenol	ND	2.0	ug/L
1,2,4-Trichloro-benzene	ND	1.0	ug/L
Naphthalene	ND	0.20	ug/L
4-Chloroaniline	ND	2.0	ug/L
Hexachlorobutadiene	ND	1.0	ug/L
4-Chloro-3-methylphenol	ND	2.0	ug/L
2-Methylnaphthalene	ND	0.20	ug/L
Hexachlorocyclopenta-diene	ND	10	ug/L
2,4,6-Trichloro-phenol	ND	5.0	ug/L
2,4,5-Trichloro-phenol	ND	5.0	ug/L
2-Chloronaphthalene	ND	1.0	ug/L
2-Nitroaniline	ND	2.0	ug/L
Dimethyl phthalate	ND	1.0	ug/L
Acenaphthylene	ND	0.20	ug/L

(Continued on next page)

SpecPro Inc

Client Sample ID: FWGLL4MW-199C-0070-GW

GC/MS Semivolatiles

Lot-Sample #...: A5G140104-021 **Work Order #...:** HFFN61AC **Matrix.....:** WG

PARAMETER	RESULT	REPORTING LIMIT	UNITS
2,6-Dinitrotoluene	ND	5.0	ug/L
3-Nitroaniline	ND	2.0	ug/L
Acenaphthene	ND	0.20	ug/L
2,4-Dinitrophenol	ND	5.0	ug/L
4-Nitrophenol	ND	5.0	ug/L
Dibenzofuran	ND	1.0	ug/L
2,4-Dinitrotoluene	ND	5.0	ug/L
Diethyl phthalate	ND	1.0	ug/L
4-Chlorophenyl phenyl ether	ND	2.0	ug/L
Fluorene	ND	0.20	ug/L
4-Nitroaniline	ND	2.0	ug/L
4,6-Dinitro-2-methylphenol	ND	5.0	ug/L
N-Nitrosodiphenylamine	ND	1.0	ug/L
4-Bromophenyl phenyl ether	ND	2.0	ug/L
Hexachlorobenzene	ND	0.20	ug/L
Pentachlorophenol	ND	5.0	ug/L
Phenanthrene	ND	0.20	ug/L
Anthracene	ND	0.20	ug/L
Carbazole	ND	1.0	ug/L
Di-n-butyl phthalate	ND	1.0	ug/L
Fluoranthene	ND	0.20	ug/L
Pyrene	ND	0.20	ug/L
Butyl benzyl phthalate	ND	1.0	ug/L
3,3'-Dichlorobenzidine	ND	5.0	ug/L
Benzo(a)anthracene	ND	0.20	ug/L
Chrysene	ND	0.20	ug/L
bis(2-Ethylhexyl) phthalate	**2.8 B**	**1.0**	**ug/L**
Di-n-octyl phthalate	ND	1.0	ug/L
Benzo(b)fluoranthene	ND	0.20	ug/L
Benzo(k)fluoranthene	ND	0.20	ug/L
Benzo(a)pyrene	ND	0.20	ug/L
Indeno(1,2,3-cd)pyrene	ND	0.20	ug/L
Dibenz(a,h)anthracene	ND	0.20	ug/L
Benzo(ghi)perylene	ND	0.20	ug/L

(Continued on next page)

SpecPro Inc

Client Sample ID: FWGLL4MW-199C-0070-GW

GC/MS Semivolatiles

Lot-Sample #...: A5G140104-021 **Work Order #...:** HFFN61AC **Matrix.....:** WG

SURROGATE	PERCENT RECOVERY	RECOVERY LIMITS
Nitrobenzene-d5	99	(32 - 112)
2-Fluorobiphenyl	73	(30 - 110)
Terphenyl-d14	100	(51 - 135)
Phenol-d5	78	(10 - 117)
2-Fluorophenol	51	(19 - 108)
2,4,6-Tribromophenol	85	(42 - 124)

NOTE(S):

B Method blank contamination. The associated method blank contains the target analyte at a reportable level.

SpecPro Inc

FWGLL4MW-199C-0070-GW

GC/MS Semivolatiles

Lot-Sample #: A5G140104-021 **Work Order #:** HFFN61AC **Matrix:** WG

MASS SPECTROMETER/DATA SYSTEM (MSDS) TENTATIVELY IDENTIFIED COMPOUNDS

PARAMETER	CAS #	ESTIMATED RESULT		RETENTION TIME	UNITS
Unknown		2.7 J	M	5.8367	ug/L
Unknown		11 J	M	7.9949	ug/L
Unknown		7.0 J	M	11.648	ug/L

NOTE(S):

M: Result was measured against nearest internal standard assuming a response factor of 1.

METHOD BLANK REPORT

GC/MS Semivolatiles

Client Lot #...: A5G140104 **Work Order #...:** HFJQ91AA **Matrix.....:** WATER
MB Lot-Sample #: A5G150000-051

Prep Date.....: 07/15/05 **Final Wgt/Vol..:** 2 mL
Analysis Date..: 07/20/05 **Prep Batch #...:** 5196051
Dilution Factor: 1 **Initial Wgt/Vol:** 1000 mL

PARAMETER	RESULT	REPORTING LIMIT	UNITS	METHOD
Phenol	ND	1.0	ug/L	SW846 8270C
bis(2-Chloroethyl)-ether	ND	1.0	ug/L	SW846 8270C
2-Chlorophenol	ND	1.0	ug/L	SW846 8270C
1,3-Dichlorobenzene	ND	1.0	ug/L	SW846 8270C
1,4-Dichlorobenzene	ND	1.0	ug/L	SW846 8270C
1,2-Dichlorobenzene	ND	1.0	ug/L	SW846 8270C
2-Methylphenol	ND	1.0	ug/L	SW846 8270C
2,2'-oxybis(1-Chloro-propane)	ND	1.0	ug/L	SW846 8270C
4-Methylphenol	ND	1.0	ug/L	SW846 8270C
N-Nitrosodi-n-propyl-amine	ND	1.0	ug/L	SW846 8270C
Hexachloroethane	ND	1.0	ug/L	SW846 8270C
Nitrobenzene	ND	1.0	ug/L	SW846 8270C
Isophorone	ND	1.0	ug/L	SW846 8270C
2-Nitrophenol	ND	2.0	ug/L	SW846 8270C
2,4-Dimethylphenol	ND	2.0	ug/L	SW846 8270C
bis(2-Chloroethoxy) methane	ND	1.0	ug/L	SW846 8270C
2,4-Dichlorophenol	ND	2.0	ug/L	SW846 8270C
1,2,4-Trichloro-benzene	ND	1.0	ug/L	SW846 8270C
Naphthalene	ND	0.20	ug/L	SW846 8270C
4-Chloroaniline	ND	2.0	ug/L	SW846 8270C
Hexachlorobutadiene	ND	1.0	ug/L	SW846 8270C
4-Chloro-3-methylphenol	ND	2.0	ug/L	SW846 8270C
2-Methylnaphthalene	ND	0.20	ug/L	SW846 8270C
Hexachlorocyclopenta-diene	ND	10	ug/L	SW846 8270C
2,4,6-Trichloro-phenol	ND	5.0	ug/L	SW846 8270C
2,4,5-Trichloro-phenol	ND	5.0	ug/L	SW846 8270C
2-Chloronaphthalene	ND	1.0	ug/L	SW846 8270C
2-Nitroaniline	ND	2.0	ug/L	SW846 8270C
Dimethyl phthalate	ND	1.0	ug/L	SW846 8270C
Acenaphthylene	ND	0.20	ug/L	SW846 8270C
2,6-Dinitrotoluene	ND	5.0	ug/L	SW846 8270C
3-Nitroaniline	ND	2.0	ug/L	SW846 8270C
Acenaphthene	ND	0.20	ug/L	SW846 8270C

(Continued on next page)

METHOD BLANK REPORT

GC/MS Semivolatiles

Client Lot #...: A5G140104 **Work Order #...:** HFJQ91AA **Matrix.....:** WATER

PARAMETER	RESULT	REPORTING LIMIT	UNITS	METHOD
2,4-Dinitrophenol	ND	5.0	ug/L	SW846 8270C
4-Nitrophenol	ND	5.0	ug/L	SW846 8270C
Dibenzofuran	ND	1.0	ug/L	SW846 8270C
2,4-Dinitrotoluene	ND	5.0	ug/L	SW846 8270C
Diethyl phthalate	ND	1.0	ug/L	SW846 8270C
4-Chlorophenyl phenyl ether	ND	2.0	ug/L	SW846 8270C
Fluorene	ND	0.20	ug/L	SW846 8270C
4-Nitroaniline	ND	2.0	ug/L	SW846 8270C
4,6-Dinitro-2-methylphenol	ND	5.0	ug/L	SW846 8270C
N-Nitrosodiphenylamine	ND	1.0	ug/L	SW846 8270C
4-Bromophenyl phenyl ether	ND	2.0	ug/L	SW846 8270C
Hexachlorobenzene	ND	0.20	ug/L	SW846 8270C
Pentachlorophenol	ND	5.0	ug/L	SW846 8270C
Phenanthrene	ND	0.20	ug/L	SW846 8270C
Anthracene	ND	0.20	ug/L	SW846 8270C
Carbazole	ND	1.0	ug/L	SW846 8270C
Di-n-butyl phthalate	ND	1.0	ug/L	SW846 8270C
Fluoranthene	ND	0.20	ug/L	SW846 8270C
Pyrene	ND	0.20	ug/L	SW846 8270C
Butyl benzyl phthalate	ND	1.0	ug/L	SW846 8270C
3,3'-Dichlorobenzidine	ND	5.0	ug/L	SW846 8270C
Benzo(a)anthracene	ND	0.20	ug/L	SW846 8270C
Chrysene	ND	0.20	ug/L	SW846 8270C
bis(2-Ethylhexyl) phthalate	**2.4**	**1.0**	**ug/L**	**SW846 8270C**
Di-n-octyl phthalate	ND	1.0	ug/L	SW846 8270C
Benzo(b)fluoranthene	ND	0.20	ug/L	SW846 8270C
Benzo(k)fluoranthene	ND	0.20	ug/L	SW846 8270C
Benzo(a)pyrene	ND	0.20	ug/L	SW846 8270C
Indeno(1,2,3-cd)pyrene	ND	0.20	ug/L	SW846 8270C
Dibenz(a,h)anthracene	ND	0.20	ug/L	SW846 8270C
Benzo(ghi)perylene	ND	0.20	ug/L	SW846 8270C

SURROGATE	PERCENT RECOVERY	RECOVERY LIMITS
Nitrobenzene-d5	80	(32 - 112)
2-Fluorobiphenyl	53	(30 - 110)
Terphenyl-d14	87	(51 - 135)
Phenol-d5	56	(10 - 117)
2-Fluorophenol	25	(19 - 108)
2,4,6-Tribromophenol	66	(42 - 124)

(Continued on next page)

METHOD BLANK REPORT

GC/MS Semivolatiles

Client Lot #...: A5G140104 **Work Order #...:** HFJQ91AA **Matrix.....:** WATER

NOTE(S):

Calculations are performed before rounding to avoid round-off errors in calculated results.

SpecPro Inc

Method Blank Report

GC/MS Semivolatiles

Lot-Sample #: A5G150000-051 B **Work Order #:** HFJQ91AA **Matrix:** WATER

MASS SPECTROMETER/DATA SYSTEM (MSDS) TENTATIVELY IDENTIFIED COMPOUNDS

PARAMETER	CAS #	ESTIMATED RESULT		RETENTION TIME	UNITS
Unknown		2.1 J	M	5.843	ug/L

NOTE(S):

M: Result was measured against nearest internal standard assuming a response factor of 1.

METHOD BLANK REPORT

GC/MS Semivolatiles

Client Lot #...: A5G140104 **Work Order #...:** HFNAA1AA **Matrix.....:** WATER
MB Lot-Sample #: A5G160000-084

Prep Date.....: 07/17/05 **Final Wgt/Vol..:** 2 mL
Analysis Date..: 07/20/05 **Prep Batch #...:** 5197084
Dilution Factor: 1 **Initial Wgt/Vol:** 1000 mL

PARAMETER	RESULT	REPORTING LIMIT	UNITS	METHOD
Phenol	ND	1.0	ug/L	SW846 8270C
bis(2-Chloroethyl)-ether	ND	1.0	ug/L	SW846 8270C
2-Chlorophenol	ND	1.0	ug/L	SW846 8270C
1,3-Dichlorobenzene	ND	1.0	ug/L	SW846 8270C
1,4-Dichlorobenzene	ND	1.0	ug/L	SW846 8270C
1,2-Dichlorobenzene	ND	1.0	ug/L	SW846 8270C
2-Methylphenol	ND	1.0	ug/L	SW846 8270C
2,2'-oxybis(1-Chloro-propane)	ND	1.0	ug/L	SW846 8270C
4-Methylphenol	ND	1.0	ug/L	SW846 8270C
N-Nitrosodi-n-propyl-amine	ND	1.0	ug/L	SW846 8270C
Hexachloroethane	ND	1.0	ug/L	SW846 8270C
Nitrobenzene	ND	1.0	ug/L	SW846 8270C
Isophorone	ND	1.0	ug/L	SW846 8270C
2-Nitrophenol	ND	2.0	ug/L	SW846 8270C
2,4-Dimethylphenol	ND	2.0	ug/L	SW846 8270C
bis(2-Chloroethoxy) methane	ND	1.0	ug/L	SW846 8270C
2,4-Dichlorophenol	ND	2.0	ug/L	SW846 8270C
1,2,4-Trichloro-benzene	ND	1.0	ug/L	SW846 8270C
Naphthalene	ND	0.20	ug/L	SW846 8270C
4-Chloroaniline	ND	2.0	ug/L	SW846 8270C
Hexachlorobutadiene	ND	1.0	ug/L	SW846 8270C
4-Chloro-3-methylphenol	ND	2.0	ug/L	SW846 8270C
2-Methylnaphthalene	ND	0.20	ug/L	SW846 8270C
Hexachlorocyclopenta-diene	ND	10	ug/L	SW846 8270C
2,4,6-Trichloro-phenol	ND	5.0	ug/L	SW846 8270C
2,4,5-Trichloro-phenol	ND	5.0	ug/L	SW846 8270C
2-Chloronaphthalene	ND	1.0	ug/L	SW846 8270C
2-Nitroaniline	ND	2.0	ug/L	SW846 8270C
Dimethyl phthalate	ND	1.0	ug/L	SW846 8270C
Acenaphthylene	ND	0.20	ug/L	SW846 8270C
2,6-Dinitrotoluene	ND	5.0	ug/L	SW846 8270C
3-Nitroaniline	ND	2.0	ug/L	SW846 8270C
Acenaphthene	ND	0.20	ug/L	SW846 8270C

(Continued on next page)

METHOD BLANK REPORT

GC/MS Semivolatiles

Client Lot #...: A5G140104 **Work Order #...:** HFNAA1AA **Matrix.....:** WATER

PARAMETER	RESULT	REPORTING LIMIT	UNITS	METHOD
2,4-Dinitrophenol	ND	5.0	ug/L	SW846 8270C
4-Nitrophenol	ND	5.0	ug/L	SW846 8270C
Dibenzofuran	ND	1.0	ug/L	SW846 8270C
2,4-Dinitrotoluene	ND	5.0	ug/L	SW846 8270C
Diethyl phthalate	**0.74 J**	**1.0**	**ug/L**	**SW846 8270C**
4-Chlorophenyl phenyl ether	ND	2.0	ug/L	SW846 8270C
Fluorene	ND	0.20	ug/L	SW846 8270C
4-Nitroaniline	ND	2.0	ug/L	SW846 8270C
4,6-Dinitro-2-methylphenol	ND	5.0	ug/L	SW846 8270C
N-Nitrosodiphenylamine	ND	1.0	ug/L	SW846 8270C
4-Bromophenyl phenyl ether	ND	2.0	ug/L	SW846 8270C
Hexachlorobenzene	ND	0.20	ug/L	SW846 8270C
Pentachlorophenol	ND	5.0	ug/L	SW846 8270C
Phenanthrene	ND	0.20	ug/L	SW846 8270C
Anthracene	ND	0.20	ug/L	SW846 8270C
Carbazole	ND	1.0	ug/L	SW846 8270C
Di-n-butyl phthalate	**1.2**	**1.0**	**ug/L**	**SW846 8270C**
Fluoranthene	ND	0.20	ug/L	SW846 8270C
Pyrene	ND	0.20	ug/L	SW846 8270C
Butyl benzyl phthalate	ND	1.0	ug/L	SW846 8270C
3,3'-Dichlorobenzidine	ND	5.0	ug/L	SW846 8270C
Benzo(a)anthracene	ND	0.20	ug/L	SW846 8270C
Chrysene	ND	0.20	ug/L	SW846 8270C
bis(2-Ethylhexyl) phthalate	**6.5**	**1.0**	**ug/L**	**SW846 8270C**
Di-n-octyl phthalate	ND	1.0	ug/L	SW846 8270C
Benzo(b)fluoranthene	ND	0.20	ug/L	SW846 8270C
Benzo(k)fluoranthene	ND	0.20	ug/L	SW846 8270C
Benzo(a)pyrene	ND	0.20	ug/L	SW846 8270C
Indeno(1,2,3-cd)pyrene	ND	0.20	ug/L	SW846 8270C
Dibenz(a,h)anthracene	ND	0.20	ug/L	SW846 8270C
Benzo(ghi)perylene	ND	0.20	ug/L	SW846 8270C

SURROGATE	PERCENT RECOVERY	RECOVERY LIMITS
Nitrobenzene-d5	90	(32 - 112)
2-Fluorobiphenyl	73	(30 - 110)
Terphenyl-d14	92	(51 - 135)
Phenol-d5	4.4 *	(10 - 117)
2-Fluorophenol	0.0 *	(19 - 108)
2,4,6-Tribromophenol	0.0 *	(42 - 124)

(Continued on next page)

METHOD BLANK REPORT

GC/MS Semivolatiles

Client Lot #...: A5G140104 **Work Order #...:** HFNAA1AA **Matrix.....:** WATER

NOTE(S):

Calculations are performed before rounding to avoid round-off errors in calculated results.

* Surrogate recovery is outside stated control limits.

J Estimated result. Result is less than RL.

SpecPro Inc

Method Blank Report

GC/MS Semivolatiles

Lot-Sample #: A5G160000-084 B **Work Order #:** HFNAA1AA **Matrix:** WATER

MASS SPECTROMETER/DATA SYSTEM (MSDS) TENTATIVELY IDENTIFIED COMPOUNDS

PARAMETER	CAS #	ESTIMATED RESULT		RETENTION TIME	UNITS
Unknown		15 J	M	2.75	ug/L
Unknown		23 J	M	3.278	ug/L
Unknown		1.7 J	M	3.337	ug/L
Unknown		2.9 J	M	4.208	ug/L
Unknown		1.1 J	M	4.977	ug/L
Unknown		2.1 J	M	5.052	ug/L
Unknown		13 J	M	5.837	ug/L

NOTE(S):

M: Result was measured against nearest internal standard assuming a response factor of 1.

LABORATORY CONTROL SAMPLE EVALUATION REPORT

GC/MS Semivolatiles

Client Lot #...: A5G140104 **Work Order #...:** HFJQ91AC-LCS **Matrix.....:** WATER
LCS Lot-Sample#: A5G150000-051 HFJQ91AD-LCSD
Prep Date.....: 07/15/05 **Analysis Date..:** 07/20/05
Prep Batch #...: 5196051
Dilution Factor: 1 **Final Wgt/Vol..:** 2 mL
Initial Wgt/Vol: 1000 mL

PARAMETER	PERCENT RECOVERY	RECOVERY LIMITS	RPD	RPD LIMITS	METHOD
Phenol	**70**	**(10 - 116)**			**SW846 8270C**
	68	**(10 - 116)**	**2.7**	**(0-43)**	**SW846 8270C**
2-Chlorophenol	**69**	**(37 - 106)**			**SW846 8270C**
	65	**(37 - 106)**	**6.1**	**(0-43)**	**SW846 8270C**
1,4-Dichlorobenzene	**71**	**(32 - 98)**			**SW846 8270C**
	66	**(32 - 98)**	**7.9**	**(0-36)**	**SW846 8270C**
N-Nitrosodi-n-propyl-amine	**90**	**(30 - 115)**			**SW846 8270C**
	87	**(30 - 115)**	**3.6**	**(0-36)**	**SW846 8270C**
1,2,4-Trichloro-benzene	**60**	**(31 - 110)**			**SW846 8270C**
	58	**(31 - 110)**	**2.8**	**(0-37)**	**SW846 8270C**
4-Chloro-3-methylphenol	**81**	**(47 - 111)**			**SW846 8270C**
	74	**(47 - 111)**	**9.0**	**(0-55)**	**SW846 8270C**
Acenaphthene	**70**	**(39 - 118)**			**SW846 8270C**
	71	**(39 - 118)**	**1.2**	**(0-35)**	**SW846 8270C**
4-Nitrophenol	**84**	**(10 - 123)**			**SW846 8270C**
	79	**(10 - 123)**	**5.6**	**(0-34)**	**SW846 8270C**
2,4-Dinitrotoluene	**87**	**(47 - 131)**			**SW846 8270C**
	79	**(47 - 131)**	**9.4**	**(0-32)**	**SW846 8270C**
Pentachlorophenol	**54**	**(38 - 117)**			**SW846 8270C**
	52	**(38 - 117)**	**5.3**	**(0-56)**	**SW846 8270C**
Pyrene	**81**	**(46 - 130)**			**SW846 8270C**
	76	**(46 - 130)**	**7.3**	**(0-31)**	**SW846 8270C**

SURROGATE	PERCENT RECOVERY	RECOVERY LIMITS
Nitrobenzene-d5	86	(32 - 112)
	80	(32 - 112)
2-Fluorobiphenyl	66	(30 - 110)
	65	(30 - 110)
Terphenyl-d14	84	(51 - 135)
	77	(51 - 135)
Phenol-d5	67	(10 - 117)
	67	(10 - 117)
2-Fluorophenol	47	(19 - 108)
	47	(19 - 108)

(Continued on next page)

LABORATORY CONTROL SAMPLE EVALUATION REPORT

GC/MS Semivolatiles

Client Lot #...: A5G140104 **Work Order #...:** HFJQ91AC-LCS **Matrix.....:** WATER
LCS Lot-Sample#: A5G150000-051 HFJQ91AD-LCSD

SURROGATE	PERCENT RECOVERY	RECOVERY LIMITS
2,4,6-Tribromophenol	70	(42 - 124)
	66	(42 - 124)

NOTE(S):

Calculations are performed before rounding to avoid round-off errors in calculated results.

Bold print denotes control parameters

LABORATORY CONTROL SAMPLE DATA REPORT

GC/MS Semivolatiles

Client Lot #...: A5G140104 **Work Order #...:** HFJQ91AC-LCS **Matrix.....:** WATER
LCS Lot-Sample#: A5G150000-051 HFJQ91AD-LCSD
Prep Date.....: 07/15/05 **Analysis Date..:** 07/20/05
Prep Batch #...: 5196051
Dilution Factor: 1 **Final Wgt/Vol..:** 2 mL
Initial Wgt/Vol: 1000 mL

PARAMETER	SPIKE AMOUNT	MEASURED AMOUNT	UNITS	PERCENT RECOVERY	RPD	METHOD
Phenol	**20**	**14**	**ug/L**	**70**		**SW846 8270C**
	20	**14**	**ug/L**	**68**	**2.7**	**SW846 8270C**
2-Chlorophenol	**20**	**14**	**ug/L**	**69**		**SW846 8270C**
	20	**13**	**ug/L**	**65**	**6.1**	**SW846 8270C**
1,4-Dichlorobenzene	**20**	**14**	**ug/L**	**71**		**SW846 8270C**
	20	**13**	**ug/L**	**66**	**7.9**	**SW846 8270C**
N-Nitrosodi-n-propyl-amine	**20**	**18**	**ug/L**	**90**		**SW846 8270C**
	20	**17**	**ug/L**	**87**	**3.6**	**SW846 8270C**
1,2,4-Trichloro-benzene	**20**	**12**	**ug/L**	**60**		**SW846 8270C**
	20	**12**	**ug/L**	**58**	**2.8**	**SW846 8270C**
4-Chloro-3-methylphenol	**20**	**16**	**ug/L**	**81**		**SW846 8270C**
	20	**15**	**ug/L**	**74**	**9.0**	**SW846 8270C**
Acenaphthene	**20**	**14**	**ug/L**	**70**		**SW846 8270C**
	20	**14**	**ug/L**	**71**	**1.2**	**SW846 8270C**
4-Nitrophenol	**20**	**17**	**ug/L**	**84**		**SW846 8270C**
	20	**16**	**ug/L**	**79**	**5.6**	**SW846 8270C**
2,4-Dinitrotoluene	**20**	**17**	**ug/L**	**87**		**SW846 8270C**
	20	**16**	**ug/L**	**79**	**9.4**	**SW846 8270C**
Pentachlorophenol	**20**	**11**	**ug/L**	**54**		**SW846 8270C**
	20	**10**	**ug/L**	**52**	**5.3**	**SW846 8270C**
Pyrene	**20**	**16**	**ug/L**	**81**		**SW846 8270C**
	20	**15**	**ug/L**	**76**	**7.3**	**SW846 8270C**

SURROGATE	PERCENT RECOVERY	RECOVERY LIMITS
Nitrobenzene-d5	86	(32 - 112)
	80	(32 - 112)
2-Fluorobiphenyl	66	(30 - 110)
	65	(30 - 110)
Terphenyl-d14	84	(51 - 135)
	77	(51 - 135)
Phenol-d5	67	(10 - 117)
	67	(10 - 117)
2-Fluorophenol	47	(19 - 108)
	47	(19 - 108)

(Continued on next page)

LABORATORY CONTROL SAMPLE DATA REPORT

GC/MS Semivolatiles

Client Lot #...: A5G140104 **Work Order #...:** HFJQ91AC-LCS **Matrix.....:** WATER
LCS Lot-Sample#: A5G150000-051 HFJQ91AD-LCSD

SURROGATE	PERCENT RECOVERY	RECOVERY LIMITS
2,4,6-Tribromophenol	70	(42 - 124)
	66	(42 - 124)

NOTE(S):

Calculations are performed before rounding to avoid round-off errors in calculated results.

Bold print denotes control parameters

LABORATORY CONTROL SAMPLE EVALUATION REPORT

GC/MS Semivolatiles

Client Lot #...: A5G140104 **Work Order #...:** HFNAA1AC **Matrix.....:** WATER
LCS Lot-Sample#: A5G160000-084
Prep Date.....: 07/17/05 **Analysis Date..:** 07/20/05
Prep Batch #...: 5197084
Dilution Factor: 1 **Final Wgt/Vol..:** 2 mL
Initial Wgt/Vol: 1000 mL

PARAMETER	PERCENT RECOVERY	RECOVERY LIMITS	METHOD
Phenol	**3.8 a**	**(10 - 116)**	**SW846 8270C**
2-Chlorophenol	**0.0 a**	**(37 - 106)**	**SW846 8270C**
1,4-Dichlorobenzene	**74**	**(32 - 98)**	**SW846 8270C**
N-Nitrosodi-n-propyl-amine	**87**	**(30 - 115)**	**SW846 8270C**
1,2,4-Trichloro-benzene	**71**	**(31 - 110)**	**SW846 8270C**
4-Chloro-3-methylphenol	**17 a**	**(47 - 111)**	**SW846 8270C**
Acenaphthene	**80**	**(39 - 118)**	**SW846 8270C**
4-Nitrophenol	**0.0 a**	**(10 - 123)**	**SW846 8270C**
2,4-Dinitrotoluene	**92**	**(47 - 131)**	**SW846 8270C**
Pentachlorophenol	**0.0 a**	**(38 - 117)**	**SW846 8270C**
Pyrene	**92**	**(46 - 130)**	**SW846 8270C**

SURROGATE	PERCENT RECOVERY	RECOVERY LIMITS
Nitrobenzene-d5	87	(32 - 112)
2-Fluorobiphenyl	74	(30 - 110)
Terphenyl-d14	91	(51 - 135)
Phenol-d5	3.5 *	(10 - 117)
2-Fluorophenol	0.0 *	(19 - 108)
2,4,6-Tribromophenol	0.0 *	(42 - 124)

NOTE(S):

Calculations are performed before rounding to avoid round-off errors in calculated results.

Bold print denotes control parameters

a Spiked analyte recovery is outside stated control limits.

* Surrogate recovery is outside stated control limits.

LABORATORY CONTROL SAMPLE DATA REPORT

GC/MS Semivolatiles

Client Lot #...: A5G140104 **Work Order #...:** HFNAA1AC **Matrix.....:** WATER
LCS Lot-Sample#: A5G160000-084
Prep Date.....: 07/17/05 **Analysis Date..:** 07/20/05
Prep Batch #...: 5197084
Dilution Factor: 1 **Final Wgt/Vol..:** 2 mL
Initial Wgt/Vol: 1000 mL

PARAMETER	SPIKE AMOUNT	MEASURED AMOUNT	UNITS	PERCENT RECOVERY	METHOD
Phenol	**20**	**0.76 a**	**ug/L**	**3.8**	**SW846 8270C**
2-Chlorophenol	**20**	**0.0 a**	**ug/L**	**0.0**	**SW846 8270C**
1,4-Dichlorobenzene	**20**	**15**	**ug/L**	**74**	**SW846 8270C**
N-Nitrosodi-n-propyl-amine	**20**	**17**	**ug/L**	**87**	**SW846 8270C**
1,2,4-Trichloro-benzene	**20**	**14**	**ug/L**	**71**	**SW846 8270C**
4-Chloro-3-methylphenol	**20**	**3.5 a**	**ug/L**	**17**	**SW846 8270C**
Acenaphthene	**20**	**16**	**ug/L**	**80**	**SW846 8270C**
4-Nitrophenol	**20**	**0.0 a**	**ug/L**	**0.0**	**SW846 8270C**
2,4-Dinitrotoluene	**20**	**18**	**ug/L**	**92**	**SW846 8270C**
Pentachlorophenol	**20**	**0.0 a**	**ug/L**	**0.0**	**SW846 8270C**
Pyrene	**20**	**18**	**ug/L**	**92**	**SW846 8270C**

SURROGATE	PERCENT RECOVERY	RECOVERY LIMITS
Nitrobenzene-d5	87	(32 - 112)
2-Fluorobiphenyl	74	(30 - 110)
Terphenyl-d14	91	(51 - 135)
Phenol-d5	3.5 *	(10 - 117)
2-Fluorophenol	0.0 *	(19 - 108)
2,4,6-Tribromophenol	0.0 *	(42 - 124)

NOTE(S):

Calculations are performed before rounding to avoid round-off errors in calculated results.

Bold print denotes control parameters

a Spiked analyte recovery is outside stated control limits.

* Surrogate recovery is outside stated control limits.

MATRIX SPIKE SAMPLE EVALUATION REPORT

GC/MS Semivolatiles

Client Lot #...: A5G140104 **Work Order #...:** HFJ2R1AF-MS **Matrix.....:** WATER
MS Lot-Sample #: A5G150118-015 HFJ2R1AG-MSD
Date Sampled...: 07/14/05 11:51 **Date Received..:** 07/15/05
Prep Date.....: 07/17/05 **Analysis Date..:** 07/20/05
Prep Batch #...: 5197084
Dilution Factor: 1 **Initial Wgt/Vol:** 500 mL **Final Wgt/Vol..:** 2 mL

PARAMETER	PERCENT RECOVERY	RECOVERY LIMITS	RPD	RPD LIMITS	METHOD
Phenol	**72**	**(10 - 116)**			**SW846 8270C**
	77	**(10 - 116)**	**7.2**	**(0-43)**	**SW846 8270C**
2-Chlorophenol	**65**	**(37 - 106)**			**SW846 8270C**
	72	**(37 - 106)**	**11**	**(0-43)**	**SW846 8270C**
1,4-Dichlorobenzene	**77**	**(32 - 98)**			**SW846 8270C**
	81	**(32 - 98)**	**5.2**	**(0-36)**	**SW846 8270C**
N-Nitrosodi-n-propyl- amine	**92**	**(18 - 115)**			**SW846 8270C**
	98	**(18 - 115)**	**6.1**	**(0-36)**	**SW846 8270C**
1,2,4-Trichloro- benzene	**73**	**(22 - 110)**			**SW846 8270C**
	76	**(22 - 110)**	**4.4**	**(0-37)**	**SW846 8270C**
4-Chloro-3-methylphenol	**87**	**(47 - 111)**			**SW846 8270C**
	90	**(47 - 111)**	**3.4**	**(0-55)**	**SW846 8270C**
Acenaphthene	**86**	**(26 - 118)**			**SW846 8270C**
	87	**(26 - 118)**	**1.5**	**(0-35)**	**SW846 8270C**
4-Nitrophenol	**85**	**(10 - 123)**			**SW846 8270C**
	99	**(10 - 123)**	**15**	**(0-34)**	**SW846 8270C**
2,4-Dinitrotoluene	**95**	**(31 - 131)**			**SW846 8270C**
	95	**(31 - 131)**	**0.24**	**(0-32)**	**SW846 8270C**
Pentachlorophenol	**69**	**(38 - 137)**			**SW846 8270C**
	69	**(38 - 137)**	**0.22**	**(0-56)**	**SW846 8270C**
Pyrene	**92**	**(27 - 138)**			**SW846 8270C**
	92	**(27 - 138)**	**0.61**	**(0-31)**	**SW846 8270C**

SURROGATE	PERCENT RECOVERY	RECOVERY LIMITS
Nitrobenzene-d5	95	(32 - 112)
	92	(32 - 112)
2-Fluorobiphenyl	76	(30 - 110)
	76	(30 - 110)
Terphenyl-d14	93	(51 - 135)
	88	(51 - 135)
Phenol-d5	63	(10 - 117)
	72	(10 - 117)
2-Fluorophenol	50	(19 - 108)
	55	(19 - 108)

(Continued on next page)

MATRIX SPIKE SAMPLE EVALUATION REPORT

GC/MS Semivolatiles

Client Lot #...: A5G140104 **Work Order #...:** HFJ2R1AF-MS **Matrix.....:** WATER
MS Lot-Sample #: A5G150118-015 HFJ2R1AG-MSD

SURROGATE	PERCENT RECOVERY	RECOVERY LIMITS
2,4,6-Tribromophenol	80	(42 - 124)
	78	(42 - 124)

NOTE(S):

Calculations are performed before rounding to avoid round-off errors in calculated results.

Bold print denotes control parameters

MATRIX SPIKE SAMPLE DATA REPORT

GC/MS Semivolatiles

Client Lot #...: A5G140104 **Work Order #...:** HFJ2R1AF-MS **Matrix.....:** WATER
MS Lot-Sample #: A5G150118-015 HFJ2R1AG-MSD
Date Sampled...: 07/14/05 11:51 **Date Received..:** 07/15/05
Prep Date.....: 07/17/05 **Analysis Date..:** 07/20/05
Prep Batch #...: 5197084
Dilution Factor: 1 **Initial Wgt/Vol:** 500 mL **Final Wgt/Vol..:** 2 mL

PARAMETER	SAMPLE AMOUNT	SPIKE AMT	MEASRD AMOUNT	UNITS	PERCNT RECVRY	RPD	METHOD
Phenol	**ND**	**40**	**29**	**ug/L**	**72**		**SW846 8270C**
	ND	**40**	**31**	**ug/L**	**77**	**7.2**	**SW846 8270C**
2-Chlorophenol	**ND**	**40**	**26**	**ug/L**	**65**		**SW846 8270C**
	ND	**40**	**29**	**ug/L**	**72**	**11**	**SW846 8270C**
1,4-Dichlorobenzene	**ND**	**40**	**31**	**ug/L**	**77**		**SW846 8270C**
	ND	**40**	**32**	**ug/L**	**81**	**5.2**	**SW846 8270C**
N-Nitrosodi-n-propyl- amine	**ND**	**40**	**37**	**ug/L**	**92**		**SW846 8270C**
	ND	**40**	**39**	**ug/L**	**98**	**6.1**	**SW846 8270C**
1,2,4-Trichloro- benzene	**ND**	**40**	**29**	**ug/L**	**73**		**SW846 8270C**
	ND	**40**	**30**	**ug/L**	**76**	**4.4**	**SW846 8270C**
4-Chloro-3-methylphenol	**ND**	**40**	**35**	**ug/L**	**87**		**SW846 8270C**
	ND	**40**	**36**	**ug/L**	**90**	**3.4**	**SW846 8270C**
Acenaphthene	**ND**	**40**	**34**	**ug/L**	**86**		**SW846 8270C**
	ND	**40**	**35**	**ug/L**	**87**	**1.5**	**SW846 8270C**
4-Nitrophenol	**ND**	**40**	**34**	**ug/L**	**85**		**SW846 8270C**
	ND	**40**	**39**	**ug/L**	**99**	**15**	**SW846 8270C**
2,4-Dinitrotoluene	**ND**	**40**	**38**	**ug/L**	**95**		**SW846 8270C**
	ND	**40**	**38**	**ug/L**	**95**	**0.24**	**SW846 8270C**
Pentachlorophenol	**ND**	**40**	**27**	**ug/L**	**69**		**SW846 8270C**
	ND	**40**	**27**	**ug/L**	**69**	**0.22**	**SW846 8270C**
Pyrene	**ND**	**40**	**37**	**ug/L**	**92**		**SW846 8270C**
	ND	**40**	**37**	**ug/L**	**92**	**0.61**	**SW846 8270C**

SURROGATE	PERCENT RECOVERY	RECOVERY LIMITS
Nitrobenzene-d5	95	(32 - 112)
	92	(32 - 112)
2-Fluorobiphenyl	76	(30 - 110)
	76	(30 - 110)
Terphenyl-d14	93	(51 - 135)
	88	(51 - 135)
Phenol-d5	63	(10 - 117)
	72	(10 - 117)
2-Fluorophenol	50	(19 - 108)
	55	(19 - 108)

(Continued on next page)

MATRIX SPIKE SAMPLE DATA REPORT

GC/MS Semivolatiles

Client Lot #...: A5G140104 **Work Order #...:** HFJ2R1AF-MS **Matrix.....:** WATER
MS Lot-Sample #: A5G150118-015 HFJ2R1AG-MSD

SURROGATE	PERCENT RECOVERY	RECOVERY LIMITS
2,4,6-Tribromophenol	80	(42 - 124)
	78	(42 - 124)

NOTE(S):

Calculations are performed before rounding to avoid round-off errors in calculated results.

Bold print denotes control parameters

PESTICIDE DATA

SpecPro Inc

Client Sample ID: FWGLL12MW-186C-0076-GW

GC Semivolatiles

Lot-Sample #...: A5G140104-001 **Work Order #...:** HFFLQ1AD **Matrix.....:** WG
Date Sampled...: 07/13/05 15:20 **Date Received..:** 07/14/05
Prep Date.....: 07/14/05 **Analysis Date..:** 07/28/05
Prep Batch #...: 5195310
Dilution Factor: 1 **Initial Wgt/Vol:** 970 mL **Final Wgt/Vol..:** 5 mL
Method.....: SW846 8081A

PARAMETER	RESULT	REPORTING LIMIT	UNITS
alpha-BHC	ND	0.030	ug/L
beta-BHC	ND	0.030	ug/L
delta-BHC	ND	0.030	ug/L
gamma-BHC (Lindane)	ND	0.030	ug/L
Heptachlor	ND	0.030	ug/L
Aldrin	ND	0.030	ug/L
Heptachlor epoxide	ND	0.030	ug/L
Endosulfan I	ND	0.030	ug/L
Dieldrin	ND	0.030	ug/L
4,4'-DDE	ND	0.030	ug/L
Endrin	ND	0.030	ug/L
Endosulfan II	ND	0.030	ug/L
4,4'-DDD	ND	0.030	ug/L
Endosulfan sulfate	ND	0.030	ug/L
4,4'-DDT	**0.087 PG**	**0.030**	**ug/L**
Methoxychlor	ND	0.10	ug/L
Endrin ketone	ND	0.030	ug/L
Endrin aldehyde	ND	0.030	ug/L
alpha-Chlordane	ND	0.030	ug/L
gamma-Chlordane	ND	0.030	ug/L
Toxaphene	ND	2.0	ug/L

SURROGATE	PERCENT RECOVERY	RECOVERY LIMITS
Tetrachloro-m-xylene	99	(39 - 130)
Decachlorobiphenyl	27	(10 - 147)

NOTE(S):

PG The percent difference between the original and confirmation analyses is greater than 40%.

SpecPro Inc

Client Sample ID: FWGBKGMW-004C-0047-GW

GC Semivolatiles

Lot-Sample #...: A5G140104-003 **Work Order #...:** HFFL41AD **Matrix.....:** WG
Date Sampled...: 07/13/05 10:50 **Date Received..:** 07/14/05
Prep Date.....: 07/14/05 **Analysis Date..:** 07/28/05
Prep Batch #...: 5195310
Dilution Factor: 1 **Initial Wgt/Vol:** 1050 mL **Final Wgt/Vol..:** 5 mL
Method.....: SW846 8081A

PARAMETER	RESULT	REPORTING LIMIT	UNITS
alpha-BHC	ND	0.030	ug/L
beta-BHC	ND	0.030	ug/L
delta-BHC	ND	0.030	ug/L
gamma-BHC (Lindane)	ND	0.030	ug/L
Heptachlor	ND	0.030	ug/L
Aldrin	ND	0.030	ug/L
Heptachlor epoxide	ND	0.030	ug/L
Endosulfan I	ND	0.030	ug/L
Dieldrin	ND	0.030	ug/L
4,4'-DDE	ND	0.030	ug/L
Endrin	ND	0.030	ug/L
Endosulfan II	ND	0.030	ug/L
4,4'-DDD	ND	0.030	ug/L
Endosulfan sulfate	ND	0.030	ug/L
4,4'-DDT	ND	0.030	ug/L
Methoxychlor	ND	0.10	ug/L
Endrin ketone	ND	0.030	ug/L
Endrin aldehyde	ND	0.030	ug/L
alpha-Chlordane	ND	0.030	ug/L
gamma-Chlordane	ND	0.030	ug/L
Toxaphene	ND	2.0	ug/L

SURROGATE	PERCENT RECOVERY	RECOVERY LIMITS
Tetrachloro-m-xylene	93	(39 - 130)
Decachlorobiphenyl	39	(10 - 147)

SpecPro Inc

Client Sample ID: FWGLL11MW-002C-0071-GW

GC Semivolatiles

Lot-Sample #...: A5G140104-005 **Work Order #...:** HFFL61AD **Matrix.....:** WG
Date Sampled...: 07/13/05 09:57 **Date Received..:** 07/14/05
Prep Date.....: 07/14/05 **Analysis Date..:** 07/28/05
Prep Batch #...: 5195310
Dilution Factor: 1 **Initial Wgt/Vol:** 1000 mL **Final Wgt/Vol..:** 5 mL
Method.....: SW846 8081A

PARAMETER	RESULT	REPORTING LIMIT	UNITS
alpha-BHC	ND	0.030	ug/L
beta-BHC	**0.029 J**	**0.030**	**ug/L**
delta-BHC	ND	0.030	ug/L
gamma-BHC (Lindane)	ND	0.030	ug/L
Heptachlor	ND	0.030	ug/L
Aldrin	ND	0.030	ug/L
Heptachlor epoxide	ND	0.030	ug/L
Endosulfan I	ND	0.030	ug/L
Dieldrin	ND	0.030	ug/L
4,4'-DDE	ND	0.030	ug/L
Endrin	ND	0.030	ug/L
Endosulfan II	ND	0.030	ug/L
4,4'-DDD	ND	0.030	ug/L
Endosulfan sulfate	ND	0.030	ug/L
4,4'-DDT	ND	0.030	ug/L
Methoxychlor	ND	0.10	ug/L
Endrin ketone	ND	0.030	ug/L
Endrin aldehyde	ND	0.030	ug/L
alpha-Chlordane	ND	0.030	ug/L
gamma-Chlordane	ND	0.030	ug/L
Toxaphene	ND	2.0	ug/L

SURROGATE	PERCENT RECOVERY	RECOVERY LIMITS
Tetrachloro-m-xylene	78	(39 - 130)
Decachlorobiphenyl	16	(10 - 147)

NOTE(S):

J Estimated result. Result is less than RL.

SpecPro Inc

Client Sample ID: FWGLL4MW-198C-0069-GW

GC Semivolatiles

Lot-Sample #...: A5G140104-007 **Work Order #...:** HFFMA1AD **Matrix.....:** WG
Date Sampled...: 07/13/05 10:25 **Date Received..:** 07/14/05
Prep Date.....: 07/14/05 **Analysis Date..:** 07/28/05
Prep Batch #...: 5195310
Dilution Factor: 1 **Initial Wgt/Vol:** 1010 mL **Final Wgt/Vol..:** 5 mL
Method.....: SW846 8081A

PARAMETER	RESULT	REPORTING LIMIT	UNITS
alpha-BHC	ND	0.030	ug/L
beta-BHC	ND	0.030	ug/L
delta-BHC	ND	0.030	ug/L
gamma-BHC (Lindane)	ND	0.030	ug/L
Heptachlor	ND	0.030	ug/L
Aldrin	ND	0.030	ug/L
Heptachlor epoxide	ND	0.030	ug/L
Endosulfan I	ND	0.030	ug/L
Dieldrin	ND	0.030	ug/L
4,4'-DDE	ND	0.030	ug/L
Endrin	ND	0.030	ug/L
Endosulfan II	ND	0.030	ug/L
4,4'-DDD	ND	0.030	ug/L
Endosulfan sulfate	ND	0.030	ug/L
4,4'-DDT	ND	0.030	ug/L
Methoxychlor	ND	0.10	ug/L
Endrin ketone	ND	0.030	ug/L
Endrin aldehyde	ND	0.030	ug/L
alpha-Chlordane	ND	0.030	ug/L
gamma-Chlordane	ND	0.030	ug/L
Toxaphene	ND	2.0	ug/L

SURROGATE	PERCENT RECOVERY	RECOVERY LIMITS
Tetrachloro-m-xylene	89	(39 - 130)
Decachlorobiphenyl	52	(10 - 147)

SpecPro Inc

Client Sample ID: FWGLL11MW-007C-0072-GW

GC Semivolatiles

Lot-Sample #...: A5G140104-009 **Work Order #...:** HFFMV1AD **Matrix.....:** WG
Date Sampled...: 07/13/05 13:49 **Date Received..:** 07/14/05
Prep Date.....: 07/14/05 **Analysis Date..:** 07/28/05
Prep Batch #...: 5195310
Dilution Factor: 1 **Initial Wgt/Vol:** 1040 mL **Final Wgt/Vol..:** 5 mL
Method.....: SW846 8081A

PARAMETER	RESULT	REPORTING LIMIT	UNITS
alpha-BHC	ND	0.030	ug/L
beta-BHC	**0.016 J**	**0.030**	**ug/L**
delta-BHC	ND	0.030	ug/L
gamma-BHC (Lindane)	ND	0.030	ug/L
Heptachlor	ND	0.030	ug/L
Aldrin	ND	0.030	ug/L
Heptachlor epoxide	ND	0.030	ug/L
Endosulfan I	ND	0.030	ug/L
Dieldrin	ND	0.030	ug/L
4,4'-DDE	ND	0.030	ug/L
Endrin	ND	0.030	ug/L
Endosulfan II	ND	0.030	ug/L
4,4'-DDD	ND	0.030	ug/L
Endosulfan sulfate	ND	0.030	ug/L
4,4'-DDT	ND	0.030	ug/L
Methoxychlor	ND	0.10	ug/L
Endrin ketone	ND	0.030	ug/L
Endrin aldehyde	ND	0.030	ug/L
alpha-Chlordane	ND	0.030	ug/L
gamma-Chlordane	ND	0.030	ug/L
Toxaphene	ND	2.0	ug/L

SURROGATE	PERCENT RECOVERY	RECOVERY LIMITS
Tetrachloro-m-xylene	98	(39 - 130)
Decachlorobiphenyl	37	(10 - 147)

NOTE(S):

J Estimated result. Result is less than RL.

SpecPro Inc

Client Sample ID: FWGBKGMW-008C-0050-GW

GC Semivolatiles

Lot-Sample #...: A5G140104-011 **Work Order #...:** HFFNA1AD **Matrix.....:** WG
Date Sampled...: 07/13/05 09:44 **Date Received..:** 07/14/05
Prep Date.....: 07/14/05 **Analysis Date..:** 07/28/05
Prep Batch #...: 5195310
Dilution Factor: 1 **Initial Wgt/Vol:** 1050 mL **Final Wgt/Vol..:** 5 mL
Method.....: SW846 8081A

PARAMETER	RESULT	REPORTING LIMIT	UNITS
alpha-BHC	ND	0.030	ug/L
beta-BHC	ND	0.030	ug/L
delta-BHC	ND	0.030	ug/L
gamma-BHC (Lindane)	ND	0.030	ug/L
Heptachlor	ND	0.030	ug/L
Aldrin	ND	0.030	ug/L
Heptachlor epoxide	ND	0.030	ug/L
Endosulfan I	ND	0.030	ug/L
Dieldrin	ND	0.030	ug/L
4,4'-DDE	ND	0.030	ug/L
Endrin	ND	0.030	ug/L
Endosulfan II	ND	0.030	ug/L
4,4'-DDD	ND	0.030	ug/L
Endosulfan sulfate	ND	0.030	ug/L
4,4'-DDT	ND	0.030	ug/L
Methoxychlor	ND	0.10	ug/L
Endrin ketone	ND	0.030	ug/L
Endrin aldehyde	ND	0.030	ug/L
alpha-Chlordane	ND	0.030	ug/L
gamma-Chlordane	ND	0.030	ug/L
Toxaphene	ND	2.0	ug/L

SURROGATE	PERCENT RECOVERY	RECOVERY LIMITS
Tetrachloro-m-xylene	83	(39 - 130)
Decachlorobiphenyl	73	(10 - 147)

SpecPro Inc

Client Sample ID: FWGBKGMW-020C-0059-GW

GC Semivolatiles

Lot-Sample #...: A5G140104-013 **Work Order #...:** HFFNM1AD **Matrix.....:** WG
Date Sampled...: 07/13/05 15:17 **Date Received..:** 07/14/05
Prep Date.....: 07/14/05 **Analysis Date..:** 07/28/05
Prep Batch #...: 5195310
Dilution Factor: 1 **Initial Wgt/Vol:** 1050 mL **Final Wgt/Vol..:** 5 mL
Method.....: SW846 8081A

PARAMETER	RESULT	REPORTING LIMIT	UNITS
alpha-BHC	ND	0.030	ug/L
beta-BHC	ND	0.030	ug/L
delta-BHC	ND	0.030	ug/L
gamma-BHC (Lindane)	ND	0.030	ug/L
Heptachlor	ND	0.030	ug/L
Aldrin	ND	0.030	ug/L
Heptachlor epoxide	ND	0.030	ug/L
Endosulfan I	ND	0.030	ug/L
Dieldrin	ND	0.030	ug/L
4,4'-DDE	ND	0.030	ug/L
Endrin	ND	0.030	ug/L
Endosulfan II	ND	0.030	ug/L
4,4'-DDD	ND	0.030	ug/L
Endosulfan sulfate	ND	0.030	ug/L
4,4'-DDT	ND	0.030	ug/L
Methoxychlor	ND	0.10	ug/L
Endrin ketone	ND	0.030	ug/L
Endrin aldehyde	ND	0.030	ug/L
alpha-Chlordane	ND	0.030	ug/L
gamma-Chlordane	ND	0.030	ug/L
Toxaphene	ND	2.0	ug/L

SURROGATE	PERCENT RECOVERY	RECOVERY LIMITS
Tetrachloro-m-xylene	99	(39 - 130)
Decachlorobiphenyl	56	(10 - 147)

SpecPro Inc

Client Sample ID: FWGBKGMW-021C-0060-GW

GC Semivolatiles

Lot-Sample #...: A5G140104-015 **Work Order #...:** HFFNV1AD **Matrix.....:** WG
Date Sampled...: 07/13/05 13:15 **Date Received..:** 07/14/05
Prep Date.....: 07/14/05 **Analysis Date..:** 07/28/05
Prep Batch #...: 5195310
Dilution Factor: 1 **Initial Wgt/Vol:** 1050 mL **Final Wgt/Vol..:** 5 mL
Method.....: SW846 8081A

PARAMETER	RESULT	REPORTING LIMIT	UNITS
alpha-BHC	ND	0.030	ug/L
beta-BHC	ND	0.030	ug/L
delta-BHC	ND	0.030	ug/L
gamma-BHC (Lindane)	ND	0.030	ug/L
Heptachlor	ND	0.030	ug/L
Aldrin	ND	0.030	ug/L
Heptachlor epoxide	ND	0.030	ug/L
Endosulfan I	ND	0.030	ug/L
Dieldrin	ND	0.030	ug/L
4,4'-DDE	ND	0.030	ug/L
Endrin	ND	0.030	ug/L
Endosulfan II	ND	0.030	ug/L
4,4'-DDD	ND	0.030	ug/L
Endosulfan sulfate	ND	0.030	ug/L
4,4'-DDT	ND	0.030	ug/L
Methoxychlor	ND	0.10	ug/L
Endrin ketone	ND	0.030	ug/L
Endrin aldehyde	ND	0.030	ug/L
alpha-Chlordane	ND	0.030	ug/L
gamma-Chlordane	ND	0.030	ug/L
Toxaphene	ND	2.0	ug/L

SURROGATE	PERCENT RECOVERY	RECOVERY LIMITS
Tetrachloro-m-xylene	98	(39 - 130)
Decachlorobiphenyl	60	(10 - 147)

SpecPro Inc

Client Sample ID: FWGLL4MW-199C-0089-GW

GC Semivolatiles

Lot-Sample #...: A5G140104-017 **Work Order #...:** HFFNX1AD **Matrix.....:** WG
Date Sampled...: 07/13/05 11:20 **Date Received..:** 07/14/05
Prep Date.....: 07/14/05 **Analysis Date..:** 07/28/05
Prep Batch #...: 5195310
Dilution Factor: 1 **Initial Wgt/Vol:** 1030 mL **Final Wgt/Vol..:** 5 mL
Method.....: SW846 8081A

PARAMETER	RESULT	REPORTING LIMIT	UNITS
alpha-BHC	ND	0.030	ug/L
beta-BHC	ND	0.030	ug/L
delta-BHC	ND	0.030	ug/L
gamma-BHC (Lindane)	ND	0.030	ug/L
Heptachlor	ND	0.030	ug/L
Aldrin	ND	0.030	ug/L
Heptachlor epoxide	ND	0.030	ug/L
Endosulfan I	ND	0.030	ug/L
Dieldrin	ND	0.030	ug/L
4,4'-DDE	ND	0.030	ug/L
Endrin	ND	0.030	ug/L
Endosulfan II	ND	0.030	ug/L
4,4'-DDD	ND	0.030	ug/L
Endosulfan sulfate	ND	0.030	ug/L
4,4'-DDT	ND	0.030	ug/L
Methoxychlor	ND	0.10	ug/L
Endrin ketone	ND	0.030	ug/L
Endrin aldehyde	ND	0.030	ug/L
alpha-Chlordane	ND	0.030	ug/L
gamma-Chlordane	ND	0.030	ug/L
Toxaphene	ND	2.0	ug/L

SURROGATE	PERCENT RECOVERY	RECOVERY LIMITS
Tetrachloro-m-xylene	111	(39 - 130)
Decachlorobiphenyl	83	(10 - 147)

SpecPro Inc

Client Sample ID: FWGBKGMW-021C-0088-GW

GC Semivolatiles

Lot-Sample #...: A5G140104-019 **Work Order #...:** HFFN21AD **Matrix.....:** WG
Date Sampled...: 07/13/05 13:15 **Date Received..:** 07/14/05
Prep Date.....: 07/14/05 **Analysis Date..:** 07/28/05
Prep Batch #...: 5195310
Dilution Factor: 1 **Initial Wgt/Vol:** 1050 mL **Final Wgt/Vol..:** 5 mL
Method.....: SW846 8081A

PARAMETER	RESULT	REPORTING LIMIT	UNITS
alpha-BHC	ND	0.030	ug/L
beta-BHC	ND	0.030	ug/L
delta-BHC	ND	0.030	ug/L
gamma-BHC (Lindane)	ND	0.030	ug/L
Heptachlor	ND	0.030	ug/L
Aldrin	ND	0.030	ug/L
Heptachlor epoxide	ND	0.030	ug/L
Endosulfan I	ND	0.030	ug/L
Dieldrin	ND	0.030	ug/L
4,4'-DDE	ND	0.030	ug/L
Endrin	ND	0.030	ug/L
Endosulfan II	ND	0.030	ug/L
4,4'-DDD	ND	0.030	ug/L
Endosulfan sulfate	ND	0.030	ug/L
4,4'-DDT	ND	0.030	ug/L
Methoxychlor	ND	0.10	ug/L
Endrin ketone	ND	0.030	ug/L
Endrin aldehyde	ND	0.030	ug/L
alpha-Chlordane	ND	0.030	ug/L
gamma-Chlordane	ND	0.030	ug/L
Toxaphene	ND	2.0	ug/L

SURROGATE	PERCENT RECOVERY	RECOVERY LIMITS
Tetrachloro-m-xylene	96	(39 - 130)
Decachlorobiphenyl	11	(10 - 147)

SpecPro Inc

Client Sample ID: FWGLL4MW-199C-0070-GW

GC Semivolatiles

Lot-Sample #...: A5G140104-021 **Work Order #...:** HFFN61AD **Matrix.....:** WG
Date Sampled...: 07/13/05 11:20 **Date Received..:** 07/14/05
Prep Date.....: 07/14/05 **Analysis Date..:** 07/28/05
Prep Batch #...: 5195310
Dilution Factor: 1 **Initial Wgt/Vol:** 990 mL **Final Wgt/Vol..:** 5 mL
Method.....: SW846 8081A

PARAMETER	RESULT	REPORTING LIMIT	UNITS
alpha-BHC	ND	0.030	ug/L
beta-BHC	ND	0.030	ug/L
delta-BHC	ND	0.030	ug/L
gamma-BHC (Lindane)	ND	0.030	ug/L
Heptachlor	ND	0.030	ug/L
Aldrin	ND	0.030	ug/L
Heptachlor epoxide	ND	0.030	ug/L
Endosulfan I	ND	0.030	ug/L
Dieldrin	ND	0.030	ug/L
4,4'-DDE	ND	0.030	ug/L
Endrin	ND	0.030	ug/L
Endosulfan II	ND	0.030	ug/L
4,4'-DDD	ND	0.030	ug/L
Endosulfan sulfate	ND	0.030	ug/L
4,4'-DDT	ND	0.030	ug/L
Methoxychlor	ND	0.10	ug/L
Endrin ketone	ND	0.030	ug/L
Endrin aldehyde	ND	0.030	ug/L
alpha-Chlordane	ND	0.030	ug/L
gamma-Chlordane	ND	0.030	ug/L
Toxaphene	ND	2.0	ug/L

SURROGATE	PERCENT RECOVERY	RECOVERY LIMITS
Tetrachloro-m-xylene	88	(39 - 130)
Decachlorobiphenyl	62	(10 - 147)

METHOD BLANK REPORT

GC Semivolatiles

Client Lot #...: A5G140104 **Work Order #...:** HFGMW1AA **Matrix.....:** WATER
MB Lot-Sample #: A5G140000-310

Prep Date.....: 07/14/05 **Final Wgt/Vol..:** 5 mL
Analysis Date..: 07/28/05 **Prep Batch #...:** 5195310
Dilution Factor: 1 **Initial Wgt/Vol:** 1000 mL

PARAMETER	RESULT	REPORTING LIMIT	UNITS	METHOD
alpha-BHC	ND	0.030	ug/L	SW846 8081A
beta-BHC	ND	0.030	ug/L	SW846 8081A
delta-BHC	ND	0.030	ug/L	SW846 8081A
gamma-BHC (Lindane)	ND	0.030	ug/L	SW846 8081A
Heptachlor	ND	0.030	ug/L	SW846 8081A
Aldrin	ND	0.030	ug/L	SW846 8081A
Heptachlor epoxide	ND	0.030	ug/L	SW846 8081A
Endosulfan I	ND	0.030	ug/L	SW846 8081A
Dieldrin	ND	0.030	ug/L	SW846 8081A
4,4'-DDE	ND	0.030	ug/L	SW846 8081A
Endrin	ND	0.030	ug/L	SW846 8081A
Endosulfan II	ND	0.030	ug/L	SW846 8081A
4,4'-DDD	ND	0.030	ug/L	SW846 8081A
Endosulfan sulfate	ND	0.030	ug/L	SW846 8081A
4,4'-DDT	ND	0.030	ug/L	SW846 8081A
Methoxychlor	ND	0.10	ug/L	SW846 8081A
Endrin ketone	ND	0.030	ug/L	SW846 8081A
Endrin aldehyde	ND	0.030	ug/L	SW846 8081A
alpha-Chlordane	ND	0.030	ug/L	SW846 8081A
gamma-Chlordane	ND	0.030	ug/L	SW846 8081A
Toxaphene	ND	2.0	ug/L	SW846 8081A

SURROGATE	PERCENT RECOVERY	RECOVERY LIMITS
Tetrachloro-m-xylene	109	(39 - 130)
Decachlorobiphenyl	55	(10 - 147)

NOTE(S):

Calculations are performed before rounding to avoid round-off errors in calculated results.

LABORATORY CONTROL SAMPLE EVALUATION REPORT

GC Semivolatiles

Client Lot #...: A5G140104 **Work Order #...:** HFGMW1AC-LCS **Matrix.....:** WATER
LCS Lot-Sample#: A5G140000-310 HFGMW1AD-LCSD
Prep Date.....: 07/14/05 **Analysis Date..:** 07/28/05
Prep Batch #...: 5195310
Dilution Factor: 2 **Final Wgt/Vol..:** 5 mL
Initial Wgt/Vol: 1000 mL

PARAMETER	PERCENT RECOVERY	RECOVERY LIMITS	RPD	RPD LIMITS	METHOD
gamma-BHC (Lindane)	**97**	**(49 - 137)**			**SW846 8081A**
	103	**(49 - 137)**	**5.1**	**(0-22)**	**SW846 8081A**
Heptachlor	**92**	**(57 - 124)**			**SW846 8081A**
	96	**(57 - 124)**	**4.4**	**(0-32)**	**SW846 8081A**
Aldrin	**95**	**(62 - 120)**			**SW846 8081A**
	99	**(62 - 120)**	**4.3**	**(0-33)**	**SW846 8081A**
Dieldrin	**99**	**(68 - 130)**			**SW846 8081A**
	103	**(68 - 130)**	**4.5**	**(0-37)**	**SW846 8081A**
Endrin	**101**	**(46 - 137)**			**SW846 8081A**
	106	**(46 - 137)**	**5.5**	**(0-40)**	**SW846 8081A**
4,4'-DDT	**100**	**(60 - 140)**			**SW846 8081A**
	107	**(60 - 140)**	**7.0**	**(0-50)**	**SW846 8081A**

SURROGATE	PERCENT RECOVERY	RECOVERY LIMITS
Tetrachloro-m-xylene	89	(39 - 130)
	94	(39 - 130)
Decachlorobiphenyl	27	(10 - 147)
	62	(10 - 147)

NOTE(S):

Calculations are performed before rounding to avoid round-off errors in calculated results.

Bold print denotes control parameters

LABORATORY CONTROL SAMPLE DATA REPORT

GC Semivolatiles

Client Lot #...: A5G140104 **Work Order #...:** HFGMW1AC-LCS **Matrix.....:** WATER
LCS Lot-Sample#: A5G140000-310 HFGMW1AD-LCSD
Prep Date.....: 07/14/05 **Analysis Date..:** 07/28/05
Prep Batch #...: 5195310
Dilution Factor: 2 **Final Wgt/Vol..:** 5 mL
Initial Wgt/Vol: 1000 mL

PARAMETER	SPIKE AMOUNT	MEASURED AMOUNT	UNITS	PERCENT RECOVERY	RPD	METHOD
gamma-BHC (Lindane)	**1.0**	**0.97**	**ug/L**	**97**		**SW846 8081A**
	1.0	**1.0**	**ug/L**	**103**	**5.1**	**SW846 8081A**
Heptachlor	**1.0**	**0.92**	**ug/L**	**92**		**SW846 8081A**
	1.0	**0.96**	**ug/L**	**96**	**4.4**	**SW846 8081A**
Aldrin	**1.0**	**0.95**	**ug/L**	**95**		**SW846 8081A**
	1.0	**0.99**	**ug/L**	**99**	**4.3**	**SW846 8081A**
Dieldrin	**1.0**	**0.99**	**ug/L**	**99**		**SW846 8081A**
	1.0	**1.0**	**ug/L**	**103**	**4.5**	**SW846 8081A**
Endrin	**1.0**	**1.0**	**ug/L**	**101**		**SW846 8081A**
	1.0	**1.1**	**ug/L**	**106**	**5.5**	**SW846 8081A**
4,4'-DDT	**1.0**	**1.0**	**ug/L**	**100**		**SW846 8081A**
	1.0	**1.1**	**ug/L**	**107**	**7.0**	**SW846 8081A**

SURROGATE	PERCENT RECOVERY	RECOVERY LIMITS
Tetrachloro-m-xylene	89	(39 - 130)
	94	(39 - 130)
Decachlorobiphenyl	27	(10 - 147)
	62	(10 - 147)

NOTE(S):

Calculations are performed before rounding to avoid round-off errors in calculated results.

Bold print denotes control parameters

POLYCHLORINATED BIPHENYLS DATA

SpecPro Inc

Client Sample ID: FWGLL12MW-186C-0076-GW

GC Semivolatiles

Lot-Sample #...: A5G140104-001 **Work Order #...:** HFFLQ1AE **Matrix.....:** WG
Date Sampled...: 07/13/05 15:20 **Date Received..:** 07/14/05
Prep Date.....: 07/14/05 **Analysis Date..:** 07/27/05
Prep Batch #...: 5195308
Dilution Factor: 1 **Initial Wgt/Vol:** 970 mL **Final Wgt/Vol..:** 5 mL
Method.....: SW846 8082

PARAMETER	RESULT	REPORTING LIMIT	UNITS
Aroclor 1016	ND	1.0	ug/L
Aroclor 1221	ND	1.0	ug/L
Aroclor 1232	ND	1.0	ug/L
Aroclor 1242	ND	1.0	ug/L
Aroclor 1248	ND	1.0	ug/L
Aroclor 1254	ND	1.0	ug/L
Aroclor 1260	ND	1.0	ug/L

SURROGATE	PERCENT RECOVERY	RECOVERY LIMITS
Tetrachloro-m-xylene	99	(35 - 130)
Decachlorobiphenyl	23	(10 - 110)

SpecPro Inc

Client Sample ID: FWGBKGMW-004C-0047-GW

GC Semivolatiles

Lot-Sample #...: A5G140104-003 **Work Order #...:** HFFL41AE **Matrix.....:** WG
Date Sampled...: 07/13/05 10:50 **Date Received..:** 07/14/05
Prep Date.....: 07/14/05 **Analysis Date..:** 07/27/05
Prep Batch #...: 5195308
Dilution Factor: 1 **Initial Wgt/Vol:** 1050 mL **Final Wgt/Vol..:** 5 mL
Method.....: SW846 8082

PARAMETER	RESULT	REPORTING LIMIT	UNITS
Aroclor 1016	ND	1.0	ug/L
Aroclor 1221	ND	1.0	ug/L
Aroclor 1232	ND	1.0	ug/L
Aroclor 1242	ND	1.0	ug/L
Aroclor 1248	ND	1.0	ug/L
Aroclor 1254	ND	1.0	ug/L
Aroclor 1260	ND	1.0	ug/L

SURROGATE	PERCENT RECOVERY	RECOVERY LIMITS
Tetrachloro-m-xylene	106	(35 - 130)
Decachlorobiphenyl	40	(10 - 110)

SpecPro Inc

Client Sample ID: FWGLL11MW-002C-0071-GW

GC Semivolatiles

Lot-Sample #...: A5G140104-005 **Work Order #...:** HFFL61AE **Matrix.....:** WG
Date Sampled...: 07/13/05 09:57 **Date Received..:** 07/14/05
Prep Date.....: 07/14/05 **Analysis Date..:** 07/27/05
Prep Batch #...: 5195308
Dilution Factor: 1 **Initial Wgt/Vol:** 1000 mL **Final Wgt/Vol..:** 5 mL
Method.....: SW846 8082

PARAMETER	RESULT	REPORTING LIMIT	UNITS
Aroclor 1016	ND	1.0	ug/L
Aroclor 1221	ND	1.0	ug/L
Aroclor 1232	ND	1.0	ug/L
Aroclor 1242	ND	1.0	ug/L
Aroclor 1248	ND	1.0	ug/L
Aroclor 1254	ND	1.0	ug/L
Aroclor 1260	ND	1.0	ug/L

SURROGATE	PERCENT RECOVERY	RECOVERY LIMITS
Tetrachloro-m-xylene	80	(35 - 130)
Decachlorobiphenyl	20	(10 - 110)

SpecPro Inc

Client Sample ID: FWGLL4MW-198C-0069-GW

GC Semivolatiles

Lot-Sample #...: A5G140104-007 **Work Order #...:** HFFMA1AE **Matrix.....:** WG
Date Sampled...: 07/13/05 10:25 **Date Received..:** 07/14/05
Prep Date.....: 07/14/05 **Analysis Date..:** 07/27/05
Prep Batch #...: 5195308
Dilution Factor: 1 **Initial Wgt/Vol:** 1010 mL **Final Wgt/Vol..:** 5 mL
Method.....: SW846 8082

PARAMETER	RESULT	REPORTING LIMIT	UNITS
Aroclor 1016	ND	1.0	ug/L
Aroclor 1221	ND	1.0	ug/L
Aroclor 1232	ND	1.0	ug/L
Aroclor 1242	ND	1.0	ug/L
Aroclor 1248	ND	1.0	ug/L
Aroclor 1254	ND	1.0	ug/L
Aroclor 1260	ND	1.0	ug/L

SURROGATE	PERCENT RECOVERY	RECOVERY LIMITS
Tetrachloro-m-xylene	101	(35 - 130)
Decachlorobiphenyl	56	(10 - 110)

SpecPro Inc

Client Sample ID: FWGLL11MW-007C-0072-GW

GC Semivolatiles

Lot-Sample #...: A5G140104-009 **Work Order #...:** HFFMV1AE **Matrix.....:** WG
Date Sampled...: 07/13/05 13:49 **Date Received..:** 07/14/05
Prep Date.....: 07/14/05 **Analysis Date..:** 07/27/05
Prep Batch #...: 5195308
Dilution Factor: 1 **Initial Wgt/Vol:** 1040 mL **Final Wgt/Vol..:** 5 mL
Method.....: SW846 8082

PARAMETER	RESULT	REPORTING LIMIT	UNITS
Aroclor 1016	ND	1.0	ug/L
Aroclor 1221	ND	1.0	ug/L
Aroclor 1232	ND	1.0	ug/L
Aroclor 1242	ND	1.0	ug/L
Aroclor 1248	ND	1.0	ug/L
Aroclor 1254	ND	1.0	ug/L
Aroclor 1260	ND	1.0	ug/L

SURROGATE	PERCENT RECOVERY	RECOVERY LIMITS
Tetrachloro-m-xylene	83	(35 - 130)
Decachlorobiphenyl	39	(10 - 110)

SpecPro Inc

Client Sample ID: FWGBKGMW-008C-0050-GW

GC Semivolatiles

Lot-Sample #...: A5G140104-011 **Work Order #...:** HFFNA1AE **Matrix.....:** WG
Date Sampled...: 07/13/05 09:44 **Date Received..:** 07/14/05
Prep Date.....: 07/14/05 **Analysis Date..:** 07/27/05
Prep Batch #...: 5195308
Dilution Factor: 1 **Initial Wgt/Vol:** 1050 mL **Final Wgt/Vol..:** 5 mL
Method.....: SW846 8082

PARAMETER	RESULT	REPORTING LIMIT	UNITS
Aroclor 1016	ND	1.0	ug/L
Aroclor 1221	ND	1.0	ug/L
Aroclor 1232	ND	1.0	ug/L
Aroclor 1242	ND	1.0	ug/L
Aroclor 1248	ND	1.0	ug/L
Aroclor 1254	ND	1.0	ug/L
Aroclor 1260	ND	1.0	ug/L

SURROGATE	PERCENT RECOVERY	RECOVERY LIMITS
Tetrachloro-m-xylene	99	(35 - 130)
Decachlorobiphenyl	73	(10 - 110)

SpecPro Inc

Client Sample ID: FWGBKGMW-020C-0059-GW

GC Semivolatiles

Lot-Sample #...: A5G140104-013 **Work Order #...:** HFFNM1AE **Matrix.....:** WG
Date Sampled...: 07/13/05 15:17 **Date Received..:** 07/14/05
Prep Date.....: 07/14/05 **Analysis Date..:** 07/27/05
Prep Batch #...: 5195308
Dilution Factor: 1 **Initial Wgt/Vol:** 1050 mL **Final Wgt/Vol..:** 5 mL
Method.....: SW846 8082

PARAMETER	RESULT	REPORTING LIMIT	UNITS
Aroclor 1016	ND	1.0	ug/L
Aroclor 1221	ND	1.0	ug/L
Aroclor 1232	ND	1.0	ug/L
Aroclor 1242	ND	1.0	ug/L
Aroclor 1248	ND	1.0	ug/L
Aroclor 1254	ND	1.0	ug/L
Aroclor 1260	ND	1.0	ug/L

SURROGATE	PERCENT RECOVERY	RECOVERY LIMITS
Tetrachloro-m-xylene	108	(35 - 130)
Decachlorobiphenyl	54	(10 - 110)

SpecPro Inc

Client Sample ID: FWGBKGMW-021C-0060-GW

GC Semivolatiles

Lot-Sample #...: A5G140104-015 **Work Order #...:** HFFNV1AE **Matrix.....:** WG
Date Sampled...: 07/13/05 13:15 **Date Received..:** 07/14/05
Prep Date.....: 07/14/05 **Analysis Date..:** 07/27/05
Prep Batch #...: 5195308
Dilution Factor: 1 **Initial Wgt/Vol:** 1050 mL **Final Wgt/Vol..:** 5 mL
Method.....: SW846 8082

PARAMETER	RESULT	REPORTING LIMIT	UNITS
Aroclor 1016	ND	1.0	ug/L
Aroclor 1221	ND	1.0	ug/L
Aroclor 1232	ND	1.0	ug/L
Aroclor 1242	ND	1.0	ug/L
Aroclor 1248	ND	1.0	ug/L
Aroclor 1254	ND	1.0	ug/L
Aroclor 1260	ND	1.0	ug/L

SURROGATE	PERCENT RECOVERY	RECOVERY LIMITS
Tetrachloro-m-xylene	104	(35 - 130)
Decachlorobiphenyl	67	(10 - 110)

SpecPro Inc

Client Sample ID: FWGLL4MW-199C-0089-GW

GC Semivolatiles

Lot-Sample #...: A5G140104-017 **Work Order #...:** HFFNX1AE **Matrix.....:** WG
Date Sampled...: 07/13/05 11:20 **Date Received..:** 07/14/05
Prep Date.....: 07/14/05 **Analysis Date..:** 07/27/05
Prep Batch #...: 5195308
Dilution Factor: 1 **Initial Wgt/Vol:** 1030 mL **Final Wgt/Vol..:** 5 mL
Method.....: SW846 8082

PARAMETER	RESULT	REPORTING LIMIT	UNITS
Aroclor 1016	ND	1.0	ug/L
Aroclor 1221	ND	1.0	ug/L
Aroclor 1232	ND	1.0	ug/L
Aroclor 1242	ND	1.0	ug/L
Aroclor 1248	ND	1.0	ug/L
Aroclor 1254	ND	1.0	ug/L
Aroclor 1260	ND	1.0	ug/L

SURROGATE	PERCENT RECOVERY	RECOVERY LIMITS
Tetrachloro-m-xylene	98	(35 - 130)
Decachlorobiphenyl	62	(10 - 110)

SpecPro Inc

Client Sample ID: FWGBKGMW-021C-0088-GW

GC Semivolatiles

Lot-Sample #...: A5G140104-019 **Work Order #...:** HFFN21AE **Matrix.....:** WG
Date Sampled...: 07/13/05 13:15 **Date Received..:** 07/14/05
Prep Date.....: 07/14/05 **Analysis Date..:** 07/27/05
Prep Batch #...: 5195308
Dilution Factor: 1 **Initial Wgt/Vol:** 1050 mL **Final Wgt/Vol..:** 5 mL
Method.....: SW846 8082

PARAMETER	RESULT	REPORTING LIMIT	UNITS
Aroclor 1016	ND	1.0	ug/L
Aroclor 1221	ND	1.0	ug/L
Aroclor 1232	ND	1.0	ug/L
Aroclor 1242	ND	1.0	ug/L
Aroclor 1248	ND	1.0	ug/L
Aroclor 1254	ND	1.0	ug/L
Aroclor 1260	ND	1.0	ug/L

SURROGATE	PERCENT RECOVERY	RECOVERY LIMITS
Tetrachloro-m-xylene	112	(35 - 130)
Decachlorobiphenyl	19	(10 - 110)

SpecPro Inc

Client Sample ID: FWGLL4MW-199C-0070-GW

GC Semivolatiles

Lot-Sample #...: A5G140104-021 **Work Order #...:** HFFN61AE **Matrix.....:** WG
Date Sampled...: 07/13/05 11:20 **Date Received..:** 07/14/05
Prep Date.....: 07/14/05 **Analysis Date..:** 07/27/05
Prep Batch #...: 5195308
Dilution Factor: 1 **Initial Wgt/Vol:** 990 mL **Final Wgt/Vol..:** 5 mL
Method.....: SW846 8082

PARAMETER	RESULT	REPORTING LIMIT	UNITS
Aroclor 1016	ND	1.0	ug/L
Aroclor 1221	ND	1.0	ug/L
Aroclor 1232	ND	1.0	ug/L
Aroclor 1242	ND	1.0	ug/L
Aroclor 1248	ND	1.0	ug/L
Aroclor 1254	ND	1.0	ug/L
Aroclor 1260	ND	1.0	ug/L

SURROGATE	PERCENT RECOVERY	RECOVERY LIMITS
Tetrachloro-m-xylene	94	(35 - 130)
Decachlorobiphenyl	73	(10 - 110)

METHOD BLANK REPORT

GC Semivolatiles

Client Lot #...: A5G140104 **Work Order #...:** HFGMR1AA **Matrix.....:** WATER
MB Lot-Sample #: A5G140000-308

Prep Date.....: 07/14/05 **Final Wgt/Vol..:** 5 mL
Analysis Date..: 07/27/05 **Prep Batch #...:** 5195308
Dilution Factor: 1 **Initial Wgt/Vol:** 1000 mL

PARAMETER	RESULT	REPORTING LIMIT	UNITS	METHOD
Aroclor 1016	ND	1.0	ug/L	SW846 8082
Aroclor 1221	ND	1.0	ug/L	SW846 8082
Aroclor 1232	ND	1.0	ug/L	SW846 8082
Aroclor 1242	ND	1.0	ug/L	SW846 8082
Aroclor 1248	ND	1.0	ug/L	SW846 8082
Aroclor 1254	ND	1.0	ug/L	SW846 8082
Aroclor 1260	ND	1.0	ug/L	SW846 8082

SURROGATE	PERCENT RECOVERY	RECOVERY LIMITS
Tetrachloro-m-xylene	120	(35 - 130)
Decachlorobiphenyl	61	(10 - 110)

NOTE(S):

Calculations are performed before rounding to avoid round-off errors in calculated results.

LABORATORY CONTROL SAMPLE EVALUATION REPORT

GC Semivolatiles

Client Lot #...: A5G140104 **Work Order #...:** HFGMR1AC-LCS **Matrix.....:** WATER
LCS Lot-Sample#: A5G140000-308 HFGMR1AD-LCSD
Prep Date.....: 07/14/05 **Analysis Date..:** 07/27/05
Prep Batch #...: 5195308
Dilution Factor: 2 **Final Wgt/Vol..:** 5 mL
Initial Wgt/Vol: 1000 mL

PARAMETER	PERCENT RECOVERY	RECOVERY LIMITS	RPD	RPD LIMITS	METHOD
Aroclor 1016	**91**	**(50 - 115)**			**SW846 8082**
	90	**(50 - 115)**	**1.6**	**(0-30)**	**SW846 8082**
Aroclor 1260	**89**	**(45 - 112)**			**SW846 8082**
	92	**(45 - 112)**	**2.6**	**(0-30)**	**SW846 8082**

SURROGATE	PERCENT RECOVERY	RECOVERY LIMITS
Tetrachloro-m-xylene	107	(35 - 130)
	105	(35 - 130)
Decachlorobiphenyl	30	(10 - 110)
	43	(10 - 110)

NOTE(S):

Calculations are performed before rounding to avoid round-off errors in calculated results.

Bold print denotes control parameters

LABORATORY CONTROL SAMPLE DATA REPORT

GC Semivolatiles

Client Lot #...: A5G140104 **Work Order #...:** HFGMR1AC-LCS **Matrix.....:** WATER
LCS Lot-Sample#: A5G140000-308 HFGMR1AD-LCSD
Prep Date.....: 07/14/05 **Analysis Date..:** 07/27/05
Prep Batch #...: 5195308
Dilution Factor: 2 **Final Wgt/Vol..:** 5 mL
Initial Wgt/Vol: 1000 mL

PARAMETER	SPIKE AMOUNT	MEASURED AMOUNT	UNITS	PERCENT RECOVERY	RPD	METHOD
Aroclor 1016	**10**	**9.1**	**ug/L**	**91**		**SW846 8082**
	10	**9.0**	**ug/L**	**90**	**1.6**	**SW846 8082**
Aroclor 1260	**10**	**8.9**	**ug/L**	**89**		**SW846 8082**
	10	**9.2**	**ug/L**	**92**	**2.6**	**SW846 8082**

SURROGATE	PERCENT RECOVERY	RECOVERY LIMITS
Tetrachloro-m-xylene	107	(35 - 130)
	105	(35 - 130)
Decachlorobiphenyl	30	(10 - 110)
	43	(10 - 110)

NOTE(S):

Calculations are performed before rounding to avoid round-off errors in calculated results.

Bold print denotes control parameters

METALS DATA

SpecPro Inc

Client Sample ID: FWGLL12MW-186C-0076-GF

TOTAL Metals

Lot-Sample #...: A5G140104-002 **Matrix.....:** WG
Date Sampled...: 07/13/05 15:20 **Date Received..:** 07/14/05

PARAMETER	RESULT	REPORTING LIMIT	UNITS	METHOD	PREPARATION-ANALYSIS DATE	WORK ORDER #
Prep Batch #...: 5202020						
Aluminum	ND	200	ug/L	SW846 6010B	07/21-07/26/05	HFFL31AE
		Dilution Factor: 1		Analysis Time..: 12:17	Analyst ID.....: 002260	
		Instrument ID..: I5				
Arsenic	**8.4 B**	**10.0**	**ug/L**	**SW846 6010B**	**07/21-07/26/05**	**HFFL31AA**
		Dilution Factor: 1		Analysis Time..: 12:17	Analyst ID.....: 002260	
		Instrument ID..: I5				
Lead	ND	10.0	ug/L	SW846 6010B	07/21-07/26/05	HFFL31AC
		Dilution Factor: 1		Analysis Time..: 12:17	Analyst ID.....: 002260	
		Instrument ID..: I5				
Antimony	ND	100	ug/L	SW846 6010B	07/21-07/26/05	HFFL31AF
		Dilution Factor: 1		Analysis Time..: 12:17	Analyst ID.....: 002260	
		Instrument ID..: I5				
Barium	**57.5**	**10.0**	**ug/L**	**SW846 6010B**	**07/21-07/26/05**	**HFFL31AG**
		Dilution Factor: 1		Analysis Time..: 12:17	Analyst ID.....: 002260	
		Instrument ID..: I5				
Selenium	ND	10.0	ug/L	SW846 6010B	07/21-07/26/05	HFFL31AD
		Dilution Factor: 1		Analysis Time..: 12:17	Analyst ID.....: 002260	
		Instrument ID..: I5				
Beryllium	ND	10.0	ug/L	SW846 6010B	07/21-07/26/05	HFFL31AH
		Dilution Factor: 1		Analysis Time..: 12:17	Analyst ID.....: 002260	
		Instrument ID..: I5				
Cadmium	ND	10.0	ug/L	SW846 6010B	07/21-07/26/05	HFFL31AJ
		Dilution Factor: 1		Analysis Time..: 12:17	Analyst ID.....: 002260	
		Instrument ID..: I5				
Calcium	**146000**	**1000**	**ug/L**	**SW846 6010B**	**07/21-07/26/05**	**HFFL31AK**
		Dilution Factor: 1		Analysis Time..: 12:17	Analyst ID.....: 002260	
		Instrument ID..: I5				
Chromium	ND	20.0	ug/L	SW846 6010B	07/21-07/26/05	HFFL31AL
		Dilution Factor: 1		Analysis Time..: 12:17	Analyst ID.....: 002260	
		Instrument ID..: I5				

(Continued on next page)

SpecPro Inc

Client Sample ID: FWGLL12MW-186C-0076-GF

TOTAL Metals

Lot-Sample #...: A5G140104-002 **Matrix.....:** WG

PARAMETER	RESULT	REPORTING LIMIT	UNITS	METHOD	PREPARATION-ANALYSIS DATE	WORK ORDER #
Cobalt	ND	20.0	ug/L	SW846 6010B	07/21-07/26/05	HFFL31AM
		Dilution Factor: 1		Analysis Time..: 12:17	Analyst ID.....: 002260	
		Instrument ID..: I5				
Copper	ND	20.0	ug/L	SW846 6010B	07/21-07/26/05	HFFL31AN
		Dilution Factor: 1		Analysis Time..: 12:17	Analyst ID.....: 002260	
		Instrument ID..: I5				
Iron	**2210 J**	**1000**	**ug/L**	**SW846 6010B**	**07/21-07/26/05**	**HFFL31AP**
		Dilution Factor: 1		Analysis Time..: 12:17	Analyst ID.....: 002260	
		Instrument ID..: I5				
Magnesium	**68400**	**1000**	**ug/L**	**SW846 6010B**	**07/21-07/26/05**	**HFFL31AQ**
		Dilution Factor: 1		Analysis Time..: 12:17	Analyst ID.....: 002260	
		Instrument ID..: I5				
Manganese	**352 J**	**100**	**ug/L**	**SW846 6010B**	**07/21-07/26/05**	**HFFL31AR**
		Dilution Factor: 1		Analysis Time..: 12:17	Analyst ID.....: 002260	
		Instrument ID..: I5				
Nickel	ND	20.0	ug/L	SW846 6010B	07/21-07/26/05	HFFL31AT
		Dilution Factor: 1		Analysis Time..: 12:17	Analyst ID.....: 002260	
		Instrument ID..: I5				
Potassium	**1550 B,J,E**	**5000**	**ug/L**	**SW846 6010B**	**07/21-07/26/05**	**HFFL31AU**
		Dilution Factor: 1		Analysis Time..: 12:17	Analyst ID.....: 002260	
		Instrument ID..: I5				
Silver	ND	20.0	ug/L	SW846 6010B	07/21-07/26/05	HFFL31AV
		Dilution Factor: 1		Analysis Time..: 12:17	Analyst ID.....: 002260	
		Instrument ID..: I5				
Sodium	**16700**	**1000**	**ug/L**	**SW846 6010B**	**07/21-07/26/05**	**HFFL31AW**
		Dilution Factor: 1		Analysis Time..: 12:17	Analyst ID.....: 002260	
		Instrument ID..: I5				
Vanadium	ND	20.0	ug/L	SW846 6010B	07/21-07/26/05	HFFL31AX
		Dilution Factor: 1		Analysis Time..: 12:17	Analyst ID.....: 002260	
		Instrument ID..: I5				

(Continued on next page)

SpecPro Inc

Client Sample ID: FWGLL12MW-186C-0076-GF

TOTAL Metals

Lot-Sample #...: A5G140104-002 **Matrix.....:** WG

PARAMETER	RESULT	REPORTING LIMIT	UNITS	METHOD	PREPARATION-ANALYSIS DATE	WORK ORDER #
Zinc	ND	100	ug/L	SW846 6010B	07/21-07/26/05	HFFL31A0
		Dilution Factor: 1		Analysis Time..: 12:17	Analyst ID.....: 002260	
		Instrument ID..: I5				
Mercury	ND	0.20	ug/L	SW846 7470A	07/21/05	HFFL31A2
		Dilution Factor: 1		Analysis Time..: 14:59	Analyst ID.....: 001086	
		Instrument ID..: H1				
Thallium	ND	1.0	ug/L	SW846 6020	07/21-07/25/05	HFFL31A1
		Dilution Factor: 1		Analysis Time..: 16:43	Analyst ID.....: 001619	
		Instrument ID..: I7				

NOTE(S):

B Estimated result. Result is less than RL.

J Method blank contamination. The associated method blank contains the target analyte at a reportable level.

E Matrix interference.

SpecPro Inc

Client Sample ID: FWGBKGMW-004C-0047-GF

TOTAL Metals

Lot-Sample #...: A5G140104-004 **Matrix.....:** WG
Date Sampled...: 07/13/05 10:50 **Date Received..:** 07/14/05

PARAMETER	RESULT	REPORTING LIMIT	UNITS	METHOD	PREPARATION-ANALYSIS DATE	WORK ORDER #
Prep Batch #...: 5202020						
Aluminum	**644**	**200**	**ug/L**	**SW846 6010B**	**07/21-07/26/05**	**HFFL51AH**
		Dilution Factor: 1		Analysis Time..: 12:36	Analyst ID.....: 002260	
		Instrument ID..: I5				
Arsenic	ND	10.0	ug/L	SW846 6010B	07/21-07/26/05	HFFL51AE
		Dilution Factor: 1		Analysis Time..: 12:36	Analyst ID.....: 002260	
		Instrument ID..: I5				
Lead	ND	10.0	ug/L	SW846 6010B	07/21-07/26/05	HFFL51AF
		Dilution Factor: 1		Analysis Time..: 12:36	Analyst ID.....: 002260	
		Instrument ID..: I5				
Antimony	ND	100	ug/L	SW846 6010B	07/21-07/26/05	HFFL51AJ
		Dilution Factor: 1		Analysis Time..: 12:36	Analyst ID.....: 002260	
		Instrument ID..: I5				
Barium	**23.6**	**10.0**	**ug/L**	**SW846 6010B**	**07/21-07/26/05**	**HFFL51AK**
		Dilution Factor: 1		Analysis Time..: 12:36	Analyst ID.....: 002260	
		Instrument ID..: I5				
Selenium	ND	10.0	ug/L	SW846 6010B	07/21-07/26/05	HFFL51AG
		Dilution Factor: 1		Analysis Time..: 12:36	Analyst ID.....: 002260	
		Instrument ID..: I5				
Beryllium	ND	10.0	ug/L	SW846 6010B	07/21-07/26/05	HFFL51AL
		Dilution Factor: 1		Analysis Time..: 12:36	Analyst ID.....: 002260	
		Instrument ID..: I5				
Cadmium	ND	10.0	ug/L	SW846 6010B	07/21-07/26/05	HFFL51AM
		Dilution Factor: 1		Analysis Time..: 12:36	Analyst ID.....: 002260	
		Instrument ID..: I5				
Calcium	**22600**	**1000**	**ug/L**	**SW846 6010B**	**07/21-07/26/05**	**HFFL51AN**
		Dilution Factor: 1		Analysis Time..: 12:36	Analyst ID.....: 002260	
		Instrument ID..: I5				
Chromium	ND	20.0	ug/L	SW846 6010B	07/21-07/26/05	HFFL51AP
		Dilution Factor: 1		Analysis Time..: 12:36	Analyst ID.....: 002260	
		Instrument ID..: I5				

(Continued on next page)

SpecPro Inc

Client Sample ID: FWGBKGMW-004C-0047-GF

TOTAL Metals

Lot-Sample #...: A5G140104-004 **Matrix.....:** WG

PARAMETER	RESULT	REPORTING LIMIT	UNITS	METHOD	PREPARATION-ANALYSIS DATE	WORK ORDER #
Cobalt	ND	20.0	ug/L	SW846 6010B	07/21-07/26/05	HFFL51AQ
		Dilution Factor: 1		Analysis Time..: 12:36	Analyst ID.....: 002260	
		Instrument ID..: I5				
Copper	ND	20.0	ug/L	SW846 6010B	07/21-07/26/05	HFFL51AR
		Dilution Factor: 1		Analysis Time..: 12:36	Analyst ID.....: 002260	
		Instrument ID..: I5				
Iron	ND	1000	ug/L	SW846 6010B	07/21-07/26/05	HFFL51AT
		Dilution Factor: 1		Analysis Time..: 12:36	Analyst ID.....: 002260	
		Instrument ID..: I5				
Magnesium	**7160**	**1000**	**ug/L**	**SW846 6010B**	**07/21-07/26/05**	**HFFL51AU**
		Dilution Factor: 1		Analysis Time..: 12:36	Analyst ID.....: 002260	
		Instrument ID..: I5				
Manganese	**0.99 B,J**	**100**	**ug/L**	**SW846 6010B**	**07/21-07/26/05**	**HFFL51AV**
		Dilution Factor: 1		Analysis Time..: 12:36	Analyst ID.....: 002260	
		Instrument ID..: I5				
Nickel	ND	20.0	ug/L	SW846 6010B	07/21-07/26/05	HFFL51AW
		Dilution Factor: 1		Analysis Time..: 12:36	Analyst ID.....: 002260	
		Instrument ID..: I5				
Potassium	**739 B,J**	**5000**	**ug/L**	**SW846 6010B**	**07/21-07/26/05**	**HFFL51AX**
		Dilution Factor: 1		Analysis Time..: 12:36	Analyst ID.....: 002260	
		Instrument ID..: I5				
Silver	ND	20.0	ug/L	SW846 6010B	07/21-07/26/05	HFFL51A0
		Dilution Factor: 1		Analysis Time..: 12:36	Analyst ID.....: 002260	
		Instrument ID..: I5				
Sodium	**17200**	**1000**	**ug/L**	**SW846 6010B**	**07/21-07/26/05**	**HFFL51A1**
		Dilution Factor: 1		Analysis Time..: 12:36	Analyst ID.....: 002260	
		Instrument ID..: I5				
Vanadium	ND	20.0	ug/L	SW846 6010B	07/21-07/26/05	HFFL51A2
		Dilution Factor: 1		Analysis Time..: 12:36	Analyst ID.....: 002260	
		Instrument ID..: I5				

(Continued on next page)

SpecPro Inc

Client Sample ID: FWGBKGMW-004C-0047-GF

TOTAL Metals

Lot-Sample #...: A5G140104-004 **Matrix.....:** WG

PARAMETER	RESULT	REPORTING LIMIT	UNITS	METHOD	PREPARATION-ANALYSIS DATE	WORK ORDER #
Zinc	ND	100	ug/L	SW846 6010B	07/21-07/26/05	HFFL51AA
		Dilution Factor: 1		Analysis Time..: 12:36	Analyst ID.....: 002260	
		Instrument ID..: I5				
Mercury	ND	0.20	ug/L	SW846 7470A	07/21/05	HFFL51AD
		Dilution Factor: 1		Analysis Time..: 14:30	Analyst ID.....: 001086	
		Instrument ID..: H1				
Thallium	ND	1.0	ug/L	SW846 6020	07/21-07/25/05	HFFL51AC
		Dilution Factor: 1		Analysis Time..: 16:58	Analyst ID.....: 001619	
		Instrument ID..: I7				

NOTE(S):

B Estimated result. Result is less than RL.

J Method blank contamination. The associated method blank contains the target analyte at a reportable level.

SpecPro Inc

Client Sample ID: FWGLL11MW-002C-0071-GF

TOTAL Metals

Lot-Sample #...: A5G140104-006 **Matrix.....:** WG
Date Sampled...: 07/13/05 09:57 **Date Received..:** 07/14/05

PARAMETER	RESULT	REPORTING LIMIT	UNITS	METHOD	PREPARATION-ANALYSIS DATE	WORK ORDER #
Prep Batch #...: 5202020						
Aluminum	ND	200	ug/L	SW846 6010B	07/21-07/26/05	HFFL81AH
		Dilution Factor: 1		Analysis Time..: 12:56	Analyst ID.....: 002260	
		Instrument ID..: I5				
Arsenic	ND	10.0	ug/L	SW846 6010B	07/21-07/26/05	HFFL81AE
		Dilution Factor: 1		Analysis Time..: 12:56	Analyst ID.....: 002260	
		Instrument ID..: I5				
Lead	ND	10.0	ug/L	SW846 6010B	07/21-07/26/05	HFFL81AF
		Dilution Factor: 1		Analysis Time..: 12:56	Analyst ID.....: 002260	
		Instrument ID..: I5				
Antimony	ND	100	ug/L	SW846 6010B	07/21-07/26/05	HFFL81AJ
		Dilution Factor: 1		Analysis Time..: 12:56	Analyst ID.....: 002260	
		Instrument ID..: I5				
Barium	**30.9**	**10.0**	**ug/L**	**SW846 6010B**	**07/21-07/26/05**	**HFFL81AK**
		Dilution Factor: 1		Analysis Time..: 12:56	Analyst ID.....: 002260	
		Instrument ID..: I5				
Selenium	**2.5 B**	**10.0**	**ug/L**	**SW846 6010B**	**07/21-07/26/05**	**HFFL81AG**
		Dilution Factor: 1		Analysis Time..: 12:56	Analyst ID.....: 002260	
		Instrument ID..: I5				
Beryllium	ND	10.0	ug/L	SW846 6010B	07/21-07/26/05	HFFL81AL
		Dilution Factor: 1		Analysis Time..: 12:56	Analyst ID.....: 002260	
		Instrument ID..: I5				
Cadmium	ND	10.0	ug/L	SW846 6010B	07/21-07/26/05	HFFL81AM
		Dilution Factor: 1		Analysis Time..: 12:56	Analyst ID.....: 002260	
		Instrument ID..: I5				
Calcium	**92700**	**1000**	**ug/L**	**SW846 6010B**	**07/21-07/26/05**	**HFFL81AN**
		Dilution Factor: 1		Analysis Time..: 12:56	Analyst ID.....: 002260	
		Instrument ID..: I5				
Chromium	ND	20.0	ug/L	SW846 6010B	07/21-07/26/05	HFFL81AP
		Dilution Factor: 1		Analysis Time..: 12:56	Analyst ID.....: 002260	
		Instrument ID..: I5				

(Continued on next page)

SpecPro Inc

Client Sample ID: FWGLL11MW-002C-0071-GF

TOTAL Metals

Lot-Sample #...: A5G140104-006 **Matrix.....:** WG

PARAMETER	RESULT	REPORTING LIMIT	UNITS	METHOD	PREPARATION-ANALYSIS DATE	WORK ORDER #
Cobalt	ND	20.0	ug/L	SW846 6010B	07/21-07/26/05	HFFL81AQ
		Dilution Factor: 1		Analysis Time..: 12:56	Analyst ID.....: 002260	
		Instrument ID..: I5				
Copper	ND	20.0	ug/L	SW846 6010B	07/21-07/26/05	HFFL81AR
		Dilution Factor: 1		Analysis Time..: 12:56	Analyst ID.....: 002260	
		Instrument ID..: I5				
Iron	ND	1000	ug/L	SW846 6010B	07/21-07/26/05	HFFL81AT
		Dilution Factor: 1		Analysis Time..: 12:56	Analyst ID.....: 002260	
		Instrument ID..: I5				
Magnesium	**30100**	**1000**	**ug/L**	**SW846 6010B**	**07/21-07/26/05**	**HFFL81AU**
		Dilution Factor: 1		Analysis Time..: 12:56	Analyst ID.....: 002260	
		Instrument ID..: I5				
Manganese	**394 J**	**100**	**ug/L**	**SW846 6010B**	**07/21-07/26/05**	**HFFL81AV**
		Dilution Factor: 1		Analysis Time..: 12:56	Analyst ID.....: 002260	
		Instrument ID..: I5				
Nickel	ND	20.0	ug/L	SW846 6010B	07/21-07/26/05	HFFL81AW
		Dilution Factor: 1		Analysis Time..: 12:56	Analyst ID.....: 002260	
		Instrument ID..: I5				
Potassium	**2060 B,J**	**5000**	**ug/L**	**SW846 6010B**	**07/21-07/26/05**	**HFFL81AX**
		Dilution Factor: 1		Analysis Time..: 12:56	Analyst ID.....: 002260	
		Instrument ID..: I5				
Silver	ND	20.0	ug/L	SW846 6010B	07/21-07/26/05	HFFL81A0
		Dilution Factor: 1		Analysis Time..: 12:56	Analyst ID.....: 002260	
		Instrument ID..: I5				
Sodium	**12300**	**1000**	**ug/L**	**SW846 6010B**	**07/21-07/26/05**	**HFFL81A1**
		Dilution Factor: 1		Analysis Time..: 12:56	Analyst ID.....: 002260	
		Instrument ID..: I5				
Vanadium	ND	20.0	ug/L	SW846 6010B	07/21-07/26/05	HFFL81A2
		Dilution Factor: 1		Analysis Time..: 12:56	Analyst ID.....: 002260	
		Instrument ID..: I5				

(Continued on next page)

SpecPro Inc

Client Sample ID: FWGLL11MW-002C-0071-GF

TOTAL Metals

Lot-Sample #...: A5G140104-006 **Matrix.....:** WG

PARAMETER	RESULT	REPORTING LIMIT	UNITS	METHOD	PREPARATION-ANALYSIS DATE	WORK ORDER #
Zinc	**8.4 B,J**	**100**	**ug/L**	**SW846 6010B**	**07/21-07/26/05**	**HFFL81AA**
		Dilution Factor: 1		Analysis Time..: 12:56	Analyst ID.....: 002260	
		Instrument ID..: I5				
Mercury	ND	0.20	ug/L	SW846 7470A	07/21/05	HFFL81AD
		Dilution Factor: 1		Analysis Time..: 14:31	Analyst ID.....: 001086	
		Instrument ID..: H1				
Thallium	ND	1.0	ug/L	SW846 6020	07/21-07/25/05	HFFL81AC
		Dilution Factor: 1		Analysis Time..: 17:02	Analyst ID.....: 001619	
		Instrument ID..: I7				

NOTE(S):

B Estimated result. Result is less than RL.

J Method blank contamination. The associated method blank contains the target analyte at a reportable level.

SpecPro Inc

Client Sample ID: FWGLL4MW-198C-0069-GF

TOTAL Metals

Lot-Sample #...: A5G140104-008 **Matrix.....:** WG
Date Sampled...: 07/13/05 10:25 **Date Received..:** 07/14/05

PARAMETER	RESULT	REPORTING LIMIT	UNITS	METHOD	PREPARATION-ANALYSIS DATE	WORK ORDER #
Prep Batch #...: 5202020						
Aluminum	ND	200	ug/L	SW846 6010B	07/21-07/26/05	HFFMP1AH
		Dilution Factor: 1		Analysis Time..: 13:00	Analyst ID.....: 002260	
		Instrument ID..: I5				
Arsenic	ND	10.0	ug/L	SW846 6010B	07/21-07/26/05	HFFMP1AE
		Dilution Factor: 1		Analysis Time..: 13:00	Analyst ID.....: 002260	
		Instrument ID..: I5				
Lead	ND	10.0	ug/L	SW846 6010B	07/21-07/26/05	HFFMP1AF
		Dilution Factor: 1		Analysis Time..: 13:00	Analyst ID.....: 002260	
		Instrument ID..: I5				
Antimony	ND	100	ug/L	SW846 6010B	07/21-07/26/05	HFFMP1AJ
		Dilution Factor: 1		Analysis Time..: 13:00	Analyst ID.....: 002260	
		Instrument ID..: I5				
Barium	**9.4 B**	**10.0**	**ug/L**	**SW846 6010B**	**07/21-07/26/05**	**HFFMP1AK**
		Dilution Factor: 1		Analysis Time..: 13:00	Analyst ID.....: 002260	
		Instrument ID..: I5				
Selenium	ND	10.0	ug/L	SW846 6010B	07/21-07/26/05	HFFMP1AG
		Dilution Factor: 1		Analysis Time..: 13:00	Analyst ID.....: 002260	
		Instrument ID..: I5				
Beryllium	ND	10.0	ug/L	SW846 6010B	07/21-07/26/05	HFFMP1AL
		Dilution Factor: 1		Analysis Time..: 13:00	Analyst ID.....: 002260	
		Instrument ID..: I5				
Cadmium	ND	10.0	ug/L	SW846 6010B	07/21-07/26/05	HFFMP1AM
		Dilution Factor: 1		Analysis Time..: 13:00	Analyst ID.....: 002260	
		Instrument ID..: I5				
Calcium	**26200**	**1000**	**ug/L**	**SW846 6010B**	**07/21-07/26/05**	**HFFMP1AN**
		Dilution Factor: 1		Analysis Time..: 13:00	Analyst ID.....: 002260	
		Instrument ID..: I5				
Chromium	ND	20.0	ug/L	SW846 6010B	07/21-07/26/05	HFFMP1AP
		Dilution Factor: 1		Analysis Time..: 13:00	Analyst ID.....: 002260	
		Instrument ID..: I5				

(Continued on next page)

SpecPro Inc

Client Sample ID: FWGLL4MW-198C-0069-GF

TOTAL Metals

Lot-Sample #...: A5G140104-008 **Matrix.....:** WG

PARAMETER	RESULT	REPORTING LIMIT	UNITS	METHOD	PREPARATION-ANALYSIS DATE	WORK ORDER #
Cobalt	ND	20.0	ug/L	SW846 6010B	07/21-07/26/05	HFFMP1AQ
		Dilution Factor: 1		Analysis Time..: 13:00	Analyst ID.....: 002260	
		Instrument ID..: I5				
Copper	ND	20.0	ug/L	SW846 6010B	07/21-07/26/05	HFFMP1AR
		Dilution Factor: 1		Analysis Time..: 13:00	Analyst ID.....: 002260	
		Instrument ID..: I5				
Iron	**2770 J**	**1000**	**ug/L**	**SW846 6010B**	**07/21-07/26/05**	**HFFMP1AT**
		Dilution Factor: 1		Analysis Time..: 13:00	Analyst ID.....: 002260	
		Instrument ID..: I5				
Magnesium	**11500**	**1000**	**ug/L**	**SW846 6010B**	**07/21-07/26/05**	**HFFMP1AU**
		Dilution Factor: 1		Analysis Time..: 13:00	Analyst ID.....: 002260	
		Instrument ID..: I5				
Manganese	**828 J**	**100**	**ug/L**	**SW846 6010B**	**07/21-07/26/05**	**HFFMP1AV**
		Dilution Factor: 1		Analysis Time..: 13:00	Analyst ID.....: 002260	
		Instrument ID..: I5				
Nickel	**24.4**	**20.0**	**ug/L**	**SW846 6010B**	**07/21-07/26/05**	**HFFMP1AW**
		Dilution Factor: 1		Analysis Time..: 13:00	Analyst ID.....: 002260	
		Instrument ID..: I5				
Potassium	**1070 B,J**	**5000**	**ug/L**	**SW846 6010B**	**07/21-07/26/05**	**HFFMP1AX**
		Dilution Factor: 1		Analysis Time..: 13:00	Analyst ID.....: 002260	
		Instrument ID..: I5				
Silver	ND	20.0	ug/L	SW846 6010B	07/21-07/26/05	HFFMP1A0
		Dilution Factor: 1		Analysis Time..: 13:00	Analyst ID.....: 002260	
		Instrument ID..: I5				
Sodium	**9880**	**1000**	**ug/L**	**SW846 6010B**	**07/21-07/26/05**	**HFFMP1A1**
		Dilution Factor: 1		Analysis Time..: 13:00	Analyst ID.....: 002260	
		Instrument ID..: I5				
Vanadium	ND	20.0	ug/L	SW846 6010B	07/21-07/26/05	HFFMP1A2
		Dilution Factor: 1		Analysis Time..: 13:00	Analyst ID.....: 002260	
		Instrument ID..: I5				

(Continued on next page)

SpecPro Inc

Client Sample ID: FWGLL4MW-198C-0069-GF

TOTAL Metals

Lot-Sample #...: A5G140104-008 **Matrix.....:** WG

PARAMETER	RESULT	REPORTING LIMIT	UNITS	METHOD	PREPARATION-ANALYSIS DATE	WORK ORDER #
Zinc	**87.0 B,J**	**100**	**ug/L**	**SW846 6010B**	**07/21-07/26/05**	**HFFMP1AA**
		Dilution Factor: 1		Analysis Time..: 13:00	Analyst ID.....: 002260	
		Instrument ID..: I5				
Mercury	ND	0.20	ug/L	SW846 7470A	07/21/05	HFFMP1AD
		Dilution Factor: 1		Analysis Time..: 14:33	Analyst ID.....: 001086	
		Instrument ID..: H1				
Thallium	ND	1.0	ug/L	SW846 6020	07/21-07/25/05	HFFMP1AC
		Dilution Factor: 1		Analysis Time..: 17:05	Analyst ID.....: 001619	
		Instrument ID..: I7				

NOTE(S):

B Estimated result. Result is less than RL.

J Method blank contamination. The associated method blank contains the target analyte at a reportable level.

SpecPro Inc

Client Sample ID: FWGLL11MW-007C-0072-GF

TOTAL Metals

Lot-Sample #...: A5G140104-010 **Matrix.....:** WG
Date Sampled...: 07/13/05 13:49 **Date Received..:** 07/14/05

PARAMETER	RESULT	REPORTING LIMIT	UNITS	METHOD	PREPARATION-ANALYSIS DATE	WORK ORDER #
Prep Batch #...: 5202020						
Aluminum	ND	200	ug/L	SW846 6010B	07/21-07/26/05	HFFM71AH
		Dilution Factor: 1		Analysis Time..: 13:05	Analyst ID.....: 002260	
		Instrument ID..: I5				
Arsenic	**18.1**	**10.0**	**ug/L**	**SW846 6010B**	**07/21-07/26/05**	**HFFM71AE**
		Dilution Factor: 1		Analysis Time..: 13:05	Analyst ID.....: 002260	
		Instrument ID..: I5				
Lead	ND	10.0	ug/L	SW846 6010B	07/21-07/26/05	HFFM71AF
		Dilution Factor: 1		Analysis Time..: 13:05	Analyst ID.....: 002260	
		Instrument ID..: I5				
Antimony	ND	100	ug/L	SW846 6010B	07/21-07/26/05	HFFM71AJ
		Dilution Factor: 1		Analysis Time..: 13:05	Analyst ID.....: 002260	
		Instrument ID..: I5				
Barium	**86.8**	**10.0**	**ug/L**	**SW846 6010B**	**07/21-07/26/05**	**HFFM71AK**
		Dilution Factor: 1		Analysis Time..: 13:05	Analyst ID.....: 002260	
		Instrument ID..: I5				
Selenium	ND	10.0	ug/L	SW846 6010B	07/21-07/26/05	HFFM71AG
		Dilution Factor: 1		Analysis Time..: 13:05	Analyst ID.....: 002260	
		Instrument ID..: I5				
Beryllium	ND	10.0	ug/L	SW846 6010B	07/21-07/26/05	HFFM71AL
		Dilution Factor: 1		Analysis Time..: 13:05	Analyst ID.....: 002260	
		Instrument ID..: I5				
Cadmium	ND	10.0	ug/L	SW846 6010B	07/21-07/26/05	HFFM71AM
		Dilution Factor: 1		Analysis Time..: 13:05	Analyst ID.....: 002260	
		Instrument ID..: I5				
Calcium	**92200**	**1000**	**ug/L**	**SW846 6010B**	**07/21-07/26/05**	**HFFM71AN**
		Dilution Factor: 1		Analysis Time..: 13:05	Analyst ID.....: 002260	
		Instrument ID..: I5				
Chromium	ND	20.0	ug/L	SW846 6010B	07/21-07/26/05	HFFM71AP
		Dilution Factor: 1		Analysis Time..: 13:05	Analyst ID.....: 002260	
		Instrument ID..: I5				

(Continued on next page)

SpecPro Inc

Client Sample ID: FWGLL11MW-007C-0072-GF

TOTAL Metals

Lot-Sample #...: A5G140104-010 **Matrix.....:** WG

PARAMETER	RESULT	REPORTING LIMIT	UNITS	METHOD	PREPARATION-ANALYSIS DATE	WORK ORDER #
Cobalt	ND	20.0	ug/L	SW846 6010B	07/21-07/26/05	HFFM71AQ
		Dilution Factor: 1		Analysis Time..: 13:05	Analyst ID.....: 002260	
		Instrument ID..: I5				
Copper	ND	20.0	ug/L	SW846 6010B	07/21-07/26/05	HFFM71AR
		Dilution Factor: 1		Analysis Time..: 13:05	Analyst ID.....: 002260	
		Instrument ID..: I5				
Iron	**995 B,J**	**1000**	**ug/L**	**SW846 6010B**	**07/21-07/26/05**	**HFFM71AT**
		Dilution Factor: 1		Analysis Time..: 13:05	Analyst ID.....: 002260	
		Instrument ID..: I5				
Magnesium	**32300**	**1000**	**ug/L**	**SW846 6010B**	**07/21-07/26/05**	**HFFM71AU**
		Dilution Factor: 1		Analysis Time..: 13:05	Analyst ID.....: 002260	
		Instrument ID..: I5				
Manganese	**196 J**	**100**	**ug/L**	**SW846 6010B**	**07/21-07/26/05**	**HFFM71AV**
		Dilution Factor: 1		Analysis Time..: 13:05	Analyst ID.....: 002260	
		Instrument ID..: I5				
Nickel	ND	20.0	ug/L	SW846 6010B	07/21-07/26/05	HFFM71AW
		Dilution Factor: 1		Analysis Time..: 13:05	Analyst ID.....: 002260	
		Instrument ID..: I5				
Potassium	**1390 B,J**	**5000**	**ug/L**	**SW846 6010B**	**07/21-07/26/05**	**HFFM71AX**
		Dilution Factor: 1		Analysis Time..: 13:05	Analyst ID.....: 002260	
		Instrument ID..: I5				
Silver	ND	20.0	ug/L	SW846 6010B	07/21-07/26/05	HFFM71A0
		Dilution Factor: 1		Analysis Time..: 13:05	Analyst ID.....: 002260	
		Instrument ID..: I5				
Sodium	**14700**	**1000**	**ug/L**	**SW846 6010B**	**07/21-07/26/05**	**HFFM71A1**
		Dilution Factor: 1		Analysis Time..: 13:05	Analyst ID.....: 002260	
		Instrument ID..: I5				
Vanadium	ND	20.0	ug/L	SW846 6010B	07/21-07/26/05	HFFM71A2
		Dilution Factor: 1		Analysis Time..: 13:05	Analyst ID.....: 002260	
		Instrument ID..: I5				

(Continued on next page)

SpecPro Inc

Client Sample ID: FWGLL11MW-007C-0072-GF

TOTAL Metals

Lot-Sample #...: A5G140104-010 **Matrix.....:** WG

PARAMETER	RESULT	REPORTING LIMIT	UNITS	METHOD	PREPARATION-ANALYSIS DATE	WORK ORDER #
Zinc	**6.8 B,J**	**100**	**ug/L**	**SW846 6010B**	**07/21-07/26/05**	**HFFM71AA**
		Dilution Factor: 1		Analysis Time..: 13:05	Analyst ID.....: 002260	
		Instrument ID..: I5				
Mercury	ND	0.20	ug/L	SW846 7470A	07/21/05	HFFM71AD
		Dilution Factor: 1		Analysis Time..: 14:32	Analyst ID.....: 001086	
		Instrument ID..: H1				
Thallium	ND	1.0	ug/L	SW846 6020	07/21-07/25/05	HFFM71AC
		Dilution Factor: 1		Analysis Time..: 17:10	Analyst ID.....: 001619	
		Instrument ID..: I7				

NOTE(S):

B Estimated result. Result is less than RL.

J Method blank contamination. The associated method blank contains the target analyte at a reportable level.

SpecPro Inc

Client Sample ID: FWGBKGMW-008C-0050-GF

TOTAL Metals

Lot-Sample #...: A5G140104-012 **Matrix.....:** WG
Date Sampled...: 07/13/05 09:44 **Date Received..:** 07/14/05

PARAMETER	RESULT	REPORTING LIMIT	UNITS	METHOD	PREPARATION-ANALYSIS DATE	WORK ORDER #
Prep Batch #...: 5202020						
Aluminum	ND	200	ug/L	SW846 6010B	07/21-07/26/05	HFFNJ1AH
		Dilution Factor: 1		Analysis Time..: 13:10	Analyst ID.....: 002260	
		Instrument ID..: I5				
Arsenic	ND	10.0	ug/L	SW846 6010B	07/21-07/26/05	HFFNJ1AE
		Dilution Factor: 1		Analysis Time..: 13:10	Analyst ID.....: 002260	
		Instrument ID..: I5				
Lead	ND	10.0	ug/L	SW846 6010B	07/21-07/26/05	HFFNJ1AF
		Dilution Factor: 1		Analysis Time..: 13:10	Analyst ID.....: 002260	
		Instrument ID..: I5				
Antimony	ND	100	ug/L	SW846 6010B	07/21-07/26/05	HFFNJ1AJ
		Dilution Factor: 1		Analysis Time..: 13:10	Analyst ID.....: 002260	
		Instrument ID..: I5				
Barium	**5.5 B**	**10.0**	**ug/L**	**SW846 6010B**	**07/21-07/26/05**	**HFFNJ1AK**
		Dilution Factor: 1		Analysis Time..: 13:10	Analyst ID.....: 002260	
		Instrument ID..: I5				
Selenium	ND	10.0	ug/L	SW846 6010B	07/21-07/26/05	HFFNJ1AG
		Dilution Factor: 1		Analysis Time..: 13:10	Analyst ID.....: 002260	
		Instrument ID..: I5				
Beryllium	ND	10.0	ug/L	SW846 6010B	07/21-07/26/05	HFFNJ1AL
		Dilution Factor: 1		Analysis Time..: 13:10	Analyst ID.....: 002260	
		Instrument ID..: I5				
Cadmium	ND	10.0	ug/L	SW846 6010B	07/21-07/26/05	HFFNJ1AM
		Dilution Factor: 1		Analysis Time..: 13:10	Analyst ID.....: 002260	
		Instrument ID..: I5				
Calcium	**30200**	**1000**	**ug/L**	**SW846 6010B**	**07/21-07/26/05**	**HFFNJ1AN**
		Dilution Factor: 1		Analysis Time..: 13:10	Analyst ID.....: 002260	
		Instrument ID..: I5				
Chromium	ND	20.0	ug/L	SW846 6010B	07/21-07/26/05	HFFNJ1AP
		Dilution Factor: 1		Analysis Time..: 13:10	Analyst ID.....: 002260	
		Instrument ID..: I5				

(Continued on next page)

SpecPro Inc

Client Sample ID: FWGBKGMW-008C-0050-GF

TOTAL Metals

Lot-Sample #...: A5G140104-012 **Matrix.....:** WG

PARAMETER	RESULT	REPORTING LIMIT	UNITS	METHOD	PREPARATION-ANALYSIS DATE	WORK ORDER #
Cobalt	ND	20.0	ug/L	SW846 6010B	07/21-07/26/05	HFFNJ1AQ
		Dilution Factor: 1		Analysis Time..: 13:10	Analyst ID.....: 002260	
		Instrument ID..: I5				
Copper	ND	20.0	ug/L	SW846 6010B	07/21-07/26/05	HFFNJ1AR
		Dilution Factor: 1		Analysis Time..: 13:10	Analyst ID.....: 002260	
		Instrument ID..: I5				
Iron	ND	1000	ug/L	SW846 6010B	07/21-07/26/05	HFFNJ1AT
		Dilution Factor: 1		Analysis Time..: 13:10	Analyst ID.....: 002260	
		Instrument ID..: I5				
Magnesium	**11600**	**1000**	**ug/L**	**SW846 6010B**	**07/21-07/26/05**	**HFFNJ1AU**
		Dilution Factor: 1		Analysis Time..: 13:10	Analyst ID.....: 002260	
		Instrument ID..: I5				
Manganese	ND	100	ug/L	SW846 6010B	07/21-07/26/05	HFFNJ1AV
		Dilution Factor: 1		Analysis Time..: 13:10	Analyst ID.....: 002260	
		Instrument ID..: I5				
Nickel	ND	20.0	ug/L	SW846 6010B	07/21-07/26/05	HFFNJ1AW
		Dilution Factor: 1		Analysis Time..: 13:10	Analyst ID.....: 002260	
		Instrument ID..: I5				
Potassium	**499 B,J**	**5000**	**ug/L**	**SW846 6010B**	**07/21-07/26/05**	**HFFNJ1AX**
		Dilution Factor: 1		Analysis Time..: 13:10	Analyst ID.....: 002260	
		Instrument ID..: I5				
Silver	ND	20.0	ug/L	SW846 6010B	07/21-07/26/05	HFFNJ1A0
		Dilution Factor: 1		Analysis Time..: 13:10	Analyst ID.....: 002260	
		Instrument ID..: I5				
Sodium	**9810**	**1000**	**ug/L**	**SW846 6010B**	**07/21-07/26/05**	**HFFNJ1A1**
		Dilution Factor: 1		Analysis Time..: 13:10	Analyst ID.....: 002260	
		Instrument ID..: I5				
Vanadium	ND	20.0	ug/L	SW846 6010B	07/21-07/26/05	HFFNJ1A2
		Dilution Factor: 1		Analysis Time..: 13:10	Analyst ID.....: 002260	
		Instrument ID..: I5				

(Continued on next page)

SpecPro Inc

Client Sample ID: FWGBKGMW-008C-0050-GF

TOTAL Metals

Lot-Sample #...: A5G140104-012 **Matrix.....:** WG

PARAMETER	RESULT	REPORTING LIMIT	UNITS	METHOD	PREPARATION-ANALYSIS DATE	WORK ORDER #
Zinc	ND	100	ug/L	SW846 6010B	07/21-07/26/05	HFFNJ1AA
		Dilution Factor: 1		Analysis Time..: 13:10	Analyst ID.....: 002260	
		Instrument ID..: I5				
Mercury	ND	0.20	ug/L	SW846 7470A	07/21/05	HFFNJ1AD
		Dilution Factor: 1		Analysis Time..: 14:40	Analyst ID.....: 001086	
		Instrument ID..: H1				
Thallium	ND	1.0	ug/L	SW846 6020	07/21-07/25/05	HFFNJ1AC
		Dilution Factor: 1		Analysis Time..: 17:14	Analyst ID.....: 001619	
		Instrument ID..: I7				

NOTE(S):

B Estimated result. Result is less than RL.

J Method blank contamination. The associated method blank contains the target analyte at a reportable level.

SpecPro Inc

Client Sample ID: FWGBKGMW-020C-0059-GF

TOTAL Metals

Lot-Sample #...: A5G140104-014 **Matrix.....:** WG
Date Sampled...: 07/13/05 15:17 **Date Received..:** 07/14/05

PARAMETER	RESULT	REPORTING LIMIT	UNITS	METHOD	PREPARATION-ANALYSIS DATE	WORK ORDER #
Prep Batch #...: 5202020						
Aluminum	**156 B**	**200**	**ug/L**	**SW846 6010B**	**07/21-07/26/05**	**HFFNR1AH**
		Dilution Factor: 1		Analysis Time..: 13:15	Analyst ID.....: 002260	
		Instrument ID..: I5				
Arsenic	ND	10.0	ug/L	SW846 6010B	07/21-07/26/05	HFFNR1AE
		Dilution Factor: 1		Analysis Time..: 13:15	Analyst ID.....: 002260	
		Instrument ID..: I5				
Lead	ND	10.0	ug/L	SW846 6010B	07/21-07/26/05	HFFNR1AF
		Dilution Factor: 1		Analysis Time..: 13:15	Analyst ID.....: 002260	
		Instrument ID..: I5				
Antimony	ND	100	ug/L	SW846 6010B	07/21-07/26/05	HFFNR1AJ
		Dilution Factor: 1		Analysis Time..: 13:15	Analyst ID.....: 002260	
		Instrument ID..: I5				
Barium	**141**	**10.0**	**ug/L**	**SW846 6010B**	**07/21-07/26/05**	**HFFNR1AK**
		Dilution Factor: 1		Analysis Time..: 13:15	Analyst ID.....: 002260	
		Instrument ID..: I5				
Selenium	ND	10.0	ug/L	SW846 6010B	07/21-07/26/05	HFFNR1AG
		Dilution Factor: 1		Analysis Time..: 13:15	Analyst ID.....: 002260	
		Instrument ID..: I5				
Beryllium	ND	10.0	ug/L	SW846 6010B	07/21-07/26/05	HFFNR1AL
		Dilution Factor: 1		Analysis Time..: 13:15	Analyst ID.....: 002260	
		Instrument ID..: I5				
Cadmium	ND	10.0	ug/L	SW846 6010B	07/21-07/26/05	HFFNR1AM
		Dilution Factor: 1		Analysis Time..: 13:15	Analyst ID.....: 002260	
		Instrument ID..: I5				
Calcium	**49900**	**1000**	**ug/L**	**SW846 6010B**	**07/21-07/26/05**	**HFFNR1AN**
		Dilution Factor: 1		Analysis Time..: 13:15	Analyst ID.....: 002260	
		Instrument ID..: I5				
Chromium	ND	20.0	ug/L	SW846 6010B	07/21-07/26/05	HFFNR1AP
		Dilution Factor: 1		Analysis Time..: 13:15	Analyst ID.....: 002260	
		Instrument ID..: I5				

(Continued on next page)

SpecPro Inc

Client Sample ID: FWGBKGMW-020C-0059-GF

TOTAL Metals

Lot-Sample #...: A5G140104-014 **Matrix.....:** WG

PARAMETER	RESULT	REPORTING LIMIT	UNITS	METHOD	PREPARATION-ANALYSIS DATE	WORK ORDER #
Cobalt	ND	20.0	ug/L	SW846 6010B	07/21-07/26/05	HFFNR1AQ
		Dilution Factor: 1		Analysis Time..: 13:15	Analyst ID.....: 002260	
		Instrument ID..: I5				
Copper	ND	20.0	ug/L	SW846 6010B	07/21-07/26/05	HFFNR1AR
		Dilution Factor: 1		Analysis Time..: 13:15	Analyst ID.....: 002260	
		Instrument ID..: I5				
Iron	**2550 J**	**1000**	**ug/L**	**SW846 6010B**	**07/21-07/26/05**	**HFFNR1AT**
		Dilution Factor: 1		Analysis Time..: 13:15	Analyst ID.....: 002260	
		Instrument ID..: I5				
Magnesium	**15100**	**1000**	**ug/L**	**SW846 6010B**	**07/21-07/26/05**	**HFFNR1AU**
		Dilution Factor: 1		Analysis Time..: 13:15	Analyst ID.....: 002260	
		Instrument ID..: I5				
Manganese	**693 J**	**100**	**ug/L**	**SW846 6010B**	**07/21-07/26/05**	**HFFNR1AV**
		Dilution Factor: 1		Analysis Time..: 13:15	Analyst ID.....: 002260	
		Instrument ID..: I5				
Nickel	ND	20.0	ug/L	SW846 6010B	07/21-07/26/05	HFFNR1AW
		Dilution Factor: 1		Analysis Time..: 13:15	Analyst ID.....: 002260	
		Instrument ID..: I5				
Potassium	**2390 B,J**	**5000**	**ug/L**	**SW846 6010B**	**07/21-07/26/05**	**HFFNR1AX**
		Dilution Factor: 1		Analysis Time..: 13:15	Analyst ID.....: 002260	
		Instrument ID..: I5				
Silver	ND	20.0	ug/L	SW846 6010B	07/21-07/26/05	HFFNR1A0
		Dilution Factor: 1		Analysis Time..: 13:15	Analyst ID.....: 002260	
		Instrument ID..: I5				
Sodium	**7720**	**1000**	**ug/L**	**SW846 6010B**	**07/21-07/26/05**	**HFFNR1A1**
		Dilution Factor: 1		Analysis Time..: 13:15	Analyst ID.....: 002260	
		Instrument ID..: I5				
Vanadium	ND	20.0	ug/L	SW846 6010B	07/21-07/26/05	HFFNR1A2
		Dilution Factor: 1		Analysis Time..: 13:15	Analyst ID.....: 002260	
		Instrument ID..: I5				

(Continued on next page)

SpecPro Inc

Client Sample ID: FWGBKGMW-020C-0059-GF

TOTAL Metals

Lot-Sample #...: A5G140104-014 **Matrix.....:** WG

PARAMETER	RESULT	REPORTING LIMIT	UNITS	METHOD	PREPARATION-ANALYSIS DATE	WORK ORDER #
Zinc	ND	100	ug/L	SW846 6010B	07/21-07/26/05	HFFNR1AA
		Dilution Factor: 1		Analysis Time..: 13:15	Analyst ID.....: 002260	
		Instrument ID..: I5				
Mercury	ND	0.20	ug/L	SW846 7470A	07/21/05	HFFNR1AD
		Dilution Factor: 1		Analysis Time..: 14:41	Analyst ID.....: 001086	
		Instrument ID..: H1				
Thallium	ND	1.0	ug/L	SW846 6020	07/21-07/25/05	HFFNR1AC
		Dilution Factor: 1		Analysis Time..: 17:28	Analyst ID.....: 001619	
		Instrument ID..: I7				

NOTE(S):

B Estimated result. Result is less than RL.

J Method blank contamination. The associated method blank contains the target analyte at a reportable level.

SpecPro Inc

Client Sample ID: FWGBKGMW-021C-0060-GF

TOTAL Metals

Lot-Sample #...: A5G140104-016 **Matrix.....:** WG
Date Sampled...: 07/13/05 13:15 **Date Received..:** 07/14/05

PARAMETER	RESULT	REPORTING LIMIT	UNITS	METHOD	PREPARATION-ANALYSIS DATE	WORK ORDER #
Prep Batch #...: 5202020						
Aluminum	ND	200	ug/L	SW846 6010B	07/21-07/26/05	HFFNW1AH
		Dilution Factor: 1		Analysis Time..: 13:19	Analyst ID.....: 002260	
		Instrument ID..: I5				
Arsenic	ND	10.0	ug/L	SW846 6010B	07/21-07/26/05	HFFNW1AE
		Dilution Factor: 1		Analysis Time..: 13:19	Analyst ID.....: 002260	
		Instrument ID..: I5				
Lead	ND	10.0	ug/L	SW846 6010B	07/21-07/26/05	HFFNW1AF
		Dilution Factor: 1		Analysis Time..: 13:19	Analyst ID.....: 002260	
		Instrument ID..: I5				
Antimony	ND	100	ug/L	SW846 6010B	07/21-07/26/05	HFFNW1AJ
		Dilution Factor: 1		Analysis Time..: 13:19	Analyst ID.....: 002260	
		Instrument ID..: I5				
Barium	**39.1**	**10.0**	**ug/L**	**SW846 6010B**	**07/21-07/26/05**	**HFFNW1AK**
		Dilution Factor: 1		Analysis Time..: 13:19	Analyst ID.....: 002260	
		Instrument ID..: I5				
Selenium	ND	10.0	ug/L	SW846 6010B	07/21-07/26/05	HFFNW1AG
		Dilution Factor: 1		Analysis Time..: 13:19	Analyst ID.....: 002260	
		Instrument ID..: I5				
Beryllium	ND	10.0	ug/L	SW846 6010B	07/21-07/26/05	HFFNW1AL
		Dilution Factor: 1		Analysis Time..: 13:19	Analyst ID.....: 002260	
		Instrument ID..: I5				
Cadmium	ND	10.0	ug/L	SW846 6010B	07/21-07/26/05	HFFNW1AM
		Dilution Factor: 1		Analysis Time..: 13:19	Analyst ID.....: 002260	
		Instrument ID..: I5				
Calcium	**84900**	**1000**	**ug/L**	**SW846 6010B**	**07/21-07/26/05**	**HFFNW1AN**
		Dilution Factor: 1		Analysis Time..: 13:19	Analyst ID.....: 002260	
		Instrument ID..: I5				
Chromium	ND	20.0	ug/L	SW846 6010B	07/21-07/26/05	HFFNW1AP
		Dilution Factor: 1		Analysis Time..: 13:19	Analyst ID.....: 002260	
		Instrument ID..: I5				

(Continued on next page)

SpecPro Inc

Client Sample ID: FWGBKGMW-021C-0060-GF

TOTAL Metals

Lot-Sample #...: A5G140104-016 **Matrix.....:** WG

PARAMETER	RESULT	REPORTING LIMIT	UNITS	METHOD	PREPARATION-ANALYSIS DATE	WORK ORDER #
Cobalt	ND	20.0	ug/L	SW846 6010B	07/21-07/26/05	HFFNW1AQ
		Dilution Factor: 1		Analysis Time..: 13:19	Analyst ID.....: 002260	
		Instrument ID..: I5				
Copper	ND	20.0	ug/L	SW846 6010B	07/21-07/26/05	HFFNW1AR
		Dilution Factor: 1		Analysis Time..: 13:19	Analyst ID.....: 002260	
		Instrument ID..: I5				
Iron	ND	1000	ug/L	SW846 6010B	07/21-07/26/05	HFFNW1AT
		Dilution Factor: 1		Analysis Time..: 13:19	Analyst ID.....: 002260	
		Instrument ID..: I5				
Magnesium	**46200**	**1000**	**ug/L**	**SW846 6010B**	**07/21-07/26/05**	**HFFNW1AU**
		Dilution Factor: 1		Analysis Time..: 13:19	Analyst ID.....: 002260	
		Instrument ID..: I5				
Manganese	**0.89 B,J**	**100**	**ug/L**	**SW846 6010B**	**07/21-07/26/05**	**HFFNW1AV**
		Dilution Factor: 1		Analysis Time..: 13:19	Analyst ID.....: 002260	
		Instrument ID..: I5				
Nickel	ND	20.0	ug/L	SW846 6010B	07/21-07/26/05	HFFNW1AW
		Dilution Factor: 1		Analysis Time..: 13:19	Analyst ID.....: 002260	
		Instrument ID..: I5				
Potassium	**927 B,J**	**5000**	**ug/L**	**SW846 6010B**	**07/21-07/26/05**	**HFFNW1AX**
		Dilution Factor: 1		Analysis Time..: 13:19	Analyst ID.....: 002260	
		Instrument ID..: I5				
Silver	ND	20.0	ug/L	SW846 6010B	07/21-07/26/05	HFFNW1A0
		Dilution Factor: 1		Analysis Time..: 13:19	Analyst ID.....: 002260	
		Instrument ID..: I5				
Sodium	**12600**	**1000**	**ug/L**	**SW846 6010B**	**07/21-07/26/05**	**HFFNW1A1**
		Dilution Factor: 1		Analysis Time..: 13:19	Analyst ID.....: 002260	
		Instrument ID..: I5				
Vanadium	ND	20.0	ug/L	SW846 6010B	07/21-07/26/05	HFFNW1A2
		Dilution Factor: 1		Analysis Time..: 13:19	Analyst ID.....: 002260	
		Instrument ID..: I5				

(Continued on next page)

SpecPro Inc

Client Sample ID: FWGBKGMW-021C-0060-GF

TOTAL Metals

Lot-Sample #...: A5G140104-016 **Matrix.....:** WG

PARAMETER	RESULT	REPORTING LIMIT	UNITS	METHOD	PREPARATION-ANALYSIS DATE	WORK ORDER #
Zinc	ND	100	ug/L	SW846 6010B	07/21-07/26/05	HFFNW1AA
		Dilution Factor: 1		Analysis Time..: 13:19	Analyst ID.....: 002260	
		Instrument ID..: I5				
Mercury	ND	0.20	ug/L	SW846 7470A	07/21/05	HFFNW1AD
		Dilution Factor: 1		Analysis Time..: 14:43	Analyst ID.....: 001086	
		Instrument ID..: H1				
Thallium	ND	1.0	ug/L	SW846 6020	07/21-07/25/05	HFFNW1AC
		Dilution Factor: 1		Analysis Time..: 17:32	Analyst ID.....: 001619	
		Instrument ID..: I7				

NOTE(S):

B Estimated result. Result is less than RL.

J Method blank contamination. The associated method blank contains the target analyte at a reportable level.

SpecPro Inc

Client Sample ID: FWGLL4MW-199C-0089-GF

TOTAL Metals

Lot-Sample #...: A5G140104-018 **Matrix.....:** WG
Date Sampled...: 07/13/05 11:20 **Date Received..:** 07/14/05

PARAMETER	RESULT	REPORTING LIMIT	UNITS	METHOD	PREPARATION-ANALYSIS DATE	WORK ORDER #
Prep Batch #...: 5202020						
Aluminum	ND	200	ug/L	SW846 6010B	07/21-07/26/05	HFFN01AH
		Dilution Factor: 1		Analysis Time..: 13:24	Analyst ID.....: 002260	
		Instrument ID..: I5				
Arsenic	**10.1**	**10.0**	**ug/L**	**SW846 6010B**	**07/21-07/26/05**	**HFFN01AE**
		Dilution Factor: 1		Analysis Time..: 13:24	Analyst ID.....: 002260	
		Instrument ID..: I5				
Lead	ND	10.0	ug/L	SW846 6010B	07/21-07/26/05	HFFN01AF
		Dilution Factor: 1		Analysis Time..: 13:24	Analyst ID.....: 002260	
		Instrument ID..: I5				
Antimony	ND	100	ug/L	SW846 6010B	07/21-07/26/05	HFFN01AJ
		Dilution Factor: 1		Analysis Time..: 13:24	Analyst ID.....: 002260	
		Instrument ID..: I5				
Barium	**93.5**	**10.0**	**ug/L**	**SW846 6010B**	**07/21-07/26/05**	**HFFN01AK**
		Dilution Factor: 1		Analysis Time..: 13:24	Analyst ID.....: 002260	
		Instrument ID..: I5				
Selenium	ND	10.0	ug/L	SW846 6010B	07/21-07/26/05	HFFN01AG
		Dilution Factor: 1		Analysis Time..: 13:24	Analyst ID.....: 002260	
		Instrument ID..: I5				
Beryllium	ND	10.0	ug/L	SW846 6010B	07/21-07/26/05	HFFN01AL
		Dilution Factor: 1		Analysis Time..: 13:24	Analyst ID.....: 002260	
		Instrument ID..: I5				
Cadmium	ND	10.0	ug/L	SW846 6010B	07/21-07/26/05	HFFN01AM
		Dilution Factor: 1		Analysis Time..: 13:24	Analyst ID.....: 002260	
		Instrument ID..: I5				
Calcium	**76600**	**1000**	**ug/L**	**SW846 6010B**	**07/21-07/26/05**	**HFFN01AN**
		Dilution Factor: 1		Analysis Time..: 13:24	Analyst ID.....: 002260	
		Instrument ID..: I5				
Chromium	ND	20.0	ug/L	SW846 6010B	07/21-07/26/05	HFFN01AP
		Dilution Factor: 1		Analysis Time..: 13:24	Analyst ID.....: 002260	
		Instrument ID..: I5				

(Continued on next page)

SpecPro Inc

Client Sample ID: FWGLL4MW-199C-0089-GF

TOTAL Metals

Lot-Sample #...: A5G140104-018 **Matrix.....:** WG

PARAMETER	RESULT	REPORTING LIMIT	UNITS	METHOD	PREPARATION-ANALYSIS DATE	WORK ORDER #
Cobalt	ND	20.0	ug/L	SW846 6010B	07/21-07/26/05	HFFN01AQ
		Dilution Factor: 1		Analysis Time..: 13:24	Analyst ID.....: 002260	
		Instrument ID..: I5				
Copper	ND	20.0	ug/L	SW846 6010B	07/21-07/26/05	HFFN01AR
		Dilution Factor: 1		Analysis Time..: 13:24	Analyst ID.....: 002260	
		Instrument ID..: I5				
Iron	**496 B,J**	**1000**	**ug/L**	**SW846 6010B**	**07/21-07/26/05**	**HFFN01AT**
		Dilution Factor: 1		Analysis Time..: 13:24	Analyst ID.....: 002260	
		Instrument ID..: I5				
Magnesium	**20400**	**1000**	**ug/L**	**SW846 6010B**	**07/21-07/26/05**	**HFFN01AU**
		Dilution Factor: 1		Analysis Time..: 13:24	Analyst ID.....: 002260	
		Instrument ID..: I5				
Manganese	**327 J**	**100**	**ug/L**	**SW846 6010B**	**07/21-07/26/05**	**HFFN01AV**
		Dilution Factor: 1		Analysis Time..: 13:24	Analyst ID.....: 002260	
		Instrument ID..: I5				
Nickel	ND	20.0	ug/L	SW846 6010B	07/21-07/26/05	HFFN01AW
		Dilution Factor: 1		Analysis Time..: 13:24	Analyst ID.....: 002260	
		Instrument ID..: I5				
Potassium	**1210 B,J**	**5000**	**ug/L**	**SW846 6010B**	**07/21-07/26/05**	**HFFN01AX**
		Dilution Factor: 1		Analysis Time..: 13:24	Analyst ID.....: 002260	
		Instrument ID..: I5				
Silver	ND	20.0	ug/L	SW846 6010B	07/21-07/26/05	HFFN01A0
		Dilution Factor: 1		Analysis Time..: 13:24	Analyst ID.....: 002260	
		Instrument ID..: I5				
Sodium	**9580**	**1000**	**ug/L**	**SW846 6010B**	**07/21-07/26/05**	**HFFN01A1**
		Dilution Factor: 1		Analysis Time..: 13:24	Analyst ID.....: 002260	
		Instrument ID..: I5				
Vanadium	ND	20.0	ug/L	SW846 6010B	07/21-07/26/05	HFFN01A2
		Dilution Factor: 1		Analysis Time..: 13:24	Analyst ID.....: 002260	
		Instrument ID..: I5				

(Continued on next page)

SpecPro Inc

Client Sample ID: FWGLL4MW-199C-0089-GF

TOTAL Metals

Lot-Sample #...: A5G140104-018 **Matrix.....:** WG

PARAMETER	RESULT	REPORTING LIMIT	UNITS	METHOD	PREPARATION-ANALYSIS DATE	WORK ORDER #
Zinc	ND	100	ug/L	SW846 6010B	07/21-07/26/05	HFFN01AA
		Dilution Factor: 1		Analysis Time..: 13:24	Analyst ID.....: 002260	
		Instrument ID..: I5				
Mercury	ND	0.20	ug/L	SW846 7470A	07/21/05	HFFN01AD
		Dilution Factor: 1		Analysis Time..: 14:34	Analyst ID.....: 001086	
		Instrument ID..: H1				
Thallium	ND	1.0	ug/L	SW846 6020	07/21-07/25/05	HFFN01AC
		Dilution Factor: 1		Analysis Time..: 17:35	Analyst ID.....: 001619	
		Instrument ID..: I7				

NOTE(S):

B Estimated result. Result is less than RL.

J Method blank contamination. The associated method blank contains the target analyte at a reportable level.

SpecPro Inc

Client Sample ID: FWGBKGMW-021C-0088-GF

TOTAL Metals

Lot-Sample #...: A5G140104-020 **Matrix.....:** WG
Date Sampled...: 07/13/05 13:15 **Date Received..:** 07/14/05

PARAMETER	RESULT	REPORTING LIMIT	UNITS	METHOD	PREPARATION-ANALYSIS DATE	WORK ORDER #
Prep Batch #...: 5202020						
Aluminum	ND	200	ug/L	SW846 6010B	07/21-07/26/05	HFFN51AH
		Dilution Factor: 1		Analysis Time..: 13:29	Analyst ID.....: 002260	
		Instrument ID..: I5				
Arsenic	ND	10.0	ug/L	SW846 6010B	07/21-07/26/05	HFFN51AE
		Dilution Factor: 1		Analysis Time..: 13:29	Analyst ID.....: 002260	
		Instrument ID..: I5				
Lead	ND	10.0	ug/L	SW846 6010B	07/21-07/26/05	HFFN51AF
		Dilution Factor: 1		Analysis Time..: 13:29	Analyst ID.....: 002260	
		Instrument ID..: I5				
Antimony	ND	100	ug/L	SW846 6010B	07/21-07/26/05	HFFN51AJ
		Dilution Factor: 1		Analysis Time..: 13:29	Analyst ID.....: 002260	
		Instrument ID..: I5				
Barium	**40.5**	**10.0**	**ug/L**	**SW846 6010B**	**07/21-07/26/05**	**HFFN51AK**
		Dilution Factor: 1		Analysis Time..: 13:29	Analyst ID.....: 002260	
		Instrument ID..: I5				
Selenium	ND	10.0	ug/L	SW846 6010B	07/21-07/26/05	HFFN51AG
		Dilution Factor: 1		Analysis Time..: 13:29	Analyst ID.....: 002260	
		Instrument ID..: I5				
Beryllium	ND	10.0	ug/L	SW846 6010B	07/21-07/26/05	HFFN51AL
		Dilution Factor: 1		Analysis Time..: 13:29	Analyst ID.....: 002260	
		Instrument ID..: I5				
Cadmium	ND	10.0	ug/L	SW846 6010B	07/21-07/26/05	HFFN51AM
		Dilution Factor: 1		Analysis Time..: 13:29	Analyst ID.....: 002260	
		Instrument ID..: I5				
Calcium	**86400**	**1000**	**ug/L**	**SW846 6010B**	**07/21-07/26/05**	**HFFN51AN**
		Dilution Factor: 1		Analysis Time..: 13:29	Analyst ID.....: 002260	
		Instrument ID..: I5				
Chromium	ND	20.0	ug/L	SW846 6010B	07/21-07/26/05	HFFN51AP
		Dilution Factor: 1		Analysis Time..: 13:29	Analyst ID.....: 002260	
		Instrument ID..: I5				

(Continued on next page)

SpecPro Inc

Client Sample ID: FWGBKGMW-021C-0088-GF

TOTAL Metals

Lot-Sample #...: A5G140104-020 **Matrix.....:** WG

PARAMETER	RESULT	REPORTING LIMIT	UNITS	METHOD	PREPARATION-ANALYSIS DATE	WORK ORDER #
Cobalt	ND	20.0	ug/L	SW846 6010B	07/21-07/26/05	HFFN51AQ
		Dilution Factor: 1		Analysis Time..: 13:29	Analyst ID.....: 002260	
		Instrument ID..: I5				
Copper	ND	20.0	ug/L	SW846 6010B	07/21-07/26/05	HFFN51AR
		Dilution Factor: 1		Analysis Time..: 13:29	Analyst ID.....: 002260	
		Instrument ID..: I5				
Iron	ND	1000	ug/L	SW846 6010B	07/21-07/26/05	HFFN51AT
		Dilution Factor: 1		Analysis Time..: 13:29	Analyst ID.....: 002260	
		Instrument ID..: I5				
Magnesium	**47200**	**1000**	**ug/L**	**SW846 6010B**	**07/21-07/26/05**	**HFFN51AU**
		Dilution Factor: 1		Analysis Time..: 13:29	Analyst ID.....: 002260	
		Instrument ID..: I5				
Manganese	ND	100	ug/L	SW846 6010B	07/21-07/26/05	HFFN51AV
		Dilution Factor: 1		Analysis Time..: 13:29	Analyst ID.....: 002260	
		Instrument ID..: I5				
Nickel	ND	20.0	ug/L	SW846 6010B	07/21-07/26/05	HFFN51AW
		Dilution Factor: 1		Analysis Time..: 13:29	Analyst ID.....: 002260	
		Instrument ID..: I5				
Potassium	**977 B,J**	**5000**	**ug/L**	**SW846 6010B**	**07/21-07/26/05**	**HFFN51AX**
		Dilution Factor: 1		Analysis Time..: 13:29	Analyst ID.....: 002260	
		Instrument ID..: I5				
Silver	ND	20.0	ug/L	SW846 6010B	07/21-07/26/05	HFFN51A0
		Dilution Factor: 1		Analysis Time..: 13:29	Analyst ID.....: 002260	
		Instrument ID..: I5				
Sodium	**13000**	**1000**	**ug/L**	**SW846 6010B**	**07/21-07/26/05**	**HFFN51A1**
		Dilution Factor: 1		Analysis Time..: 13:29	Analyst ID.....: 002260	
		Instrument ID..: I5				
Vanadium	ND	20.0	ug/L	SW846 6010B	07/21-07/26/05	HFFN51A2
		Dilution Factor: 1		Analysis Time..: 13:29	Analyst ID.....: 002260	
		Instrument ID..: I5				

(Continued on next page)

SpecPro Inc

Client Sample ID: FWGBKGMW-021C-0088-GF

TOTAL Metals

Lot-Sample #...: A5G140104-020 **Matrix.....:** WG

PARAMETER	RESULT	REPORTING LIMIT	UNITS	METHOD	PREPARATION-ANALYSIS DATE	WORK ORDER #
Zinc	ND	100	ug/L	SW846 6010B	07/21-07/26/05	HFFN51AA
		Dilution Factor: 1		Analysis Time..: 13:29	Analyst ID.....: 002260	
		Instrument ID..: I5				
Mercury	ND	0.20	ug/L	SW846 7470A	07/21/05	HFFN51AD
		Dilution Factor: 1		Analysis Time..: 14:38	Analyst ID.....: 001086	
		Instrument ID..: H1				
Thallium	ND	1.0	ug/L	SW846 6020	07/21-07/25/05	HFFN51AC
		Dilution Factor: 1		Analysis Time..: 17:39	Analyst ID.....: 001619	
		Instrument ID..: I7				

NOTE(S):

B Estimated result. Result is less than RL.

J Method blank contamination. The associated method blank contains the target analyte at a reportable level.

SpecPro Inc

Client Sample ID: FWGLL4MW-199C-0070-GF

TOTAL Metals

Lot-Sample #...: A5G140104-022 **Matrix.....:** WG
Date Sampled...: 07/13/05 11:20 **Date Received..:** 07/14/05

PARAMETER	RESULT	REPORTING LIMIT	UNITS	METHOD	PREPARATION-ANALYSIS DATE	WORK ORDER #
Prep Batch #...: 5202020						
Aluminum	ND	200	ug/L	SW846 6010B	07/21-07/26/05	HFFN91AH
		Dilution Factor: 1		Analysis Time..: 13:35	Analyst ID.....: 002260	
		Instrument ID..: I5				
Arsenic	**13.9**	**10.0**	**ug/L**	**SW846 6010B**	**07/21-07/26/05**	**HFFN91AE**
		Dilution Factor: 1		Analysis Time..: 13:35	Analyst ID.....: 002260	
		Instrument ID..: I5				
Lead	ND	10.0	ug/L	SW846 6010B	07/21-07/26/05	HFFN91AF
		Dilution Factor: 1		Analysis Time..: 13:35	Analyst ID.....: 002260	
		Instrument ID..: I5				
Antimony	ND	100	ug/L	SW846 6010B	07/21-07/26/05	HFFN91AJ
		Dilution Factor: 1		Analysis Time..: 13:35	Analyst ID.....: 002260	
		Instrument ID..: I5				
Barium	**95.1**	**10.0**	**ug/L**	**SW846 6010B**	**07/21-07/26/05**	**HFFN91AK**
		Dilution Factor: 1		Analysis Time..: 13:35	Analyst ID.....: 002260	
		Instrument ID..: I5				
Selenium	ND	10.0	ug/L	SW846 6010B	07/21-07/26/05	HFFN91AG
		Dilution Factor: 1		Analysis Time..: 13:35	Analyst ID.....: 002260	
		Instrument ID..: I5				
Beryllium	ND	10.0	ug/L	SW846 6010B	07/21-07/26/05	HFFN91AL
		Dilution Factor: 1		Analysis Time..: 13:35	Analyst ID.....: 002260	
		Instrument ID..: I5				
Cadmium	ND	10.0	ug/L	SW846 6010B	07/21-07/26/05	HFFN91AM
		Dilution Factor: 1		Analysis Time..: 13:35	Analyst ID.....: 002260	
		Instrument ID..: I5				
Calcium	**76700**	**1000**	**ug/L**	**SW846 6010B**	**07/21-07/26/05**	**HFFN91AN**
		Dilution Factor: 1		Analysis Time..: 13:35	Analyst ID.....: 002260	
		Instrument ID..: I5				
Chromium	ND	20.0	ug/L	SW846 6010B	07/21-07/26/05	HFFN91AP
		Dilution Factor: 1		Analysis Time..: 13:35	Analyst ID.....: 002260	
		Instrument ID..: I5				

(Continued on next page)

SpecPro Inc

Client Sample ID: FWGLL4MW-199C-0070-GF

TOTAL Metals

Lot-Sample #...: A5G140104-022 **Matrix.....:** WG

PARAMETER	RESULT	REPORTING LIMIT	UNITS	METHOD	PREPARATION-ANALYSIS DATE	WORK ORDER #
Cobalt	ND	20.0	ug/L	SW846 6010B	07/21-07/26/05	HFFN91AQ
		Dilution Factor: 1		Analysis Time..: 13:35	Analyst ID.....: 002260	
		Instrument ID..: I5				
Copper	ND	20.0	ug/L	SW846 6010B	07/21-07/26/05	HFFN91AR
		Dilution Factor: 1		Analysis Time..: 13:35	Analyst ID.....: 002260	
		Instrument ID..: I5				
Iron	**1570 J**	**1000**	**ug/L**	**SW846 6010B**	**07/21-07/26/05**	**HFFN91AT**
		Dilution Factor: 1		Analysis Time..: 13:35	Analyst ID.....: 002260	
		Instrument ID..: I5				
Magnesium	**20200**	**1000**	**ug/L**	**SW846 6010B**	**07/21-07/26/05**	**HFFN91AU**
		Dilution Factor: 1		Analysis Time..: 13:35	Analyst ID.....: 002260	
		Instrument ID..: I5				
Manganese	**323 J**	**100**	**ug/L**	**SW846 6010B**	**07/21-07/26/05**	**HFFN91AV**
		Dilution Factor: 1		Analysis Time..: 13:35	Analyst ID.....: 002260	
		Instrument ID..: I5				
Nickel	ND	20.0	ug/L	SW846 6010B	07/21-07/26/05	HFFN91AW
		Dilution Factor: 1		Analysis Time..: 13:35	Analyst ID.....: 002260	
		Instrument ID..: I5				
Potassium	**1160 B,J**	**5000**	**ug/L**	**SW846 6010B**	**07/21-07/26/05**	**HFFN91AX**
		Dilution Factor: 1		Analysis Time..: 13:35	Analyst ID.....: 002260	
		Instrument ID..: I5				
Silver	ND	20.0	ug/L	SW846 6010B	07/21-07/26/05	HFFN91A0
		Dilution Factor: 1		Analysis Time..: 13:35	Analyst ID.....: 002260	
		Instrument ID..: I5				
Sodium	**9300**	**1000**	**ug/L**	**SW846 6010B**	**07/21-07/26/05**	**HFFN91A1**
		Dilution Factor: 1		Analysis Time..: 13:35	Analyst ID.....: 002260	
		Instrument ID..: I5				
Vanadium	ND	20.0	ug/L	SW846 6010B	07/21-07/26/05	HFFN91A2
		Dilution Factor: 1		Analysis Time..: 13:35	Analyst ID.....: 002260	
		Instrument ID..: I5				

(Continued on next page)

SpecPro Inc

Client Sample ID: FWGLL4MW-199C-0070-GF

TOTAL Metals

Lot-Sample #...: A5G140104-022 **Matrix.....:** WG

PARAMETER	RESULT	REPORTING LIMIT	UNITS	METHOD	PREPARATION-ANALYSIS DATE	WORK ORDER #
Zinc	ND	100	ug/L	SW846 6010B	07/21-07/26/05	HFFN91AA
		Dilution Factor: 1		Analysis Time..: 13:35	Analyst ID.....: 002260	
		Instrument ID..: I5				
Mercury	ND	0.20	ug/L	SW846 7470A	07/21/05	HFFN91AD
		Dilution Factor: 1		Analysis Time..: 14:39	Analyst ID.....: 001086	
		Instrument ID..: H1				
Thallium	ND	1.0	ug/L	SW846 6020	07/21-07/25/05	HFFN91AC
		Dilution Factor: 1		Analysis Time..: 17:42	Analyst ID.....: 001619	
		Instrument ID..: I7				

NOTE(S):

J Method blank contamination. The associated method blank contains the target analyte at a reportable level.

B Estimated result. Result is less than RL.

METHOD BLANK REPORT

TOTAL Metals

Client Lot #...: A5G140104 **Matrix.....:** WATER

PARAMETER	RESULT	REPORTING LIMIT	UNITS	METHOD	PREPARATION-ANALYSIS DATE	WORK ORDER #
MB Lot-Sample #: A5G210000-020 **Prep Batch #...:** 5202020						
Aluminum	ND	200	ug/L	SW846 6010B	07/21-07/26/05	HFXV51AH
		Dilution Factor: 1				
		Analysis Time..: 12:07	Analyst ID.....: 002260		Instrument ID..: I5	
Arsenic	ND	10.0	ug/L	SW846 6010B	07/21-07/26/05	HFXV51AE
		Dilution Factor: 1				
		Analysis Time..: 12:07	Analyst ID.....: 002260		Instrument ID..: I5	
Antimony	ND	100	ug/L	SW846 6010B	07/21-07/26/05	HFXV51AJ
		Dilution Factor: 1				
		Analysis Time..: 12:07	Analyst ID.....: 002260		Instrument ID..: I5	
Lead	ND	10.0	ug/L	SW846 6010B	07/21-07/26/05	HFXV51AF
		Dilution Factor: 1				
		Analysis Time..: 12:07	Analyst ID.....: 002260		Instrument ID..: I5	
Barium	ND	10.0	ug/L	SW846 6010B	07/21-07/26/05	HFXV51AK
		Dilution Factor: 1				
		Analysis Time..: 12:07	Analyst ID.....: 002260		Instrument ID..: I5	
Selenium	ND	10.0	ug/L	SW846 6010B	07/21-07/26/05	HFXV51AG
		Dilution Factor: 1				
		Analysis Time..: 12:07	Analyst ID.....: 002260		Instrument ID..: I5	
Beryllium	ND	10.0	ug/L	SW846 6010B	07/21-07/26/05	HFXV51AL
		Dilution Factor: 1				
		Analysis Time..: 12:07	Analyst ID.....: 002260		Instrument ID..: I5	
Cadmium	ND	10.0	ug/L	SW846 6010B	07/21-07/26/05	HFXV51AM
		Dilution Factor: 1				
		Analysis Time..: 12:07	Analyst ID.....: 002260		Instrument ID..: I5	
Calcium	ND	1000	ug/L	SW846 6010B	07/21-07/26/05	HFXV51AN
		Dilution Factor: 1				
		Analysis Time..: 12:07	Analyst ID.....: 002260		Instrument ID..: I5	
Chromium	ND	20.0	ug/L	SW846 6010B	07/21-07/26/05	HFXV51AP
		Dilution Factor: 1				
		Analysis Time..: 12:07	Analyst ID.....: 002260		Instrument ID..: I5	
Cobalt	ND	20.0	ug/L	SW846 6010B	07/21-07/26/05	HFXV51AQ
		Dilution Factor: 1				
		Analysis Time..: 12:07	Analyst ID.....: 002260		Instrument ID..: I5	

(Continued on next page)

METHOD BLANK REPORT

TOTAL Metals

Client Lot #...: A5G140104 **Matrix.....:** WATER

PARAMETER	RESULT	REPORTING LIMIT	UNITS	METHOD	PREPARATION-ANALYSIS DATE	WORK ORDER #
Copper	ND	20.0	ug/L	SW846 6010B	07/21-07/26/05	HFXV51AR
		Dilution Factor: 1				
		Analysis Time..: 12:07	Analyst ID.....: 002260		Instrument ID..: I5	
Iron	**61.0 B**	**1000**	**ug/L**	**SW846 6010B**	**07/21-07/26/05**	**HFXV51AT**
		Dilution Factor: 1				
		Analysis Time..: 12:07	Analyst ID.....: 002260		Instrument ID..: I5	
Magnesium	ND	1000	ug/L	SW846 6010B	07/21-07/26/05	HFXV51AU
		Dilution Factor: 1				
		Analysis Time..: 12:07	Analyst ID.....: 002260		Instrument ID..: I5	
Manganese	**0.75 B**	**100**	**ug/L**	**SW846 6010B**	**07/21-07/26/05**	**HFXV51AV**
		Dilution Factor: 1				
		Analysis Time..: 12:07	Analyst ID.....: 002260		Instrument ID..: I5	
Nickel	ND	20.0	ug/L	SW846 6010B	07/21-07/26/05	HFXV51AW
		Dilution Factor: 1				
		Analysis Time..: 12:07	Analyst ID.....: 002260		Instrument ID..: I5	
Potassium	**141 B**	**5000**	**ug/L**	**SW846 6010B**	**07/21-07/26/05**	**HFXV51AX**
		Dilution Factor: 1				
		Analysis Time..: 12:07	Analyst ID.....: 002260		Instrument ID..: I5	
Silver	ND	20.0	ug/L	SW846 6010B	07/21-07/26/05	HFXV51A0
		Dilution Factor: 1				
		Analysis Time..: 12:07	Analyst ID.....: 002260		Instrument ID..: I5	
Sodium	ND	1000	ug/L	SW846 6010B	07/21-07/26/05	HFXV51A1
		Dilution Factor: 1				
		Analysis Time..: 12:07	Analyst ID.....: 002260		Instrument ID..: I5	
Vanadium	ND	20.0	ug/L	SW846 6010B	07/21-07/26/05	HFXV51A2
		Dilution Factor: 1				
		Analysis Time..: 12:07	Analyst ID.....: 002260		Instrument ID..: I5	
Zinc	**8.4 B**	**100**	**ug/L**	**SW846 6010B**	**07/21-07/26/05**	**HFXV51AA**
		Dilution Factor: 1				
		Analysis Time..: 12:07	Analyst ID.....: 002260		Instrument ID..: I5	
Mercury	ND	0.20	ug/L	SW846 7470A	07/21/05	HFXV51AD
		Dilution Factor: 1				
		Analysis Time..: 14:27	Analyst ID.....: 001086		Instrument ID..: H1	
Thallium	ND	1.0	ug/L	SW846 6020	07/21-07/25/05	HFXV51AC
		Dilution Factor: 1				
		Analysis Time..: 16:25	Analyst ID.....: 001619		Instrument ID..: I7	

(Continued on next page)

METHOD BLANK REPORT

TOTAL Metals

Client Lot #...: A5G140104 **Matrix.....:** WATER

NOTE(S):

Calculations are performed before rounding to avoid round-off errors in calculated results.

B Estimated result. Result is less than RL.

LABORATORY CONTROL SAMPLE EVALUATION REPORT

TOTAL Metals

Client Lot #...: A5G140104 **Matrix.....:** WATER

PARAMETER	PERCENT RECOVERY	RECOVERY LIMITS	METHOD	PREPARATION-ANALYSIS DATE	WORK ORDER #
LCS Lot-Sample#: A5G210000-020 **Prep Batch #...:** 5202020					
Arsenic	101	(80 - 120)	SW846 6010B	07/21-07/26/05	HFXV51A6
		Dilution Factor: 1	Analysis Time..: 12:12	Analyst ID.....: 002260	
		Instrument ID..: I5			
Aluminum	109	(80 - 120)	SW846 6010B	07/21-07/26/05	HFXV51A9
		Dilution Factor: 1	Analysis Time..: 12:12	Analyst ID.....: 002260	
		Instrument ID..: I5			
Lead	108	(80 - 120)	SW846 6010B	07/21-07/26/05	HFXV51A7
		Dilution Factor: 1	Analysis Time..: 12:12	Analyst ID.....: 002260	
		Instrument ID..: I5			
Antimony	103	(80 - 120)	SW846 6010B	07/21-07/26/05	HFXV51CA
		Dilution Factor: 1	Analysis Time..: 12:12	Analyst ID.....: 002260	
		Instrument ID..: I5			
Selenium	105	(80 - 120)	SW846 6010B	07/21-07/26/05	HFXV51A8
		Dilution Factor: 1	Analysis Time..: 12:12	Analyst ID.....: 002260	
		Instrument ID..: I5			
Barium	106	(80 - 120)	SW846 6010B	07/21-07/26/05	HFXV51CC
		Dilution Factor: 1	Analysis Time..: 12:12	Analyst ID.....: 002260	
		Instrument ID..: I5			
Beryllium	111	(80 - 120)	SW846 6010B	07/21-07/26/05	HFXV51CD
		Dilution Factor: 1	Analysis Time..: 12:12	Analyst ID.....: 002260	
		Instrument ID..: I5			
Cadmium	104	(80 - 120)	SW846 6010B	07/21-07/26/05	HFXV51CE
		Dilution Factor: 1	Analysis Time..: 12:12	Analyst ID.....: 002260	
		Instrument ID..: I5			
Calcium	105	(80 - 120)	SW846 6010B	07/21-07/26/05	HFXV51CF
		Dilution Factor: 1	Analysis Time..: 12:12	Analyst ID.....: 002260	
		Instrument ID..: I5			
Chromium	107	(80 - 120)	SW846 6010B	07/21-07/26/05	HFXV51CG
		Dilution Factor: 1	Analysis Time..: 12:12	Analyst ID.....: 002260	
		Instrument ID..: I5			

(Continued on next page)

LABORATORY CONTROL SAMPLE EVALUATION REPORT

TOTAL Metals

Client Lot #...: A5G140104 **Matrix.....:** WATER

PARAMETER	PERCENT RECOVERY	RECOVERY LIMITS	METHOD	PREPARATION-ANALYSIS DATE	WORK ORDER #
Cobalt	106	(80 - 120)	SW846 6010B	07/21-07/26/05	HFXV51CH
		Dilution Factor: 1	Analysis Time..: 12:12	Analyst ID.....: 002260	
		Instrument ID..: I5			
Copper	110	(80 - 120)	SW846 6010B	07/21-07/26/05	HFXV51CJ
		Dilution Factor: 1	Analysis Time..: 12:12	Analyst ID.....: 002260	
		Instrument ID..: I5			
Iron	118	(77 - 127)	SW846 6010B	07/21-07/26/05	HFXV51CK
		Dilution Factor: 1	Analysis Time..: 12:12	Analyst ID.....: 002260	
		Instrument ID..: I5			
Magnesium	105	(80 - 120)	SW846 6010B	07/21-07/26/05	HFXV51CL
		Dilution Factor: 1	Analysis Time..: 12:12	Analyst ID.....: 002260	
		Instrument ID..: I5			
Manganese	106	(80 - 120)	SW846 6010B	07/21-07/26/05	HFXV51CM
		Dilution Factor: 1	Analysis Time..: 12:12	Analyst ID.....: 002260	
		Instrument ID..: I5			
Nickel	101	(80 - 120)	SW846 6010B	07/21-07/26/05	HFXV51CN
		Dilution Factor: 1	Analysis Time..: 12:12	Analyst ID.....: 002260	
		Instrument ID..: I5			
Potassium	105	(80 - 120)	SW846 6010B	07/21-07/26/05	HFXV51CP
		Dilution Factor: 1	Analysis Time..: 12:12	Analyst ID.....: 002260	
		Instrument ID..: I5			
Silver	119	(80 - 120)	SW846 6010B	07/21-07/26/05	HFXV51CQ
		Dilution Factor: 1	Analysis Time..: 12:12	Analyst ID.....: 002260	
		Instrument ID..: I5			
Sodium	104	(80 - 120)	SW846 6010B	07/21-07/26/05	HFXV51CR
		Dilution Factor: 1	Analysis Time..: 12:12	Analyst ID.....: 002260	
		Instrument ID..: I5			
Vanadium	107	(80 - 120)	SW846 6010B	07/21-07/26/05	HFXV51CT
		Dilution Factor: 1	Analysis Time..: 12:12	Analyst ID.....: 002260	
		Instrument ID..: I5			
Zinc	107	(80 - 120)	SW846 6010B	07/21-07/26/05	HFXV51A3
		Dilution Factor: 1	Analysis Time..: 12:12	Analyst ID.....: 002260	
		Instrument ID..: I5			

(Continued on next page)

LABORATORY CONTROL SAMPLE EVALUATION REPORT

TOTAL Metals

Client Lot #...: A5G140104 **Matrix.....:** WATER

PARAMETER	PERCENT RECOVERY	RECOVERY LIMITS	METHOD	PREPARATION-ANALYSIS DATE	WORK ORDER #
Thallium	95	(69 - 114)	SW846 6020	07/21-07/25/05	HFXV51A4
		Dilution Factor: 1	Analysis Time..: 16:39		Analyst ID.....: 001619
		Instrument ID..: I7			
Mercury	112	(82 - 131)	SW846 7470A	07/21/05	HFXV51A5
		Dilution Factor: 1	Analysis Time..: 14:28		Analyst ID.....: 001086
		Instrument ID..: H1			

NOTE(S):

Calculations are performed before rounding to avoid round-off errors in calculated results.

LABORATORY CONTROL SAMPLE DATA REPORT

TOTAL Metals

Client Lot #...: A5G140104 **Matrix.....:** WATER

PARAMETER	SPIKE AMOUNT	MEASURED AMOUNT	UNITS	PERCNT RECVRY	METHOD	PREPARATION-ANALYSIS DATE	WORK ORDER #
LCS Lot-Sample#: A5G210000-020 **Prep Batch #...:** 5202020							
Arsenic	2000	2020	ug/L	101	SW846 6010B	07/21-07/26/05	HFXV51A6
			Dilution Factor: 1		Analysis Time..: 12:12	Analyst ID.....: 002260	
			Instrument ID..: I5				
Aluminum	2000	2190	ug/L	109	SW846 6010B	07/21-07/26/05	HFXV51A9
			Dilution Factor: 1		Analysis Time..: 12:12	Analyst ID.....: 002260	
			Instrument ID..: I5				
Lead	500	538	ug/L	108	SW846 6010B	07/21-07/26/05	HFXV51A7
			Dilution Factor: 1		Analysis Time..: 12:12	Analyst ID.....: 002260	
			Instrument ID..: I5				
Antimony	500	513	ug/L	103	SW846 6010B	07/21-07/26/05	HFXV51CA
			Dilution Factor: 1		Analysis Time..: 12:12	Analyst ID.....: 002260	
			Instrument ID..: I5				
Selenium	2000	2100	ug/L	105	SW846 6010B	07/21-07/26/05	HFXV51A8
			Dilution Factor: 1		Analysis Time..: 12:12	Analyst ID.....: 002260	
			Instrument ID..: I5				
Barium	2000	2120	ug/L	106	SW846 6010B	07/21-07/26/05	HFXV51CC
			Dilution Factor: 1		Analysis Time..: 12:12	Analyst ID.....: 002260	
			Instrument ID..: I5				
Beryllium	50.0	55.3	ug/L	111	SW846 6010B	07/21-07/26/05	HFXV51CD
			Dilution Factor: 1		Analysis Time..: 12:12	Analyst ID.....: 002260	
			Instrument ID..: I5				
Cadmium	50.0	52.2	ug/L	104	SW846 6010B	07/21-07/26/05	HFXV51CE
			Dilution Factor: 1		Analysis Time..: 12:12	Analyst ID.....: 002260	
			Instrument ID..: I5				
Calcium	50000	52700	ug/L	105	SW846 6010B	07/21-07/26/05	HFXV51CF
			Dilution Factor: 1		Analysis Time..: 12:12	Analyst ID.....: 002260	
			Instrument ID..: I5				
Chromium	200	215	ug/L	107	SW846 6010B	07/21-07/26/05	HFXV51CG
			Dilution Factor: 1		Analysis Time..: 12:12	Analyst ID.....: 002260	
			Instrument ID..: I5				

(Continued on next page)

LABORATORY CONTROL SAMPLE DATA REPORT

TOTAL Metals

Client Lot #...: A5G140104 **Matrix.....:** WATER

PARAMETER	SPIKE AMOUNT	MEASURED AMOUNT	UNITS	PERCNT RECVRY	METHOD	PREPARATION-ANALYSIS DATE	WORK ORDER #
Cobalt	500	531	ug/L	106	SW846 6010B	07/21-07/26/05	HFXV51CH
		Dilution Factor: 1		Analysis Time..: 12:12		Analyst ID.....: 002260	
		Instrument ID..: I5					
Copper	250	275	ug/L	110	SW846 6010B	07/21-07/26/05	HFXV51CJ
		Dilution Factor: 1		Analysis Time..: 12:12		Analyst ID.....: 002260	
		Instrument ID..: I5					
Iron	1000	1180	ug/L	118	SW846 6010B	07/21-07/26/05	HFXV51CK
		Dilution Factor: 1		Analysis Time..: 12:12		Analyst ID.....: 002260	
		Instrument ID..: I5					
Magnesium	50000	52300	ug/L	105	SW846 6010B	07/21-07/26/05	HFXV51CL
		Dilution Factor: 1		Analysis Time..: 12:12		Analyst ID.....: 002260	
		Instrument ID..: I5					
Manganese	500	530	ug/L	106	SW846 6010B	07/21-07/26/05	HFXV51CM
		Dilution Factor: 1		Analysis Time..: 12:12		Analyst ID.....: 002260	
		Instrument ID..: I5					
Nickel	500	507	ug/L	101	SW846 6010B	07/21-07/26/05	HFXV51CN
		Dilution Factor: 1		Analysis Time..: 12:12		Analyst ID.....: 002260	
		Instrument ID..: I5					
Potassium	50000	52400	ug/L	105	SW846 6010B	07/21-07/26/05	HFXV51CP
		Dilution Factor: 1		Analysis Time..: 12:12		Analyst ID.....: 002260	
		Instrument ID..: I5					
Silver	50.0	59.5	ug/L	119	SW846 6010B	07/21-07/26/05	HFXV51CQ
		Dilution Factor: 1		Analysis Time..: 12:12		Analyst ID.....: 002260	
		Instrument ID..: I5					
Sodium	50000	52200	ug/L	104	SW846 6010B	07/21-07/26/05	HFXV51CR
		Dilution Factor: 1		Analysis Time..: 12:12		Analyst ID.....: 002260	
		Instrument ID..: I5					
Vanadium	500	537	ug/L	107	SW846 6010B	07/21-07/26/05	HFXV51CT
		Dilution Factor: 1		Analysis Time..: 12:12		Analyst ID.....: 002260	
		Instrument ID..: I5					
Zinc	500	536	ug/L	107	SW846 6010B	07/21-07/26/05	HFXV51A3
		Dilution Factor: 1		Analysis Time..: 12:12		Analyst ID.....: 002260	
		Instrument ID..: I5					

(Continued on next page)

LABORATORY CONTROL SAMPLE DATA REPORT

TOTAL Metals

Client Lot #...: A5G140104 **Matrix.....:** WATER

PARAMETER	SPIKE AMOUNT	MEASURED AMOUNT	UNITS	PERCNT RECVRY	METHOD	PREPARATION-ANALYSIS DATE	WORK ORDER #
Thallium	100	94.6	ug/L	95	SW846 6020	07/21-07/25/05	HFXV51A4
		Dilution Factor: 1		Analysis Time..: 16:39		Analyst ID.....: 001619	
		Instrument ID..: I7					
Mercury	5.0	5.6	ug/L	112	SW846 7470A	07/21/05	HFXV51A5
		Dilution Factor: 1		Analysis Time..: 14:28		Analyst ID.....: 001086	
		Instrument ID..: H1					

NOTE(S):

Calculations are performed before rounding to avoid round-off errors in calculated results.

MATRIX SPIKE SAMPLE EVALUATION REPORT

TOTAL Metals

Client Lot #...: A5G140104 **Matrix.....:** WG
Date Sampled...: 07/13/05 15:20 **Date Received..:** 07/14/05

PARAMETER	PERCENT RECOVERY	RECOVERY LIMITS	METHOD	PREPARATION-ANALYSIS DATE	WORK ORDER #
MS Lot-Sample #: A5G140104-002 **Prep Batch #...:** 5202020					
Aluminum	110	(75 - 125)	SW846 6010B	07/21-07/26/05	HFFL31A6
		Dilution Factor: 1	Analysis Time..: 12:17	Instrument ID..: I5	
		Analyst ID.....: 002260			
Arsenic	102	(75 - 125)	SW846 6010B	07/21-07/26/05	HFFL31A3
		Dilution Factor: 1	Analysis Time..: 12:17	Instrument ID..: I5	
		Analyst ID.....: 002260			
Antimony	103	(75 - 125)	SW846 6010B	07/21-07/26/05	HFFL31A7
		Dilution Factor: 1	Analysis Time..: 12:17	Instrument ID..: I5	
		Analyst ID.....: 002260			
Lead	106	(75 - 125)	SW846 6010B	07/21-07/26/05	HFFL31A4
		Dilution Factor: 1	Analysis Time..: 12:17	Instrument ID..: I5	
		Analyst ID.....: 002260			
Barium	107	(75 - 125)	SW846 6010B	07/21-07/26/05	HFFL31A8
		Dilution Factor: 1	Analysis Time..: 12:17	Instrument ID..: I5	
		Analyst ID.....: 002260			
Selenium	105	(75 - 125)	SW846 6010B	07/21-07/26/05	HFFL31A5
		Dilution Factor: 1	Analysis Time..: 12:17	Instrument ID..: I5	
		Analyst ID.....: 002260			
Beryllium	110	(75 - 125)	SW846 6010B	07/21-07/26/05	HFFL31A9
		Dilution Factor: 1	Analysis Time..: 12:17	Instrument ID..: I5	
		Analyst ID.....: 002260			
Cadmium	103	(75 - 125)	SW846 6010B	07/21-07/26/05	HFFL31CA
		Dilution Factor: 1	Analysis Time..: 12:17	Instrument ID..: I5	
		Analyst ID.....: 002260			
Calcium	102	(75 - 125)	SW846 6010B	07/21-07/26/05	HFFL31CC
		Dilution Factor: 1	Analysis Time..: 12:17	Instrument ID..: I5	
		Analyst ID.....: 002260			
Chromium	106	(75 - 125)	SW846 6010B	07/21-07/26/05	HFFL31CD
		Dilution Factor: 1	Analysis Time..: 12:17	Instrument ID..: I5	
		Analyst ID.....: 002260			

(Continued on next page)

MATRIX SPIKE SAMPLE EVALUATION REPORT

TOTAL Metals

Client Lot #...: A5G140104 **Matrix.....:** WG
Date Sampled...: 07/13/05 15:20 **Date Received..:** 07/14/05

PARAMETER	PERCENT RECOVERY	RECOVERY LIMITS	METHOD	PREPARATION-ANALYSIS DATE	WORK ORDER #
Cobalt	105	(75 - 125)	SW846 6010B	07/21-07/26/05	HFFL31CE
	Dilution Factor: 1	Analysis Time..: 12:17	Instrument ID..: I5		
	Analyst ID.....: 002260				
Copper	111	(75 - 125)	SW846 6010B	07/21-07/26/05	HFFL31CF
	Dilution Factor: 1	Analysis Time..: 12:17	Instrument ID..: I5		
	Analyst ID.....: 002260				
Iron	115	(75 - 125)	SW846 6010B	07/21-07/26/05	HFFL31CG
	Dilution Factor: 1	Analysis Time..: 12:17	Instrument ID..: I5		
	Analyst ID.....: 002260				
Magnesium	108	(75 - 125)	SW846 6010B	07/21-07/26/05	HFFL31CH
	Dilution Factor: 1	Analysis Time..: 12:17	Instrument ID..: I5		
	Analyst ID.....: 002260				
Manganese	105	(75 - 125)	SW846 6010B	07/21-07/26/05	HFFL31CJ
	Dilution Factor: 1	Analysis Time..: 12:17	Instrument ID..: I5		
	Analyst ID.....: 002260				
Nickel	100	(75 - 125)	SW846 6010B	07/21-07/26/05	HFFL31CK
	Dilution Factor: 1	Analysis Time..: 12:17	Instrument ID..: I5		
	Analyst ID.....: 002260				
Potassium	108	(75 - 125)	SW846 6010B	07/21-07/26/05	HFFL31CL
	Dilution Factor: 1	Analysis Time..: 12:17	Instrument ID..: I5		
	Analyst ID.....: 002260				
Silver	119	(75 - 125)	SW846 6010B	07/21-07/26/05	HFFL31CM
	Dilution Factor: 1	Analysis Time..: 12:17	Instrument ID..: I5		
	Analyst ID.....: 002260				
Sodium	104	(75 - 125)	SW846 6010B	07/21-07/26/05	HFFL31CN
	Dilution Factor: 1	Analysis Time..: 12:17	Instrument ID..: I5		
	Analyst ID.....: 002260				
Vanadium	106	(75 - 125)	SW846 6010B	07/21-07/26/05	HFFL31CP
	Dilution Factor: 1	Analysis Time..: 12:17	Instrument ID..: I5		
	Analyst ID.....: 002260				
Zinc	105	(75 - 125)	SW846 6010B	07/21-07/26/05	HFFL31CQ
	Dilution Factor: 1	Analysis Time..: 12:17	Instrument ID..: I5		
	Analyst ID.....: 002260				

(Continued on next page)

MATRIX SPIKE SAMPLE EVALUATION REPORT

TOTAL Metals

Client Lot #...: A5G140104 **Matrix.....:** WG
Date Sampled...: 07/13/05 15:20 **Date Received..:** 07/14/05

PARAMETER	PERCENT RECOVERY	RECOVERY LIMITS	METHOD	PREPARATION-ANALYSIS DATE	WORK ORDER #
Mercury	117	(68 - 149)	SW846 7470A	07/21/05	HFFL31CT
		Dilution Factor: 1	Analysis Time..: 14:59		Instrument ID..: H1
		Analyst ID.....: 001086			
Thallium	93	(70 - 130)	SW846 6020	07/21-07/25/05	HFFL31CR
		Dilution Factor: 1	Analysis Time..: 16:43		Instrument ID..: I7
		Analyst ID.....: 001619			

NOTE(S):

Calculations are performed before rounding to avoid round-off errors in calculated results.

MATRIX SPIKE SAMPLE DATA REPORT

TOTAL Metals

Client Lot #...: A5G140104 **Matrix.....:** WG
Date Sampled...: 07/13/05 15:20 **Date Received..:** 07/14/05

PARAMETER	SAMPLE AMOUNT	SPIKE AMT	MEASURED AMOUNT	UNITS	PERCENT RECOVERY	METHOD	PREPARATION-ANALYSIS DATE	WORK ORDER #
MS Lot-Sample #: A5G140104-002 **Prep Batch #...:** 5202020								
Aluminum	ND	2000	2200	ug/L	110	SW846 6010B	07/21-07/26/05	HFFL31A6
			Dilution Factor: 1		Analysis Time..: 12:17		Instrument ID..: I5	
			Analyst ID.....: 002260					
Arsenic	8.4	2000	2050	ug/L	102	SW846 6010B	07/21-07/26/05	HFFL31A3
			Dilution Factor: 1		Analysis Time..: 12:17		Instrument ID..: I5	
			Analyst ID.....: 002260					
Antimony	ND	500	516	ug/L	103	SW846 6010B	07/21-07/26/05	HFFL31A7
			Dilution Factor: 1		Analysis Time..: 12:17		Instrument ID..: I5	
			Analyst ID.....: 002260					
Lead	ND	500	530	ug/L	106	SW846 6010B	07/21-07/26/05	HFFL31A4
			Dilution Factor: 1		Analysis Time..: 12:17		Instrument ID..: I5	
			Analyst ID.....: 002260					
Barium	57.5	2000	2190	ug/L	107	SW846 6010B	07/21-07/26/05	HFFL31A8
			Dilution Factor: 1		Analysis Time..: 12:17		Instrument ID..: I5	
			Analyst ID.....: 002260					
Selenium	ND	2000	2100	ug/L	105	SW846 6010B	07/21-07/26/05	HFFL31A5
			Dilution Factor: 1		Analysis Time..: 12:17		Instrument ID..: I5	
			Analyst ID.....: 002260					
Beryllium	ND	50.0	55.2	ug/L	110	SW846 6010B	07/21-07/26/05	HFFL31A9
			Dilution Factor: 1		Analysis Time..: 12:17		Instrument ID..: I5	
			Analyst ID.....: 002260					
Cadmium	ND	50.0	51.6	ug/L	103	SW846 6010B	07/21-07/26/05	HFFL31CA
			Dilution Factor: 1		Analysis Time..: 12:17		Instrument ID..: I5	
			Analyst ID.....: 002260					
Calcium	146000	50000	197000	ug/L	102	SW846 6010B	07/21-07/26/05	HFFL31CC
			Dilution Factor: 1		Analysis Time..: 12:17		Instrument ID..: I5	
			Analyst ID.....: 002260					
Chromium	ND	200	213	ug/L	106	SW846 6010B	07/21-07/26/05	HFFL31CD
			Dilution Factor: 1		Analysis Time..: 12:17		Instrument ID..: I5	
			Analyst ID.....: 002260					

(Continued on next page)

MATRIX SPIKE SAMPLE DATA REPORT

TOTAL Metals

Client Lot #...: A5G140104 **Matrix.....:** WG
Date Sampled...: 07/13/05 15:20 **Date Received..:** 07/14/05

PARAMETER	SAMPLE AMOUNT	SPIKE AMT	MEASURED AMOUNT	UNITS	PERCENT RECOVERY	METHOD	PREPARATION-ANALYSIS DATE	WORK ORDER #
Cobalt	ND	500	526	ug/L	105	SW846 6010B	07/21-07/26/05	HFFL31CE
			Dilution Factor: 1		Analysis Time..: 12:17		Instrument ID..: I5	
			Analyst ID.....: 002260					
Copper	ND	250	277	ug/L	111	SW846 6010B	07/21-07/26/05	HFFL31CF
			Dilution Factor: 1		Analysis Time..: 12:17		Instrument ID..: I5	
			Analyst ID.....: 002260					
Iron	2210	1000	3360	ug/L	115	SW846 6010B	07/21-07/26/05	HFFL31CG
			Dilution Factor: 1		Analysis Time..: 12:17		Instrument ID..: I5	
			Analyst ID.....: 002260					
Magnesium	68400	50000	123000	ug/L	108	SW846 6010B	07/21-07/26/05	HFFL31CH
			Dilution Factor: 1		Analysis Time..: 12:17		Instrument ID..: I5	
			Analyst ID.....: 002260					
Manganese	352	500	878	ug/L	105	SW846 6010B	07/21-07/26/05	HFFL31CJ
			Dilution Factor: 1		Analysis Time..: 12:17		Instrument ID..: I5	
			Analyst ID.....: 002260					
Nickel	ND	500	499	ug/L	100	SW846 6010B	07/21-07/26/05	HFFL31CK
			Dilution Factor: 1		Analysis Time..: 12:17		Instrument ID..: I5	
			Analyst ID.....: 002260					
Potassium	1550	50000	55300	ug/L	108	SW846 6010B	07/21-07/26/05	HFFL31CL
			Dilution Factor: 1		Analysis Time..: 12:17		Instrument ID..: I5	
			Analyst ID.....: 002260					
Silver	ND	50.0	59.5	ug/L	119	SW846 6010B	07/21-07/26/05	HFFL31CM
			Dilution Factor: 1		Analysis Time..: 12:17		Instrument ID..: I5	
			Analyst ID.....: 002260					
Sodium	16700	50000	68800	ug/L	104	SW846 6010B	07/21-07/26/05	HFFL31CN
			Dilution Factor: 1		Analysis Time..: 12:17		Instrument ID..: I5	
			Analyst ID.....: 002260					
Vanadium	ND	500	532	ug/L	106	SW846 6010B	07/21-07/26/05	HFFL31CP
			Dilution Factor: 1		Analysis Time..: 12:17		Instrument ID..: I5	
			Analyst ID.....: 002260					
Zinc	ND	500	525	ug/L	105	SW846 6010B	07/21-07/26/05	HFFL31CQ
			Dilution Factor: 1		Analysis Time..: 12:17		Instrument ID..: I5	
			Analyst ID.....: 002260					

(Continued on next page)

MATRIX SPIKE SAMPLE DATA REPORT

TOTAL Metals

Client Lot #...: A5G140104 **Matrix.....:** WG
Date Sampled...: 07/13/05 15:20 **Date Received..:** 07/14/05

PARAMETER	SAMPLE AMOUNT	SPIKE AMT	MEASURED AMOUNT	UNITS	PERCENT RECOVERY	METHOD	PREPARATION-ANALYSIS DATE	WORK ORDER #
Mercury	ND	1.0	1.2	ug/L	117	SW846 7470A	07/21/05	HFFL31CT
			Dilution Factor: 1		Analysis Time..: 14:59		Instrument ID..: H1	
			Analyst ID.....: 001086					
Thallium	ND	100	93.2	ug/L	93	SW846 6020	07/21-07/25/05	HFFL31CR
			Dilution Factor: 1		Analysis Time..: 16:43		Instrument ID..: I7	
			Analyst ID.....: 001619					

NOTE(S):

Calculations are performed before rounding to avoid round-off errors in calculated results.

SAMPLE DUPLICATE EVALUATION REPORT

Metals

Client Lot #...: A5G140104 **Work Order #...:** HFFL3-SMP **Matrix.....:** WG
HFFL3-DUP
Date Sampled...: 07/13/05 15:20 **Date Received..:** 07/14/05

PARAM	RESULT	DUPLICATE RESULT	UNITS	RPD	RPD LIMIT	METHOD	PREPARATION-ANALYSIS DATE	PREP BATCH #
Aluminum						SD Lot-Sample #: A5G140104-002		
	ND	ND	ug/L	0	(0-20)	SW846 6010B	07/21-07/26/05	5202020
		Dilution Factor: 1				Analysis Time..: 12:17	Analyst ID.....: 002260	
		Instrument ID..: I5						
Arsenic						SD Lot-Sample #: A5G140104-002		
	8.4 B	9.3 B	ug/L	11	(0-20)	SW846 6010B	07/21-07/26/05	5202020
		Dilution Factor: 1				Analysis Time..: 12:17	Analyst ID.....: 002260	
		Instrument ID..: I5						
Lead						SD Lot-Sample #: A5G140104-002		
	ND	ND	ug/L	0	(0-20)	SW846 6010B	07/21-07/26/05	5202020
		Dilution Factor: 1				Analysis Time..: 12:17	Analyst ID.....: 002260	
		Instrument ID..: I5						
Antimony						SD Lot-Sample #: A5G140104-002		
	ND	ND	ug/L	0	(0-20)	SW846 6010B	07/21-07/26/05	5202020
		Dilution Factor: 1				Analysis Time..: 12:17	Analyst ID.....: 002260	
		Instrument ID..: I5						
Barium						SD Lot-Sample #: A5G140104-002		
	57.5	59.9	ug/L	4.1	(0-20)	SW846 6010B	07/21-07/26/05	5202020
		Dilution Factor: 1				Analysis Time..: 12:17	Analyst ID.....: 002260	
		Instrument ID..: I5						
Selenium						SD Lot-Sample #: A5G140104-002		
	ND	ND	ug/L	0	(0-20)	SW846 6010B	07/21-07/26/05	5202020
		Dilution Factor: 1				Analysis Time..: 12:17	Analyst ID.....: 002260	
		Instrument ID..: I5						
Beryllium						SD Lot-Sample #: A5G140104-002		
	ND	ND	ug/L	0	(0-20)	SW846 6010B	07/21-07/26/05	5202020
		Dilution Factor: 1				Analysis Time..: 12:17	Analyst ID.....: 002260	
		Instrument ID..: I5						
Cadmium						SD Lot-Sample #: A5G140104-002		
	ND	ND	ug/L	0	(0-20)	SW846 6010B	07/21-07/26/05	5202020
		Dilution Factor: 1				Analysis Time..: 12:17	Analyst ID.....: 002260	
		Instrument ID..: I5						
Calcium						SD Lot-Sample #: A5G140104-002		
	146000	154000	ug/L	5.1	(0-20)	SW846 6010B	07/21-07/26/05	5202020
		Dilution Factor: 1				Analysis Time..: 12:17	Analyst ID.....: 002260	
		Instrument ID..: I5						

(Continued on next page)

SAMPLE DUPLICATE EVALUATION REPORT

Metals

Lot-Sample #...: A5G140104-000 **Work Order #...:** HFFL3-SMP HFFL3-DUP **Matrix.....:** WG

PARAM	RESULT	DUPLICATE RESULT	UNITS	RPD	RPD LIMIT	METHOD	PREPARATION-ANALYSIS DATE	PREP BATCH #
Chromium						SD Lot-Sample #: A5G140104-002		
	ND	ND	ug/L	0	(0-20)	SW846 6010B	07/21-07/26/05	5202020
		Dilution Factor: 1				Analysis Time..: 12:17	Analyst ID.....: 002260	
		Instrument ID..: I5						
Cobalt						SD Lot-Sample #: A5G140104-002		
	ND	ND	ug/L	0	(0-20)	SW846 6010B	07/21-07/26/05	5202020
		Dilution Factor: 1				Analysis Time..: 12:17	Analyst ID.....: 002260	
		Instrument ID..: I5						
Copper						SD Lot-Sample #: A5G140104-002		
	ND	ND	ug/L	0	(0-20)	SW846 6010B	07/21-07/26/05	5202020
		Dilution Factor: 1				Analysis Time..: 12:17	Analyst ID.....: 002260	
		Instrument ID..: I5						
Iron						SD Lot-Sample #: A5G140104-002		
	2210 J	2320	ug/L	4.9	(0-20)	SW846 6010B	07/21-07/26/05	5202020
		Dilution Factor: 1				Analysis Time..: 12:17	Analyst ID.....: 002260	
		Instrument ID..: I5						
Magnesium						SD Lot-Sample #: A5G140104-002		
	68400	72000	ug/L	5.2	(0-20)	SW846 6010B	07/21-07/26/05	5202020
		Dilution Factor: 1				Analysis Time..: 12:17	Analyst ID.....: 002260	
		Instrument ID..: I5						
Manganese						SD Lot-Sample #: A5G140104-002		
	352 J	369	ug/L	4.8	(0-20)	SW846 6010B	07/21-07/26/05	5202020
		Dilution Factor: 1				Analysis Time..: 12:17	Analyst ID.....: 002260	
		Instrument ID..: I5						
Nickel						SD Lot-Sample #: A5G140104-002		
	ND	ND	ug/L	0	(0-20)	SW846 6010B	07/21-07/26/05	5202020
		Dilution Factor: 1				Analysis Time..: 12:17	Analyst ID.....: 002260	
		Instrument ID..: I5						
Potassium						SD Lot-Sample #: A5G140104-002		
	1550 B,J,E	1600 B	ug/L	3.2	(0-20)	SW846 6010B	07/21-07/26/05	5202020
		Dilution Factor: 1				Analysis Time..: 12:17	Analyst ID.....: 002260	
		Instrument ID..: I5						
Silver						SD Lot-Sample #: A5G140104-002		
	ND	ND	ug/L	0	(0-20)	SW846 6010B	07/21-07/26/05	5202020
		Dilution Factor: 1				Analysis Time..: 12:17	Analyst ID.....: 002260	
		Instrument ID..: I5						

(Continued on next page)

SAMPLE DUPLICATE EVALUATION REPORT

Metals

Lot-Sample #...: A5G140104-000 **Work Order #...:** HFFL3-SMP HFFL3-DUP **Matrix.....:** WG

PARAM	RESULT	DUPLICATE RESULT	UNITS	RPD	RPD LIMIT	METHOD	PREPARATION-ANALYSIS DATE	PREP BATCH #
Sodium						SD Lot-Sample #: A5G140104-002		
	16700	17400	ug/L	4.3	(0-20)	SW846 6010B	07/21-07/26/05	5202020
		Dilution Factor: 1				Analysis Time..: 12:17	Analyst ID.....: 002260	
		Instrument ID..: I5						
Vanadium						SD Lot-Sample #: A5G140104-002		
	ND	ND	ug/L	0	(0-20)	SW846 6010B	07/21-07/26/05	5202020
		Dilution Factor: 1				Analysis Time..: 12:17	Analyst ID.....: 002260	
		Instrument ID..: I5						
Zinc						SD Lot-Sample #: A5G140104-002		
	ND	ND	ug/L	0	(0-20)	SW846 6010B	07/21-07/26/05	5202020
		Dilution Factor: 1				Analysis Time..: 12:17	Analyst ID.....: 002260	
		Instrument ID..: I5						
Mercury						SD Lot-Sample #: A5G140104-002		
	ND	ND	ug/L	0	(0-20)	SW846 7470A	07/21/05	5202020
		Dilution Factor: 1				Analysis Time..: 14:59	Analyst ID.....: 001086	
		Instrument ID..: H1						
Thallium						SD Lot-Sample #: A5G140104-002		
	ND	ND	ug/L	0	(0-20)	SW846 6020	07/21-07/25/05	5202020
		Dilution Factor: 1				Analysis Time..: 16:43	Analyst ID.....: 001619	
		Instrument ID..: I7						

NOTE(S):

Calculations are performed before rounding to avoid round-off errors in calculated results.

B Estimated result. Result is less than RL.

J Method blank contamination. The associated method blank contains the target analyte at a reportable level.

E Matrix interference.

GENERAL CHEMISTRY DATA

SpecPro Inc

Client Sample ID: FWGLL12MW-186C-0076-GW

General Chemistry

Lot-Sample #...: A5G140104-001 **Work Order #...:** HFFLQ **Matrix.....:** WG
Date Sampled...: 07/13/05 15:20 **Date Received..:** 07/14/05

PARAMETER	RESULT	RL	UNITS	METHOD	PREPARATION-ANALYSIS DATE	PREP BATCH #
Cyanide, Total	ND	0.010	mg/L	SW846 9012A	07/20/05	5201257
		Dilution Factor: 1				
Nitrate-Nitrite	ND	0.1	mg/L	MCAWW 353.2	07/20/05	5201272
		Dilution Factor: 1				
Nitrocellulose	ND	0.50	mg/L	MCAWW 353.2	07/26-07/28/05	5207471
		Dilution Factor: 1				

SpecPro Inc

Client Sample ID: FWGBKGMW-004C-0047-GW

General Chemistry

Lot-Sample #...: A5G140104-003 **Work Order #...:** HFFL4 **Matrix.....:** WG
Date Sampled...: 07/13/05 10:50 **Date Received..:** 07/14/05

PARAMETER	RESULT	RL	UNITS	METHOD	PREPARATION-ANALYSIS DATE	PREP BATCH #
Cyanide, Total	ND	0.010	mg/L	SW846 9012A	07/20/05	5201257
		Dilution Factor: 1				
Nitrocellulose	**0.17 B**	**0.50**	**mg/L**	**MCAWW 353.2**	**07/26-07/28/05**	**5207471**
		Dilution Factor: 1				

NOTE(S):

RL Reporting Limit

B Estimated result. Result is less than RL.

SpecPro Inc

Client Sample ID: FWGLL11MW-002C-0071-GW

General Chemistry

Lot-Sample #...: A5G140104-005 **Work Order #...:** HFFL6 **Matrix.....:** WG
Date Sampled...: 07/13/05 09:57 **Date Received..:** 07/14/05

PARAMETER	RESULT	RL	UNITS	METHOD	PREPARATION-ANALYSIS DATE	PREP BATCH #
Cyanide, Total	ND	0.010	mg/L	SW846 9012A	07/20/05	5201257
		Dilution Factor: 1				
Nitrocellulose	ND	0.50	mg/L	MCAWW 353.2	07/26-07/28/05	5207471
		Dilution Factor: 1				

SpecPro Inc

Client Sample ID: FWGLL4MW-198C-0069-GW

General Chemistry

Lot-Sample #...: A5G140104-007 **Work Order #...:** HFFMA **Matrix.....:** WG
Date Sampled...: 07/13/05 10:25 **Date Received..:** 07/14/05

PARAMETER	RESULT	RL	UNITS	METHOD	PREPARATION-ANALYSIS DATE	PREP BATCH #
Cyanide, Total	ND	0.010	mg/L	SW846 9012A	07/20/05	5201257
		Dilution Factor: 1				
Nitrocellulose	ND	0.50	mg/L	MCAWW 353.2	07/26-07/28/05	5207471
		Dilution Factor: 1				

SpecPro Inc

Client Sample ID: FWGLL11MW-007C-0072-GW

General Chemistry

Lot-Sample #...: A5G140104-009 **Work Order #...:** HFFMV **Matrix.....:** WG
Date Sampled...: 07/13/05 13:49 **Date Received..:** 07/14/05

PARAMETER	RESULT	RL	UNITS	METHOD	PREPARATION-ANALYSIS DATE	PREP BATCH #
Cyanide, Total	ND	0.010	mg/L	SW846 9012A	07/20/05	5201257
		Dilution Factor: 1				
Nitrocellulose	ND	0.50	mg/L	MCAWW 353.2	07/26-07/28/05	5207471
		Dilution Factor: 1				

SpecPro Inc

Client Sample ID: FWGBKGMW-008C-0050-GW

General Chemistry

Lot-Sample #...: A5G140104-011 **Work Order #...:** HFFNA **Matrix.....:** WG
Date Sampled...: 07/13/05 09:44 **Date Received..:** 07/14/05

PARAMETER	RESULT	RL	UNITS	METHOD	PREPARATION-ANALYSIS DATE	PREP BATCH #
Cyanide, Total	ND	0.010	mg/L	SW846 9012A	07/20/05	5201257
		Dilution Factor: 1				
Nitrocellulose	**0.12 B**	**0.50**	**mg/L**	**MCAWW 353.2**	**07/26-07/28/05**	**5207471**
		Dilution Factor: 1				

NOTE(S):

RL Reporting Limit

B Estimated result. Result is less than RL.

SpecPro Inc

Client Sample ID: FWGBKGMW-020C-0059-GW

General Chemistry

Lot-Sample #...: A5G140104-013 **Work Order #...:** HFFNM **Matrix.....:** WG
Date Sampled...: 07/13/05 15:17 **Date Received..:** 07/14/05

PARAMETER	RESULT	RL	UNITS	METHOD	PREPARATION-ANALYSIS DATE	PREP BATCH #
Cyanide, Total	ND	0.010	mg/L	SW846 9012A	07/20/05	5201257
	Dilution Factor: 1					
Nitrocellulose	**0.16 B**	**0.50**	**mg/L**	**MCAWW 353.2**	**07/26-07/28/05**	**5207471**
	Dilution Factor: 1					

NOTE(S):

RL Reporting Limit

B Estimated result. Result is less than RL.

SpecPro Inc

Client Sample ID: FWGBKGMW-021C-0060-GW

General Chemistry

Lot-Sample #...: A5G140104-015 **Work Order #...:** HFFNV **Matrix.....:** WG
Date Sampled...: 07/13/05 13:15 **Date Received..:** 07/14/05

PARAMETER	RESULT	RL	UNITS	METHOD	PREPARATION-ANALYSIS DATE	PREP BATCH #
Cyanide, Total	ND	0.010	mg/L	SW846 9012A	07/20/05	5201257
		Dilution Factor: 1				
Nitrocellulose	ND	0.50	mg/L	MCAWW 353.2	07/26-07/28/05	5207471
		Dilution Factor: 1				

SpecPro Inc

Client Sample ID: FWGLL4MW-199C-0089-GW

General Chemistry

Lot-Sample #...: A5G140104-017 **Work Order #...:** HFFNX **Matrix.....:** WG
Date Sampled...: 07/13/05 11:20 **Date Received..:** 07/14/05

PARAMETER	RESULT	RL	UNITS	METHOD	PREPARATION-ANALYSIS DATE	PREP BATCH #
Cyanide, Total	ND	0.010	mg/L	SW846 9012A	07/20/05	5201257
		Dilution Factor: 1				
Nitrocellulose	**0.20 B**	**0.50**	**mg/L**	**MCAWW 353.2**	**07/26-07/28/05**	**5207471**
		Dilution Factor: 1				

NOTE(S):

RL Reporting Limit

B Estimated result. Result is less than RL.

SpecPro Inc

Client Sample ID: FWGBKGMW-021C-0088-GW

General Chemistry

Lot-Sample #...: A5G140104-019 **Work Order #...:** HFFN2 **Matrix.....:** WG
Date Sampled...: 07/13/05 13:15 **Date Received..:** 07/14/05

PARAMETER	RESULT	RL	UNITS	METHOD	PREPARATION-ANALYSIS DATE	PREP BATCH #
Cyanide, Total	ND	0.010	mg/L	SW846 9012A	07/20/05	5201257
		Dilution Factor: 1				
Nitrocellulose	**0.17 B**	**0.50**	**mg/L**	**MCAWW 353.2**	**07/26-07/28/05**	**5207471**
		Dilution Factor: 1				

NOTE(S):

RL Reporting Limit

B Estimated result. Result is less than RL.

SpecPro Inc

Client Sample ID: FWGLL4MW-199C-0070-GW

General Chemistry

Lot-Sample #...: A5G140104-021 **Work Order #...:** HFFN6 **Matrix.....:** WG
Date Sampled...: 07/13/05 11:20 **Date Received..:** 07/14/05

PARAMETER	RESULT	RL	UNITS	METHOD	PREPARATION-ANALYSIS DATE	PREP BATCH #
Cyanide, Total	ND	0.010	mg/L	SW846 9012A	07/20/05	5201257
		Dilution Factor: 1				
Nitrocellulose	**0.12 B**	**0.50**	**mg/L**	**MCAWW 353.2**	**07/26-07/28/05**	**5207471**
		Dilution Factor: 1				

NOTE(S):

RL Reporting Limit

B Estimated result. Result is less than RL.

METHOD BLANK REPORT

General Chemistry

Client Lot #...: A5G140104 **Matrix.....:** WATER

PARAMETER	RESULT	REPORTING LIMIT	UNITS	METHOD	PREPARATION-ANALYSIS DATE	PREP BATCH #
Cyanide, Total		Work Order #: HFVNT1AA		MB Lot-Sample #:	A5G200000-257	
	ND	0.010	mg/L	SW846 9012A	07/20/05	5201257
		Dilution Factor: 1				
Nitrate-Nitrite		Work Order #: HFVQK1AA		MB Lot-Sample #:	A5G200000-272	
	ND	0.1	mg/L	MCAWW 353.2	07/20/05	5201272
		Dilution Factor: 1				
Nitrocellulose		Work Order #: HGAC91AA		MB Lot-Sample #:	G5G260000-471	
	ND	0.50	mg/L	MCAWW 353.2	07/26-07/28/05	5207471
		Dilution Factor: 1				

NOTE(S):

Calculations are performed before rounding to avoid round-off errors in calculated results.

LABORATORY CONTROL SAMPLE EVALUATION REPORT

General Chemistry

Client Lot #...: A5G140104 **Matrix.....:** WATER

PARAMETER	PERCENT RECOVERY	RECOVERY LIMITS	METHOD	PREPARATION-ANALYSIS DATE	PREP BATCH #
Cyanide, Total		Work Order #: HFVNT1AC	LCS Lot-Sample#: A5G200000-257		
	89	(69 - 118)	SW846 9012A	07/20/05	5201257
		Dilution Factor: 1			
Nitrate-Nitrite		Work Order #: HFVQK1AC	LCS Lot-Sample#: A5G200000-272		
	100	(79 - 117)	MCAWW 353.2	07/20/05	5201272
		Dilution Factor: 1			
Nitrocellulose		Work Order #: HGAC91AC	LCS Lot-Sample#: G5G260000-471		
	97	(56 - 111)	MCAWW 353.2	07/26-07/28/05	5207471
		Dilution Factor: 1			

NOTE(S):

Calculations are performed before rounding to avoid round-off errors in calculated results.

LABORATORY CONTROL SAMPLE DATA REPORT

General Chemistry

Client Lot #...: A5G140104 **Matrix.....:** WATER

PARAMETER	SPIKE AMOUNT	MEASURED AMOUNT	UNITS	PERCNT RECVRY	METHOD	PREPARATION-ANALYSIS DATE	PREP BATCH #
Cyanide, Total			Work Order #: HFVNT1AC		LCS Lot-Sample#: A5G200000-257		
	0.17	0.15	mg/L	89	SW846 9012A	07/20/05	5201257
			Dilution Factor: 1				
Nitrate-Nitrite			Work Order #: HFVQK1AC		LCS Lot-Sample#: A5G200000-272		
	2.2	2.2	mg/L	100	MCAWW 353.2	07/20/05	5201272
			Dilution Factor: 1				
Nitrocellulose			Work Order #: HGAC91AC		LCS Lot-Sample#: G5G260000-471		
	2.0	1.9	mg/L	97	MCAWW 353.2	07/26-07/28/05	5207471
			Dilution Factor: 1				

NOTE(S):

Calculations are performed before rounding to avoid round-off errors in calculated results.

MATRIX SPIKE SAMPLE EVALUATION REPORT

General Chemistry

Client Lot #...: A5G140104 **Matrix.....:** WATER
Date Sampled...: 07/11/05 **Date Received..:** 07/11/05

PARAMETER	PERCENT RECOVERY	RECOVERY LIMITS	RPD	RPD LIMITS	METHOD	PREPARATION-ANALYSIS DATE	PREP BATCH #
Cyanide, Total		WO#: HFQ5L1AC-MS/HFQ5L1AD-MSD				MS Lot-Sample #: A5G190176-001	
	94	(42 - 140)			SW846 9012A	07/20/05	5201257
	90	(42 - 140)	4.3	(0-20)	SW846 9012A	07/20/05	5201257
		Dilution Factor: 1					
Nitrate-Nitrite		WO#: HFAL71AC-MS/HFAL71AD-MSD				MS Lot-Sample #: A5G120271-005	
	91	(34 - 125)			MCAWW 353.2	07/20/05	5201272
	99	(34 - 125)	2.5	(0-20)	MCAWW 353.2	07/20/05	5201272
		Dilution Factor: 1					

NOTE(S):

Calculations are performed before rounding to avoid round-off errors in calculated results.

MATRIX SPIKE SAMPLE DATA REPORT

General Chemistry

Client Lot #...: A5G140104 **Matrix.....:** WATER
Date Sampled...: 07/11/05 **Date Received..:** 07/11/05

PARAMETER	SAMPLE AMOUNT	SPIKE AMT	MEASRD AMOUNT	UNITS	PERCNT RECVRY	RPD	METHOD	PREPARATION-ANALYSIS DATE	PREP BATCH #
Cyanide, Total			WO#: HFQ5L1AC-MS/HFQ5L1AD-MSD				MS Lot-Sample #: A5G190176-001		
	ND	0.040	0.038	mg/L	94		SW846 9012A	07/20/05	5201257
	ND	0.040	0.036	mg/L	90	4.3	SW846 9012A	07/20/05	5201257
			Dilution Factor: 1						
Nitrate-Nitrite			WO#: HFAL71AC-MS/HFAL71AD-MSD				MS Lot-Sample #: A5G120271-005		
	1.1	0.5	1.5	mg/L	91		MCAWW 353.2	07/20/05	5201272
	1.1	0.5	1.6	mg/L	99	2.5	MCAWW 353.2	07/20/05	5201272
			Dilution Factor: 1						

NOTE(S):

Calculations are performed before rounding to avoid round-off errors in calculated results.

MATRIX SPIKE SAMPLE EVALUATION REPORT

General Chemistry

Client Lot #...: A5G140104 **Matrix.....:** WG
Date Sampled...: 07/13/05 13:15 **Date Received..:** 07/14/05

PARAMETER	PERCENT RECOVERY	RECOVERY LIMITS	RPD	RPD LIMITS	METHOD	PREPARATION-ANALYSIS DATE	PREP BATCH #
Nitrocellulose		WO#: HFFNV1AK-MS/HFFNV1AL-MSD				MS Lot-Sample #: A5G140104-015	
	89	(56 - 111)			MCAWW 353.2	07/26-07/28/05	5207471
	94	(56 - 111)	5.1	(0-15)	MCAWW 353.2	07/26-07/28/05	5207471
		Dilution Factor: 1					

NOTE(S):

Calculations are performed before rounding to avoid round-off errors in calculated results.

MATRIX SPIKE SAMPLE DATA REPORT

General Chemistry

Client Lot #...: A5G140104 **Matrix.....:** WG
Date Sampled...: 07/13/05 13:15 **Date Received..:** 07/14/05

PARAMETER	SAMPLE AMOUNT	SPIKE AMT	MEASRD AMOUNT	UNITS	PERCNT RECVRY	RPD	METHOD	PREPARATION-ANALYSIS DATE	PREP BATCH #
Nitrocellulose			WO#: HFFNV1AK-MS/HFFNV1AL-MSD				MS Lot-Sample #: A5G140104-015		
	ND	2.0	1.9	mg/L	89		MCAWW 353.2	07/26-07/28/05	5207471
	ND	2.0	2.0	mg/L	94	5.1	MCAWW 353.2	07/26-07/28/05	5207471

Dilution Factor: 1

NOTE(S):

Calculations are performed before rounding to avoid round-off errors in calculated results.

STL WEST SACRAMENTO DATA

SpecPro Inc

Client Sample ID: FWGLL12MW-186C-0076-GW

Trace Level Organic Compounds

Lot-Sample #...: A5G140104-001 **Work Order #...:** HFFLQ1AK **Matrix.....:** WG
Date Sampled...: 07/13/05 15:20 **Date Received..:** 07/14/05
Prep Date.....: 07/25/05 **Analysis Date..:** 07/27/05
Prep Batch #...: 5206590
Dilution Factor: 1

PARAMETER	RESULT	DETECTION LIMIT	UNITS	METHOD
Nitroguanidine	ND	20	ug/L	NONE UV/HPLC per

SpecPro Inc

Client Sample ID: FWGLL12MW-186C-0076-GW

HPLC

Lot-Sample #...: A5G140104-001 **Work Order #...:** HFFLQ1AH **Matrix.....:** WG
Date Sampled...: 07/13/05 15:20 **Date Received..:** 07/14/05
Prep Date.....: 07/20/05 **Analysis Date..:** 08/03/05
Prep Batch #...: 5201511
Dilution Factor: 1 **Method.....:** SW846 8330

PARAMETER	RESULT	REPORTING LIMIT	UNITS
2-Amino-4,6-dinitrotoluene	ND	0.10	ug/L
4-Amino-2,6-dinitrotoluene	ND	0.10	ug/L
1,3-Dinitrobenzene	ND	0.10	ug/L
2,4-Dinitrotoluene	ND	0.10	ug/L
2,6-Dinitrotoluene	ND	0.10	ug/L
HMX	ND	0.10	ug/L
Nitrobenzene	ND	0.10	ug/L
2-Nitrotoluene	ND	0.50	ug/L
3-Nitrotoluene	ND	0.50	ug/L
4-Nitrotoluene	ND	0.50	ug/L
RDX	ND	0.10	ug/L
Tetryl	ND	0.10	ug/L
1,3,5-Trinitrobenzene	ND	0.10	ug/L
2,4,6-Trinitrotoluene	ND	0.10	ug/L

SURROGATE	PERCENT RECOVERY	RECOVERY LIMITS
3,4-Dinitrotoluene	105	(84 - 125)

SpecPro Inc

Client Sample ID: FWGLL12MW-186C-0076-GW

General Chemistry

Lot-Sample #...: A5G140104-001 **Work Order #...:** HFFLQ **Matrix.....:** WG
Date Sampled...: 07/13/05 15:20 **Date Received..:** 07/14/05

PARAMETER	RESULT	RL	UNITS	METHOD	PREPARATION-ANALYSIS DATE	PREP BATCH #
Cyanide, Total	ND	0.010	mg/L	SW846 9012A	07/20/05	5201257
		Dilution Factor: 1				
Nitrate-Nitrite	ND	0.1	mg/L	MCAWW 353.2	07/20/05	5201272
		Dilution Factor: 1				
Nitrocellulose	ND	0.50	mg/L	MCAWW 353.2	07/26-07/28/05	5207471
		Dilution Factor: 1				

SpecPro Inc

Client Sample ID: FWGBKGMW-004C-0047-GW

Trace Level Organic Compounds

Lot-Sample #...: A5G140104-003 **Work Order #...:** HFFL41AJ **Matrix.....:** WG
Date Sampled...: 07/13/05 10:50 **Date Received..:** 07/14/05
Prep Date.....: 07/25/05 **Analysis Date..:** 07/27/05
Prep Batch #...: 5206590
Dilution Factor: 1

PARAMETER	RESULT	DETECTION LIMIT	UNITS	METHOD
Nitroguanidine	ND	20	ug/L	NONE UV/HPLC per

SpecPro Inc

Client Sample ID: FWGBKGMW-004C-0047-GW

HPLC

Lot-Sample #...: A5G140104-003 **Work Order #...:** HFFL41AG **Matrix.....:** WG
Date Sampled...: 07/13/05 10:50 **Date Received..:** 07/14/05
Prep Date.....: 07/20/05 **Analysis Date..:** 08/03/05
Prep Batch #...: 5201511
Dilution Factor: 1 **Method.....:** SW846 8330

PARAMETER	RESULT	REPORTING LIMIT	UNITS
2-Amino-4,6-dinitrotoluene	ND	0.10	ug/L
4-Amino-2,6-dinitrotoluene	ND	0.10	ug/L
1,3-Dinitrobenzene	ND	0.10	ug/L
2,4-Dinitrotoluene	ND	0.10	ug/L
2,6-Dinitrotoluene	ND	0.10	ug/L
HMX	ND	0.10	ug/L
Nitrobenzene	ND	0.10	ug/L
2-Nitrotoluene	ND	0.50	ug/L
3-Nitrotoluene	ND	0.50	ug/L
4-Nitrotoluene	ND	0.50	ug/L
RDX	ND	0.10	ug/L
Tetryl	ND	0.10	ug/L
1,3,5-Trinitrobenzene	ND	0.10	ug/L
2,4,6-Trinitrotoluene	ND	0.10	ug/L

SURROGATE	PERCENT RECOVERY	RECOVERY LIMITS
3,4-Dinitrotoluene	107	(84 - 125)

SpecPro Inc

Client Sample ID: FWGBKGMW-004C-0047-GW

General Chemistry

Lot-Sample #...: A5G140104-003 **Work Order #...:** HFFL4 **Matrix.....:** WG
Date Sampled...: 07/13/05 10:50 **Date Received..:** 07/14/05

PARAMETER	RESULT	RL	UNITS	METHOD	PREPARATION-ANALYSIS DATE	PREP BATCH #
Cyanide, Total	ND	0.010	mg/L	SW846 9012A	07/20/05	5201257
		Dilution Factor: 1				
Nitrocellulose	**0.17 B**	**0.50**	**mg/L**	**MCAWW 353.2**	**07/26-07/28/05**	**5207471**
		Dilution Factor: 1				

NOTE(S):

RL Reporting Limit

B Estimated result. Result is less than RL.

SpecPro Inc

Client Sample ID: FWGLL11MW-002C-0071-GW

Trace Level Organic Compounds

Lot-Sample #...: A5G140104-005 **Work Order #...:** HFFL61AJ **Matrix.....:** WG
Date Sampled...: 07/13/05 09:57 **Date Received..:** 07/14/05
Prep Date.....: 07/25/05 **Analysis Date..:** 07/27/05
Prep Batch #...: 5206590
Dilution Factor: 1

PARAMETER	RESULT	DETECTION LIMIT	UNITS	METHOD
Nitroguanidine	ND	20	ug/L	NONE UV/HPLC per

SpecPro Inc

Client Sample ID: FWGLL11MW-002C-0071-GW

HPLC

Lot-Sample #...: A5G140104-005 **Work Order #...:** HFFL61AG **Matrix.....:** WG
Date Sampled...: 07/13/05 09:57 **Date Received..:** 07/14/05
Prep Date.....: 07/20/05 **Analysis Date..:** 08/03/05
Prep Batch #...: 5201511
Dilution Factor: 1 **Method.....:** SW846 8330

PARAMETER	RESULT	REPORTING LIMIT	UNITS
2-Amino-4,6-dinitrotoluene	ND	0.10	ug/L
4-Amino-2,6-dinitrotoluene	ND	0.10	ug/L
1,3-Dinitrobenzene	ND	0.10	ug/L
2,4-Dinitrotoluene	ND	0.10	ug/L
2,6-Dinitrotoluene	ND	0.10	ug/L
HMX	ND	0.10	ug/L
Nitrobenzene	ND	0.10	ug/L
2-Nitrotoluene	ND	0.50	ug/L
3-Nitrotoluene	ND	0.50	ug/L
4-Nitrotoluene	ND	0.50	ug/L
RDX	ND	0.10	ug/L
Tetryl	ND	0.10	ug/L
1,3,5-Trinitrobenzene	ND	0.10	ug/L
2,4,6-Trinitrotoluene	ND	0.10	ug/L

SURROGATE	PERCENT RECOVERY	RECOVERY LIMITS
3,4-Dinitrotoluene	101	(84 - 125)

SpecPro Inc

Client Sample ID: FWGLL11MW-002C-0071-GW

General Chemistry

Lot-Sample #...: A5G140104-005 **Work Order #...:** HFFL6 **Matrix.....:** WG
Date Sampled...: 07/13/05 09:57 **Date Received..:** 07/14/05

PARAMETER	RESULT	RL	UNITS	METHOD	PREPARATION-ANALYSIS DATE	PREP BATCH #
Cyanide, Total	ND	0.010	mg/L	SW846 9012A	07/20/05	5201257
	Dilution Factor: 1					
Nitrocellulose	ND	0.50	mg/L	MCAWW 353.2	07/26-07/28/05	5207471
	Dilution Factor: 1					

SpecPro Inc

Client Sample ID: FWGLL4MW-198C-0069-GW

Trace Level Organic Compounds

Lot-Sample #...: A5G140104-007 **Work Order #...:** HFFMA1AJ **Matrix.....:** WG
Date Sampled...: 07/13/05 10:25 **Date Received..:** 07/14/05
Prep Date.....: 07/25/05 **Analysis Date..:** 07/27/05
Prep Batch #...: 5206590
Dilution Factor: 1

PARAMETER	RESULT	DETECTION LIMIT	UNITS	METHOD
Nitroguanidine	ND	20	ug/L	NONE UV/HPLC per

SpecPro Inc

Client Sample ID: FWGLL4MW-198C-0069-GW

HPLC

Lot-Sample #...: A5G140104-007 **Work Order #...:** HFFMA1AG **Matrix.....:** WG
Date Sampled...: 07/13/05 10:25 **Date Received..:** 07/14/05
Prep Date.....: 07/20/05 **Analysis Date..:** 08/03/05
Prep Batch #...: 5201511
Dilution Factor: 1 **Method.....:** SW846 8330

PARAMETER	RESULT	REPORTING LIMIT	UNITS
2-Amino-4,6-dinitrotoluene	ND	0.10	ug/L
4-Amino-2,6-dinitrotoluene	ND	0.10	ug/L
1,3-Dinitrobenzene	ND	0.10	ug/L
2,4-Dinitrotoluene	ND	0.10	ug/L
2,6-Dinitrotoluene	ND	0.10	ug/L
HMX	ND	0.10	ug/L
Nitrobenzene	ND	0.10	ug/L
2-Nitrotoluene	ND	0.50	ug/L
3-Nitrotoluene	ND	0.50	ug/L
4-Nitrotoluene	ND	0.50	ug/L
RDX	ND	0.10	ug/L
Tetryl	ND	0.10	ug/L
1,3,5-Trinitrobenzene	ND	0.10	ug/L
2,4,6-Trinitrotoluene	ND	0.10	ug/L

SURROGATE	PERCENT RECOVERY	RECOVERY LIMITS
3,4-Dinitrotoluene	106	(84 - 125)

SpecPro Inc

Client Sample ID: FWGLL4MW-198C-0069-GW

General Chemistry

Lot-Sample #...: A5G140104-007 **Work Order #...:** HFFMA **Matrix.....:** WG
Date Sampled...: 07/13/05 10:25 **Date Received..:** 07/14/05

PARAMETER	RESULT	RL	UNITS	METHOD	PREPARATION-ANALYSIS DATE	PREP BATCH #
Cyanide, Total	ND	0.010	mg/L	SW846 9012A	07/20/05	5201257
		Dilution Factor: 1				
Nitrocellulose	ND	0.50	mg/L	MCAWW 353.2	07/26-07/28/05	5207471
		Dilution Factor: 1				

SpecPro Inc

Client Sample ID: FWGLL11MW-007C-0072-GW

Trace Level Organic Compounds

Lot-Sample #...: A5G140104-009 **Work Order #...:** HFFMV1AJ **Matrix.....:** WG
Date Sampled...: 07/13/05 13:49 **Date Received..:** 07/14/05
Prep Date.....: 07/25/05 **Analysis Date..:** 07/27/05
Prep Batch #...: 5206590
Dilution Factor: 1

PARAMETER	RESULT	DETECTION LIMIT	UNITS	METHOD
Nitroguanidine	ND	20	ug/L	NONE UV/HPLC per

SpecPro Inc

Client Sample ID: FWGLL11MW-007C-0072-GW

HPLC

Lot-Sample #...: A5G140104-009 **Work Order #...:** HFFMV1AG **Matrix.....:** WG
Date Sampled...: 07/13/05 13:49 **Date Received..:** 07/14/05
Prep Date.....: 07/20/05 **Analysis Date..:** 08/03/05
Prep Batch #...: 5201511
Dilution Factor: 1 **Method.....:** SW846 8330

PARAMETER	RESULT	REPORTING LIMIT	UNITS
2-Amino-4,6-dinitrotoluene	ND	0.10	ug/L
4-Amino-2,6-dinitrotoluene	ND	0.10	ug/L
1,3-Dinitrobenzene	ND	0.10	ug/L
2,4-Dinitrotoluene	ND	0.10	ug/L
2,6-Dinitrotoluene	ND	0.10	ug/L
HMX	ND	0.10	ug/L
Nitrobenzene	ND	0.10	ug/L
2-Nitrotoluene	ND	0.50	ug/L
3-Nitrotoluene	ND	0.50	ug/L
4-Nitrotoluene	ND	0.50	ug/L
RDX	ND	0.10	ug/L
Tetryl	ND	0.10	ug/L
1,3,5-Trinitrobenzene	ND	0.10	ug/L
2,4,6-Trinitrotoluene	ND	0.10	ug/L

SURROGATE	PERCENT RECOVERY	RECOVERY LIMITS
3,4-Dinitrotoluene	106	(84 - 125)

SpecPro Inc

Client Sample ID: FWGLL11MW-007C-0072-GW

General Chemistry

Lot-Sample #...: A5G140104-009 **Work Order #...:** HFFMV **Matrix.....:** WG
Date Sampled...: 07/13/05 13:49 **Date Received..:** 07/14/05

PARAMETER	RESULT	RL	UNITS	METHOD	PREPARATION-ANALYSIS DATE	PREP BATCH #
Cyanide, Total	ND	0.010	mg/L	SW846 9012A	07/20/05	5201257
		Dilution Factor: 1				
Nitrocellulose	ND	0.50	mg/L	MCAWW 353.2	07/26-07/28/05	5207471
		Dilution Factor: 1				

SpecPro Inc

Client Sample ID: FWGBKGMW-008C-0050-GW

Trace Level Organic Compounds

Lot-Sample #...: A5G140104-011 **Work Order #...:** HFFNA1AJ **Matrix.....:** WG
Date Sampled...: 07/13/05 09:44 **Date Received..:** 07/14/05
Prep Date.....: 07/25/05 **Analysis Date..:** 07/27/05
Prep Batch #...: 5206590
Dilution Factor: 1

PARAMETER	RESULT	DETECTION LIMIT	UNITS	METHOD
Nitroguanidine	ND	20	ug/L	NONE UV/HPLC per

SpecPro Inc

Client Sample ID: FWGBKGMW-008C-0050-GW

HPLC

Lot-Sample #...: A5G140104-011 **Work Order #...:** HFFNA1AG **Matrix.....:** WG
Date Sampled...: 07/13/05 09:44 **Date Received..:** 07/14/05
Prep Date.....: 07/20/05 **Analysis Date..:** 08/03/05
Prep Batch #...: 5201511
Dilution Factor: 1 **Method.....:** SW846 8330

PARAMETER	RESULT	REPORTING LIMIT	UNITS
2-Amino-4,6-dinitrotoluene	ND	0.10	ug/L
4-Amino-2,6-dinitrotoluene	ND	0.10	ug/L
1,3-Dinitrobenzene	ND	0.10	ug/L
2,4-Dinitrotoluene	ND	0.10	ug/L
2,6-Dinitrotoluene	ND	0.10	ug/L
HMX	ND	0.10	ug/L
Nitrobenzene	ND	0.10	ug/L
2-Nitrotoluene	ND	0.50	ug/L
3-Nitrotoluene	ND	0.50	ug/L
4-Nitrotoluene	ND	0.50	ug/L
RDX	ND	0.10	ug/L
Tetryl	ND	0.10	ug/L
1,3,5-Trinitrobenzene	ND	0.10	ug/L
2,4,6-Trinitrotoluene	ND	0.10	ug/L

SURROGATE	PERCENT RECOVERY	RECOVERY LIMITS
3,4-Dinitrotoluene	103	(84 - 125)

SpecPro Inc

Client Sample ID: FWGBKGMW-008C-0050-GW

General Chemistry

Lot-Sample #...: A5G140104-011 **Work Order #...:** HFFNA **Matrix.....:** WG
Date Sampled...: 07/13/05 09:44 **Date Received..:** 07/14/05

PARAMETER	RESULT	RL	UNITS	METHOD	PREPARATION-ANALYSIS DATE	PREP BATCH #
Cyanide, Total	ND	0.010	mg/L	SW846 9012A	07/20/05	5201257
		Dilution Factor: 1				
Nitrocellulose	**0.12 B**	**0.50**	**mg/L**	**MCAWW 353.2**	**07/26-07/28/05**	**5207471**
		Dilution Factor: 1				

NOTE(S):

RL Reporting Limit

B Estimated result. Result is less than RL.

SpecPro Inc

Client Sample ID: FWGBKGMW-020C-0059-GW

Trace Level Organic Compounds

Lot-Sample #...: A5G140104-013 **Work Order #...:** HFFNM1AJ **Matrix.....:** WG
Date Sampled...: 07/13/05 15:17 **Date Received..:** 07/14/05
Prep Date.....: 07/25/05 **Analysis Date..:** 07/27/05
Prep Batch #...: 5206590
Dilution Factor: 1

PARAMETER	RESULT	DETECTION LIMIT	UNITS	METHOD
Nitroguanidine	ND	20	ug/L	NONE UV/HPLC per

SpecPro Inc

Client Sample ID: FWGBKGMW-020C-0059-GW

HPLC

Lot-Sample #...: A5G140104-013 **Work Order #...:** HFFNM1AG **Matrix.....:** WG
Date Sampled...: 07/13/05 15:17 **Date Received..:** 07/14/05
Prep Date.....: 07/20/05 **Analysis Date..:** 08/04/05
Prep Batch #...: 5201511
Dilution Factor: 1 **Method.....:** SW846 8330

PARAMETER	RESULT	REPORTING LIMIT	UNITS
2-Amino-4,6-dinitrotoluene	ND	0.10	ug/L
4-Amino-2,6-dinitrotoluene	ND	0.10	ug/L
1,3-Dinitrobenzene	ND	0.10	ug/L
2,4-Dinitrotoluene	ND	0.10	ug/L
2,6-Dinitrotoluene	ND	0.10	ug/L
HMX	ND	0.10	ug/L
Nitrobenzene	ND	0.10	ug/L
2-Nitrotoluene	ND	0.50	ug/L
3-Nitrotoluene	ND	0.50	ug/L
4-Nitrotoluene	ND	0.50	ug/L
RDX	ND	0.10	ug/L
Tetryl	ND	0.10	ug/L
1,3,5-Trinitrobenzene	ND	0.10	ug/L
2,4,6-Trinitrotoluene	ND	0.10	ug/L

SURROGATE	PERCENT RECOVERY	RECOVERY LIMITS
3,4-Dinitrotoluene	105	(84 - 125)

SpecPro Inc

Client Sample ID: FWGBKGMW-020C-0059-GW

General Chemistry

Lot-Sample #...: A5G140104-013 **Work Order #...:** HFFNM **Matrix.....:** WG
Date Sampled...: 07/13/05 15:17 **Date Received..:** 07/14/05

PARAMETER	RESULT	RL	UNITS	METHOD	PREPARATION-ANALYSIS DATE	PREP BATCH #
Cyanide, Total	ND	0.010	mg/L	SW846 9012A	07/20/05	5201257
		Dilution Factor: 1				
Nitrocellulose	**0.16 B**	**0.50**	**mg/L**	**MCAWW 353.2**	**07/26-07/28/05**	**5207471**
		Dilution Factor: 1				

NOTE(S):

RL Reporting Limit

B Estimated result. Result is less than RL.

SpecPro Inc

Client Sample ID: FWGBKGMW-021C-0060-GW

Trace Level Organic Compounds

Lot-Sample #...: A5G140104-015 **Work Order #...:** HFFNV1AJ **Matrix.....:** WG
Date Sampled...: 07/13/05 13:15 **Date Received..:** 07/14/05
Prep Date.....: 07/25/05 **Analysis Date..:** 07/27/05
Prep Batch #...: 5206590
Dilution Factor: 1

PARAMETER	RESULT	DETECTION LIMIT	UNITS	METHOD
Nitroguanidine	ND	20	ug/L	NONE UV/HPLC per

SpecPro Inc

Client Sample ID: FWGBKGMW-021C-0060-GW

HPLC

Lot-Sample #...: A5G140104-015 **Work Order #...:** HFFNV1AG **Matrix.....:** WG
Date Sampled...: 07/13/05 13:15 **Date Received..:** 07/14/05
Prep Date.....: 07/20/05 **Analysis Date..:** 08/04/05
Prep Batch #...: 5201511
Dilution Factor: 1 **Method.....:** SW846 8330

PARAMETER	RESULT	REPORTING LIMIT	UNITS
2-Amino-4,6-dinitrotoluene	ND	0.10	ug/L
4-Amino-2,6-dinitrotoluene	ND	0.10	ug/L
1,3-Dinitrobenzene	ND	0.10	ug/L
2,4-Dinitrotoluene	ND	0.10	ug/L
2,6-Dinitrotoluene	ND	0.10	ug/L
HMX	ND	0.10	ug/L
Nitrobenzene	ND	0.10	ug/L
2-Nitrotoluene	ND	0.50	ug/L
3-Nitrotoluene	ND	0.50	ug/L
4-Nitrotoluene	ND	0.50	ug/L
RDX	ND	0.10	ug/L
Tetryl	ND	0.10	ug/L
1,3,5-Trinitrobenzene	ND	0.10	ug/L
2,4,6-Trinitrotoluene	ND	0.10	ug/L

SURROGATE	PERCENT RECOVERY	RECOVERY LIMITS
3,4-Dinitrotoluene	105	(84 - 125)

SpecPro Inc

Client Sample ID: FWGBKGMW-021C-0060-GW

General Chemistry

Lot-Sample #...: A5G140104-015 **Work Order #...:** HFFNV **Matrix.....:** WG
Date Sampled...: 07/13/05 13:15 **Date Received..:** 07/14/05

PARAMETER	RESULT	RL	UNITS	METHOD	PREPARATION-ANALYSIS DATE	PREP BATCH #
Cyanide, Total	ND	0.010	mg/L	SW846 9012A	07/20/05	5201257
		Dilution Factor: 1				
Nitrocellulose	ND	0.50	mg/L	MCAWW 353.2	07/26-07/28/05	5207471
		Dilution Factor: 1				

SpecPro Inc

Client Sample ID: FWGLL4MW-199C-0089-GW

Trace Level Organic Compounds

Lot-Sample #...: A5G140104-017 **Work Order #...:** HFFNX1AJ **Matrix.....:** WG
Date Sampled...: 07/13/05 11:20 **Date Received..:** 07/14/05
Prep Date.....: 07/25/05 **Analysis Date..:** 07/27/05
Prep Batch #...: 5206590
Dilution Factor: 1

PARAMETER	RESULT	DETECTION LIMIT	UNITS	METHOD
Nitroguanidine	ND	20	ug/L	NONE UV/HPLC per

SpecPro Inc

Client Sample ID: FWGLL4MW-199C-0089-GW

HPLC

Lot-Sample #...: A5G140104-017 **Work Order #...:** HFFNX1AG **Matrix.....:** WG
Date Sampled...: 07/13/05 11:20 **Date Received..:** 07/14/05
Prep Date.....: 07/20/05 **Analysis Date..:** 08/04/05
Prep Batch #...: 5201511
Dilution Factor: 1 **Method.....:** SW846 8330

PARAMETER	RESULT	REPORTING LIMIT	UNITS
2-Amino-4,6-dinitrotoluene	ND	0.10	ug/L
4-Amino-2,6-dinitrotoluene	ND	0.10	ug/L
1,3-Dinitrobenzene	ND	0.10	ug/L
2,4-Dinitrotoluene	ND	0.10	ug/L
2,6-Dinitrotoluene	ND	0.10	ug/L
HMX	ND	0.10	ug/L
Nitrobenzene	ND	0.10	ug/L
2-Nitrotoluene	ND	0.50	ug/L
3-Nitrotoluene	ND	0.50	ug/L
4-Nitrotoluene	ND	0.50	ug/L
RDX	ND	0.10	ug/L
Tetryl	ND	0.10	ug/L
1,3,5-Trinitrobenzene	ND	0.10	ug/L
2,4,6-Trinitrotoluene	ND	0.10	ug/L

SURROGATE	PERCENT RECOVERY	RECOVERY LIMITS
3,4-Dinitrotoluene	103	(84 - 125)

SpecPro Inc

Client Sample ID: FWGLL4MW-199C-0089-GW

General Chemistry

Lot-Sample #...: A5G140104-017 **Work Order #...:** HFFNX **Matrix.....:** WG
Date Sampled...: 07/13/05 11:20 **Date Received..:** 07/14/05

PARAMETER	RESULT	RL	UNITS	METHOD	PREPARATION-ANALYSIS DATE	PREP BATCH #
Cyanide, Total	ND	0.010	mg/L	SW846 9012A	07/20/05	5201257
		Dilution Factor: 1				
Nitrocellulose	**0.20 B**	**0.50**	**mg/L**	**MCAWW 353.2**	**07/26-07/28/05**	**5207471**
		Dilution Factor: 1				

NOTE(S):

RL Reporting Limit

B Estimated result. Result is less than RL.

SpecPro Inc

Client Sample ID: FWGBKGMW-021C-0088-GW

Trace Level Organic Compounds

Lot-Sample #...: A5G140104-019 **Work Order #...:** HFFN21AJ **Matrix.....:** WG
Date Sampled...: 07/13/05 13:15 **Date Received..:** 07/14/05
Prep Date.....: 07/25/05 **Analysis Date..:** 07/28/05
Prep Batch #...: 5206590
Dilution Factor: 1

PARAMETER	RESULT	DETECTION LIMIT	UNITS	METHOD
Nitroguanidine	ND	20	ug/L	NONE UV/HPLC per

SpecPro Inc

Client Sample ID: FWGBKGMW-021C-0088-GW

HPLC

Lot-Sample #...: A5G140104-019 **Work Order #...:** HFFN21AG **Matrix.....:** WG
Date Sampled...: 07/13/05 13:15 **Date Received..:** 07/14/05
Prep Date.....: 07/20/05 **Analysis Date..:** 08/04/05
Prep Batch #...: 5201511
Dilution Factor: 1 **Method.....:** SW846 8330

PARAMETER	RESULT	REPORTING LIMIT	UNITS
2-Amino-4,6-dinitrotoluene	ND	0.10	ug/L
4-Amino-2,6-dinitrotoluene	ND	0.10	ug/L
1,3-Dinitrobenzene	ND	0.10	ug/L
2,4-Dinitrotoluene	ND	0.10	ug/L
2,6-Dinitrotoluene	ND	0.10	ug/L
HMX	ND	0.10	ug/L
Nitrobenzene	ND	0.10	ug/L
2-Nitrotoluene	ND	0.50	ug/L
3-Nitrotoluene	ND	0.50	ug/L
4-Nitrotoluene	ND	0.50	ug/L
RDX	ND	0.10	ug/L
Tetryl	ND	0.10	ug/L
1,3,5-Trinitrobenzene	ND	0.10	ug/L
2,4,6-Trinitrotoluene	ND	0.10	ug/L

SURROGATE	PERCENT RECOVERY	RECOVERY LIMITS
3,4-Dinitrotoluene	105	(84 - 125)

SpecPro Inc

Client Sample ID: FWGBKGMW-021C-0088-GW

General Chemistry

Lot-Sample #...: A5G140104-019 **Work Order #...:** HFFN2 **Matrix.....:** WG
Date Sampled...: 07/13/05 13:15 **Date Received..:** 07/14/05

PARAMETER	RESULT	RL	UNITS	METHOD	PREPARATION-ANALYSIS DATE	PREP BATCH #
Cyanide, Total	ND	0.010	mg/L	SW846 9012A	07/20/05	5201257
		Dilution Factor: 1				
Nitrocellulose	**0.17 B**	**0.50**	**mg/L**	**MCAWW 353.2**	**07/26-07/28/05**	**5207471**
		Dilution Factor: 1				

NOTE(S):

RL Reporting Limit

B Estimated result. Result is less than RL.

SpecPro Inc

Client Sample ID: FWGLL4MW-199C-0070-GW

Trace Level Organic Compounds

Lot-Sample #...: A5G140104-021 **Work Order #...:** HFFN61AJ **Matrix.....:** WG
Date Sampled...: 07/13/05 11:20 **Date Received..:** 07/14/05
Prep Date.....: 07/25/05 **Analysis Date..:** 07/28/05
Prep Batch #...: 5206590
Dilution Factor: 1

PARAMETER	RESULT	DETECTION LIMIT	UNITS	METHOD
Nitroguanidine	ND	20	ug/L	NONE UV/HPLC per

SpecPro Inc

Client Sample ID: FWGLL4MW-199C-0070-GW

HPLC

Lot-Sample #...: A5G140104-021 **Work Order #...:** HFFN61AG **Matrix.....:** WG
Date Sampled...: 07/13/05 11:20 **Date Received..:** 07/14/05
Prep Date.....: 07/20/05 **Analysis Date..:** 08/04/05
Prep Batch #...: 5201511
Dilution Factor: 1 **Method.....:** SW846 8330

PARAMETER	RESULT	REPORTING LIMIT	UNITS
2-Amino-4,6-dinitrotoluene	ND	0.10	ug/L
4-Amino-2,6-dinitrotoluene	ND	0.10	ug/L
1,3-Dinitrobenzene	ND	0.10	ug/L
2,4-Dinitrotoluene	ND	0.10	ug/L
2,6-Dinitrotoluene	ND	0.10	ug/L
HMX	ND	0.10	ug/L
Nitrobenzene	ND	0.10	ug/L
2-Nitrotoluene	ND	0.50	ug/L
3-Nitrotoluene	ND	0.50	ug/L
4-Nitrotoluene	ND	0.50	ug/L
RDX	ND	0.10	ug/L
Tetryl	ND	0.10	ug/L
1,3,5-Trinitrobenzene	ND	0.10	ug/L
2,4,6-Trinitrotoluene	ND	0.10	ug/L

SURROGATE	PERCENT RECOVERY	RECOVERY LIMITS
3,4-Dinitrotoluene	107	(84 - 125)

SpecPro Inc

Client Sample ID: FWGLL4MW-199C-0070-GW

General Chemistry

Lot-Sample #...: A5G140104-021 **Work Order #...:** HFFN6 **Matrix.....:** WG
Date Sampled...: 07/13/05 11:20 **Date Received..:** 07/14/05

PARAMETER	RESULT	RL	UNITS	METHOD	PREPARATION-ANALYSIS DATE	PREP BATCH #
Cyanide, Total	ND	0.010	mg/L	SW846 9012A	07/20/05	5201257
		Dilution Factor: 1				
Nitrocellulose	**0.12 B**	**0.50**	**mg/L**	**MCAWW 353.2**	**07/26-07/28/05**	**5207471**
		Dilution Factor: 1				

NOTE(S):

RL Reporting Limit

B Estimated result. Result is less than RL.

METHOD BLANK REPORT

Trace Level Organic Compounds

Client Lot #...: A5G140104 **Work Order #...:** HF8A51AA **Matrix.....:** WATER
MB Lot-Sample #: G5G250000-590
Prep Date.....: 07/25/05
Analysis Date..: 07/27/05 **Prep Batch #...:** 5206590
Dilution Factor: 1

PARAMETER	RESULT	DETECTION LIMIT	UNITS	METHOD
Nitroguanidine	ND	20	ug/L	NONE UV/HPLC per

NOTE(S):

Calculations are performed before rounding to avoid round-off errors in calculated results.

METHOD BLANK REPORT

HPLC

Client Lot #...: A5G140104 **Work Order #...:** HFW6R1AA **Matrix.....:** WATER
MB Lot-Sample #: G5G200000-511
Prep Date.....: 07/20/05
Analysis Date..: 08/03/05 **Prep Batch #...:** 5201511
Dilution Factor: 1

PARAMETER	RESULT	REPORTING LIMIT	UNITS	METHOD
2-Amino-4,6-dinitrotoluene	ND	0.10	ug/L	SW846 8330
4-Amino-2,6-dinitrotoluene	ND	0.10	ug/L	SW846 8330
1,3-Dinitrobenzene	ND	0.10	ug/L	SW846 8330
2,4-Dinitrotoluene	ND	0.10	ug/L	SW846 8330
2,6-Dinitrotoluene	ND	0.10	ug/L	SW846 8330
HMX	ND	0.10	ug/L	SW846 8330
Nitrobenzene	ND	0.10	ug/L	SW846 8330
2-Nitrotoluene	ND	0.50	ug/L	SW846 8330
3-Nitrotoluene	ND	0.50	ug/L	SW846 8330
4-Nitrotoluene	ND	0.50	ug/L	SW846 8330
RDX	ND	0.10	ug/L	SW846 8330
Tetryl	ND	0.10	ug/L	SW846 8330
1,3,5-Trinitrobenzene	ND	0.10	ug/L	SW846 8330
2,4,6-Trinitrotoluene	ND	0.10	ug/L	SW846 8330

SURROGATE	PERCENT RECOVERY	RECOVERY LIMITS
3,4-Dinitrotoluene	107	(84 - 125)

NOTE(S):

Calculations are performed before rounding to avoid round-off errors in calculated results.

METHOD BLANK REPORT

HPLC

Client Lot #...: A5G140104 **Work Order #...:** HFW6R1AE **Matrix.....:** WATER
MB Lot-Sample #: G5G200000-511
Prep Date.....: 07/20/05
Analysis Date..: 08/03/05 **Prep Batch #...:** 5201511
Dilution Factor: 1

PARAMETER	RESULT	REPORTING LIMIT	UNITS	METHOD
2-Amino-4,6-dinitrotoluene	ND	0.10	ug/L	SW846 8330
4-Amino-2,6-dinitrotoluene	ND	0.10	ug/L	SW846 8330
1,3-Dinitrobenzene	ND	0.10	ug/L	SW846 8330
2,4-Dinitrotoluene	ND	0.10	ug/L	SW846 8330
2,6-Dinitrotoluene	ND	0.10	ug/L	SW846 8330
HMX	ND	0.10	ug/L	SW846 8330
Nitrobenzene	ND	0.10	ug/L	SW846 8330
2-Nitrotoluene	ND	0.50	ug/L	SW846 8330
3-Nitrotoluene	ND	0.50	ug/L	SW846 8330
4-Nitrotoluene	ND	0.50	ug/L	SW846 8330
RDX	ND	0.10	ug/L	SW846 8330
Tetryl	ND	0.10	ug/L	SW846 8330
1,3,5-Trinitrobenzene	ND	0.10	ug/L	SW846 8330
2,4,6-Trinitrotoluene	ND	0.10	ug/L	SW846 8330

SURROGATE	PERCENT RECOVERY	RECOVERY LIMITS
3,4-Dinitrotoluene	106	(84 - 125)

NOTE(S):

Calculations are performed before rounding to avoid round-off errors in calculated results.

METHOD BLANK REPORT

General Chemistry

Client Lot #...: A5G140104 **Matrix.....:** WATER

PARAMETER	RESULT	REPORTING LIMIT	UNITS	METHOD	PREPARATION-ANALYSIS DATE	PREP BATCH #
Cyanide, Total		Work Order #: HFVNT1AA		MB Lot-Sample #:	A5G200000-257	
	ND	0.010	mg/L	SW846 9012A	07/20/05	5201257
		Dilution Factor: 1				
Nitrate-Nitrite		Work Order #: HFVQK1AA		MB Lot-Sample #:	A5G200000-272	
	ND	0.1	mg/L	MCAWW 353.2	07/20/05	5201272
		Dilution Factor: 1				
Nitrocellulose		Work Order #: HGAC91AA		MB Lot-Sample #:	G5G260000-471	
	ND	0.50	mg/L	MCAWW 353.2	07/26-07/28/05	5207471
		Dilution Factor: 1				

NOTE(S):

Calculations are performed before rounding to avoid round-off errors in calculated results.

LABORATORY CONTROL SAMPLE EVALUATION REPORT

Trace Level Organic Compounds

Client Lot #...: A5G140104 **Work Order #...:** HF8A51AC **Matrix.....:** WATER
LCS Lot-Sample#: G5G250000-590
Prep Date.....: 07/25/05 **Analysis Date..:** 07/27/05
Prep Batch #...: 5206590
Dilution Factor: 1

PARAMETER	PERCENT RECOVERY	RECOVERY LIMITS	METHOD
Nitroguanidine	**107**	**(79 - 119)**	**NONE UV/HPLC per SOP**

NOTE(S):

Calculations are performed before rounding to avoid round-off errors in calculated results.

Bold print denotes control parameters

LABORATORY CONTROL SAMPLE DATA REPORT

Trace Level Organic Compounds

Client Lot #...: A5G140104 **Work Order #...:** HF8A51AC **Matrix.....:** WATER
LCS Lot-Sample#: G5G250000-590
Prep Date.....: 07/25/05 **Analysis Date..:** 07/27/05
Prep Batch #...: 5206590
Dilution Factor: 1

PARAMETER	SPIKE AMOUNT	MEASURED AMOUNT	UNITS	PERCENT RECOVERY	METHOD
Nitroguanidine	**250**	**270**	**ug/L**	**107**	**NONE UV/HPLC per**

NOTE(S):

Calculations are performed before rounding to avoid round-off errors in calculated results.

Bold print denotes control parameters

LABORATORY CONTROL SAMPLE EVALUATION REPORT

HPLC

Client Lot #...: A5G140104 **Work Order #...:** HFW6R1AC-LCS **Matrix.....:** WATER
LCS Lot-Sample#: G5G200000-511 HFW6R1AD-LCSD
Prep Date.....: 07/20/05 **Analysis Date..:** 08/03/05
Prep Batch #...: 5201511
Dilution Factor: 1

PARAMETER	PERCENT RECOVERY	RECOVERY LIMITS	RPD	RPD LIMITS	METHOD
2-Amino-4,6-dinitrotoluene	**115**	**(82 - 125)**			**SW846 8330**
	114	**(82 - 125)**	**1.2**	**(0-15)**	**SW846 8330**
4-Amino-2,6-dinitrotoluene	**114**	**(85 - 123)**			**SW846 8330**
	112	**(85 - 123)**	**1.8**	**(0-15)**	**SW846 8330**
1,3-Dinitrobenzene	**117**	**(89 - 130)**			**SW846 8330**
	117	**(89 - 130)**	**0.030**	**(0-15)**	**SW846 8330**
2,4-Dinitrotoluene	**115**	**(86 - 128)**			**SW846 8330**
	115	**(86 - 128)**	**0.49**	**(0-15)**	**SW846 8330**
2,6-Dinitrotoluene	**116**	**(86 - 127)**			**SW846 8330**
	115	**(86 - 127)**	**0.22**	**(0-15)**	**SW846 8330**
HMX	**120**	**(82 - 121)**			**SW846 8330**
	120	**(82 - 121)**	**0.32**	**(0-15)**	**SW846 8330**
Nitrobenzene	**115**	**(81 - 125)**			**SW846 8330**
	115	**(81 - 125)**	**0.15**	**(0-15)**	**SW846 8330**
2-Nitrotoluene	**112**	**(90 - 120)**			**SW846 8330**
	112	**(90 - 120)**	**0.25**	**(0-15)**	**SW846 8330**
3-Nitrotoluene	**112**	**(87 - 122)**			**SW846 8330**
	112	**(87 - 122)**	**0.80**	**(0-15)**	**SW846 8330**
4-Nitrotoluene	**115**	**(87 - 124)**			**SW846 8330**
	114	**(87 - 124)**	**0.55**	**(0-15)**	**SW846 8330**
RDX	**115**	**(94 - 124)**			**SW846 8330**
	114	**(94 - 124)**	**0.47**	**(0-15)**	**SW846 8330**
Tetryl	**114**	**(81 - 126)**			**SW846 8330**
	114	**(81 - 126)**	**0.40**	**(0-15)**	**SW846 8330**
1,3,5-Trinitrobenzene	**111**	**(81 - 132)**			**SW846 8330**
	110	**(81 - 132)**	**0.89**	**(0-16)**	**SW846 8330**
2,4,6-Trinitrotoluene	**114**	**(86 - 126)**			**SW846 8330**
	113	**(86 - 126)**	**0.97**	**(0-15)**	**SW846 8330**

SURROGATE	PERCENT RECOVERY	RECOVERY LIMITS
3,4-Dinitrotoluene	108	(84 - 125)
	108	(84 - 125)

NOTE(S):

Calculations are performed before rounding to avoid round-off errors in calculated results.

Bold print denotes control parameters

LABORATORY CONTROL SAMPLE DATA REPORT

HPLC

Client Lot #...: A5G140104 **Work Order #...:** HFW6R1AC-LCS **Matrix.....:** WATER
LCS Lot-Sample#: G5G200000-511 HFW6R1AD-LCSD
Prep Date.....: 07/20/05 **Analysis Date..:** 08/03/05
Prep Batch #...: 5201511
Dilution Factor: 1

PARAMETER	SPIKE AMOUNT	MEASURED AMOUNT	UNITS	PERCENT RECOVERY	RPD	METHOD
2-Amino-4,6-dinitrotoluene	**1.0**	**1.2**	**ug/L**	**115**		**SW846 8330**
	1.0	**1.1**	**ug/L**	**114**	**1.2**	**SW846 8330**
4-Amino-2,6-dinitrotoluene	**1.0**	**1.1**	**ug/L**	**114**		**SW846 8330**
	1.0	**1.1**	**ug/L**	**112**	**1.8**	**SW846 8330**
1,3-Dinitrobenzene	**1.0**	**1.2**	**ug/L**	**117**		**SW846 8330**
	1.0	**1.2**	**ug/L**	**117**	**0.030**	**SW846 8330**
2,4-Dinitrotoluene	**1.0**	**1.2**	**ug/L**	**115**		**SW846 8330**
	1.0	**1.1**	**ug/L**	**115**	**0.49**	**SW846 8330**
2,6-Dinitrotoluene	**1.0**	**1.2**	**ug/L**	**116**		**SW846 8330**
	1.0	**1.2**	**ug/L**	**115**	**0.22**	**SW846 8330**
HMX	**1.0**	**1.2**	**ug/L**	**120**		**SW846 8330**
	1.0	**1.2**	**ug/L**	**120**	**0.32**	**SW846 8330**
Nitrobenzene	**1.0**	**1.2**	**ug/L**	**115**		**SW846 8330**
	1.0	**1.1**	**ug/L**	**115**	**0.15**	**SW846 8330**
2-Nitrotoluene	**1.0**	**1.1**	**ug/L**	**112**		**SW846 8330**
	1.0	**1.1**	**ug/L**	**112**	**0.25**	**SW846 8330**
3-Nitrotoluene	**1.0**	**1.1**	**ug/L**	**112**		**SW846 8330**
	1.0	**1.1**	**ug/L**	**112**	**0.80**	**SW846 8330**
4-Nitrotoluene	**1.0**	**1.2**	**ug/L**	**115**		**SW846 8330**
	1.0	**1.1**	**ug/L**	**114**	**0.55**	**SW846 8330**
RDX	**1.0**	**1.1**	**ug/L**	**115**		**SW846 8330**
	1.0	**1.1**	**ug/L**	**114**	**0.47**	**SW846 8330**
Tetryl	**1.0**	**1.1**	**ug/L**	**114**		**SW846 8330**
	1.0	**1.1**	**ug/L**	**114**	**0.40**	**SW846 8330**
1,3,5-Trinitrobenzene	**1.0**	**1.1**	**ug/L**	**111**		**SW846 8330**
	1.0	**1.1**	**ug/L**	**110**	**0.89**	**SW846 8330**
2,4,6-Trinitrotoluene	**1.0**	**1.1**	**ug/L**	**114**		**SW846 8330**
	1.0	**1.1**	**ug/L**	**113**	**0.97**	**SW846 8330**

SURROGATE	PERCENT RECOVERY	RECOVERY LIMITS
3,4-Dinitrotoluene	108	(84 - 125)
	108	(84 - 125)

NOTE(S):

Calculations are performed before rounding to avoid round-off errors in calculated results.

Bold print denotes control parameters

LABORATORY CONTROL SAMPLE EVALUATION REPORT

General Chemistry

Client Lot #...: A5G140104 **Matrix.....:** WATER

PARAMETER	PERCENT RECOVERY	RECOVERY LIMITS	METHOD	PREPARATION-ANALYSIS DATE	PREP BATCH #
Cyanide, Total		Work Order #: HFVNT1AC	LCS Lot-Sample#: A5G200000-257		
	89	(69 - 118)	SW846 9012A	07/20/05	5201257
		Dilution Factor: 1			
Nitrate-Nitrite		Work Order #: HFVQK1AC	LCS Lot-Sample#: A5G200000-272		
	100	(79 - 117)	MCAWW 353.2	07/20/05	5201272
		Dilution Factor: 1			
Nitrocellulose		Work Order #: HGAC91AC	LCS Lot-Sample#: G5G260000-471		
	97	(56 - 111)	MCAWW 353.2	07/26-07/28/05	5207471
		Dilution Factor: 1			

NOTE(S):

Calculations are performed before rounding to avoid round-off errors in calculated results.

LABORATORY CONTROL SAMPLE DATA REPORT

General Chemistry

Client Lot #...: A5G140104 **Matrix.....:** WATER

PARAMETER	SPIKE AMOUNT	MEASURED AMOUNT	UNITS	PERCNT RECVRY	METHOD	PREPARATION-ANALYSIS DATE	PREP BATCH #
Cyanide, Total			Work Order #: HFVNT1AC		LCS Lot-Sample#: A5G200000-257		
	0.17	0.15	mg/L	89	SW846 9012A	07/20/05	5201257
			Dilution Factor: 1				
Nitrate-Nitrite			Work Order #: HFVQK1AC		LCS Lot-Sample#: A5G200000-272		
	2.2	2.2	mg/L	100	MCAWW 353.2	07/20/05	5201272
			Dilution Factor: 1				
Nitrocellulose			Work Order #: HGAC91AC		LCS Lot-Sample#: G5G260000-471		
	2.0	1.9	mg/L	97	MCAWW 353.2	07/26-07/28/05	5207471
			Dilution Factor: 1				

NOTE(S):

Calculations are performed before rounding to avoid round-off errors in calculated results.

MATRIX SPIKE SAMPLE EVALUATION REPORT

Trace Level Organic Compounds

Client Lot #...: A5G140104 **Work Order #...:** HFMNN1A2-MS **Matrix.....:** WATER
MS Lot-Sample #: A5G160111-003 HFMNN1A3-MSD
Date Sampled...: 07/15/05 09:03 **Date Received..:** 07/15/05
Prep Date.....: 07/25/05 **Analysis Date..:** 07/28/05
Prep Batch #...: 5206590
Dilution Factor: 1

PARAMETER	PERCENT RECOVERY	RECOVERY LIMITS	RPD	RPD LIMITS	METHOD
Nitroguanidine	**106**	**(79 - 119)**			**NONE UV/HPLC per SOP**
	105	**(79 - 119)**	**0.93**	**(0-15)**	**NONE UV/HPLC per SOP**

NOTE(S):

Calculations are performed before rounding to avoid round-off errors in calculated results.

Bold print denotes control parameters

MATRIX SPIKE SAMPLE DATA REPORT

Trace Level Organic Compounds

Client Lot #...: A5G140104 **Work Order #...:** HFMNN1A2-MS **Matrix.....:** WATER
MS Lot-Sample #: A5G160111-003 HFMNN1A3-MSD
Date Sampled...: 07/15/05 09:03 **Date Received..:** 07/15/05
Prep Date.....: 07/25/05 **Analysis Date..:** 07/28/05
Prep Batch #...: 5206590
Dilution Factor: 1

PARAMETER	SAMPLE AMOUNT	SPIKE AMT	MEASRD AMOUNT	UNITS	PERCNT RECVRY	RPD	METHOD
Nitroguanidine	**ND**	**250**	**270**	**ug/L**	**106**		**NONE UV/HPLC per SOP**
	ND	**250**	**260**	**ug/L**	**105**	**0.93**	**NONE UV/HPLC per SOP**

NOTE(S):

Calculations are performed before rounding to avoid round-off errors in calculated results.

Bold print denotes control parameters

MATRIX SPIKE SAMPLE EVALUATION REPORT

General Chemistry

Client Lot #...: A5G140104 **Matrix.....:** WATER
Date Sampled...: 07/11/05 **Date Received..:** 07/11/05

PARAMETER	PERCENT RECOVERY	RECOVERY LIMITS	RPD	RPD LIMITS	METHOD	PREPARATION-ANALYSIS DATE	PREP BATCH #
Cyanide, Total		WO#: HFQ5L1AC-MS/HFQ5L1AD-MSD				MS Lot-Sample #: A5G190176-001	
	94	(42 - 140)			SW846 9012A	07/20/05	5201257
	90	(42 - 140)	4.3	(0-20)	SW846 9012A	07/20/05	5201257
		Dilution Factor: 1					
Nitrate-Nitrite		WO#: HFAL71AC-MS/HFAL71AD-MSD				MS Lot-Sample #: A5G120271-005	
	91	(34 - 125)			MCAWW 353.2	07/20/05	5201272
	99	(34 - 125)	2.5	(0-20)	MCAWW 353.2	07/20/05	5201272
		Dilution Factor: 1					

NOTE(S):

Calculations are performed before rounding to avoid round-off errors in calculated results.

MATRIX SPIKE SAMPLE DATA REPORT

General Chemistry

Client Lot #...: A5G140104 **Matrix.....:** WATER
Date Sampled...: 07/11/05 **Date Received..:** 07/11/05

PARAMETER	SAMPLE AMOUNT	SPIKE AMT	MEASRD AMOUNT	UNITS	PERCNT RECVRY	RPD	METHOD	PREPARATION-ANALYSIS DATE	PREP BATCH #
Cyanide, Total			WO#: HFQ5L1AC-MS/HFQ5L1AD-MSD				MS Lot-Sample #: A5G190176-001		
	ND	0.040	0.038	mg/L	94		SW846 9012A	07/20/05	5201257
	ND	0.040	0.036	mg/L	90	4.3	SW846 9012A	07/20/05	5201257
			Dilution Factor: 1						
Nitrate-Nitrite			WO#: HFAL71AC-MS/HFAL71AD-MSD				MS Lot-Sample #: A5G120271-005		
	1.1	0.5	1.5	mg/L	91		MCAWW 353.2	07/20/05	5201272
	1.1	0.5	1.6	mg/L	99	2.5	MCAWW 353.2	07/20/05	5201272
			Dilution Factor: 1						

NOTE(S):

Calculations are performed before rounding to avoid round-off errors in calculated results.

MATRIX SPIKE SAMPLE EVALUATION REPORT

General Chemistry

Client Lot #...: A5G140104 **Matrix.....:** WG
Date Sampled...: 07/13/05 13:15 **Date Received..:** 07/14/05

PARAMETER	PERCENT RECOVERY	RECOVERY LIMITS	RPD	RPD LIMITS	METHOD	PREPARATION-ANALYSIS DATE	PREP BATCH #
Nitrocellulose		WO#: HFFNV1AK-MS/HFFNV1AL-MSD				MS Lot-Sample #: A5G140104-015	
	89	(56 - 111)			MCAWW 353.2	07/26-07/28/05	5207471
	94	(56 - 111)	5.1	(0-15)	MCAWW 353.2	07/26-07/28/05	5207471
		Dilution Factor: 1					

NOTE(S):

Calculations are performed before rounding to avoid round-off errors in calculated results.

MATRIX SPIKE SAMPLE DATA REPORT

General Chemistry

Client Lot #...: A5G140104 **Matrix.....:** WG
Date Sampled...: 07/13/05 13:15 **Date Received..:** 07/14/05

PARAMETER	SAMPLE AMOUNT	SPIKE AMT	MEASRD AMOUNT	UNITS	PERCNT RECVRY	RPD	METHOD	PREPARATION-ANALYSIS DATE	PREP BATCH #
Nitrocellulose			WO#: HFFNV1AK-MS/HFFNV1AL-MSD				MS Lot-Sample #: A5G140104-015		
	ND	2.0	1.9	mg/L	89		MCAWW 353.2	07/26-07/28/05	5207471
	ND	2.0	2.0	mg/L	94	5.1	MCAWW 353.2	07/26-07/28/05	5207471

Dilution Factor: 1

NOTE(S):

Calculations are performed before rounding to avoid round-off errors in calculated results.

END OF REPORT

SEVERN TRENT STL

STL North Canton
4101 Shuffel Drive NW
North Canton, OH 44720

Tel: 330 497 9396 Fax: 330 497 0772
www.stl-inc.com

ANALYTICAL REPORT

FWGWMP RVAAP

Lot #: A5G150118

Chantelle Carroll

Spec Pro
8451 State Route 5
Ravenna, OH 44266

SEVERN TRENT LABORATORIES, INC.

Frank J. Calovini
Project Manager

August 8, 2005

CASE NARRATIVE

CASE NARRATIVE

A5G150118

The following report contains the analytical results for twenty water samples and one quality control sample submitted to STL North Canton by Spec Pro from the FWGWMP RVAAP Site. The samples were received July 15, 2005, according to documented sample acceptance procedures.

The 8330, 353.2, and UV/HPLC-SOP analyses were performed at STL West Sacramento.

STL utilizes USEPA approved methods in all analytical work. The samples presented in this report were analyzed for the parameter(s) listed on the analytical methods summary page in accordance with the method(s) indicated. Preliminary results were provided to Chantelle Carroll and Valarie Ann Mariola on August 04, 2005. A summary of QC data for these analyses is included at the back of the report.

STL North Canton attests to the validity of the laboratory data generated by STL facilities reported herein. All analyses performed by STL facilities were done using established laboratory SOPs that incorporate QA/QC procedures described in the applicable methods. STL's operations groups have reviewed the data for compliance with the laboratory QA/QC plan, and data have been found to be compliant with laboratory protocols unless otherwise noted below.

The test results in this report meet all NELAP requirements for parameters for which accreditation is required or available. Any exceptions to NELAP requirements are noted in this report. Pursuant to NELAP, this report may not be reproduced, except in full, without the written approval of the laboratory.

If you have any questions, please call the Project Manager, Frank J. Calovini, at 330-497-9396.

This report is sequentially paginated. The final page of the report is labeled as "END OF REPORT."

SUPPLEMENTAL QC INFORMATION

SAMPLE RECEIVING

The temperature range of the coolers upon sample receipt was 2.3 to 5.7°C.

See STL’s Cooler Receipt Form for additional information.

CASE NARRATIVE (continued)

GC/MS VOLATILES

The sample(s) that contained concentrations of target analyte(s) at a reportable level in the associated Method Blank(s) were flagged with "B". All target analytes in the Method Blank must be below the reporting limit (RL) or the associated sample(s) must be ND with the exception of common laboratory contaminants.

The sample(s) that contain results between the MDL and the RL were flagged with "J". There is a possibility of false positive or mis-identification at these quantitation levels. In analytical methods requiring confirmation of the analyte reported, confirmation was performed only down to the standard reporting limit (SRL). The acceptance criteria for QC samples may not be met at these quantitation levels.

GC/MS SEMIVOLATILES

The sample(s) that contained concentrations of target analyte(s) at a reportable level in the associated Method Blank(s) were flagged with "B". All target analytes in the Method Blank must be below the reporting limit (RL) or the associated sample(s) must be ND with the exception of common laboratory contaminants.

The sample(s) that contain results between the MDL and the RL were flagged with "J". There is a possibility of false positive or mis-identification at these quantitation levels. In analytical methods requiring confirmation of the analyte reported, confirmation was performed only down to the standard reporting limit (SRL). The acceptance criteria for QC samples may not be met at these quantitation levels.

The Method Blank associated with batch 5197089 had surrogate recoveries outside acceptance criteria. Due to insufficient sample volume, repreparation and reanalysis could not occur.

The LCS and/or LCSD associated with batch 5197084 had recoveries outside acceptance criteria. Due to insufficient sample volume, repreparation and reanalysis could not occur.

Batch 5209464 had RPD’s outside QC criteria in the LCS/LCSD, but recoveries were within QC criteria; therefore, no corrective action was required.

The client specific or regulatory program requirements stated that corrective action must be performed for MS/MSD and/or RPD outside criteria in batch 5206033. Due to insufficient sample volume, repreparation and reanalysis could not occur.

CASE NARRATIVE (continued)

GC/MS SEMIVOLATILES (continued)

Sample FWGLL3MW-242C-0068-GW had up to one surrogate recovery per fraction outside acceptance limits. However, since the recovery was greater than 10% and all associated QC met criteria, no corrective action was taken.

An LCS/LCSD was provided for batch 5209464 since there was sufficient sample volume to perform an MS/MSD.

The 1st extraction for sample FWGBKGMW-012C-0052-GF had associated blank surrogates and LCS surrogates and spiking compounds out of control. The surrogates for the sample were in control. Upon re-extraction and re-analysis the spiking compounds for the associated LCS again were out of control. This time the sample surrogates were out of control. No further corrective action could be performed due to insufficient sample.

The associated blank for sample FWGLL12MW-183C-0075-GW had surrogate recoveries out of control. The associated LCS had surrogates and spike recoveries also out of control. The sample surrogates were in control. Upon re-extraction and re-analysis all QC met acceptance criteria but the sample surrogates were out of control. Due to insufficient sample no further corrective action could be performed.

The associated blank for samples FWGBKGMW-012C-0052-GW, FWGLL3MW-238C-0067-GW, FWGLL12MW-182C-0074-GW, and FWGCBPMW-005C-0077-GW had surrogate recoveries out of control. The associated LCS had surrogates and spike recoveries also out of control. Upon re-extraction and re-analysis all QC met acceptance criteria, however holding times had been exceeded.

PESTICIDES-8081

The sample(s) that contain results between the MDL and the RL were flagged with "J". There is a possibility of false positive or mis-identification at these quantitation levels. In analytical methods requiring confirmation of the analyte reported, confirmation was performed only down to the standard reporting limit (SRL). The acceptance criteria for QC samples may not be met at these quantitation levels.

The analyses reported herein were performed using an instrument that has two columns(GC) or detectors(HPLC), one of which is used to confirm the results of the other. Peak interferences may result in some cases, which cause a quantitation difference between the two columns/detectors. If the difference between the two results is greater than 40%, the higher of the two results or the primary column/detector is normally reported. The reported results are flagged with "PG".

CASE NARRATIVE (continued)

PESTICIDES-8081 (continued)

For sample FWGCBPMW-005C-0077-GW the recovery for one surrogate compound is outside acceptance criteria. Since the method criterion is that one of two surrogate compounds must meet acceptance criteria, no corrective action was required.

POLYCHLORINATED BIPHENYLS-8082

The analytical results met the requirements of the laboratory's QA/QC program.

METALS

The sample(s) that contain results between the MDL and the RL were flagged with "B". There is the possibility of false positive of mis-identification at these quantitation levels. The acceptance criteria for the ICB, CCB, and Method Blank are +/- the standard reporting limit (SRL).

The sample(s) that contained concentrations of target analyte(s) at a reportable level in the associated Method Blank(s) were flagged with "J". Refer to the sample report pages for the affected analyte(s).

GENERAL CHEMISTRY

The analytical results met the requirements of the laboratory's QA/QC program.

STL WEST SACRAMENTO – SAMPLE RECEIVING

Refer to STL West Sacramento raw data package for detailed information.

STL WEST SACRAMENTO – 8330

Due to matrix interference, 2,4-Dinitrotoluene and 2,6-Dinitrotoluene could not be confirmed on the cyano confirmation column analysis for sample FWGLL3MW-238C-0067-GW. Also, due to interference from 2,4,6-Trinitrotoluene, the surrogate, 3,4-Dinitrotoluene cannot be quantitated on the primary C-18 column analysis. However, on the cyano column analysis the surrogate recovery is 108%.

CASE NARRATIVE (continued)

STL WEST SACRAMENTO – 353.2

Initial LCS recovery is 112%. LCS was rerun with 113% recover which is outside the 56-111% recovery window. However, all samples were ND or J flagged below the reporting limit. As such original data for batch 5208517 will be reported with no further corrective action taken.

QUALITY CONTROL ELEMENTS OF SW-846 METHODS

STL North Canton conducts a quality assurance/quality control (QA/QC) program designed to provide scientifically valid and legally defensible data. Toward this end, several types of quality control indicators are incorporated into the QA/QC program, which is described in detail in QA Policy, QA-003. These indicators are introduced into the sample testing process to provide a mechanism for the assessment of the analytical data.

QC BATCH

Environmental samples are taken through the testing process in groups called QUALITY CONTROL BATCHES (QC batches). A QC batch contains up to twenty environmental samples of a similar matrix (water, soil) that are processed using the same reagents and standards. STL North Canton requires that each environmental sample be associated with a QC batch.

Several quality control samples are included in each QC batch and are processed identically to the twenty environmental samples. These QC samples include a METHOD BLANK (MB), a LABORATORY CONTROL SAMPLE (LCS) and, where appropriate, a MATRIX SPIKE/MATRIX SPIKE DUPLICATE (MS/MSD) pair or a MATRIX SPIKE/SAMPLE DUPLICATE (MS/DU) pair. If there is insufficient sample to perform an MS/MSD or an MS/DU, then a LABORATORY CONTROL SAMPLE DUPLICATE (LCSD) is included in the QC batch.

LABORATORY CONTROL SAMPLE

The Laboratory Control Sample is a QC sample that is created by adding known concentrations of a full or partial set of target analytes to a matrix similar to that of the environmental samples in the QC batch. The LCS analyte recovery results are used to monitor the analytical process and provide evidence that the laboratory is performing the method within acceptable guidelines. All control analytes indicated by a bold type in the LCS must meet acceptance criteria. Failure to meet the established recovery guidelines requires the repreparation and reanalysis of all samples in the QC batch. The only exception is that if the LCS recoveries are biased high and the associated sample is ND (non-detected) for the parameter(s) of interest, the batch is acceptable.

At times, a Laboratory Control Sample Duplicate (LCSD) is also included in the QC batch. An LCSD is a QC sample that is created and handled identically to the LCS. Analyte recovery data from the LCSD is assessed in the same way as that of the LCS. The LCSD recoveries, together with the LCS recoveries, are used to determine the reproducibility (precision) of the analytical system. Precision data are expressed as relative percent differences (RPDs). If the RPD fails for an LCS/LCSD and yet the recoveries are within acceptance criteria, the batch is still acceptable.

METHOD BLANK

The Method Blank is a QC sample consisting of all the reagents used in analyzing the environmental samples contained in the QC batch. Method Blank results are used to determine if interference or contamination in the analytical system could lead to the reporting of false positive data or elevated analyte concentrations. All target analytes must be below the reporting limits (RL) or the associated sample(s) must be ND except under the following circumstances:

- Common organic contaminants may be present at concentrations up to 5 times the reporting limits. Common metals contaminants may be present at concentrations up to 2 times the reporting limit, or the reported blank concentration must be twenty fold less than the concentration reported in the associated environmental samples. (See common laboratory contaminants listed below.)

Volatile (GC or GC/MS)	Semivolatile (GC/MS)	Metals
Methylene chloride	Phthalate Esters	Copper
Acetone		Iron
2-Butanone		Zinc
		Lead*

- *for analyses run on TJA Trace ICP, ICPMS or GFAA only*

- Organic blanks will be accepted if compounds detected in the blank are present in the associated samples at levels 10 times the blank level. Inorganic blanks will be accepted if elements detected in the blank are present in the associated samples at 20 times the blank level.

- Blanks will be accepted if the compounds/elements detected are not present in any of the associated environmental samples.

Failure to meet these Method Blank criteria requires the repreparation and reanalysis of all samples in the QC batch.

MATRIX SPIKE/MATRIX SPIKE DUPLICATE

A Matrix Spike and a Matrix Spike Duplicate are a pair of environmental samples to which known concentrations of a full or partial set of target analytes are added. The MS/MSD results are determined in the same manner as the results of the environmental sample used to prepare the MS/MSD. The analyte recoveries and the relative percent differences (RPDs) of the recoveries are calculated and used to evaluate the effect of the sample matrix on the analytical results. Due to the potential variability of the matrix of each sample, the MS/MSD results may not have an immediate bearing on any samples except the one spiked; therefore, the associated batch MS/MSD may not reflect the same compounds as the samples contained in the analytical report. When these MS/MSD results fail to meet acceptance criteria, the data is evaluated. If the LCS is within acceptance criteria, the batch is considered acceptable. The acceptance criteria do not apply to samples that are diluted for organics if the native sample amount is 4x the concentration of the spike.

For certain methods, a Matrix Spike/Sample Duplicate (MS/DU) may be included in the QC batch in place of the MS/MSD. For the parameters (i.e. pH, ignitability) where it is not possible to prepare a spiked sample, a Sample Duplicate may be included in the QC batch. However, a Sample Duplicate is less likely to provide usable precision statistics depending on the likelihood of finding concentrations below the standard reporting limit. When the Sample Duplicate result fails to meet acceptance criteria, the data is evaluated.

SURROGATE COMPOUNDS

In addition to these batch-related QC indicators, each organic environmental and QC sample is spiked with surrogate compounds. Surrogates are organic chemicals that behave similarly to the analytes of interest and that are rarely present in the environment. Surrogate recoveries are used to monitor the individual performance of a sample in the analytical system.

If surrogate recoveries are biased high in the LCS, LCSD, or the Method Blank, and the associated sample(s) are ND, the batch is acceptable. Otherwise, if the LCS, LCSD, or Method Blank surrogate(s) fail to meet recovery criteria, the entire sample batch is reprepped and reanalyzed. If the surrogate recoveries are outside criteria for environmental samples, the samples will be reprepped and reanalyzed unless there is objective evidence of matrix interference or if the sample dilution is greater than the threshold outlined in the associated method SOP.

For the GC/MS BNA methods, the surrogate criterion is that two of the three surrogates for each fraction must meet acceptance criteria. The third surrogate must have a recovery of ten percent or greater.

For the Pesticide, PCB, and PAH methods, the surrogate criterion is that one of two surrogate compounds must meet acceptance criteria.

STL North Canton Certifications and Approvals:

California (#01144CA), Connecticut (#PH-0590), Florida (#E87225), Illinois (#200004), Kansas (#E10336), Massachusetts (#M-OH048), Maryland (#272), Minnesota (#39-999-348), New Jersey (#OH001), New York (#10975), North Carolina (#39702), Ohio (#6090), OhioVAP (#CL0024), Rhode Island (#237), South Carolina (#92007001, #92007002, #92007003), Tennessee (#02903), Utah (#QUAN9), Virginia (#00011), West Virginia (#210), Wisconsin (#999518190),NAVY, ARMY, USDA Soil Permit, ACIL Seal of Excellence – Participating Lab Status Award (#82)

EXECUTIVE SUMMARY

EXECUTIVE SUMMARY - Detection Highlights

A5G150118

PARAMETER	RESULT	REPORTING LIMIT	UNITS	ANALYTICAL METHOD
FWGBKGMW-012C-0052-GW 07/14/05 15:40 001				
Diethyl phthalate	0.47 J,B	1.0	ug/L	SW846 8270C
bis(2-Ethylhexyl) phthalate	2.5 B	1.0	ug/L	SW846 8270C
bis(2-Ethylhexyl) phthalate	16 B	1.0	ug/L	SW846 8270C
Nitrocellulose	0.12 B	0.50	mg/L	MCAWW 353.2
FWGBKGMW-012C-0052-GF 07/14/05 15:40 002				
Barium	227	10.0	ug/L	SW846 6010B
Calcium	23300 J	1000	ug/L	SW846 6010B
Iron	72.3 B	1000	ug/L	SW846 6010B
Magnesium	7650	1000	ug/L	SW846 6010B
Manganese	27.8 B	100	ug/L	SW846 6010B
Potassium	3870 B,J	5000	ug/L	SW846 6010B
Sodium	46000	1000	ug/L	SW846 6010B
FWGBKGMW-010-0051-GW 07/14/05 09:50 003				
beta-BHC	0.014 J	0.030	ug/L	SW846 8081A
Di-n-butyl phthalate	0.76 J	1.0	ug/L	SW846 8270C
bis(2-Ethylhexyl) phthalate	4.5 B	1.0	ug/L	SW846 8270C
bis(2-Ethylhexyl) phthalate	20 B	1.0	ug/L	SW846 8270C
FWGBKGMW-010-0051-GF 07/14/05 09:50 004				
Aluminum	85.3 B	200	ug/L	SW846 6010B
Barium	10.2	10.0	ug/L	SW846 6010B
Calcium	12100 J	1000	ug/L	SW846 6010B
Magnesium	13600	1000	ug/L	SW846 6010B
Manganese	69.8 B	100	ug/L	SW846 6010B
Nickel	16.9 B	20.0	ug/L	SW846 6010B
Potassium	783 B,J	5000	ug/L	SW846 6010B
Sodium	4080	1000	ug/L	SW846 6010B
Zinc	7.3 B	100	ug/L	SW846 6010B
FWGLL3MW-238C-0067-GW 07/14/05 10:20 005				
beta-BHC	0.28	0.030	ug/L	SW846 8081A
delta-BHC	0.046 PG	0.030	ug/L	SW846 8081A
Endosulfan I	0.035 PG	0.030	ug/L	SW846 8081A

(Continued on next page)

EXECUTIVE SUMMARY - Detection Highlights

A5G150118

PARAMETER	RESULT	REPORTING LIMIT	UNITS	ANALYTICAL METHOD
FWGLL3MW-238C-0067-GW 07/14/05 10:20	**005**			
4,4'-DDE	0.035 PG	0.030	ug/L	SW846 8081A
2-Amino-4,6-dinitrotoluene	8.8	0.10	ug/L	SW846 8330
4-Amino-2,6-dinitrotoluene	26 E	0.10	ug/L	SW846 8330
4-Amino-2,6-dinitrotoluene	26	1.0	ug/L	SW846 8330
2,4-Dinitrotoluene	0.19 AA	0.10	ug/L	SW846 8330
2,6-Dinitrotoluene	0.92 AA	0.10	ug/L	SW846 8330
HMX	1.5	0.10	ug/L	SW846 8330
4-Nitrotoluene	0.28 J,PG	0.50	ug/L	SW846 8330
RDX	9.1	0.10	ug/L	SW846 8330
1,3,5-Trinitrobenzene	62 E	0.10	ug/L	SW846 8330
1,3,5-Trinitrobenzene	65	1.0	ug/L	SW846 8330
2,4,6-Trinitrotoluene	130 E	0.10	ug/L	SW846 8330
2,4,6-Trinitrotoluene	130	1.0	ug/L	SW846 8330
Diethyl phthalate	0.54 J,B	1.0	ug/L	SW846 8270C
Di-n-butyl phthalate	0.64 J,B	1.0	ug/L	SW846 8270C
bis(2-Ethylhexyl) phthalate	2.6 B	1.0	ug/L	SW846 8270C
bis(2-Ethylhexyl) phthalate	2.2 B	1.0	ug/L	SW846 8270C
Nitrocellulose	0.13 B	0.50	mg/L	MCAWW 353.2
FWGLL3MW-238C-0067-GF 07/14/05 10:20	**006**			
Barium	4.4 B	10.0	ug/L	SW846 6010B
Calcium	30500 J	1000	ug/L	SW846 6010B
Magnesium	5640	1000	ug/L	SW846 6010B
Manganese	0.52 B	100	ug/L	SW846 6010B
Potassium	1540 B,J	5000	ug/L	SW846 6010B
Sodium	1140	1000	ug/L	SW846 6010B
FWGLL3MW-242C-0068-GW 07/14/05 12:45	**007**			
2,4,6-Trinitrotoluene	0.025 J	0.10	ug/L	SW846 8330
bis(2-Ethylhexyl) phthalate	3.8 B	1.0	ug/L	SW846 8270C
Nitrocellulose	0.13 B	0.50	mg/L	MCAWW 353.2

(Continued on next page)

EXECUTIVE SUMMARY - Detection Highlights

A5G150118

PARAMETER	RESULT	REPORTING LIMIT	UNITS	ANALYTICAL METHOD
FWGLL3MW-242C-0068-GF 07/14/05 12:45 008				
Selenium	3.0 B	10.0	ug/L	SW846 6010B
Barium	9.5 B	10.0	ug/L	SW846 6010B
Calcium	15100 J	1000	ug/L	SW846 6010B
Magnesium	6370	1000	ug/L	SW846 6010B
Manganese	314	100	ug/L	SW846 6010B
Nickel	16.3 B	20.0	ug/L	SW846 6010B
Potassium	901 B,J	5000	ug/L	SW846 6010B
Sodium	10900	1000	ug/L	SW846 6010B
Zinc	12.3 B	100	ug/L	SW846 6010B
FWGLL12MW-153C-0073-GW 07/14/05 09:56 009				
Diethyl phthalate	0.66 J,B	1.0	ug/L	SW846 8270C
Di-n-butyl phthalate	0.69 J,B	1.0	ug/L	SW846 8270C
bis(2-Ethylhexyl) phthalate	4.7 B	1.0	ug/L	SW846 8270C
FWGLL12MW-153C-0073-GF 07/14/05 09:56 010				
Arsenic	17.8	10.0	ug/L	SW846 6010B
Barium	77.9	10.0	ug/L	SW846 6010B
Calcium	135000 J	1000	ug/L	SW846 6010B
Iron	3170	1000	ug/L	SW846 6010B
Magnesium	72200	1000	ug/L	SW846 6010B
Manganese	180	100	ug/L	SW846 6010B
Potassium	2150 B,J	5000	ug/L	SW846 6010B
Sodium	24600	1000	ug/L	SW846 6010B
FWGLL12MW-182C-0074-GW 07/14/05 13:12 011				
Di-n-butyl phthalate	0.75 J,B	1.0	ug/L	SW846 8270C
bis(2-Ethylhexyl) phthalate	3.2 B	1.0	ug/L	SW846 8270C
bis(2-Ethylhexyl) phthalate	5.3 B	1.0	ug/L	SW846 8270C
FWGLL12MW-182C-0074-GF 07/14/05 13:12 012				
Arsenic	38.7	10.0	ug/L	SW846 6010B
Barium	87.8	10.0	ug/L	SW846 6010B
Calcium	89300 J	1000	ug/L	SW846 6010B
Iron	694 B	1000	ug/L	SW846 6010B
Magnesium	68700	1000	ug/L	SW846 6010B

(Continued on next page)

EXECUTIVE SUMMARY - Detection Highlights

A5G150118

PARAMETER	RESULT	REPORTING LIMIT	UNITS	ANALYTICAL METHOD
FWGLL12MW-182C-0074-GF 07/14/05 13:12 012				
Manganese	54.2 B	100	ug/L	SW846 6010B
Potassium	4030 B,J	5000	ug/L	SW846 6010B
Sodium	27100	1000	ug/L	SW846 6010B
FWGLL12MW-183C-0075-GW 07/14/05 15:06 013				
1,3,5-Trinitrobenzene	0.035 J	0.10	ug/L	SW846 8330
Di-n-butyl phthalate	0.39 J,B	1.0	ug/L	SW846 8270C
bis(2-Ethylhexyl) phthalate	3.5 B	1.0	ug/L	SW846 8270C
bis(2-Ethylhexyl) phthalate	2.5 B	1.0	ug/L	SW846 8270C
bis(2-Ethylhexyl) phthalate	4.7 B	1.0	ug/L	SW846 8270C
Di-n-octyl phthalate	0.41 J,B	1.0	ug/L	SW846 8270C
Nitrate-Nitrite	0.03 B	0.1	mg/L	MCAWW 353.2
FWGLL12MW-183C-0075-GF 07/14/05 15:06 014				
Arsenic	41.7	10.0	ug/L	SW846 6010B
Selenium	3.2 B	10.0	ug/L	SW846 6010B
Barium	76.4	10.0	ug/L	SW846 6010B
Calcium	115000 J	1000	ug/L	SW846 6010B
Iron	1420	1000	ug/L	SW846 6010B
Magnesium	45200	1000	ug/L	SW846 6010B
Manganese	70.7 B	100	ug/L	SW846 6010B
Potassium	3250 B,J	5000	ug/L	SW846 6010B
Sodium	16800	1000	ug/L	SW846 6010B
FWGCBPMW-005C-0077-GW 07/14/05 11:51 015				
Heptachlor	0.085 PG	0.030	ug/L	SW846 8081A
bis(2-Ethylhexyl) phthalate	0.82 J,B	1.0	ug/L	SW846 8270C
bis(2-Ethylhexyl) phthalate	3.4 B	1.0	ug/L	SW846 8270C
FWGCBPMW-005C-0077-GF 07/14/05 11:51 016				
Arsenic	16.4	10.0	ug/L	SW846 6010B
Barium	38.3	10.0	ug/L	SW846 6010B
Calcium	77000 J	1000	ug/L	SW846 6010B
Iron	936 B	1000	ug/L	SW846 6010B

(Continued on next page)

EXECUTIVE SUMMARY - Detection Highlights

A5G150118

PARAMETER	RESULT	REPORTING LIMIT	UNITS	ANALYTICAL METHOD
FWGCBPMW-005C-0077-GF 07/14/05 11:51	**016**			
Magnesium	34800	1000	ug/L	SW846 6010B
Manganese	52.0 B	100	ug/L	SW846 6010B
Potassium	3050 B,J	5000	ug/L	SW846 6010B
Sodium	24900	1000	ug/L	SW846 6010B
FWGCBPMW-007C-0078-GW 07/14/05 14:22	**017**			
beta-BHC	0.021 J	0.030	ug/L	SW846 8081A
Diethyl phthalate	0.59 J,B	1.0	ug/L	SW846 8270C
Di-n-butyl phthalate	0.89 J,B	1.0	ug/L	SW846 8270C
bis(2-Ethylhexyl) phthalate	2.3 B	1.0	ug/L	SW846 8270C
FWGCBPMW-007C-0078-GF 07/14/05 14:22	**018**			
Arsenic	8.6 B	10.0	ug/L	SW846 6010B
Selenium	2.8 B	10.0	ug/L	SW846 6010B
Barium	12.6	10.0	ug/L	SW846 6010B
Calcium	178000 J	1000	ug/L	SW846 6010B
Iron	624 B	1000	ug/L	SW846 6010B
Magnesium	91800	1000	ug/L	SW846 6010B
Manganese	101	100	ug/L	SW846 6010B
Potassium	5030 J	5000	ug/L	SW846 6010B
Sodium	132000	1000	ug/L	SW846 6010B
Zinc	7.6 B	100	ug/L	SW846 6010B
FWGWBGmw-006C-0080-gw 07/14/05 15:26	**019**			
HMX	18	0.10	ug/L	SW846 8330
RDX	70 E	0.10	ug/L	SW846 8330
RDX	73	0.50	ug/L	SW846 8330
Diethyl phthalate	0.71 J,B	1.0	ug/L	SW846 8270C
Di-n-butyl phthalate	0.97 J,B	1.0	ug/L	SW846 8270C
bis(2-Ethylhexyl) phthalate	2.7 B	1.0	ug/L	SW846 8270C
FWGWBGmw-006C-0080-gf 07/14/05 15:26	**020**			
Barium	24.8	10.0	ug/L	SW846 6010B
Calcium	65300 J	1000	ug/L	SW846 6010B
Magnesium	21100	1000	ug/L	SW846 6010B
Manganese	52.8 B	100	ug/L	SW846 6010B
Potassium	820 B,J	5000	ug/L	SW846 6010B

(Continued on next page)

EXECUTIVE SUMMARY - Detection Highlights

A5G150118

PARAMETER	RESULT	REPORTING LIMIT	UNITS	ANALYTICAL METHOD
FWGWBGmw-006C-0080-gf 07/14/05 15:26 020				
Sodium	6190	1000	ug/L	SW846 6010B
FWGMP-tb-0091-gw 07/14/05 18:00 021				
Methylene chloride	0.84 J,B	2.0	ug/L	SW846 8260B

METHOD SUMMARY

ANALYTICAL METHODS SUMMARY

A5G150118

PARAMETER	ANALYTICAL METHOD
Cyanide, Total	SW846 9012A
Inductively Coupled Plasma (ICP) Metals	SW846 6010B
ICP-MS (6020)	SW846 6020
Mercury in Liquid Waste (Manual Cold-Vapor)	SW846 7470A
Nitrate-Nitrite	MCAWW 353.2
Nitroaromatics and Nitramines by HPLC	SW846 8330
Nitrocellulose as N, 353.2	MCAWW 353.2
Organics by UV/HPLC	NONE UV/HPLC per SOP
Organochlorine Pesticides	SW846 8081A
PCBs by SW-846 8082	SW846 8082
Semivolatile Organic Compounds by GC/MS	SW846 8270C
Trace Inductively Coupled Plasma (ICP) Metals	SW846 6010B
Volatile Organics by GC/MS	SW846 8260B

References:

MCAWW "Methods for Chemical Analysis of Water and Wastes", EPA-600/4-79-020, March 1983 and subsequent revisions.

NONE

SW846 "Test Methods for Evaluating Solid Waste, Physical/Chemical Methods", Third Edition, November 1986 and its updates.

SAMPLE SUMMARY

SAMPLE SUMMARY

A5G150118

WO #	SAMPLE#	CLIENT SAMPLE ID	SAMPLED DATE	SAMP TIME
HFJ0A	001	FWGBKGMW-012C-0052-GW	07/14/05	15:40
HFJ0J	002	FWGBKGMW-012C-0052-GF	07/14/05	15:40
HFJ0K	003	FWGBKGMW-010-0051-GW	07/14/05	09:50
HFJ0P	004	FWGBKGMW-010-0051-GF	07/14/05	09:50
HFJ0Q	005	FWGLL3MW-238C-0067-GW	07/14/05	10:20
HFJ0X	006	FWGLL3MW-238C-0067-GF	07/14/05	10:20
HFJ00	007	FWGLL3MW-242C-0068-GW	07/14/05	12:45
HFJ06	008	FWGLL3MW-242C-0068-GF	07/14/05	12:45
HFJ1D	009	FWGLL12MW-153C-0073-GW	07/14/05	09:56
HFJ1V	010	FWGLL12MW-153C-0073-GF	07/14/05	09:56
HFJ10	011	FWGLL12MW-182C-0074-GW	07/14/05	13:12
HFJ16	012	FWGLL12MW-182C-0074-GF	07/14/05	13:12
HFJ2K	013	FWGLL12MW-183C-0075-GW	07/14/05	15:06
HFJ2P	014	FWGLL12MW-183C-0075-GF	07/14/05	15:06
HFJ2R	015	FWGCBPMW-005C-0077-GW	07/14/05	11:51
HFJ2W	016	FWGCBPMW-005C-0077-GF	07/14/05	11:51
HFJ22	017	FWGCBPMW-007C-0078-GW	07/14/05	14:22
HFJ23	018	FWGCBPMW-007C-0078-GF	07/14/05	14:22
HFJ25	019	FWGWBGmw-006C-0080-gw	07/14/05	15:26
HFJ3A	020	FWGWBGmw-006C-0080-gf	07/14/05	15:26
HFJ3D	021	FWGMP-tb-0091-gw	07/14/05	18:00

NOTE(S):

- The analytical results of the samples listed above are presented on the following pages.
- All calculations are performed before rounding to avoid round-off errors in calculated results.
- Results noted as "ND" were not detected at or above the stated limit.
- This report must not be reproduced, except in full, without the written approval of the laboratory.
- Results for the following parameters are never reported on a dry weight basis: color, corrosivity, density, flashpoint, ignitability, layers, odor, paint filter test, pH, porosity pressure, reactivity, redox potential, specific gravity, spot tests, solids, solubility, temperature, viscosity, and weight.

SHIPPING AND RECEIVING DOCUMENTS

Chain of Custody Record

SEVERN TRENT **STL**

Severn Trent Laboratories, Inc.

STL-4124 (0901)

Client	Project Manager	Date	Chain of Custody Number
SpecPro	Chantelle Carroll	7-14-05	230989

Address	Telephone Number (Area Code)/Fax Number	Lab Number	Page 1 of 1
	330-358-1753		

City	State	Zip Code	Site Contact	Lab Contact

Project Name and Location (State)	Carrier/Waybill Number
FWGWMP RVAAP	

Contract/Purchase Order/Quote No.

Analysis (Attach list if more space is needed)

Sample I.D. No. and Description (Containers for each sample may be combined on one line)	Date	Time	Matrix: Air	Matrix: Aqueous	Matrix: Sed.	Matrix: Soil	Containers & Preservatives: Unpres.	H2SO4	HNO3	HCl	NaOH	ZnAc/NaOH	Exp	Cyanide	TAL metal	Pest/PCB	Prop	SVOC	VOC	Special Instructions/ Conditions of Receipt
FWGBKGmw-012C-0052-GW	7-14-05	1540		X			8			3	1		2	1		2	2	2	3	
FWGBKGmw-012C-0052-GF	7-14-05	1540		X					1						1					
FWGBKGmw-010C-0051-GW	7-14	950		X						3									3	
FWGLL3mw-238C-0067-GW	7-14	1020		X						3									3	
FWGLL3mw-242C-0068-GW	7-14	1245		X						3									3	
FWGLL12mw-153C-0073-gw	7-14	956		X						3									3	
FWGLL12mw-182C-0074-gw	7-14	1312		X						3									3	
FWGLL12mw-183C-0075-gw	7-14	1506		X						3									3	
FWG CBPmw-005C-0077-gw	7-14	1151		X						3									3	
FWGCBPmw-007C-0078-gw	7-14	1422		X						3									3	
FWG CUBGmw-006C-0080-gw	7-14	1526		X						3									3	
FWGCBPmw-005C-0077-MS/MSD	7-14	1151		X						3									3	
FWGMP-tb-0091-gw	7-14	1800								1									3	

Possible Hazard Identification: ☐ Non-Hazard ☐ Flammable ☐ Skin Irritant ☐ Poison B ☐ Unknown

Sample Disposal: ☐ Return To Client ☐ Disposal By Lab ☐ Archive For _____ Months (A fee may be assessed if samples are retained longer than 1 month)

Turn Around Time Required: ☐ 24 Hours ☐ 48 Hours ☐ 7 Days ☐ 14 Days ☐ 21 Days ☐ Other _____

QC Requirements (Specify)

	Date	Time		Date	Time
1. Relinquished By: Al Brillinger	7-14-05	1800	1. Received By: Al Haidet	7-14-05	1800
2. Relinquished By: A. H.	7-14-05	1900	2. Received By: Keith R. Miller	7-15-05	8:15
3. Relinquished By			3. Received By		

Comments

DISTRIBUTION: WHITE - Returned to Client with Report; CANARY - Stays with the Sample; PINK - Field Copy

Chain of Custody Record

SEVERN TRENT **STL**

Severn Trent Laboratories, Inc.

STL-4124 (0901)

Client	Project Manager	Date	Chain of Custody Number
SpecPro	Chantelle Carroll	7-14-05	230980
Address	**Telephone Number (Area Code)/Fax Number**	**Lab Number**	**Page 1 of 1**
	330-358-1753		
City / State / Zip Code	**Site Contact**	**Lab Contact**	
Project Name and Location (State)	**Carrier/Waybill Number**		
FWGWMP RVAAP			
Contract/Purchase Order/Quote No.			

Sample I.D. No. and Description (Containers for each sample may be combined on one line)	Date	Time	Matrix: Air	Aqueous	Sed.	Soil	Containers & Preservatives: Unpres	H2SO4	HNO3	HCl	NaOH	ZnAc/NaOH	Analysis: Exp.	Cyanide	TAL metal	Pest/PCB	Prop	SVOC	Special Instructions/ Conditions of Receipt
FWGBKGmw-010-0051-GW	7-14-05	0950		X			5				1		1	1		2	1	1	
FWGBKGmw-010-0051-GF	7-14-05	0950		X					1						1				

Possible Hazard Identification

☐ Non-Hazard ☐ Flammable ☐ Skin Irritant ☐ Poison B ☐ Unknown

Sample Disposal

☐ Return To Client ☐ Disposal By Lab ☐ Archive For _____ Months (A fee may be assessed if samples are retained longer than 1 month)

Turn Around Time Required

☐ 24 Hours ☐ 48 Hours ☐ 7 Days ☐ 14 Days ☐ 21 Days ☐ Other _____

QC Requirements (Specify)

	Date	Time		Date	Time
1. Relinquished By: Al Bullington	7-14-05	1800	1. Received By: Al Waidet	7-14-05	18
2. Relinquished By: A. H.	7-14-05	1900	2. Received By: Keith R. Miller	7-15-05	8:15
3. Relinquished By			3. Received By		

Comments

DISTRIBUTION: WHITE - Returned to Client with Report; CANARY - Stays with the Sample; PINK - Field Copy

Chain of Custody Record

SEVERN TRENT **STL**

Severn Trent Laboratories, Inc.

TL-4124 (0901)

Client	Project Manager	Date	Chain of Custody Number
Spec Pro	Chantelle Carroll	7-14-05	230987
Address	**Telephone Number (Area Code)/Fax Number**	**Lab Number**	**Page 1 of 1**
	330-358-1753		
City / State / Zip Code	**Site Contact**	**Lab Contact**	
Project Name and Location (State)	**Carrier/Waybill Number**		
FWGWMP RVAAP			
Contract/Purchase Order/Quote No.			

Sample I.D. No. and Description (Containers for each sample may be combined on one line)	Date	Time	Matrix: Air	Aqueous	Sed.	Soil	Containers & Preservatives: Unpres.	H2SO4	HNO3	HCl	NaOH	ZnAc/NaOH	Analysis: Exp	cyanide	TAL metal	Pest/PCB	Prop	SVOC	Special Instructions/ Conditions of Receipt
FWGLL3mw-238c-0067-GW	7-14-05	10:20		X			8				1		2	1		2	2	2	
FWGLL3mw-238c-0067-GF	7-14-05	1020		X					1						1				

Possible Hazard Identification

☐ Non-Hazard ☐ Flammable ☐ Skin Irritant ☐ Poison B ☐ Unknown

Sample Disposal

☐ Return To Client ☐ Disposal By Lab ☐ Archive For _____ Months (A fee may be assessed if samples are retained longer than 1 month)

Turn Around Time Required

☐ 24 Hours ☐ 48 Hours ☐ 7 Days ☐ 14 Days ☐ 21 Days ☐ Other _____

QC Requirements (Specify)

	Date	Time		Date	Time
1. Relinquished By: Al Bullinger	7-14-05	1800	1. Received By: Al Waidlet	7-14-05	1800
2. Relinquished By: H. H.	7-14-05	1900	2. Received By: Keith R. Miller	7-15-05	8:10
3. Relinquished By			3. Received By		

Comments

DISTRIBUTION: WHITE - Returned to Client with Report; CANARY - Stays with the Sample; PINK - Field Copy

Chain of Custody Record

SEVERN TRENT **STL**

Severn Trent Laboratories, Inc.

TL-4124 (0901)

Client	Project Manager	Date	Chain of Custody Number
SpecPro	Chantelle Carroll	7-14-05	230988
Address	**Telephone Number (Area Code)/Fax Number**	**Lab Number**	**Page 1 of 1**
	330-358-1753		
City / State / Zip Code	**Site Contact**	**Lab Contact**	
Project Name and Location (State)	**Carrier/Waybill Number**		
FWGWMP RVAAP			
Contract/Purchase Order/Quote No.			

Sample I.D. No. and Description (Containers for each sample may be combined on one line)	Date	Time	Matrix: Air	Aqueous	Sed.	Soil	Containers & Preservatives: Unpres.	H2SO4	HNO3	HCl	NaOH	ZnAc/NaOH	Analysis: EXP	Cyanide	TAL metal	Pest/PCB	Prop	SVOC	Special Instructions/ Conditions of Receipt
FWGL3mw-242C-0068-GW	7-14-05	1245		X			8				1		2	1		2	2	2	
FWGL3mw-242C-0068-GF	7-14-05	1245		X					1						1				

Possible Hazard Identification

☐ Non-Hazard ☐ Flammable ☐ Skin Irritant ☐ Poison B ☐ Unknown

Sample Disposal

☐ Return To Client ☐ Disposal By Lab ☐ Archive For _____ Months

(A fee may be assessed if samples are retained longer than 1 month)

Turn Around Time Required

☐ 24 Hours ☐ 48 Hours ☐ 7 Days ☐ 14 Days ☐ 21 Days ☐ Other _____

QC Requirements (Specify)

	Date	Time		Date	Time
1. Relinquished By: Al Bullenji	7-14-05	1800	1. Received By: Al Waidet	7-14-05	1800
2. Relinquished By: A.H.	7-14-05	1900	2. Received By: Keith R Miller	7-15-05	8:15
3. Relinquished By			3. Received By		

Comments

DISTRIBUTION: WHITE - Returned to Client with Report; CANARY - Stays with the Sample; PINK - Field Copy

Chain of Custody Record

SEVERN TRENT **STL**

Severn Trent Laboratories, Inc.

STL-4124 (0901)

Client	Project Manager	Date	Chain of Custody Number
Spec Pro	Chantelle Carroll	7-14-05	230986
Address	**Telephone Number (Area Code)/Fax Number**	**Lab Number**	**Page** 1 **of** 1
	330-358-1753		

City	State	Zip Code	Site Contact	Lab Contact

Project Name and Location (State)	Carrier/Waybill Number
FWGWMP RVAAP	

Contract/Purchase Order/Quote No.

Sample I.D. No. and Description (Containers for each sample may be combined on one line)	Date	Time	Matrix: Air	Matrix: Aqueous	Matrix: Sed.	Matrix: Soil	Containers & Preservatives: Unpres.	H2SO4	HNO3	HCl	NaOH	ZnAc/NaOH	Analysis (Attach list if more space is needed): Exp	cyanide	TAL metal	Pest/PCB	ProP	SVOC	Nitrate-nitrite	Special Instructions/ Conditions of Receipt
FWGLL12MW-153C-0073-GW	7-14-05	0956		X			8	1			1		2	1		2	2	2	1	
FWGLL12MW-153C-0073-GF	7-14-05	0956		X					1						1					

Possible Hazard Identification: ☐ Non-Hazard ☐ Flammable ☐ Skin Irritant ☐ Poison B ☐ Unknown

Sample Disposal: ☐ Return To Client ☐ Disposal By Lab ☐ Archive For _____ Months (A fee may be assessed if samples are retained longer than 1 month)

Turn Around Time Required: ☐ 24 Hours ☐ 48 Hours ☐ 7 Days ☐ 14 Days ☐ 21 Days ☐ Other _____

QC Requirements (Specify)

	Date	Time		Date	Time
1. Relinquished By: Al Bulling	7-14-05	1800	1. Received By: Al Haidet	7-14-05	18[illegible]
2. Relinquished By: A. H.	7-14-05	1900	2. Received By: Keith R. Miller	~~7-14-05~~	8[illegible]
3. Relinquished By			3. Received By	7-15-05	

Comments

KRM 7-15-05

DISTRIBUTION: WHITE - Returned to Client with Report; CANARY - Stays with the Sample; PINK - Field Copy

Chain of Custody Record

SEVERN TRENT **STL**

Severn Trent Laboratories, Inc.

27

STL-4124 (0901)

Client	Project Manager	Date	Chain of Custody Number
SpecPro	Chantelle Carroll	7-14-05	230981
Address	**Telephone Number (Area Code)/Fax Number**	**Lab Number**	**Page 1 of 1**
	330-358-1793		
City / **State** / **Zip Code**	**Site Contact**	**Lab Contact**	
Project Name and Location (State)	**Carrier/Waybill Number**		
FWGWMP RVAAP			
Contract/Purchase Order/Quote No.			

Sample I.D. No. and Description (Containers for each sample may be combined on one line)	Date	Time	Matrix: Air	Aqueous	Sed.	Soil	Containers & Preservatives: Unpres.	H2SO4	HNO3	HCl	NaOH	ZnAc/NaOH	Analysis: Exp	Cyanide	TAL metal	Pest/PCB	PAOP	SVOC	nitrate
FWGLL12mw-182C-0074-GW	7-14	1312		X			8	1			1		2	1		1	2	2	1
FWGLL12mw-182C-0074-GF	7-14	1312		X					1						1				

Special Instructions/ Conditions of Receipt

Page 695

Possible Hazard Identification

☐ Non-Hazard ☐ Flammable ☐ Skin Irritant ☐ Poison B ☐ Unknown

Sample Disposal

☐ Return To Client ☐ Disposal By Lab ☐ Archive For _____ Months

(A fee may be assessed if samples are retained longer than 1 month)

Turn Around Time Required

☐ 24 Hours ☐ 48 Hours ☐ 7 Days ☐ 14 Days ☐ 21 Days ☐ Other _____

QC Requirements (Specify)

	Date	Time		Date	Time
1. Relinquished By: Al Bullington	7-14-05	1800	1. Received By: Al Waidet	7-14-05	18
2. Relinquished By: A. H.	7-14-05	1900	2. Received By: Keith R. Miller	7-15-05	8
3. Relinquished By			3. Received By		

Comments

DISTRIBUTION: WHITE - Returned to Client with Report; CANARY - Stays with the Sample; PINK - Field Copy

APPENDIX B

STL North Canton

Chain of Custody Record

SEVERN TRENT **STL**

Severn Trent Laboratories, Inc.

28

STL-4124 (0901)

Client	Project Manager	Date	Chain of Custody Number
SpecPro	Chantelle Carroll	7-14-05	230982
Address	**Telephone Number (Area Code)/Fax Number**	**Lab Number**	**Page 1 of 1**
	330-358-1753		
City / State / Zip Code	**Site Contact**	**Lab Contact**	
Project Name and Location (State)	**Carrier/Waybill Number**		
FWGWMP RVAAP			
Contract/Purchase Order/Quote No.			

Sample I.D. No. and Description (Containers for each sample may be combined on one line)	Date	Time	Matrix: Air	Aqueous	Sed.	Soil	Containers & Preservatives: Unpres.	H_2SO_4	HNO_3	HCl	NaOH	ZnAc/NaOH	Analysis: Exp	Cyanide	TAL metal	Pest/PCB	Prop	SVOC	Nitrate
FWGLL12mw-183C-0075-GW	7-14-05	1500		X			8	1			1		2	1		2	2	2	1
FWGLL12mw-183C-0075-GF	7-14-05	1500		X					1						1				

Special Instructions/ Conditions of Receipt

Page 696

Possible Hazard Identification

☐ Non-Hazard ☐ Flammable ☐ Skin Irritant ☐ Poison B ☐ Unknown

Sample Disposal

☐ Return To Client ☐ Disposal By Lab ☐ Archive For _____ Months

(A fee may be assessed if samples are retained longer than 1 month)

Turn Around Time Required

☐ 24 Hours ☐ 48 Hours ☐ 7 Days ☐ 14 Days ☐ 21 Days ☐ Other _____

QC Requirements (Specify)

	Date	Time		Date	Time
1. Relinquished By: Al Bullinger	7-14-05	1800	1. Received By: Al Waidet	7-14-05	1800
2. Relinquished By: A.H.	7-14-05	1900	2. Received By: Keith R. Miller	7-15-05	8:15
3. Relinquished By	Date	Time	3. Received By	Date	Time

Comments

DISTRIBUTION: WHITE - Returned to Client with Report; CANARY - Stays with the Sample; PINK - Field Copy

APPENDIX B

STL North Canton

Chain of Custody Record

SEVERN TRENT **STL**

Severn Trent Laboratories, Inc.

29

STL-4124 (0901)

Client	Project Manager	Date	Chain of Custody Number
SpecPro	Chantelle Carroll	7-14-05	230983
Address	**Telephone Number (Area Code)/Fax Number**	**Lab Number**	**Page 1 of 1**
	330-358-1753		
City / **State** / **Zip Code**	**Site Contact**	**Lab Contact**	
Project Name and Location (State)	**Carrier/Waybill Number**		
Contract/Purchase Order/Quote No. FWGWMP RVAAP			

Sample I.D. No. and Description (Containers for each sample may be combined on one line)	Date	Time	Matrix: Air	Aqueous	Sed.	Soil	Containers & Preservatives: Unpres.	H_2SO_4	HNO_3	HCl	NaOH	ZnAc/NaOH	Analysis: Exp	Cyanide	TAL metal	Pest/PCB	Prop	SVOC	Special Instructions/ Conditions of Receipt
FWGCBPmw-005c-0077-GW	7-14-05	11:51		X			8				1		2	1		2	2	2	
FWGCBPmw-005c-0077-GF	7-14-05	11:51		X					1						1				

Page 697

Possible Hazard Identification

☐ Non-Hazard ☐ Flammable ☐ Skin Irritant ☐ Poison B ☐ Unknown

Sample Disposal

☐ Return To Client ☐ Disposal By Lab ☐ Archive For _____ Months (A fee may be assessed if samples are retained longer than 1 month)

Turn Around Time Required

☐ 24 Hours ☐ 48 Hours ☐ 7 Days ☐ 14 Days ☐ 21 Days ☐ Other _____

QC Requirements (Specify)

	Date	Time		Date	Time
1. Relinquished By: Al Bullenjr	7-14-05	1800	1. Received By: Cliff Haidet	7-14-05	1800
2. Relinquished By: A.H.	7-14-05	1900	2. Received By: Keith R. Miller	7-15-05	8:15
3. Relinquished By:			3. Received By:		

Comments

DISTRIBUTION: WHITE - Returned to Client with Report; CANARY - Stays with the Sample; PINK - Field Copy

STL North Canton

APPENDIX B

Chain of Custody Record

SEVERN TRENT **STL**

Severn Trent Laboratories, Inc.

30

STL-4124 (0901)

Client	Project Manager	Date	Chain of Custody Number
SpecPro	Chantelle Carroll	7-14-05	230984
Address	**Telephone Number (Area Code)/Fax Number**	**Lab Number**	**Page 1 of 1**
	330-358-1753		

City	State	Zip Code	Site Contact	Lab Contact

Project Name and Location (State)	Carrier/Waybill Number
FWGWMP RVAAP	

Contract/Purchase Order/Quote No.

Sample I.D. No. and Description (Containers for each sample may be combined on one line)	Date	Time	Matrix: Air	Aqueous	Sed.	Soil	Containers & Preservatives: Unpres.	H2SO4	HNO3	HCl	NaOH	ZnAc/ NaOH	Analysis: Exp	Cyanide	TAL metal	Pest/PCB	SVOC	Prop	Special Instructions/ Conditions of Receipt
FWGCBPmw-005C-0077-MS/MSD	7-14-05	11:51		X			8		1		1		2	1	1	2	2	2	

Page 698

Possible Hazard Identification

☐ Non-Hazard ☐ Flammable ☐ Skin Irritant ☐ Poison B ☐ Unknown

Sample Disposal

☐ Return To Client ☐ Disposal By Lab ☐ Archive For _____ Months (A fee may be assessed if samples are retained longer than 1 month)

Turn Around Time Required

☐ 24 Hours ☐ 48 Hours ☐ 7 Days ☐ 14 Days ☐ 21 Days ☐ Other _____

QC Requirements (Specify)

	Date	Time		Date	Time
1. Relinquished By: Chantelle Carroll	7-14	1800	1. Received By: Al Haidet	7-14-05	1800
2. Relinquished By: A. H.	7-14-05	1900	2. Received By: Keith R. Miller	7-15-05	8:15
3. Relinquished By			3. Received By		

Comments

DISTRIBUTION: WHITE - Returned to Client with Report; CANARY - Stays with the Sample; PINK - Field Copy

STL North Canton

APPENDIX B

Chain of Custody Record

SEVERN TRENT **STL**

Severn Trent Laboratories, Inc.

31

STL-4124 (0901)

Client	Project Manager	Date	Chain of Custody Number
SpecPro	Chantelle Carroll	7-14-05	230985
Address	**Telephone Number (Area Code)/Fax Number**	**Lab Number**	**Page 1 of 1**
	330-358-4753		
City / **State** / **Zip Code**	**Site Contact**	**Lab Contact**	
Project Name and Location (State)	**Carrier/Waybill Number**		
FWGWMP RVAAP			
Contract/Purchase Order/Quote No.			
N/A			

Sample I.D. No. and Description (Containers for each sample may be combined on one line)	Date	Time	Matrix: Air	Aqueous	Sed.	Soil	Containers & Preservatives: Unpres.	H_2SO_4	HNO_3	HCl	NaOH	ZnAc/NaOH	Analysis: Exp	cyanide	TAL metal	Pest/PCB	Prop	SVOC	Special Instructions/ Conditions of Receipt
FWGCBPmw-007C-0078-GW	7-14-05	1422		X			8				1		21		1	2	2	2	
FWGCBPmw-007C-0078-GF	7-14-05	1422		X					1										

Page 699

Possible Hazard Identification

☐ Non-Hazard ☐ Flammable ☐ Skin Irritant ☐ Poison B ☐ Unknown

Sample Disposal

☐ Return To Client ☐ Disposal By Lab ☐ Archive For _____ Months

(A fee may be assessed if samples are retained longer than 1 month)

Turn Around Time Required

☐ 24 Hours ☐ 48 Hours ☐ 7 Days ☐ 14 Days ☐ 21 Days ☐ Other _____

QC Requirements (Specify)

	Date	Time		Date	Time
1. Relinquished By: Al Bulling	7-14-05	1800	1. Received By: Al Haidet	7-14-05	1800
2. Relinquished By: A. H.	7-14-05	1900	2. Received By: Keith R. Miller	7-15-05	8:15
3. Relinquished By			3. Received By		

Comments

DISTRIBUTION: WHITE - Returned to Client with Report; CANARY - Stays with the Sample; PINK - Field Copy

APPENDIX B

STL North Canton

Chain of Custody Record

SEVERN TRENT **STL**

Severn Trent Laboratories, Inc.

32

STL-4124 (0901)

Client	Project Manager	Date	Chain of Custody Number
Spec Pro	Chantelle Carroll	7-14-05	230996
Address	Telephone Number (Area Code)/Fax Number	Lab Number	Page 1 of 1
	330-359-7153		
City / State / Zip Code	Site Contact	Lab Contact	
Project Name and Location (State)	Carrier/Waybill Number		
FWGWMP RVAAP			
Contract/Purchase Order/Quote No.			

Sample I.D. No. and Description (Containers for each sample may be combined on one line)	Date	Time	Matrix: Air	Aqueous	Sed.	Soil	Containers & Preservatives: Unpres.	H2SO4	HNO3	HCl	NaOH	ZnAc/NaOH	Analysis: Exp	Cyanide	Tal Metal	Pest/PCB prep	SVOC prep	Special Instructions/ Conditions of Receipt
FWGWBGmw-0016C-0080-gw	7-14	1526		X			8				1		2	1		2	2	2
FWGWBGmw-0016C-0080-gw	7-14	1526		X					1						1			

Page 700

Possible Hazard Identification

☐ Non-Hazard ☐ Flammable ☐ Skin Irritant ☐ Poison B ☐ Unknown

Sample Disposal

☐ Return To Client ☐ Disposal By Lab ☐ Archive For _____ Months

(A fee may be assessed if samples are retained longer than 1 month)

Turn Around Time Required

☐ 24 Hours ☐ 48 Hours ☐ 7 Days ☐ 14 Days ☐ 21 Days ☐ Other _____

QC Requirements (Specify)

	Date	Time		Date	Time
1. Relinquished By: Chantelle Carroll	7-14	1800	1. Received By: Del Haidet	7-14-05	1800
2. Relinquished By: A. H.	7-14-05	1900	2. Received By: Keith R Miller	7-15-05	8:10
3. Relinquished By	Date	Time	3. Received By	Date	Time

Comments

DISTRIBUTION: WHITE - Returned to Client with Report; CANARY - Stays with the Sample; PINK - Field Copy

STL North Canton

APPENDIX B

STL Cooler Receipt Form/Narrative **Lot Number:** A5G150118

North Canton Facility

Client: Spec Pro Project: Quote#:

Cooler Received on: 7-15-05 Opened on: 7-15-05 by: Keith R Miller (Signature)

Fedx ☐ Client Drop Off ☐ UPS ☐ DHL ☐ FAS ☐ Other: STL courier

STL Cooler No# on back Foam Box ☐ Client Cooler ☐ Other ___

1. Were custody seals on the outside of the cooler? Yes ☑ No ☐ Intact? Yes ☑ No ☐ NA ☐
   If YES, Quantity 22
   Were the custody seals signed and dated? Yes ☑ No ☐ NA ☐
2. Shipper's packing slip attached to this form? Yes ☐ No ☐ NA ☑
3. Did custody papers accompany the samples? Yes ☑ No ☐ Relinquished by client? Yes ☑ No ☐
4. Did you sign the custody papers in the appropriate place? Yes ☑ No ☐
5. Packing material used: Bubble Wrap ☑ Foam ☑ None ☐ Other : ___
6. Cooler temperature upon receipt on back °C (see back of form for multiple coolers/temp)

METHOD: Temp Vial ☐ Coolant & Sample ☐ Against Bottles ☐ IR ☑ ICE/H_2O Slurry ☐

COOLANT: Wet Ice ☑ Blue Ice ☐ Dry Ice ☐ Water ☐ None ☐

7. Did all bottles arrive in good condition (Unbroken)? Yes ☑ No ☐
8. Could all bottle labels and/or tags be reconciled with the COC? Yes ☑ No ☐
9. Were samples at the correct pH? (record below/on back) Yes ☑ No ☐ NA ☐
10. Were correct bottles used for the tests indicated? Yes ☑ No ☐
11. Were air bubbles >6 mm in any VOA vials? Yes ☐ No ☑ NA ☐
12. Sufficient quantity received to perform indicated analyses? Yes ☑ No ☐

Contacted PM FJC Date: 7/14 by: WM via Voice Mail ☐ Verbal ☑ Other ☐

Concerning: #1

√		

1. CHAIN OF CUSTODY

The following discrepancies occurred:

Rec'd only 1X40 TB. COC = 3X40.

~~COC = 010~~ COC = 010-0051-GW
010-0051-GF

label ID = 010C-0051-GW / 010C-0051-GF

2. SAMPLE CONDITION will log per COC.

Sample(s) ___ were received after the recommended holding time had expired.

Sample(s) ___ were received in a broken container.

3. SAMPLE PRESERVATION

Sample(s) ___ were further preserved in sample receiving to meet recommended pH level(s). *Nitric Acid Lot # 051105-HNO3; Sulfuric Acid Lot # 102804-H2SO4; Sodium Hydroxide Lot # -041305 -NaOH; Hydrochloric Acid Lot # 100504-HCl; Sodium Hydroxide and Zinc Acetate Lot # 071604-CH3COO2ZN/NaOH*

Sample(s) ___ were received with bubble > 6 mm in diameter (cc: PM)

4. Other (see below or back)

Client ID	pH	Date	Initials
52 GW	712	7-15-05	KRM
52 GF	<2		
51 GW	712		
51 GF	<2		
67 GW	712		

STL Cooler Receipt Form/Narrative
North Canton Facility

Client ID	pH	Date	Initials
67 GF	<2	7-15-05	KRM
68 GW	>12		
68 GF	<2		
73 GW	>12 <2		
73 GF	<2		
74 GW	>12 <2		
74 GF	[redacted] <2		
75 GW	>12 <2		
75 GF	<2		
77 GW	>12 >12		
77 GF	<2 <2		
78 GF	>12		
78 GW	<2		
80 GW	>12		
80 GF	<2		

Cooler	Temp	Method	Coolant
client cooler	2.3°C	IR	Wet ice
client cooler	4.9°C		
STL L142	5.7°C		
STL L98	4.6°C		
STL L138	4.3°C		
STL L152	3.4°C		
STL L4	5.4°C		
STL L11	2.3°C		

Discrepancies Cont.

Please see attached for remaining temps.

ASG150118

STL North Canton Multiple Cooler Form

Cooler	Temp	Method	Coolant	Comments
client cooler	5.3°C	IR	Wet ice	
STL L85	3.5°C	〃	〃	
client cooler	4.6°C	〃	〃	

GCMS VOLATILE DATA

SpecPro Inc

Client Sample ID: FWGBKGMW-012C-0052-GW

GC/MS Volatiles

Lot-Sample #...: A5G150118-001 **Work Order #...:** HFJ0A1AA **Matrix.....:** WG
Date Sampled...: 07/14/05 15:40 **Date Received..:** 07/15/05
Prep Date.....: 07/26/05 **Analysis Date..:** 07/26/05
Prep Batch #...: 5208186
Dilution Factor: 1 **Initial Wgt/Vol:** 5 mL **Final Wgt/Vol..:** 5 mL
Method.....: SW846 8260B

PARAMETER	RESULT	REPORTING LIMIT	UNITS
Chloromethane	ND	1.0	ug/L
Bromomethane	ND	1.0	ug/L
Vinyl chloride	ND	1.0	ug/L
Chloroethane	ND	1.0	ug/L
Methylene chloride	ND	2.0	ug/L
Acetone	ND	10	ug/L
Carbon disulfide	ND	1.0	ug/L
1,1-Dichloroethene	ND	1.0	ug/L
1,1-Dichloroethane	ND	1.0	ug/L
1,2-Dichloroethene (total)	ND	1.0	ug/L
Chloroform	ND	1.0	ug/L
1,2-Dichloroethane	ND	1.0	ug/L
2-Butanone	ND	10	ug/L
1,1,1-Trichloroethane	ND	1.0	ug/L
Carbon tetrachloride	ND	1.0	ug/L
Bromodichloromethane	ND	1.0	ug/L
1,2-Dichloropropane	ND	1.0	ug/L
cis-1,3-Dichloropropene	ND	1.0	ug/L
Trichloroethene	ND	1.0	ug/L
Dibromochloromethane	ND	1.0	ug/L
1,1,2-Trichloroethane	ND	1.0	ug/L
Benzene	ND	1.0	ug/L
trans-1,3-Dichloropropene	ND	1.0	ug/L
Bromoform	ND	1.0	ug/L
4-Methyl-2-pentanone	ND	10	ug/L
2-Hexanone	ND	10	ug/L
Tetrachloroethene	ND	1.0	ug/L
1,1,2,2-Tetrachloroethane	ND	1.0	ug/L
Toluene	ND	1.0	ug/L
Chlorobenzene	ND	1.0	ug/L
Ethylbenzene	ND	1.0	ug/L
Styrene	ND	1.0	ug/L
Xylenes (total)	ND	2.0	ug/L

SURROGATE	PERCENT RECOVERY	RECOVERY LIMITS
Dibromofluoromethane	93	(73 - 122)
1,2-Dichloroethane-d4	92	(61 - 128)
Toluene-d8	96	(76 - 110)
4-Bromofluorobenzene	93	(74 - 116)

SpecPro Inc

FWGBKGMW-012C-0052-GW

GC/MS Volatiles

Lot-Sample #: A5G150118-001 **Work Order #:** HFJ0A1AA **Matrix:** WG

MASS SPECTROMETER/DATA SYSTEM (MSDS) TENTATIVELY IDENTIFIED COMPOUNDS

PARAMETER	CAS #	ESTIMATED RESULT	RETENTION TIME	UNITS
None				ug/L

SpecPro Inc

Client Sample ID: FWGBKGMW-010-0051-GW

GC/MS Volatiles

Lot-Sample #...: A5G150118-003 **Work Order #...:** HFJ0K1AA **Matrix.....:** WG
Date Sampled...: 07/14/05 09:50 **Date Received..:** 07/15/05
Prep Date.....: 07/26/05 **Analysis Date..:** 07/26/05
Prep Batch #...: 5208186
Dilution Factor: 1 **Initial Wgt/Vol:** 5 mL **Final Wgt/Vol..:** 5 mL
Method.....: SW846 8260B

PARAMETER	RESULT	REPORTING LIMIT	UNITS
Chloromethane	ND	1.0	ug/L
Bromomethane	ND	1.0	ug/L
Vinyl chloride	ND	1.0	ug/L
Chloroethane	ND	1.0	ug/L
Methylene chloride	ND	2.0	ug/L
Acetone	ND	10	ug/L
Carbon disulfide	ND	1.0	ug/L
1,1-Dichloroethene	ND	1.0	ug/L
1,1-Dichloroethane	ND	1.0	ug/L
1,2-Dichloroethene (total)	ND	1.0	ug/L
Chloroform	ND	1.0	ug/L
1,2-Dichloroethane	ND	1.0	ug/L
2-Butanone	ND	10	ug/L
1,1,1-Trichloroethane	ND	1.0	ug/L
Carbon tetrachloride	ND	1.0	ug/L
Bromodichloromethane	ND	1.0	ug/L
1,2-Dichloropropane	ND	1.0	ug/L
cis-1,3-Dichloropropene	ND	1.0	ug/L
Trichloroethene	ND	1.0	ug/L
Dibromochloromethane	ND	1.0	ug/L
1,1,2-Trichloroethane	ND	1.0	ug/L
Benzene	ND	1.0	ug/L
trans-1,3-Dichloropropene	ND	1.0	ug/L
Bromoform	ND	1.0	ug/L
4-Methyl-2-pentanone	ND	10	ug/L
2-Hexanone	ND	10	ug/L
Tetrachloroethene	ND	1.0	ug/L
1,1,2,2-Tetrachloroethane	ND	1.0	ug/L
Toluene	ND	1.0	ug/L
Chlorobenzene	ND	1.0	ug/L
Ethylbenzene	ND	1.0	ug/L
Styrene	ND	1.0	ug/L
Xylenes (total)	ND	2.0	ug/L

SURROGATE	PERCENT RECOVERY	RECOVERY LIMITS
Dibromofluoromethane	90	(73 - 122)
1,2-Dichloroethane-d4	92	(61 - 128)
Toluene-d8	94	(76 - 110)
4-Bromofluorobenzene	93	(74 - 116)

SpecPro Inc

FWGBKGMW-010-0051-GW

GC/MS Volatiles

Lot-Sample #: A5G150118-003 **Work Order #:** HFJ0K1AA **Matrix:** WG

MASS SPECTROMETER/DATA SYSTEM (MSDS) TENTATIVELY IDENTIFIED COMPOUNDS

PARAMETER	CAS #	ESTIMATED RESULT	RETENTION TIME	UNITS
None				ug/L

SpecPro Inc

Client Sample ID: FWGLL3MW-238C-0067-GW

GC/MS Volatiles

Lot-Sample #...: A5G150118-005 **Work Order #...:** HFJ0Q1AA **Matrix.....:** WG
Date Sampled...: 07/14/05 10:20 **Date Received..:** 07/15/05
Prep Date.....: 07/26/05 **Analysis Date..:** 07/26/05
Prep Batch #...: 5208186
Dilution Factor: 1 **Initial Wgt/Vol:** 5 mL **Final Wgt/Vol..:** 5 mL
Method.....: SW846 8260B

PARAMETER	RESULT	REPORTING LIMIT	UNITS
Chloromethane	ND	1.0	ug/L
Bromomethane	ND	1.0	ug/L
Vinyl chloride	ND	1.0	ug/L
Chloroethane	ND	1.0	ug/L
Methylene chloride	ND	2.0	ug/L
Acetone	ND	10	ug/L
Carbon disulfide	ND	1.0	ug/L
1,1-Dichloroethene	ND	1.0	ug/L
1,1-Dichloroethane	ND	1.0	ug/L
1,2-Dichloroethene (total)	ND	1.0	ug/L
Chloroform	ND	1.0	ug/L
1,2-Dichloroethane	ND	1.0	ug/L
2-Butanone	ND	10	ug/L
1,1,1-Trichloroethane	ND	1.0	ug/L
Carbon tetrachloride	ND	1.0	ug/L
Bromodichloromethane	ND	1.0	ug/L
1,2-Dichloropropane	ND	1.0	ug/L
cis-1,3-Dichloropropene	ND	1.0	ug/L
Trichloroethene	ND	1.0	ug/L
Dibromochloromethane	ND	1.0	ug/L
1,1,2-Trichloroethane	ND	1.0	ug/L
Benzene	ND	1.0	ug/L
trans-1,3-Dichloropropene	ND	1.0	ug/L
Bromoform	ND	1.0	ug/L
4-Methyl-2-pentanone	ND	10	ug/L
2-Hexanone	ND	10	ug/L
Tetrachloroethene	ND	1.0	ug/L
1,1,2,2-Tetrachloroethane	ND	1.0	ug/L
Toluene	ND	1.0	ug/L
Chlorobenzene	ND	1.0	ug/L
Ethylbenzene	ND	1.0	ug/L
Styrene	ND	1.0	ug/L
Xylenes (total)	ND	2.0	ug/L

SURROGATE	PERCENT RECOVERY	RECOVERY LIMITS
Dibromofluoromethane	85	(73 - 122)
1,2-Dichloroethane-d4	89	(61 - 128)
Toluene-d8	96	(76 - 110)
4-Bromofluorobenzene	93	(74 - 116)

SpecPro Inc

FWGLL3MW-238C-0067-GW

GC/MS Volatiles

Lot-Sample #: A5G150118-005 **Work Order #:** HFJ0Q1AA **Matrix:** WG

MASS SPECTROMETER/DATA SYSTEM (MSDS) TENTATIVELY IDENTIFIED COMPOUNDS

PARAMETER	CAS #	ESTIMATED RESULT	RETENTION TIME	UNITS
None				ug/L

SpecPro Inc

Client Sample ID: FWGLL3MW-242C-0068-GW

GC/MS Volatiles

Lot-Sample #...: A5G150118-007 **Work Order #...:** HFJ001AA **Matrix.....:** WG
Date Sampled...: 07/14/05 12:45 **Date Received..:** 07/15/05
Prep Date.....: 07/26/05 **Analysis Date..:** 07/26/05
Prep Batch #...: 5208186
Dilution Factor: 1 **Initial Wgt/Vol:** 5 mL **Final Wgt/Vol..:** 5 mL
Method.....: SW846 8260B

PARAMETER	RESULT	REPORTING LIMIT	UNITS
Chloromethane	ND	1.0	ug/L
Bromomethane	ND	1.0	ug/L
Vinyl chloride	ND	1.0	ug/L
Chloroethane	ND	1.0	ug/L
Methylene chloride	ND	2.0	ug/L
Acetone	ND	10	ug/L
Carbon disulfide	ND	1.0	ug/L
1,1-Dichloroethene	ND	1.0	ug/L
1,1-Dichloroethane	ND	1.0	ug/L
1,2-Dichloroethene (total)	ND	1.0	ug/L
Chloroform	ND	1.0	ug/L
1,2-Dichloroethane	ND	1.0	ug/L
2-Butanone	ND	10	ug/L
1,1,1-Trichloroethane	ND	1.0	ug/L
Carbon tetrachloride	ND	1.0	ug/L
Bromodichloromethane	ND	1.0	ug/L
1,2-Dichloropropane	ND	1.0	ug/L
cis-1,3-Dichloropropene	ND	1.0	ug/L
Trichloroethene	ND	1.0	ug/L
Dibromochloromethane	ND	1.0	ug/L
1,1,2-Trichloroethane	ND	1.0	ug/L
Benzene	ND	1.0	ug/L
trans-1,3-Dichloropropene	ND	1.0	ug/L
Bromoform	ND	1.0	ug/L
4-Methyl-2-pentanone	ND	10	ug/L
2-Hexanone	ND	10	ug/L
Tetrachloroethene	ND	1.0	ug/L
1,1,2,2-Tetrachloroethane	ND	1.0	ug/L
Toluene	ND	1.0	ug/L
Chlorobenzene	ND	1.0	ug/L
Ethylbenzene	ND	1.0	ug/L
Styrene	ND	1.0	ug/L
Xylenes (total)	ND	2.0	ug/L

SURROGATE	PERCENT RECOVERY	RECOVERY LIMITS
Dibromofluoromethane	90	(73 - 122)
1,2-Dichloroethane-d4	91	(61 - 128)
Toluene-d8	94	(76 - 110)
4-Bromofluorobenzene	93	(74 - 116)

SpecPro Inc

FWGLL3MW-242C-0068-GW

GC/MS Volatiles

Lot-Sample #: A5G150118-007 **Work Order #:** HFJ001AA **Matrix:** WG

MASS SPECTROMETER/DATA SYSTEM (MSDS) TENTATIVELY IDENTIFIED COMPOUNDS

PARAMETER	CAS #	ESTIMATED RESULT	RETENTION TIME	UNITS
None				ug/L

SpecPro Inc

Client Sample ID: FWGLL12MW-153C-0073-GW

GC/MS Volatiles

Lot-Sample #...: A5G150118-009 **Work Order #...:** HFJ1D1AA **Matrix.....:** WG
Date Sampled...: 07/14/05 09:56 **Date Received..:** 07/15/05
Prep Date.....: 07/26/05 **Analysis Date..:** 07/26/05
Prep Batch #...: 5208186
Dilution Factor: 1 **Initial Wgt/Vol:** 5 mL **Final Wgt/Vol..:** 5 mL
Method.....: SW846 8260B

PARAMETER	RESULT	REPORTING LIMIT	UNITS
Chloromethane	ND	1.0	ug/L
Bromomethane	ND	1.0	ug/L
Vinyl chloride	ND	1.0	ug/L
Chloroethane	ND	1.0	ug/L
Methylene chloride	ND	2.0	ug/L
Acetone	ND	10	ug/L
Carbon disulfide	ND	1.0	ug/L
1,1-Dichloroethene	ND	1.0	ug/L
1,1-Dichloroethane	ND	1.0	ug/L
1,2-Dichloroethene (total)	ND	1.0	ug/L
Chloroform	ND	1.0	ug/L
1,2-Dichloroethane	ND	1.0	ug/L
2-Butanone	ND	10	ug/L
1,1,1-Trichloroethane	ND	1.0	ug/L
Carbon tetrachloride	ND	1.0	ug/L
Bromodichloromethane	ND	1.0	ug/L
1,2-Dichloropropane	ND	1.0	ug/L
cis-1,3-Dichloropropene	ND	1.0	ug/L
Trichloroethene	ND	1.0	ug/L
Dibromochloromethane	ND	1.0	ug/L
1,1,2-Trichloroethane	ND	1.0	ug/L
Benzene	ND	1.0	ug/L
trans-1,3-Dichloropropene	ND	1.0	ug/L
Bromoform	ND	1.0	ug/L
4-Methyl-2-pentanone	ND	10	ug/L
2-Hexanone	ND	10	ug/L
Tetrachloroethene	ND	1.0	ug/L
1,1,2,2-Tetrachloroethane	ND	1.0	ug/L
Toluene	ND	1.0	ug/L
Chlorobenzene	ND	1.0	ug/L
Ethylbenzene	ND	1.0	ug/L
Styrene	ND	1.0	ug/L
Xylenes (total)	ND	2.0	ug/L

SURROGATE	PERCENT RECOVERY	RECOVERY LIMITS
Dibromofluoromethane	91	(73 - 122)
1,2-Dichloroethane-d4	90	(61 - 128)
Toluene-d8	94	(76 - 110)
4-Bromofluorobenzene	91	(74 - 116)

SpecPro Inc

FWGLL12MW-153C-0073-GW

GC/MS Volatiles

Lot-Sample #: A5G150118-009 **Work Order #:** HFJ1D1AA **Matrix:** WG

MASS SPECTROMETER/DATA SYSTEM (MSDS) TENTATIVELY IDENTIFIED COMPOUNDS

PARAMETER	CAS #	ESTIMATED RESULT	RETENTION TIME	UNITS
None				ug/L

SpecPro Inc

Client Sample ID: FWGLL12MW-182C-0074-GW

GC/MS Volatiles

Lot-Sample #...: A5G150118-011 **Work Order #...:** HFJ101AA **Matrix.....:** WG
Date Sampled...: 07/14/05 13:12 **Date Received..:** 07/15/05
Prep Date.....: 07/26/05 **Analysis Date..:** 07/26/05
Prep Batch #...: 5208186
Dilution Factor: 1 **Initial Wgt/Vol:** 5 mL **Final Wgt/Vol..:** 5 mL
Method.....: SW846 8260B

PARAMETER	RESULT	REPORTING LIMIT	UNITS
Chloromethane	ND	1.0	ug/L
Bromomethane	ND	1.0	ug/L
Vinyl chloride	ND	1.0	ug/L
Chloroethane	ND	1.0	ug/L
Methylene chloride	ND	2.0	ug/L
Acetone	ND	10	ug/L
Carbon disulfide	ND	1.0	ug/L
1,1-Dichloroethene	ND	1.0	ug/L
1,1-Dichloroethane	ND	1.0	ug/L
1,2-Dichloroethene (total)	ND	1.0	ug/L
Chloroform	ND	1.0	ug/L
1,2-Dichloroethane	ND	1.0	ug/L
2-Butanone	ND	10	ug/L
1,1,1-Trichloroethane	ND	1.0	ug/L
Carbon tetrachloride	ND	1.0	ug/L
Bromodichloromethane	ND	1.0	ug/L
1,2-Dichloropropane	ND	1.0	ug/L
cis-1,3-Dichloropropene	ND	1.0	ug/L
Trichloroethene	ND	1.0	ug/L
Dibromochloromethane	ND	1.0	ug/L
1,1,2-Trichloroethane	ND	1.0	ug/L
Benzene	ND	1.0	ug/L
trans-1,3-Dichloropropene	ND	1.0	ug/L
Bromoform	ND	1.0	ug/L
4-Methyl-2-pentanone	ND	10	ug/L
2-Hexanone	ND	10	ug/L
Tetrachloroethene	ND	1.0	ug/L
1,1,2,2-Tetrachloroethane	ND	1.0	ug/L
Toluene	ND	1.0	ug/L
Chlorobenzene	ND	1.0	ug/L
Ethylbenzene	ND	1.0	ug/L
Styrene	ND	1.0	ug/L
Xylenes (total)	ND	2.0	ug/L

SURROGATE	PERCENT RECOVERY	RECOVERY LIMITS
Dibromofluoromethane	90	(73 - 122)
1,2-Dichloroethane-d4	90	(61 - 128)
Toluene-d8	92	(76 - 110)
4-Bromofluorobenzene	88	(74 - 116)

SpecPro Inc

FWGLL12MW-182C-0074-GW

GC/MS Volatiles

Lot-Sample #: A5G150118-011 **Work Order #:** HFJ101AA **Matrix:** WG

MASS SPECTROMETER/DATA SYSTEM (MSDS) TENTATIVELY IDENTIFIED COMPOUNDS

PARAMETER	CAS #	ESTIMATED RESULT	RETENTION TIME	UNITS
None				ug/L

SpecPro Inc

Client Sample ID: FWGLL12MW-183C-0075-GW

GC/MS Volatiles

Lot-Sample #...: A5G150118-013 **Work Order #...:** HFJ2K1AA **Matrix.....:** WG
Date Sampled...: 07/14/05 15:06 **Date Received..:** 07/15/05
Prep Date.....: 07/26/05 **Analysis Date..:** 07/26/05
Prep Batch #...: 5208186
Dilution Factor: 1 **Initial Wgt/Vol:** 5 mL **Final Wgt/Vol..:** 5 mL
Method.....: SW846 8260B

PARAMETER	RESULT	REPORTING LIMIT	UNITS
Chloromethane	ND	1.0	ug/L
Bromomethane	ND	1.0	ug/L
Vinyl chloride	ND	1.0	ug/L
Chloroethane	ND	1.0	ug/L
Methylene chloride	ND	2.0	ug/L
Acetone	ND	10	ug/L
Carbon disulfide	ND	1.0	ug/L
1,1-Dichloroethene	ND	1.0	ug/L
1,1-Dichloroethane	ND	1.0	ug/L
1,2-Dichloroethene (total)	ND	1.0	ug/L
Chloroform	ND	1.0	ug/L
1,2-Dichloroethane	ND	1.0	ug/L
2-Butanone	ND	10	ug/L
1,1,1-Trichloroethane	ND	1.0	ug/L
Carbon tetrachloride	ND	1.0	ug/L
Bromodichloromethane	ND	1.0	ug/L
1,2-Dichloropropane	ND	1.0	ug/L
cis-1,3-Dichloropropene	ND	1.0	ug/L
Trichloroethene	ND	1.0	ug/L
Dibromochloromethane	ND	1.0	ug/L
1,1,2-Trichloroethane	ND	1.0	ug/L
Benzene	ND	1.0	ug/L
trans-1,3-Dichloropropene	ND	1.0	ug/L
Bromoform	ND	1.0	ug/L
4-Methyl-2-pentanone	ND	10	ug/L
2-Hexanone	ND	10	ug/L
Tetrachloroethene	ND	1.0	ug/L
1,1,2,2-Tetrachloroethane	ND	1.0	ug/L
Toluene	ND	1.0	ug/L
Chlorobenzene	ND	1.0	ug/L
Ethylbenzene	ND	1.0	ug/L
Styrene	ND	1.0	ug/L
Xylenes (total)	ND	2.0	ug/L

SURROGATE	PERCENT RECOVERY	RECOVERY LIMITS
Dibromofluoromethane	87	(73 - 122)
1,2-Dichloroethane-d4	89	(61 - 128)
Toluene-d8	96	(76 - 110)
4-Bromofluorobenzene	90	(74 - 116)

SpecPro Inc

FWGLL12MW-183C-0075-GW

GC/MS Volatiles

Lot-Sample #: A5G150118-013 **Work Order #:** HFJ2K1AA **Matrix:** WG

MASS SPECTROMETER/DATA SYSTEM (MSDS) TENTATIVELY IDENTIFIED COMPOUNDS

PARAMETER	CAS #	ESTIMATED RESULT	RETENTION TIME	UNITS
None				ug/L

SpecPro Inc

Client Sample ID: FWGCBPMW-005C-0077-GW

GC/MS Volatiles

Lot-Sample #...: A5G150118-015 **Work Order #...:** HFJ2R1AA **Matrix.....:** WG
Date Sampled...: 07/14/05 11:51 **Date Received..:** 07/15/05
Prep Date.....: 07/26/05 **Analysis Date..:** 07/26/05
Prep Batch #...: 5208186
Dilution Factor: 1 **Initial Wgt/Vol:** 5 mL **Final Wgt/Vol..:** 5 mL
Method.....: SW846 8260B

PARAMETER	RESULT	REPORTING LIMIT	UNITS
Chloromethane	ND	1.0	ug/L
Bromomethane	ND	1.0	ug/L
Vinyl chloride	ND	1.0	ug/L
Chloroethane	ND	1.0	ug/L
Methylene chloride	ND	2.0	ug/L
Acetone	ND	10	ug/L
Carbon disulfide	ND	1.0	ug/L
1,1-Dichloroethene	ND	1.0	ug/L
1,1-Dichloroethane	ND	1.0	ug/L
1,2-Dichloroethene (total)	ND	1.0	ug/L
Chloroform	ND	1.0	ug/L
1,2-Dichloroethane	ND	1.0	ug/L
2-Butanone	ND	10	ug/L
1,1,1-Trichloroethane	ND	1.0	ug/L
Carbon tetrachloride	ND	1.0	ug/L
Bromodichloromethane	ND	1.0	ug/L
1,2-Dichloropropane	ND	1.0	ug/L
cis-1,3-Dichloropropene	ND	1.0	ug/L
Trichloroethene	ND	1.0	ug/L
Dibromochloromethane	ND	1.0	ug/L
1,1,2-Trichloroethane	ND	1.0	ug/L
Benzene	ND	1.0	ug/L
trans-1,3-Dichloropropene	ND	1.0	ug/L
Bromoform	ND	1.0	ug/L
4-Methyl-2-pentanone	ND	10	ug/L
2-Hexanone	ND	10	ug/L
Tetrachloroethene	ND	1.0	ug/L
1,1,2,2-Tetrachloroethane	ND	1.0	ug/L
Toluene	ND	1.0	ug/L
Chlorobenzene	ND	1.0	ug/L
Ethylbenzene	ND	1.0	ug/L
Styrene	ND	1.0	ug/L
Xylenes (total)	ND	2.0	ug/L

SURROGATE	PERCENT RECOVERY	RECOVERY LIMITS
Dibromofluoromethane	90	(73 - 122)
1,2-Dichloroethane-d4	91	(61 - 128)
Toluene-d8	94	(76 - 110)
4-Bromofluorobenzene	92	(74 - 116)

SpecPro Inc

FWGCBPMW-005C-0077-GW

GC/MS Volatiles

Lot-Sample #: A5G150118-015 **Work Order #:** HFJ2R1AA **Matrix:** WG

MASS SPECTROMETER/DATA SYSTEM (MSDS) TENTATIVELY IDENTIFIED COMPOUNDS

PARAMETER	CAS #	ESTIMATED RESULT	RETENTION TIME	UNITS
None				ug/L

SpecPro Inc

Client Sample ID: FWGCBPMW-007C-0078-GW

GC/MS Volatiles

Lot-Sample #...: A5G150118-017 **Work Order #...:** HFJ221AA **Matrix.....:** WG
Date Sampled...: 07/14/05 14:22 **Date Received..:** 07/15/05
Prep Date.....: 07/26/05 **Analysis Date..:** 07/26/05
Prep Batch #...: 5208186
Dilution Factor: 1 **Initial Wgt/Vol:** 5 mL **Final Wgt/Vol..:** 5 mL
Method.....: SW846 8260B

PARAMETER	RESULT	REPORTING LIMIT	UNITS
Chloromethane	ND	1.0	ug/L
Bromomethane	ND	1.0	ug/L
Vinyl chloride	ND	1.0	ug/L
Chloroethane	ND	1.0	ug/L
Methylene chloride	ND	2.0	ug/L
Acetone	ND	10	ug/L
Carbon disulfide	ND	1.0	ug/L
1,1-Dichloroethene	ND	1.0	ug/L
1,1-Dichloroethane	ND	1.0	ug/L
1,2-Dichloroethene (total)	ND	1.0	ug/L
Chloroform	ND	1.0	ug/L
1,2-Dichloroethane	ND	1.0	ug/L
2-Butanone	ND	10	ug/L
1,1,1-Trichloroethane	ND	1.0	ug/L
Carbon tetrachloride	ND	1.0	ug/L
Bromodichloromethane	ND	1.0	ug/L
1,2-Dichloropropane	ND	1.0	ug/L
cis-1,3-Dichloropropene	ND	1.0	ug/L
Trichloroethene	ND	1.0	ug/L
Dibromochloromethane	ND	1.0	ug/L
1,1,2-Trichloroethane	ND	1.0	ug/L
Benzene	ND	1.0	ug/L
trans-1,3-Dichloropropene	ND	1.0	ug/L
Bromoform	ND	1.0	ug/L
4-Methyl-2-pentanone	ND	10	ug/L
2-Hexanone	ND	10	ug/L
Tetrachloroethene	ND	1.0	ug/L
1,1,2,2-Tetrachloroethane	ND	1.0	ug/L
Toluene	ND	1.0	ug/L
Chlorobenzene	ND	1.0	ug/L
Ethylbenzene	ND	1.0	ug/L
Styrene	ND	1.0	ug/L
Xylenes (total)	ND	2.0	ug/L

SURROGATE	PERCENT RECOVERY	RECOVERY LIMITS
Dibromofluoromethane	89	(73 - 122)
1,2-Dichloroethane-d4	90	(61 - 128)
Toluene-d8	94	(76 - 110)
4-Bromofluorobenzene	91	(74 - 116)

SpecPro Inc

FWGCBPMW-007C-0078-GW

GC/MS Volatiles

Lot-Sample #: A5G150118-017 **Work Order #:** HFJ221AA **Matrix:** WG

MASS SPECTROMETER/DATA SYSTEM (MSDS) TENTATIVELY IDENTIFIED COMPOUNDS

PARAMETER	CAS #	ESTIMATED RESULT	RETENTION TIME	UNITS
None				ug/L

SpecPro Inc

Client Sample ID: FWGWBGmw-006C-0080-gw

GC/MS Volatiles

Lot-Sample #...: A5G150118-019 **Work Order #...:** HFJ251AA **Matrix.....:** WG
Date Sampled...: 07/14/05 15:26 **Date Received..:** 07/15/05
Prep Date.....: 07/26/05 **Analysis Date..:** 07/26/05
Prep Batch #...: 5208186
Dilution Factor: 1 **Initial Wgt/Vol:** 5 mL **Final Wgt/Vol..:** 5 mL
Method.....: SW846 8260B

PARAMETER	RESULT	REPORTING LIMIT	UNITS
Chloromethane	ND	1.0	ug/L
Bromomethane	ND	1.0	ug/L
Vinyl chloride	ND	1.0	ug/L
Chloroethane	ND	1.0	ug/L
Methylene chloride	ND	2.0	ug/L
Acetone	ND	10	ug/L
Carbon disulfide	ND	1.0	ug/L
1,1-Dichloroethene	ND	1.0	ug/L
1,1-Dichloroethane	ND	1.0	ug/L
1,2-Dichloroethene (total)	ND	1.0	ug/L
Chloroform	ND	1.0	ug/L
1,2-Dichloroethane	ND	1.0	ug/L
2-Butanone	ND	10	ug/L
1,1,1-Trichloroethane	ND	1.0	ug/L
Carbon tetrachloride	ND	1.0	ug/L
Bromodichloromethane	ND	1.0	ug/L
1,2-Dichloropropane	ND	1.0	ug/L
cis-1,3-Dichloropropene	ND	1.0	ug/L
Trichloroethene	ND	1.0	ug/L
Dibromochloromethane	ND	1.0	ug/L
1,1,2-Trichloroethane	ND	1.0	ug/L
Benzene	ND	1.0	ug/L
trans-1,3-Dichloropropene	ND	1.0	ug/L
Bromoform	ND	1.0	ug/L
4-Methyl-2-pentanone	ND	10	ug/L
2-Hexanone	ND	10	ug/L
Tetrachloroethene	ND	1.0	ug/L
1,1,2,2-Tetrachloroethane	ND	1.0	ug/L
Toluene	ND	1.0	ug/L
Chlorobenzene	ND	1.0	ug/L
Ethylbenzene	ND	1.0	ug/L
Styrene	ND	1.0	ug/L
Xylenes (total)	ND	2.0	ug/L

SURROGATE	PERCENT RECOVERY	RECOVERY LIMITS
Dibromofluoromethane	92	(73 - 122)
1,2-Dichloroethane-d4	93	(61 - 128)
Toluene-d8	96	(76 - 110)
4-Bromofluorobenzene	97	(74 - 116)

SpecPro Inc

FWGWBGmw-006C-0080-gw

GC/MS Volatiles

Lot-Sample #: A5G150118-019 **Work Order #:** HFJ251AA **Matrix:** WG

MASS SPECTROMETER/DATA SYSTEM (MSDS) TENTATIVELY IDENTIFIED COMPOUNDS

PARAMETER	CAS #	ESTIMATED RESULT	RETENTION TIME	UNITS
None				ug/L

SpecPro Inc

Client Sample ID: FWGMP-tb-0091-gw

GC/MS Volatiles

Lot-Sample #...: A5G150118-021 **Work Order #...:** HFJ3D1AA **Matrix.....:** WQ
Date Sampled...: 07/14/05 18:00 **Date Received..:** 07/15/05
Prep Date.....: 07/26/05 **Analysis Date..:** 07/26/05
Prep Batch #...: 5208186
Dilution Factor: 1 **Initial Wgt/Vol:** 5 mL **Final Wgt/Vol..:** 5 mL
Method.....: SW846 8260B

PARAMETER	RESULT	REPORTING LIMIT	UNITS
Chloromethane	ND	1.0	ug/L
Bromomethane	ND	1.0	ug/L
Vinyl chloride	ND	1.0	ug/L
Chloroethane	ND	1.0	ug/L
Methylene chloride	**0.84 J,B**	**2.0**	**ug/L**
Acetone	ND	10	ug/L
Carbon disulfide	ND	1.0	ug/L
1,1-Dichloroethene	ND	1.0	ug/L
1,1-Dichloroethane	ND	1.0	ug/L
1,2-Dichloroethene (total)	ND	1.0	ug/L
Chloroform	ND	1.0	ug/L
1,2-Dichloroethane	ND	1.0	ug/L
2-Butanone	ND	10	ug/L
1,1,1-Trichloroethane	ND	1.0	ug/L
Carbon tetrachloride	ND	1.0	ug/L
Bromodichloromethane	ND	1.0	ug/L
1,2-Dichloropropane	ND	1.0	ug/L
cis-1,3-Dichloropropene	ND	1.0	ug/L
Trichloroethene	ND	1.0	ug/L
Dibromochloromethane	ND	1.0	ug/L
1,1,2-Trichloroethane	ND	1.0	ug/L
Benzene	ND	1.0	ug/L
trans-1,3-Dichloropropene	ND	1.0	ug/L
Bromoform	ND	1.0	ug/L
4-Methyl-2-pentanone	ND	10	ug/L
2-Hexanone	ND	10	ug/L
Tetrachloroethene	ND	1.0	ug/L
1,1,2,2-Tetrachloroethane	ND	1.0	ug/L
Toluene	ND	1.0	ug/L
Chlorobenzene	ND	1.0	ug/L
Ethylbenzene	ND	1.0	ug/L
Styrene	ND	1.0	ug/L
Xylenes (total)	ND	2.0	ug/L

SURROGATE	PERCENT RECOVERY	RECOVERY LIMITS
Dibromofluoromethane	90	(73 - 122)
1,2-Dichloroethane-d4	91	(61 - 128)
Toluene-d8	94	(76 - 110)
4-Bromofluorobenzene	93	(74 - 116)

(Continued on next page)

SpecPro Inc

Client Sample ID: FWGMP-tb-0091-gw

GC/MS Volatiles

Lot-Sample #...: A5G150118-021 **Work Order #...:** HFJ3D1AA **Matrix.....:** WQ

NOTE(S):

J Estimated result. Result is less than RL.

B Method blank contamination. The associated method blank contains the target analyte at a reportable level.

SpecPro Inc

FWGMP-tb-0091-gw

GC/MS Volatiles

Lot-Sample #: A5G150118-021 **Work Order #:** HFJ3D1AA **Matrix:** WQ

MASS SPECTROMETER/DATA SYSTEM (MSDS) TENTATIVELY IDENTIFIED COMPOUNDS

PARAMETER	CAS #	ESTIMATED RESULT	RETENTION TIME	UNITS
None				ug/L

METHOD BLANK REPORT

GC/MS Volatiles

Client Lot #...: A5G150118 **Work Order #...:** HGCK31AA **Matrix.....:** WATER
MB Lot-Sample #: A5G270000-186

Prep Date.....: 07/26/05 **Final Wgt/Vol..:** 5 mL
Analysis Date..: 07/26/05 **Prep Batch #...:** 5208186
Dilution Factor: 1 **Initial Wgt/Vol:** 5 mL

PARAMETER	RESULT	REPORTING LIMIT	UNITS	METHOD
Chloromethane	ND	1.0	ug/L	SW846 8260B
Bromomethane	ND	1.0	ug/L	SW846 8260B
Vinyl chloride	ND	1.0	ug/L	SW846 8260B
Chloroethane	ND	1.0	ug/L	SW846 8260B
Methylene chloride	**0.40 J**	**2.0**	**ug/L**	**SW846 8260B**
Acetone	ND	10	ug/L	SW846 8260B
Carbon disulfide	ND	1.0	ug/L	SW846 8260B
1,1-Dichloroethene	ND	1.0	ug/L	SW846 8260B
1,1-Dichloroethane	ND	1.0	ug/L	SW846 8260B
1,2-Dichloroethene (total)	ND	1.0	ug/L	SW846 8260B
Chloroform	ND	1.0	ug/L	SW846 8260B
1,2-Dichloroethane	ND	1.0	ug/L	SW846 8260B
2-Butanone	ND	10	ug/L	SW846 8260B
1,1,1-Trichloroethane	ND	1.0	ug/L	SW846 8260B
Carbon tetrachloride	ND	1.0	ug/L	SW846 8260B
Bromodichloromethane	ND	1.0	ug/L	SW846 8260B
1,2-Dichloropropane	ND	1.0	ug/L	SW846 8260B
cis-1,3-Dichloropropene	ND	1.0	ug/L	SW846 8260B
Trichloroethene	ND	1.0	ug/L	SW846 8260B
Dibromochloromethane	ND	1.0	ug/L	SW846 8260B
1,1,2-Trichloroethane	ND	1.0	ug/L	SW846 8260B
Benzene	ND	1.0	ug/L	SW846 8260B
trans-1,3-Dichloropropene	ND	1.0	ug/L	SW846 8260B
Bromoform	ND	1.0	ug/L	SW846 8260B
4-Methyl-2-pentanone	ND	10	ug/L	SW846 8260B
2-Hexanone	ND	10	ug/L	SW846 8260B
Tetrachloroethene	ND	1.0	ug/L	SW846 8260B
1,1,2,2-Tetrachloroethane	ND	1.0	ug/L	SW846 8260B
Toluene	ND	1.0	ug/L	SW846 8260B
Chlorobenzene	ND	1.0	ug/L	SW846 8260B
Ethylbenzene	ND	1.0	ug/L	SW846 8260B
Styrene	ND	1.0	ug/L	SW846 8260B
Xylenes (total)	ND	2.0	ug/L	SW846 8260B

SURROGATE	PERCENT RECOVERY	RECOVERY LIMITS
Dibromofluoromethane	87	(73 - 122)
1,2-Dichloroethane-d4	87	(61 - 128)
Toluene-d8	95	(76 - 110)
4-Bromofluorobenzene	91	(74 - 116)

(Continued on next page)

METHOD BLANK REPORT

GC/MS Volatiles

Client Lot #...: A5G150118 **Work Order #...:** HGCK31AA **Matrix.....:** WATER

NOTE(S):

Calculations are performed before rounding to avoid round-off errors in calculated results.

J Estimated result. Result is less than RL.

SpecPro Inc

Method Blank Report

GC/MS Volatiles

Lot-Sample #: A5G270000-186 B **Work Order #:** HGCK31AA **Matrix:** WATER

MASS SPECTROMETER/DATA SYSTEM (MSDS) TENTATIVELY IDENTIFIED COMPOUNDS

PARAMETER	CAS #	ESTIMATED RESULT	RETENTION TIME	UNITS
None				ug/L

LABORATORY CONTROL SAMPLE EVALUATION REPORT

GC/MS Volatiles

Client Lot #...: A5G150118 **Work Order #...:** HGCK31AC-LCS **Matrix.....:** WATER
LCS Lot-Sample#: A5G270000-186 HGCK31AD-LCSD
Prep Date.....: 07/26/05 **Analysis Date..:** 07/26/05
Prep Batch #...: 5208186
Dilution Factor: 1 **Final Wgt/Vol..:** 5 mL
Initial Wgt/Vol: 5 mL

PARAMETER	PERCENT RECOVERY	RECOVERY LIMITS	RPD	RPD LIMITS	METHOD
1,1-Dichloroethene	**89**	**(63 - 130)**			**SW846 8260B**
	86	**(63 - 130)**	**3.3**	**(0-20)**	**SW846 8260B**
Trichloroethene	**86**	**(75 - 122)**			**SW846 8260B**
	88	**(75 - 122)**	**2.0**	**(0-20)**	**SW846 8260B**
Benzene	**87**	**(80 - 116)**			**SW846 8260B**
	87	**(80 - 116)**	**0.94**	**(0-20)**	**SW846 8260B**
Toluene	**98**	**(74 - 119)**			**SW846 8260B**
	97	**(74 - 119)**	**1.2**	**(0-20)**	**SW846 8260B**
Chlorobenzene	**93**	**(76 - 117)**			**SW846 8260B**
	92	**(76 - 117)**	**0.35**	**(0-20)**	**SW846 8260B**

SURROGATE	PERCENT RECOVERY	RECOVERY LIMITS
Dibromofluoromethane	86	(73 - 122)
	88	(73 - 122)
1,2-Dichloroethane-d4	89	(61 - 128)
	90	(61 - 128)
Toluene-d8	95	(76 - 110)
	95	(76 - 110)
4-Bromofluorobenzene	95	(74 - 116)
	94	(74 - 116)

NOTE(S):

Calculations are performed before rounding to avoid round-off errors in calculated results.

Bold print denotes control parameters

LABORATORY CONTROL SAMPLE DATA REPORT

GC/MS Volatiles

Client Lot #...: A5G150118 **Work Order #...:** HGCK31AC-LCS **Matrix.....:** WATER
LCS Lot-Sample#: A5G270000-186 HGCK31AD-LCSD
Prep Date.....: 07/26/05 **Analysis Date..:** 07/26/05
Prep Batch #...: 5208186
Dilution Factor: 1 **Final Wgt/Vol..:** 5 mL
Initial Wgt/Vol: 5 mL

PARAMETER	SPIKE AMOUNT	MEASURED AMOUNT	UNITS	PERCENT RECOVERY	RPD	METHOD
1,1-Dichloroethene	**10**	**8.9**	**ug/L**	**89**		**SW846 8260B**
	10	**8.6**	**ug/L**	**86**	**3.3**	**SW846 8260B**
Trichloroethene	**10**	**8.6**	**ug/L**	**86**		**SW846 8260B**
	10	**8.8**	**ug/L**	**88**	**2.0**	**SW846 8260B**
Benzene	**10**	**8.7**	**ug/L**	**87**		**SW846 8260B**
	10	**8.7**	**ug/L**	**87**	**0.94**	**SW846 8260B**
Toluene	**10**	**9.8**	**ug/L**	**98**		**SW846 8260B**
	10	**9.7**	**ug/L**	**97**	**1.2**	**SW846 8260B**
Chlorobenzene	**10**	**9.3**	**ug/L**	**93**		**SW846 8260B**
	10	**9.2**	**ug/L**	**92**	**0.35**	**SW846 8260B**

SURROGATE	PERCENT RECOVERY	RECOVERY LIMITS
Dibromofluoromethane	86	(73 - 122)
	88	(73 - 122)
1,2-Dichloroethane-d4	89	(61 - 128)
	90	(61 - 128)
Toluene-d8	95	(76 - 110)
	95	(76 - 110)
4-Bromofluorobenzene	95	(74 - 116)
	94	(74 - 116)

NOTE(S):

Calculations are performed before rounding to avoid round-off errors in calculated results.

Bold print denotes control parameters

MATRIX SPIKE SAMPLE EVALUATION REPORT

GC/MS Volatiles

Client Lot #...: A5G150118 **Work Order #...:** HFJ2R1AC-MS **Matrix.....:** WG
MS Lot-Sample #: A5G150118-015 HFJ2R1AD-MSD
Date Sampled...: 07/14/05 11:51 **Date Received..:** 07/15/05
Prep Date.....: 07/26/05 **Analysis Date..:** 07/26/05
Prep Batch #...: 5208186
Dilution Factor: 1 **Initial Wgt/Vol:** 5 mL **Final Wgt/Vol..:** 5 mL

PARAMETER	PERCENT RECOVERY	RECOVERY LIMITS	RPD	RPD LIMITS	METHOD
1,1-Dichloroethene	**97**	**(62 - 130)**			**SW846 8260B**
	92	**(62 - 130)**	**4.9**	**(0-20)**	**SW846 8260B**
Trichloroethene	**95**	**(62 - 130)**			**SW846 8260B**
	93	**(62 - 130)**	**1.6**	**(0-20)**	**SW846 8260B**
Benzene	**94**	**(78 - 118)**			**SW846 8260B**
	93	**(78 - 118)**	**1.8**	**(0-20)**	**SW846 8260B**
Toluene	**100**	**(70 - 119)**			**SW846 8260B**
	103	**(70 - 119)**	**2.6**	**(0-20)**	**SW846 8260B**
Chlorobenzene	**94**	**(76 - 117)**			**SW846 8260B**
	98	**(76 - 117)**	**3.4**	**(0-20)**	**SW846 8260B**

SURROGATE	PERCENT RECOVERY	RECOVERY LIMITS
Dibromofluoromethane	90	(73 - 122)
	88	(73 - 122)
1,2-Dichloroethane-d4	92	(61 - 128)
	92	(61 - 128)
Toluene-d8	95	(76 - 110)
	97	(76 - 110)
4-Bromofluorobenzene	94	(74 - 116)
	98	(74 - 116)

NOTE(S):

Calculations are performed before rounding to avoid round-off errors in calculated results.

Bold print denotes control parameters

MATRIX SPIKE SAMPLE DATA REPORT

GC/MS Volatiles

Client Lot #...: A5G150118 **Work Order #...:** HFJ2R1AC-MS **Matrix.....:** WG
MS Lot-Sample #: A5G150118-015 HFJ2R1AD-MSD
Date Sampled...: 07/14/05 11:51 **Date Received..:** 07/15/05
Prep Date.....: 07/26/05 **Analysis Date..:** 07/26/05
Prep Batch #...: 5208186
Dilution Factor: 1 **Initial Wgt/Vol:** 5 mL **Final Wgt/Vol..:** 5 mL

PARAMETER	SAMPLE AMOUNT	SPIKE AMT	MEASRD AMOUNT	UNITS	PERCNT RECVRY	RPD	METHOD
1,1-Dichloroethene	**ND**	**10**	**9.7**	**ug/L**	**97**		**SW846 8260B**
	ND	**10**	**9.2**	**ug/L**	**92**	**4.9**	**SW846 8260B**
Trichloroethene	**ND**	**10**	**9.5**	**ug/L**	**95**		**SW846 8260B**
	ND	**10**	**9.3**	**ug/L**	**93**	**1.6**	**SW846 8260B**
Benzene	**ND**	**10**	**9.4**	**ug/L**	**94**		**SW846 8260B**
	ND	**10**	**9.3**	**ug/L**	**93**	**1.8**	**SW846 8260B**
Toluene	**ND**	**10**	**10**	**ug/L**	**100**		**SW846 8260B**
	ND	**10**	**10**	**ug/L**	**103**	**2.6**	**SW846 8260B**
Chlorobenzene	**ND**	**10**	**9.4**	**ug/L**	**94**		**SW846 8260B**
	ND	**10**	**9.8**	**ug/L**	**98**	**3.4**	**SW846 8260B**

SURROGATE	PERCENT RECOVERY	RECOVERY LIMITS
Dibromofluoromethane	90	(73 - 122)
	88	(73 - 122)
1,2-Dichloroethane-d4	92	(61 - 128)
	92	(61 - 128)
Toluene-d8	95	(76 - 110)
	97	(76 - 110)
4-Bromofluorobenzene	94	(74 - 116)
	98	(74 - 116)

NOTE(S):

Calculations are performed before rounding to avoid round-off errors in calculated results.

Bold print denotes control parameters

GCMS SEMIVOLATILE DATA

SpecPro Inc

Client Sample ID: FWGBKGMW-012C-0052-GW

GC/MS Semivolatiles

Lot-Sample #...: A5G150118-001 **Work Order #...:** HFJ0A1AC **Matrix.....:** WG
Date Sampled...: 07/14/05 15:40 **Date Received..:** 07/15/05
Prep Date.....: 07/17/05 **Analysis Date..:** 07/20/05
Prep Batch #...: 5197084
Dilution Factor: 1 **Initial Wgt/Vol:** 960 mL **Final Wgt/Vol..:** 2 mL
Method.....: SW846 8270C

PARAMETER	RESULT	REPORTING LIMIT	UNITS
Phenol	ND	1.0	ug/L
bis(2-Chloroethyl)-ether	ND	1.0	ug/L
2-Chlorophenol	ND	1.0	ug/L
1,3-Dichlorobenzene	ND	1.0	ug/L
1,4-Dichlorobenzene	ND	1.0	ug/L
1,2-Dichlorobenzene	ND	1.0	ug/L
2-Methylphenol	ND	1.0	ug/L
2,2'-oxybis(1-Chloro-propane)	ND	1.0	ug/L
4-Methylphenol	ND	1.0	ug/L
N-Nitrosodi-n-propyl-amine	ND	1.0	ug/L
Hexachloroethane	ND	1.0	ug/L
Nitrobenzene	ND	1.0	ug/L
Isophorone	ND	1.0	ug/L
2-Nitrophenol	ND	2.0	ug/L
2,4-Dimethylphenol	ND	2.0	ug/L
bis(2-Chloroethoxy) methane	ND	1.0	ug/L
2,4-Dichlorophenol	ND	2.0	ug/L
1,2,4-Trichloro-benzene	ND	1.0	ug/L
Naphthalene	ND	0.20	ug/L
4-Chloroaniline	ND	2.0	ug/L
Hexachlorobutadiene	ND	1.0	ug/L
4-Chloro-3-methylphenol	ND	2.0	ug/L
2-Methylnaphthalene	ND	0.20	ug/L
Hexachlorocyclopenta-diene	ND	10	ug/L
2,4,6-Trichloro-phenol	ND	5.0	ug/L
2,4,5-Trichloro-phenol	ND	5.0	ug/L
2-Chloronaphthalene	ND	1.0	ug/L
2-Nitroaniline	ND	2.0	ug/L
Dimethyl phthalate	ND	1.0	ug/L
Acenaphthylene	ND	0.20	ug/L

(Continued on next page)

SpecPro Inc

Client Sample ID: FWGBKGMW-012C-0052-GW

GC/MS Semivolatiles

Lot-Sample #...: A5G150118-001 **Work Order #...:** HFJ0A1AC **Matrix.....:** WG

PARAMETER	RESULT	REPORTING LIMIT	UNITS
2,6-Dinitrotoluene	ND	5.0	ug/L
3-Nitroaniline	ND	2.0	ug/L
Acenaphthene	ND	0.20	ug/L
2,4-Dinitrophenol	ND	5.0	ug/L
4-Nitrophenol	ND	5.0	ug/L
Dibenzofuran	ND	1.0	ug/L
2,4-Dinitrotoluene	ND	5.0	ug/L
Diethyl phthalate	**0.47 J,B**	**1.0**	**ug/L**
4-Chlorophenyl phenyl ether	ND	2.0	ug/L
Fluorene	ND	0.20	ug/L
4-Nitroaniline	ND	2.0	ug/L
4,6-Dinitro-2-methylphenol	ND	5.0	ug/L
N-Nitrosodiphenylamine	ND	1.0	ug/L
4-Bromophenyl phenyl ether	ND	2.0	ug/L
Hexachlorobenzene	ND	0.20	ug/L
Pentachlorophenol	ND	5.0	ug/L
Phenanthrene	ND	0.20	ug/L
Anthracene	ND	0.20	ug/L
Carbazole	ND	1.0	ug/L
Di-n-butyl phthalate	ND	1.0	ug/L
Fluoranthene	ND	0.20	ug/L
Pyrene	ND	0.20	ug/L
Butyl benzyl phthalate	ND	1.0	ug/L
3,3'-Dichlorobenzidine	ND	5.0	ug/L
Benzo(a)anthracene	ND	0.20	ug/L
Chrysene	ND	0.20	ug/L
bis(2-Ethylhexyl) phthalate	**2.5 B**	**1.0**	**ug/L**
Di-n-octyl phthalate	ND	1.0	ug/L
Benzo(b)fluoranthene	ND	0.20	ug/L
Benzo(k)fluoranthene	ND	0.20	ug/L
Benzo(a)pyrene	ND	0.20	ug/L
Indeno(1,2,3-cd)pyrene	ND	0.20	ug/L
Dibenz(a,h)anthracene	ND	0.20	ug/L
Benzo(ghi)perylene	ND	0.20	ug/L

(Continued on next page)

SpecPro Inc

Client Sample ID: FWGBKGMW-012C-0052-GW

GC/MS Semivolatiles

Lot-Sample #...: A5G150118-001 **Work Order #...:** HFJ0A1AC **Matrix.....:** WG

SURROGATE	PERCENT RECOVERY	RECOVERY LIMITS
Nitrobenzene-d5	98	(32 - 112)
2-Fluorobiphenyl	74	(30 - 110)
Terphenyl-d14	109	(51 - 135)
Phenol-d5	1.6 *	(10 - 117)
2-Fluorophenol	0.0 *	(19 - 108)
2,4,6-Tribromophenol	0.0 *	(42 - 124)

NOTE(S):

* Surrogate recovery is outside stated control limits.

J Estimated result. Result is less than RL.

B Method blank contamination. The associated method blank contains the target analyte at a reportable level.

SpecPro Inc

FWGBKGMW-012C-0052-GW

GC/MS Semivolatiles

Lot-Sample #: A5G150118-001 **Work Order #:** HFJ0A1AC **Matrix:** WG

MASS SPECTROMETER/DATA SYSTEM (MSDS) TENTATIVELY IDENTIFIED COMPOUNDS

PARAMETER	CAS #	ESTIMATED RESULT		RETENTION TIME	UNITS
Unknown		5.8 J	M	2.744	ug/L
Unknown		18 J	M	3.2782	ug/L
Unknown		1.0 J	M	3.3316	ug/L
Unknown		1.7 J	M	4.2077	ug/L
Unknown		0.90 J	M	5.0518	ug/L
Butylated Hydroxytoluene	128-37-0	2.7 NJ	M	5.5539	ug/L
Unknown		1.1 J	M	6.585	ug/L
Unknown		6.8 J	M	7.9899	ug/L
Unknown		6.7 J	M	11.216	ug/L
Unknown		5.4 J	M	11.627	ug/L

NOTE(S):

M: Result was measured against nearest internal standard assuming a response factor of 1.

SpecPro Inc

Client Sample ID: FWGBKGMW-012C-0052-GW

GC/MS Semivolatiles

Lot-Sample #...: A5G150118-001 **Work Order #...:** HFJ0A3AC **Matrix.....:** WG
Date Sampled...: 07/14/05 15:40 **Date Received..:** 07/15/05
Prep Date.....: 07/28/05 **Analysis Date..:** 08/01/05
Prep Batch #...: 5209464
Dilution Factor: 1 **Initial Wgt/Vol:** 900 mL **Final Wgt/Vol..:** 2 mL
Method.....: SW846 8270C

PARAMETER	RESULT	REPORTING LIMIT	UNITS
Phenol	ND	1.0	ug/L
bis(2-Chloroethyl)-ether	ND	1.0	ug/L
2-Chlorophenol	ND	1.0	ug/L
1,3-Dichlorobenzene	ND	1.0	ug/L
1,4-Dichlorobenzene	ND	1.0	ug/L
1,2-Dichlorobenzene	ND	1.0	ug/L
2-Methylphenol	ND	1.0	ug/L
2,2'-oxybis(1-Chloro-propane)	ND	1.0	ug/L
4-Methylphenol	ND	1.0	ug/L
N-Nitrosodi-n-propyl-amine	ND	1.0	ug/L
Hexachloroethane	ND	1.0	ug/L
Nitrobenzene	ND	1.0	ug/L
Isophorone	ND	1.0	ug/L
2-Nitrophenol	ND	2.0	ug/L
2,4-Dimethylphenol	ND	2.0	ug/L
bis(2-Chloroethoxy) methane	ND	1.0	ug/L
2,4-Dichlorophenol	ND	2.0	ug/L
1,2,4-Trichloro-benzene	ND	1.0	ug/L
Naphthalene	ND	0.20	ug/L
4-Chloroaniline	ND	2.0	ug/L
Hexachlorobutadiene	ND	1.0	ug/L
4-Chloro-3-methylphenol	ND	2.0	ug/L
2-Methylnaphthalene	ND	0.20	ug/L
Hexachlorocyclopenta-diene	ND	10	ug/L
2,4,6-Trichloro-phenol	ND	5.0	ug/L
2,4,5-Trichloro-phenol	ND	5.0	ug/L
2-Chloronaphthalene	ND	1.0	ug/L
2-Nitroaniline	ND	2.0	ug/L
Dimethyl phthalate	ND	1.0	ug/L
Acenaphthylene	ND	0.20	ug/L

(Continued on next page)

SpecPro Inc

Client Sample ID: FWGBKGMW-012C-0052-GW

GC/MS Semivolatiles

Lot-Sample #...: A5G150118-001 **Work Order #...:** HFJ0A3AC **Matrix.....:** WG

PARAMETER	RESULT	REPORTING LIMIT	UNITS
2,6-Dinitrotoluene	ND	5.0	ug/L
3-Nitroaniline	ND	2.0	ug/L
Acenaphthene	ND	0.20	ug/L
2,4-Dinitrophenol	ND	5.0	ug/L
4-Nitrophenol	ND	5.0	ug/L
Dibenzofuran	ND	1.0	ug/L
2,4-Dinitrotoluene	ND	5.0	ug/L
Diethyl phthalate	ND	1.0	ug/L
4-Chlorophenyl phenyl ether	ND	2.0	ug/L
Fluorene	ND	0.20	ug/L
4-Nitroaniline	ND	2.0	ug/L
4,6-Dinitro-2-methylphenol	ND	5.0	ug/L
N-Nitrosodiphenylamine	ND	1.0	ug/L
4-Bromophenyl phenyl ether	ND	2.0	ug/L
Hexachlorobenzene	ND	0.20	ug/L
Pentachlorophenol	ND	5.0	ug/L
Phenanthrene	ND	0.20	ug/L
Anthracene	ND	0.20	ug/L
Carbazole	ND	1.0	ug/L
Di-n-butyl phthalate	ND	1.0	ug/L
Fluoranthene	ND	0.20	ug/L
Pyrene	ND	0.20	ug/L
Butyl benzyl phthalate	ND	1.0	ug/L
3,3'-Dichlorobenzidine	ND	5.0	ug/L
Benzo(a)anthracene	ND	0.20	ug/L
Chrysene	ND	0.20	ug/L
bis(2-Ethylhexyl) phthalate	**16 B**	**1.0**	**ug/L**
Di-n-octyl phthalate	ND	1.0	ug/L
Benzo(b)fluoranthene	ND	0.20	ug/L
Benzo(k)fluoranthene	ND	0.20	ug/L
Benzo(a)pyrene	ND	0.20	ug/L
Indeno(1,2,3-cd)pyrene	ND	0.20	ug/L
Dibenz(a,h)anthracene	ND	0.20	ug/L
Benzo(ghi)perylene	ND	0.20	ug/L

(Continued on next page)

SpecPro Inc

Client Sample ID: FWGBKGMW-012C-0052-GW

GC/MS Semivolatiles

Lot-Sample #...: A5G150118-001 **Work Order #...:** HFJ0A3AC **Matrix.....:** WG

SURROGATE	PERCENT RECOVERY	RECOVERY LIMITS
Nitrobenzene-d5	74	(32 - 112)
2-Fluorobiphenyl	61	(30 - 110)
Terphenyl-d14	90	(51 - 135)
Phenol-d5	68	(10 - 117)
2-Fluorophenol	63	(19 - 108)
2,4,6-Tribromophenol	84	(42 - 124)

NOTE(S):

B Method blank contamination. The associated method blank contains the target analyte at a reportable level.

SpecPro Inc

FWGBKGMW-012C-0052-GW

GC/MS Semivolatiles

Lot-Sample #: A5G150118-001 **Work Order #:** HFJ0A3AC **Matrix:** WG

MASS SPECTROMETER/DATA SYSTEM (MSDS) TENTATIVELY IDENTIFIED COMPOUNDS

PARAMETER	CAS #	ESTIMATED RESULT		RETENTION TIME	UNITS
Butylated Hydroxytoluene	128-37-0	2.3 NJ	M	5.7451	ug/L
Unknown Organic Acid		3.0 J	M	6.0336	ug/L
Unknown Organic Acid		1.6 J	M	6.5571	ug/L
Unknown		1.2 J	M	7.1341	ug/L
Unknown Organic Acid		6.4 J	M	7.1875	ug/L
Unknown Organic Acid		1.1 J	M	7.7698	ug/L
Unknown		3.1 J	M	8.2025	ug/L

NOTE(S):

M: Result was measured against nearest internal standard assuming a response factor of 1.

SpecPro Inc

Client Sample ID: FWGBKGMW-010-0051-GW

GC/MS Semivolatiles

Lot-Sample #...: A5G150118-003 **Work Order #...:** HFJ0K1AC **Matrix.....:** WG
Date Sampled...: 07/14/05 09:50 **Date Received..:** 07/15/05
Prep Date.....: 07/17/05 **Analysis Date..:** 07/20/05
Prep Batch #...: 5197084
Dilution Factor: 1 **Initial Wgt/Vol:** 900 mL **Final Wgt/Vol..:** 2 mL
Method.....: SW846 8270C

PARAMETER	RESULT	REPORTING LIMIT	UNITS
Phenol	ND	1.0	ug/L
bis(2-Chloroethyl)-ether	ND	1.0	ug/L
2-Chlorophenol	ND	1.0	ug/L
1,3-Dichlorobenzene	ND	1.0	ug/L
1,4-Dichlorobenzene	ND	1.0	ug/L
1,2-Dichlorobenzene	ND	1.0	ug/L
2-Methylphenol	ND	1.0	ug/L
2,2'-oxybis(1-Chloro-propane)	ND	1.0	ug/L
4-Methylphenol	ND	1.0	ug/L
N-Nitrosodi-n-propyl-amine	ND	1.0	ug/L
Hexachloroethane	ND	1.0	ug/L
Nitrobenzene	ND	1.0	ug/L
Isophorone	ND	1.0	ug/L
2-Nitrophenol	ND	2.0	ug/L
2,4-Dimethylphenol	ND	2.0	ug/L
bis(2-Chloroethoxy) methane	ND	1.0	ug/L
2,4-Dichlorophenol	ND	2.0	ug/L
1,2,4-Trichloro-benzene	ND	1.0	ug/L
Naphthalene	ND	0.20	ug/L
4-Chloroaniline	ND	2.0	ug/L
Hexachlorobutadiene	ND	1.0	ug/L
4-Chloro-3-methylphenol	ND	2.0	ug/L
2-Methylnaphthalene	ND	0.20	ug/L
Hexachlorocyclopenta-diene	ND	10	ug/L
2,4,6-Trichloro-phenol	ND	5.0	ug/L
2,4,5-Trichloro-phenol	ND	5.0	ug/L
2-Chloronaphthalene	ND	1.0	ug/L
2-Nitroaniline	ND	2.0	ug/L
Dimethyl phthalate	ND	1.0	ug/L
Acenaphthylene	ND	0.20	ug/L

(Continued on next page)

SpecPro Inc

Client Sample ID: FWGBKGMW-010-0051-GW

GC/MS Semivolatiles

Lot-Sample #...: A5G150118-003 **Work Order #...:** HFJ0K1AC **Matrix.....:** WG

PARAMETER	RESULT	REPORTING LIMIT	UNITS
2,6-Dinitrotoluene	ND	5.0	ug/L
3-Nitroaniline	ND	2.0	ug/L
Acenaphthene	ND	0.20	ug/L
2,4-Dinitrophenol	ND	5.0	ug/L
4-Nitrophenol	ND	5.0	ug/L
Dibenzofuran	ND	1.0	ug/L
2,4-Dinitrotoluene	ND	5.0	ug/L
Diethyl phthalate	ND	1.0	ug/L
4-Chlorophenyl phenyl ether	ND	2.0	ug/L
Fluorene	ND	0.20	ug/L
4-Nitroaniline	ND	2.0	ug/L
4,6-Dinitro-2-methylphenol	ND	5.0	ug/L
N-Nitrosodiphenylamine	ND	1.0	ug/L
4-Bromophenyl phenyl ether	ND	2.0	ug/L
Hexachlorobenzene	ND	0.20	ug/L
Pentachlorophenol	ND	5.0	ug/L
Phenanthrene	ND	0.20	ug/L
Anthracene	ND	0.20	ug/L
Carbazole	ND	1.0	ug/L
Di-n-butyl phthalate	ND	1.0	ug/L
Fluoranthene	ND	0.20	ug/L
Pyrene	ND	0.20	ug/L
Butyl benzyl phthalate	ND	1.0	ug/L
3,3'-Dichlorobenzidine	ND	5.0	ug/L
Benzo(a)anthracene	ND	0.20	ug/L
Chrysene	ND	0.20	ug/L
bis(2-Ethylhexyl) phthalate	**4.5 B**	**1.0**	**ug/L**
Di-n-octyl phthalate	ND	1.0	ug/L
Benzo(b)fluoranthene	ND	0.20	ug/L
Benzo(k)fluoranthene	ND	0.20	ug/L
Benzo(a)pyrene	ND	0.20	ug/L
Indeno(1,2,3-cd)pyrene	ND	0.20	ug/L
Dibenz(a,h)anthracene	ND	0.20	ug/L
Benzo(ghi)perylene	ND	0.20	ug/L

(Continued on next page)

SpecPro Inc

Client Sample ID: FWGBKGMW-010-0051-GW

GC/MS Semivolatiles

Lot-Sample #...: A5G150118-003 **Work Order #...:** HFJ0K1AC **Matrix.....:** WG

SURROGATE	PERCENT RECOVERY	RECOVERY LIMITS
Nitrobenzene-d5	86	(32 - 112)
2-Fluorobiphenyl	66	(30 - 110)
Terphenyl-d14	103	(51 - 135)
Phenol-d5	69	(10 - 117)
2-Fluorophenol	48	(19 - 108)
2,4,6-Tribromophenol	80	(42 - 124)

NOTE(S):

B Method blank contamination. The associated method blank contains the target analyte at a reportable level.

SpecPro Inc

FWGBKGMW-010-0051-GW

GC/MS Semivolatiles

Lot-Sample #: A5G150118-003 **Work Order #:** HFJ0K1AC **Matrix:** WG

MASS SPECTROMETER/DATA SYSTEM (MSDS) TENTATIVELY IDENTIFIED COMPOUNDS

PARAMETER	CAS #	ESTIMATED RESULT		RETENTION TIME	UNITS
Unknown		2.9 J	M	2.7432	ug/L
Unknown		0.98 J	M	4.207	ug/L
Unknown		1.1 J	M	5.4891	ug/L
Unknown		1.0 J	M	5.676	ug/L
Diethyltoluamide	134-62-3	290 NJ	M	5.8416	ug/L
Unknown		160 J	M	11.247	ug/L

NOTE(S):

M: Result was measured against nearest internal standard assuming a response factor of 1.

SpecPro Inc

Client Sample ID: FWGBKGMW-010-0051-GW

GC/MS Semivolatiles

Lot-Sample #...: A5G150118-003 **Work Order #...:** HFJ0K2AC **Matrix.....:** WG
Date Sampled...: 07/14/05 09:50 **Date Received..:** 07/15/05
Prep Date.....: 07/25/05 **Analysis Date..:** 07/27/05
Prep Batch #...: 5206033
Dilution Factor: 1 **Initial Wgt/Vol:** 1000 mL **Final Wgt/Vol..:** 2 mL
Method.....: SW846 8270C

PARAMETER	RESULT	REPORTING LIMIT	UNITS
Phenol	ND	1.0	ug/L
bis(2-Chloroethyl)-ether	ND	1.0	ug/L
2-Chlorophenol	ND	1.0	ug/L
1,3-Dichlorobenzene	ND	1.0	ug/L
1,4-Dichlorobenzene	ND	1.0	ug/L
1,2-Dichlorobenzene	ND	1.0	ug/L
2-Methylphenol	ND	1.0	ug/L
2,2'-oxybis(1-Chloro-propane)	ND	1.0	ug/L
4-Methylphenol	ND	1.0	ug/L
N-Nitrosodi-n-propyl-amine	ND	1.0	ug/L
Hexachloroethane	ND	1.0	ug/L
Nitrobenzene	ND	1.0	ug/L
Isophorone	ND	1.0	ug/L
2-Nitrophenol	ND	2.0	ug/L
2,4-Dimethylphenol	ND	2.0	ug/L
bis(2-Chloroethoxy) methane	ND	1.0	ug/L
2,4-Dichlorophenol	ND	2.0	ug/L
1,2,4-Trichloro-benzene	ND	1.0	ug/L
Naphthalene	ND	0.20	ug/L
4-Chloroaniline	ND	2.0	ug/L
Hexachlorobutadiene	ND	1.0	ug/L
4-Chloro-3-methylphenol	ND	2.0	ug/L
2-Methylnaphthalene	ND	0.20	ug/L
Hexachlorocyclopenta-diene	ND	10	ug/L
2,4,6-Trichloro-phenol	ND	5.0	ug/L
2,4,5-Trichloro-phenol	ND	5.0	ug/L
2-Chloronaphthalene	ND	1.0	ug/L
2-Nitroaniline	ND	2.0	ug/L
Dimethyl phthalate	ND	1.0	ug/L
Acenaphthylene	ND	0.20	ug/L

(Continued on next page)

SpecPro Inc

Client Sample ID: FWGBKGMW-010-0051-GW

GC/MS Semivolatiles

Lot-Sample #...: A5G150118-003 **Work Order #...:** HFJ0K2AC **Matrix.....:** WG

PARAMETER	RESULT	REPORTING LIMIT	UNITS
2,6-Dinitrotoluene	ND	5.0	ug/L
3-Nitroaniline	ND	2.0	ug/L
Acenaphthene	ND	0.20	ug/L
2,4-Dinitrophenol	ND	5.0	ug/L
4-Nitrophenol	ND	5.0	ug/L
Dibenzofuran	ND	1.0	ug/L
2,4-Dinitrotoluene	ND	5.0	ug/L
Diethyl phthalate	ND	1.0	ug/L
4-Chlorophenyl phenyl ether	ND	2.0	ug/L
Fluorene	ND	0.20	ug/L
4-Nitroaniline	ND	2.0	ug/L
4,6-Dinitro-2-methylphenol	ND	5.0	ug/L
N-Nitrosodiphenylamine	ND	1.0	ug/L
4-Bromophenyl phenyl ether	ND	2.0	ug/L
Hexachlorobenzene	ND	0.20	ug/L
Pentachlorophenol	ND	5.0	ug/L
Phenanthrene	ND	0.20	ug/L
Anthracene	ND	0.20	ug/L
Carbazole	ND	1.0	ug/L
Di-n-butyl phthalate	**0.76 J**	**1.0**	**ug/L**
Fluoranthene	ND	0.20	ug/L
Pyrene	ND	0.20	ug/L
Butyl benzyl phthalate	ND	1.0	ug/L
3,3'-Dichlorobenzidine	ND	5.0	ug/L
Benzo(a)anthracene	ND	0.20	ug/L
Chrysene	ND	0.20	ug/L
bis(2-Ethylhexyl) phthalate	**20 B**	**1.0**	**ug/L**
Di-n-octyl phthalate	ND	1.0	ug/L
Benzo(b)fluoranthene	ND	0.20	ug/L
Benzo(k)fluoranthene	ND	0.20	ug/L
Benzo(a)pyrene	ND	0.20	ug/L
Indeno(1,2,3-cd)pyrene	ND	0.20	ug/L
Dibenz(a,h)anthracene	ND	0.20	ug/L
Benzo(ghi)perylene	ND	0.20	ug/L

(Continued on next page)

SpecPro Inc

Client Sample ID: FWGBKGMW-010-0051-GW

GC/MS Semivolatiles

Lot-Sample #...: A5G150118-003 **Work Order #...:** HFJ0K2AC **Matrix.....:** WG

SURROGATE	PERCENT RECOVERY	RECOVERY LIMITS
Nitrobenzene-d5	66	(32 - 112)
2-Fluorobiphenyl	60	(30 - 110)
Terphenyl-d14	83	(51 - 135)
Phenol-d5	11	(10 - 117)
2-Fluorophenol	0.0 *	(19 - 108)
2,4,6-Tribromophenol	1.6 *	(42 - 124)

NOTE(S):

* Surrogate recovery is outside stated control limits.

J Estimated result. Result is less than RL.

B Method blank contamination. The associated method blank contains the target analyte at a reportable level.

SpecPro Inc

FWGBKGMW-010-0051-GW

GC/MS Semivolatiles

Lot-Sample #: A5G150118-003 **Work Order #:** HFJ0K2AC **Matrix:** WG

MASS SPECTROMETER/DATA SYSTEM (MSDS) TENTATIVELY IDENTIFIED COMPOUNDS

PARAMETER	CAS #	ESTIMATED RESULT		RETENTION TIME	UNITS
Unknown		11 J	M	2.9913	ug/L
Unknown		1.2 J	M	3.1943	ug/L
Unknown		1.3 J	M	3.5736	ug/L
Unknown		3.9 J	M	4.4551	ug/L
Unknown Organic Acid		1.9 J	M	5.2297	ug/L
Unknown Organic Acid		1.7 J	M	5.3045	ug/L
Benzamide, N,N-diethyl-	1696-17-9	1.5 NJ	M	5.7425	ug/L
Unknown		1.7 J	M	5.9455	ug/L
Diethyltoluamide	134-62-3	240 J	M	6.1058	ug/L
Unknown		9.7 J	M	12.056	ug/L

NOTE(S):

M: Result was measured against nearest internal standard assuming a response factor of 1.

SpecPro Inc

Client Sample ID: FWGLL3MW-238C-0067-GW

GC/MS Semivolatiles

Lot-Sample #...: A5G150118-005 **Work Order #...:** HFJ0Q1AC **Matrix.....:** WG
Date Sampled...: 07/14/05 10:20 **Date Received..:** 07/15/05
Prep Date.....: 07/17/05 **Analysis Date..:** 07/20/05
Prep Batch #...: 5197084
Dilution Factor: 1 **Initial Wgt/Vol:** 1010 mL **Final Wgt/Vol..:** 2 mL
Method.....: SW846 8270C

PARAMETER	RESULT	REPORTING LIMIT	UNITS
Phenol	ND	1.0	ug/L
bis(2-Chloroethyl)-ether	ND	1.0	ug/L
2-Chlorophenol	ND	1.0	ug/L
1,3-Dichlorobenzene	ND	1.0	ug/L
1,4-Dichlorobenzene	ND	1.0	ug/L
1,2-Dichlorobenzene	ND	1.0	ug/L
2-Methylphenol	ND	1.0	ug/L
2,2'-oxybis(1-Chloro-propane)	ND	1.0	ug/L
4-Methylphenol	ND	1.0	ug/L
N-Nitrosodi-n-propyl-amine	ND	1.0	ug/L
Hexachloroethane	ND	1.0	ug/L
Nitrobenzene	ND	1.0	ug/L
Isophorone	ND	1.0	ug/L
2-Nitrophenol	ND	2.0	ug/L
2,4-Dimethylphenol	ND	2.0	ug/L
bis(2-Chloroethoxy) methane	ND	1.0	ug/L
2,4-Dichlorophenol	ND	2.0	ug/L
1,2,4-Trichloro-benzene	ND	1.0	ug/L
Naphthalene	ND	0.20	ug/L
4-Chloroaniline	ND	2.0	ug/L
Hexachlorobutadiene	ND	1.0	ug/L
4-Chloro-3-methylphenol	ND	2.0	ug/L
2-Methylnaphthalene	ND	0.20	ug/L
Hexachlorocyclopenta-diene	ND	10	ug/L
2,4,6-Trichloro-phenol	ND	5.0	ug/L
2,4,5-Trichloro-phenol	ND	5.0	ug/L
2-Chloronaphthalene	ND	1.0	ug/L
2-Nitroaniline	ND	2.0	ug/L
Dimethyl phthalate	ND	1.0	ug/L
Acenaphthylene	ND	0.20	ug/L

(Continued on next page)

SpecPro Inc

Client Sample ID: FWGLL3MW-238C-0067-GW

GC/MS Semivolatiles

Lot-Sample #...: A5G150118-005 **Work Order #...:** HFJ0Q1AC **Matrix.....:** WG

PARAMETER	RESULT	REPORTING LIMIT	UNITS
2,6-Dinitrotoluene	ND	5.0	ug/L
3-Nitroaniline	ND	2.0	ug/L
Acenaphthene	ND	0.20	ug/L
2,4-Dinitrophenol	ND	5.0	ug/L
4-Nitrophenol	ND	5.0	ug/L
Dibenzofuran	ND	1.0	ug/L
2,4-Dinitrotoluene	ND	5.0	ug/L
Diethyl phthalate	**0.54 J,B**	**1.0**	**ug/L**
4-Chlorophenyl phenyl ether	ND	2.0	ug/L
Fluorene	ND	0.20	ug/L
4-Nitroaniline	ND	2.0	ug/L
4,6-Dinitro-2-methylphenol	ND	5.0	ug/L
N-Nitrosodiphenylamine	ND	1.0	ug/L
4-Bromophenyl phenyl ether	ND	2.0	ug/L
Hexachlorobenzene	ND	0.20	ug/L
Pentachlorophenol	ND	5.0	ug/L
Phenanthrene	ND	0.20	ug/L
Anthracene	ND	0.20	ug/L
Carbazole	ND	1.0	ug/L
Di-n-butyl phthalate	**0.64 J,B**	**1.0**	**ug/L**
Fluoranthene	ND	0.20	ug/L
Pyrene	ND	0.20	ug/L
Butyl benzyl phthalate	ND	1.0	ug/L
3,3'-Dichlorobenzidine	ND	5.0	ug/L
Benzo(a)anthracene	ND	0.20	ug/L
Chrysene	ND	0.20	ug/L
bis(2-Ethylhexyl) phthalate	**2.6 B**	**1.0**	**ug/L**
Di-n-octyl phthalate	ND	1.0	ug/L
Benzo(b)fluoranthene	ND	0.20	ug/L
Benzo(k)fluoranthene	ND	0.20	ug/L
Benzo(a)pyrene	ND	0.20	ug/L
Indeno(1,2,3-cd)pyrene	ND	0.20	ug/L
Dibenz(a,h)anthracene	ND	0.20	ug/L
Benzo(ghi)perylene	ND	0.20	ug/L

(Continued on next page)

SpecPro Inc

Client Sample ID: FWGLL3MW-238C-0067-GW

GC/MS Semivolatiles

Lot-Sample #...: A5G150118-005 **Work Order #...:** HFJ0Q1AC **Matrix.....:** WG

SURROGATE	PERCENT RECOVERY	RECOVERY LIMITS
Nitrobenzene-d5	91	(32 - 112)
2-Fluorobiphenyl	68	(30 - 110)
Terphenyl-d14	95	(51 - 135)
Phenol-d5	57	(10 - 117)
2-Fluorophenol	21	(19 - 108)
2,4,6-Tribromophenol	79	(42 - 124)

NOTE(S):

J Estimated result. Result is less than RL.

B Method blank contamination. The associated method blank contains the target analyte at a reportable level.

SpecPro Inc

FWGLL3MW-238C-0067-GW

GC/MS Semivolatiles

Lot-Sample #: A5G150118-005 **Work Order #:** HFJ0Q1AC **Matrix:** WG

MASS SPECTROMETER/DATA SYSTEM (MSDS) TENTATIVELY IDENTIFIED COMPOUNDS

PARAMETER	CAS #	ESTIMATED RESULT		RETENTION TIME	UNITS
Unknown		7.7 J	M	2.7461	ug/L
Unknown		1.3 J	M	3.3337	ug/L
Unknown Organic Acid		0.82 J	M	4.0656	ug/L
Unknown		2.2 J	M	4.2098	ug/L
Unknown		55 J	M	6.2505	ug/L
Unknown		7.5 J	M	6.9984	ug/L
Unknown		6.8 J	M	7.0679	ug/L
Unknown		3.8 J	M	7.1801	ug/L
Unknown		7.8 J	M	7.9974	ug/L

NOTE(S):

M: Result was measured against nearest internal standard assuming a response factor of 1.

SpecPro Inc

Client Sample ID: FWGLL3MW-238C-0067-GW

GC/MS Semivolatiles

Lot-Sample #...: A5G150118-005 **Work Order #...:** HFJ0Q3AC **Matrix.....:** WG
Date Sampled...: 07/14/05 10:20 **Date Received..:** 07/15/05
Prep Date.....: 07/28/05 **Analysis Date..:** 08/01/05
Prep Batch #...: 5209464
Dilution Factor: 1 **Initial Wgt/Vol:** 980 mL **Final Wgt/Vol..:** 2 mL
Method.....: SW846 8270C

PARAMETER	RESULT	REPORTING LIMIT	UNITS
Phenol	ND	1.0	ug/L
bis(2-Chloroethyl)-ether	ND	1.0	ug/L
2-Chlorophenol	ND	1.0	ug/L
1,3-Dichlorobenzene	ND	1.0	ug/L
1,4-Dichlorobenzene	ND	1.0	ug/L
1,2-Dichlorobenzene	ND	1.0	ug/L
2-Methylphenol	ND	1.0	ug/L
2,2'-oxybis(1-Chloro-propane)	ND	1.0	ug/L
4-Methylphenol	ND	1.0	ug/L
N-Nitrosodi-n-propyl-amine	ND	1.0	ug/L
Hexachloroethane	ND	1.0	ug/L
Nitrobenzene	ND	1.0	ug/L
Isophorone	ND	1.0	ug/L
2-Nitrophenol	ND	2.0	ug/L
2,4-Dimethylphenol	ND	2.0	ug/L
bis(2-Chloroethoxy) methane	ND	1.0	ug/L
2,4-Dichlorophenol	ND	2.0	ug/L
1,2,4-Trichloro-benzene	ND	1.0	ug/L
Naphthalene	ND	0.20	ug/L
4-Chloroaniline	ND	2.0	ug/L
Hexachlorobutadiene	ND	1.0	ug/L
4-Chloro-3-methylphenol	ND	2.0	ug/L
2-Methylnaphthalene	ND	0.20	ug/L
Hexachlorocyclopenta-diene	ND	10	ug/L
2,4,6-Trichloro-phenol	ND	5.0	ug/L
2,4,5-Trichloro-phenol	ND	5.0	ug/L
2-Chloronaphthalene	ND	1.0	ug/L
2-Nitroaniline	ND	2.0	ug/L
Dimethyl phthalate	ND	1.0	ug/L
Acenaphthylene	ND	0.20	ug/L

(Continued on next page)

SpecPro Inc

Client Sample ID: FWGLL3MW-238C-0067-GW

GC/MS Semivolatiles

Lot-Sample #...: A5G150118-005 **Work Order #...:** HFJ0Q3AC **Matrix.....:** WG

PARAMETER	RESULT	REPORTING LIMIT	UNITS
2,6-Dinitrotoluene	ND	5.0	ug/L
3-Nitroaniline	ND	2.0	ug/L
Acenaphthene	ND	0.20	ug/L
2,4-Dinitrophenol	ND	5.0	ug/L
4-Nitrophenol	ND	5.0	ug/L
Dibenzofuran	ND	1.0	ug/L
2,4-Dinitrotoluene	ND	5.0	ug/L
Diethyl phthalate	ND	1.0	ug/L
4-Chlorophenyl phenyl ether	ND	2.0	ug/L
Fluorene	ND	0.20	ug/L
4-Nitroaniline	ND	2.0	ug/L
4,6-Dinitro-2-methylphenol	ND	5.0	ug/L
N-Nitrosodiphenylamine	ND	1.0	ug/L
4-Bromophenyl phenyl ether	ND	2.0	ug/L
Hexachlorobenzene	ND	0.20	ug/L
Pentachlorophenol	ND	5.0	ug/L
Phenanthrene	ND	0.20	ug/L
Anthracene	ND	0.20	ug/L
Carbazole	ND	1.0	ug/L
Di-n-butyl phthalate	ND	1.0	ug/L
Fluoranthene	ND	0.20	ug/L
Pyrene	ND	0.20	ug/L
Butyl benzyl phthalate	ND	1.0	ug/L
3,3'-Dichlorobenzidine	ND	5.0	ug/L
Benzo(a)anthracene	ND	0.20	ug/L
Chrysene	ND	0.20	ug/L
bis(2-Ethylhexyl) phthalate	**2.2 B**	**1.0**	**ug/L**
Di-n-octyl phthalate	ND	1.0	ug/L
Benzo(b)fluoranthene	ND	0.20	ug/L
Benzo(k)fluoranthene	ND	0.20	ug/L
Benzo(a)pyrene	ND	0.20	ug/L
Indeno(1,2,3-cd)pyrene	ND	0.20	ug/L
Dibenz(a,h)anthracene	ND	0.20	ug/L
Benzo(ghi)perylene	ND	0.20	ug/L

(Continued on next page)

SpecPro Inc

Client Sample ID: FWGLL3MW-238C-0067-GW

GC/MS Semivolatiles

Lot-Sample #...: A5G150118-005 **Work Order #...:** HFJ0Q3AC **Matrix.....:** WG

SURROGATE	PERCENT RECOVERY	RECOVERY LIMITS
Nitrobenzene-d5	67	(32 - 112)
2-Fluorobiphenyl	57	(30 - 110)
Terphenyl-d14	79	(51 - 135)
Phenol-d5	53	(10 - 117)
2-Fluorophenol	32	(19 - 108)
2,4,6-Tribromophenol	63	(42 - 124)

NOTE(S):

B Method blank contamination. The associated method blank contains the target analyte at a reportable level.

SpecPro Inc

FWGLL3MW-238C-0067-GW

GC/MS Semivolatiles

Lot-Sample #: A5G150118-005 **Work Order #:** HFJ0Q3AC **Matrix:** WG

MASS SPECTROMETER/DATA SYSTEM (MSDS) TENTATIVELY IDENTIFIED COMPOUNDS

PARAMETER	CAS #	ESTIMATED RESULT		RETENTION TIME	UNITS
Unknown Organic Acid		1.1 J	M	6.0331	ug/L
Unknown Organic Acid		11 J	M	6.4071	ug/L
Unknown		35 J	M	6.4338	ug/L
Unknown		7.0 J	M	7.1923	ug/L
Bromacil	314-40-9	4.2 NJ	M	7.2565	ug/L
Unknown		1.6 J	M	7.3793	ug/L
Unknown		6.1 J	M	8.218	ug/L
Unknown		45 J	M	11.722	ug/L

NOTE(S):

M: Result was measured against nearest internal standard assuming a response factor of 1.

SpecPro Inc

Client Sample ID: FWGLL3MW-242C-0068-GW

GC/MS Semivolatiles

Lot-Sample #...: A5G150118-007 **Work Order #...:** HFJ001AC **Matrix.....:** WG
Date Sampled...: 07/14/05 12:45 **Date Received..:** 07/15/05
Prep Date.....: 07/17/05 **Analysis Date..:** 07/20/05
Prep Batch #...: 5197084
Dilution Factor: 1 **Initial Wgt/Vol:** 940 mL **Final Wgt/Vol..:** 2 mL
Method.....: SW846 8270C

PARAMETER	RESULT	REPORTING LIMIT	UNITS
Phenol	ND	1.0	ug/L
bis(2-Chloroethyl)-ether	ND	1.0	ug/L
2-Chlorophenol	ND	1.0	ug/L
1,3-Dichlorobenzene	ND	1.0	ug/L
1,4-Dichlorobenzene	ND	1.0	ug/L
1,2-Dichlorobenzene	ND	1.0	ug/L
2-Methylphenol	ND	1.0	ug/L
2,2'-oxybis(1-Chloro-propane)	ND	1.0	ug/L
4-Methylphenol	ND	1.0	ug/L
N-Nitrosodi-n-propyl-amine	ND	1.0	ug/L
Hexachloroethane	ND	1.0	ug/L
Nitrobenzene	ND	1.0	ug/L
Isophorone	ND	1.0	ug/L
2-Nitrophenol	ND	2.0	ug/L
2,4-Dimethylphenol	ND	2.0	ug/L
bis(2-Chloroethoxy) methane	ND	1.0	ug/L
2,4-Dichlorophenol	ND	2.0	ug/L
1,2,4-Trichloro-benzene	ND	1.0	ug/L
Naphthalene	ND	0.20	ug/L
4-Chloroaniline	ND	2.0	ug/L
Hexachlorobutadiene	ND	1.0	ug/L
4-Chloro-3-methylphenol	ND	2.0	ug/L
2-Methylnaphthalene	ND	0.20	ug/L
Hexachlorocyclopenta-diene	ND	10	ug/L
2,4,6-Trichloro-phenol	ND	5.0	ug/L
2,4,5-Trichloro-phenol	ND	5.0	ug/L
2-Chloronaphthalene	ND	1.0	ug/L
2-Nitroaniline	ND	2.0	ug/L
Dimethyl phthalate	ND	1.0	ug/L
Acenaphthylene	ND	0.20	ug/L

(Continued on next page)

SpecPro Inc

Client Sample ID: FWGLL3MW-242C-0068-GW

GC/MS Semivolatiles

Lot-Sample #...: A5G150118-007 **Work Order #...:** HFJ001AC **Matrix.....:** WG

PARAMETER	RESULT	REPORTING LIMIT	UNITS
2,6-Dinitrotoluene	ND	5.0	ug/L
3-Nitroaniline	ND	2.0	ug/L
Acenaphthene	ND	0.20	ug/L
2,4-Dinitrophenol	ND	5.0	ug/L
4-Nitrophenol	ND	5.0	ug/L
Dibenzofuran	ND	1.0	ug/L
2,4-Dinitrotoluene	ND	5.0	ug/L
Diethyl phthalate	ND	1.0	ug/L
4-Chlorophenyl phenyl ether	ND	2.0	ug/L
Fluorene	ND	0.20	ug/L
4-Nitroaniline	ND	2.0	ug/L
4,6-Dinitro-2-methylphenol	ND	5.0	ug/L
N-Nitrosodiphenylamine	ND	1.0	ug/L
4-Bromophenyl phenyl ether	ND	2.0	ug/L
Hexachlorobenzene	ND	0.20	ug/L
Pentachlorophenol	ND	5.0	ug/L
Phenanthrene	ND	0.20	ug/L
Anthracene	ND	0.20	ug/L
Carbazole	ND	1.0	ug/L
Di-n-butyl phthalate	ND	1.0	ug/L
Fluoranthene	ND	0.20	ug/L
Pyrene	ND	0.20	ug/L
Butyl benzyl phthalate	ND	1.0	ug/L
3,3'-Dichlorobenzidine	ND	5.0	ug/L
Benzo(a)anthracene	ND	0.20	ug/L
Chrysene	ND	0.20	ug/L
bis(2-Ethylhexyl) phthalate	**3.8 B**	**1.0**	**ug/L**
Di-n-octyl phthalate	ND	1.0	ug/L
Benzo(b)fluoranthene	ND	0.20	ug/L
Benzo(k)fluoranthene	ND	0.20	ug/L
Benzo(a)pyrene	ND	0.20	ug/L
Indeno(1,2,3-cd)pyrene	ND	0.20	ug/L
Dibenz(a,h)anthracene	ND	0.20	ug/L
Benzo(ghi)perylene	ND	0.20	ug/L

(Continued on next page)

SpecPro Inc

Client Sample ID: FWGLL3MW-242C-0068-GW

GC/MS Semivolatiles

Lot-Sample #...: A5G150118-007 **Work Order #...:** HFJ001AC **Matrix.....:** WG

SURROGATE	PERCENT RECOVERY	RECOVERY LIMITS
Nitrobenzene-d5	86	(32 - 112)
2-Fluorobiphenyl	65	(30 - 110)
Terphenyl-d14	103	(51 - 135)
Phenol-d5	51	(10 - 117)
2-Fluorophenol	18 *	(19 - 108)
2,4,6-Tribromophenol	71	(42 - 124)

NOTE(S):

* Surrogate recovery is outside stated control limits.

B Method blank contamination. The associated method blank contains the target analyte at a reportable level.

SpecPro Inc

FWGLL3MW-242C-0068-GW

GC/MS Semivolatiles

Lot-Sample #: A5G150118-007 **Work Order #:** HFJ001AC **Matrix:** WG

MASS SPECTROMETER/DATA SYSTEM (MSDS) TENTATIVELY IDENTIFIED COMPOUNDS

PARAMETER	CAS #	ESTIMATED RESULT		RETENTION TIME	UNITS
Unknown		2.2 J	M	2.7456	ug/L
Unknown		0.87 J	M	3.0341	ug/L
Unknown		2.6 J	M	5.8387	ug/L
Unknown		11 J	M	11.244	ug/L

NOTE(S):

M: Result was measured against nearest internal standard assuming a response factor of 1.

SpecPro Inc

Client Sample ID: FWGLL12MW-153C-0073-GW

GC/MS Semivolatiles

Lot-Sample #...: A5G150118-009 **Work Order #...:** HFJ1D1AC **Matrix.....:** WG
Date Sampled...: 07/14/05 09:56 **Date Received..:** 07/15/05
Prep Date.....: 07/17/05 **Analysis Date..:** 07/20/05
Prep Batch #...: 5197084
Dilution Factor: 1 **Initial Wgt/Vol:** 1050 mL **Final Wgt/Vol..:** 2 mL
Method.....: SW846 8270C

PARAMETER	RESULT	REPORTING LIMIT	UNITS
Phenol	ND	1.0	ug/L
bis(2-Chloroethyl)-ether	ND	1.0	ug/L
2-Chlorophenol	ND	1.0	ug/L
1,3-Dichlorobenzene	ND	1.0	ug/L
1,4-Dichlorobenzene	ND	1.0	ug/L
1,2-Dichlorobenzene	ND	1.0	ug/L
2-Methylphenol	ND	1.0	ug/L
2,2'-oxybis(1-Chloro-propane)	ND	1.0	ug/L
4-Methylphenol	ND	1.0	ug/L
N-Nitrosodi-n-propyl-amine	ND	1.0	ug/L
Hexachloroethane	ND	1.0	ug/L
Nitrobenzene	ND	1.0	ug/L
Isophorone	ND	1.0	ug/L
2-Nitrophenol	ND	2.0	ug/L
2,4-Dimethylphenol	ND	2.0	ug/L
bis(2-Chloroethoxy) methane	ND	1.0	ug/L
2,4-Dichlorophenol	ND	2.0	ug/L
1,2,4-Trichloro-benzene	ND	1.0	ug/L
Naphthalene	ND	0.20	ug/L
4-Chloroaniline	ND	2.0	ug/L
Hexachlorobutadiene	ND	1.0	ug/L
4-Chloro-3-methylphenol	ND	2.0	ug/L
2-Methylnaphthalene	ND	0.20	ug/L
Hexachlorocyclopenta-diene	ND	10	ug/L
2,4,6-Trichloro-phenol	ND	5.0	ug/L
2,4,5-Trichloro-phenol	ND	5.0	ug/L
2-Chloronaphthalene	ND	1.0	ug/L
2-Nitroaniline	ND	2.0	ug/L
Dimethyl phthalate	ND	1.0	ug/L
Acenaphthylene	ND	0.20	ug/L

(Continued on next page)

SpecPro Inc

Client Sample ID: FWGLL12MW-153C-0073-GW

GC/MS Semivolatiles

Lot-Sample #...: A5G150118-009 **Work Order #...:** HFJ1D1AC **Matrix.....:** WG

PARAMETER	RESULT	REPORTING LIMIT	UNITS
2,6-Dinitrotoluene	ND	5.0	ug/L
3-Nitroaniline	ND	2.0	ug/L
Acenaphthene	ND	0.20	ug/L
2,4-Dinitrophenol	ND	5.0	ug/L
4-Nitrophenol	ND	5.0	ug/L
Dibenzofuran	ND	1.0	ug/L
2,4-Dinitrotoluene	ND	5.0	ug/L
Diethyl phthalate	**0.66 J,B**	**1.0**	**ug/L**
4-Chlorophenyl phenyl ether	ND	2.0	ug/L
Fluorene	ND	0.20	ug/L
4-Nitroaniline	ND	2.0	ug/L
4,6-Dinitro-2-methylphenol	ND	5.0	ug/L
N-Nitrosodiphenylamine	ND	1.0	ug/L
4-Bromophenyl phenyl ether	ND	2.0	ug/L
Hexachlorobenzene	ND	0.20	ug/L
Pentachlorophenol	ND	5.0	ug/L
Phenanthrene	ND	0.20	ug/L
Anthracene	ND	0.20	ug/L
Carbazole	ND	1.0	ug/L
Di-n-butyl phthalate	**0.69 J,B**	**1.0**	**ug/L**
Fluoranthene	ND	0.20	ug/L
Pyrene	ND	0.20	ug/L
Butyl benzyl phthalate	ND	1.0	ug/L
3,3'-Dichlorobenzidine	ND	5.0	ug/L
Benzo(a)anthracene	ND	0.20	ug/L
Chrysene	ND	0.20	ug/L
bis(2-Ethylhexyl) phthalate	**4.7 B**	**1.0**	**ug/L**
Di-n-octyl phthalate	ND	1.0	ug/L
Benzo(b)fluoranthene	ND	0.20	ug/L
Benzo(k)fluoranthene	ND	0.20	ug/L
Benzo(a)pyrene	ND	0.20	ug/L
Indeno(1,2,3-cd)pyrene	ND	0.20	ug/L
Dibenz(a,h)anthracene	ND	0.20	ug/L
Benzo(ghi)perylene	ND	0.20	ug/L

(Continued on next page)

SpecPro Inc

Client Sample ID: FWGLL12MW-153C-0073-GW

GC/MS Semivolatiles

Lot-Sample #...: A5G150118-009 **Work Order #...:** HFJ1D1AC **Matrix.....:** WG

SURROGATE	PERCENT RECOVERY	RECOVERY LIMITS
Nitrobenzene-d5	91	(32 - 112)
2-Fluorobiphenyl	72	(30 - 110)
Terphenyl-d14	107	(51 - 135)
Phenol-d5	71	(10 - 117)
2-Fluorophenol	54	(19 - 108)
2,4,6-Tribromophenol	86	(42 - 124)

NOTE(S):

J Estimated result. Result is less than RL.

B Method blank contamination. The associated method blank contains the target analyte at a reportable level.

SpecPro Inc

FWGLL12MW-153C-0073-GW

GC/MS Semivolatiles

Lot-Sample #: A5G150118-009 **Work Order #:** HFJ1D1AC **Matrix:** WG

MASS SPECTROMETER/DATA SYSTEM (MSDS) TENTATIVELY IDENTIFIED COMPOUNDS

PARAMETER	CAS #	ESTIMATED RESULT		RETENTION TIME	UNITS
Unknown		8.5 J	M	2.7432	ug/L
Unknown		1.2 J	M	3.0316	ug/L
Unknown		1.6 J	M	3.3308	ug/L
Unknown		2.1 J	M	4.2069	ug/L
Unknown		0.84 J	M	4.9762	ug/L
Unknown		1.4 J	M	5.0509	ug/L
Unknown Organic Acid		0.92 J	M	5.6813	ug/L
Unknown		0.90 J	M	8.4005	ug/L
Unknown		0.83 J	M	10.27	ug/L
Unknown		1.2 J	M	10.334	ug/L
Unknown		11 J	M	10.414	ug/L

NOTE(S):

M: Result was measured against nearest internal standard assuming a response factor of 1.

SpecPro Inc

Client Sample ID: FWGLL12MW-182C-0074-GW

GC/MS Semivolatiles

Lot-Sample #...: A5G150118-011 **Work Order #...:** HFJ101AC **Matrix.....:** WG
Date Sampled...: 07/14/05 13:12 **Date Received..:** 07/15/05
Prep Date.....: 07/17/05 **Analysis Date..:** 07/20/05
Prep Batch #...: 5197084
Dilution Factor: 1 **Initial Wgt/Vol:** 1040 mL **Final Wgt/Vol..:** 2 mL
Method.....: SW846 8270C

PARAMETER	RESULT	REPORTING LIMIT	UNITS
Phenol	ND	1.0	ug/L
bis(2-Chloroethyl)-ether	ND	1.0	ug/L
2-Chlorophenol	ND	1.0	ug/L
1,3-Dichlorobenzene	ND	1.0	ug/L
1,4-Dichlorobenzene	ND	1.0	ug/L
1,2-Dichlorobenzene	ND	1.0	ug/L
2-Methylphenol	ND	1.0	ug/L
2,2'-oxybis(1-Chloro-propane)	ND	1.0	ug/L
4-Methylphenol	ND	1.0	ug/L
N-Nitrosodi-n-propyl-amine	ND	1.0	ug/L
Hexachloroethane	ND	1.0	ug/L
Nitrobenzene	ND	1.0	ug/L
Isophorone	ND	1.0	ug/L
2-Nitrophenol	ND	2.0	ug/L
2,4-Dimethylphenol	ND	2.0	ug/L
bis(2-Chloroethoxy) methane	ND	1.0	ug/L
2,4-Dichlorophenol	ND	2.0	ug/L
1,2,4-Trichloro-benzene	ND	1.0	ug/L
Naphthalene	ND	0.20	ug/L
4-Chloroaniline	ND	2.0	ug/L
Hexachlorobutadiene	ND	1.0	ug/L
4-Chloro-3-methylphenol	ND	2.0	ug/L
2-Methylnaphthalene	ND	0.20	ug/L
Hexachlorocyclopenta-diene	ND	10	ug/L
2,4,6-Trichloro-phenol	ND	5.0	ug/L
2,4,5-Trichloro-phenol	ND	5.0	ug/L
2-Chloronaphthalene	ND	1.0	ug/L
2-Nitroaniline	ND	2.0	ug/L
Dimethyl phthalate	ND	1.0	ug/L
Acenaphthylene	ND	0.20	ug/L

(Continued on next page)

SpecPro Inc

Client Sample ID: FWGLL12MW-182C-0074-GW

GC/MS Semivolatiles

Lot-Sample #...: A5G150118-011 **Work Order #...:** HFJ101AC **Matrix.....:** WG

PARAMETER	RESULT	REPORTING LIMIT	UNITS
2,6-Dinitrotoluene	ND	5.0	ug/L
3-Nitroaniline	ND	2.0	ug/L
Acenaphthene	ND	0.20	ug/L
2,4-Dinitrophenol	ND	5.0	ug/L
4-Nitrophenol	ND	5.0	ug/L
Dibenzofuran	ND	1.0	ug/L
2,4-Dinitrotoluene	ND	5.0	ug/L
Diethyl phthalate	ND	1.0	ug/L
4-Chlorophenyl phenyl ether	ND	2.0	ug/L
Fluorene	ND	0.20	ug/L
4-Nitroaniline	ND	2.0	ug/L
4,6-Dinitro-2-methylphenol	ND	5.0	ug/L
N-Nitrosodiphenylamine	ND	1.0	ug/L
4-Bromophenyl phenyl ether	ND	2.0	ug/L
Hexachlorobenzene	ND	0.20	ug/L
Pentachlorophenol	ND	5.0	ug/L
Phenanthrene	ND	0.20	ug/L
Anthracene	ND	0.20	ug/L
Carbazole	ND	1.0	ug/L
Di-n-butyl phthalate	**0.75 J,B**	**1.0**	**ug/L**
Fluoranthene	ND	0.20	ug/L
Pyrene	ND	0.20	ug/L
Butyl benzyl phthalate	ND	1.0	ug/L
3,3'-Dichlorobenzidine	ND	5.0	ug/L
Benzo(a)anthracene	ND	0.20	ug/L
Chrysene	ND	0.20	ug/L
bis(2-Ethylhexyl) phthalate	**3.2 B**	**1.0**	**ug/L**
Di-n-octyl phthalate	ND	1.0	ug/L
Benzo(b)fluoranthene	ND	0.20	ug/L
Benzo(k)fluoranthene	ND	0.20	ug/L
Benzo(a)pyrene	ND	0.20	ug/L
Indeno(1,2,3-cd)pyrene	ND	0.20	ug/L
Dibenz(a,h)anthracene	ND	0.20	ug/L
Benzo(ghi)perylene	ND	0.20	ug/L

(Continued on next page)

SpecPro Inc

Client Sample ID: FWGLL12MW-182C-0074-GW

GC/MS Semivolatiles

Lot-Sample #...: A5G150118-011 **Work Order #...:** HFJ101AC **Matrix.....:** WG

SURROGATE	PERCENT RECOVERY	RECOVERY LIMITS
Nitrobenzene-d5	97	(32 - 112)
2-Fluorobiphenyl	80	(30 - 110)
Terphenyl-d14	105	(51 - 135)
Phenol-d5	82	(10 - 117)
2-Fluorophenol	55	(19 - 108)
2,4,6-Tribromophenol	94	(42 - 124)

NOTE(S):

J Estimated result. Result is less than RL.

B Method blank contamination. The associated method blank contains the target analyte at a reportable level.

SpecPro Inc

FWGLL12MW-182C-0074-GW

GC/MS Semivolatiles

Lot-Sample #: A5G150118-011 **Work Order #:** HFJ101AC **Matrix:** WG

MASS SPECTROMETER/DATA SYSTEM (MSDS) TENTATIVELY IDENTIFIED COMPOUNDS

PARAMETER	CAS #	ESTIMATED RESULT		RETENTION TIME	UNITS
Unknown		10 J	M	2.7463	ug/L
Unknown		1.5 J	M	3.334	ug/L
2-Pyrrolidinone, 1-methyl-	872-50-4	1.4 NJ	M	3.5103	ug/L
Unknown Organic Acid		2.0 J	M	4.0712	ug/L
Benzoic Acid	65-85-0	1.1 NJ	M	4.1193	ug/L
Unknown		2.7 J	M	4.2101	ug/L
Unknown		2.5 J	M	4.4024	ug/L
Unknown Organic Acid		1.3 J	M	4.5092	ug/L
Caprolactam	105-60-2	1.2 NJ	M	4.5894	ug/L
Unknown		0.92 J	M	4.9793	ug/L
Unknown		1.8 J	M	5.0541	ug/L
Unknown		2.9 J	M	5.2678	ug/L
Methylparaben	99-76-3	1.1 NJ	M	5.4441	ug/L
Unknown		2.0 J	M	5.4868	ug/L
Unknown		1.1 J	M	5.7005	ug/L
Unknown Organic Acid		1.9 J	M	5.7272	ug/L
Diethyltoluamide	134-62-3	320 NJ	M	5.8501	ug/L
Unknown		1.3 J	M	6.8438	ug/L
Oxybenzone	131-57-7	1.5 NJ	M	7.3513	ug/L
Unknown Organic Acid		0.79 J	M	7.5756	ug/L
Unknown		0.94 J	M	7.987	ug/L
Unknown		3.2 J	M	8.9592	ug/L

NOTE(S):

M: Result was measured against nearest internal standard assuming a response factor of 1.

SpecPro Inc

Client Sample ID: FWGLL12MW-182C-0074-GW

GC/MS Semivolatiles

Lot-Sample #...: A5G150118-011 **Work Order #...:** HFJ103AC **Matrix.....:** WG
Date Sampled...: 07/14/05 13:12 **Date Received..:** 07/15/05
Prep Date.....: 07/28/05 **Analysis Date..:** 08/01/05
Prep Batch #...: 5209464
Dilution Factor: 1 **Initial Wgt/Vol:** 1000 mL **Final Wgt/Vol..:** 2 mL
Method.....: SW846 8270C

PARAMETER	RESULT	REPORTING LIMIT	UNITS
Phenol	ND	1.0	ug/L
bis(2-Chloroethyl)-ether	ND	1.0	ug/L
2-Chlorophenol	ND	1.0	ug/L
1,3-Dichlorobenzene	ND	1.0	ug/L
1,4-Dichlorobenzene	ND	1.0	ug/L
1,2-Dichlorobenzene	ND	1.0	ug/L
2-Methylphenol	ND	1.0	ug/L
2,2'-oxybis(1-Chloro-propane)	ND	1.0	ug/L
4-Methylphenol	ND	1.0	ug/L
N-Nitrosodi-n-propyl-amine	ND	1.0	ug/L
Hexachloroethane	ND	1.0	ug/L
Nitrobenzene	ND	1.0	ug/L
Isophorone	ND	1.0	ug/L
2-Nitrophenol	ND	2.0	ug/L
2,4-Dimethylphenol	ND	2.0	ug/L
bis(2-Chloroethoxy) methane	ND	1.0	ug/L
2,4-Dichlorophenol	ND	2.0	ug/L
1,2,4-Trichloro-benzene	ND	1.0	ug/L
Naphthalene	ND	0.20	ug/L
4-Chloroaniline	ND	2.0	ug/L
Hexachlorobutadiene	ND	1.0	ug/L
4-Chloro-3-methylphenol	ND	2.0	ug/L
2-Methylnaphthalene	ND	0.20	ug/L
Hexachlorocyclopenta-diene	ND	10	ug/L
2,4,6-Trichloro-phenol	ND	5.0	ug/L
2,4,5-Trichloro-phenol	ND	5.0	ug/L
2-Chloronaphthalene	ND	1.0	ug/L
2-Nitroaniline	ND	2.0	ug/L
Dimethyl phthalate	ND	1.0	ug/L
Acenaphthylene	ND	0.20	ug/L

(Continued on next page)

SpecPro Inc

Client Sample ID: FWGLL12MW-182C-0074-GW

GC/MS Semivolatiles

Lot-Sample #...: A5G150118-011 **Work Order #...:** HFJ103AC **Matrix.....:** WG

PARAMETER	RESULT	REPORTING LIMIT	UNITS
2,6-Dinitrotoluene	ND	5.0	ug/L
3-Nitroaniline	ND	2.0	ug/L
Acenaphthene	ND	0.20	ug/L
2,4-Dinitrophenol	ND	5.0	ug/L
4-Nitrophenol	ND	5.0	ug/L
Dibenzofuran	ND	1.0	ug/L
2,4-Dinitrotoluene	ND	5.0	ug/L
Diethyl phthalate	ND	1.0	ug/L
4-Chlorophenyl phenyl ether	ND	2.0	ug/L
Fluorene	ND	0.20	ug/L
4-Nitroaniline	ND	2.0	ug/L
4,6-Dinitro-2-methylphenol	ND	5.0	ug/L
N-Nitrosodiphenylamine	ND	1.0	ug/L
4-Bromophenyl phenyl ether	ND	2.0	ug/L
Hexachlorobenzene	ND	0.20	ug/L
Pentachlorophenol	ND	5.0	ug/L
Phenanthrene	ND	0.20	ug/L
Anthracene	ND	0.20	ug/L
Carbazole	ND	1.0	ug/L
Di-n-butyl phthalate	ND	1.0	ug/L
Fluoranthene	ND	0.20	ug/L
Pyrene	ND	0.20	ug/L
Butyl benzyl phthalate	ND	1.0	ug/L
3,3'-Dichlorobenzidine	ND	5.0	ug/L
Benzo(a)anthracene	ND	0.20	ug/L
Chrysene	ND	0.20	ug/L
bis(2-Ethylhexyl) phthalate	**5.3 B**	**1.0**	**ug/L**
Di-n-octyl phthalate	ND	1.0	ug/L
Benzo(b)fluoranthene	ND	0.20	ug/L
Benzo(k)fluoranthene	ND	0.20	ug/L
Benzo(a)pyrene	ND	0.20	ug/L
Indeno(1,2,3-cd)pyrene	ND	0.20	ug/L
Dibenz(a,h)anthracene	ND	0.20	ug/L
Benzo(ghi)perylene	ND	0.20	ug/L

(Continued on next page)

SpecPro Inc

Client Sample ID: FWGLL12MW-182C-0074-GW

GC/MS Semivolatiles

Lot-Sample #...: A5G150118-011 **Work Order #...:** HFJ103AC **Matrix.....:** WG

SURROGATE	PERCENT RECOVERY	RECOVERY LIMITS
Nitrobenzene-d5	56	(32 - 112)
2-Fluorobiphenyl	50	(30 - 110)
Terphenyl-d14	82	(51 - 135)
Phenol-d5	50	(10 - 117)
2-Fluorophenol	18 *	(19 - 108)
2,4,6-Tribromophenol	68	(42 - 124)

NOTE(S):

* Surrogate recovery is outside stated control limits.

B Method blank contamination. The associated method blank contains the target analyte at a reportable level.

SpecPro Inc

FWGLL12MW-182C-0074-GW

GC/MS Semivolatiles

Lot-Sample #: A5G150118-011 **Work Order #:** HFJ103AC **Matrix:** WG

MASS SPECTROMETER/DATA SYSTEM (MSDS) TENTATIVELY IDENTIFIED COMPOUNDS

PARAMETER	CAS #	ESTIMATED RESULT		RETENTION TIME	UNITS
Unknown		0.84 J	M	5.5605	ug/L
Unknown		25 J	M	6.0253	ug/L

NOTE(S):

M: Result was measured against nearest internal standard assuming a response factor of 1.

SpecPro Inc

Client Sample ID: FWGLL12MW-183C-0075-GW

GC/MS Semivolatiles

Lot-Sample #...: A5G150118-013 **Work Order #...:** HFJ2K1AC **Matrix.....:** WG
Date Sampled...: 07/14/05 15:06 **Date Received..:** 07/15/05
Prep Date.....: 07/17/05 **Analysis Date..:** 07/20/05
Prep Batch #...: 5197084
Dilution Factor: 1 **Initial Wgt/Vol:** 1040 mL **Final Wgt/Vol..:** 2 mL
Method.....: SW846 8270C

PARAMETER	RESULT	REPORTING LIMIT	UNITS
Phenol	ND	1.0	ug/L
bis(2-Chloroethyl)-ether	ND	1.0	ug/L
2-Chlorophenol	ND	1.0	ug/L
1,3-Dichlorobenzene	ND	1.0	ug/L
1,4-Dichlorobenzene	ND	1.0	ug/L
1,2-Dichlorobenzene	ND	1.0	ug/L
2-Methylphenol	ND	1.0	ug/L
2,2'-oxybis(1-Chloro-propane)	ND	1.0	ug/L
4-Methylphenol	ND	1.0	ug/L
N-Nitrosodi-n-propyl-amine	ND	1.0	ug/L
Hexachloroethane	ND	1.0	ug/L
Nitrobenzene	ND	1.0	ug/L
Isophorone	ND	1.0	ug/L
2-Nitrophenol	ND	2.0	ug/L
2,4-Dimethylphenol	ND	2.0	ug/L
bis(2-Chloroethoxy) methane	ND	1.0	ug/L
2,4-Dichlorophenol	ND	2.0	ug/L
1,2,4-Trichloro-benzene	ND	1.0	ug/L
Naphthalene	ND	0.20	ug/L
4-Chloroaniline	ND	2.0	ug/L
Hexachlorobutadiene	ND	1.0	ug/L
4-Chloro-3-methylphenol	ND	2.0	ug/L
2-Methylnaphthalene	ND	0.20	ug/L
Hexachlorocyclopenta-diene	ND	10	ug/L
2,4,6-Trichloro-phenol	ND	5.0	ug/L
2,4,5-Trichloro-phenol	ND	5.0	ug/L
2-Chloronaphthalene	ND	1.0	ug/L
2-Nitroaniline	ND	2.0	ug/L
Dimethyl phthalate	ND	1.0	ug/L
Acenaphthylene	ND	0.20	ug/L

(Continued on next page)

SpecPro Inc

Client Sample ID: FWGLL12MW-183C-0075-GW

GC/MS Semivolatiles

Lot-Sample #...: A5G150118-013 **Work Order #...:** HFJ2K1AC **Matrix.....:** WG

PARAMETER	RESULT	REPORTING LIMIT	UNITS
2,6-Dinitrotoluene	ND	5.0	ug/L
3-Nitroaniline	ND	2.0	ug/L
Acenaphthene	ND	0.20	ug/L
2,4-Dinitrophenol	ND	5.0	ug/L
4-Nitrophenol	ND	5.0	ug/L
Dibenzofuran	ND	1.0	ug/L
2,4-Dinitrotoluene	ND	5.0	ug/L
Diethyl phthalate	ND	1.0	ug/L
4-Chlorophenyl phenyl ether	ND	2.0	ug/L
Fluorene	ND	0.20	ug/L
4-Nitroaniline	ND	2.0	ug/L
4,6-Dinitro-2-methylphenol	ND	5.0	ug/L
N-Nitrosodiphenylamine	ND	1.0	ug/L
4-Bromophenyl phenyl ether	ND	2.0	ug/L
Hexachlorobenzene	ND	0.20	ug/L
Pentachlorophenol	ND	5.0	ug/L
Phenanthrene	ND	0.20	ug/L
Anthracene	ND	0.20	ug/L
Carbazole	ND	1.0	ug/L
Di-n-butyl phthalate	**0.39 J,B**	**1.0**	**ug/L**
Fluoranthene	ND	0.20	ug/L
Pyrene	ND	0.20	ug/L
Butyl benzyl phthalate	ND	1.0	ug/L
3,3'-Dichlorobenzidine	ND	5.0	ug/L
Benzo(a)anthracene	ND	0.20	ug/L
Chrysene	ND	0.20	ug/L
bis(2-Ethylhexyl) phthalate	**3.5 B**	**1.0**	**ug/L**
Di-n-octyl phthalate	ND	1.0	ug/L
Benzo(b)fluoranthene	ND	0.20	ug/L
Benzo(k)fluoranthene	ND	0.20	ug/L
Benzo(a)pyrene	ND	0.20	ug/L
Indeno(1,2,3-cd)pyrene	ND	0.20	ug/L
Dibenz(a,h)anthracene	ND	0.20	ug/L
Benzo(ghi)perylene	ND	0.20	ug/L

(Continued on next page)

SpecPro Inc

Client Sample ID: FWGLL12MW-183C-0075-GW

GC/MS Semivolatiles

Lot-Sample #...: A5G150118-013 **Work Order #...:** HFJ2K1AC **Matrix.....:** WG

SURROGATE	PERCENT RECOVERY	RECOVERY LIMITS
Nitrobenzene-d5	81	(32 - 112)
2-Fluorobiphenyl	66	(30 - 110)
Terphenyl-d14	106	(51 - 135)
Phenol-d5	73	(10 - 117)
2-Fluorophenol	47	(19 - 108)
2,4,6-Tribromophenol	92	(42 - 124)

NOTE(S):

J Estimated result. Result is less than RL.

B Method blank contamination. The associated method blank contains the target analyte at a reportable level.

SpecPro Inc

FWGLL12MW-183C-0075-GW

GC/MS Semivolatiles

Lot-Sample #: A5G150118-013 **Work Order #:** HFJ2K1AC **Matrix:** WG

MASS SPECTROMETER/DATA SYSTEM (MSDS) TENTATIVELY IDENTIFIED COMPOUNDS

PARAMETER	CAS #	ESTIMATED RESULT		RETENTION TIME	UNITS
Unknown		7.9 J	M	2.7434	ug/L
Unknown		0.97 J	M	3.3364	ug/L
Unknown		0.94 J	M	4.0629	ug/L
Unknown		1.6 J	M	4.2072	ug/L
Unknown		0.90 J	M	4.4048	ug/L
Unknown		1.1 J	M	5.0512	ug/L
Unknown		0.85 J	M	5.2649	ug/L
Unknown		2.1 J	M	5.4893	ug/L
Unknown		0.83 J	M	5.6709	ug/L
Unknown		1.3 J	M	5.703	ug/L
Diethyltoluamide	134-62-3	370 NJ	M	5.8526	ug/L
Unknown		1.2 J	M	6.8462	ug/L
Unknown		1.0 J	M	7.9841	ug/L
Unknown Hydrocarbon		0.95 J	M	9.2822	ug/L
Unknown Hydrocarbon		0.98 J	M	9.6134	ug/L
Unknown Hydrocarbon		0.81 J	M	9.998	ug/L
Unknown Hydrocarbon		2.0 J	M	10.446	ug/L

NOTE(S):

M: Result was measured against nearest internal standard assuming a response factor of 1.

SpecPro Inc

Client Sample ID: FWGLL12MW-183C-0075-GW

GC/MS Semivolatiles

Lot-Sample #...: A5G150118-013 **Work Order #...:** HFJ2K2AC **Matrix.....:** WG
Date Sampled...: 07/14/05 15:06 **Date Received..:** 07/15/05
Prep Date.....: 07/25/05 **Analysis Date..:** 07/27/05
Prep Batch #...: 5206033
Dilution Factor: 1 **Initial Wgt/Vol:** 1020 mL **Final Wgt/Vol..:** 2 mL
Method.....: SW846 8270C

PARAMETER	RESULT	REPORTING LIMIT	UNITS
Phenol	ND	1.0	ug/L
bis(2-Chloroethyl)-ether	ND	1.0	ug/L
2-Chlorophenol	ND	1.0	ug/L
1,3-Dichlorobenzene	ND	1.0	ug/L
1,4-Dichlorobenzene	ND	1.0	ug/L
1,2-Dichlorobenzene	ND	1.0	ug/L
2-Methylphenol	ND	1.0	ug/L
2,2'-oxybis(1-Chloro-propane)	ND	1.0	ug/L
4-Methylphenol	ND	1.0	ug/L
N-Nitrosodi-n-propyl-amine	ND	1.0	ug/L
Hexachloroethane	ND	1.0	ug/L
Nitrobenzene	ND	1.0	ug/L
Isophorone	ND	1.0	ug/L
2-Nitrophenol	ND	2.0	ug/L
2,4-Dimethylphenol	ND	2.0	ug/L
bis(2-Chloroethoxy) methane	ND	1.0	ug/L
2,4-Dichlorophenol	ND	2.0	ug/L
1,2,4-Trichloro-benzene	ND	1.0	ug/L
Naphthalene	ND	0.20	ug/L
4-Chloroaniline	ND	2.0	ug/L
Hexachlorobutadiene	ND	1.0	ug/L
4-Chloro-3-methylphenol	ND	2.0	ug/L
2-Methylnaphthalene	ND	0.20	ug/L
Hexachlorocyclopenta-diene	ND	10	ug/L
2,4,6-Trichloro-phenol	ND	5.0	ug/L
2,4,5-Trichloro-phenol	ND	5.0	ug/L
2-Chloronaphthalene	ND	1.0	ug/L
2-Nitroaniline	ND	2.0	ug/L
Dimethyl phthalate	ND	1.0	ug/L
Acenaphthylene	ND	0.20	ug/L

(Continued on next page)

SpecPro Inc

Client Sample ID: FWGLL12MW-183C-0075-GW

GC/MS Semivolatiles

Lot-Sample #...: A5G150118-013 **Work Order #...:** HFJ2K2AC **Matrix.....:** WG

PARAMETER	RESULT	REPORTING LIMIT	UNITS
2,6-Dinitrotoluene	ND	5.0	ug/L
3-Nitroaniline	ND	2.0	ug/L
Acenaphthene	ND	0.20	ug/L
2,4-Dinitrophenol	ND	5.0	ug/L
4-Nitrophenol	ND	5.0	ug/L
Dibenzofuran	ND	1.0	ug/L
2,4-Dinitrotoluene	ND	5.0	ug/L
Diethyl phthalate	ND	1.0	ug/L
4-Chlorophenyl phenyl ether	ND	2.0	ug/L
Fluorene	ND	0.20	ug/L
4-Nitroaniline	ND	2.0	ug/L
4,6-Dinitro-2-methylphenol	ND	5.0	ug/L
N-Nitrosodiphenylamine	ND	1.0	ug/L
4-Bromophenyl phenyl ether	ND	2.0	ug/L
Hexachlorobenzene	ND	0.20	ug/L
Pentachlorophenol	ND	5.0	ug/L
Phenanthrene	ND	0.20	ug/L
Anthracene	ND	0.20	ug/L
Carbazole	ND	1.0	ug/L
Di-n-butyl phthalate	ND	1.0	ug/L
Fluoranthene	ND	0.20	ug/L
Pyrene	ND	0.20	ug/L
Butyl benzyl phthalate	ND	1.0	ug/L
3,3'-Dichlorobenzidine	ND	5.0	ug/L
Benzo(a)anthracene	ND	0.20	ug/L
Chrysene	ND	0.20	ug/L
bis(2-Ethylhexyl) phthalate	**2.5 B**	**1.0**	**ug/L**
Di-n-octyl phthalate	ND	1.0	ug/L
Benzo(b)fluoranthene	ND	0.20	ug/L
Benzo(k)fluoranthene	ND	0.20	ug/L
Benzo(a)pyrene	ND	0.20	ug/L
Indeno(1,2,3-cd)pyrene	ND	0.20	ug/L
Dibenz(a,h)anthracene	ND	0.20	ug/L
Benzo(ghi)perylene	ND	0.20	ug/L

(Continued on next page)

SpecPro Inc

Client Sample ID: FWGLL12MW-183C-0075-GW

GC/MS Semivolatiles

Lot-Sample #...: A5G150118-013 **Work Order #...:** HFJ2K2AC **Matrix.....:** WG

SURROGATE	PERCENT RECOVERY	RECOVERY LIMITS
Nitrobenzene-d5	63	(32 - 112)
2-Fluorobiphenyl	57	(30 - 110)
Terphenyl-d14	79	(51 - 135)
Phenol-d5	61	(10 - 117)
2-Fluorophenol	46	(19 - 108)
2,4,6-Tribromophenol	80	(42 - 124)

NOTE(S):

B Method blank contamination. The associated method blank contains the target analyte at a reportable level.

SpecPro Inc

FWGLL12MW-183C-0075-GW

GC/MS Semivolatiles

Lot-Sample #: A5G150118-013 **Work Order #:** HFJ2K2AC **Matrix:** WG

MASS SPECTROMETER/DATA SYSTEM (MSDS) TENTATIVELY IDENTIFIED COMPOUNDS

PARAMETER	CAS #	ESTIMATED RESULT		RETENTION TIME	UNITS
Unknown		4.1 J	M	2.9918	ug/L
Unknown		0.99 J	M	4.4555	ug/L
Diethyltoluamide	134-62-3	100 J	M	6.0956	ug/L

NOTE(S):

M: Result was measured against nearest internal standard assuming a response factor of 1.

SpecPro Inc

Client Sample ID: FWGLL12MW-183C-0075-GW

GC/MS Semivolatiles

Lot-Sample #...: A5G150118-013 **Work Order #...:** HFJ2K3AC **Matrix.....:** WG
Date Sampled...: 07/14/05 15:06 **Date Received..:** 07/15/05
Prep Date.....: 07/28/05 **Analysis Date..:** 08/01/05
Prep Batch #...: 5209464
Dilution Factor: 1 **Initial Wgt/Vol:** 1050 mL **Final Wgt/Vol..:** 2 mL
Method.....: SW846 8270C

PARAMETER	RESULT	REPORTING LIMIT	UNITS
Phenol	ND	1.0	ug/L
bis(2-Chloroethyl)-ether	ND	1.0	ug/L
2-Chlorophenol	ND	1.0	ug/L
1,3-Dichlorobenzene	ND	1.0	ug/L
1,4-Dichlorobenzene	ND	1.0	ug/L
1,2-Dichlorobenzene	ND	1.0	ug/L
2-Methylphenol	ND	1.0	ug/L
2,2'-oxybis(1-Chloro-propane)	ND	1.0	ug/L
4-Methylphenol	ND	1.0	ug/L
N-Nitrosodi-n-propyl-amine	ND	1.0	ug/L
Hexachloroethane	ND	1.0	ug/L
Nitrobenzene	ND	1.0	ug/L
Isophorone	ND	1.0	ug/L
2-Nitrophenol	ND	2.0	ug/L
2,4-Dimethylphenol	ND	2.0	ug/L
bis(2-Chloroethoxy) methane	ND	1.0	ug/L
2,4-Dichlorophenol	ND	2.0	ug/L
1,2,4-Trichloro-benzene	ND	1.0	ug/L
Naphthalene	ND	0.20	ug/L
4-Chloroaniline	ND	2.0	ug/L
Hexachlorobutadiene	ND	1.0	ug/L
4-Chloro-3-methylphenol	ND	2.0	ug/L
2-Methylnaphthalene	ND	0.20	ug/L
Hexachlorocyclopenta-diene	ND	10	ug/L
2,4,6-Trichloro-phenol	ND	5.0	ug/L
2,4,5-Trichloro-phenol	ND	5.0	ug/L
2-Chloronaphthalene	ND	1.0	ug/L
2-Nitroaniline	ND	2.0	ug/L
Dimethyl phthalate	ND	1.0	ug/L
Acenaphthylene	ND	0.20	ug/L

(Continued on next page)

SpecPro Inc

Client Sample ID: FWGLL12MW-183C-0075-GW

GC/MS Semivolatiles

Lot-Sample #...: A5G150118-013 **Work Order #...:** HFJ2K3AC **Matrix.....:** WG

PARAMETER	RESULT	REPORTING LIMIT	UNITS
2,6-Dinitrotoluene	ND	5.0	ug/L
3-Nitroaniline	ND	2.0	ug/L
Acenaphthene	ND	0.20	ug/L
2,4-Dinitrophenol	ND	5.0	ug/L
4-Nitrophenol	ND	5.0	ug/L
Dibenzofuran	ND	1.0	ug/L
2,4-Dinitrotoluene	ND	5.0	ug/L
Diethyl phthalate	ND	1.0	ug/L
4-Chlorophenyl phenyl ether	ND	2.0	ug/L
Fluorene	ND	0.20	ug/L
4-Nitroaniline	ND	2.0	ug/L
4,6-Dinitro-2-methylphenol	ND	5.0	ug/L
N-Nitrosodiphenylamine	ND	1.0	ug/L
4-Bromophenyl phenyl ether	ND	2.0	ug/L
Hexachlorobenzene	ND	0.20	ug/L
Pentachlorophenol	ND	5.0	ug/L
Phenanthrene	ND	0.20	ug/L
Anthracene	ND	0.20	ug/L
Carbazole	ND	1.0	ug/L
Di-n-butyl phthalate	ND	1.0	ug/L
Fluoranthene	ND	0.20	ug/L
Pyrene	ND	0.20	ug/L
Butyl benzyl phthalate	ND	1.0	ug/L
3,3'-Dichlorobenzidine	ND	5.0	ug/L
Benzo(a)anthracene	ND	0.20	ug/L
Chrysene	ND	0.20	ug/L
bis(2-Ethylhexyl) phthalate	**4.7 B**	**1.0**	**ug/L**
Di-n-octyl phthalate	**0.41 J,B**	**1.0**	**ug/L**
Benzo(b)fluoranthene	ND	0.20	ug/L
Benzo(k)fluoranthene	ND	0.20	ug/L
Benzo(a)pyrene	ND	0.20	ug/L
Indeno(1,2,3-cd)pyrene	ND	0.20	ug/L
Dibenz(a,h)anthracene	ND	0.20	ug/L
Benzo(ghi)perylene	ND	0.20	ug/L

(Continued on next page)

SpecPro Inc

Client Sample ID: FWGLL12MW-183C-0075-GW

GC/MS Semivolatiles

Lot-Sample #...: A5G150118-013 **Work Order #...:** HFJ2K3AC **Matrix.....:** WG

SURROGATE	PERCENT RECOVERY	RECOVERY LIMITS
Nitrobenzene-d5	67	(32 - 112)
2-Fluorobiphenyl	59	(30 - 110)
Terphenyl-d14	81	(51 - 135)
Phenol-d5	38	(10 - 117)
2-Fluorophenol	8.3 *	(19 - 108)
2,4,6-Tribromophenol	61	(42 - 124)

NOTE(S):

* Surrogate recovery is outside stated control limits.

B Method blank contamination. The associated method blank contains the target analyte at a reportable level.

J Estimated result. Result is less than RL.

SpecPro Inc

FWGLL12MW-183C-0075-GW

GC/MS Semivolatiles

Lot-Sample #: A5G150118-013 **Work Order #:** HFJ2K3AC **Matrix:** WG

MASS SPECTROMETER/DATA SYSTEM (MSDS) TENTATIVELY IDENTIFIED COMPOUNDS

PARAMETER	CAS #	ESTIMATED RESULT		RETENTION TIME	UNITS
Diethyltoluamide	134-62-3	210 NJ	M	6.0411	ug/L

NOTE(S):

M: Result was measured against nearest internal standard assuming a response factor of 1.

SpecPro Inc

Client Sample ID: FWGCBPMW-005C-0077-GW

GC/MS Semivolatiles

Lot-Sample #...: A5G150118-015 **Work Order #...:** HFJ2R1AE **Matrix.....:** WG
Date Sampled...: 07/14/05 11:51 **Date Received..:** 07/15/05
Prep Date.....: 07/17/05 **Analysis Date..:** 07/20/05
Prep Batch #...: 5197084
Dilution Factor: 1 **Initial Wgt/Vol:** 1050 mL **Final Wgt/Vol..:** 2 mL
Method.....: SW846 8270C

PARAMETER	RESULT	REPORTING LIMIT	UNITS
Phenol	ND	1.0	ug/L
bis(2-Chloroethyl)-ether	ND	1.0	ug/L
2-Chlorophenol	ND	1.0	ug/L
1,3-Dichlorobenzene	ND	1.0	ug/L
1,4-Dichlorobenzene	ND	1.0	ug/L
1,2-Dichlorobenzene	ND	1.0	ug/L
2-Methylphenol	ND	1.0	ug/L
2,2'-oxybis(1-Chloro-propane)	ND	1.0	ug/L
4-Methylphenol	ND	1.0	ug/L
N-Nitrosodi-n-propyl-amine	ND	1.0	ug/L
Hexachloroethane	ND	1.0	ug/L
Nitrobenzene	ND	1.0	ug/L
Isophorone	ND	1.0	ug/L
2-Nitrophenol	ND	2.0	ug/L
2,4-Dimethylphenol	ND	2.0	ug/L
bis(2-Chloroethoxy) methane	ND	1.0	ug/L
2,4-Dichlorophenol	ND	2.0	ug/L
1,2,4-Trichloro-benzene	ND	1.0	ug/L
Naphthalene	ND	0.20	ug/L
4-Chloroaniline	ND	2.0	ug/L
Hexachlorobutadiene	ND	1.0	ug/L
4-Chloro-3-methylphenol	ND	2.0	ug/L
2-Methylnaphthalene	ND	0.20	ug/L
Hexachlorocyclopenta-diene	ND	10	ug/L
2,4,6-Trichloro-phenol	ND	5.0	ug/L
2,4,5-Trichloro-phenol	ND	5.0	ug/L
2-Chloronaphthalene	ND	1.0	ug/L
2-Nitroaniline	ND	2.0	ug/L
Dimethyl phthalate	ND	1.0	ug/L
Acenaphthylene	ND	0.20	ug/L

(Continued on next page)

SpecPro Inc

Client Sample ID: FWGCBPMW-005C-0077-GW

GC/MS Semivolatiles

Lot-Sample #...: A5G150118-015 **Work Order #...:** HFJ2R1AE **Matrix.....:** WG

PARAMETER	RESULT	REPORTING LIMIT	UNITS
2,6-Dinitrotoluene	ND	5.0	ug/L
3-Nitroaniline	ND	2.0	ug/L
Acenaphthene	ND	0.20	ug/L
2,4-Dinitrophenol	ND	5.0	ug/L
4-Nitrophenol	ND	5.0	ug/L
Dibenzofuran	ND	1.0	ug/L
2,4-Dinitrotoluene	ND	5.0	ug/L
Diethyl phthalate	ND	1.0	ug/L
4-Chlorophenyl phenyl ether	ND	2.0	ug/L
Fluorene	ND	0.20	ug/L
4-Nitroaniline	ND	2.0	ug/L
4,6-Dinitro-2-methylphenol	ND	5.0	ug/L
N-Nitrosodiphenylamine	ND	1.0	ug/L
4-Bromophenyl phenyl ether	ND	2.0	ug/L
Hexachlorobenzene	ND	0.20	ug/L
Pentachlorophenol	ND	5.0	ug/L
Phenanthrene	ND	0.20	ug/L
Anthracene	ND	0.20	ug/L
Carbazole	ND	1.0	ug/L
Di-n-butyl phthalate	ND	1.0	ug/L
Fluoranthene	ND	0.20	ug/L
Pyrene	ND	0.20	ug/L
Butyl benzyl phthalate	ND	1.0	ug/L
3,3'-Dichlorobenzidine	ND	5.0	ug/L
Benzo(a)anthracene	ND	0.20	ug/L
Chrysene	ND	0.20	ug/L
bis(2-Ethylhexyl) phthalate	**0.82 J,B**	**1.0**	**ug/L**
Di-n-octyl phthalate	ND	1.0	ug/L
Benzo(b)fluoranthene	ND	0.20	ug/L
Benzo(k)fluoranthene	ND	0.20	ug/L
Benzo(a)pyrene	ND	0.20	ug/L
Indeno(1,2,3-cd)pyrene	ND	0.20	ug/L
Dibenz(a,h)anthracene	ND	0.20	ug/L
Benzo(ghi)perylene	ND	0.20	ug/L

(Continued on next page)

SpecPro Inc

Client Sample ID: FWGCBPMW-005C-0077-GW

GC/MS Semivolatiles

Lot-Sample #...: A5G150118-015 **Work Order #...:** HFJ2R1AE **Matrix.....:** WG

SURROGATE	PERCENT RECOVERY	RECOVERY LIMITS
Nitrobenzene-d5	72	(32 - 112)
2-Fluorobiphenyl	53	(30 - 110)
Terphenyl-d14	80	(51 - 135)
Phenol-d5	52	(10 - 117)
2-Fluorophenol	41	(19 - 108)
2,4,6-Tribromophenol	70	(42 - 124)

NOTE(S):

J Estimated result. Result is less than RL.

B Method blank contamination. The associated method blank contains the target analyte at a reportable level.

SpecPro Inc

FWGCBPMW-005C-0077-GW

GC/MS Semivolatiles

Lot-Sample #: A5G150118-015 **Work Order #:** HFJ2R1AE **Matrix:** WG

MASS SPECTROMETER/DATA SYSTEM (MSDS) TENTATIVELY IDENTIFIED COMPOUNDS

PARAMETER	CAS #	ESTIMATED RESULT		RETENTION TIME	UNITS
Unknown		1.8 J	M	2.7445	ug/L
D-Limonene	5989-27-5	1.0 NJ	M	3.4924	ug/L
Unknown		4.6 J	M	5.8376	ug/L
Unknown Organic Acid		1.2 J	M	6.9969	ug/L
2-Mercaptobenzothiazole	149-30-4	5.3 NJ	M	7.1838	ug/L
Unknown		0.82 J	M	7.5257	ug/L
Unknown Organic Acid		3.3 J	M	7.5792	ug/L
Unknown Hydrocarbon		1.3 J	M	9.3207	ug/L
Unknown Hydrocarbon		1.3 J	M	9.6573	ug/L
Unknown Hydrocarbon		1.2 J	M	10.041	ug/L
Unknown		1.0 J	M	11.249	ug/L

NOTE(S):

M: Result was measured against nearest internal standard assuming a response factor of 1.

SpecPro Inc

Client Sample ID: FWGCBPMW-005C-0077-GW

GC/MS Semivolatiles

Lot-Sample #...: A5G150118-015 **Work Order #...:** HFJ2R3AE **Matrix.....:** WG
Date Sampled...: 07/14/05 11:51 **Date Received..:** 07/15/05
Prep Date.....: 07/28/05 **Analysis Date..:** 08/01/05
Prep Batch #...: 5209464
Dilution Factor: 1 **Initial Wgt/Vol:** 1050 mL **Final Wgt/Vol..:** 2 mL
Method.....: SW846 8270C

PARAMETER	RESULT	REPORTING LIMIT	UNITS
Phenol	ND	1.0	ug/L
bis(2-Chloroethyl)-ether	ND	1.0	ug/L
2-Chlorophenol	ND	1.0	ug/L
1,3-Dichlorobenzene	ND	1.0	ug/L
1,4-Dichlorobenzene	ND	1.0	ug/L
1,2-Dichlorobenzene	ND	1.0	ug/L
2-Methylphenol	ND	1.0	ug/L
2,2'-oxybis(1-Chloro-propane)	ND	1.0	ug/L
4-Methylphenol	ND	1.0	ug/L
N-Nitrosodi-n-propyl-amine	ND	1.0	ug/L
Hexachloroethane	ND	1.0	ug/L
Nitrobenzene	ND	1.0	ug/L
Isophorone	ND	1.0	ug/L
2-Nitrophenol	ND	2.0	ug/L
2,4-Dimethylphenol	ND	2.0	ug/L
bis(2-Chloroethoxy) methane	ND	1.0	ug/L
2,4-Dichlorophenol	ND	2.0	ug/L
1,2,4-Trichloro-benzene	ND	1.0	ug/L
Naphthalene	ND	0.20	ug/L
4-Chloroaniline	ND	2.0	ug/L
Hexachlorobutadiene	ND	1.0	ug/L
4-Chloro-3-methylphenol	ND	2.0	ug/L
2-Methylnaphthalene	ND	0.20	ug/L
Hexachlorocyclopenta-diene	ND	10	ug/L
2,4,6-Trichloro-phenol	ND	5.0	ug/L
2,4,5-Trichloro-phenol	ND	5.0	ug/L
2-Chloronaphthalene	ND	1.0	ug/L
2-Nitroaniline	ND	2.0	ug/L
Dimethyl phthalate	ND	1.0	ug/L
Acenaphthylene	ND	0.20	ug/L

(Continued on next page)

SpecPro Inc

Client Sample ID: FWGCBPMW-005C-0077-GW

GC/MS Semivolatiles

Lot-Sample #...: A5G150118-015 **Work Order #...:** HFJ2R3AE **Matrix.....:** WG

PARAMETER	RESULT	REPORTING LIMIT	UNITS
2,6-Dinitrotoluene	ND	5.0	ug/L
3-Nitroaniline	ND	2.0	ug/L
Acenaphthene	ND	0.20	ug/L
2,4-Dinitrophenol	ND	5.0	ug/L
4-Nitrophenol	ND	5.0	ug/L
Dibenzofuran	ND	1.0	ug/L
2,4-Dinitrotoluene	ND	5.0	ug/L
Diethyl phthalate	ND	1.0	ug/L
4-Chlorophenyl phenyl ether	ND	2.0	ug/L
Fluorene	ND	0.20	ug/L
4-Nitroaniline	ND	2.0	ug/L
4,6-Dinitro-2-methylphenol	ND	5.0	ug/L
N-Nitrosodiphenylamine	ND	1.0	ug/L
4-Bromophenyl phenyl ether	ND	2.0	ug/L
Hexachlorobenzene	ND	0.20	ug/L
Pentachlorophenol	ND	5.0	ug/L
Phenanthrene	ND	0.20	ug/L
Anthracene	ND	0.20	ug/L
Carbazole	ND	1.0	ug/L
Di-n-butyl phthalate	ND	1.0	ug/L
Fluoranthene	ND	0.20	ug/L
Pyrene	ND	0.20	ug/L
Butyl benzyl phthalate	ND	1.0	ug/L
3,3'-Dichlorobenzidine	ND	5.0	ug/L
Benzo(a)anthracene	ND	0.20	ug/L
Chrysene	ND	0.20	ug/L
bis(2-Ethylhexyl) phthalate	**3.4 B**	**1.0**	**ug/L**
Di-n-octyl phthalate	ND	1.0	ug/L
Benzo(b)fluoranthene	ND	0.20	ug/L
Benzo(k)fluoranthene	ND	0.20	ug/L
Benzo(a)pyrene	ND	0.20	ug/L
Indeno(1,2,3-cd)pyrene	ND	0.20	ug/L
Dibenz(a,h)anthracene	ND	0.20	ug/L
Benzo(ghi)perylene	ND	0.20	ug/L

(Continued on next page)

SpecPro Inc

Client Sample ID: FWGCBPMW-005C-0077-GW

GC/MS Semivolatiles

Lot-Sample #...: A5G150118-015 **Work Order #...:** HFJ2R3AE **Matrix.....:** WG

SURROGATE	PERCENT RECOVERY	RECOVERY LIMITS
Nitrobenzene-d5	60	(32 - 112)
2-Fluorobiphenyl	51	(30 - 110)
Terphenyl-d14	77	(51 - 135)
Phenol-d5	49	(10 - 117)
2-Fluorophenol	34	(19 - 108)
2,4,6-Tribromophenol	52	(42 - 124)

NOTE(S):

B Method blank contamination. The associated method blank contains the target analyte at a reportable level.

SpecPro Inc

FWGCBPMW-005C-0077-GW

GC/MS Semivolatiles

Lot-Sample #: A5G150118-015 **Work Order #:** HFJ2R3AE **Matrix:** WG

MASS SPECTROMETER/DATA SYSTEM (MSDS) TENTATIVELY IDENTIFIED COMPOUNDS

PARAMETER	CAS #	ESTIMATED RESULT		RETENTION TIME	UNITS
Unknown		1.9 J	M	6.0316	ug/L

NOTE(S):

M: Result was measured against nearest internal standard assuming a response factor of 1.

SpecPro Inc

Client Sample ID: FWGCBPMW-007C-0078-GW

GC/MS Semivolatiles

Lot-Sample #...: A5G150118-017 **Work Order #...:** HFJ221AC **Matrix.....:** WG
Date Sampled...: 07/14/05 14:22 **Date Received..:** 07/15/05
Prep Date.....: 07/17/05 **Analysis Date..:** 07/20/05
Prep Batch #...: 5197084
Dilution Factor: 1 **Initial Wgt/Vol:** 1050 mL **Final Wgt/Vol..:** 2 mL
Method.....: SW846 8270C

PARAMETER	RESULT	REPORTING LIMIT	UNITS
Phenol	ND	1.0	ug/L
bis(2-Chloroethyl)-ether	ND	1.0	ug/L
2-Chlorophenol	ND	1.0	ug/L
1,3-Dichlorobenzene	ND	1.0	ug/L
1,4-Dichlorobenzene	ND	1.0	ug/L
1,2-Dichlorobenzene	ND	1.0	ug/L
2-Methylphenol	ND	1.0	ug/L
2,2'-oxybis(1-Chloro-propane)	ND	1.0	ug/L
4-Methylphenol	ND	1.0	ug/L
N-Nitrosodi-n-propyl-amine	ND	1.0	ug/L
Hexachloroethane	ND	1.0	ug/L
Nitrobenzene	ND	1.0	ug/L
Isophorone	ND	1.0	ug/L
2-Nitrophenol	ND	2.0	ug/L
2,4-Dimethylphenol	ND	2.0	ug/L
bis(2-Chloroethoxy) methane	ND	1.0	ug/L
2,4-Dichlorophenol	ND	2.0	ug/L
1,2,4-Trichloro-benzene	ND	1.0	ug/L
Naphthalene	ND	0.20	ug/L
4-Chloroaniline	ND	2.0	ug/L
Hexachlorobutadiene	ND	1.0	ug/L
4-Chloro-3-methylphenol	ND	2.0	ug/L
2-Methylnaphthalene	ND	0.20	ug/L
Hexachlorocyclopenta-diene	ND	10	ug/L
2,4,6-Trichloro-phenol	ND	5.0	ug/L
2,4,5-Trichloro-phenol	ND	5.0	ug/L
2-Chloronaphthalene	ND	1.0	ug/L
2-Nitroaniline	ND	2.0	ug/L
Dimethyl phthalate	ND	1.0	ug/L
Acenaphthylene	ND	0.20	ug/L

(Continued on next page)

SpecPro Inc

Client Sample ID: FWGCBPMW-007C-0078-GW

GC/MS Semivolatiles

Lot-Sample #...: A5G150118-017 **Work Order #...:** HFJ221AC **Matrix.....:** WG

PARAMETER	RESULT	REPORTING LIMIT	UNITS
2,6-Dinitrotoluene	ND	5.0	ug/L
3-Nitroaniline	ND	2.0	ug/L
Acenaphthene	ND	0.20	ug/L
2,4-Dinitrophenol	ND	5.0	ug/L
4-Nitrophenol	ND	5.0	ug/L
Dibenzofuran	ND	1.0	ug/L
2,4-Dinitrotoluene	ND	5.0	ug/L
Diethyl phthalate	**0.59 J,B**	**1.0**	**ug/L**
4-Chlorophenyl phenyl ether	ND	2.0	ug/L
Fluorene	ND	0.20	ug/L
4-Nitroaniline	ND	2.0	ug/L
4,6-Dinitro-2-methylphenol	ND	5.0	ug/L
N-Nitrosodiphenylamine	ND	1.0	ug/L
4-Bromophenyl phenyl ether	ND	2.0	ug/L
Hexachlorobenzene	ND	0.20	ug/L
Pentachlorophenol	ND	5.0	ug/L
Phenanthrene	ND	0.20	ug/L
Anthracene	ND	0.20	ug/L
Carbazole	ND	1.0	ug/L
Di-n-butyl phthalate	**0.89 J,B**	**1.0**	**ug/L**
Fluoranthene	ND	0.20	ug/L
Pyrene	ND	0.20	ug/L
Butyl benzyl phthalate	ND	1.0	ug/L
3,3'-Dichlorobenzidine	ND	5.0	ug/L
Benzo(a)anthracene	ND	0.20	ug/L
Chrysene	ND	0.20	ug/L
bis(2-Ethylhexyl) phthalate	**2.3 B**	**1.0**	**ug/L**
Di-n-octyl phthalate	ND	1.0	ug/L
Benzo(b)fluoranthene	ND	0.20	ug/L
Benzo(k)fluoranthene	ND	0.20	ug/L
Benzo(a)pyrene	ND	0.20	ug/L
Indeno(1,2,3-cd)pyrene	ND	0.20	ug/L
Dibenz(a,h)anthracene	ND	0.20	ug/L
Benzo(ghi)perylene	ND	0.20	ug/L

(Continued on next page)

SpecPro Inc

Client Sample ID: FWGCBPMW-007C-0078-GW

GC/MS Semivolatiles

Lot-Sample #...: A5G150118-017 **Work Order #...:** HFJ221AC **Matrix.....:** WG

SURROGATE	PERCENT RECOVERY	RECOVERY LIMITS
Nitrobenzene-d5	82	(32 - 112)
2-Fluorobiphenyl	63	(30 - 110)
Terphenyl-d14	87	(51 - 135)
Phenol-d5	0.0 *	(10 - 117)
2-Fluorophenol	0.0 *	(19 - 108)
2,4,6-Tribromophenol	0.0 *	(42 - 124)

NOTE(S):

* Surrogate recovery is outside stated control limits.

J Estimated result. Result is less than RL.

B Method blank contamination. The associated method blank contains the target analyte at a reportable level.

SpecPro Inc

FWGCBPMW-007C-0078-GW

GC/MS Semivolatiles

Lot-Sample #: A5G150118-017 **Work Order #:** HFJ221AC **Matrix:** WG

MASS SPECTROMETER/DATA SYSTEM (MSDS) TENTATIVELY IDENTIFIED COMPOUNDS

PARAMETER	CAS #	ESTIMATED RESULT		RETENTION TIME	UNITS
Unknown		6.9 J	M	2.7485	ug/L
Unknown		20 J	M	3.2827	ug/L
Unknown		1.1 J	M	3.3361	ug/L
Unknown		1.1 J	M	3.5071	ug/L
Unknown		1.9 J	M	4.2069	ug/L
Unknown		0.78 J	M	4.9761	ug/L
Butylated Hydroxytoluene	128-37-0	1.9 NJ	M	5.5531	ug/L
Diethyltoluamide	134-62-3	14 NJ	M	5.8309	ug/L
Unknown		1.3 J	M	6.4719	ug/L
Oxybenzone	131-57-7	0.98 NJ	M	7.3481	ug/L
Unknown		2.5 J	M	7.9784	ug/L
Unknown		0.86 J	M	8.0105	ug/L
Unknown		16 J	M	8.1814	ug/L
Unknown		2.3 J	M	9.1964	ug/L
Unknown		5.2 J	M	9.8802	ug/L
Unknown		13 J	M	10.793	ug/L
Unknown		2.1 J	M	11.669	ug/L
Unknown		6.8 J	M	12.075	ug/L

NOTE(S):

M: Result was measured against nearest internal standard assuming a response factor of 1.

SpecPro Inc

Client Sample ID: FWGWBGmw-006C-0080-gw

GC/MS Semivolatiles

Lot-Sample #...: A5G150118-019 **Work Order #...:** HFJ251AC **Matrix.....:** WG
Date Sampled...: 07/14/05 15:26 **Date Received..:** 07/15/05
Prep Date.....: 07/17/05 **Analysis Date..:** 07/20/05
Prep Batch #...: 5197084
Dilution Factor: 1 **Initial Wgt/Vol:** 1050 mL **Final Wgt/Vol..:** 2 mL
Method.....: SW846 8270C

PARAMETER	RESULT	REPORTING LIMIT	UNITS
Phenol	ND	1.0	ug/L
bis(2-Chloroethyl)-ether	ND	1.0	ug/L
2-Chlorophenol	ND	1.0	ug/L
1,3-Dichlorobenzene	ND	1.0	ug/L
1,4-Dichlorobenzene	ND	1.0	ug/L
1,2-Dichlorobenzene	ND	1.0	ug/L
2-Methylphenol	ND	1.0	ug/L
2,2'-oxybis(1-Chloro-propane)	ND	1.0	ug/L
4-Methylphenol	ND	1.0	ug/L
N-Nitrosodi-n-propyl-amine	ND	1.0	ug/L
Hexachloroethane	ND	1.0	ug/L
Nitrobenzene	ND	1.0	ug/L
Isophorone	ND	1.0	ug/L
2-Nitrophenol	ND	2.0	ug/L
2,4-Dimethylphenol	ND	2.0	ug/L
bis(2-Chloroethoxy) methane	ND	1.0	ug/L
2,4-Dichlorophenol	ND	2.0	ug/L
1,2,4-Trichloro-benzene	ND	1.0	ug/L
Naphthalene	ND	0.20	ug/L
4-Chloroaniline	ND	2.0	ug/L
Hexachlorobutadiene	ND	1.0	ug/L
4-Chloro-3-methylphenol	ND	2.0	ug/L
2-Methylnaphthalene	ND	0.20	ug/L
Hexachlorocyclopenta-diene	ND	10	ug/L
2,4,6-Trichloro-phenol	ND	5.0	ug/L
2,4,5-Trichloro-phenol	ND	5.0	ug/L
2-Chloronaphthalene	ND	1.0	ug/L
2-Nitroaniline	ND	2.0	ug/L
Dimethyl phthalate	ND	1.0	ug/L
Acenaphthylene	ND	0.20	ug/L

(Continued on next page)

SpecPro Inc

Client Sample ID: FWGWBGmw-006C-0080-gw

GC/MS Semivolatiles

Lot-Sample #...: A5G150118-019 **Work Order #...:** HFJ251AC **Matrix.....:** WG

PARAMETER	RESULT	REPORTING LIMIT	UNITS
2,6-Dinitrotoluene	ND	5.0	ug/L
3-Nitroaniline	ND	2.0	ug/L
Acenaphthene	ND	0.20	ug/L
2,4-Dinitrophenol	ND	5.0	ug/L
4-Nitrophenol	ND	5.0	ug/L
Dibenzofuran	ND	1.0	ug/L
2,4-Dinitrotoluene	ND	5.0	ug/L
Diethyl phthalate	**0.71 J,B**	**1.0**	**ug/L**
4-Chlorophenyl phenyl ether	ND	2.0	ug/L
Fluorene	ND	0.20	ug/L
4-Nitroaniline	ND	2.0	ug/L
4,6-Dinitro-2-methylphenol	ND	5.0	ug/L
N-Nitrosodiphenylamine	ND	1.0	ug/L
4-Bromophenyl phenyl ether	ND	2.0	ug/L
Hexachlorobenzene	ND	0.20	ug/L
Pentachlorophenol	ND	5.0	ug/L
Phenanthrene	ND	0.20	ug/L
Anthracene	ND	0.20	ug/L
Carbazole	ND	1.0	ug/L
Di-n-butyl phthalate	**0.97 J,B**	**1.0**	**ug/L**
Fluoranthene	ND	0.20	ug/L
Pyrene	ND	0.20	ug/L
Butyl benzyl phthalate	ND	1.0	ug/L
3,3'-Dichlorobenzidine	ND	5.0	ug/L
Benzo(a)anthracene	ND	0.20	ug/L
Chrysene	ND	0.20	ug/L
bis(2-Ethylhexyl) phthalate	**2.7 B**	**1.0**	**ug/L**
Di-n-octyl phthalate	ND	1.0	ug/L
Benzo(b)fluoranthene	ND	0.20	ug/L
Benzo(k)fluoranthene	ND	0.20	ug/L
Benzo(a)pyrene	ND	0.20	ug/L
Indeno(1,2,3-cd)pyrene	ND	0.20	ug/L
Dibenz(a,h)anthracene	ND	0.20	ug/L
Benzo(ghi)perylene	ND	0.20	ug/L

(Continued on next page)

SpecPro Inc

Client Sample ID: FWGWBGmw-006C-0080-gw

GC/MS Semivolatiles

Lot-Sample #...: A5G150118-019 **Work Order #...:** HFJ251AC **Matrix.....:** WG

SURROGATE	PERCENT RECOVERY	RECOVERY LIMITS
Nitrobenzene-d5	94	(32 - 112)
2-Fluorobiphenyl	67	(30 - 110)
Terphenyl-d14	91	(51 - 135)
Phenol-d5	4.6 *	(10 - 117)
2-Fluorophenol	0.0 *	(19 - 108)
2,4,6-Tribromophenol	0.0 *	(42 - 124)

NOTE(S):

* Surrogate recovery is outside stated control limits.

J Estimated result. Result is less than RL.

B Method blank contamination. The associated method blank contains the target analyte at a reportable level.

SpecPro Inc

FWGWBGmw-006C-0080-gw

GC/MS Semivolatiles

Lot-Sample #: A5G150118-019 **Work Order #:** HFJ251AC **Matrix:** WG

MASS SPECTROMETER/DATA SYSTEM (MSDS) TENTATIVELY IDENTIFIED COMPOUNDS

PARAMETER	CAS #	ESTIMATED RESULT		RETENTION TIME	UNITS
Unknown		13 J	M	2.7491	ug/L
Unknown		1.5 J	M	3.3367	ug/L
Unknown		1.3 J	M	3.5077	ug/L
Unknown		2.6 J	M	4.2075	ug/L
Unknown		1.1 J	M	4.9767	ug/L
Unknown		10 J	M	5.8368	ug/L
Unknown		3.1 J	M	7.6211	ug/L
Unknown		1.1 J	M	8.1767	ug/L
Unknown		29 J	M	10.377	ug/L
Unknown		4.2 J	M	10.521	ug/L

NOTE(S):

M: Result was measured against nearest internal standard assuming a response factor of 1.

METHOD BLANK REPORT

GC/MS Semivolatiles

Client Lot #...: A5G150118 **Work Order #...:** HFNAA1AA **Matrix.....:** WATER
MB Lot-Sample #: A5G160000-084

Prep Date.....: 07/17/05 **Final Wgt/Vol..:** 2 mL
Analysis Date..: 07/20/05 **Prep Batch #...:** 5197084
Dilution Factor: 1 **Initial Wgt/Vol:** 1000 mL

PARAMETER	RESULT	REPORTING LIMIT	UNITS	METHOD
Phenol	ND	1.0	ug/L	SW846 8270C
bis(2-Chloroethyl)-ether	ND	1.0	ug/L	SW846 8270C
2-Chlorophenol	ND	1.0	ug/L	SW846 8270C
1,3-Dichlorobenzene	ND	1.0	ug/L	SW846 8270C
1,4-Dichlorobenzene	ND	1.0	ug/L	SW846 8270C
1,2-Dichlorobenzene	ND	1.0	ug/L	SW846 8270C
2-Methylphenol	ND	1.0	ug/L	SW846 8270C
2,2'-oxybis(1-Chloro-propane)	ND	1.0	ug/L	SW846 8270C
4-Methylphenol	ND	1.0	ug/L	SW846 8270C
N-Nitrosodi-n-propyl-amine	ND	1.0	ug/L	SW846 8270C
Hexachloroethane	ND	1.0	ug/L	SW846 8270C
Nitrobenzene	ND	1.0	ug/L	SW846 8270C
Isophorone	ND	1.0	ug/L	SW846 8270C
2-Nitrophenol	ND	2.0	ug/L	SW846 8270C
2,4-Dimethylphenol	ND	2.0	ug/L	SW846 8270C
bis(2-Chloroethoxy) methane	ND	1.0	ug/L	SW846 8270C
2,4-Dichlorophenol	ND	2.0	ug/L	SW846 8270C
1,2,4-Trichloro-benzene	ND	1.0	ug/L	SW846 8270C
Naphthalene	ND	0.20	ug/L	SW846 8270C
4-Chloroaniline	ND	2.0	ug/L	SW846 8270C
Hexachlorobutadiene	ND	1.0	ug/L	SW846 8270C
4-Chloro-3-methylphenol	ND	2.0	ug/L	SW846 8270C
2-Methylnaphthalene	ND	0.20	ug/L	SW846 8270C
Hexachlorocyclopenta-diene	ND	10	ug/L	SW846 8270C
2,4,6-Trichloro-phenol	ND	5.0	ug/L	SW846 8270C
2,4,5-Trichloro-phenol	ND	5.0	ug/L	SW846 8270C
2-Chloronaphthalene	ND	1.0	ug/L	SW846 8270C
2-Nitroaniline	ND	2.0	ug/L	SW846 8270C
Dimethyl phthalate	ND	1.0	ug/L	SW846 8270C
Acenaphthylene	ND	0.20	ug/L	SW846 8270C
2,6-Dinitrotoluene	ND	5.0	ug/L	SW846 8270C
3-Nitroaniline	ND	2.0	ug/L	SW846 8270C
Acenaphthene	ND	0.20	ug/L	SW846 8270C

(Continued on next page)

METHOD BLANK REPORT

GC/MS Semivolatiles

Client Lot #...: A5G150118 **Work Order #...:** HFNAA1AA **Matrix.....:** WATER

PARAMETER	RESULT	REPORTING LIMIT	UNITS	METHOD
2,4-Dinitrophenol	ND	5.0	ug/L	SW846 8270C
4-Nitrophenol	ND	5.0	ug/L	SW846 8270C
Dibenzofuran	ND	1.0	ug/L	SW846 8270C
2,4-Dinitrotoluene	ND	5.0	ug/L	SW846 8270C
Diethyl phthalate	**0.74 J**	**1.0**	**ug/L**	**SW846 8270C**
4-Chlorophenyl phenyl ether	ND	2.0	ug/L	SW846 8270C
Fluorene	ND	0.20	ug/L	SW846 8270C
4-Nitroaniline	ND	2.0	ug/L	SW846 8270C
4,6-Dinitro-2-methylphenol	ND	5.0	ug/L	SW846 8270C
N-Nitrosodiphenylamine	ND	1.0	ug/L	SW846 8270C
4-Bromophenyl phenyl ether	ND	2.0	ug/L	SW846 8270C
Hexachlorobenzene	ND	0.20	ug/L	SW846 8270C
Pentachlorophenol	ND	5.0	ug/L	SW846 8270C
Phenanthrene	ND	0.20	ug/L	SW846 8270C
Anthracene	ND	0.20	ug/L	SW846 8270C
Carbazole	ND	1.0	ug/L	SW846 8270C
Di-n-butyl phthalate	**1.2**	**1.0**	**ug/L**	**SW846 8270C**
Fluoranthene	ND	0.20	ug/L	SW846 8270C
Pyrene	ND	0.20	ug/L	SW846 8270C
Butyl benzyl phthalate	ND	1.0	ug/L	SW846 8270C
3,3'-Dichlorobenzidine	ND	5.0	ug/L	SW846 8270C
Benzo(a)anthracene	ND	0.20	ug/L	SW846 8270C
Chrysene	ND	0.20	ug/L	SW846 8270C
bis(2-Ethylhexyl) phthalate	**6.5**	**1.0**	**ug/L**	**SW846 8270C**
Di-n-octyl phthalate	ND	1.0	ug/L	SW846 8270C
Benzo(b)fluoranthene	ND	0.20	ug/L	SW846 8270C
Benzo(k)fluoranthene	ND	0.20	ug/L	SW846 8270C
Benzo(a)pyrene	ND	0.20	ug/L	SW846 8270C
Indeno(1,2,3-cd)pyrene	ND	0.20	ug/L	SW846 8270C
Dibenz(a,h)anthracene	ND	0.20	ug/L	SW846 8270C
Benzo(ghi)perylene	ND	0.20	ug/L	SW846 8270C

SURROGATE	PERCENT RECOVERY	RECOVERY LIMITS
Nitrobenzene-d5	90	(32 - 112)
2-Fluorobiphenyl	73	(30 - 110)
Terphenyl-d14	92	(51 - 135)
Phenol-d5	4.4 *	(10 - 117)
2-Fluorophenol	0.0 *	(19 - 108)
2,4,6-Tribromophenol	0.0 *	(42 - 124)

(Continued on next page)

METHOD BLANK REPORT

GC/MS Semivolatiles

Client Lot #...: A5G150118 **Work Order #...:** HFNAA1AA **Matrix.....:** WATER

NOTE(S):

Calculations are performed before rounding to avoid round-off errors in calculated results.

* Surrogate recovery is outside stated control limits.

J Estimated result. Result is less than RL.

SpecPro Inc

Method Blank Report

GC/MS Semivolatiles

Lot-Sample #: A5G160000-084 B **Work Order #:** HFNAA1AA **Matrix:** WATER

MASS SPECTROMETER/DATA SYSTEM (MSDS) TENTATIVELY IDENTIFIED COMPOUNDS

PARAMETER	CAS #	ESTIMATED RESULT		RETENTION TIME	UNITS
Unknown		15 J	M	2.75	ug/L
Unknown		23 J	M	3.278	ug/L
Unknown		1.7 J	M	3.337	ug/L
Unknown		2.9 J	M	4.208	ug/L
Unknown		1.1 J	M	4.977	ug/L
Unknown		2.1 J	M	5.052	ug/L
Unknown		13 J	M	5.837	ug/L

NOTE(S):

M: Result was measured against nearest internal standard assuming a response factor of 1.

METHOD BLANK REPORT

GC/MS Semivolatiles

Client Lot #...: A5G150118 **Work Order #...:** HF6WW1AA **Matrix.....:** WATER
MB Lot-Sample #: A5G250000-033

Prep Date.....: 07/25/05 **Final Wgt/Vol..:** 2 mL
Analysis Date..: 07/27/05 **Prep Batch #...:** 5206033
Dilution Factor: 1 **Initial Wgt/Vol:** 1000 mL

PARAMETER	RESULT	REPORTING LIMIT	UNITS	METHOD
Phenol	ND	1.0	ug/L	SW846 8270C
bis(2-Chloroethyl)-ether	ND	1.0	ug/L	SW846 8270C
2-Chlorophenol	ND	1.0	ug/L	SW846 8270C
1,3-Dichlorobenzene	ND	1.0	ug/L	SW846 8270C
1,4-Dichlorobenzene	ND	1.0	ug/L	SW846 8270C
1,2-Dichlorobenzene	ND	1.0	ug/L	SW846 8270C
2-Methylphenol	ND	1.0	ug/L	SW846 8270C
2,2'-oxybis(1-Chloro-propane)	ND	1.0	ug/L	SW846 8270C
4-Methylphenol	ND	1.0	ug/L	SW846 8270C
N-Nitrosodi-n-propyl-amine	ND	1.0	ug/L	SW846 8270C
Hexachloroethane	ND	1.0	ug/L	SW846 8270C
Nitrobenzene	ND	1.0	ug/L	SW846 8270C
Isophorone	ND	1.0	ug/L	SW846 8270C
2-Nitrophenol	ND	2.0	ug/L	SW846 8270C
2,4-Dimethylphenol	ND	2.0	ug/L	SW846 8270C
bis(2-Chloroethoxy) methane	ND	1.0	ug/L	SW846 8270C
2,4-Dichlorophenol	ND	2.0	ug/L	SW846 8270C
1,2,4-Trichloro-benzene	ND	1.0	ug/L	SW846 8270C
Naphthalene	ND	0.20	ug/L	SW846 8270C
4-Chloroaniline	ND	2.0	ug/L	SW846 8270C
Hexachlorobutadiene	ND	1.0	ug/L	SW846 8270C
4-Chloro-3-methylphenol	ND	2.0	ug/L	SW846 8270C
2-Methylnaphthalene	ND	0.20	ug/L	SW846 8270C
Hexachlorocyclopenta-diene	ND	10	ug/L	SW846 8270C
2,4,6-Trichloro-phenol	ND	5.0	ug/L	SW846 8270C
2,4,5-Trichloro-phenol	ND	5.0	ug/L	SW846 8270C
2-Chloronaphthalene	ND	1.0	ug/L	SW846 8270C
2-Nitroaniline	ND	2.0	ug/L	SW846 8270C
Dimethyl phthalate	ND	1.0	ug/L	SW846 8270C
Acenaphthylene	ND	0.20	ug/L	SW846 8270C
2,6-Dinitrotoluene	ND	5.0	ug/L	SW846 8270C
3-Nitroaniline	ND	2.0	ug/L	SW846 8270C
Acenaphthene	ND	0.20	ug/L	SW846 8270C

(Continued on next page)

METHOD BLANK REPORT

GC/MS Semivolatiles

Client Lot #...: A5G150118 **Work Order #...:** HF6WW1AA **Matrix.....:** WATER

PARAMETER	RESULT	REPORTING LIMIT	UNITS	METHOD
2,4-Dinitrophenol	ND	5.0	ug/L	SW846 8270C
4-Nitrophenol	ND	5.0	ug/L	SW846 8270C
Dibenzofuran	ND	1.0	ug/L	SW846 8270C
2,4-Dinitrotoluene	ND	5.0	ug/L	SW846 8270C
Diethyl phthalate	ND	1.0	ug/L	SW846 8270C
4-Chlorophenyl phenyl ether	ND	2.0	ug/L	SW846 8270C
Fluorene	ND	0.20	ug/L	SW846 8270C
4-Nitroaniline	ND	2.0	ug/L	SW846 8270C
4,6-Dinitro-2-methylphenol	ND	5.0	ug/L	SW846 8270C
N-Nitrosodiphenylamine	ND	1.0	ug/L	SW846 8270C
4-Bromophenyl phenyl ether	ND	2.0	ug/L	SW846 8270C
Hexachlorobenzene	ND	0.20	ug/L	SW846 8270C
Pentachlorophenol	ND	5.0	ug/L	SW846 8270C
Phenanthrene	ND	0.20	ug/L	SW846 8270C
Anthracene	ND	0.20	ug/L	SW846 8270C
Carbazole	ND	1.0	ug/L	SW846 8270C
Di-n-butyl phthalate	ND	1.0	ug/L	SW846 8270C
Fluoranthene	ND	0.20	ug/L	SW846 8270C
Pyrene	ND	0.20	ug/L	SW846 8270C
Butyl benzyl phthalate	ND	1.0	ug/L	SW846 8270C
3,3'-Dichlorobenzidine	ND	5.0	ug/L	SW846 8270C
Benzo(a)anthracene	ND	0.20	ug/L	SW846 8270C
Chrysene	ND	0.20	ug/L	SW846 8270C
bis(2-Ethylhexyl) phthalate	**2.4**	**1.0**	**ug/L**	**SW846 8270C**
Di-n-octyl phthalate	ND	1.0	ug/L	SW846 8270C
Benzo(b)fluoranthene	ND	0.20	ug/L	SW846 8270C
Benzo(k)fluoranthene	ND	0.20	ug/L	SW846 8270C
Benzo(a)pyrene	ND	0.20	ug/L	SW846 8270C
Indeno(1,2,3-cd)pyrene	ND	0.20	ug/L	SW846 8270C
Dibenz(a,h)anthracene	ND	0.20	ug/L	SW846 8270C
Benzo(ghi)perylene	ND	0.20	ug/L	SW846 8270C

SURROGATE	PERCENT RECOVERY	RECOVERY LIMITS
Nitrobenzene-d5	60	(32 - 112)
2-Fluorobiphenyl	56	(30 - 110)
Terphenyl-d14	82	(51 - 135)
Phenol-d5	52	(10 - 117)
2-Fluorophenol	30	(19 - 108)
2,4,6-Tribromophenol	62	(42 - 124)

(Continued on next page)

METHOD BLANK REPORT

GC/MS Semivolatiles

Client Lot #...: A5G150118 **Work Order #...:** HF6WW1AA **Matrix.....:** WATER

NOTE(S):

Calculations are performed before rounding to avoid round-off errors in calculated results.

SpecPro Inc

Method Blank Report

GC/MS Semivolatiles

Lot-Sample #: A5G250000-033 B **Work Order #:** HF6WW1AA **Matrix:** WATER

MASS SPECTROMETER/DATA SYSTEM (MSDS) TENTATIVELY IDENTIFIED COMPOUNDS

PARAMETER	CAS #	ESTIMATED RESULT		RETENTION TIME	UNITS
Unknown		4.9 J	M	2.9886	ug/L
Unknown		2.7 J	M	5.8841	ug/L
Unknown		1.3 J	M	6.0924	ug/L

NOTE(S):

M: Result was measured against nearest internal standard assuming a response factor of 1.

METHOD BLANK REPORT

GC/MS Semivolatiles

Client Lot #...: A5G150118 **Work Order #...:** HGHRH1AA **Matrix.....:** WATER
MB Lot-Sample #: A5G280000-464

Prep Date.....: 07/28/05 **Final Wgt/Vol..:** 2 mL
Analysis Date..: 08/01/05 **Prep Batch #...:** 5209464
Dilution Factor: 1 **Initial Wgt/Vol:** 1000 mL

PARAMETER	RESULT	REPORTING LIMIT	UNITS	METHOD
Phenol	ND	1.0	ug/L	SW846 8270C
bis(2-Chloroethyl)-ether	ND	1.0	ug/L	SW846 8270C
2-Chlorophenol	ND	1.0	ug/L	SW846 8270C
1,3-Dichlorobenzene	ND	1.0	ug/L	SW846 8270C
1,4-Dichlorobenzene	ND	1.0	ug/L	SW846 8270C
1,2-Dichlorobenzene	ND	1.0	ug/L	SW846 8270C
2-Methylphenol	ND	1.0	ug/L	SW846 8270C
2,2'-oxybis(1-Chloro-propane)	ND	1.0	ug/L	SW846 8270C
4-Methylphenol	ND	1.0	ug/L	SW846 8270C
N-Nitrosodi-n-propyl-amine	ND	1.0	ug/L	SW846 8270C
Hexachloroethane	ND	1.0	ug/L	SW846 8270C
Nitrobenzene	ND	1.0	ug/L	SW846 8270C
Isophorone	ND	1.0	ug/L	SW846 8270C
2-Nitrophenol	ND	2.0	ug/L	SW846 8270C
2,4-Dimethylphenol	ND	2.0	ug/L	SW846 8270C
bis(2-Chloroethoxy) methane	ND	1.0	ug/L	SW846 8270C
2,4-Dichlorophenol	ND	2.0	ug/L	SW846 8270C
1,2,4-Trichloro-benzene	ND	1.0	ug/L	SW846 8270C
Naphthalene	ND	0.20	ug/L	SW846 8270C
4-Chloroaniline	ND	2.0	ug/L	SW846 8270C
Hexachlorobutadiene	ND	1.0	ug/L	SW846 8270C
4-Chloro-3-methylphenol	ND	2.0	ug/L	SW846 8270C
2-Methylnaphthalene	ND	0.20	ug/L	SW846 8270C
Hexachlorocyclopenta-diene	ND	10	ug/L	SW846 8270C
2,4,6-Trichloro-phenol	ND	5.0	ug/L	SW846 8270C
2,4,5-Trichloro-phenol	ND	5.0	ug/L	SW846 8270C
2-Chloronaphthalene	ND	1.0	ug/L	SW846 8270C
2-Nitroaniline	ND	2.0	ug/L	SW846 8270C
Dimethyl phthalate	ND	1.0	ug/L	SW846 8270C
Acenaphthylene	ND	0.20	ug/L	SW846 8270C
2,6-Dinitrotoluene	ND	5.0	ug/L	SW846 8270C
3-Nitroaniline	ND	2.0	ug/L	SW846 8270C
Acenaphthene	ND	0.20	ug/L	SW846 8270C

(Continued on next page)

METHOD BLANK REPORT

GC/MS Semivolatiles

Client Lot #...: A5G150118 **Work Order #...:** HGHRH1AA **Matrix.....:** WATER

PARAMETER	RESULT	REPORTING LIMIT	UNITS	METHOD
2,4-Dinitrophenol	ND	5.0	ug/L	SW846 8270C
4-Nitrophenol	ND	5.0	ug/L	SW846 8270C
Dibenzofuran	ND	1.0	ug/L	SW846 8270C
2,4-Dinitrotoluene	ND	5.0	ug/L	SW846 8270C
Diethyl phthalate	ND	1.0	ug/L	SW846 8270C
4-Chlorophenyl phenyl ether	ND	2.0	ug/L	SW846 8270C
Fluorene	ND	0.20	ug/L	SW846 8270C
4-Nitroaniline	ND	2.0	ug/L	SW846 8270C
4,6-Dinitro-2-methylphenol	ND	5.0	ug/L	SW846 8270C
N-Nitrosodiphenylamine	ND	1.0	ug/L	SW846 8270C
4-Bromophenyl phenyl ether	ND	2.0	ug/L	SW846 8270C
Hexachlorobenzene	ND	0.20	ug/L	SW846 8270C
Pentachlorophenol	ND	5.0	ug/L	SW846 8270C
Phenanthrene	ND	0.20	ug/L	SW846 8270C
Anthracene	ND	0.20	ug/L	SW846 8270C
Carbazole	ND	1.0	ug/L	SW846 8270C
Di-n-butyl phthalate	ND	1.0	ug/L	SW846 8270C
Fluoranthene	ND	0.20	ug/L	SW846 8270C
Pyrene	ND	0.20	ug/L	SW846 8270C
Butyl benzyl phthalate	ND	1.0	ug/L	SW846 8270C
3,3'-Dichlorobenzidine	ND	5.0	ug/L	SW846 8270C
Benzo(a)anthracene	ND	0.20	ug/L	SW846 8270C
Chrysene	ND	0.20	ug/L	SW846 8270C
bis(2-Ethylhexyl) phthalate	**9.5**	**1.0**	**ug/L**	**SW846 8270C**
Di-n-octyl phthalate	**0.58 J**	**1.0**	**ug/L**	**SW846 8270C**
Benzo(b)fluoranthene	ND	0.20	ug/L	SW846 8270C
Benzo(k)fluoranthene	ND	0.20	ug/L	SW846 8270C
Benzo(a)pyrene	ND	0.20	ug/L	SW846 8270C
Indeno(1,2,3-cd)pyrene	ND	0.20	ug/L	SW846 8270C
Dibenz(a,h)anthracene	ND	0.20	ug/L	SW846 8270C
Benzo(ghi)perylene	ND	0.20	ug/L	SW846 8270C

SURROGATE	PERCENT RECOVERY	RECOVERY LIMITS
Nitrobenzene-d5	72	(32 - 112)
2-Fluorobiphenyl	62	(30 - 110)
Terphenyl-d14	86	(51 - 135)
Phenol-d5	62	(10 - 117)
2-Fluorophenol	33	(19 - 108)
2,4,6-Tribromophenol	80	(42 - 124)

(Continued on next page)

METHOD BLANK REPORT

GC/MS Semivolatiles

Client Lot #...: A5G150118 **Work Order #...:** HGHRH1AA **Matrix.....:** WATER

NOTE(S):

Calculations are performed before rounding to avoid round-off errors in calculated results.

J Estimated result. Result is less than RL.

SpecPro Inc

Method Blank Report

GC/MS Semivolatiles

Lot-Sample #: A5G280000-464 B **Work Order #:** HGHRH1AA **Matrix:** WATER

MASS SPECTROMETER/DATA SYSTEM (MSDS) TENTATIVELY IDENTIFIED COMPOUNDS

PARAMETER	CAS #	ESTIMATED RESULT		RETENTION TIME	UNITS
Unknown		1.2 J	M	4.3948	ug/L
Unknown		1.9 J	M	6.0294	ug/L
Unknown		1.0 J	M	9.785	ug/L
Unknown		1.8 J	M	10.11	ug/L

NOTE(S):

M: Result was measured against nearest internal standard assuming a response factor of 1.

LABORATORY CONTROL SAMPLE EVALUATION REPORT

GC/MS Semivolatiles

Client Lot #...: A5G150118 **Work Order #...:** HFNAA1AC **Matrix.....:** WATER
LCS Lot-Sample#: A5G160000-084
Prep Date.....: 07/17/05 **Analysis Date..:** 07/20/05
Prep Batch #...: 5197084
Dilution Factor: 1 **Final Wgt/Vol..:** 2 mL
Initial Wgt/Vol: 1000 mL

PARAMETER	PERCENT RECOVERY	RECOVERY LIMITS	METHOD
Phenol	**3.8 a**	**(10 - 116)**	**SW846 8270C**
2-Chlorophenol	**0.0 a**	**(37 - 106)**	**SW846 8270C**
1,4-Dichlorobenzene	**74**	**(32 - 98)**	**SW846 8270C**
N-Nitrosodi-n-propyl-amine	**87**	**(30 - 115)**	**SW846 8270C**
1,2,4-Trichloro-benzene	**71**	**(31 - 110)**	**SW846 8270C**
4-Chloro-3-methylphenol	**17 a**	**(47 - 111)**	**SW846 8270C**
Acenaphthene	**80**	**(39 - 118)**	**SW846 8270C**
4-Nitrophenol	**0.0 a**	**(10 - 123)**	**SW846 8270C**
2,4-Dinitrotoluene	**92**	**(47 - 131)**	**SW846 8270C**
Pentachlorophenol	**0.0 a**	**(38 - 117)**	**SW846 8270C**
Pyrene	**92**	**(46 - 130)**	**SW846 8270C**

SURROGATE	PERCENT RECOVERY	RECOVERY LIMITS
Nitrobenzene-d5	87	(32 - 112)
2-Fluorobiphenyl	74	(30 - 110)
Terphenyl-d14	91	(51 - 135)
Phenol-d5	3.5 *	(10 - 117)
2-Fluorophenol	0.0 *	(19 - 108)
2,4,6-Tribromophenol	0.0 *	(42 - 124)

NOTE(S):

Calculations are performed before rounding to avoid round-off errors in calculated results.

Bold print denotes control parameters

a Spiked analyte recovery is outside stated control limits.

* Surrogate recovery is outside stated control limits.

LABORATORY CONTROL SAMPLE DATA REPORT

GC/MS Semivolatiles

Client Lot #...: A5G150118 **Work Order #...:** HFNAA1AC **Matrix.....:** WATER
LCS Lot-Sample#: A5G160000-084
Prep Date.....: 07/17/05 **Analysis Date..:** 07/20/05
Prep Batch #...: 5197084
Dilution Factor: 1 **Final Wgt/Vol..:** 2 mL
Initial Wgt/Vol: 1000 mL

PARAMETER	SPIKE AMOUNT	MEASURED AMOUNT	UNITS	PERCENT RECOVERY	METHOD
Phenol	**20**	**0.76 a**	**ug/L**	**3.8**	**SW846 8270C**
2-Chlorophenol	**20**	**0.0 a**	**ug/L**	**0.0**	**SW846 8270C**
1,4-Dichlorobenzene	**20**	**15**	**ug/L**	**74**	**SW846 8270C**
N-Nitrosodi-n-propyl-amine	**20**	**17**	**ug/L**	**87**	**SW846 8270C**
1,2,4-Trichloro-benzene	**20**	**14**	**ug/L**	**71**	**SW846 8270C**
4-Chloro-3-methylphenol	**20**	**3.5 a**	**ug/L**	**17**	**SW846 8270C**
Acenaphthene	**20**	**16**	**ug/L**	**80**	**SW846 8270C**
4-Nitrophenol	**20**	**0.0 a**	**ug/L**	**0.0**	**SW846 8270C**
2,4-Dinitrotoluene	**20**	**18**	**ug/L**	**92**	**SW846 8270C**
Pentachlorophenol	**20**	**0.0 a**	**ug/L**	**0.0**	**SW846 8270C**
Pyrene	**20**	**18**	**ug/L**	**92**	**SW846 8270C**

SURROGATE	PERCENT RECOVERY	RECOVERY LIMITS
Nitrobenzene-d5	87	(32 - 112)
2-Fluorobiphenyl	74	(30 - 110)
Terphenyl-d14	91	(51 - 135)
Phenol-d5	3.5 *	(10 - 117)
2-Fluorophenol	0.0 *	(19 - 108)
2,4,6-Tribromophenol	0.0 *	(42 - 124)

NOTE(S):

Calculations are performed before rounding to avoid round-off errors in calculated results.

Bold print denotes control parameters

a Spiked analyte recovery is outside stated control limits.

* Surrogate recovery is outside stated control limits.

LABORATORY CONTROL SAMPLE EVALUATION REPORT

GC/MS Semivolatiles

Client Lot #...: A5G150118 **Work Order #...:** HF6WW1AC **Matrix.....:** WATER
LCS Lot-Sample#: A5G250000-033
Prep Date.....: 07/25/05 **Analysis Date..:** 07/27/05
Prep Batch #...: 5206033
Dilution Factor: 1 **Final Wgt/Vol..:** 2 mL
Initial Wgt/Vol: 1000 mL

PARAMETER	PERCENT RECOVERY	RECOVERY LIMITS	METHOD
Phenol	**36**	**(10 - 116)**	**SW846 8270C**
2-Chlorophenol	**20 a**	**(37 - 106)**	**SW846 8270C**
1,4-Dichlorobenzene	**60**	**(32 - 98)**	**SW846 8270C**
N-Nitrosodi-n-propyl-amine	**72**	**(30 - 115)**	**SW846 8270C**
1,2,4-Trichloro-benzene	**57**	**(31 - 110)**	**SW846 8270C**
4-Chloro-3-methylphenol	**61**	**(47 - 111)**	**SW846 8270C**
Acenaphthene	**67**	**(39 - 118)**	**SW846 8270C**
4-Nitrophenol	**0.0 a**	**(10 - 123)**	**SW846 8270C**
2,4-Dinitrotoluene	**78**	**(47 - 131)**	**SW846 8270C**
Pentachlorophenol	**25 a**	**(38 - 117)**	**SW846 8270C**
Pyrene	**83**	**(46 - 130)**	**SW846 8270C**

SURROGATE	PERCENT RECOVERY	RECOVERY LIMITS
Nitrobenzene-d5	64	(32 - 112)
2-Fluorobiphenyl	60	(30 - 110)
Terphenyl-d14	81	(51 - 135)
Phenol-d5	31	(10 - 117)
2-Fluorophenol	6.3 *	(19 - 108)
2,4,6-Tribromophenol	21 *	(42 - 124)

NOTE(S):

Calculations are performed before rounding to avoid round-off errors in calculated results.

Bold print denotes control parameters

a Spiked analyte recovery is outside stated control limits.

* Surrogate recovery is outside stated control limits.

LABORATORY CONTROL SAMPLE DATA REPORT

GC/MS Semivolatiles

Client Lot #...: A5G150118 **Work Order #...:** HF6WW1AC **Matrix.....:** WATER
LCS Lot-Sample#: A5G250000-033
Prep Date.....: 07/25/05 **Analysis Date..:** 07/27/05
Prep Batch #...: 5206033
Dilution Factor: 1 **Final Wgt/Vol..:** 2 mL
Initial Wgt/Vol: 1000 mL

PARAMETER	SPIKE AMOUNT	MEASURED AMOUNT	UNITS	PERCENT RECOVERY	METHOD
Phenol	**20**	**7.2**	**ug/L**	**36**	**SW846 8270C**
2-Chlorophenol	**20**	**4.0 a**	**ug/L**	**20**	**SW846 8270C**
1,4-Dichlorobenzene	**20**	**12**	**ug/L**	**60**	**SW846 8270C**
N-Nitrosodi-n-propyl-amine	**20**	**14**	**ug/L**	**72**	**SW846 8270C**
1,2,4-Trichloro-benzene	**20**	**11**	**ug/L**	**57**	**SW846 8270C**
4-Chloro-3-methylphenol	**20**	**12**	**ug/L**	**61**	**SW846 8270C**
Acenaphthene	**20**	**13**	**ug/L**	**67**	**SW846 8270C**
4-Nitrophenol	**20**	**0.0 a**	**ug/L**	**0.0**	**SW846 8270C**
2,4-Dinitrotoluene	**20**	**16**	**ug/L**	**78**	**SW846 8270C**
Pentachlorophenol	**20**	**5.0 a**	**ug/L**	**25**	**SW846 8270C**
Pyrene	**20**	**17**	**ug/L**	**83**	**SW846 8270C**

SURROGATE	PERCENT RECOVERY	RECOVERY LIMITS
Nitrobenzene-d5	64	(32 - 112)
2-Fluorobiphenyl	60	(30 - 110)
Terphenyl-d14	81	(51 - 135)
Phenol-d5	31	(10 - 117)
2-Fluorophenol	6.3 *	(19 - 108)
2,4,6-Tribromophenol	21 *	(42 - 124)

NOTE(S):

Calculations are performed before rounding to avoid round-off errors in calculated results.

Bold print denotes control parameters

a Spiked analyte recovery is outside stated control limits.

* Surrogate recovery is outside stated control limits.

LABORATORY CONTROL SAMPLE EVALUATION REPORT

GC/MS Semivolatiles

Client Lot #...: A5G150118 **Work Order #...:** HGHRH1AC-LCS **Matrix.....:** WATER
LCS Lot-Sample#: A5G280000-464 HGHRH1AD-LCSD
Prep Date.....: 07/28/05 **Analysis Date..:** 08/01/05
Prep Batch #...: 5209464
Dilution Factor: 1 **Final Wgt/Vol..:** 2 mL
Initial Wgt/Vol: 1000 mL

PARAMETER	PERCENT RECOVERY	RECOVERY LIMITS	RPD	RPD LIMITS	METHOD
Phenol	**70**	**(10 - 116)**			**SW846 8270C**
	50	**(10 - 116)**	**33**	**(0-43)**	**SW846 8270C**
2-Chlorophenol	**70**	**(37 - 106)**			**SW846 8270C**
	42 p	**(37 - 106)**	**50**	**(0-43)**	**SW846 8270C**
1,4-Dichlorobenzene	**57**	**(32 - 98)**			**SW846 8270C**
	58	**(32 - 98)**	**1.7**	**(0-36)**	**SW846 8270C**
N-Nitrosodi-n-propyl-amine	**87**	**(30 - 115)**			**SW846 8270C**
	83	**(30 - 115)**	**4.1**	**(0-36)**	**SW846 8270C**
1,2,4-Trichloro-benzene	**58**	**(31 - 110)**			**SW846 8270C**
	56	**(31 - 110)**	**2.7**	**(0-37)**	**SW846 8270C**
4-Chloro-3-methylphenol	**75**	**(47 - 111)**			**SW846 8270C**
	69	**(47 - 111)**	**7.8**	**(0-55)**	**SW846 8270C**
Acenaphthene	**73**	**(39 - 118)**			**SW846 8270C**
	76	**(39 - 118)**	**4.1**	**(0-35)**	**SW846 8270C**
4-Nitrophenol	**75**	**(10 - 123)**			**SW846 8270C**
	69	**(10 - 123)**	**8.4**	**(0-34)**	**SW846 8270C**
2,4-Dinitrotoluene	**82**	**(47 - 131)**			**SW846 8270C**
	83	**(47 - 131)**	**0.66**	**(0-32)**	**SW846 8270C**
Pentachlorophenol	**75**	**(38 - 117)**			**SW846 8270C**
	64	**(38 - 117)**	**17**	**(0-56)**	**SW846 8270C**
Pyrene	**81**	**(46 - 130)**			**SW846 8270C**
	82	**(46 - 130)**	**1.1**	**(0-31)**	**SW846 8270C**

SURROGATE	PERCENT RECOVERY	RECOVERY LIMITS
Nitrobenzene-d5	72	(32 - 112)
	72	(32 - 112)
2-Fluorobiphenyl	65	(30 - 110)
	67	(30 - 110)
Terphenyl-d14	81	(51 - 135)
	83	(51 - 135)
Phenol-d5	66	(10 - 117)
	46	(10 - 117)
2-Fluorophenol	61	(19 - 108)
	19	(19 - 108)

(Continued on next page)

LABORATORY CONTROL SAMPLE EVALUATION REPORT

GC/MS Semivolatiles

Client Lot #...: A5G150118 **Work Order #...:** HGHRH1AC-LCS **Matrix.....:** WATER
LCS Lot-Sample#: A5G280000-464 HGHRH1AD-LCSD

SURROGATE	PERCENT RECOVERY	RECOVERY LIMITS
2,4,6-Tribromophenol	83	(42 - 124)
	75	(42 - 124)

NOTE(S):

Calculations are performed before rounding to avoid round-off errors in calculated results.

Bold print denotes control parameters

p Relative percent difference (RPD) is outside stated control limits.

LABORATORY CONTROL SAMPLE DATA REPORT

GC/MS Semivolatiles

Client Lot #...: A5G150118 **Work Order #...:** HGHRH1AC-LCS **Matrix.....:** WATER
LCS Lot-Sample#: A5G280000-464 HGHRH1AD-LCSD
Prep Date.....: 07/28/05 **Analysis Date..:** 08/01/05
Prep Batch #...: 5209464
Dilution Factor: 1 **Final Wgt/Vol..:** 2 mL
Initial Wgt/Vol: 1000 mL

PARAMETER	SPIKE AMOUNT	MEASURED AMOUNT	UNITS	PERCENT RECOVERY	RPD	METHOD
Phenol	**20**	**14**	**ug/L**	**70**		**SW846 8270C**
	20	**10**	**ug/L**	**50**	**33**	**SW846 8270C**
2-Chlorophenol	**20**	**14**	**ug/L**	**70**		**SW846 8270C**
	20	**8.3 p**	**ug/L**	**42**	**50**	**SW846 8270C**
1,4-Dichlorobenzene	**20**	**11**	**ug/L**	**57**		**SW846 8270C**
	20	**12**	**ug/L**	**58**	**1.7**	**SW846 8270C**
N-Nitrosodi-n-propyl-amine	**20**	**17**	**ug/L**	**87**		**SW846 8270C**
	20	**17**	**ug/L**	**83**	**4.1**	**SW846 8270C**
1,2,4-Trichloro-benzene	**20**	**12**	**ug/L**	**58**		**SW846 8270C**
	20	**11**	**ug/L**	**56**	**2.7**	**SW846 8270C**
4-Chloro-3-methylphenol	**20**	**15**	**ug/L**	**75**		**SW846 8270C**
	20	**14**	**ug/L**	**69**	**7.8**	**SW846 8270C**
Acenaphthene	**20**	**15**	**ug/L**	**73**		**SW846 8270C**
	20	**15**	**ug/L**	**76**	**4.1**	**SW846 8270C**
4-Nitrophenol	**20**	**15**	**ug/L**	**75**		**SW846 8270C**
	20	**14**	**ug/L**	**69**	**8.4**	**SW846 8270C**
2,4-Dinitrotoluene	**20**	**16**	**ug/L**	**82**		**SW846 8270C**
	20	**17**	**ug/L**	**83**	**0.66**	**SW846 8270C**
Pentachlorophenol	**20**	**15**	**ug/L**	**75**		**SW846 8270C**
	20	**13**	**ug/L**	**64**	**17**	**SW846 8270C**
Pyrene	**20**	**16**	**ug/L**	**81**		**SW846 8270C**
	20	**16**	**ug/L**	**82**	**1.1**	**SW846 8270C**

SURROGATE	PERCENT RECOVERY	RECOVERY LIMITS
Nitrobenzene-d5	72	(32 - 112)
	72	(32 - 112)
2-Fluorobiphenyl	65	(30 - 110)
	67	(30 - 110)
Terphenyl-d14	81	(51 - 135)
	83	(51 - 135)
Phenol-d5	66	(10 - 117)
	46	(10 - 117)
2-Fluorophenol	61	(19 - 108)
	19	(19 - 108)

(Continued on next page)

LABORATORY CONTROL SAMPLE DATA REPORT

GC/MS Semivolatiles

Client Lot #...: A5G150118 **Work Order #...:** HGHRH1AC-LCS **Matrix.....:** WATER
LCS Lot-Sample#: A5G280000-464 HGHRH1AD-LCSD

SURROGATE	PERCENT RECOVERY	RECOVERY LIMITS
2,4,6-Tribromophenol	83	(42 - 124)
	75	(42 - 124)

NOTE(S):

Calculations are performed before rounding to avoid round-off errors in calculated results.

Bold print denotes control parameters

p Relative percent difference (RPD) is outside stated control limits.

PESTICIDE DATA

SpecPro Inc

Client Sample ID: FWGBKGMW-012C-0052-GW

GC Semivolatiles

Lot-Sample #...: A5G150118-001 **Work Order #...:** HFJ0A1AD **Matrix.....:** WG
Date Sampled...: 07/14/05 15:40 **Date Received..:** 07/15/05
Prep Date.....: 07/18/05 **Analysis Date..:** 07/29/05
Prep Batch #...: 5199017
Dilution Factor: 1 **Initial Wgt/Vol:** 1020 mL **Final Wgt/Vol..:** 5 mL
Method.....: SW846 8081A

PARAMETER	RESULT	REPORTING LIMIT	UNITS
alpha-BHC	ND	0.030	ug/L
beta-BHC	ND	0.030	ug/L
delta-BHC	ND	0.030	ug/L
gamma-BHC (Lindane)	ND	0.030	ug/L
Heptachlor	ND	0.030	ug/L
Aldrin	ND	0.030	ug/L
Heptachlor epoxide	ND	0.030	ug/L
Endosulfan I	ND	0.030	ug/L
Dieldrin	ND	0.030	ug/L
4,4'-DDE	ND	0.030	ug/L
Endrin	ND	0.030	ug/L
Endosulfan II	ND	0.030	ug/L
4,4'-DDD	ND	0.030	ug/L
Endosulfan sulfate	ND	0.030	ug/L
4,4'-DDT	ND	0.030	ug/L
Methoxychlor	ND	0.10	ug/L
Endrin ketone	ND	0.030	ug/L
Endrin aldehyde	ND	0.030	ug/L
alpha-Chlordane	ND	0.030	ug/L
gamma-Chlordane	ND	0.030	ug/L
Toxaphene	ND	2.0	ug/L

SURROGATE	PERCENT RECOVERY	RECOVERY LIMITS
Tetrachloro-m-xylene	86	(39 - 130)
Decachlorobiphenyl	53	(10 - 147)

SpecPro Inc

Client Sample ID: FWGBKGMW-010-0051-GW

GC Semivolatiles

Lot-Sample #...: A5G150118-003 **Work Order #...:** HFJ0K1AD **Matrix.....:** WG
Date Sampled...: 07/14/05 09:50 **Date Received..:** 07/15/05
Prep Date.....: 07/18/05 **Analysis Date..:** 07/28/05
Prep Batch #...: 5199017
Dilution Factor: 1 **Initial Wgt/Vol:** 900 mL **Final Wgt/Vol..:** 5 mL
Method.....: SW846 8081A

PARAMETER	RESULT	REPORTING LIMIT	UNITS
alpha-BHC	ND	0.030	ug/L
beta-BHC	**0.014 J**	**0.030**	**ug/L**
delta-BHC	ND	0.030	ug/L
gamma-BHC (Lindane)	ND	0.030	ug/L
Heptachlor	ND	0.030	ug/L
Aldrin	ND	0.030	ug/L
Heptachlor epoxide	ND	0.030	ug/L
Endosulfan I	ND	0.030	ug/L
Dieldrin	ND	0.030	ug/L
4,4'-DDE	ND	0.030	ug/L
Endrin	ND	0.030	ug/L
Endosulfan II	ND	0.030	ug/L
4,4'-DDD	ND	0.030	ug/L
Endosulfan sulfate	ND	0.030	ug/L
4,4'-DDT	ND	0.030	ug/L
Methoxychlor	ND	0.10	ug/L
Endrin ketone	ND	0.030	ug/L
Endrin aldehyde	ND	0.030	ug/L
alpha-Chlordane	ND	0.030	ug/L
gamma-Chlordane	ND	0.030	ug/L
Toxaphene	ND	2.0	ug/L

SURROGATE	PERCENT RECOVERY	RECOVERY LIMITS
Tetrachloro-m-xylene	75	(39 - 130)
Decachlorobiphenyl	40	(10 - 147)

NOTE(S):

J Estimated result. Result is less than RL.

SpecPro Inc

Client Sample ID: FWGLL3MW-238C-0067-GW

GC Semivolatiles

Lot-Sample #...: A5G150118-005 **Work Order #...:** HFJ0Q1AD **Matrix.....:** WG
Date Sampled...: 07/14/05 10:20 **Date Received..:** 07/15/05
Prep Date.....: 07/18/05 **Analysis Date..:** 07/29/05
Prep Batch #...: 5199017
Dilution Factor: 1 **Initial Wgt/Vol:** 980 mL **Final Wgt/Vol..:** 5 mL
Method.....: SW846 8081A

PARAMETER	RESULT	REPORTING LIMIT	UNITS
alpha-BHC	ND	0.030	ug/L
beta-BHC	**0.28**	**0.030**	**ug/L**
delta-BHC	**0.046 PG**	**0.030**	**ug/L**
gamma-BHC (Lindane)	ND	0.030	ug/L
Heptachlor	ND	0.030	ug/L
Aldrin	ND	0.030	ug/L
Heptachlor epoxide	ND	0.030	ug/L
Endosulfan I	**0.035 PG**	**0.030**	**ug/L**
Dieldrin	ND	0.030	ug/L
4,4'-DDE	**0.035 PG**	**0.030**	**ug/L**
Endrin	ND	0.030	ug/L
Endosulfan II	ND	0.030	ug/L
4,4'-DDD	ND	0.030	ug/L
Endosulfan sulfate	ND	0.030	ug/L
4,4'-DDT	ND	0.030	ug/L
Methoxychlor	ND	0.10	ug/L
Endrin ketone	ND	0.030	ug/L
Endrin aldehyde	ND	0.030	ug/L
alpha-Chlordane	ND	0.030	ug/L
gamma-Chlordane	ND	0.030	ug/L
Toxaphene	ND	2.0	ug/L

SURROGATE	PERCENT RECOVERY	RECOVERY LIMITS
Tetrachloro-m-xylene	86	(39 - 130)
Decachlorobiphenyl	31	(10 - 147)

NOTE(S):

PG The percent difference between the original and confirmation analyses is greater than 40%.

SpecPro Inc

Client Sample ID: FWGLL3MW-242C-0068-GW

GC Semivolatiles

Lot-Sample #...: A5G150118-007 **Work Order #...:** HFJ001AD **Matrix.....:** WG
Date Sampled...: 07/14/05 12:45 **Date Received..:** 07/15/05
Prep Date.....: 07/18/05 **Analysis Date..:** 07/29/05
Prep Batch #...: 5199017
Dilution Factor: 1 **Initial Wgt/Vol:** 950 mL **Final Wgt/Vol..:** 5 mL
Method.....: SW846 8081A

PARAMETER	RESULT	REPORTING LIMIT	UNITS
alpha-BHC	ND	0.030	ug/L
beta-BHC	ND	0.030	ug/L
delta-BHC	ND	0.030	ug/L
gamma-BHC (Lindane)	ND	0.030	ug/L
Heptachlor	ND	0.030	ug/L
Aldrin	ND	0.030	ug/L
Heptachlor epoxide	ND	0.030	ug/L
Endosulfan I	ND	0.030	ug/L
Dieldrin	ND	0.030	ug/L
4,4'-DDE	ND	0.030	ug/L
Endrin	ND	0.030	ug/L
Endosulfan II	ND	0.030	ug/L
4,4'-DDD	ND	0.030	ug/L
Endosulfan sulfate	ND	0.030	ug/L
4,4'-DDT	ND	0.030	ug/L
Methoxychlor	ND	0.10	ug/L
Endrin ketone	ND	0.030	ug/L
Endrin aldehyde	ND	0.030	ug/L
alpha-Chlordane	ND	0.030	ug/L
gamma-Chlordane	ND	0.030	ug/L
Toxaphene	ND	2.0	ug/L

SURROGATE	PERCENT RECOVERY	RECOVERY LIMITS
Tetrachloro-m-xylene	82	(39 - 130)
Decachlorobiphenyl	72	(10 - 147)

SpecPro Inc

Client Sample ID: FWGLL12MW-153C-0073-GW

GC Semivolatiles

Lot-Sample #...: A5G150118-009 **Work Order #...:** HFJ1D1AD **Matrix.....:** WG
Date Sampled...: 07/14/05 09:56 **Date Received..:** 07/15/05
Prep Date.....: 07/18/05 **Analysis Date..:** 07/29/05
Prep Batch #...: 5199017
Dilution Factor: 1 **Initial Wgt/Vol:** 1050 mL **Final Wgt/Vol..:** 5 mL
Method.....: SW846 8081A

PARAMETER	RESULT	REPORTING LIMIT	UNITS
alpha-BHC	ND	0.030	ug/L
beta-BHC	ND	0.030	ug/L
delta-BHC	ND	0.030	ug/L
gamma-BHC (Lindane)	ND	0.030	ug/L
Heptachlor	ND	0.030	ug/L
Aldrin	ND	0.030	ug/L
Heptachlor epoxide	ND	0.030	ug/L
Endosulfan I	ND	0.030	ug/L
Dieldrin	ND	0.030	ug/L
4,4'-DDE	ND	0.030	ug/L
Endrin	ND	0.030	ug/L
Endosulfan II	ND	0.030	ug/L
4,4'-DDD	ND	0.030	ug/L
Endosulfan sulfate	ND	0.030	ug/L
4,4'-DDT	ND	0.030	ug/L
Methoxychlor	ND	0.10	ug/L
Endrin ketone	ND	0.030	ug/L
Endrin aldehyde	ND	0.030	ug/L
alpha-Chlordane	ND	0.030	ug/L
gamma-Chlordane	ND	0.030	ug/L
Toxaphene	ND	2.0	ug/L

SURROGATE	PERCENT RECOVERY	RECOVERY LIMITS
Tetrachloro-m-xylene	84	(39 - 130)
Decachlorobiphenyl	37	(10 - 147)

SpecPro Inc

Client Sample ID: FWGLL12MW-182C-0074-GW

GC Semivolatiles

Lot-Sample #...: A5G150118-011 **Work Order #...:** HFJ101AD **Matrix.....:** WG
Date Sampled...: 07/14/05 13:12 **Date Received..:** 07/15/05
Prep Date.....: 07/18/05 **Analysis Date..:** 07/28/05
Prep Batch #...: 5199017
Dilution Factor: 1 **Initial Wgt/Vol:** 990 mL **Final Wgt/Vol..:** 5 mL
Method.....: SW846 8081A

PARAMETER	RESULT	REPORTING LIMIT	UNITS
alpha-BHC	ND	0.030	ug/L
beta-BHC	ND	0.030	ug/L
delta-BHC	ND	0.030	ug/L
gamma-BHC (Lindane)	ND	0.030	ug/L
Heptachlor	ND	0.030	ug/L
Aldrin	ND	0.030	ug/L
Heptachlor epoxide	ND	0.030	ug/L
Endosulfan I	ND	0.030	ug/L
Dieldrin	ND	0.030	ug/L
4,4'-DDE	ND	0.030	ug/L
Endrin	ND	0.030	ug/L
Endosulfan II	ND	0.030	ug/L
4,4'-DDD	ND	0.030	ug/L
Endosulfan sulfate	ND	0.030	ug/L
4,4'-DDT	ND	0.030	ug/L
Methoxychlor	ND	0.10	ug/L
Endrin ketone	ND	0.030	ug/L
Endrin aldehyde	ND	0.030	ug/L
alpha-Chlordane	ND	0.030	ug/L
gamma-Chlordane	ND	0.030	ug/L
Toxaphene	ND	2.0	ug/L

SURROGATE	PERCENT RECOVERY	RECOVERY LIMITS
Tetrachloro-m-xylene	71	(39 - 130)
Decachlorobiphenyl	32	(10 - 147)

SpecPro Inc

Client Sample ID: FWGLL12MW-183C-0075-GW

GC Semivolatiles

Lot-Sample #...: A5G150118-013 **Work Order #...:** HFJ2K1AD **Matrix.....:** WG
Date Sampled...: 07/14/05 15:06 **Date Received..:** 07/15/05
Prep Date.....: 07/18/05 **Analysis Date..:** 07/28/05
Prep Batch #...: 5199017
Dilution Factor: 1 **Initial Wgt/Vol:** 990 mL **Final Wgt/Vol..:** 5 mL
Method.....: SW846 8081A

PARAMETER	RESULT	REPORTING LIMIT	UNITS
alpha-BHC	ND	0.030	ug/L
beta-BHC	ND	0.030	ug/L
delta-BHC	ND	0.030	ug/L
gamma-BHC (Lindane)	ND	0.030	ug/L
Heptachlor	ND	0.030	ug/L
Aldrin	ND	0.030	ug/L
Heptachlor epoxide	ND	0.030	ug/L
Endosulfan I	ND	0.030	ug/L
Dieldrin	ND	0.030	ug/L
4,4'-DDE	ND	0.030	ug/L
Endrin	ND	0.030	ug/L
Endosulfan II	ND	0.030	ug/L
4,4'-DDD	ND	0.030	ug/L
Endosulfan sulfate	ND	0.030	ug/L
4,4'-DDT	ND	0.030	ug/L
Methoxychlor	ND	0.10	ug/L
Endrin ketone	ND	0.030	ug/L
Endrin aldehyde	ND	0.030	ug/L
alpha-Chlordane	ND	0.030	ug/L
gamma-Chlordane	ND	0.030	ug/L
Toxaphene	ND	2.0	ug/L

SURROGATE	PERCENT RECOVERY	RECOVERY LIMITS
Tetrachloro-m-xylene	82	(39 - 130)
Decachlorobiphenyl	42	(10 - 147)

SpecPro Inc

Client Sample ID: FWGCBPMW-005C-0077-GW

GC Semivolatiles

Lot-Sample #...: A5G150118-015 **Work Order #...:** HFJ2R1AH **Matrix.....:** WG
Date Sampled...: 07/14/05 11:51 **Date Received..:** 07/15/05
Prep Date.....: 07/18/05 **Analysis Date..:** 07/28/05
Prep Batch #...: 5199017
Dilution Factor: 1 **Initial Wgt/Vol:** 1050 mL **Final Wgt/Vol..:** 5 mL
Method.....: SW846 8081A

PARAMETER	RESULT	REPORTING LIMIT	UNITS
alpha-BHC	ND	0.030	ug/L
beta-BHC	ND	0.030	ug/L
delta-BHC	ND	0.030	ug/L
gamma-BHC (Lindane)	ND	0.030	ug/L
Heptachlor	**0.085 PG**	**0.030**	**ug/L**
Aldrin	ND	0.030	ug/L
Heptachlor epoxide	ND	0.030	ug/L
Endosulfan I	ND	0.030	ug/L
Dieldrin	ND	0.030	ug/L
4,4'-DDE	ND	0.030	ug/L
Endrin	ND	0.030	ug/L
Endosulfan II	ND	0.030	ug/L
4,4'-DDD	ND	0.030	ug/L
Endosulfan sulfate	ND	0.030	ug/L
4,4'-DDT	ND	0.030	ug/L
Methoxychlor	ND	0.10	ug/L
Endrin ketone	ND	0.030	ug/L
Endrin aldehyde	ND	0.030	ug/L
alpha-Chlordane	ND	0.030	ug/L
gamma-Chlordane	ND	0.030	ug/L
Toxaphene	ND	2.0	ug/L

SURROGATE	PERCENT RECOVERY	RECOVERY LIMITS
Tetrachloro-m-xylene	136 *	(39 - 130)
Decachlorobiphenyl	27	(10 - 147)

NOTE(S):

* Surrogate recovery is outside stated control limits.

PG The percent difference between the original and confirmation analyses is greater than 40%.

SpecPro Inc

Client Sample ID: FWGCBPMW-007C-0078-GW

GC Semivolatiles

Lot-Sample #...: A5G150118-017 **Work Order #...:** HFJ221AD **Matrix.....:** WG
Date Sampled...: 07/14/05 14:22 **Date Received..:** 07/15/05
Prep Date.....: 07/18/05 **Analysis Date..:** 07/28/05
Prep Batch #...: 5199017
Dilution Factor: 1 **Initial Wgt/Vol:** 1050 mL **Final Wgt/Vol..:** 5 mL
Method.....: SW846 8081A

PARAMETER	RESULT	REPORTING LIMIT	UNITS
alpha-BHC	ND	0.030	ug/L
beta-BHC	**0.021 J**	**0.030**	**ug/L**
delta-BHC	ND	0.030	ug/L
gamma-BHC (Lindane)	ND	0.030	ug/L
Heptachlor	ND	0.030	ug/L
Aldrin	ND	0.030	ug/L
Heptachlor epoxide	ND	0.030	ug/L
Endosulfan I	ND	0.030	ug/L
Dieldrin	ND	0.030	ug/L
4,4'-DDE	ND	0.030	ug/L
Endrin	ND	0.030	ug/L
Endosulfan II	ND	0.030	ug/L
4,4'-DDD	ND	0.030	ug/L
Endosulfan sulfate	ND	0.030	ug/L
4,4'-DDT	ND	0.030	ug/L
Methoxychlor	ND	0.10	ug/L
Endrin ketone	ND	0.030	ug/L
Endrin aldehyde	ND	0.030	ug/L
alpha-Chlordane	ND	0.030	ug/L
gamma-Chlordane	ND	0.030	ug/L
Toxaphene	ND	2.0	ug/L

SURROGATE	PERCENT RECOVERY	RECOVERY LIMITS
Tetrachloro-m-xylene	79	(39 - 130)
Decachlorobiphenyl	62	(10 - 147)

NOTE(S):

J Estimated result. Result is less than RL.

SpecPro Inc

Client Sample ID: FWGWBGmw-006C-0080-gw

GC Semivolatiles

Lot-Sample #...: A5G150118-019 **Work Order #...:** HFJ251AD **Matrix.....:** WG
Date Sampled...: 07/14/05 15:26 **Date Received..:** 07/15/05
Prep Date.....: 07/18/05 **Analysis Date..:** 07/28/05
Prep Batch #...: 5199017
Dilution Factor: 1 **Initial Wgt/Vol:** 1050 mL **Final Wgt/Vol..:** 5 mL
Method.....: SW846 8081A

PARAMETER	RESULT	REPORTING LIMIT	UNITS
alpha-BHC	ND	0.030	ug/L
beta-BHC	ND	0.030	ug/L
delta-BHC	ND	0.030	ug/L
gamma-BHC (Lindane)	ND	0.030	ug/L
Heptachlor	ND	0.030	ug/L
Aldrin	ND	0.030	ug/L
Heptachlor epoxide	ND	0.030	ug/L
Endosulfan I	ND	0.030	ug/L
Dieldrin	ND	0.030	ug/L
4,4'-DDE	ND	0.030	ug/L
Endrin	ND	0.030	ug/L
Endosulfan II	ND	0.030	ug/L
4,4'-DDD	ND	0.030	ug/L
Endosulfan sulfate	ND	0.030	ug/L
4,4'-DDT	ND	0.030	ug/L
Methoxychlor	ND	0.10	ug/L
Endrin ketone	ND	0.030	ug/L
Endrin aldehyde	ND	0.030	ug/L
alpha-Chlordane	ND	0.030	ug/L
gamma-Chlordane	ND	0.030	ug/L
Toxaphene	ND	2.0	ug/L

SURROGATE	PERCENT RECOVERY	RECOVERY LIMITS
Tetrachloro-m-xylene	58	(39 - 130)
Decachlorobiphenyl	27	(10 - 147)

METHOD BLANK REPORT

GC Semivolatiles

Client Lot #...: A5G150118 **Work Order #...:** HFNRF1AA **Matrix.....:** WATER
MB Lot-Sample #: A5G180000-017

Prep Date.....: 07/18/05 **Final Wgt/Vol..:** 5 mL
Analysis Date..: 07/28/05 **Prep Batch #...:** 5199017
Dilution Factor: 1 **Initial Wgt/Vol:** 1000 mL

PARAMETER	RESULT	REPORTING LIMIT	UNITS	METHOD
alpha-BHC	ND	0.030	ug/L	SW846 8081A
beta-BHC	ND	0.030	ug/L	SW846 8081A
delta-BHC	ND	0.030	ug/L	SW846 8081A
gamma-BHC (Lindane)	ND	0.030	ug/L	SW846 8081A
Heptachlor	ND	0.030	ug/L	SW846 8081A
Aldrin	ND	0.030	ug/L	SW846 8081A
Heptachlor epoxide	ND	0.030	ug/L	SW846 8081A
Endosulfan I	ND	0.030	ug/L	SW846 8081A
Dieldrin	ND	0.030	ug/L	SW846 8081A
4,4'-DDE	ND	0.030	ug/L	SW846 8081A
Endrin	ND	0.030	ug/L	SW846 8081A
Endosulfan II	ND	0.030	ug/L	SW846 8081A
4,4'-DDD	ND	0.030	ug/L	SW846 8081A
Endosulfan sulfate	ND	0.030	ug/L	SW846 8081A
4,4'-DDT	ND	0.030	ug/L	SW846 8081A
Methoxychlor	ND	0.10	ug/L	SW846 8081A
Endrin ketone	ND	0.030	ug/L	SW846 8081A
Endrin aldehyde	ND	0.030	ug/L	SW846 8081A
alpha-Chlordane	ND	0.030	ug/L	SW846 8081A
gamma-Chlordane	ND	0.030	ug/L	SW846 8081A
Toxaphene	ND	2.0	ug/L	SW846 8081A

SURROGATE	PERCENT RECOVERY	RECOVERY LIMITS
Tetrachloro-m-xylene	73	(39 - 130)
Decachlorobiphenyl	59	(10 - 147)

NOTE(S):

Calculations are performed before rounding to avoid round-off errors in calculated results.

LABORATORY CONTROL SAMPLE EVALUATION REPORT

GC Semivolatiles

Client Lot #...: A5G150118 **Work Order #...:** HFNRF1AC **Matrix.....:** WATER
LCS Lot-Sample#: A5G180000-017
Prep Date.....: 07/18/05 **Analysis Date..:** 07/28/05
Prep Batch #...: 5199017
Dilution Factor: 2 **Final Wgt/Vol..:** 5 mL
Initial Wgt/Vol: 1000 mL

PARAMETER	PERCENT RECOVERY	RECOVERY LIMITS	METHOD
gamma-BHC (Lindane)	**93**	**(49 - 137)**	**SW846 8081A**
Heptachlor	**90**	**(57 - 124)**	**SW846 8081A**
Aldrin	**93**	**(62 - 120)**	**SW846 8081A**
Dieldrin	**97**	**(68 - 130)**	**SW846 8081A**
Endrin	**105**	**(46 - 137)**	**SW846 8081A**
4,4'-DDT	**105**	**(60 - 140)**	**SW846 8081A**

SURROGATE	PERCENT RECOVERY	RECOVERY LIMITS
Tetrachloro-m-xylene	80	(39 - 130)
Decachlorobiphenyl	33	(10 - 147)

NOTE(S):

Calculations are performed before rounding to avoid round-off errors in calculated results.

Bold print denotes control parameters

LABORATORY CONTROL SAMPLE DATA REPORT

GC Semivolatiles

Client Lot #...: A5G150118 **Work Order #...:** HFNRF1AC **Matrix.....:** WATER
LCS Lot-Sample#: A5G180000-017
Prep Date.....: 07/18/05 **Analysis Date..:** 07/28/05
Prep Batch #...: 5199017
Dilution Factor: 2 **Final Wgt/Vol..:** 5 mL
Initial Wgt/Vol: 1000 mL

PARAMETER	SPIKE AMOUNT	MEASURED AMOUNT	UNITS	PERCENT RECOVERY	METHOD
gamma-BHC (Lindane)	**1.0**	**0.93**	**ug/L**	**93**	**SW846 8081A**
Heptachlor	**1.0**	**0.90**	**ug/L**	**90**	**SW846 8081A**
Aldrin	**1.0**	**0.93**	**ug/L**	**93**	**SW846 8081A**
Dieldrin	**1.0**	**0.97**	**ug/L**	**97**	**SW846 8081A**
Endrin	**1.0**	**1.0**	**ug/L**	**105**	**SW846 8081A**
4,4'-DDT	**1.0**	**1.1**	**ug/L**	**105**	**SW846 8081A**

SURROGATE	PERCENT RECOVERY	RECOVERY LIMITS
Tetrachloro-m-xylene	80	(39 - 130)
Decachlorobiphenyl	33	(10 - 147)

NOTE(S):

Calculations are performed before rounding to avoid round-off errors in calculated results.

Bold print denotes control parameters

MATRIX SPIKE SAMPLE EVALUATION REPORT

GC Semivolatiles

Client Lot #...: A5G150118 **Work Order #...:** HFJ2R1AJ-MS **Matrix.....:** WG
MS Lot-Sample #: A5G150118-015 HFJ2R1AK-MSD
Date Sampled...: 07/14/05 11:51 **Date Received..:** 07/15/05
Prep Date.....: 07/18/05 **Analysis Date..:** 07/28/05
Prep Batch #...: 5199017
Dilution Factor: 2 **Initial Wgt/Vol:** 525 mL **Final Wgt/Vol..:** 5 mL

PARAMETER	PERCENT RECOVERY	RECOVERY LIMITS	RPD	RPD LIMITS	METHOD
gamma-BHC (Lindane)	**96**	**(30 - 148)**			**SW846 8081A**
	101	**(30 - 148)**	**5.9**	**(0-22)**	**SW846 8081A**
Heptachlor	**88**	**(30 - 150)**			**SW846 8081A**
	92	**(30 - 150)**	**4.2**	**(0-32)**	**SW846 8081A**
Aldrin	**94**	**(30 - 150)**			**SW846 8081A**
	99	**(30 - 150)**	**5.0**	**(0-33)**	**SW846 8081A**
Dieldrin	**94**	**(35 - 141)**			**SW846 8081A**
	101	**(35 - 141)**	**6.8**	**(0-37)**	**SW846 8081A**
Endrin	**98**	**(30 - 150)**			**SW846 8081A**
	113	**(30 - 150)**	**14**	**(0-40)**	**SW846 8081A**
4,4'-DDT	**97**	**(30 - 150)**			**SW846 8081A**
	96	**(30 - 150)**	**0.21**	**(0-50)**	**SW846 8081A**

SURROGATE	PERCENT RECOVERY	RECOVERY LIMITS
Tetrachloro-m-xylene	87	(39 - 130)
	87	(39 - 130)
Decachlorobiphenyl	70	(10 - 147)
	54	(10 - 147)

NOTE(S):

Calculations are performed before rounding to avoid round-off errors in calculated results.

Bold print denotes control parameters

MATRIX SPIKE SAMPLE DATA REPORT

GC Semivolatiles

Client Lot #...: A5G150118 **Work Order #...:** HFJ2R1AJ-MS **Matrix.....:** WG
MS Lot-Sample #: A5G150118-015 HFJ2R1AK-MSD
Date Sampled...: 07/14/05 11:51 **Date Received..:** 07/15/05
Prep Date.....: 07/18/05 **Analysis Date..:** 07/28/05
Prep Batch #...: 5199017
Dilution Factor: 2 **Initial Wgt/Vol:** 525 mL **Final Wgt/Vol..:** 5 mL

PARAMETER	SAMPLE AMOUNT	SPIKE AMT	MEASRD AMOUNT	UNITS	PERCNT RECVRY	RPD	METHOD
gamma-BHC (Lindane)	**ND**	**1.9**	**1.8**	**ug/L**	**96**		**SW846 8081A**
	ND	**1.9**	**1.9**	**ug/L**	**101**	**5.9**	**SW846 8081A**
Heptachlor	**0.085**	**1.9**	**1.8**	**ug/L**	**88**		**SW846 8081A**
	0.085	**1.9**	**1.8**	**ug/L**	**92**	**4.2**	**SW846 8081A**
Aldrin	**ND**	**1.9**	**1.8**	**ug/L**	**94**		**SW846 8081A**
	ND	**1.9**	**1.9**	**ug/L**	**99**	**5.0**	**SW846 8081A**
Dieldrin	**ND**	**1.9**	**1.8**	**ug/L**	**94**		**SW846 8081A**
	ND	**1.9**	**1.9**	**ug/L**	**101**	**6.8**	**SW846 8081A**
Endrin	**ND**	**1.9**	**1.9**	**ug/L**	**98**		**SW846 8081A**
	ND	**1.9**	**2.1**	**ug/L**	**113**	**14**	**SW846 8081A**
4,4'-DDT	**ND**	**1.9**	**1.8**	**ug/L**	**97**		**SW846 8081A**
	ND	**1.9**	**1.8**	**ug/L**	**96**	**0.21**	**SW846 8081A**

SURROGATE	PERCENT RECOVERY	RECOVERY LIMITS
Tetrachloro-m-xylene	87	(39 - 130)
	87	(39 - 130)
Decachlorobiphenyl	70	(10 - 147)
	54	(10 - 147)

NOTE(S):

Calculations are performed before rounding to avoid round-off errors in calculated results.

Bold print denotes control parameters

MATRIX SPIKE SAMPLE EVALUATION REPORT

GC Semivolatiles

Client Lot #...: A5G150118 **Work Order #...:** HFMNN1AJ-MS **Matrix.....:** WATER
MS Lot-Sample #: A5G160111-003 HFMNN1AK-MSD
Date Sampled...: 07/15/05 09:03 **Date Received..:** 07/15/05
Prep Date.....: 07/18/05 **Analysis Date..:** 07/28/05
Prep Batch #...: 5199017
Dilution Factor: 2 **Initial Wgt/Vol:** 500 mL **Final Wgt/Vol..:** 5 mL

PARAMETER	PERCENT RECOVERY	RECOVERY LIMITS	RPD	RPD LIMITS	METHOD
gamma-BHC (Lindane)	**102**	**(30 - 148)**			**SW846 8081A**
	99	**(30 - 148)**	**2.8**	**(0-22)**	**SW846 8081A**
Heptachlor	**96**	**(30 - 150)**			**SW846 8081A**
	96	**(30 - 150)**	**0.62**	**(0-32)**	**SW846 8081A**
Aldrin	**100**	**(30 - 150)**			**SW846 8081A**
	98	**(30 - 150)**	**2.7**	**(0-33)**	**SW846 8081A**
Dieldrin	**102**	**(35 - 141)**			**SW846 8081A**
	100	**(35 - 141)**	**2.4**	**(0-37)**	**SW846 8081A**
Endrin	**114**	**(30 - 150)**			**SW846 8081A**
	112	**(30 - 150)**	**2.1**	**(0-40)**	**SW846 8081A**
4,4'-DDT	**108**	**(30 - 150)**			**SW846 8081A**
	100	**(30 - 150)**	**7.6**	**(0-50)**	**SW846 8081A**

SURROGATE	PERCENT RECOVERY	RECOVERY LIMITS
Tetrachloro-m-xylene	84	(39 - 130)
	89	(39 - 130)
Decachlorobiphenyl	82	(10 - 147)
	61	(10 - 147)

NOTE(S):

Calculations are performed before rounding to avoid round-off errors in calculated results.

Bold print denotes control parameters

MATRIX SPIKE SAMPLE DATA REPORT

GC Semivolatiles

Client Lot #...: A5G150118 **Work Order #...:** HFMNN1AJ-MS **Matrix.....:** WATER
MS Lot-Sample #: A5G160111-003 HFMNN1AK-MSD
Date Sampled...: 07/15/05 09:03 **Date Received..:** 07/15/05
Prep Date.....: 07/18/05 **Analysis Date..:** 07/28/05
Prep Batch #...: 5199017
Dilution Factor: 2 **Initial Wgt/Vol:** 500 mL **Final Wgt/Vol..:** 5 mL

PARAMETER	SAMPLE AMOUNT	SPIKE AMT	MEASRD AMOUNT	UNITS	PERCNT RECVRY	RPD	METHOD
gamma-BHC (Lindane)	**ND**	**2.0**	**2.0**	**ug/L**	**102**		**SW846 8081A**
	ND	**2.0**	**2.0**	**ug/L**	**99**	**2.8**	**SW846 8081A**
Heptachlor	**ND**	**2.0**	**1.9**	**ug/L**	**96**		**SW846 8081A**
	ND	**2.0**	**1.9**	**ug/L**	**96**	**0.62**	**SW846 8081A**
Aldrin	**ND**	**2.0**	**2.0**	**ug/L**	**100**		**SW846 8081A**
	ND	**2.0**	**2.0**	**ug/L**	**98**	**2.7**	**SW846 8081A**
Dieldrin	**ND**	**2.0**	**2.0**	**ug/L**	**102**		**SW846 8081A**
	ND	**2.0**	**2.0**	**ug/L**	**100**	**2.4**	**SW846 8081A**
Endrin	**ND**	**2.0**	**2.3**	**ug/L**	**114**		**SW846 8081A**
	ND	**2.0**	**2.2**	**ug/L**	**112**	**2.1**	**SW846 8081A**
4,4'-DDT	**ND**	**2.0**	**2.2**	**ug/L**	**108**		**SW846 8081A**
	ND	**2.0**	**2.0**	**ug/L**	**100**	**7.6**	**SW846 8081A**

SURROGATE	PERCENT RECOVERY	RECOVERY LIMITS
Tetrachloro-m-xylene	84	(39 - 130)
	89	(39 - 130)
Decachlorobiphenyl	82	(10 - 147)
	61	(10 - 147)

NOTE(S):

Calculations are performed before rounding to avoid round-off errors in calculated results.

Bold print denotes control parameters

MATRIX SPIKE SAMPLE EVALUATION REPORT

GC Semivolatiles

Client Lot #...: A5G150118 **Work Order #...:** HFMNT1AP-MS **Matrix.....:** WATER
MS Lot-Sample #: A5G160111-007 HFMNT1AQ-MSD
Date Sampled...: 07/15/05 10:41 **Date Received..:** 07/15/05
Prep Date.....: 07/18/05 **Analysis Date..:** 07/29/05
Prep Batch #...: 5199017
Dilution Factor: 2 **Initial Wgt/Vol:** 525 mL **Final Wgt/Vol..:** 5 mL

PARAMETER	PERCENT RECOVERY	RECOVERY LIMITS	RPD	RPD LIMITS	METHOD
gamma-BHC (Lindane)	**94**	**(30 - 148)**			**SW846 8081A**
	94	**(30 - 148)**	**0.50**	**(0-22)**	**SW846 8081A**
Heptachlor	**91**	**(30 - 150)**			**SW846 8081A**
	90	**(30 - 150)**	**0.80**	**(0-32)**	**SW846 8081A**
Aldrin	**91**	**(30 - 150)**			**SW846 8081A**
	91	**(30 - 150)**	**0.80**	**(0-33)**	**SW846 8081A**
Dieldrin	**98**	**(35 - 141)**			**SW846 8081A**
	95	**(35 - 141)**	**3.7**	**(0-37)**	**SW846 8081A**
Endrin	**115**	**(30 - 150)**			**SW846 8081A**
	110	**(30 - 150)**	**4.0**	**(0-40)**	**SW846 8081A**
4,4'-DDT	**91**	**(30 - 150)**			**SW846 8081A**
	95	**(30 - 150)**	**4.8**	**(0-50)**	**SW846 8081A**

SURROGATE	PERCENT RECOVERY	RECOVERY LIMITS
Tetrachloro-m-xylene	84	(39 - 130)
	74	(39 - 130)
Decachlorobiphenyl	50	(10 - 147)
	53	(10 - 147)

NOTE(S):

Calculations are performed before rounding to avoid round-off errors in calculated results.

Bold print denotes control parameters

MATRIX SPIKE SAMPLE DATA REPORT

GC Semivolatiles

Client Lot #...: A5G150118 **Work Order #...:** HFMNT1AP-MS **Matrix.....:** WATER
MS Lot-Sample #: A5G160111-007 HFMNT1AQ-MSD
Date Sampled...: 07/15/05 10:41 **Date Received..:** 07/15/05
Prep Date.....: 07/18/05 **Analysis Date..:** 07/29/05
Prep Batch #...: 5199017
Dilution Factor: 2 **Initial Wgt/Vol:** 525 mL **Final Wgt/Vol..:** 5 mL

PARAMETER	SAMPLE AMOUNT	SPIKE AMT	MEASRD AMOUNT	UNITS	PERCNT RECVRY	RPD	METHOD
gamma-BHC (Lindane)	**ND**	**1.9**	**1.8**	**ug/L**	**94**		**SW846 8081A**
	ND	**1.9**	**1.8**	**ug/L**	**94**	**0.50**	**SW846 8081A**
Heptachlor	**ND**	**1.9**	**1.7**	**ug/L**	**91**		**SW846 8081A**
	ND	**1.9**	**1.7**	**ug/L**	**90**	**0.80**	**SW846 8081A**
Aldrin	**ND**	**1.9**	**1.7**	**ug/L**	**91**		**SW846 8081A**
	ND	**1.9**	**1.7**	**ug/L**	**91**	**0.80**	**SW846 8081A**
Dieldrin	**ND**	**1.9**	**1.9**	**ug/L**	**98**		**SW846 8081A**
	ND	**1.9**	**1.8**	**ug/L**	**95**	**3.7**	**SW846 8081A**
Endrin	**ND**	**1.9**	**2.2**	**ug/L**	**115**		**SW846 8081A**
	ND	**1.9**	**2.1**	**ug/L**	**110**	**4.0**	**SW846 8081A**
4,4'-DDT	**ND**	**1.9**	**1.7**	**ug/L**	**91**		**SW846 8081A**
	ND	**1.9**	**1.8**	**ug/L**	**95**	**4.8**	**SW846 8081A**

SURROGATE	PERCENT RECOVERY	RECOVERY LIMITS
Tetrachloro-m-xylene	84	(39 - 130)
	74	(39 - 130)
Decachlorobiphenyl	50	(10 - 147)
	53	(10 - 147)

NOTE(S):

Calculations are performed before rounding to avoid round-off errors in calculated results.

Bold print denotes control parameters

POLYCHLORINATED BIPHENYLS DATA

SpecPro Inc

Client Sample ID: FWGBKGMW-012C-0052-GW

GC Semivolatiles

Lot-Sample #...: A5G150118-001 **Work Order #...:** HFJ0A1AE **Matrix.....:** WG
Date Sampled...: 07/14/05 15:40 **Date Received..:** 07/15/05
Prep Date.....: 07/18/05 **Analysis Date..:** 07/29/05
Prep Batch #...: 5199019
Dilution Factor: 1 **Initial Wgt/Vol:** 1020 mL **Final Wgt/Vol..:** 5 mL
Method.....: SW846 8082

PARAMETER	RESULT	REPORTING LIMIT	UNITS
Aroclor 1016	ND	1.0	ug/L
Aroclor 1221	ND	1.0	ug/L
Aroclor 1232	ND	1.0	ug/L
Aroclor 1242	ND	1.0	ug/L
Aroclor 1248	ND	1.0	ug/L
Aroclor 1254	ND	1.0	ug/L
Aroclor 1260	ND	1.0	ug/L

SURROGATE	PERCENT RECOVERY	RECOVERY LIMITS
Tetrachloro-m-xylene	90	(35 - 130)
Decachlorobiphenyl	52	(10 - 110)

SpecPro Inc

Client Sample ID: FWGBKGMW-010-0051-GW

GC Semivolatiles

Lot-Sample #...: A5G150118-003 **Work Order #...:** HFJ0K1AE **Matrix.....:** WG
Date Sampled...: 07/14/05 09:50 **Date Received..:** 07/15/05
Prep Date.....: 07/18/05 **Analysis Date..:** 07/29/05
Prep Batch #...: 5199019
Dilution Factor: 1 **Initial Wgt/Vol:** 900 mL **Final Wgt/Vol..:** 5 mL
Method.....: SW846 8082

PARAMETER	RESULT	REPORTING LIMIT	UNITS
Aroclor 1016	ND	1.0	ug/L
Aroclor 1221	ND	1.0	ug/L
Aroclor 1232	ND	1.0	ug/L
Aroclor 1242	ND	1.0	ug/L
Aroclor 1248	ND	1.0	ug/L
Aroclor 1254	ND	1.0	ug/L
Aroclor 1260	ND	1.0	ug/L

SURROGATE	PERCENT RECOVERY	RECOVERY LIMITS
Tetrachloro-m-xylene	81	(35 - 130)
Decachlorobiphenyl	50	(10 - 110)

SpecPro Inc

Client Sample ID: FWGLL3MW-238C-0067-GW

GC Semivolatiles

Lot-Sample #...: A5G150118-005 **Work Order #...:** HFJ0Q1AE **Matrix.....:** WG
Date Sampled...: 07/14/05 10:20 **Date Received..:** 07/15/05
Prep Date.....: 07/18/05 **Analysis Date..:** 07/29/05
Prep Batch #...: 5199019
Dilution Factor: 1 **Initial Wgt/Vol:** 980 mL **Final Wgt/Vol..:** 5 mL
Method.....: SW846 8082

PARAMETER	RESULT	REPORTING LIMIT	UNITS
Aroclor 1016	ND	1.0	ug/L
Aroclor 1221	ND	1.0	ug/L
Aroclor 1232	ND	1.0	ug/L
Aroclor 1242	ND	1.0	ug/L
Aroclor 1248	ND	1.0	ug/L
Aroclor 1254	ND	1.0	ug/L
Aroclor 1260	ND	1.0	ug/L

SURROGATE	PERCENT RECOVERY	RECOVERY LIMITS
Tetrachloro-m-xylene	87	(35 - 130)
Decachlorobiphenyl	30	(10 - 110)

SpecPro Inc

Client Sample ID: FWGLL3MW-242C-0068-GW

GC Semivolatiles

Lot-Sample #...: A5G150118-007 **Work Order #...:** HFJ001AE **Matrix.....:** WG
Date Sampled...: 07/14/05 12:45 **Date Received..:** 07/15/05
Prep Date.....: 07/18/05 **Analysis Date..:** 07/29/05
Prep Batch #...: 5199019
Dilution Factor: 1 **Initial Wgt/Vol:** 950 mL **Final Wgt/Vol..:** 5 mL
Method.....: SW846 8082

PARAMETER	RESULT	REPORTING LIMIT	UNITS
Aroclor 1016	ND	1.0	ug/L
Aroclor 1221	ND	1.0	ug/L
Aroclor 1232	ND	1.0	ug/L
Aroclor 1242	ND	1.0	ug/L
Aroclor 1248	ND	1.0	ug/L
Aroclor 1254	ND	1.0	ug/L
Aroclor 1260	ND	1.0	ug/L

SURROGATE	PERCENT RECOVERY	RECOVERY LIMITS
Tetrachloro-m-xylene	89	(35 - 130)
Decachlorobiphenyl	85	(10 - 110)

SpecPro Inc

Client Sample ID: FWGLL12MW-153C-0073-GW

GC Semivolatiles

Lot-Sample #...: A5G150118-009 **Work Order #...:** HFJ1D1AE **Matrix.....:** WG
Date Sampled...: 07/14/05 09:56 **Date Received..:** 07/15/05
Prep Date.....: 07/18/05 **Analysis Date..:** 07/29/05
Prep Batch #...: 5199019
Dilution Factor: 1 **Initial Wgt/Vol:** 1050 mL **Final Wgt/Vol..:** 5 mL
Method.....: SW846 8082

PARAMETER	RESULT	REPORTING LIMIT	UNITS
Aroclor 1016	ND	1.0	ug/L
Aroclor 1221	ND	1.0	ug/L
Aroclor 1232	ND	1.0	ug/L
Aroclor 1242	ND	1.0	ug/L
Aroclor 1248	ND	1.0	ug/L
Aroclor 1254	ND	1.0	ug/L
Aroclor 1260	ND	1.0	ug/L

SURROGATE	PERCENT RECOVERY	RECOVERY LIMITS
Tetrachloro-m-xylene	90	(35 - 130)
Decachlorobiphenyl	34	(10 - 110)

SpecPro Inc

Client Sample ID: FWGLL12MW-182C-0074-GW

GC Semivolatiles

Lot-Sample #...: A5G150118-011 **Work Order #...:** HFJ101AE **Matrix.....:** WG
Date Sampled...: 07/14/05 13:12 **Date Received..:** 07/15/05
Prep Date.....: 07/18/05 **Analysis Date..:** 07/29/05
Prep Batch #...: 5199019
Dilution Factor: 1 **Initial Wgt/Vol:** 990 mL **Final Wgt/Vol..:** 5 mL
Method.....: SW846 8082

PARAMETER	RESULT	REPORTING LIMIT	UNITS
Aroclor 1016	ND	1.0	ug/L
Aroclor 1221	ND	1.0	ug/L
Aroclor 1232	ND	1.0	ug/L
Aroclor 1242	ND	1.0	ug/L
Aroclor 1248	ND	1.0	ug/L
Aroclor 1254	ND	1.0	ug/L
Aroclor 1260	ND	1.0	ug/L

SURROGATE	PERCENT RECOVERY	RECOVERY LIMITS
Tetrachloro-m-xylene	76	(35 - 130)
Decachlorobiphenyl	37	(10 - 110)

SpecPro Inc

Client Sample ID: FWGLL12MW-183C-0075-GW

GC Semivolatiles

Lot-Sample #...: A5G150118-013 **Work Order #...:** HFJ2K1AE **Matrix.....:** WG
Date Sampled...: 07/14/05 15:06 **Date Received..:** 07/15/05
Prep Date.....: 07/18/05 **Analysis Date..:** 07/29/05
Prep Batch #...: 5199019
Dilution Factor: 1 **Initial Wgt/Vol:** 990 mL **Final Wgt/Vol..:** 5 mL
Method.....: SW846 8082

PARAMETER	RESULT	REPORTING LIMIT	UNITS
Aroclor 1016	ND	1.0	ug/L
Aroclor 1221	ND	1.0	ug/L
Aroclor 1232	ND	1.0	ug/L
Aroclor 1242	ND	1.0	ug/L
Aroclor 1248	ND	1.0	ug/L
Aroclor 1254	ND	1.0	ug/L
Aroclor 1260	ND	1.0	ug/L

SURROGATE	PERCENT RECOVERY	RECOVERY LIMITS
Tetrachloro-m-xylene	75	(35 - 130)
Decachlorobiphenyl	38	(10 - 110)

SpecPro Inc

Client Sample ID: FWGCBPMW-005C-0077-GW

GC Semivolatiles

Lot-Sample #...: A5G150118-015 **Work Order #...:** HFJ2R1AL **Matrix.....:** WG
Date Sampled...: 07/14/05 11:51 **Date Received..:** 07/15/05
Prep Date.....: 07/18/05 **Analysis Date..:** 07/29/05
Prep Batch #...: 5199019
Dilution Factor: 1 **Initial Wgt/Vol:** 1050 mL **Final Wgt/Vol..:** 5 mL
Method.....: SW846 8082

PARAMETER	RESULT	REPORTING LIMIT	UNITS
Aroclor 1016	ND	1.0	ug/L
Aroclor 1221	ND	1.0	ug/L
Aroclor 1232	ND	1.0	ug/L
Aroclor 1242	ND	1.0	ug/L
Aroclor 1248	ND	1.0	ug/L
Aroclor 1254	ND	1.0	ug/L
Aroclor 1260	ND	1.0	ug/L

SURROGATE	PERCENT RECOVERY	RECOVERY LIMITS
Tetrachloro-m-xylene	89	(35 - 130)
Decachlorobiphenyl	24	(10 - 110)

SpecPro Inc

Client Sample ID: FWGCBPMW-007C-0078-GW

GC Semivolatiles

Lot-Sample #...: A5G150118-017 **Work Order #...:** HFJ221AE **Matrix.....:** WG
Date Sampled...: 07/14/05 14:22 **Date Received..:** 07/15/05
Prep Date.....: 07/18/05 **Analysis Date..:** 07/29/05
Prep Batch #...: 5199019
Dilution Factor: 1 **Initial Wgt/Vol:** 1025 mL **Final Wgt/Vol..:** 5 mL
Method.....: SW846 8082

PARAMETER	RESULT	REPORTING LIMIT	UNITS
Aroclor 1016	ND	1.0	ug/L
Aroclor 1221	ND	1.0	ug/L
Aroclor 1232	ND	1.0	ug/L
Aroclor 1242	ND	1.0	ug/L
Aroclor 1248	ND	1.0	ug/L
Aroclor 1254	ND	1.0	ug/L
Aroclor 1260	ND	1.0	ug/L

SURROGATE	PERCENT RECOVERY	RECOVERY LIMITS
Tetrachloro-m-xylene	77	(35 - 130)
Decachlorobiphenyl	60	(10 - 110)

SpecPro Inc

Client Sample ID: FWGWBGmw-006C-0080-gw

GC Semivolatiles

Lot-Sample #...: A5G150118-019 **Work Order #...:** HFJ251AE **Matrix.....:** WG
Date Sampled...: 07/14/05 15:26 **Date Received..:** 07/15/05
Prep Date.....: 07/18/05 **Analysis Date..:** 07/29/05
Prep Batch #...: 5199019
Dilution Factor: 1 **Initial Wgt/Vol:** 1050 mL **Final Wgt/Vol..:** 5 mL
Method.....: SW846 8082

PARAMETER	RESULT	REPORTING LIMIT	UNITS
Aroclor 1016	ND	1.0	ug/L
Aroclor 1221	ND	1.0	ug/L
Aroclor 1232	ND	1.0	ug/L
Aroclor 1242	ND	1.0	ug/L
Aroclor 1248	ND	1.0	ug/L
Aroclor 1254	ND	1.0	ug/L
Aroclor 1260	ND	1.0	ug/L

SURROGATE	PERCENT RECOVERY	RECOVERY LIMITS
Tetrachloro-m-xylene	64	(35 - 130)
Decachlorobiphenyl	21	(10 - 110)

METHOD BLANK REPORT

GC Semivolatiles

Client Lot #...: A5G150118 **Work Order #...:** HFNRL1AA **Matrix.....:** WATER
MB Lot-Sample #: A5G180000-019

Prep Date.....: 07/18/05 **Final Wgt/Vol..:** 5 mL
Analysis Date..: 07/29/05 **Prep Batch #...:** 5199019
Dilution Factor: 1 **Initial Wgt/Vol:** 1000 mL

PARAMETER	RESULT	REPORTING LIMIT	UNITS	METHOD
Aroclor 1016	ND	1.0	ug/L	SW846 8082
Aroclor 1221	ND	1.0	ug/L	SW846 8082
Aroclor 1232	ND	1.0	ug/L	SW846 8082
Aroclor 1242	ND	1.0	ug/L	SW846 8082
Aroclor 1248	ND	1.0	ug/L	SW846 8082
Aroclor 1254	ND	1.0	ug/L	SW846 8082
Aroclor 1260	ND	1.0	ug/L	SW846 8082

SURROGATE	PERCENT RECOVERY	RECOVERY LIMITS
Tetrachloro-m-xylene	83	(35 - 130)
Decachlorobiphenyl	69	(10 - 110)

NOTE(S):

Calculations are performed before rounding to avoid round-off errors in calculated results.

LABORATORY CONTROL SAMPLE EVALUATION REPORT

GC Semivolatiles

Client Lot #...: A5G150118 **Work Order #...:** HFNRL1AC **Matrix.....:** WATER
LCS Lot-Sample#: A5G180000-019
Prep Date.....: 07/18/05 **Analysis Date..:** 07/29/05
Prep Batch #...: 5199019
Dilution Factor: 2 **Final Wgt/Vol..:** 5 mL
Initial Wgt/Vol: 1000 mL

PARAMETER	PERCENT RECOVERY	RECOVERY LIMITS	METHOD
Aroclor 1016	**94**	**(50 - 115)**	**SW846 8082**
Aroclor 1260	**84**	**(45 - 112)**	**SW846 8082**

SURROGATE	PERCENT RECOVERY	RECOVERY LIMITS
Tetrachloro-m-xylene	82	(35 - 130)
Decachlorobiphenyl	49	(10 - 110)

NOTE(S):

Calculations are performed before rounding to avoid round-off errors in calculated results.

Bold print denotes control parameters

LABORATORY CONTROL SAMPLE DATA REPORT

GC Semivolatiles

Client Lot #...: A5G150118 **Work Order #...:** HFNRL1AC **Matrix.....:** WATER
LCS Lot-Sample#: A5G180000-019
Prep Date.....: 07/18/05 **Analysis Date..:** 07/29/05
Prep Batch #...: 5199019
Dilution Factor: 2 **Final Wgt/Vol..:** 5 mL
Initial Wgt/Vol: 1000 mL

PARAMETER	SPIKE AMOUNT	MEASURED AMOUNT	UNITS	PERCENT RECOVERY	METHOD
Aroclor 1016	**10**	**9.4**	**ug/L**	**94**	**SW846 8082**
Aroclor 1260	**10**	**8.4**	**ug/L**	**84**	**SW846 8082**

SURROGATE	PERCENT RECOVERY	RECOVERY LIMITS
Tetrachloro-m-xylene	82	(35 - 130)
Decachlorobiphenyl	49	(10 - 110)

NOTE(S):

Calculations are performed before rounding to avoid round-off errors in calculated results.

Bold print denotes control parameters

MATRIX SPIKE SAMPLE EVALUATION REPORT

GC Semivolatiles

Client Lot #...: A5G150118 **Work Order #...:** HFMNN1AM-MS **Matrix.....:** WATER
MS Lot-Sample #: A5G160111-003 HFMNN1AN-MSD
Date Sampled...: 07/15/05 09:03 **Date Received..:** 07/15/05
Prep Date.....: 07/18/05 **Analysis Date..:** 07/29/05
Prep Batch #...: 5199019
Dilution Factor: 2 **Initial Wgt/Vol:** 500 mL **Final Wgt/Vol..:** 5 mL

PARAMETER	PERCENT RECOVERY	RECOVERY LIMITS	RPD	RPD LIMITS	METHOD
Aroclor 1016	**109**	**(10 - 200)**			**SW846 8082**
	103	**(10 - 200)**	**6.5**	**(0-30)**	**SW846 8082**
Aroclor 1260	**78**	**(10 - 150)**			**SW846 8082**
	67	**(10 - 150)**	**15**	**(0-30)**	**SW846 8082**

SURROGATE	PERCENT RECOVERY	RECOVERY LIMITS
Tetrachloro-m-xylene	97	(35 - 130)
	100	(35 - 130)
Decachlorobiphenyl	52	(10 - 110)
	49	(10 - 110)

NOTE(S):

Calculations are performed before rounding to avoid round-off errors in calculated results.

Bold print denotes control parameters

MATRIX SPIKE SAMPLE DATA REPORT

GC Semivolatiles

Client Lot #...: A5G150118 **Work Order #...:** HFMNN1AM-MS **Matrix.....:** WATER
MS Lot-Sample #: A5G160111-003 HFMNN1AN-MSD
Date Sampled...: 07/15/05 09:03 **Date Received..:** 07/15/05
Prep Date.....: 07/18/05 **Analysis Date..:** 07/29/05
Prep Batch #...: 5199019
Dilution Factor: 2 **Initial Wgt/Vol:** 500 mL **Final Wgt/Vol..:** 5 mL

PARAMETER	SAMPLE AMOUNT	SPIKE AMT	MEASRD AMOUNT	UNITS	PERCNT RECVRY	RPD	METHOD
Aroclor 1016	**ND**	**20**	**22**	**ug/L**	**109**		**SW846 8082**
	ND	**20**	**21**	**ug/L**	**103**	**6.5**	**SW846 8082**
Aroclor 1260	**ND**	**20**	**16**	**ug/L**	**78**		**SW846 8082**
	ND	**20**	**13**	**ug/L**	**67**	**15**	**SW846 8082**

SURROGATE	PERCENT RECOVERY	RECOVERY LIMITS
Tetrachloro-m-xylene	97	(35 - 130)
	100	(35 - 130)
Decachlorobiphenyl	52	(10 - 110)
	49	(10 - 110)

NOTE(S):

Calculations are performed before rounding to avoid round-off errors in calculated results.

Bold print denotes control parameters

MATRIX SPIKE SAMPLE EVALUATION REPORT

GC Semivolatiles

Client Lot #...: A5G150118 **Work Order #...:** HFMNT1AR-MS **Matrix.....:** WATER
MS Lot-Sample #: A5G160111-007 HFMNT1AT-MSD
Date Sampled...: 07/15/05 10:41 **Date Received..:** 07/15/05
Prep Date.....: 07/18/05 **Analysis Date..:** 07/29/05
Prep Batch #...: 5199019
Dilution Factor: 2 **Initial Wgt/Vol:** 500 mL **Final Wgt/Vol..:** 5 mL

PARAMETER	PERCENT RECOVERY	RECOVERY LIMITS	RPD	RPD LIMITS	METHOD
Aroclor 1016	**100**	**(10 - 200)**			**SW846 8082**
	101	**(10 - 200)**	**0.69**	**(0-30)**	**SW846 8082**
Aroclor 1260	**93**	**(10 - 150)**			**SW846 8082**
	94	**(10 - 150)**	**1.3**	**(0-30)**	**SW846 8082**

SURROGATE	PERCENT RECOVERY	RECOVERY LIMITS
Tetrachloro-m-xylene	85	(35 - 130)
	91	(35 - 130)
Decachlorobiphenyl	62	(10 - 110)
	70	(10 - 110)

NOTE(S):

Calculations are performed before rounding to avoid round-off errors in calculated results.

Bold print denotes control parameters

MATRIX SPIKE SAMPLE DATA REPORT

GC Semivolatiles

Client Lot #...: A5G150118 **Work Order #...:** HFMNT1AR-MS **Matrix.....:** WATER
MS Lot-Sample #: A5G160111-007 HFMNT1AT-MSD
Date Sampled...: 07/15/05 10:41 **Date Received..:** 07/15/05
Prep Date.....: 07/18/05 **Analysis Date..:** 07/29/05
Prep Batch #...: 5199019
Dilution Factor: 2 **Initial Wgt/Vol:** 500 mL **Final Wgt/Vol..:** 5 mL

PARAMETER	SAMPLE AMOUNT	SPIKE AMT	MEASRD AMOUNT	UNITS	PERCNT RECVRY	RPD	METHOD
Aroclor 1016	**ND**	**20**	**20**	**ug/L**	**100**		**SW846 8082**
	ND	**20**	**20**	**ug/L**	**101**	**0.69**	**SW846 8082**
Aroclor 1260	**ND**	**20**	**19**	**ug/L**	**93**		**SW846 8082**
	ND	**20**	**19**	**ug/L**	**94**	**1.3**	**SW846 8082**

SURROGATE	PERCENT RECOVERY	RECOVERY LIMITS
Tetrachloro-m-xylene	85	(35 - 130)
	91	(35 - 130)
Decachlorobiphenyl	62	(10 - 110)
	70	(10 - 110)

NOTE(S):

Calculations are performed before rounding to avoid round-off errors in calculated results.

Bold print denotes control parameters

MATRIX SPIKE SAMPLE EVALUATION REPORT

GC Semivolatiles

Client Lot #...: A5G150118 **Work Order #...:** HFJ2R1AM-MS **Matrix.....:** WG
MS Lot-Sample #: A5G150118-015 HFJ2R1AN-MSD
Date Sampled...: 07/14/05 11:51 **Date Received..:** 07/15/05
Prep Date.....: 07/18/05 **Analysis Date..:** 07/29/05
Prep Batch #...: 5199019
Dilution Factor: 2 **Initial Wgt/Vol:** 525 mL **Final Wgt/Vol..:** 5 mL

PARAMETER	PERCENT RECOVERY	RECOVERY LIMITS	RPD	RPD LIMITS	METHOD
Aroclor 1016	**97**	**(10 - 200)**			**SW846 8082**
	88	**(10 - 200)**	**10**	**(0-30)**	**SW846 8082**
Aroclor 1260	**95**	**(10 - 150)**			**SW846 8082**
	74	**(10 - 150)**	**25**	**(0-30)**	**SW846 8082**

SURROGATE	PERCENT RECOVERY	RECOVERY LIMITS
Tetrachloro-m-xylene	78	(35 - 130)
	79	(35 - 130)
Decachlorobiphenyl	69	(10 - 110)
	49	(10 - 110)

NOTE(S):

Calculations are performed before rounding to avoid round-off errors in calculated results.

Bold print denotes control parameters

MATRIX SPIKE SAMPLE DATA REPORT

GC Semivolatiles

Client Lot #...: A5G150118 **Work Order #...:** HFJ2R1AM-MS **Matrix.....:** WG
MS Lot-Sample #: A5G150118-015 HFJ2R1AN-MSD
Date Sampled...: 07/14/05 11:51 **Date Received..:** 07/15/05
Prep Date.....: 07/18/05 **Analysis Date..:** 07/29/05
Prep Batch #...: 5199019
Dilution Factor: 2 **Initial Wgt/Vol:** 525 mL **Final Wgt/Vol..:** 5 mL

PARAMETER	SAMPLE AMOUNT	SPIKE AMT	MEASRD AMOUNT	UNITS	PERCNT RECVRY	RPD	METHOD
Aroclor 1016	**ND**	**19**	**19**	**ug/L**	**97**		**SW846 8082**
	ND	**19**	**17**	**ug/L**	**88**	**10**	**SW846 8082**
Aroclor 1260	**ND**	**19**	**18**	**ug/L**	**95**		**SW846 8082**
	ND	**19**	**14**	**ug/L**	**74**	**25**	**SW846 8082**

SURROGATE	PERCENT RECOVERY	RECOVERY LIMITS
Tetrachloro-m-xylene	78	(35 - 130)
	79	(35 - 130)
Decachlorobiphenyl	69	(10 - 110)
	49	(10 - 110)

NOTE(S):

Calculations are performed before rounding to avoid round-off errors in calculated results.

Bold print denotes control parameters

METALS DATA

SpecPro Inc

Client Sample ID: FWGBKGMW-012C-0052-GF

TOTAL Metals

Lot-Sample #...: A5G150118-002 **Matrix.....:** WG
Date Sampled...: 07/14/05 15:40 **Date Received..:** 07/15/05

PARAMETER	RESULT	REPORTING LIMIT	UNITS	METHOD	PREPARATION-ANALYSIS DATE	WORK ORDER #
Prep Batch #...: 5202016						
Aluminum	ND	200	ug/L	SW846 6010B	07/21-07/26/05	HFJ0J1AE
		Dilution Factor: 1		Analysis Time..: 15:08	Analyst ID.....: 002260	
		Instrument ID..: I5				
Arsenic	ND	10.0	ug/L	SW846 6010B	07/21-07/26/05	HFJ0J1AA
		Dilution Factor: 1		Analysis Time..: 15:08	Analyst ID.....: 002260	
		Instrument ID..: I5				
Lead	ND	10.0	ug/L	SW846 6010B	07/21-07/26/05	HFJ0J1AC
		Dilution Factor: 1		Analysis Time..: 15:08	Analyst ID.....: 002260	
		Instrument ID..: I5				
Antimony	ND	100	ug/L	SW846 6010B	07/21-07/26/05	HFJ0J1AF
		Dilution Factor: 1		Analysis Time..: 15:08	Analyst ID.....: 002260	
		Instrument ID..: I5				
Barium	**227**	**10.0**	**ug/L**	**SW846 6010B**	**07/21-07/26/05**	**HFJ0J1AG**
		Dilution Factor: 1		Analysis Time..: 15:08	Analyst ID.....: 002260	
		Instrument ID..: I5				
Selenium	ND	10.0	ug/L	SW846 6010B	07/21-07/26/05	HFJ0J1AD
		Dilution Factor: 1		Analysis Time..: 15:08	Analyst ID.....: 002260	
		Instrument ID..: I5				
Beryllium	ND	10.0	ug/L	SW846 6010B	07/21-07/26/05	HFJ0J1AH
		Dilution Factor: 1		Analysis Time..: 15:08	Analyst ID.....: 002260	
		Instrument ID..: I5				
Cadmium	ND	10.0	ug/L	SW846 6010B	07/21-07/26/05	HFJ0J1AJ
		Dilution Factor: 1		Analysis Time..: 15:08	Analyst ID.....: 002260	
		Instrument ID..: I5				
Calcium	**23300 J**	**1000**	**ug/L**	**SW846 6010B**	**07/21-07/26/05**	**HFJ0J1AK**
		Dilution Factor: 1		Analysis Time..: 15:08	Analyst ID.....: 002260	
		Instrument ID..: I5				
Chromium	ND	20.0	ug/L	SW846 6010B	07/21-07/26/05	HFJ0J1AL
		Dilution Factor: 1		Analysis Time..: 15:08	Analyst ID.....: 002260	
		Instrument ID..: I5				

(Continued on next page)

SpecPro Inc

Client Sample ID: FWGBKGMW-012C-0052-GF

TOTAL Metals

Lot-Sample #...: A5G150118-002 **Matrix.....:** WG

PARAMETER	RESULT	REPORTING LIMIT	UNITS	METHOD	PREPARATION-ANALYSIS DATE	WORK ORDER #
Cobalt	ND	20.0	ug/L	SW846 6010B	07/21-07/26/05	HFJ0J1AM
		Dilution Factor: 1		Analysis Time..: 15:08	Analyst ID.....: 002260	
		Instrument ID..: I5				
Copper	ND	20.0	ug/L	SW846 6010B	07/21-07/26/05	HFJ0J1AN
		Dilution Factor: 1		Analysis Time..: 15:08	Analyst ID.....: 002260	
		Instrument ID..: I5				
Iron	**72.3 B**	**1000**	**ug/L**	**SW846 6010B**	**07/21-07/26/05**	**HFJ0J1AP**
		Dilution Factor: 1		Analysis Time..: 15:08	Analyst ID.....: 002260	
		Instrument ID..: I5				
Magnesium	**7650**	**1000**	**ug/L**	**SW846 6010B**	**07/21-07/26/05**	**HFJ0J1AQ**
		Dilution Factor: 1		Analysis Time..: 15:08	Analyst ID.....: 002260	
		Instrument ID..: I5				
Manganese	**27.8 B**	**100**	**ug/L**	**SW846 6010B**	**07/21-07/26/05**	**HFJ0J1AR**
		Dilution Factor: 1		Analysis Time..: 15:08	Analyst ID.....: 002260	
		Instrument ID..: I5				
Nickel	ND	20.0	ug/L	SW846 6010B	07/21-07/26/05	HFJ0J1AT
		Dilution Factor: 1		Analysis Time..: 15:08	Analyst ID.....: 002260	
		Instrument ID..: I5				
Potassium	**3870 B,J**	**5000**	**ug/L**	**SW846 6010B**	**07/21-07/26/05**	**HFJ0J1AU**
		Dilution Factor: 1		Analysis Time..: 15:08	Analyst ID.....: 002260	
		Instrument ID..: I5				
Silver	ND	20.0	ug/L	SW846 6010B	07/21-07/26/05	HFJ0J1AV
		Dilution Factor: 1		Analysis Time..: 15:08	Analyst ID.....: 002260	
		Instrument ID..: I5				
Sodium	**46000**	**1000**	**ug/L**	**SW846 6010B**	**07/21-07/26/05**	**HFJ0J1AW**
		Dilution Factor: 1		Analysis Time..: 15:08	Analyst ID.....: 002260	
		Instrument ID..: I5				
Vanadium	ND	20.0	ug/L	SW846 6010B	07/21-07/26/05	HFJ0J1AX
		Dilution Factor: 1		Analysis Time..: 15:08	Analyst ID.....: 002260	
		Instrument ID..: I5				

(Continued on next page)

SpecPro Inc

Client Sample ID: FWGBKGMW-012C-0052-GF

TOTAL Metals

Lot-Sample #...: A5G150118-002 **Matrix.....:** WG

PARAMETER	RESULT	REPORTING LIMIT	UNITS	METHOD	PREPARATION-ANALYSIS DATE	WORK ORDER #
Zinc	ND	100	ug/L	SW846 6010B	07/21-07/26/05	HFJ0J1A0
		Dilution Factor: 1		Analysis Time..: 15:08	Analyst ID.....: 002260	
		Instrument ID..: I5				
Mercury	ND	0.20	ug/L	SW846 7470A	07/21/05	HFJ0J1A2
		Dilution Factor: 1		Analysis Time..: 14:09	Analyst ID.....: 001086	
		Instrument ID..: H1				
Thallium	ND	1.0	ug/L	SW846 6020	07/21-07/25/05	HFJ0J1A1
		Dilution Factor: 1		Analysis Time..: 18:43	Analyst ID.....: 001619	
		Instrument ID..: I7				

NOTE(S):

J Method blank contamination. The associated method blank contains the target analyte at a reportable level.

B Estimated result. Result is less than RL.

SpecPro Inc

Client Sample ID: FWGBKGMW-010-0051-GF

TOTAL Metals

Lot-Sample #...: A5G150118-004 **Matrix.....:** WG
Date Sampled...: 07/14/05 09:50 **Date Received..:** 07/15/05

PARAMETER	RESULT	REPORTING LIMIT	UNITS	METHOD	PREPARATION-ANALYSIS DATE	WORK ORDER #
Prep Batch #...: 5202016						
Aluminum	**85.3 B**	**200**	**ug/L**	**SW846 6010B**	**07/21-07/26/05**	**HFJ0P1AH**
		Dilution Factor: 1		Analysis Time..: 15:13	Analyst ID.....: 002260	
		Instrument ID..: I5				
Arsenic	ND	10.0	ug/L	SW846 6010B	07/21-07/26/05	HFJ0P1AE
		Dilution Factor: 1		Analysis Time..: 15:13	Analyst ID.....: 002260	
		Instrument ID..: I5				
Lead	ND	10.0	ug/L	SW846 6010B	07/21-07/26/05	HFJ0P1AF
		Dilution Factor: 1		Analysis Time..: 15:13	Analyst ID.....: 002260	
		Instrument ID..: I5				
Antimony	ND	100	ug/L	SW846 6010B	07/21-07/26/05	HFJ0P1AJ
		Dilution Factor: 1		Analysis Time..: 15:13	Analyst ID.....: 002260	
		Instrument ID..: I5				
Barium	**10.2**	**10.0**	**ug/L**	**SW846 6010B**	**07/21-07/26/05**	**HFJ0P1AK**
		Dilution Factor: 1		Analysis Time..: 15:13	Analyst ID.....: 002260	
		Instrument ID..: I5				
Selenium	ND	10.0	ug/L	SW846 6010B	07/21-07/26/05	HFJ0P1AG
		Dilution Factor: 1		Analysis Time..: 15:13	Analyst ID.....: 002260	
		Instrument ID..: I5				
Beryllium	ND	10.0	ug/L	SW846 6010B	07/21-07/26/05	HFJ0P1AL
		Dilution Factor: 1		Analysis Time..: 15:13	Analyst ID.....: 002260	
		Instrument ID..: I5				
Cadmium	ND	10.0	ug/L	SW846 6010B	07/21-07/26/05	HFJ0P1AM
		Dilution Factor: 1		Analysis Time..: 15:13	Analyst ID.....: 002260	
		Instrument ID..: I5				
Calcium	**12100 J**	**1000**	**ug/L**	**SW846 6010B**	**07/21-07/26/05**	**HFJ0P1AN**
		Dilution Factor: 1		Analysis Time..: 15:13	Analyst ID.....: 002260	
		Instrument ID..: I5				
Chromium	ND	20.0	ug/L	SW846 6010B	07/21-07/26/05	HFJ0P1AP
		Dilution Factor: 1		Analysis Time..: 15:13	Analyst ID.....: 002260	
		Instrument ID..: I5				

(Continued on next page)

SpecPro Inc

Client Sample ID: FWGBKGMW-010-0051-GF

TOTAL Metals

Lot-Sample #...: A5G150118-004 **Matrix.....:** WG

PARAMETER	RESULT	REPORTING LIMIT	UNITS	METHOD	PREPARATION-ANALYSIS DATE	WORK ORDER #
Cobalt	ND	20.0	ug/L	SW846 6010B	07/21-07/26/05	HFJ0P1AQ
		Dilution Factor: 1		Analysis Time..: 15:13	Analyst ID.....: 002260	
		Instrument ID..: I5				
Copper	ND	20.0	ug/L	SW846 6010B	07/21-07/26/05	HFJ0P1AR
		Dilution Factor: 1		Analysis Time..: 15:13	Analyst ID.....: 002260	
		Instrument ID..: I5				
Iron	ND	1000	ug/L	SW846 6010B	07/21-07/26/05	HFJ0P1AT
		Dilution Factor: 1		Analysis Time..: 15:13	Analyst ID.....: 002260	
		Instrument ID..: I5				
Magnesium	**13600**	**1000**	**ug/L**	**SW846 6010B**	**07/21-07/26/05**	**HFJ0P1AU**
		Dilution Factor: 1		Analysis Time..: 15:13	Analyst ID.....: 002260	
		Instrument ID..: I5				
Manganese	**69.8 B**	**100**	**ug/L**	**SW846 6010B**	**07/21-07/26/05**	**HFJ0P1AV**
		Dilution Factor: 1		Analysis Time..: 15:13	Analyst ID.....: 002260	
		Instrument ID..: I5				
Nickel	**16.9 B**	**20.0**	**ug/L**	**SW846 6010B**	**07/21-07/26/05**	**HFJ0P1AW**
		Dilution Factor: 1		Analysis Time..: 15:13	Analyst ID.....: 002260	
		Instrument ID..: I5				
Potassium	**783 B,J**	**5000**	**ug/L**	**SW846 6010B**	**07/21-07/26/05**	**HFJ0P1AX**
		Dilution Factor: 1		Analysis Time..: 15:13	Analyst ID.....: 002260	
		Instrument ID..: I5				
Silver	ND	20.0	ug/L	SW846 6010B	07/21-07/26/05	HFJ0P1A0
		Dilution Factor: 1		Analysis Time..: 15:13	Analyst ID.....: 002260	
		Instrument ID..: I5				
Sodium	**4080**	**1000**	**ug/L**	**SW846 6010B**	**07/21-07/26/05**	**HFJ0P1A1**
		Dilution Factor: 1		Analysis Time..: 15:13	Analyst ID.....: 002260	
		Instrument ID..: I5				
Vanadium	ND	20.0	ug/L	SW846 6010B	07/21-07/26/05	HFJ0P1A2
		Dilution Factor: 1		Analysis Time..: 15:13	Analyst ID.....: 002260	
		Instrument ID..: I5				

(Continued on next page)

SpecPro Inc

Client Sample ID: FWGBKGMW-010-0051-GF

TOTAL Metals

Lot-Sample #...: A5G150118-004 **Matrix.....:** WG

PARAMETER	RESULT	REPORTING LIMIT	UNITS	METHOD	PREPARATION-ANALYSIS DATE	WORK ORDER #
Zinc	**7.3 B**	**100**	**ug/L**	**SW846 6010B**	**07/21-07/26/05**	**HFJ0P1AA**
		Dilution Factor: 1		Analysis Time..: 15:13	Analyst ID.....: 002260	
		Instrument ID..: I5				
Mercury	ND	0.20	ug/L	SW846 7470A	07/21/05	HFJ0P1AD
		Dilution Factor: 1		Analysis Time..: 14:11	Analyst ID.....: 001086	
		Instrument ID..: H1				
Thallium	ND	1.0	ug/L	SW846 6020	07/21-07/25/05	HFJ0P1AC
		Dilution Factor: 1		Analysis Time..: 18:46	Analyst ID.....: 001619	
		Instrument ID..: I7				

NOTE(S):

B Estimated result. Result is less than RL.

J Method blank contamination. The associated method blank contains the target analyte at a reportable level.

SpecPro Inc

Client Sample ID: FWGLL3MW-238C-0067-GF

TOTAL Metals

Lot-Sample #...: A5G150118-006 **Matrix.....:** WG
Date Sampled...: 07/14/05 10:20 **Date Received..:** 07/15/05

PARAMETER	RESULT	REPORTING LIMIT	UNITS	METHOD	PREPARATION-ANALYSIS DATE	WORK ORDER #
Prep Batch #...: 5202016						
Aluminum	ND	200	ug/L	SW846 6010B	07/21-07/26/05	HFJ0X1AH
		Dilution Factor: 1		Analysis Time..: 15:17	Analyst ID.....: 002260	
		Instrument ID..: I5				
Arsenic	ND	10.0	ug/L	SW846 6010B	07/21-07/26/05	HFJ0X1AE
		Dilution Factor: 1		Analysis Time..: 15:17	Analyst ID.....: 002260	
		Instrument ID..: I5				
Lead	ND	10.0	ug/L	SW846 6010B	07/21-07/26/05	HFJ0X1AF
		Dilution Factor: 1		Analysis Time..: 15:17	Analyst ID.....: 002260	
		Instrument ID..: I5				
Antimony	ND	100	ug/L	SW846 6010B	07/21-07/26/05	HFJ0X1AJ
		Dilution Factor: 1		Analysis Time..: 15:17	Analyst ID.....: 002260	
		Instrument ID..: I5				
Barium	**4.4 B**	**10.0**	**ug/L**	**SW846 6010B**	**07/21-07/26/05**	**HFJ0X1AK**
		Dilution Factor: 1		Analysis Time..: 15:17	Analyst ID.....: 002260	
		Instrument ID..: I5				
Selenium	ND	10.0	ug/L	SW846 6010B	07/21-07/26/05	HFJ0X1AG
		Dilution Factor: 1		Analysis Time..: 15:17	Analyst ID.....: 002260	
		Instrument ID..: I5				
Beryllium	ND	10.0	ug/L	SW846 6010B	07/21-07/26/05	HFJ0X1AL
		Dilution Factor: 1		Analysis Time..: 15:17	Analyst ID.....: 002260	
		Instrument ID..: I5				
Cadmium	ND	10.0	ug/L	SW846 6010B	07/21-07/26/05	HFJ0X1AM
		Dilution Factor: 1		Analysis Time..: 15:17	Analyst ID.....: 002260	
		Instrument ID..: I5				
Calcium	**30500 J**	**1000**	**ug/L**	**SW846 6010B**	**07/21-07/26/05**	**HFJ0X1AN**
		Dilution Factor: 1		Analysis Time..: 15:17	Analyst ID.....: 002260	
		Instrument ID..: I5				
Chromium	ND	20.0	ug/L	SW846 6010B	07/21-07/26/05	HFJ0X1AP
		Dilution Factor: 1		Analysis Time..: 15:17	Analyst ID.....: 002260	
		Instrument ID..: I5				

(Continued on next page)

SpecPro Inc

Client Sample ID: FWGLL3MW-238C-0067-GF

TOTAL Metals

Lot-Sample #...: A5G150118-006 **Matrix.....:** WG

PARAMETER	RESULT	REPORTING LIMIT	UNITS	METHOD	PREPARATION-ANALYSIS DATE	WORK ORDER #
Cobalt	ND	20.0	ug/L	SW846 6010B	07/21-07/26/05	HFJ0X1AQ
		Dilution Factor: 1		Analysis Time..: 15:17	Analyst ID.....: 002260	
		Instrument ID..: I5				
Copper	ND	20.0	ug/L	SW846 6010B	07/21-07/26/05	HFJ0X1AR
		Dilution Factor: 1		Analysis Time..: 15:17	Analyst ID.....: 002260	
		Instrument ID..: I5				
Iron	ND	1000	ug/L	SW846 6010B	07/21-07/26/05	HFJ0X1AT
		Dilution Factor: 1		Analysis Time..: 15:17	Analyst ID.....: 002260	
		Instrument ID..: I5				
Magnesium	**5640**	**1000**	**ug/L**	**SW846 6010B**	**07/21-07/26/05**	**HFJ0X1AU**
		Dilution Factor: 1		Analysis Time..: 15:17	Analyst ID.....: 002260	
		Instrument ID..: I5				
Manganese	**0.52 B**	**100**	**ug/L**	**SW846 6010B**	**07/21-07/26/05**	**HFJ0X1AV**
		Dilution Factor: 1		Analysis Time..: 15:17	Analyst ID.....: 002260	
		Instrument ID..: I5				
Nickel	ND	20.0	ug/L	SW846 6010B	07/21-07/26/05	HFJ0X1AW
		Dilution Factor: 1		Analysis Time..: 15:17	Analyst ID.....: 002260	
		Instrument ID..: I5				
Potassium	**1540 B,J**	**5000**	**ug/L**	**SW846 6010B**	**07/21-07/26/05**	**HFJ0X1AX**
		Dilution Factor: 1		Analysis Time..: 15:17	Analyst ID.....: 002260	
		Instrument ID..: I5				
Silver	ND	20.0	ug/L	SW846 6010B	07/21-07/26/05	HFJ0X1A0
		Dilution Factor: 1		Analysis Time..: 15:17	Analyst ID.....: 002260	
		Instrument ID..: I5				
Sodium	**1140**	**1000**	**ug/L**	**SW846 6010B**	**07/21-07/26/05**	**HFJ0X1A1**
		Dilution Factor: 1		Analysis Time..: 15:17	Analyst ID.....: 002260	
		Instrument ID..: I5				
Vanadium	ND	20.0	ug/L	SW846 6010B	07/21-07/26/05	HFJ0X1A2
		Dilution Factor: 1		Analysis Time..: 15:17	Analyst ID.....: 002260	
		Instrument ID..: I5				

(Continued on next page)

SpecPro Inc

Client Sample ID: FWGLL3MW-238C-0067-GF

TOTAL Metals

Lot-Sample #...: A5G150118-006 **Matrix.....:** WG

PARAMETER	RESULT	REPORTING LIMIT	UNITS	METHOD	PREPARATION-ANALYSIS DATE	WORK ORDER #
Zinc	ND	100	ug/L	SW846 6010B	07/21-07/26/05	HFJ0X1AA
		Dilution Factor: 1		Analysis Time..: 15:17	Analyst ID.....: 002260	
		Instrument ID..: I5				
Mercury	ND	0.20	ug/L	SW846 7470A	07/21/05	HFJ0X1AD
		Dilution Factor: 1		Analysis Time..: 14:12	Analyst ID.....: 001086	
		Instrument ID..: H1				
Thallium	ND	1.0	ug/L	SW846 6020	07/21-07/25/05	HFJ0X1AC
		Dilution Factor: 1		Analysis Time..: 18:50	Analyst ID.....: 001619	
		Instrument ID..: I7				

NOTE(S):

B Estimated result. Result is less than RL.

J Method blank contamination. The associated method blank contains the target analyte at a reportable level.

SpecPro Inc

Client Sample ID: FWGLL3MW-242C-0068-GF

TOTAL Metals

Lot-Sample #...: A5G150118-008 **Matrix.....:** WG
Date Sampled...: 07/14/05 12:45 **Date Received..:** 07/15/05

PARAMETER	RESULT	REPORTING LIMIT	UNITS	METHOD	PREPARATION-ANALYSIS DATE	WORK ORDER #
Prep Batch #...: 5202016						
Aluminum	ND	200	ug/L	SW846 6010B	07/21-07/26/05	HFJ061AH
		Dilution Factor: 1		Analysis Time..: 15:22	Analyst ID.....: 002260	
		Instrument ID..: I5				
Arsenic	ND	10.0	ug/L	SW846 6010B	07/21-07/26/05	HFJ061AE
		Dilution Factor: 1		Analysis Time..: 15:22	Analyst ID.....: 002260	
		Instrument ID..: I5				
Lead	ND	10.0	ug/L	SW846 6010B	07/21-07/26/05	HFJ061AF
		Dilution Factor: 1		Analysis Time..: 15:22	Analyst ID.....: 002260	
		Instrument ID..: I5				
Antimony	ND	100	ug/L	SW846 6010B	07/21-07/26/05	HFJ061AJ
		Dilution Factor: 1		Analysis Time..: 15:22	Analyst ID.....: 002260	
		Instrument ID..: I5				
Barium	**9.5 B**	**10.0**	**ug/L**	**SW846 6010B**	**07/21-07/26/05**	**HFJ061AK**
		Dilution Factor: 1		Analysis Time..: 15:22	Analyst ID.....: 002260	
		Instrument ID..: I5				
Selenium	**3.0 B**	**10.0**	**ug/L**	**SW846 6010B**	**07/21-07/26/05**	**HFJ061AG**
		Dilution Factor: 1		Analysis Time..: 15:22	Analyst ID.....: 002260	
		Instrument ID..: I5				
Beryllium	ND	10.0	ug/L	SW846 6010B	07/21-07/26/05	HFJ061AL
		Dilution Factor: 1		Analysis Time..: 15:22	Analyst ID.....: 002260	
		Instrument ID..: I5				
Cadmium	ND	10.0	ug/L	SW846 6010B	07/21-07/26/05	HFJ061AM
		Dilution Factor: 1		Analysis Time..: 15:22	Analyst ID.....: 002260	
		Instrument ID..: I5				
Calcium	**15100 J**	**1000**	**ug/L**	**SW846 6010B**	**07/21-07/26/05**	**HFJ061AN**
		Dilution Factor: 1		Analysis Time..: 15:22	Analyst ID.....: 002260	
		Instrument ID..: I5				
Chromium	ND	20.0	ug/L	SW846 6010B	07/21-07/26/05	HFJ061AP
		Dilution Factor: 1		Analysis Time..: 15:22	Analyst ID.....: 002260	
		Instrument ID..: I5				

(Continued on next page)

SpecPro Inc

Client Sample ID: FWGLL3MW-242C-0068-GF

TOTAL Metals

Lot-Sample #...: A5G150118-008 **Matrix.....:** WG

PARAMETER	RESULT	REPORTING LIMIT	UNITS	METHOD	PREPARATION-ANALYSIS DATE	WORK ORDER #
Cobalt	ND	20.0	ug/L	SW846 6010B	07/21-07/26/05	HFJ061AQ
		Dilution Factor: 1		Analysis Time..: 15:22	Analyst ID.....: 002260	
		Instrument ID..: I5				
Copper	ND	20.0	ug/L	SW846 6010B	07/21-07/26/05	HFJ061AR
		Dilution Factor: 1		Analysis Time..: 15:22	Analyst ID.....: 002260	
		Instrument ID..: I5				
Iron	ND	1000	ug/L	SW846 6010B	07/21-07/26/05	HFJ061AT
		Dilution Factor: 1		Analysis Time..: 15:22	Analyst ID.....: 002260	
		Instrument ID..: I5				
Magnesium	**6370**	**1000**	**ug/L**	**SW846 6010B**	**07/21-07/26/05**	**HFJ061AU**
		Dilution Factor: 1		Analysis Time..: 15:22	Analyst ID.....: 002260	
		Instrument ID..: I5				
Manganese	**314**	**100**	**ug/L**	**SW846 6010B**	**07/21-07/26/05**	**HFJ061AV**
		Dilution Factor: 1		Analysis Time..: 15:22	Analyst ID.....: 002260	
		Instrument ID..: I5				
Nickel	**16.3 B**	**20.0**	**ug/L**	**SW846 6010B**	**07/21-07/26/05**	**HFJ061AW**
		Dilution Factor: 1		Analysis Time..: 15:22	Analyst ID.....: 002260	
		Instrument ID..: I5				
Potassium	**901 B,J**	**5000**	**ug/L**	**SW846 6010B**	**07/21-07/26/05**	**HFJ061AX**
		Dilution Factor: 1		Analysis Time..: 15:22	Analyst ID.....: 002260	
		Instrument ID..: I5				
Silver	ND	20.0	ug/L	SW846 6010B	07/21-07/26/05	HFJ061A0
		Dilution Factor: 1		Analysis Time..: 15:22	Analyst ID.....: 002260	
		Instrument ID..: I5				
Sodium	**10900**	**1000**	**ug/L**	**SW846 6010B**	**07/21-07/26/05**	**HFJ061A1**
		Dilution Factor: 1		Analysis Time..: 15:22	Analyst ID.....: 002260	
		Instrument ID..: I5				
Vanadium	ND	20.0	ug/L	SW846 6010B	07/21-07/26/05	HFJ061A2
		Dilution Factor: 1		Analysis Time..: 15:22	Analyst ID.....: 002260	
		Instrument ID..: I5				

(Continued on next page)

SpecPro Inc

Client Sample ID: FWGLL3MW-242C-0068-GF

TOTAL Metals

Lot-Sample #...: A5G150118-008 **Matrix.....:** WG

PARAMETER	RESULT	REPORTING LIMIT	UNITS	METHOD	PREPARATION-ANALYSIS DATE	WORK ORDER #
Zinc	**12.3 B**	**100**	**ug/L**	**SW846 6010B**	**07/21-07/26/05**	**HFJ061AA**
		Dilution Factor: 1		Analysis Time..: 15:22	Analyst ID.....: 002260	
		Instrument ID..: I5				
Mercury	ND	0.20	ug/L	SW846 7470A	07/21/05	HFJ061AD
		Dilution Factor: 1		Analysis Time..: 14:08	Analyst ID.....: 001086	
		Instrument ID..: H1				
Thallium	ND	1.0	ug/L	SW846 6020	07/21-07/25/05	HFJ061AC
		Dilution Factor: 1		Analysis Time..: 19:04	Analyst ID.....: 001619	
		Instrument ID..: I7				

NOTE(S):

B Estimated result. Result is less than RL.

J Method blank contamination. The associated method blank contains the target analyte at a reportable level.

SpecPro Inc

Client Sample ID: FWGLL12MW-153C-0073-GF

TOTAL Metals

Lot-Sample #...: A5G150118-010 **Matrix.....:** WG
Date Sampled...: 07/14/05 09:56 **Date Received..:** 07/15/05

PARAMETER	RESULT	REPORTING LIMIT	UNITS	METHOD	PREPARATION-ANALYSIS DATE	WORK ORDER #
Prep Batch #...: 5202016						
Aluminum	ND	200	ug/L	SW846 6010B	07/21-07/26/05	HFJ1V1AH
		Dilution Factor: 1		Analysis Time..: 15:39	Analyst ID.....: 002260	
		Instrument ID..: I5				
Arsenic	**17.8**	**10.0**	**ug/L**	**SW846 6010B**	**07/21-07/26/05**	**HFJ1V1AE**
		Dilution Factor: 1		Analysis Time..: 15:39	Analyst ID.....: 002260	
		Instrument ID..: I5				
Lead	ND	10.0	ug/L	SW846 6010B	07/21-07/26/05	HFJ1V1AF
		Dilution Factor: 1		Analysis Time..: 15:39	Analyst ID.....: 002260	
		Instrument ID..: I5				
Antimony	ND	100	ug/L	SW846 6010B	07/21-07/26/05	HFJ1V1AJ
		Dilution Factor: 1		Analysis Time..: 15:39	Analyst ID.....: 002260	
		Instrument ID..: I5				
Barium	**77.9**	**10.0**	**ug/L**	**SW846 6010B**	**07/21-07/26/05**	**HFJ1V1AK**
		Dilution Factor: 1		Analysis Time..: 15:39	Analyst ID.....: 002260	
		Instrument ID..: I5				
Selenium	ND	10.0	ug/L	SW846 6010B	07/21-07/26/05	HFJ1V1AG
		Dilution Factor: 1		Analysis Time..: 15:39	Analyst ID.....: 002260	
		Instrument ID..: I5				
Beryllium	ND	10.0	ug/L	SW846 6010B	07/21-07/26/05	HFJ1V1AL
		Dilution Factor: 1		Analysis Time..: 15:39	Analyst ID.....: 002260	
		Instrument ID..: I5				
Cadmium	ND	10.0	ug/L	SW846 6010B	07/21-07/26/05	HFJ1V1AM
		Dilution Factor: 1		Analysis Time..: 15:39	Analyst ID.....: 002260	
		Instrument ID..: I5				
Calcium	**135000 J**	**1000**	**ug/L**	**SW846 6010B**	**07/21-07/26/05**	**HFJ1V1AN**
		Dilution Factor: 1		Analysis Time..: 15:39	Analyst ID.....: 002260	
		Instrument ID..: I5				
Chromium	ND	20.0	ug/L	SW846 6010B	07/21-07/26/05	HFJ1V1AP
		Dilution Factor: 1		Analysis Time..: 15:39	Analyst ID.....: 002260	
		Instrument ID..: I5				

(Continued on next page)

SpecPro Inc

Client Sample ID: FWGLL12MW-153C-0073-GF

TOTAL Metals

Lot-Sample #...: A5G150118-010 **Matrix.....:** WG

PARAMETER	RESULT	REPORTING LIMIT	UNITS	METHOD	PREPARATION-ANALYSIS DATE	WORK ORDER #
Cobalt	ND	20.0	ug/L	SW846 6010B	07/21-07/26/05	HFJ1V1AQ
		Dilution Factor: 1		Analysis Time..: 15:39	Analyst ID.....: 002260	
		Instrument ID..: I5				
Copper	ND	20.0	ug/L	SW846 6010B	07/21-07/26/05	HFJ1V1AR
		Dilution Factor: 1		Analysis Time..: 15:39	Analyst ID.....: 002260	
		Instrument ID..: I5				
Iron	**3170**	**1000**	**ug/L**	**SW846 6010B**	**07/21-07/26/05**	**HFJ1V1AT**
		Dilution Factor: 1		Analysis Time..: 15:39	Analyst ID.....: 002260	
		Instrument ID..: I5				
Magnesium	**72200**	**1000**	**ug/L**	**SW846 6010B**	**07/21-07/26/05**	**HFJ1V1AU**
		Dilution Factor: 1		Analysis Time..: 15:39	Analyst ID.....: 002260	
		Instrument ID..: I5				
Manganese	**180**	**100**	**ug/L**	**SW846 6010B**	**07/21-07/26/05**	**HFJ1V1AV**
		Dilution Factor: 1		Analysis Time..: 15:39	Analyst ID.....: 002260	
		Instrument ID..: I5				
Nickel	ND	20.0	ug/L	SW846 6010B	07/21-07/26/05	HFJ1V1AW
		Dilution Factor: 1		Analysis Time..: 15:39	Analyst ID.....: 002260	
		Instrument ID..: I5				
Potassium	**2150 B,J**	**5000**	**ug/L**	**SW846 6010B**	**07/21-07/26/05**	**HFJ1V1AX**
		Dilution Factor: 1		Analysis Time..: 15:39	Analyst ID.....: 002260	
		Instrument ID..: I5				
Silver	ND	20.0	ug/L	SW846 6010B	07/21-07/26/05	HFJ1V1A0
		Dilution Factor: 1		Analysis Time..: 15:39	Analyst ID.....: 002260	
		Instrument ID..: I5				
Sodium	**24600**	**1000**	**ug/L**	**SW846 6010B**	**07/21-07/26/05**	**HFJ1V1A1**
		Dilution Factor: 1		Analysis Time..: 15:39	Analyst ID.....: 002260	
		Instrument ID..: I5				
Vanadium	ND	20.0	ug/L	SW846 6010B	07/21-07/26/05	HFJ1V1A2
		Dilution Factor: 1		Analysis Time..: 15:39	Analyst ID.....: 002260	
		Instrument ID..: I5				

(Continued on next page)

SpecPro Inc

Client Sample ID: FWGLL12MW-153C-0073-GF

TOTAL Metals

Lot-Sample #...: A5G150118-010 **Matrix.....:** WG

PARAMETER	RESULT	REPORTING LIMIT	UNITS	METHOD	PREPARATION-ANALYSIS DATE	WORK ORDER #
Zinc	ND	100	ug/L	SW846 6010B	07/21-07/26/05	HFJ1V1AA
		Dilution Factor: 1		Analysis Time..: 15:39	Analyst ID.....: 002260	
		Instrument ID..: I5				
Mercury	ND	0.20	ug/L	SW846 7470A	07/21/05	HFJ1V1AD
		Dilution Factor: 1		Analysis Time..: 14:14	Analyst ID.....: 001086	
		Instrument ID..: H1				
Thallium	ND	1.0	ug/L	SW846 6020	07/21-07/25/05	HFJ1V1AC
		Dilution Factor: 1		Analysis Time..: 19:08	Analyst ID.....: 001619	
		Instrument ID..: I7				

NOTE(S):

J Method blank contamination. The associated method blank contains the target analyte at a reportable level.

B Estimated result. Result is less than RL.

SpecPro Inc

Client Sample ID: FWGLL12MW-182C-0074-GF

TOTAL Metals

Lot-Sample #...: A5G150118-012 **Matrix.....:** WG
Date Sampled...: 07/14/05 13:12 **Date Received..:** 07/15/05

PARAMETER	RESULT	REPORTING LIMIT	UNITS	METHOD	PREPARATION-ANALYSIS DATE	WORK ORDER #
Prep Batch #...: 5202016						
Aluminum	ND	200	ug/L	SW846 6010B	07/21-07/26/05	HFJ161AH
		Dilution Factor: 1		Analysis Time..: 15:44	Analyst ID.....: 002260	
		Instrument ID..: I5				
Arsenic	**38.7**	**10.0**	**ug/L**	**SW846 6010B**	**07/21-07/26/05**	**HFJ161AE**
		Dilution Factor: 1		Analysis Time..: 15:44	Analyst ID.....: 002260	
		Instrument ID..: I5				
Lead	ND	10.0	ug/L	SW846 6010B	07/21-07/26/05	HFJ161AF
		Dilution Factor: 1		Analysis Time..: 15:44	Analyst ID.....: 002260	
		Instrument ID..: I5				
Antimony	ND	100	ug/L	SW846 6010B	07/21-07/26/05	HFJ161AJ
		Dilution Factor: 1		Analysis Time..: 15:44	Analyst ID.....: 002260	
		Instrument ID..: I5				
Barium	**87.8**	**10.0**	**ug/L**	**SW846 6010B**	**07/21-07/26/05**	**HFJ161AK**
		Dilution Factor: 1		Analysis Time..: 15:44	Analyst ID.....: 002260	
		Instrument ID..: I5				
Selenium	ND	10.0	ug/L	SW846 6010B	07/21-07/26/05	HFJ161AG
		Dilution Factor: 1		Analysis Time..: 15:44	Analyst ID.....: 002260	
		Instrument ID..: I5				
Beryllium	ND	10.0	ug/L	SW846 6010B	07/21-07/26/05	HFJ161AL
		Dilution Factor: 1		Analysis Time..: 15:44	Analyst ID.....: 002260	
		Instrument ID..: I5				
Cadmium	ND	10.0	ug/L	SW846 6010B	07/21-07/26/05	HFJ161AM
		Dilution Factor: 1		Analysis Time..: 15:44	Analyst ID.....: 002260	
		Instrument ID..: I5				
Calcium	**89300 J**	**1000**	**ug/L**	**SW846 6010B**	**07/21-07/26/05**	**HFJ161AN**
		Dilution Factor: 1		Analysis Time..: 15:44	Analyst ID.....: 002260	
		Instrument ID..: I5				
Chromium	ND	20.0	ug/L	SW846 6010B	07/21-07/26/05	HFJ161AP
		Dilution Factor: 1		Analysis Time..: 15:44	Analyst ID.....: 002260	
		Instrument ID..: I5				

(Continued on next page)

SpecPro Inc

Client Sample ID: FWGLL12MW-182C-0074-GF

TOTAL Metals

Lot-Sample #...: A5G150118-012 **Matrix.....:** WG

PARAMETER	RESULT	REPORTING LIMIT	UNITS	METHOD	PREPARATION-ANALYSIS DATE	WORK ORDER #
Cobalt	ND	20.0	ug/L	SW846 6010B	07/21-07/26/05	HFJ161AQ
		Dilution Factor: 1		Analysis Time..: 15:44	Analyst ID.....: 002260	
		Instrument ID..: I5				
Copper	ND	20.0	ug/L	SW846 6010B	07/21-07/26/05	HFJ161AR
		Dilution Factor: 1		Analysis Time..: 15:44	Analyst ID.....: 002260	
		Instrument ID..: I5				
Iron	**694 B**	**1000**	**ug/L**	**SW846 6010B**	**07/21-07/26/05**	**HFJ161AT**
		Dilution Factor: 1		Analysis Time..: 15:44	Analyst ID.....: 002260	
		Instrument ID..: I5				
Magnesium	**68700**	**1000**	**ug/L**	**SW846 6010B**	**07/21-07/26/05**	**HFJ161AU**
		Dilution Factor: 1		Analysis Time..: 15:44	Analyst ID.....: 002260	
		Instrument ID..: I5				
Manganese	**54.2 B**	**100**	**ug/L**	**SW846 6010B**	**07/21-07/26/05**	**HFJ161AV**
		Dilution Factor: 1		Analysis Time..: 15:44	Analyst ID.....: 002260	
		Instrument ID..: I5				
Nickel	ND	20.0	ug/L	SW846 6010B	07/21-07/26/05	HFJ161AW
		Dilution Factor: 1		Analysis Time..: 15:44	Analyst ID.....: 002260	
		Instrument ID..: I5				
Potassium	**4030 B,J**	**5000**	**ug/L**	**SW846 6010B**	**07/21-07/26/05**	**HFJ161AX**
		Dilution Factor: 1		Analysis Time..: 15:44	Analyst ID.....: 002260	
		Instrument ID..: I5				
Silver	ND	20.0	ug/L	SW846 6010B	07/21-07/26/05	HFJ161A0
		Dilution Factor: 1		Analysis Time..: 15:44	Analyst ID.....: 002260	
		Instrument ID..: I5				
Sodium	**27100**	**1000**	**ug/L**	**SW846 6010B**	**07/21-07/26/05**	**HFJ161A1**
		Dilution Factor: 1		Analysis Time..: 15:44	Analyst ID.....: 002260	
		Instrument ID..: I5				
Vanadium	ND	20.0	ug/L	SW846 6010B	07/21-07/26/05	HFJ161A2
		Dilution Factor: 1		Analysis Time..: 15:44	Analyst ID.....: 002260	
		Instrument ID..: I5				

(Continued on next page)

SpecPro Inc

Client Sample ID: FWGLL12MW-182C-0074-GF

TOTAL Metals

Lot-Sample #...: A5G150118-012 **Matrix.....:** WG

PARAMETER	RESULT	REPORTING LIMIT	UNITS	METHOD	PREPARATION-ANALYSIS DATE	WORK ORDER #
Zinc	ND	100	ug/L	SW846 6010B	07/21-07/26/05	HFJ161AA
		Dilution Factor: 1		Analysis Time..: 15:44	Analyst ID.....: 002260	
		Instrument ID..: I5				
Mercury	ND	0.20	ug/L	SW846 7470A	07/21/05	HFJ161AD
		Dilution Factor: 1		Analysis Time..: 14:13	Analyst ID.....: 001086	
		Instrument ID..: H1				
Thallium	ND	1.0	ug/L	SW846 6020	07/21-07/25/05	HFJ161AC
		Dilution Factor: 1		Analysis Time..: 19:11	Analyst ID.....: 001619	
		Instrument ID..: I7				

NOTE(S):

J Method blank contamination. The associated method blank contains the target analyte at a reportable level.

B Estimated result. Result is less than RL.

SpecPro Inc

Client Sample ID: FWGLL12MW-183C-0075-GF

TOTAL Metals

Lot-Sample #...: A5G150118-014 **Matrix.....:** WG
Date Sampled...: 07/14/05 15:06 **Date Received..:** 07/15/05

PARAMETER	RESULT	REPORTING LIMIT	UNITS	METHOD	PREPARATION-ANALYSIS DATE	WORK ORDER #
Prep Batch #...: 5202016						
Aluminum	ND	200	ug/L	SW846 6010B	07/21-07/26/05	HFJ2P1AH
		Dilution Factor: 1		Analysis Time..: 15:48	Analyst ID.....: 002260	
		Instrument ID..: I5				
Arsenic	**41.7**	**10.0**	**ug/L**	**SW846 6010B**	**07/21-07/26/05**	**HFJ2P1AE**
		Dilution Factor: 1		Analysis Time..: 15:48	Analyst ID.....: 002260	
		Instrument ID..: I5				
Lead	ND	10.0	ug/L	SW846 6010B	07/21-07/26/05	HFJ2P1AF
		Dilution Factor: 1		Analysis Time..: 15:48	Analyst ID.....: 002260	
		Instrument ID..: I5				
Antimony	ND	100	ug/L	SW846 6010B	07/21-07/26/05	HFJ2P1AJ
		Dilution Factor: 1		Analysis Time..: 15:48	Analyst ID.....: 002260	
		Instrument ID..: I5				
Barium	**76.4**	**10.0**	**ug/L**	**SW846 6010B**	**07/21-07/26/05**	**HFJ2P1AK**
		Dilution Factor: 1		Analysis Time..: 15:48	Analyst ID.....: 002260	
		Instrument ID..: I5				
Selenium	**3.2 B**	**10.0**	**ug/L**	**SW846 6010B**	**07/21-07/26/05**	**HFJ2P1AG**
		Dilution Factor: 1		Analysis Time..: 15:48	Analyst ID.....: 002260	
		Instrument ID..: I5				
Beryllium	ND	10.0	ug/L	SW846 6010B	07/21-07/26/05	HFJ2P1AL
		Dilution Factor: 1		Analysis Time..: 15:48	Analyst ID.....: 002260	
		Instrument ID..: I5				
Cadmium	ND	10.0	ug/L	SW846 6010B	07/21-07/26/05	HFJ2P1AM
		Dilution Factor: 1		Analysis Time..: 15:48	Analyst ID.....: 002260	
		Instrument ID..: I5				
Calcium	**115000 J**	**1000**	**ug/L**	**SW846 6010B**	**07/21-07/26/05**	**HFJ2P1AN**
		Dilution Factor: 1		Analysis Time..: 15:48	Analyst ID.....: 002260	
		Instrument ID..: I5				
Chromium	ND	20.0	ug/L	SW846 6010B	07/21-07/26/05	HFJ2P1AP
		Dilution Factor: 1		Analysis Time..: 15:48	Analyst ID.....: 002260	
		Instrument ID..: I5				

(Continued on next page)

SpecPro Inc

Client Sample ID: FWGLL12MW-183C-0075-GF

TOTAL Metals

Lot-Sample #...: A5G150118-014 **Matrix.....:** WG

PARAMETER	RESULT	REPORTING LIMIT	UNITS	METHOD	PREPARATION-ANALYSIS DATE	WORK ORDER #
Cobalt	ND	20.0	ug/L	SW846 6010B	07/21-07/26/05	HFJ2P1AQ
		Dilution Factor: 1		Analysis Time..: 15:48	Analyst ID.....: 002260	
		Instrument ID..: I5				
Copper	ND	20.0	ug/L	SW846 6010B	07/21-07/26/05	HFJ2P1AR
		Dilution Factor: 1		Analysis Time..: 15:48	Analyst ID.....: 002260	
		Instrument ID..: I5				
Iron	**1420**	**1000**	**ug/L**	**SW846 6010B**	**07/21-07/26/05**	**HFJ2P1AT**
		Dilution Factor: 1		Analysis Time..: 15:48	Analyst ID.....: 002260	
		Instrument ID..: I5				
Magnesium	**45200**	**1000**	**ug/L**	**SW846 6010B**	**07/21-07/26/05**	**HFJ2P1AU**
		Dilution Factor: 1		Analysis Time..: 15:48	Analyst ID.....: 002260	
		Instrument ID..: I5				
Manganese	**70.7 B**	**100**	**ug/L**	**SW846 6010B**	**07/21-07/26/05**	**HFJ2P1AV**
		Dilution Factor: 1		Analysis Time..: 15:48	Analyst ID.....: 002260	
		Instrument ID..: I5				
Nickel	ND	20.0	ug/L	SW846 6010B	07/21-07/26/05	HFJ2P1AW
		Dilution Factor: 1		Analysis Time..: 15:48	Analyst ID.....: 002260	
		Instrument ID..: I5				
Potassium	**3250 B,J**	**5000**	**ug/L**	**SW846 6010B**	**07/21-07/26/05**	**HFJ2P1AX**
		Dilution Factor: 1		Analysis Time..: 15:48	Analyst ID.....: 002260	
		Instrument ID..: I5				
Silver	ND	20.0	ug/L	SW846 6010B	07/21-07/26/05	HFJ2P1A0
		Dilution Factor: 1		Analysis Time..: 15:48	Analyst ID.....: 002260	
		Instrument ID..: I5				
Sodium	**16800**	**1000**	**ug/L**	**SW846 6010B**	**07/21-07/26/05**	**HFJ2P1A1**
		Dilution Factor: 1		Analysis Time..: 15:48	Analyst ID.....: 002260	
		Instrument ID..: I5				
Vanadium	ND	20.0	ug/L	SW846 6010B	07/21-07/26/05	HFJ2P1A2
		Dilution Factor: 1		Analysis Time..: 15:48	Analyst ID.....: 002260	
		Instrument ID..: I5				

(Continued on next page)

SpecPro Inc

Client Sample ID: FWGLL12MW-183C-0075-GF

TOTAL Metals

Lot-Sample #...: A5G150118-014 **Matrix.....:** WG

PARAMETER	RESULT	REPORTING LIMIT	UNITS	METHOD	PREPARATION-ANALYSIS DATE	WORK ORDER #
Zinc	ND	100	ug/L	SW846 6010B	07/21-07/26/05	HFJ2P1AA
		Dilution Factor: 1		Analysis Time..: 15:48	Analyst ID.....: 002260	
		Instrument ID..: I5				
Mercury	ND	0.20	ug/L	SW846 7470A	07/21/05	HFJ2P1AD
		Dilution Factor: 1		Analysis Time..: 14:17	Analyst ID.....: 001086	
		Instrument ID..: H1				
Thallium	ND	1.0	ug/L	SW846 6020	07/21-07/25/05	HFJ2P1AC
		Dilution Factor: 1		Analysis Time..: 19:15	Analyst ID.....: 001619	
		Instrument ID..: I7				

NOTE(S):

B Estimated result. Result is less than RL.

J Method blank contamination. The associated method blank contains the target analyte at a reportable level.

SpecPro Inc

Client Sample ID: FWGCBPMW-005C-0077-GF

TOTAL Metals

Lot-Sample #...: A5G150118-016 **Matrix.....:** WG
Date Sampled...: 07/14/05 11:51 **Date Received..:** 07/15/05

PARAMETER	RESULT	REPORTING LIMIT	UNITS	METHOD	PREPARATION-ANALYSIS DATE	WORK ORDER #
Prep Batch #...: 5202016						
Aluminum	ND	200	ug/L	SW846 6010B	07/21-07/26/05	HFJ2W1AW
		Dilution Factor: 1		Analysis Time..: 15:53	Analyst ID.....: 002260	
		Instrument ID..: I5				
Arsenic	**16.4**	**10.0**	**ug/L**	**SW846 6010B**	**07/21-07/26/05**	**HFJ2W1AL**
		Dilution Factor: 1		Analysis Time..: 15:53	Analyst ID.....: 002260	
		Instrument ID..: I5				
Lead	ND	10.0	ug/L	SW846 6010B	07/21-07/26/05	HFJ2W1AP
		Dilution Factor: 1		Analysis Time..: 15:53	Analyst ID.....: 002260	
		Instrument ID..: I5				
Antimony	ND	100	ug/L	SW846 6010B	07/21-07/26/05	HFJ2W1A1
		Dilution Factor: 1		Analysis Time..: 15:53	Analyst ID.....: 002260	
		Instrument ID..: I5				
Barium	**38.3**	**10.0**	**ug/L**	**SW846 6010B**	**07/21-07/26/05**	**HFJ2W1A4**
		Dilution Factor: 1		Analysis Time..: 15:53	Analyst ID.....: 002260	
		Instrument ID..: I5				
Selenium	ND	10.0	ug/L	SW846 6010B	07/21-07/26/05	HFJ2W1AT
		Dilution Factor: 1		Analysis Time..: 15:53	Analyst ID.....: 002260	
		Instrument ID..: I5				
Beryllium	ND	10.0	ug/L	SW846 6010B	07/21-07/26/05	HFJ2W1A7
		Dilution Factor: 1		Analysis Time..: 15:53	Analyst ID.....: 002260	
		Instrument ID..: I5				
Cadmium	ND	10.0	ug/L	SW846 6010B	07/21-07/26/05	HFJ2W1CA
		Dilution Factor: 1		Analysis Time..: 15:53	Analyst ID.....: 002260	
		Instrument ID..: I5				
Calcium	**77000 J**	**1000**	**ug/L**	**SW846 6010B**	**07/21-07/26/05**	**HFJ2W1CE**
		Dilution Factor: 1		Analysis Time..: 15:53	Analyst ID.....: 002260	
		Instrument ID..: I5				
Chromium	ND	20.0	ug/L	SW846 6010B	07/21-07/26/05	HFJ2W1CH
		Dilution Factor: 1		Analysis Time..: 15:53	Analyst ID.....: 002260	
		Instrument ID..: I5				

(Continued on next page)

SpecPro Inc

Client Sample ID: FWGCBPMW-005C-0077-GF

TOTAL Metals

Lot-Sample #...: A5G150118-016 **Matrix.....:** WG

PARAMETER	RESULT	REPORTING LIMIT	UNITS	METHOD	PREPARATION-ANALYSIS DATE	WORK ORDER #
Cobalt	ND	20.0	ug/L	SW846 6010B	07/21-07/26/05	HFJ2W1CL
		Dilution Factor: 1		Analysis Time..: 15:53	Analyst ID.....: 002260	
		Instrument ID..: I5				
Copper	ND	20.0	ug/L	SW846 6010B	07/21-07/26/05	HFJ2W1CP
		Dilution Factor: 1		Analysis Time..: 15:53	Analyst ID.....: 002260	
		Instrument ID..: I5				
Iron	**936 B**	**1000**	**ug/L**	**SW846 6010B**	**07/21-07/26/05**	**HFJ2W1CT**
		Dilution Factor: 1		Analysis Time..: 15:53	Analyst ID.....: 002260	
		Instrument ID..: I5				
Magnesium	**34800**	**1000**	**ug/L**	**SW846 6010B**	**07/21-07/26/05**	**HFJ2W1CW**
		Dilution Factor: 1		Analysis Time..: 15:53	Analyst ID.....: 002260	
		Instrument ID..: I5				
Manganese	**52.0 B**	**100**	**ug/L**	**SW846 6010B**	**07/21-07/26/05**	**HFJ2W1C1**
		Dilution Factor: 1		Analysis Time..: 15:53	Analyst ID.....: 002260	
		Instrument ID..: I5				
Nickel	ND	20.0	ug/L	SW846 6010B	07/21-07/26/05	HFJ2W1C4
		Dilution Factor: 1		Analysis Time..: 15:53	Analyst ID.....: 002260	
		Instrument ID..: I5				
Potassium	**3050 B,J**	**5000**	**ug/L**	**SW846 6010B**	**07/21-07/26/05**	**HFJ2W1C7**
		Dilution Factor: 1		Analysis Time..: 15:53	Analyst ID.....: 002260	
		Instrument ID..: I5				
Silver	ND	20.0	ug/L	SW846 6010B	07/21-07/26/05	HFJ2W1DA
		Dilution Factor: 1		Analysis Time..: 15:53	Analyst ID.....: 002260	
		Instrument ID..: I5				
Sodium	**24900**	**1000**	**ug/L**	**SW846 6010B**	**07/21-07/26/05**	**HFJ2W1DE**
		Dilution Factor: 1		Analysis Time..: 15:53	Analyst ID.....: 002260	
		Instrument ID..: I5				
Vanadium	ND	20.0	ug/L	SW846 6010B	07/21-07/26/05	HFJ2W1DH
		Dilution Factor: 1		Analysis Time..: 15:53	Analyst ID.....: 002260	
		Instrument ID..: I5				

(Continued on next page)

SpecPro Inc

Client Sample ID: FWGCBPMW-005C-0077-GF

TOTAL Metals

Lot-Sample #...: A5G150118-016 **Matrix.....:** WG

PARAMETER	RESULT	REPORTING LIMIT	UNITS	METHOD	PREPARATION-ANALYSIS DATE	WORK ORDER #
Zinc	ND	100	ug/L	SW846 6010B	07/21-07/26/05	HFJ2W1AA
		Dilution Factor: 1		Analysis Time..: 15:53	Analyst ID.....: 002260	
		Instrument ID..: I5				
Mercury	ND	0.20	ug/L	SW846 7470A	07/21/05	HFJ2W1AH
		Dilution Factor: 1		Analysis Time..: 14:19	Analyst ID.....: 001086	
		Instrument ID..: H1				
Thallium	ND	1.0	ug/L	SW846 6020	07/21-07/25/05	HFJ2W1AE
		Dilution Factor: 1		Analysis Time..: 19:18	Analyst ID.....: 001619	
		Instrument ID..: I7				

NOTE(S):

J Method blank contamination. The associated method blank contains the target analyte at a reportable level.

B Estimated result. Result is less than RL.

SpecPro Inc

Client Sample ID: FWGCBPMW-007C-0078-GF

TOTAL Metals

Lot-Sample #...: A5G150118-018 **Matrix.....:** WG
Date Sampled...: 07/14/05 14:22 **Date Received..:** 07/15/05

PARAMETER	RESULT	REPORTING LIMIT	UNITS	METHOD	PREPARATION-ANALYSIS DATE	WORK ORDER #
Prep Batch #...: 5202016						
Aluminum	ND	200	ug/L	SW846 6010B	07/21-07/26/05	HFJ231AH
		Dilution Factor: 1		Analysis Time..: 16:27	Analyst ID.....: 002260	
		Instrument ID..: I5				
Arsenic	**8.6 B**	**10.0**	**ug/L**	**SW846 6010B**	**07/21-07/26/05**	**HFJ231AE**
		Dilution Factor: 1		Analysis Time..: 16:27	Analyst ID.....: 002260	
		Instrument ID..: I5				
Lead	ND	10.0	ug/L	SW846 6010B	07/21-07/26/05	HFJ231AF
		Dilution Factor: 1		Analysis Time..: 16:27	Analyst ID.....: 002260	
		Instrument ID..: I5				
Antimony	ND	100	ug/L	SW846 6010B	07/21-07/26/05	HFJ231AJ
		Dilution Factor: 1		Analysis Time..: 16:27	Analyst ID.....: 002260	
		Instrument ID..: I5				
Barium	**12.6**	**10.0**	**ug/L**	**SW846 6010B**	**07/21-07/26/05**	**HFJ231AK**
		Dilution Factor: 1		Analysis Time..: 16:27	Analyst ID.....: 002260	
		Instrument ID..: I5				
Selenium	**2.8 B**	**10.0**	**ug/L**	**SW846 6010B**	**07/21-07/26/05**	**HFJ231AG**
		Dilution Factor: 1		Analysis Time..: 16:27	Analyst ID.....: 002260	
		Instrument ID..: I5				
Beryllium	ND	10.0	ug/L	SW846 6010B	07/21-07/26/05	HFJ231AL
		Dilution Factor: 1		Analysis Time..: 16:27	Analyst ID.....: 002260	
		Instrument ID..: I5				
Cadmium	ND	10.0	ug/L	SW846 6010B	07/21-07/26/05	HFJ231AM
		Dilution Factor: 1		Analysis Time..: 16:27	Analyst ID.....: 002260	
		Instrument ID..: I5				
Calcium	**178000 J**	**1000**	**ug/L**	**SW846 6010B**	**07/21-07/26/05**	**HFJ231AN**
		Dilution Factor: 1		Analysis Time..: 16:27	Analyst ID.....: 002260	
		Instrument ID..: I5				
Chromium	ND	20.0	ug/L	SW846 6010B	07/21-07/26/05	HFJ231AP
		Dilution Factor: 1		Analysis Time..: 16:27	Analyst ID.....: 002260	
		Instrument ID..: I5				

(Continued on next page)

SpecPro Inc

Client Sample ID: FWGCBPMW-007C-0078-GF

TOTAL Metals

Lot-Sample #...: A5G150118-018 **Matrix.....:** WG

PARAMETER	RESULT	REPORTING LIMIT	UNITS	METHOD	PREPARATION-ANALYSIS DATE	WORK ORDER #
Cobalt	ND	20.0	ug/L	SW846 6010B	07/21-07/26/05	HFJ231AQ
		Dilution Factor: 1		Analysis Time..: 16:27	Analyst ID.....: 002260	
		Instrument ID..: I5				
Copper	ND	20.0	ug/L	SW846 6010B	07/21-07/26/05	HFJ231AR
		Dilution Factor: 1		Analysis Time..: 16:27	Analyst ID.....: 002260	
		Instrument ID..: I5				
Iron	**624 B**	**1000**	**ug/L**	**SW846 6010B**	**07/21-07/26/05**	**HFJ231AT**
		Dilution Factor: 1		Analysis Time..: 17:24	Analyst ID.....: 002260	
		Instrument ID..: I5				
Magnesium	**91800**	**1000**	**ug/L**	**SW846 6010B**	**07/21-07/26/05**	**HFJ231AU**
		Dilution Factor: 1		Analysis Time..: 16:27	Analyst ID.....: 002260	
		Instrument ID..: I5				
Manganese	**101**	**100**	**ug/L**	**SW846 6010B**	**07/21-07/26/05**	**HFJ231AV**
		Dilution Factor: 1		Analysis Time..: 16:27	Analyst ID.....: 002260	
		Instrument ID..: I5				
Nickel	ND	20.0	ug/L	SW846 6010B	07/21-07/26/05	HFJ231AW
		Dilution Factor: 1		Analysis Time..: 16:27	Analyst ID.....: 002260	
		Instrument ID..: I5				
Potassium	**5030 J**	**5000**	**ug/L**	**SW846 6010B**	**07/21-07/26/05**	**HFJ231AX**
		Dilution Factor: 1		Analysis Time..: 16:27	Analyst ID.....: 002260	
		Instrument ID..: I5				
Silver	ND	20.0	ug/L	SW846 6010B	07/21-07/26/05	HFJ231A0
		Dilution Factor: 1		Analysis Time..: 16:27	Analyst ID.....: 002260	
		Instrument ID..: I5				
Sodium	**132000**	**1000**	**ug/L**	**SW846 6010B**	**07/21-07/26/05**	**HFJ231A1**
		Dilution Factor: 1		Analysis Time..: 16:27	Analyst ID.....: 002260	
		Instrument ID..: I5				
Vanadium	ND	20.0	ug/L	SW846 6010B	07/21-07/26/05	HFJ231A2
		Dilution Factor: 1		Analysis Time..: 16:27	Analyst ID.....: 002260	
		Instrument ID..: I5				

(Continued on next page)

SpecPro Inc

Client Sample ID: FWGCBPMW-007C-0078-GF

TOTAL Metals

Lot-Sample #...: A5G150118-018 **Matrix.....:** WG

PARAMETER	RESULT	REPORTING LIMIT	UNITS	METHOD	PREPARATION-ANALYSIS DATE	WORK ORDER #
Zinc	**7.6 B**	**100**	**ug/L**	**SW846 6010B**	**07/21-07/26/05**	**HFJ231AA**
		Dilution Factor: 1		Analysis Time..: 16:27	Analyst ID.....: 002260	
		Instrument ID..: I5				
Mercury	ND	0.20	ug/L	SW846 7470A	07/21/05	HFJ231AD
		Dilution Factor: 1		Analysis Time..: 14:16	Analyst ID.....: 001086	
		Instrument ID..: H1				
Thallium	ND	1.0	ug/L	SW846 6020	07/21-07/25/05	HFJ231AC
		Dilution Factor: 1		Analysis Time..: 19:33	Analyst ID.....: 001619	
		Instrument ID..: I7				

NOTE(S):

B Estimated result. Result is less than RL.

J Method blank contamination. The associated method blank contains the target analyte at a reportable level.

SpecPro Inc

Client Sample ID: FWGWBGmw-006C-0080-gf

TOTAL Metals

Lot-Sample #...: A5G150118-020 **Matrix.....:** WG
Date Sampled...: 07/14/05 15:26 **Date Received..:** 07/15/05

PARAMETER	RESULT	REPORTING LIMIT	UNITS	METHOD	PREPARATION-ANALYSIS DATE	WORK ORDER #
Prep Batch #...: 5202016						
Aluminum	ND	200	ug/L	SW846 6010B	07/21-07/26/05	HFJ3A1AH
		Dilution Factor: 1		Analysis Time..: 16:32	Analyst ID.....: 002260	
		Instrument ID..: I5				
Arsenic	ND	10.0	ug/L	SW846 6010B	07/21-07/26/05	HFJ3A1AE
		Dilution Factor: 1		Analysis Time..: 16:32	Analyst ID.....: 002260	
		Instrument ID..: I5				
Lead	ND	10.0	ug/L	SW846 6010B	07/21-07/26/05	HFJ3A1AF
		Dilution Factor: 1		Analysis Time..: 16:32	Analyst ID.....: 002260	
		Instrument ID..: I5				
Antimony	ND	100	ug/L	SW846 6010B	07/21-07/26/05	HFJ3A1AJ
		Dilution Factor: 1		Analysis Time..: 16:32	Analyst ID.....: 002260	
		Instrument ID..: I5				
Barium	**24.8**	**10.0**	**ug/L**	**SW846 6010B**	**07/21-07/26/05**	**HFJ3A1AK**
		Dilution Factor: 1		Analysis Time..: 16:32	Analyst ID.....: 002260	
		Instrument ID..: I5				
Selenium	ND	10.0	ug/L	SW846 6010B	07/21-07/26/05	HFJ3A1AG
		Dilution Factor: 1		Analysis Time..: 16:32	Analyst ID.....: 002260	
		Instrument ID..: I5				
Beryllium	ND	10.0	ug/L	SW846 6010B	07/21-07/26/05	HFJ3A1AL
		Dilution Factor: 1		Analysis Time..: 16:32	Analyst ID.....: 002260	
		Instrument ID..: I5				
Cadmium	ND	10.0	ug/L	SW846 6010B	07/21-07/26/05	HFJ3A1AM
		Dilution Factor: 1		Analysis Time..: 16:32	Analyst ID.....: 002260	
		Instrument ID..: I5				
Calcium	**65300 J**	**1000**	**ug/L**	**SW846 6010B**	**07/21-07/26/05**	**HFJ3A1AN**
		Dilution Factor: 1		Analysis Time..: 16:32	Analyst ID.....: 002260	
		Instrument ID..: I5				
Chromium	ND	20.0	ug/L	SW846 6010B	07/21-07/26/05	HFJ3A1AP
		Dilution Factor: 1		Analysis Time..: 16:32	Analyst ID.....: 002260	
		Instrument ID..: I5				

(Continued on next page)

SpecPro Inc

Client Sample ID: FWGWBGmw-006C-0080-gf

TOTAL Metals

Lot-Sample #...: A5G150118-020 **Matrix.....:** WG

PARAMETER	RESULT	REPORTING LIMIT	UNITS	METHOD	PREPARATION-ANALYSIS DATE	WORK ORDER #
Cobalt	ND	20.0	ug/L	SW846 6010B	07/21-07/26/05	HFJ3A1AQ
		Dilution Factor: 1		Analysis Time..: 16:32	Analyst ID.....: 002260	
		Instrument ID..: I5				
Copper	ND	20.0	ug/L	SW846 6010B	07/21-07/26/05	HFJ3A1AR
		Dilution Factor: 1		Analysis Time..: 16:32	Analyst ID.....: 002260	
		Instrument ID..: I5				
Iron	ND	1000	ug/L	SW846 6010B	07/21-07/26/05	HFJ3A1AT
		Dilution Factor: 1		Analysis Time..: 17:28	Analyst ID.....: 002260	
		Instrument ID..: I5				
Magnesium	**21100**	**1000**	**ug/L**	**SW846 6010B**	**07/21-07/26/05**	**HFJ3A1AU**
		Dilution Factor: 1		Analysis Time..: 16:32	Analyst ID.....: 002260	
		Instrument ID..: I5				
Manganese	**52.8 B**	**100**	**ug/L**	**SW846 6010B**	**07/21-07/26/05**	**HFJ3A1AV**
		Dilution Factor: 1		Analysis Time..: 16:32	Analyst ID.....: 002260	
		Instrument ID..: I5				
Nickel	ND	20.0	ug/L	SW846 6010B	07/21-07/26/05	HFJ3A1AW
		Dilution Factor: 1		Analysis Time..: 16:32	Analyst ID.....: 002260	
		Instrument ID..: I5				
Potassium	**820 B,J**	**5000**	**ug/L**	**SW846 6010B**	**07/21-07/26/05**	**HFJ3A1AX**
		Dilution Factor: 1		Analysis Time..: 16:32	Analyst ID.....: 002260	
		Instrument ID..: I5				
Silver	ND	20.0	ug/L	SW846 6010B	07/21-07/26/05	HFJ3A1A0
		Dilution Factor: 1		Analysis Time..: 16:32	Analyst ID.....: 002260	
		Instrument ID..: I5				
Sodium	**6190**	**1000**	**ug/L**	**SW846 6010B**	**07/21-07/26/05**	**HFJ3A1A1**
		Dilution Factor: 1		Analysis Time..: 16:32	Analyst ID.....: 002260	
		Instrument ID..: I5				
Vanadium	ND	20.0	ug/L	SW846 6010B	07/21-07/26/05	HFJ3A1A2
		Dilution Factor: 1		Analysis Time..: 16:32	Analyst ID.....: 002260	
		Instrument ID..: I5				

(Continued on next page)

SpecPro Inc

Client Sample ID: FWGWBGmw-006C-0080-gf

TOTAL Metals

Lot-Sample #...: A5G150118-020 **Matrix.....:** WG

PARAMETER	RESULT	REPORTING LIMIT	UNITS	METHOD	PREPARATION-ANALYSIS DATE	WORK ORDER #
Zinc	ND	100	ug/L	SW846 6010B	07/21-07/26/05	HFJ3A1AA
		Dilution Factor: 1		Analysis Time..: 16:32	Analyst ID.....: 002260	
		Instrument ID..: I5				
Mercury	ND	0.20	ug/L	SW846 7470A	07/21/05	HFJ3A1AD
		Dilution Factor: 1		Analysis Time..: 14:18	Analyst ID.....: 001086	
		Instrument ID..: H1				
Thallium	ND	1.0	ug/L	SW846 6020	07/21-07/25/05	HFJ3A1AC
		Dilution Factor: 1		Analysis Time..: 19:37	Analyst ID.....: 001619	
		Instrument ID..: I7				

NOTE(S):

J Method blank contamination. The associated method blank contains the target analyte at a reportable level.

B Estimated result. Result is less than RL.

METHOD BLANK REPORT

TOTAL Metals

Client Lot #...: A5G150118 **Matrix.....:** WATER

PARAMETER	RESULT	REPORTING LIMIT	UNITS	METHOD	PREPARATION-ANALYSIS DATE	WORK ORDER #
MB Lot-Sample #: A5G210000-016 **Prep Batch #...:** 5202016						
Aluminum	ND	200	ug/L	SW846 6010B	07/21-07/26/05	HFXV31AH
		Dilution Factor: 1				
		Analysis Time..: 14:45	Analyst ID.....: 002260		Instrument ID..: I5	
Arsenic	ND	10.0	ug/L	SW846 6010B	07/21-07/26/05	HFXV31AE
		Dilution Factor: 1				
		Analysis Time..: 14:45	Analyst ID.....: 002260		Instrument ID..: I5	
Antimony	ND	100	ug/L	SW846 6010B	07/21-07/26/05	HFXV31AJ
		Dilution Factor: 1				
		Analysis Time..: 14:45	Analyst ID.....: 002260		Instrument ID..: I5	
Lead	ND	10.0	ug/L	SW846 6010B	07/21-07/26/05	HFXV31AF
		Dilution Factor: 1				
		Analysis Time..: 14:45	Analyst ID.....: 002260		Instrument ID..: I5	
Barium	ND	10.0	ug/L	SW846 6010B	07/21-07/26/05	HFXV31AK
		Dilution Factor: 1				
		Analysis Time..: 14:45	Analyst ID.....: 002260		Instrument ID..: I5	
Selenium	ND	10.0	ug/L	SW846 6010B	07/21-07/26/05	HFXV31AG
		Dilution Factor: 1				
		Analysis Time..: 14:45	Analyst ID.....: 002260		Instrument ID..: I5	
Beryllium	ND	10.0	ug/L	SW846 6010B	07/21-07/26/05	HFXV31AL
		Dilution Factor: 1				
		Analysis Time..: 14:45	Analyst ID.....: 002260		Instrument ID..: I5	
Cadmium	ND	10.0	ug/L	SW846 6010B	07/21-07/26/05	HFXV31AM
		Dilution Factor: 1				
		Analysis Time..: 14:45	Analyst ID.....: 002260		Instrument ID..: I5	
Calcium	**81.3 B**	**1000**	**ug/L**	**SW846 6010B**	**07/21-07/26/05**	**HFXV31AN**
		Dilution Factor: 1				
		Analysis Time..: 14:45	Analyst ID.....: 002260		Instrument ID..: I5	
Chromium	ND	20.0	ug/L	SW846 6010B	07/21-07/26/05	HFXV31AP
		Dilution Factor: 1				
		Analysis Time..: 14:45	Analyst ID.....: 002260		Instrument ID..: I5	
Cobalt	ND	20.0	ug/L	SW846 6010B	07/21-07/26/05	HFXV31AQ
		Dilution Factor: 1				
		Analysis Time..: 14:45	Analyst ID.....: 002260		Instrument ID..: I5	

(Continued on next page)

METHOD BLANK REPORT

TOTAL Metals

Client Lot #...: A5G150118 **Matrix.....:** WATER

PARAMETER	RESULT	REPORTING LIMIT	UNITS	METHOD	PREPARATION-ANALYSIS DATE	WORK ORDER #
Copper	ND	20.0	ug/L	SW846 6010B	07/21-07/26/05	HFXV31AR
		Dilution Factor: 1				
		Analysis Time..: 14:45	Analyst ID.....: 002260		Instrument ID..: I5	
Iron	ND	1000	ug/L	SW846 6010B	07/21-07/26/05	HFXV31AT
		Dilution Factor: 1				
		Analysis Time..: 14:45	Analyst ID.....: 002260		Instrument ID..: I5	
Magnesium	ND	1000	ug/L	SW846 6010B	07/21-07/26/05	HFXV31AU
		Dilution Factor: 1				
		Analysis Time..: 14:45	Analyst ID.....: 002260		Instrument ID..: I5	
Manganese	ND	100	ug/L	SW846 6010B	07/21-07/26/05	HFXV31AV
		Dilution Factor: 1				
		Analysis Time..: 14:45	Analyst ID.....: 002260		Instrument ID..: I5	
Nickel	ND	20.0	ug/L	SW846 6010B	07/21-07/26/05	HFXV31AW
		Dilution Factor: 1				
		Analysis Time..: 14:45	Analyst ID.....: 002260		Instrument ID..: I5	
Potassium	**144 B**	**5000**	**ug/L**	**SW846 6010B**	**07/21-07/26/05**	**HFXV31AX**
		Dilution Factor: 1				
		Analysis Time..: 14:45	Analyst ID.....: 002260		Instrument ID..: I5	
Silver	ND	20.0	ug/L	SW846 6010B	07/21-07/26/05	HFXV31A0
		Dilution Factor: 1				
		Analysis Time..: 14:45	Analyst ID.....: 002260		Instrument ID..: I5	
Sodium	ND	1000	ug/L	SW846 6010B	07/21-07/26/05	HFXV31A1
		Dilution Factor: 1				
		Analysis Time..: 14:45	Analyst ID.....: 002260		Instrument ID..: I5	
Vanadium	ND	20.0	ug/L	SW846 6010B	07/21-07/26/05	HFXV31A2
		Dilution Factor: 1				
		Analysis Time..: 14:45	Analyst ID.....: 002260		Instrument ID..: I5	
Zinc	ND	100	ug/L	SW846 6010B	07/21-07/26/05	HFXV31AA
		Dilution Factor: 1				
		Analysis Time..: 14:45	Analyst ID.....: 002260		Instrument ID..: I5	
Mercury	ND	0.20	ug/L	SW846 7470A	07/21/05	HFXV31AD
		Dilution Factor: 1				
		Analysis Time..: 14:03	Analyst ID.....: 001086		Instrument ID..: H1	
Thallium	ND	1.0	ug/L	SW846 6020	07/21-07/25/05	HFXV31AC
		Dilution Factor: 1				
		Analysis Time..: 18:35	Analyst ID.....: 001619		Instrument ID..: I7	

(Continued on next page)

METHOD BLANK REPORT

TOTAL Metals

Client Lot #...: A5G150118 **Matrix.....:** WATER

NOTE(S):

Calculations are performed before rounding to avoid round-off errors in calculated results.

B Estimated result. Result is less than RL.

LABORATORY CONTROL SAMPLE EVALUATION REPORT

TOTAL Metals

Client Lot #...: A5G150118 **Matrix.....:** WATER

PARAMETER	PERCENT RECOVERY	RECOVERY LIMITS	METHOD	PREPARATION-ANALYSIS DATE	WORK ORDER #
LCS Lot-Sample#: A5G210000-016 **Prep Batch #...:** 5202016					
Arsenic	98	(80 - 120)	SW846 6010B	07/21-07/26/05	HFXV31A6
		Dilution Factor: 1	Analysis Time..: 15:02	Analyst ID.....: 002260	
		Instrument ID..: I5			
Aluminum	106	(80 - 120)	SW846 6010B	07/21-07/26/05	HFXV31A9
		Dilution Factor: 1	Analysis Time..: 15:02	Analyst ID.....: 002260	
		Instrument ID..: I5			
Lead	104	(80 - 120)	SW846 6010B	07/21-07/26/05	HFXV31A7
		Dilution Factor: 1	Analysis Time..: 15:02	Analyst ID.....: 002260	
		Instrument ID..: I5			
Antimony	99	(80 - 120)	SW846 6010B	07/21-07/26/05	HFXV31CA
		Dilution Factor: 1	Analysis Time..: 15:02	Analyst ID.....: 002260	
		Instrument ID..: I5			
Selenium	102	(80 - 120)	SW846 6010B	07/21-07/26/05	HFXV31A8
		Dilution Factor: 1	Analysis Time..: 15:02	Analyst ID.....: 002260	
		Instrument ID..: I5			
Barium	103	(80 - 120)	SW846 6010B	07/21-07/26/05	HFXV31CC
		Dilution Factor: 1	Analysis Time..: 15:02	Analyst ID.....: 002260	
		Instrument ID..: I5			
Beryllium	108	(80 - 120)	SW846 6010B	07/21-07/26/05	HFXV31CD
		Dilution Factor: 1	Analysis Time..: 15:02	Analyst ID.....: 002260	
		Instrument ID..: I5			
Cadmium	102	(80 - 120)	SW846 6010B	07/21-07/26/05	HFXV31CE
		Dilution Factor: 1	Analysis Time..: 15:02	Analyst ID.....: 002260	
		Instrument ID..: I5			
Calcium	100	(80 - 120)	SW846 6010B	07/21-07/26/05	HFXV31CF
		Dilution Factor: 1	Analysis Time..: 15:02	Analyst ID.....: 002260	
		Instrument ID..: I5			
Chromium	103	(80 - 120)	SW846 6010B	07/21-07/26/05	HFXV31CG
		Dilution Factor: 1	Analysis Time..: 15:02	Analyst ID.....: 002260	
		Instrument ID..: I5			

(Continued on next page)

LABORATORY CONTROL SAMPLE EVALUATION REPORT

TOTAL Metals

Client Lot #...: A5G150118 **Matrix.....:** WATER

PARAMETER	PERCENT RECOVERY	RECOVERY LIMITS	METHOD	PREPARATION-ANALYSIS DATE	WORK ORDER #
Cobalt	102	(80 - 120)	SW846 6010B	07/21-07/26/05	HFXV31CH
		Dilution Factor: 1	Analysis Time..: 15:02	Analyst ID.....: 002260	
		Instrument ID..: I5			
Copper	107	(80 - 120)	SW846 6010B	07/21-07/26/05	HFXV31CJ
		Dilution Factor: 1	Analysis Time..: 15:02	Analyst ID.....: 002260	
		Instrument ID..: I5			
Iron	109	(77 - 127)	SW846 6010B	07/21-07/26/05	HFXV31CK
		Dilution Factor: 1	Analysis Time..: 15:02	Analyst ID.....: 002260	
		Instrument ID..: I5			
Magnesium	99	(80 - 120)	SW846 6010B	07/21-07/26/05	HFXV31CL
		Dilution Factor: 1	Analysis Time..: 15:02	Analyst ID.....: 002260	
		Instrument ID..: I5			
Manganese	100	(80 - 120)	SW846 6010B	07/21-07/26/05	HFXV31CM
		Dilution Factor: 1	Analysis Time..: 15:02	Analyst ID.....: 002260	
		Instrument ID..: I5			
Nickel	101	(80 - 120)	SW846 6010B	07/21-07/26/05	HFXV31CN
		Dilution Factor: 1	Analysis Time..: 15:02	Analyst ID.....: 002260	
		Instrument ID..: I5			
Potassium	102	(80 - 120)	SW846 6010B	07/21-07/26/05	HFXV31CP
		Dilution Factor: 1	Analysis Time..: 15:02	Analyst ID.....: 002260	
		Instrument ID..: I5			
Silver	116	(80 - 120)	SW846 6010B	07/21-07/26/05	HFXV31CQ
		Dilution Factor: 1	Analysis Time..: 15:02	Analyst ID.....: 002260	
		Instrument ID..: I5			
Sodium	99	(80 - 120)	SW846 6010B	07/21-07/26/05	HFXV31CR
		Dilution Factor: 1	Analysis Time..: 15:02	Analyst ID.....: 002260	
		Instrument ID..: I5			
Vanadium	100	(80 - 120)	SW846 6010B	07/21-07/26/05	HFXV31CT
		Dilution Factor: 1	Analysis Time..: 15:02	Analyst ID.....: 002260	
		Instrument ID..: I5			
Zinc	103	(80 - 120)	SW846 6010B	07/21-07/26/05	HFXV31A3
		Dilution Factor: 1	Analysis Time..: 15:02	Analyst ID.....: 002260	
		Instrument ID..: I5			

(Continued on next page)

LABORATORY CONTROL SAMPLE EVALUATION REPORT

TOTAL Metals

Client Lot #...: A5G150118 **Matrix.....:** WATER

PARAMETER	PERCENT RECOVERY	RECOVERY LIMITS	METHOD	PREPARATION-ANALYSIS DATE	WORK ORDER #
Thallium	93	(69 - 114)	SW846 6020	07/21-07/25/05	HFXV31A4
	Dilution Factor: 1	Analysis Time..: 18:38	Analyst ID.....: 001619		
	Instrument ID..: I7				
Mercury	120	(82 - 131)	SW846 7470A	07/21/05	HFXV31A5
	Dilution Factor: 1	Analysis Time..: 14:04	Analyst ID.....: 001086		
	Instrument ID..: H1				

NOTE(S):

Calculations are performed before rounding to avoid round-off errors in calculated results.

LABORATORY CONTROL SAMPLE DATA REPORT

TOTAL Metals

Client Lot #...: A5G150118 **Matrix.....:** WATER

PARAMETER	SPIKE AMOUNT	MEASURED AMOUNT	UNITS	PERCNT RECVRY	METHOD	PREPARATION-ANALYSIS DATE	WORK ORDER #
LCS Lot-Sample#: A5G210000-016 **Prep Batch #...:** 5202016							
Arsenic	2000	1950	ug/L	98	SW846 6010B	07/21-07/26/05	HFXV31A6
			Dilution Factor: 1		Analysis Time..: 15:02	Analyst ID.....: 002260	
			Instrument ID..: I5				
Aluminum	2000	2130	ug/L	106	SW846 6010B	07/21-07/26/05	HFXV31A9
			Dilution Factor: 1		Analysis Time..: 15:02	Analyst ID.....: 002260	
			Instrument ID..: I5				
Lead	500	518	ug/L	104	SW846 6010B	07/21-07/26/05	HFXV31A7
			Dilution Factor: 1		Analysis Time..: 15:02	Analyst ID.....: 002260	
			Instrument ID..: I5				
Antimony	500	495	ug/L	99	SW846 6010B	07/21-07/26/05	HFXV31CA
			Dilution Factor: 1		Analysis Time..: 15:02	Analyst ID.....: 002260	
			Instrument ID..: I5				
Selenium	2000	2030	ug/L	102	SW846 6010B	07/21-07/26/05	HFXV31A8
			Dilution Factor: 1		Analysis Time..: 15:02	Analyst ID.....: 002260	
			Instrument ID..: I5				
Barium	2000	2050	ug/L	103	SW846 6010B	07/21-07/26/05	HFXV31CC
			Dilution Factor: 1		Analysis Time..: 15:02	Analyst ID.....: 002260	
			Instrument ID..: I5				
Beryllium	50.0	54.0	ug/L	108	SW846 6010B	07/21-07/26/05	HFXV31CD
			Dilution Factor: 1		Analysis Time..: 15:02	Analyst ID.....: 002260	
			Instrument ID..: I5				
Cadmium	50.0	50.9	ug/L	102	SW846 6010B	07/21-07/26/05	HFXV31CE
			Dilution Factor: 1		Analysis Time..: 15:02	Analyst ID.....: 002260	
			Instrument ID..: I5				
Calcium	50000	50200	ug/L	100	SW846 6010B	07/21-07/26/05	HFXV31CF
			Dilution Factor: 1		Analysis Time..: 15:02	Analyst ID.....: 002260	
			Instrument ID..: I5				
Chromium	200	205	ug/L	103	SW846 6010B	07/21-07/26/05	HFXV31CG
			Dilution Factor: 1		Analysis Time..: 15:02	Analyst ID.....: 002260	
			Instrument ID..: I5				

(Continued on next page)

LABORATORY CONTROL SAMPLE DATA REPORT

TOTAL Metals

Client Lot #...: A5G150118 **Matrix.....:** WATER

PARAMETER	SPIKE AMOUNT	MEASURED AMOUNT	UNITS	PERCNT RECVRY	METHOD	PREPARATION-ANALYSIS DATE	WORK ORDER #
Cobalt	500	508	ug/L	102	SW846 6010B	07/21-07/26/05	HFXV31CH
		Dilution Factor: 1		Analysis Time..: 15:02		Analyst ID.....: 002260	
		Instrument ID..: I5					
Copper	250	268	ug/L	107	SW846 6010B	07/21-07/26/05	HFXV31CJ
		Dilution Factor: 1		Analysis Time..: 15:02		Analyst ID.....: 002260	
		Instrument ID..: I5					
Iron	1000	1090	ug/L	109	SW846 6010B	07/21-07/26/05	HFXV31CK
		Dilution Factor: 1		Analysis Time..: 15:02		Analyst ID.....: 002260	
		Instrument ID..: I5					
Magnesium	50000	49700	ug/L	99	SW846 6010B	07/21-07/26/05	HFXV31CL
		Dilution Factor: 1		Analysis Time..: 15:02		Analyst ID.....: 002260	
		Instrument ID..: I5					
Manganese	500	499	ug/L	100	SW846 6010B	07/21-07/26/05	HFXV31CM
		Dilution Factor: 1		Analysis Time..: 15:02		Analyst ID.....: 002260	
		Instrument ID..: I5					
Nickel	500	504	ug/L	101	SW846 6010B	07/21-07/26/05	HFXV31CN
		Dilution Factor: 1		Analysis Time..: 15:02		Analyst ID.....: 002260	
		Instrument ID..: I5					
Potassium	50000	51100	ug/L	102	SW846 6010B	07/21-07/26/05	HFXV31CP
		Dilution Factor: 1		Analysis Time..: 15:02		Analyst ID.....: 002260	
		Instrument ID..: I5					
Silver	50.0	58.0	ug/L	116	SW846 6010B	07/21-07/26/05	HFXV31CQ
		Dilution Factor: 1		Analysis Time..: 15:02		Analyst ID.....: 002260	
		Instrument ID..: I5					
Sodium	50000	49700	ug/L	99	SW846 6010B	07/21-07/26/05	HFXV31CR
		Dilution Factor: 1		Analysis Time..: 15:02		Analyst ID.....: 002260	
		Instrument ID..: I5					
Vanadium	500	499	ug/L	100	SW846 6010B	07/21-07/26/05	HFXV31CT
		Dilution Factor: 1		Analysis Time..: 15:02		Analyst ID.....: 002260	
		Instrument ID..: I5					
Zinc	500	514	ug/L	103	SW846 6010B	07/21-07/26/05	HFXV31A3
		Dilution Factor: 1		Analysis Time..: 15:02		Analyst ID.....: 002260	
		Instrument ID..: I5					

(Continued on next page)

LABORATORY CONTROL SAMPLE DATA REPORT

TOTAL Metals

Client Lot #...: A5G150118 **Matrix.....:** WATER

PARAMETER	SPIKE AMOUNT	MEASURED AMOUNT	UNITS	PERCNT RECVRY	METHOD	PREPARATION-ANALYSIS DATE	WORK ORDER #
Thallium	100	93.3	ug/L	93	SW846 6020	07/21-07/25/05	HFXV31A4
			Dilution Factor: 1		Analysis Time..: 18:38	Analyst ID.....: 001619	
			Instrument ID..: I7				
Mercury	5.0	6.0	ug/L	120	SW846 7470A	07/21/05	HFXV31A5
			Dilution Factor: 1		Analysis Time..: 14:04	Analyst ID.....: 001086	
			Instrument ID..: H1				

NOTE(S):

Calculations are performed before rounding to avoid round-off errors in calculated results.

MATRIX SPIKE SAMPLE EVALUATION REPORT

TOTAL Metals

Client Lot #...: A5G150118 **Matrix.....:** WG
Date Sampled...: 07/14/05 11:51 **Date Received..:** 07/15/05

PARAMETER	PERCENT RECOVERY	RECOVERY LIMITS	METHOD	PREPARATION-ANALYSIS DATE	WORK ORDER #
MS Lot-Sample #: A5G150118-016 **Prep Batch #...:** 5202016					
Aluminum	107	(75 - 125)	SW846 6010B	07/21-07/26/05	HFJ2W1AX
		Dilution Factor: 1	Analysis Time..: 15:53	Instrument ID..: I5	
		Analyst ID.....: 002260			
Arsenic	99	(75 - 125)	SW846 6010B	07/21-07/26/05	HFJ2W1AM
		Dilution Factor: 1	Analysis Time..: 15:53	Instrument ID..: I5	
		Analyst ID.....: 002260			
Antimony	100	(75 - 125)	SW846 6010B	07/21-07/26/05	HFJ2W1A2
		Dilution Factor: 1	Analysis Time..: 15:53	Instrument ID..: I5	
		Analyst ID.....: 002260			
Lead	103	(75 - 125)	SW846 6010B	07/21-07/26/05	HFJ2W1AQ
		Dilution Factor: 1	Analysis Time..: 15:53	Instrument ID..: I5	
		Analyst ID.....: 002260			
Barium	103	(75 - 125)	SW846 6010B	07/21-07/26/05	HFJ2W1A5
		Dilution Factor: 1	Analysis Time..: 15:53	Instrument ID..: I5	
		Analyst ID.....: 002260			
Selenium	101	(75 - 125)	SW846 6010B	07/21-07/26/05	HFJ2W1AU
		Dilution Factor: 1	Analysis Time..: 15:53	Instrument ID..: I5	
		Analyst ID.....: 002260			
Beryllium	108	(75 - 125)	SW846 6010B	07/21-07/26/05	HFJ2W1A8
		Dilution Factor: 1	Analysis Time..: 15:53	Instrument ID..: I5	
		Analyst ID.....: 002260			
Cadmium	101	(75 - 125)	SW846 6010B	07/21-07/26/05	HFJ2W1CC
		Dilution Factor: 1	Analysis Time..: 15:53	Instrument ID..: I5	
		Analyst ID.....: 002260			
Calcium	99	(75 - 125)	SW846 6010B	07/21-07/26/05	HFJ2W1CF
		Dilution Factor: 1	Analysis Time..: 15:53	Instrument ID..: I5	
		Analyst ID.....: 002260			
Chromium	103	(75 - 125)	SW846 6010B	07/21-07/26/05	HFJ2W1CJ
		Dilution Factor: 1	Analysis Time..: 15:53	Instrument ID..: I5	
		Analyst ID.....: 002260			

(Continued on next page)

MATRIX SPIKE SAMPLE EVALUATION REPORT

TOTAL Metals

Client Lot #...: A5G150118 **Matrix.....:** WG
Date Sampled...: 07/14/05 11:51 **Date Received..:** 07/15/05

PARAMETER	PERCENT RECOVERY	RECOVERY LIMITS	METHOD	PREPARATION-ANALYSIS DATE	WORK ORDER #
Cobalt	101	(75 - 125)	SW846 6010B	07/21-07/26/05	HFJ2W1CM
	Dilution Factor: 1	Analysis Time..: 15:53	Instrument ID..: I5	Analyst ID.....: 002260	
Copper	107	(75 - 125)	SW846 6010B	07/21-07/26/05	HFJ2W1CQ
	Dilution Factor: 1	Analysis Time..: 15:53	Instrument ID..: I5	Analyst ID.....: 002260	
Iron	106	(75 - 125)	SW846 6010B	07/21-07/26/05	HFJ2W1CU
	Dilution Factor: 1	Analysis Time..: 15:53	Instrument ID..: I5	Analyst ID.....: 002260	
Magnesium	102	(75 - 125)	SW846 6010B	07/21-07/26/05	HFJ2W1CX
	Dilution Factor: 1	Analysis Time..: 15:53	Instrument ID..: I5	Analyst ID.....: 002260	
Manganese	99	(75 - 125)	SW846 6010B	07/21-07/26/05	HFJ2W1C2
	Dilution Factor: 1	Analysis Time..: 15:53	Instrument ID..: I5	Analyst ID.....: 002260	
Nickel	98	(75 - 125)	SW846 6010B	07/21-07/26/05	HFJ2W1C5
	Dilution Factor: 1	Analysis Time..: 15:53	Instrument ID..: I5	Analyst ID.....: 002260	
Potassium	105	(75 - 125)	SW846 6010B	07/21-07/26/05	HFJ2W1C8
	Dilution Factor: 1	Analysis Time..: 15:53	Instrument ID..: I5	Analyst ID.....: 002260	
Silver	117	(75 - 125)	SW846 6010B	07/21-07/26/05	HFJ2W1DC
	Dilution Factor: 1	Analysis Time..: 15:53	Instrument ID..: I5	Analyst ID.....: 002260	
Sodium	100	(75 - 125)	SW846 6010B	07/21-07/26/05	HFJ2W1DF
	Dilution Factor: 1	Analysis Time..: 15:53	Instrument ID..: I5	Analyst ID.....: 002260	
Vanadium	99	(75 - 125)	SW846 6010B	07/21-07/26/05	HFJ2W1DJ
	Dilution Factor: 1	Analysis Time..: 15:53	Instrument ID..: I5	Analyst ID.....: 002260	
Zinc	103	(75 - 125)	SW846 6010B	07/21-07/26/05	HFJ2W1AC
	Dilution Factor: 1	Analysis Time..: 15:53	Instrument ID..: I5	Analyst ID.....: 002260	

(Continued on next page)

MATRIX SPIKE SAMPLE EVALUATION REPORT

TOTAL Metals

Client Lot #...: A5G150118 **Matrix.....:** WG
Date Sampled...: 07/14/05 11:51 **Date Received..:** 07/15/05

PARAMETER	PERCENT RECOVERY	RECOVERY LIMITS	METHOD	PREPARATION-ANALYSIS DATE	WORK ORDER #
Mercury	116	(68 - 149)	SW846 7470A	07/21/05	HFJ2W1AJ
		Dilution Factor: 1	Analysis Time..: 14:19		Instrument ID..: H1
		Analyst ID.....: 001086			
Thallium	98	(70 - 130)	SW846 6020	07/21-07/25/05	HFJ2W1AF
		Dilution Factor: 1	Analysis Time..: 19:18		Instrument ID..: I7
		Analyst ID.....: 001619			

NOTE(S):

Calculations are performed before rounding to avoid round-off errors in calculated results.

MATRIX SPIKE SAMPLE DATA REPORT

TOTAL Metals

Client Lot #...: A5G150118 **Matrix.....:** WG
Date Sampled...: 07/14/05 11:51 **Date Received..:** 07/15/05

PARAMETER	SAMPLE AMOUNT	SPIKE AMT	MEASURED AMOUNT	UNITS	PERCENT RECOVERY	METHOD	PREPARATION-ANALYSIS DATE	WORK ORDER #
MS Lot-Sample #: A5G150118-016 **Prep Batch #...:** 5202016								
Aluminum	ND	2000	2140	ug/L	107	SW846 6010B	07/21-07/26/05	HFJ2W1AX
			Dilution Factor: 1		Analysis Time..: 15:53		Instrument ID..: I5	
			Analyst ID.....: 002260					
Arsenic	16.4	2000	1990	ug/L	99	SW846 6010B	07/21-07/26/05	HFJ2W1AM
			Dilution Factor: 1		Analysis Time..: 15:53		Instrument ID..: I5	
			Analyst ID.....: 002260					
Antimony	ND	500	500	ug/L	100	SW846 6010B	07/21-07/26/05	HFJ2W1A2
			Dilution Factor: 1		Analysis Time..: 15:53		Instrument ID..: I5	
			Analyst ID.....: 002260					
Lead	ND	500	514	ug/L	103	SW846 6010B	07/21-07/26/05	HFJ2W1AQ
			Dilution Factor: 1		Analysis Time..: 15:53		Instrument ID..: I5	
			Analyst ID.....: 002260					
Barium	38.3	2000	2090	ug/L	103	SW846 6010B	07/21-07/26/05	HFJ2W1A5
			Dilution Factor: 1		Analysis Time..: 15:53		Instrument ID..: I5	
			Analyst ID.....: 002260					
Selenium	ND	2000	2030	ug/L	101	SW846 6010B	07/21-07/26/05	HFJ2W1AU
			Dilution Factor: 1		Analysis Time..: 15:53		Instrument ID..: I5	
			Analyst ID.....: 002260					
Beryllium	ND	50.0	54.1	ug/L	108	SW846 6010B	07/21-07/26/05	HFJ2W1A8
			Dilution Factor: 1		Analysis Time..: 15:53		Instrument ID..: I5	
			Analyst ID.....: 002260					
Cadmium	ND	50.0	50.4	ug/L	101	SW846 6010B	07/21-07/26/05	HFJ2W1CC
			Dilution Factor: 1		Analysis Time..: 15:53		Instrument ID..: I5	
			Analyst ID.....: 002260					
Calcium	77000	50000	127000	ug/L	99	SW846 6010B	07/21-07/26/05	HFJ2W1CF
			Dilution Factor: 1		Analysis Time..: 15:53		Instrument ID..: I5	
			Analyst ID.....: 002260					
Chromium	ND	200	205	ug/L	103	SW846 6010B	07/21-07/26/05	HFJ2W1CJ
			Dilution Factor: 1		Analysis Time..: 15:53		Instrument ID..: I5	
			Analyst ID.....: 002260					

(Continued on next page)

MATRIX SPIKE SAMPLE DATA REPORT

TOTAL Metals

Client Lot #...: A5G150118 **Matrix.....:** WG
Date Sampled...: 07/14/05 11:51 **Date Received..:** 07/15/05

PARAMETER	SAMPLE AMOUNT	SPIKE AMT	MEASURED AMOUNT	UNITS	PERCENT RECOVERY	METHOD	PREPARATION-ANALYSIS DATE	WORK ORDER #
Cobalt	ND	500	506	ug/L	101	SW846 6010B	07/21-07/26/05	HFJ2W1CM
			Dilution Factor: 1		Analysis Time..: 15:53		Instrument ID..: I5	
			Analyst ID.....: 002260					
Copper	ND	250	268	ug/L	107	SW846 6010B	07/21-07/26/05	HFJ2W1CQ
			Dilution Factor: 1		Analysis Time..: 15:53		Instrument ID..: I5	
			Analyst ID.....: 002260					
Iron	936	1000	1990	ug/L	106	SW846 6010B	07/21-07/26/05	HFJ2W1CU
			Dilution Factor: 1		Analysis Time..: 15:53		Instrument ID..: I5	
			Analyst ID.....: 002260					
Magnesium	34800	50000	85700	ug/L	102	SW846 6010B	07/21-07/26/05	HFJ2W1CX
			Dilution Factor: 1		Analysis Time..: 15:53		Instrument ID..: I5	
			Analyst ID.....: 002260					
Manganese	52.0	500	549	ug/L	99	SW846 6010B	07/21-07/26/05	HFJ2W1C2
			Dilution Factor: 1		Analysis Time..: 15:53		Instrument ID..: I5	
			Analyst ID.....: 002260					
Nickel	ND	500	489	ug/L	98	SW846 6010B	07/21-07/26/05	HFJ2W1C5
			Dilution Factor: 1		Analysis Time..: 15:53		Instrument ID..: I5	
			Analyst ID.....: 002260					
Potassium	3050	50000	55400	ug/L	105	SW846 6010B	07/21-07/26/05	HFJ2W1C8
			Dilution Factor: 1		Analysis Time..: 15:53		Instrument ID..: I5	
			Analyst ID.....: 002260					
Silver	ND	50.0	58.5	ug/L	117	SW846 6010B	07/21-07/26/05	HFJ2W1DC
			Dilution Factor: 1		Analysis Time..: 15:53		Instrument ID..: I5	
			Analyst ID.....: 002260					
Sodium	24900	50000	74700	ug/L	100	SW846 6010B	07/21-07/26/05	HFJ2W1DF
			Dilution Factor: 1		Analysis Time..: 15:53		Instrument ID..: I5	
			Analyst ID.....: 002260					
Vanadium	ND	500	497	ug/L	99	SW846 6010B	07/21-07/26/05	HFJ2W1DJ
			Dilution Factor: 1		Analysis Time..: 15:53		Instrument ID..: I5	
			Analyst ID.....: 002260					
Zinc	ND	500	513	ug/L	103	SW846 6010B	07/21-07/26/05	HFJ2W1AC
			Dilution Factor: 1		Analysis Time..: 15:53		Instrument ID..: I5	
			Analyst ID.....: 002260					

(Continued on next page)

MATRIX SPIKE SAMPLE DATA REPORT

TOTAL Metals

Client Lot #...: A5G150118 **Matrix.....:** WG
Date Sampled...: 07/14/05 11:51 **Date Received..:** 07/15/05

PARAMETER	SAMPLE AMOUNT	SPIKE AMT	MEASURED AMOUNT	UNITS	PERCENT RECOVERY	METHOD	PREPARATION-ANALYSIS DATE	WORK ORDER #
Mercury	ND	1.0	1.2	ug/L	116	SW846 7470A	07/21/05	HFJ2W1AJ
			Dilution Factor: 1		Analysis Time..: 14:19		Instrument ID..: H1	
			Analyst ID.....: 001086					
Thallium	ND	100	97.9	ug/L	98	SW846 6020	07/21-07/25/05	HFJ2W1AF
			Dilution Factor: 1		Analysis Time..: 19:18		Instrument ID..: I7	
			Analyst ID.....: 001619					

NOTE(S):

Calculations are performed before rounding to avoid round-off errors in calculated results.

SAMPLE DUPLICATE EVALUATION REPORT

Metals

Client Lot #...: A5G150118 **Work Order #...:** HFJ2W-SMP HFJ2W-DUP **Matrix.....:** WG

Date Sampled...: 07/14/05 11:51 **Date Received..:** 07/15/05

PARAM	RESULT	DUPLICATE RESULT	UNITS	RPD	RPD LIMIT	METHOD	PREPARATION-ANALYSIS DATE	PREP BATCH #
Aluminum						SD Lot-Sample #: A5G150118-016		
	ND	ND	ug/L	0	(0-20)	SW846 6010B	07/21-07/26/05	5202016
		Dilution Factor: 1				Analysis Time..: 15:53	Analyst ID.....: 002260	
		Instrument ID..: I5						
Arsenic						SD Lot-Sample #: A5G150118-016		
	16.4	17.2	ug/L	4.7	(0-20)	SW846 6010B	07/21-07/26/05	5202016
		Dilution Factor: 1				Analysis Time..: 15:53	Analyst ID.....: 002260	
		Instrument ID..: I5						
Lead						SD Lot-Sample #: A5G150118-016		
	ND	ND	ug/L	0	(0-20)	SW846 6010B	07/21-07/26/05	5202016
		Dilution Factor: 1				Analysis Time..: 15:53	Analyst ID.....: 002260	
		Instrument ID..: I5						
Antimony						SD Lot-Sample #: A5G150118-016		
	ND	ND	ug/L	0	(0-20)	SW846 6010B	07/21-07/26/05	5202016
		Dilution Factor: 1				Analysis Time..: 15:53	Analyst ID.....: 002260	
		Instrument ID..: I5						
Barium						SD Lot-Sample #: A5G150118-016		
	38.3	37.2	ug/L	3.0	(0-20)	SW846 6010B	07/21-07/26/05	5202016
		Dilution Factor: 1				Analysis Time..: 15:53	Analyst ID.....: 002260	
		Instrument ID..: I5						
Selenium						SD Lot-Sample #: A5G150118-016		
	ND	ND	ug/L	0	(0-20)	SW846 6010B	07/21-07/26/05	5202016
		Dilution Factor: 1				Analysis Time..: 15:53	Analyst ID.....: 002260	
		Instrument ID..: I5						
Beryllium						SD Lot-Sample #: A5G150118-016		
	ND	ND	ug/L	0	(0-20)	SW846 6010B	07/21-07/26/05	5202016
		Dilution Factor: 1				Analysis Time..: 15:53	Analyst ID.....: 002260	
		Instrument ID..: I5						
Cadmium						SD Lot-Sample #: A5G150118-016		
	ND	ND	ug/L	0	(0-20)	SW846 6010B	07/21-07/26/05	5202016
		Dilution Factor: 1				Analysis Time..: 15:53	Analyst ID.....: 002260	
		Instrument ID..: I5						
Calcium						SD Lot-Sample #: A5G150118-016		
	77000 J	74700	ug/L	3.0	(0-20)	SW846 6010B	07/21-07/26/05	5202016
		Dilution Factor: 1				Analysis Time..: 15:53	Analyst ID.....: 002260	
		Instrument ID..: I5						

(Continued on next page)

SAMPLE DUPLICATE EVALUATION REPORT

Metals

Lot-Sample #...: A5G150118-000 **Work Order #...:** HFJ2W-SMP HFJ2W-DUP **Matrix.....:** WG

PARAM	RESULT	DUPLICATE RESULT	UNITS	RPD	RPD LIMIT	METHOD	PREPARATION-ANALYSIS DATE	PREP BATCH #
Chromium						SD Lot-Sample #: A5G150118-016		
	ND	ND	ug/L	0	(0-20)	SW846 6010B	07/21-07/26/05	5202016
		Dilution Factor: 1				Analysis Time..: 15:53	Analyst ID.....: 002260	
		Instrument ID..: I5						
Cobalt						SD Lot-Sample #: A5G150118-016		
	ND	ND	ug/L	0	(0-20)	SW846 6010B	07/21-07/26/05	5202016
		Dilution Factor: 1				Analysis Time..: 15:53	Analyst ID.....: 002260	
		Instrument ID..: I5						
Copper						SD Lot-Sample #: A5G150118-016		
	ND	ND	ug/L	0	(0-20)	SW846 6010B	07/21-07/26/05	5202016
		Dilution Factor: 1				Analysis Time..: 15:53	Analyst ID.....: 002260	
		Instrument ID..: I5						
Iron						SD Lot-Sample #: A5G150118-016		
	936 B	901 B	ug/L	3.8	(0-20)	SW846 6010B	07/21-07/26/05	5202016
		Dilution Factor: 1				Analysis Time..: 15:53	Analyst ID.....: 002260	
		Instrument ID..: I5						
Magnesium						SD Lot-Sample #: A5G150118-016		
	34800	33600	ug/L	3.5	(0-20)	SW846 6010B	07/21-07/26/05	5202016
		Dilution Factor: 1				Analysis Time..: 15:53	Analyst ID.....: 002260	
		Instrument ID..: I5						
Manganese						SD Lot-Sample #: A5G150118-016		
	52.0 B	50.7 B	ug/L	2.5	(0-20)	SW846 6010B	07/21-07/26/05	5202016
		Dilution Factor: 1				Analysis Time..: 15:53	Analyst ID.....: 002260	
		Instrument ID..: I5						
Nickel						SD Lot-Sample #: A5G150118-016		
	ND	ND	ug/L	0	(0-20)	SW846 6010B	07/21-07/26/05	5202016
		Dilution Factor: 1				Analysis Time..: 15:53	Analyst ID.....: 002260	
		Instrument ID..: I5						
Potassium						SD Lot-Sample #: A5G150118-016		
	3050 B,J	2940 B	ug/L	3.6	(0-20)	SW846 6010B	07/21-07/26/05	5202016
		Dilution Factor: 1				Analysis Time..: 15:53	Analyst ID.....: 002260	
		Instrument ID..: I5						
Silver						SD Lot-Sample #: A5G150118-016		
	ND	ND	ug/L	0	(0-20)	SW846 6010B	07/21-07/26/05	5202016
		Dilution Factor: 1				Analysis Time..: 15:53	Analyst ID.....: 002260	
		Instrument ID..: I5						

(Continued on next page)

SAMPLE DUPLICATE EVALUATION REPORT

Metals

Lot-Sample #...: A5G150118-000 **Work Order #...:** HFJ2W-SMP HFJ2W-DUP **Matrix.....:** WG

PARAM	RESULT	DUPLICATE RESULT	UNITS	RPD	RPD LIMIT	METHOD	PREPARATION-ANALYSIS DATE	PREP BATCH #
Sodium						SD Lot-Sample #: A5G150118-016		
	24900	24000	ug/L	3.7	(0-20)	SW846 6010B	07/21-07/26/05	5202016
		Dilution Factor: 1				Analysis Time..: 15:53	Analyst ID.....: 002260	
		Instrument ID..: I5						
Vanadium						SD Lot-Sample #: A5G150118-016		
	ND	ND	ug/L	0	(0-20)	SW846 6010B	07/21-07/26/05	5202016
		Dilution Factor: 1				Analysis Time..: 15:53	Analyst ID.....: 002260	
		Instrument ID..: I5						
Zinc						SD Lot-Sample #: A5G150118-016		
	ND	ND	ug/L	0	(0-20)	SW846 6010B	07/21-07/26/05	5202016
		Dilution Factor: 1				Analysis Time..: 15:53	Analyst ID.....: 002260	
		Instrument ID..: I5						
Mercury						SD Lot-Sample #: A5G150118-016		
	ND	ND	ug/L	0	(0-20)	SW846 7470A	07/21/05	5202016
		Dilution Factor: 1				Analysis Time..: 14:19	Analyst ID.....: 001086	
		Instrument ID..: H1						
Thallium						SD Lot-Sample #: A5G150118-016		
	ND	ND	ug/L	0	(0-20)	SW846 6020	07/21-07/25/05	5202016
		Dilution Factor: 1				Analysis Time..: 19:18	Analyst ID.....: 001619	
		Instrument ID..: I7						

NOTE(S):

Calculations are performed before rounding to avoid round-off errors in calculated results.

J Method blank contamination. The associated method blank contains the target analyte at a reportable level.

B Estimated result. Result is less than RL.

GENERAL CHEMISTRY DATA

SpecPro Inc

Client Sample ID: FWGBKGMW-012C-0052-GW

General Chemistry

Lot-Sample #...: A5G150118-001 **Work Order #...:** HFJ0A **Matrix.....:** WG
Date Sampled...: 07/14/05 15:40 **Date Received..:** 07/15/05

PARAMETER	RESULT	RL	UNITS	METHOD	PREPARATION-ANALYSIS DATE	PREP BATCH #
Cyanide, Total	ND	0.010	mg/L	SW846 9012A	07/20/05	5201257
		Dilution Factor: 1				
Nitrocellulose	**0.12 B**	**0.50**	**mg/L**	**MCAWW 353.2**	**07/27-07/29/05**	**5208517**
		Dilution Factor: 1				

NOTE(S):

RL Reporting Limit

B Estimated result. Result is less than RL.

SpecPro Inc

Client Sample ID: FWGBKGMW-010-0051-GW

General Chemistry

Lot-Sample #...: A5G150118-003 **Work Order #...:** HFJ0K **Matrix.....:** WG
Date Sampled...: 07/14/05 09:50 **Date Received..:** 07/15/05

PARAMETER	RESULT	RL	UNITS	METHOD	PREPARATION-ANALYSIS DATE	PREP BATCH #
Cyanide, Total	ND	0.010	mg/L	SW846 9012A	07/20/05	5201257
		Dilution Factor: 1				
Nitrocellulose	ND	0.50	mg/L	MCAWW 353.2	07/27-07/29/05	5208517
		Dilution Factor: 1				

SpecPro Inc

Client Sample ID: FWGLL3MW-238C-0067-GW

General Chemistry

Lot-Sample #...: A5G150118-005 **Work Order #...:** HFJ0Q **Matrix.....:** WG
Date Sampled...: 07/14/05 10:20 **Date Received..:** 07/15/05

PARAMETER	RESULT	RL	UNITS	METHOD	PREPARATION-ANALYSIS DATE	PREP BATCH #
Cyanide, Total	ND	0.010	mg/L	SW846 9012A	07/20/05	5201257
		Dilution Factor: 1				
Nitrocellulose	**0.13 B**	**0.50**	**mg/L**	**MCAWW 353.2**	**07/27-07/29/05**	**5208517**
		Dilution Factor: 1				

NOTE(S):

RL Reporting Limit

B Estimated result. Result is less than RL.

SpecPro Inc

Client Sample ID: FWGLL3MW-242C-0068-GW

General Chemistry

Lot-Sample #...: A5G150118-007 **Work Order #...:** HFJ00 **Matrix.....:** WG
Date Sampled...: 07/14/05 12:45 **Date Received..:** 07/15/05

PARAMETER	RESULT	RL	UNITS	METHOD	PREPARATION-ANALYSIS DATE	PREP BATCH #
Cyanide, Total	ND	0.010	mg/L	SW846 9012A	07/20/05	5201257
		Dilution Factor: 1				
Nitrocellulose	**0.13 B**	**0.50**	**mg/L**	**MCAWW 353.2**	**07/27-07/29/05**	**5208517**
		Dilution Factor: 1				

NOTE(S):

RL Reporting Limit

B Estimated result. Result is less than RL.

SpecPro Inc

Client Sample ID: FWGLL12MW-153C-0073-GW

General Chemistry

Lot-Sample #...: A5G150118-009 **Work Order #...:** HFJ1D **Matrix.....:** WG
Date Sampled...: 07/14/05 09:56 **Date Received..:** 07/15/05

PARAMETER	RESULT	RL	UNITS	METHOD	PREPARATION-ANALYSIS DATE	PREP BATCH #
Cyanide, Total	ND	0.010	mg/L	SW846 9012A	07/20/05	5201259
		Dilution Factor: 1				
Nitrate-Nitrite	ND	0.1	mg/L	MCAWW 353.2	07/20/05	5201272
		Dilution Factor: 1				
Nitrocellulose	ND	0.50	mg/L	MCAWW 353.2	07/27-07/29/05	5208517
		Dilution Factor: 1				

SpecPro Inc

Client Sample ID: FWGLL12MW-182C-0074-GW

General Chemistry

Lot-Sample #...: A5G150118-011 **Work Order #...:** HFJ10 **Matrix.....:** WG
Date Sampled...: 07/14/05 13:12 **Date Received..:** 07/15/05

PARAMETER	RESULT	RL	UNITS	METHOD	PREPARATION-ANALYSIS DATE	PREP BATCH #
Cyanide, Total	ND	0.010	mg/L	SW846 9012A	07/20/05	5201259
		Dilution Factor: 1				
Nitrate-Nitrite	ND	0.1	mg/L	MCAWW 353.2	07/20/05	5201272
		Dilution Factor: 1				
Nitrocellulose	ND	0.50	mg/L	MCAWW 353.2	07/27-07/29/05	5208517
		Dilution Factor: 1				

SpecPro Inc

Client Sample ID: FWGLL12MW-183C-0075-GW

General Chemistry

Lot-Sample #...: A5G150118-013 **Work Order #...:** HFJ2K **Matrix.....:** WG
Date Sampled...: 07/14/05 15:06 **Date Received..:** 07/15/05

PARAMETER	RESULT	RL	UNITS	METHOD	PREPARATION-ANALYSIS DATE	PREP BATCH #
Cyanide, Total	ND	0.010	mg/L	SW846 9012A	07/20/05	5201259
		Dilution Factor: 1				
Nitrate-Nitrite	**0.03 B**	**0.1**	**mg/L**	**MCAWW 353.2**	**07/20/05**	**5201272**
		Dilution Factor: 1				
Nitrocellulose	ND	0.50	mg/L	MCAWW 353.2	07/27-07/29/05	5208517
		Dilution Factor: 1				

NOTE(S):

RL Reporting Limit

B Estimated result. Result is less than RL.

SpecPro Inc

Client Sample ID: FWGCBPMW-005C-0077-GW

General Chemistry

Lot-Sample #...: A5G150118-015 **Work Order #...:** HFJ2R **Matrix.....:** WG
Date Sampled...: 07/14/05 11:51 **Date Received..:** 07/15/05

PARAMETER	RESULT	RL	UNITS	METHOD	PREPARATION-ANALYSIS DATE	PREP BATCH #
Cyanide, Total	ND	0.010	mg/L	SW846 9012A	07/20/05	5201259
		Dilution Factor: 1				
Nitrocellulose	ND	0.50	mg/L	MCAWW 353.2	07/27-07/29/05	5208517
		Dilution Factor: 1				

SpecPro Inc

Client Sample ID: FWGCBPMW-007C-0078-GW

General Chemistry

Lot-Sample #...: A5G150118-017 **Work Order #...:** HFJ22 **Matrix.....:** WG
Date Sampled...: 07/14/05 14:22 **Date Received..:** 07/15/05

PARAMETER	RESULT	RL	UNITS	METHOD	PREPARATION-ANALYSIS DATE	PREP BATCH #
Cyanide, Total	ND	0.010	mg/L	SW846 9012A	07/20/05	5201259
		Dilution Factor: 1				
Nitrocellulose	ND	0.50	mg/L	MCAWW 353.2	07/27-07/29/05	5208517
		Dilution Factor: 1				

SpecPro Inc

Client Sample ID: FWGWBGmw-006C-0080-gw

General Chemistry

Lot-Sample #...: A5G150118-019 **Work Order #...:** HFJ25 **Matrix.....:** WG
Date Sampled...: 07/14/05 15:26 **Date Received..:** 07/15/05

PARAMETER	RESULT	RL	UNITS	METHOD	PREPARATION-ANALYSIS DATE	PREP BATCH #
Cyanide, Total	ND	0.010	mg/L	SW846 9012A	07/20/05	5201259
	Dilution Factor: 1					
Nitrocellulose	ND	0.50	mg/L	MCAWW 353.2	07/27-07/29/05	5208517
	Dilution Factor: 1					

METHOD BLANK REPORT

General Chemistry

Client Lot #...: A5G150118 **Matrix.....:** WATER

PARAMETER	RESULT	REPORTING LIMIT	UNITS	METHOD	PREPARATION-ANALYSIS DATE	PREP BATCH #
Cyanide, Total		Work Order #: HFVNT1AA		MB Lot-Sample #:	A5G200000-257	
	ND	0.010	mg/L	SW846 9012A	07/20/05	5201257
		Dilution Factor: 1				
Cyanide, Total		Work Order #: HFVN01AA		MB Lot-Sample #:	A5G200000-259	
	ND	0.010	mg/L	SW846 9012A	07/20/05	5201259
		Dilution Factor: 1				
Nitrate-Nitrite		Work Order #: HFVQK1AA		MB Lot-Sample #:	A5G200000-272	
	ND	0.1	mg/L	MCAWW 353.2	07/20/05	5201272
		Dilution Factor: 1				
Nitrocellulose		Work Order #: HGEC81AA		MB Lot-Sample #:	G5G270000-517	
	ND	0.50	mg/L	MCAWW 353.2	07/27-07/29/05	5208517
		Dilution Factor: 1				

NOTE(S):

Calculations are performed before rounding to avoid round-off errors in calculated results.

LABORATORY CONTROL SAMPLE EVALUATION REPORT

General Chemistry

Client Lot #...: A5G150118 **Matrix.....:** WATER

PARAMETER	PERCENT RECOVERY	RECOVERY LIMITS	METHOD	PREPARATION-ANALYSIS DATE	PREP BATCH #
Cyanide, Total		Work Order #: HFVNT1AC	LCS Lot-Sample#: A5G200000-257		
	89	(69 - 118)	SW846 9012A	07/20/05	5201257
		Dilution Factor: 1			
Cyanide, Total		Work Order #: HFVN01AC	LCS Lot-Sample#: A5G200000-259		
	89	(69 - 118)	SW846 9012A	07/20/05	5201259
		Dilution Factor: 1			
Nitrate-Nitrite		Work Order #: HFVQK1AC	LCS Lot-Sample#: A5G200000-272		
	100	(79 - 117)	MCAWW 353.2	07/20/05	5201272
		Dilution Factor: 1			
Nitrocellulose		Work Order #: HGEC81AC	LCS Lot-Sample#: G5G270000-517		
	112 N	(56 - 111)	MCAWW 353.2	07/27-07/29/05	5208517
		Dilution Factor: 1			

NOTE(S):

Calculations are performed before rounding to avoid round-off errors in calculated results.

N Spiked analyte recovery is outside stated control limits.

LABORATORY CONTROL SAMPLE DATA REPORT

General Chemistry

Client Lot #...: A5G150118 **Matrix.....:** WATER

PARAMETER	SPIKE AMOUNT	MEASURED AMOUNT	UNITS	PERCNT RECVRY	METHOD	PREPARATION-ANALYSIS DATE	PREP BATCH #
Cyanide, Total			Work Order #: HFVNT1AC		LCS Lot-Sample#: A5G200000-257		
	0.17	0.15	mg/L	89	SW846 9012A	07/20/05	5201257
			Dilution Factor: 1				
Cyanide, Total			Work Order #: HFVN01AC		LCS Lot-Sample#: A5G200000-259		
	0.17	0.15	mg/L	89	SW846 9012A	07/20/05	5201259
			Dilution Factor: 1				
Nitrate-Nitrite			Work Order #: HFVQK1AC		LCS Lot-Sample#: A5G200000-272		
	2.2	2.2	mg/L	100	MCAWW 353.2	07/20/05	5201272
			Dilution Factor: 1				
Nitrocellulose			Work Order #: HGEC81AC		LCS Lot-Sample#: G5G270000-517		
	2.0	2.2 N	mg/L	112	MCAWW 353.2	07/27-07/29/05	5208517
			Dilution Factor: 1				

NOTE(S):

Calculations are performed before rounding to avoid round-off errors in calculated results.

N Spiked analyte recovery is outside stated control limits.

MATRIX SPIKE SAMPLE EVALUATION REPORT

General Chemistry

Client Lot #...: A5G150118 **Matrix.....:** WATER
Date Sampled...: 07/11/05 **Date Received..:** 07/11/05

PARAMETER	PERCENT RECOVERY	RECOVERY LIMITS	RPD	RPD LIMITS	METHOD	PREPARATION-ANALYSIS DATE	PREP BATCH #
Cyanide, Total		WO#: HFMNN1AQ-MS/HFMNN1AR-MSD				MS Lot-Sample #: A5G160111-003	
	92	(42 - 140)			SW846 9012A	07/20/05	5201259
	88	(42 - 140)	4.4	(0-20)	SW846 9012A	07/20/05	5201259
		Dilution Factor: 1					
Cyanide, Total		WO#: HFMNT1AU-MS/HFMNT1AV-MSD				MS Lot-Sample #: A5G160111-007	
	89	(42 - 140)			SW846 9012A	07/20/05	5201259
	73	(42 - 140)	20	(0-20)	SW846 9012A	07/20/05	5201259
		Dilution Factor: 1					
Cyanide, Total		WO#: HFQ5L1AC-MS/HFQ5L1AD-MSD				MS Lot-Sample #: A5G190176-001	
	94	(42 - 140)			SW846 9012A	07/20/05	5201257
	90	(42 - 140)	4.3	(0-20)	SW846 9012A	07/20/05	5201257
		Dilution Factor: 1					
Nitrate-Nitrite		WO#: HFAL71AC-MS/HFAL71AD-MSD				MS Lot-Sample #: A5G120271-005	
	91	(34 - 125)			MCAWW 353.2	07/20/05	5201272
	99	(34 - 125)	2.5	(0-20)	MCAWW 353.2	07/20/05	5201272
		Dilution Factor: 1					

NOTE(S):

Calculations are performed before rounding to avoid round-off errors in calculated results.

MATRIX SPIKE SAMPLE DATA REPORT

General Chemistry

Client Lot #...: A5G150118 **Matrix.....:** WATER
Date Sampled...: 07/11/05 **Date Received..:** 07/11/05

PARAMETER	SAMPLE AMOUNT	SPIKE AMT	MEASRD AMOUNT	UNITS	PERCNT RECVRY	RPD	METHOD	PREPARATION-ANALYSIS DATE	PREP BATCH #
Cyanide, Total			WO#: HFMNN1AQ-MS/HFMNN1AR-MSD				MS Lot-Sample #: A5G160111-003		
	ND	0.040	0.037	mg/L	92		SW846 9012A	07/20/05	5201259
	ND	0.040	0.035	mg/L	88	4.4	SW846 9012A	07/20/05	5201259
			Dilution Factor: 1						
Cyanide, Total			WO#: HFMNT1AU-MS/HFMNT1AV-MSD				MS Lot-Sample #: A5G160111-007		
	ND	0.040	0.036	mg/L	89		SW846 9012A	07/20/05	5201259
	ND	0.040	0.029	mg/L	73	20	SW846 9012A	07/20/05	5201259
			Dilution Factor: 1						
Cyanide, Total			WO#: HFQ5L1AC-MS/HFQ5L1AD-MSD				MS Lot-Sample #: A5G190176-001		
	ND	0.040	0.038	mg/L	94		SW846 9012A	07/20/05	5201257
	ND	0.040	0.036	mg/L	90	4.3	SW846 9012A	07/20/05	5201257
			Dilution Factor: 1						
Nitrate-Nitrite			WO#: HFAL71AC-MS/HFAL71AD-MSD				MS Lot-Sample #: A5G120271-005		
	1.1	0.5	1.5	mg/L	91		MCAWW 353.2	07/20/05	5201272
	1.1	0.5	1.6	mg/L	99	2.5	MCAWW 353.2	07/20/05	5201272
			Dilution Factor: 1						

NOTE(S):

Calculations are performed before rounding to avoid round-off errors in calculated results.

MATRIX SPIKE SAMPLE EVALUATION REPORT

General Chemistry

Client Lot #...: A5G150118 **Matrix.....:** WG
Date Sampled...: 07/14/05 11:51 **Date Received..:** 07/15/05

PARAMETER	PERCENT RECOVERY	RECOVERY LIMITS	RPD	RPD LIMITS	METHOD	PREPARATION-ANALYSIS DATE	PREP BATCH #
Cyanide, Total		WO#: HFJ2R1AQ-MS/HFJ2R1AR-MSD				MS Lot-Sample #: A5G150118-015	
	90	(42 - 140)			SW846 9012A	07/20/05	5201259
	89	(42 - 140)	1.4	(0-20)	SW846 9012A	07/20/05	5201259
		Dilution Factor: 1					
Nitrocellulose		WO#: HFJ2R1AX-MS/HFJ2R1A0-MSD				MS Lot-Sample #: A5G150118-015	
	79	(56 - 111)			MCAWW 353.2	07/27-07/29/05	5208517
	71	(56 - 111)	10	(0-15)	MCAWW 353.2	07/27-07/29/05	5208517
		Dilution Factor: 1					

NOTE(S):

Calculations are performed before rounding to avoid round-off errors in calculated results.

MATRIX SPIKE SAMPLE DATA REPORT

General Chemistry

Client Lot #...: A5G150118 **Matrix.....:** WG
Date Sampled...: 07/14/05 11:51 **Date Received..:** 07/15/05

PARAMETER	SAMPLE AMOUNT	SPIKE AMT	MEASRD AMOUNT	UNITS	PERCNT RECVRY	RPD	METHOD	PREPARATION-ANALYSIS DATE	PREP BATCH #
Cyanide, Total			WO#: HFJ2R1AQ-MS/HFJ2R1AR-MSD				MS Lot-Sample #: A5G150118-015		
	ND	0.040	0.036	mg/L	90		SW846 9012A	07/20/05	5201259
	ND	0.040	0.036	mg/L	89	1.4	SW846 9012A	07/20/05	5201259
			Dilution Factor: 1						
Nitrocellulose			WO#: HFJ2R1AX-MS/HFJ2R1A0-MSD				MS Lot-Sample #: A5G150118-015		
	ND	2.0	1.7	mg/L	79		MCAWW 353.2	07/27-07/29/05	5208517
	ND	2.0	1.5	mg/L	71	10	MCAWW 353.2	07/27-07/29/05	5208517
			Dilution Factor: 1						

NOTE(S):

Calculations are performed before rounding to avoid round-off errors in calculated results.

STL WEST SACRAMENTO DATA

SpecPro Inc

Client Sample ID: FWGBKGMW-012C-0052-GW

Trace Level Organic Compounds

Lot-Sample #...: A5G150118-001 **Work Order #...:** HFJ0A1AK **Matrix.....:** WG
Date Sampled...: 07/14/05 15:40 **Date Received..:** 07/15/05
Prep Date.....: 07/25/05 **Analysis Date..:** 07/27/05
Prep Batch #...: 5206583
Dilution Factor: 1

PARAMETER	RESULT	DETECTION LIMIT	UNITS	METHOD
Nitroguanidine	ND	20	ug/L	NONE UV/HPLC per

SpecPro Inc

Client Sample ID: FWGBKGMW-012C-0052-GW

HPLC

Lot-Sample #...: A5G150118-001 **Work Order #...:** HFJ0A1AH **Matrix.....:** WG
Date Sampled...: 07/14/05 15:40 **Date Received..:** 07/15/05
Prep Date.....: 07/21/05 **Analysis Date..:** 08/02/05
Prep Batch #...: 5202421
Dilution Factor: 1 **Method.....:** SW846 8330

PARAMETER	RESULT	REPORTING LIMIT	UNITS
2-Amino-4,6-dinitrotoluene	ND	0.10	ug/L
4-Amino-2,6-dinitrotoluene	ND	0.10	ug/L
1,3-Dinitrobenzene	ND	0.10	ug/L
2,4-Dinitrotoluene	ND	0.10	ug/L
2,6-Dinitrotoluene	ND	0.10	ug/L
HMX	ND	0.10	ug/L
Nitrobenzene	ND	0.10	ug/L
2-Nitrotoluene	ND	0.50	ug/L
3-Nitrotoluene	ND	0.50	ug/L
4-Nitrotoluene	ND	0.50	ug/L
RDX	ND	0.10	ug/L
Tetryl	ND	0.10	ug/L
1,3,5-Trinitrobenzene	ND	0.10	ug/L
2,4,6-Trinitrotoluene	ND	0.10	ug/L

SURROGATE	PERCENT RECOVERY	RECOVERY LIMITS
3,4-Dinitrotoluene	108	(84 - 125)

SpecPro Inc

Client Sample ID: FWGBKGMW-012C-0052-GW

General Chemistry

Lot-Sample #...: A5G150118-001 **Work Order #...:** HFJ0A **Matrix.....:** WG
Date Sampled...: 07/14/05 15:40 **Date Received..:** 07/15/05

PARAMETER	RESULT	RL	UNITS	METHOD	PREPARATION-ANALYSIS DATE	PREP BATCH #
Cyanide, Total	ND	0.010	mg/L	SW846 9012A	07/20/05	5201257
		Dilution Factor: 1				
Nitrocellulose	**0.12 B**	**0.50**	**mg/L**	**MCAWW 353.2**	**07/27-07/29/05**	**5208517**
		Dilution Factor: 1				

NOTE(S):

RL Reporting Limit

B Estimated result. Result is less than RL.

SpecPro Inc

Client Sample ID: FWGBKGMW-010-0051-GW

Trace Level Organic Compounds

Lot-Sample #...: A5G150118-003 **Work Order #...:** HFJ0K1AK **Matrix.....:** WG
Date Sampled...: 07/14/05 09:50 **Date Received..:** 07/15/05
Prep Date.....: 07/25/05 **Analysis Date..:** 07/27/05
Prep Batch #...: 5206583
Dilution Factor: 1

PARAMETER	RESULT	DETECTION LIMIT	UNITS	METHOD
Nitroguanidine	ND	20	ug/L	NONE UV/HPLC per

SpecPro Inc

Client Sample ID: FWGBKGMW-010-0051-GW

HPLC

Lot-Sample #...: A5G150118-003 **Work Order #...:** HFJ0K1AH **Matrix.....:** WG
Date Sampled...: 07/14/05 09:50 **Date Received..:** 07/15/05
Prep Date.....: 07/21/05 **Analysis Date..:** 08/02/05
Prep Batch #...: 5202421
Dilution Factor: 1 **Method.....:** SW846 8330

PARAMETER	RESULT	REPORTING LIMIT	UNITS
2-Amino-4,6-dinitrotoluene	ND	0.10	ug/L
4-Amino-2,6-dinitrotoluene	ND	0.10	ug/L
1,3-Dinitrobenzene	ND	0.10	ug/L
2,4-Dinitrotoluene	ND	0.10	ug/L
2,6-Dinitrotoluene	ND	0.10	ug/L
HMX	ND	0.10	ug/L
Nitrobenzene	ND	0.10	ug/L
2-Nitrotoluene	ND	0.50	ug/L
3-Nitrotoluene	ND	0.50	ug/L
4-Nitrotoluene	ND	0.50	ug/L
RDX	ND	0.10	ug/L
Tetryl	ND	0.10	ug/L
1,3,5-Trinitrobenzene	ND	0.10	ug/L
2,4,6-Trinitrotoluene	ND	0.10	ug/L

SURROGATE	PERCENT RECOVERY	RECOVERY LIMITS
3,4-Dinitrotoluene	107	(84 - 125)

SpecPro Inc

Client Sample ID: FWGBKGMW-010-0051-GW

General Chemistry

Lot-Sample #...: A5G150118-003 **Work Order #...:** HFJ0K **Matrix.....:** WG
Date Sampled...: 07/14/05 09:50 **Date Received..:** 07/15/05

PARAMETER	RESULT	RL	UNITS	METHOD	PREPARATION-ANALYSIS DATE	PREP BATCH #
Cyanide, Total	ND	0.010	mg/L	SW846 9012A	07/20/05	5201257
		Dilution Factor: 1				
Nitrocellulose	ND	0.50	mg/L	MCAWW 353.2	07/27-07/29/05	5208517
		Dilution Factor: 1				

SpecPro Inc

Client Sample ID: FWGLL3MW-238C-0067-GW

Trace Level Organic Compounds

Lot-Sample #...: A5G150118-005 **Work Order #...:** HFJ0Q1AK **Matrix.....:** WG
Date Sampled...: 07/14/05 10:20 **Date Received..:** 07/15/05
Prep Date.....: 07/25/05 **Analysis Date..:** 07/27/05
Prep Batch #...: 5206583
Dilution Factor: 1

PARAMETER	RESULT	DETECTION LIMIT	UNITS	METHOD
Nitroguanidine	ND	20	ug/L	NONE UV/HPLC per

SpecPro Inc

Client Sample ID: FWGLL3MW-238C-0067-GW

HPLC

Lot-Sample #...: A5G150118-005 **Work Order #...:** HFJ0Q1AH **Matrix.....:** WG
Date Sampled...: 07/14/05 10:20 **Date Received..:** 07/15/05
Prep Date.....: 07/21/05 **Analysis Date..:** 08/02/05
Prep Batch #...: 5202421
Dilution Factor: 1 **Method.....:** SW846 8330

PARAMETER	RESULT	REPORTING LIMIT	UNITS
2-Amino-4,6-dinitrotoluene	**8.8**	**0.10**	**ug/L**
4-Amino-2,6-dinitrotoluene	**26 E**	**0.10**	**ug/L**
1,3-Dinitrobenzene	ND	0.10	ug/L
2,4-Dinitrotoluene	**0.19 AA**	**0.10**	**ug/L**
2,6-Dinitrotoluene	**0.92 AA**	**0.10**	**ug/L**
HMX	**1.5**	**0.10**	**ug/L**
Nitrobenzene	ND	0.10	ug/L
2-Nitrotoluene	ND	0.50	ug/L
3-Nitrotoluene	ND	0.50	ug/L
4-Nitrotoluene	**0.28 J,PG**	**0.50**	**ug/L**
RDX	**9.1**	**0.10**	**ug/L**
Tetryl	ND	0.10	ug/L
1,3,5-Trinitrobenzene	**62 E**	**0.10**	**ug/L**
2,4,6-Trinitrotoluene	**130 E**	**0.10**	**ug/L**

SURROGATE	PERCENT RECOVERY	RECOVERY LIMITS
3,4-Dinitrotoluene	0.0 SRD	(84 - 125)

NOTE(S):

SRD The surrogate recovery was not calculated because the extract was diluted beyond the ability to quantitate a recovery.

E Estimated result. Result concentration exceeds the calibration range.

J Estimated result. Result is less than RL.

PG The percent difference between the original and confirmation analyses is greater than 40%.

AA= cannot confirm due to interference on cyano column analysis see NCM

SpecPro Inc

Client Sample ID: FWGLL3MW-238C-0067-GW

HPLC

Lot-Sample #...: A5G150118-005 **Work Order #...:** HFJ0Q2AH **Matrix.....:** WG
Date Sampled...: 07/14/05 10:20 **Date Received..:** 07/15/05
Prep Date.....: 07/21/05 **Analysis Date..:** 08/04/05
Prep Batch #...: 5202421
Dilution Factor: 10 **Method.....:** SW846 8330

PARAMETER	RESULT	REPORTING LIMIT	UNITS
4-Amino-2,6-dinitrotoluene	**26**	**1.0**	**ug/L**
1,3,5-Trinitrobenzene	**65**	**1.0**	**ug/L**
2,4,6-Trinitrotoluene	**130**	**1.0**	**ug/L**

SURROGATE	PERCENT RECOVERY	RECOVERY LIMITS
3,4-Dinitrotoluene	0.0 NC,SRD	(84 - 125)

NOTE(S):

NC The recovery and/or RPD were not calculated.

SRD The surrogate recovery was not calculated because the extract was diluted beyond the ability to quantitate a recovery.

SpecPro Inc

Client Sample ID: FWGLL3MW-238C-0067-GW

General Chemistry

Lot-Sample #...: A5G150118-005 **Work Order #...:** HFJ0Q **Matrix.....:** WG
Date Sampled...: 07/14/05 10:20 **Date Received..:** 07/15/05

PARAMETER	RESULT	RL	UNITS	METHOD	PREPARATION-ANALYSIS DATE	PREP BATCH #
Cyanide, Total	ND	0.010	mg/L	SW846 9012A	07/20/05	5201257
		Dilution Factor: 1				
Nitrocellulose	**0.13 B**	**0.50**	**mg/L**	**MCAWW 353.2**	**07/27-07/29/05**	**5208517**
		Dilution Factor: 1				

NOTE(S):

RL Reporting Limit

B Estimated result. Result is less than RL.

SpecPro Inc

Client Sample ID: FWGLL3MW-242C-0068-GW

Trace Level Organic Compounds

Lot-Sample #...: A5G150118-007 **Work Order #...:** HFJ001AK **Matrix.....:** WG
Date Sampled...: 07/14/05 12:45 **Date Received..:** 07/15/05
Prep Date.....: 07/25/05 **Analysis Date..:** 07/27/05
Prep Batch #...: 5206583
Dilution Factor: 1

PARAMETER	RESULT	DETECTION LIMIT	UNITS	METHOD
Nitroguanidine	ND	20	ug/L	NONE UV/HPLC per

SpecPro Inc

Client Sample ID: FWGLL3MW-242C-0068-GW

HPLC

Lot-Sample #...: A5G150118-007 **Work Order #...:** HFJ001AH **Matrix.....:** WG
Date Sampled...: 07/14/05 12:45 **Date Received..:** 07/15/05
Prep Date.....: 07/21/05 **Analysis Date..:** 08/02/05
Prep Batch #...: 5202421
Dilution Factor: 1 **Method.....:** SW846 8330

PARAMETER	RESULT	REPORTING LIMIT	UNITS
2-Amino-4,6-dinitrotoluene	ND	0.10	ug/L
4-Amino-2,6-dinitrotoluene	ND	0.10	ug/L
1,3-Dinitrobenzene	ND	0.10	ug/L
2,4-Dinitrotoluene	ND	0.10	ug/L
2,6-Dinitrotoluene	ND	0.10	ug/L
HMX	ND	0.10	ug/L
Nitrobenzene	ND	0.10	ug/L
2-Nitrotoluene	ND	0.50	ug/L
3-Nitrotoluene	ND	0.50	ug/L
4-Nitrotoluene	ND	0.50	ug/L
RDX	ND	0.10	ug/L
Tetryl	ND	0.10	ug/L
1,3,5-Trinitrobenzene	ND	0.10	ug/L
2,4,6-Trinitrotoluene	**0.025 J**	**0.10**	**ug/L**

SURROGATE	PERCENT RECOVERY	RECOVERY LIMITS
3,4-Dinitrotoluene	109	(84 - 125)

NOTE(S):

J Estimated result. Result is less than RL.

SpecPro Inc

Client Sample ID: FWGLL3MW-242C-0068-GW

General Chemistry

Lot-Sample #...: A5G150118-007 **Work Order #...:** HFJ00 **Matrix.....:** WG
Date Sampled...: 07/14/05 12:45 **Date Received..:** 07/15/05

PARAMETER	RESULT	RL	UNITS	METHOD	PREPARATION-ANALYSIS DATE	PREP BATCH #
Cyanide, Total	ND	0.010	mg/L	SW846 9012A	07/20/05	5201257
		Dilution Factor: 1				
Nitrocellulose	**0.13 B**	**0.50**	**mg/L**	**MCAWW 353.2**	**07/27-07/29/05**	**5208517**
		Dilution Factor: 1				

NOTE(S):

RL Reporting Limit

B Estimated result. Result is less than RL.

SpecPro Inc

Client Sample ID: FWGLL12MW-153C-0073-GW

Trace Level Organic Compounds

Lot-Sample #...: A5G150118-009 **Work Order #...:** HFJ1D1AK **Matrix.....:** WG
Date Sampled...: 07/14/05 09:56 **Date Received..:** 07/15/05
Prep Date.....: 07/25/05 **Analysis Date..:** 07/27/05
Prep Batch #...: 5206583
Dilution Factor: 1

PARAMETER	RESULT	DETECTION LIMIT	UNITS	METHOD
Nitroguanidine	ND	20	ug/L	NONE UV/HPLC per

SpecPro Inc

Client Sample ID: FWGLL12MW-153C-0073-GW

HPLC

Lot-Sample #...: A5G150118-009 **Work Order #...:** HFJ1D1AH **Matrix.....:** WG
Date Sampled...: 07/14/05 09:56 **Date Received..:** 07/15/05
Prep Date.....: 07/21/05 **Analysis Date..:** 08/02/05
Prep Batch #...: 5202421
Dilution Factor: 1 **Method.....:** SW846 8330

PARAMETER	RESULT	REPORTING LIMIT	UNITS
2-Amino-4,6-dinitrotoluene	ND	0.10	ug/L
4-Amino-2,6-dinitrotoluene	ND	0.10	ug/L
1,3-Dinitrobenzene	ND	0.10	ug/L
2,4-Dinitrotoluene	ND	0.10	ug/L
2,6-Dinitrotoluene	ND	0.10	ug/L
HMX	ND	0.10	ug/L
Nitrobenzene	ND	0.10	ug/L
2-Nitrotoluene	ND	0.50	ug/L
3-Nitrotoluene	ND	0.50	ug/L
4-Nitrotoluene	ND	0.50	ug/L
RDX	ND	0.10	ug/L
Tetryl	ND	0.10	ug/L
1,3,5-Trinitrobenzene	ND	0.10	ug/L
2,4,6-Trinitrotoluene	ND	0.10	ug/L

SURROGATE	PERCENT RECOVERY	RECOVERY LIMITS
3,4-Dinitrotoluene	104	(84 - 125)

SpecPro Inc

Client Sample ID: FWGLL12MW-153C-0073-GW

General Chemistry

Lot-Sample #...: A5G150118-009 **Work Order #...:** HFJ1D **Matrix.....:** WG
Date Sampled...: 07/14/05 09:56 **Date Received..:** 07/15/05

PARAMETER	RESULT	RL	UNITS	METHOD	PREPARATION-ANALYSIS DATE	PREP BATCH #
Cyanide, Total	ND	0.010	mg/L	SW846 9012A	07/20/05	5201259
		Dilution Factor: 1				
Nitrate-Nitrite	ND	0.1	mg/L	MCAWW 353.2	07/20/05	5201272
		Dilution Factor: 1				
Nitrocellulose	ND	0.50	mg/L	MCAWW 353.2	07/27-07/29/05	5208517
		Dilution Factor: 1				

SpecPro Inc

Client Sample ID: FWGLL12MW-182C-0074-GW

Trace Level Organic Compounds

Lot-Sample #...: A5G150118-011 **Work Order #...:** HFJ101AK **Matrix.....:** WG
Date Sampled...: 07/14/05 13:12 **Date Received..:** 07/15/05
Prep Date.....: 07/25/05 **Analysis Date..:** 07/27/05
Prep Batch #...: 5206583
Dilution Factor: 1

PARAMETER	RESULT	DETECTION LIMIT	UNITS	METHOD
Nitroguanidine	ND	20	ug/L	NONE UV/HPLC per

SpecPro Inc

Client Sample ID: FWGLL12MW-182C-0074-GW

HPLC

Lot-Sample #...: A5G150118-011 **Work Order #...:** HFJ101AH **Matrix.....:** WG
Date Sampled...: 07/14/05 13:12 **Date Received..:** 07/15/05
Prep Date.....: 07/21/05 **Analysis Date..:** 08/02/05
Prep Batch #...: 5202421
Dilution Factor: 1 **Method.....:** SW846 8330

PARAMETER	RESULT	REPORTING LIMIT	UNITS
2-Amino-4,6-dinitrotoluene	ND	0.10	ug/L
4-Amino-2,6-dinitrotoluene	ND	0.10	ug/L
1,3-Dinitrobenzene	ND	0.10	ug/L
2,4-Dinitrotoluene	ND	0.10	ug/L
2,6-Dinitrotoluene	ND	0.10	ug/L
HMX	ND	0.10	ug/L
Nitrobenzene	ND	0.10	ug/L
2-Nitrotoluene	ND	0.50	ug/L
3-Nitrotoluene	ND	0.50	ug/L
4-Nitrotoluene	ND	0.50	ug/L
RDX	ND	0.10	ug/L
Tetryl	ND	0.10	ug/L
1,3,5-Trinitrobenzene	ND	0.10	ug/L
2,4,6-Trinitrotoluene	ND	0.10	ug/L

SURROGATE	PERCENT RECOVERY	RECOVERY LIMITS
3,4-Dinitrotoluene	109	(84 - 125)

SpecPro Inc

Client Sample ID: FWGLL12MW-182C-0074-GW

General Chemistry

Lot-Sample #...: A5G150118-011 **Work Order #...:** HFJ10 **Matrix.....:** WG
Date Sampled...: 07/14/05 13:12 **Date Received..:** 07/15/05

PARAMETER	RESULT	RL	UNITS	METHOD	PREPARATION-ANALYSIS DATE	PREP BATCH #
Cyanide, Total	ND	0.010	mg/L	SW846 9012A	07/20/05	5201259
		Dilution Factor: 1				
Nitrate-Nitrite	ND	0.1	mg/L	MCAWW 353.2	07/20/05	5201272
		Dilution Factor: 1				
Nitrocellulose	ND	0.50	mg/L	MCAWW 353.2	07/27-07/29/05	5208517
		Dilution Factor: 1				

SpecPro Inc

Client Sample ID: FWGLL12MW-183C-0075-GW

Trace Level Organic Compounds

Lot-Sample #...: A5G150118-013 **Work Order #...:** HFJ2K1AK **Matrix.....:** WG
Date Sampled...: 07/14/05 15:06 **Date Received..:** 07/15/05
Prep Date.....: 07/25/05 **Analysis Date..:** 07/27/05
Prep Batch #...: 5206583
Dilution Factor: 1

PARAMETER	RESULT	DETECTION LIMIT	UNITS	METHOD
Nitroguanidine	ND	20	ug/L	NONE UV/HPLC per

SpecPro Inc

Client Sample ID: FWGLL12MW-183C-0075-GW

HPLC

Lot-Sample #...: A5G150118-013 **Work Order #...:** HFJ2K1AH **Matrix.....:** WG
Date Sampled...: 07/14/05 15:06 **Date Received..:** 07/15/05
Prep Date.....: 07/21/05 **Analysis Date..:** 08/02/05
Prep Batch #...: 5202421
Dilution Factor: 1 **Method.....:** SW846 8330

PARAMETER	RESULT	REPORTING LIMIT	UNITS
2-Amino-4,6-dinitrotoluene	ND	0.10	ug/L
4-Amino-2,6-dinitrotoluene	ND	0.10	ug/L
1,3-Dinitrobenzene	ND	0.10	ug/L
2,4-Dinitrotoluene	ND	0.10	ug/L
2,6-Dinitrotoluene	ND	0.10	ug/L
HMX	ND	0.10	ug/L
Nitrobenzene	ND	0.10	ug/L
2-Nitrotoluene	ND	0.50	ug/L
3-Nitrotoluene	ND	0.50	ug/L
4-Nitrotoluene	ND	0.50	ug/L
RDX	ND	0.10	ug/L
Tetryl	ND	0.10	ug/L
1,3,5-Trinitrobenzene	**0.035 J**	**0.10**	**ug/L**
2,4,6-Trinitrotoluene	ND	0.10	ug/L

SURROGATE	PERCENT RECOVERY	RECOVERY LIMITS
3,4-Dinitrotoluene	107	(84 - 125)

NOTE(S):

J Estimated result. Result is less than RL.

SpecPro Inc

Client Sample ID: FWGLL12MW-183C-0075-GW

General Chemistry

Lot-Sample #...: A5G150118-013 **Work Order #...:** HFJ2K **Matrix.....:** WG
Date Sampled...: 07/14/05 15:06 **Date Received..:** 07/15/05

PARAMETER	RESULT	RL	UNITS	METHOD	PREPARATION-ANALYSIS DATE	PREP BATCH #
Cyanide, Total	ND	0.010	mg/L	SW846 9012A	07/20/05	5201259
		Dilution Factor: 1				
Nitrate-Nitrite	**0.03 B**	**0.1**	**mg/L**	**MCAWW 353.2**	**07/20/05**	**5201272**
		Dilution Factor: 1				
Nitrocellulose	ND	0.50	mg/L	MCAWW 353.2	07/27-07/29/05	5208517
		Dilution Factor: 1				

NOTE(S):

RL Reporting Limit

B Estimated result. Result is less than RL.

SpecPro Inc

Client Sample ID: FWGCBPMW-005C-0077-GW

Trace Level Organic Compounds

Lot-Sample #...: A5G150118-015 **Work Order #...:** HFJ2R1A1 **Matrix.....:** WG
Date Sampled...: 07/14/05 11:51 **Date Received..:** 07/15/05
Prep Date.....: 07/25/05 **Analysis Date..:** 07/27/05
Prep Batch #...: 5206583
Dilution Factor: 1

PARAMETER	RESULT	DETECTION LIMIT	UNITS	METHOD
Nitroguanidine	ND	20	ug/L	NONE UV/HPLC per

SpecPro Inc

Client Sample ID: FWGCBPMW-005C-0077-GW

HPLC

Lot-Sample #...: A5G150118-015 **Work Order #...:** HFJ2R1AT **Matrix.....:** WG
Date Sampled...: 07/14/05 11:51 **Date Received..:** 07/15/05
Prep Date.....: 07/21/05 **Analysis Date..:** 08/02/05
Prep Batch #...: 5202421
Dilution Factor: 1 **Method.....:** SW846 8330

PARAMETER	RESULT	REPORTING LIMIT	UNITS
2-Amino-4,6-dinitrotoluene	ND	0.10	ug/L
4-Amino-2,6-dinitrotoluene	ND	0.10	ug/L
1,3-Dinitrobenzene	ND	0.10	ug/L
2,4-Dinitrotoluene	ND	0.10	ug/L
2,6-Dinitrotoluene	ND	0.10	ug/L
HMX	ND	0.10	ug/L
Nitrobenzene	ND	0.10	ug/L
2-Nitrotoluene	ND	0.50	ug/L
3-Nitrotoluene	ND	0.50	ug/L
4-Nitrotoluene	ND	0.50	ug/L
RDX	ND	0.10	ug/L
Tetryl	ND	0.10	ug/L
1,3,5-Trinitrobenzene	ND	0.10	ug/L
2,4,6-Trinitrotoluene	ND	0.10	ug/L

SURROGATE	PERCENT RECOVERY	RECOVERY LIMITS
3,4-Dinitrotoluene	105	(84 - 125)

SpecPro Inc

Client Sample ID: FWGCBPMW-005C-0077-GW

General Chemistry

Lot-Sample #...: A5G150118-015 **Work Order #...:** HFJ2R **Matrix.....:** WG
Date Sampled...: 07/14/05 11:51 **Date Received..:** 07/15/05

PARAMETER	RESULT	RL	UNITS	METHOD	PREPARATION-ANALYSIS DATE	PREP BATCH #
Cyanide, Total	ND	0.010	mg/L	SW846 9012A	07/20/05	5201259
		Dilution Factor: 1				
Nitrocellulose	ND	0.50	mg/L	MCAWW 353.2	07/27-07/29/05	5208517
		Dilution Factor: 1				

SpecPro Inc

Client Sample ID: FWGCBPMW-007C-0078-GW

Trace Level Organic Compounds

Lot-Sample #...: A5G150118-017 **Work Order #...:** HFJ221AJ **Matrix.....:** WG
Date Sampled...: 07/14/05 14:22 **Date Received..:** 07/15/05
Prep Date.....: 07/25/05 **Analysis Date..:** 07/27/05
Prep Batch #...: 5206583
Dilution Factor: 1

PARAMETER	RESULT	DETECTION LIMIT	UNITS	METHOD
Nitroguanidine	ND	20	ug/L	NONE UV/HPLC per

SpecPro Inc

Client Sample ID: FWGCBPMW-007C-0078-GW

HPLC

Lot-Sample #...: A5G150118-017 **Work Order #...:** HFJ221AG **Matrix.....:** WG
Date Sampled...: 07/14/05 14:22 **Date Received..:** 07/15/05
Prep Date.....: 07/21/05 **Analysis Date..:** 08/02/05
Prep Batch #...: 5202421
Dilution Factor: 1 **Method.....:** SW846 8330

PARAMETER	RESULT	REPORTING LIMIT	UNITS
2-Amino-4,6-dinitrotoluene	ND	0.10	ug/L
4-Amino-2,6-dinitrotoluene	ND	0.10	ug/L
1,3-Dinitrobenzene	ND	0.10	ug/L
2,4-Dinitrotoluene	ND	0.10	ug/L
2,6-Dinitrotoluene	ND	0.10	ug/L
HMX	ND	0.10	ug/L
Nitrobenzene	ND	0.10	ug/L
2-Nitrotoluene	ND	0.50	ug/L
3-Nitrotoluene	ND	0.50	ug/L
4-Nitrotoluene	ND	0.50	ug/L
RDX	ND	0.10	ug/L
Tetryl	ND	0.10	ug/L
1,3,5-Trinitrobenzene	ND	0.10	ug/L
2,4,6-Trinitrotoluene	ND	0.10	ug/L

SURROGATE	PERCENT RECOVERY	RECOVERY LIMITS
3,4-Dinitrotoluene	108	(84 - 125)

SpecPro Inc

Client Sample ID: FWGCBPMW-007C-0078-GW

General Chemistry

Lot-Sample #...: A5G150118-017 **Work Order #...:** HFJ22 **Matrix.....:** WG
Date Sampled...: 07/14/05 14:22 **Date Received..:** 07/15/05

PARAMETER	RESULT	RL	UNITS	METHOD	PREPARATION-ANALYSIS DATE	PREP BATCH #
Cyanide, Total	ND	0.010	mg/L	SW846 9012A	07/20/05	5201259
		Dilution Factor: 1				
Nitrocellulose	ND	0.50	mg/L	MCAWW 353.2	07/27-07/29/05	5208517
		Dilution Factor: 1				

SpecPro Inc

Client Sample ID: FWGWBGmw-006C-0080-gw

Trace Level Organic Compounds

Lot-Sample #...: A5G150118-019 **Work Order #...:** HFJ251AJ **Matrix.....:** WG
Date Sampled...: 07/14/05 15:26 **Date Received..:** 07/15/05
Prep Date.....: 07/25/05 **Analysis Date..:** 07/27/05
Prep Batch #...: 5206583
Dilution Factor: 1

PARAMETER	RESULT	DETECTION LIMIT	UNITS	METHOD
Nitroguanidine	ND	20	ug/L	NONE UV/HPLC per

SpecPro Inc

Client Sample ID: FWGWBGmw-006C-0080-gw

HPLC

Lot-Sample #...: A5G150118-019 **Work Order #...:** HFJ251AG **Matrix.....:** WG
Date Sampled...: 07/14/05 15:26 **Date Received..:** 07/15/05
Prep Date.....: 07/21/05 **Analysis Date..:** 08/02/05
Prep Batch #...: 5202421
Dilution Factor: 1 **Method.....:** SW846 8330

PARAMETER	RESULT	REPORTING LIMIT	UNITS
2-Amino-4,6-dinitrotoluene	ND	0.10	ug/L
4-Amino-2,6-dinitrotoluene	ND	0.10	ug/L
1,3-Dinitrobenzene	ND	0.10	ug/L
2,4-Dinitrotoluene	ND	0.10	ug/L
2,6-Dinitrotoluene	ND	0.10	ug/L
HMX	**18**	**0.10**	**ug/L**
Nitrobenzene	ND	0.10	ug/L
2-Nitrotoluene	ND	0.50	ug/L
3-Nitrotoluene	ND	0.50	ug/L
4-Nitrotoluene	ND	0.50	ug/L
RDX	**70 E**	**0.10**	**ug/L**
Tetryl	ND	0.10	ug/L
1,3,5-Trinitrobenzene	ND	0.10	ug/L
2,4,6-Trinitrotoluene	ND	0.10	ug/L

SURROGATE	PERCENT RECOVERY	RECOVERY LIMITS
3,4-Dinitrotoluene	112	(84 - 125)

NOTE(S):

E Estimated result. Result concentration exceeds the calibration range.

SpecPro Inc

Client Sample ID: FWGWBGmw-006C-0080-gw

HPLC

Lot-Sample #...: A5G150118-019 **Work Order #...:** HFJ252AG **Matrix.....:** WG
Date Sampled...: 07/14/05 15:26 **Date Received..:** 07/15/05
Prep Date.....: 07/21/05 **Analysis Date..:** 08/04/05
Prep Batch #...: 5202421
Dilution Factor: 5 **Method.....:** SW846 8330

PARAMETER	RESULT	REPORTING LIMIT	UNITS
RDX	**73**	**0.50**	**ug/L**

SURROGATE	PERCENT RECOVERY	RECOVERY LIMITS
3,4-Dinitrotoluene	107	(84 - 125)

SpecPro Inc

Client Sample ID: FWGWBGmw-006C-0080-gw

General Chemistry

Lot-Sample #...: A5G150118-019 **Work Order #...:** HFJ25 **Matrix.....:** WG
Date Sampled...: 07/14/05 15:26 **Date Received..:** 07/15/05

PARAMETER	RESULT	RL	UNITS	METHOD	PREPARATION-ANALYSIS DATE	PREP BATCH #
Cyanide, Total	ND	0.010	mg/L	SW846 9012A	07/20/05	5201259
		Dilution Factor: 1				
Nitrocellulose	ND	0.50	mg/L	MCAWW 353.2	07/27-07/29/05	5208517
		Dilution Factor: 1				

METHOD BLANK REPORT

Trace Level Organic Compounds

Client Lot #...: A5G150118 **Work Order #...:** HF8AG1AA **Matrix.....:** WATER
MB Lot-Sample #: G5G250000-583
Prep Date.....: 07/25/05
Analysis Date..: 07/27/05 **Prep Batch #...:** 5206583
Dilution Factor: 1

PARAMETER	RESULT	DETECTION LIMIT	UNITS	METHOD
Nitroguanidine	ND	20	ug/L	NONE UV/HPLC per

NOTE(S):

Calculations are performed before rounding to avoid round-off errors in calculated results.

METHOD BLANK REPORT

HPLC

Client Lot #...: A5G150118 **Work Order #...:** HF1NH1AA **Matrix.....:** WATER
MB Lot-Sample #: G5G210000-421
Prep Date.....: 07/21/05
Analysis Date..: 08/02/05 **Prep Batch #...:** 5202421
Dilution Factor: 1

PARAMETER	RESULT	REPORTING LIMIT	UNITS	METHOD
2-Amino-4,6-dinitrotoluene	ND	0.10	ug/L	SW846 8330
4-Amino-2,6-dinitrotoluene	ND	0.10	ug/L	SW846 8330
1,3-Dinitrobenzene	ND	0.10	ug/L	SW846 8330
2,4-Dinitrotoluene	ND	0.10	ug/L	SW846 8330
2,6-Dinitrotoluene	ND	0.10	ug/L	SW846 8330
HMX	ND	0.10	ug/L	SW846 8330
Nitrobenzene	ND	0.10	ug/L	SW846 8330
2-Nitrotoluene	ND	0.50	ug/L	SW846 8330
3-Nitrotoluene	ND	0.50	ug/L	SW846 8330
4-Nitrotoluene	ND	0.50	ug/L	SW846 8330
RDX	ND	0.10	ug/L	SW846 8330
Tetryl	ND	0.10	ug/L	SW846 8330
1,3,5-Trinitrobenzene	ND	0.10	ug/L	SW846 8330
2,4,6-Trinitrotoluene	ND	0.10	ug/L	SW846 8330

SURROGATE	PERCENT RECOVERY	RECOVERY LIMITS
3,4-Dinitrotoluene	106	(84 - 125)

NOTE(S):

Calculations are performed before rounding to avoid round-off errors in calculated results.

METHOD BLANK REPORT

HPLC

Client Lot #...: A5G150118 **Work Order #...:** HF1NH1AD **Matrix.....:** WATER
MB Lot-Sample #: G5G210000-421
Prep Date.....: 07/21/05
Analysis Date..: 08/02/05 **Prep Batch #...:** 5202421
Dilution Factor: 1

PARAMETER	RESULT	REPORTING LIMIT	UNITS	METHOD
2-Amino-4,6-dinitrotoluene	ND	0.10	ug/L	SW846 8330
4-Amino-2,6-dinitrotoluene	ND	0.10	ug/L	SW846 8330
1,3-Dinitrobenzene	ND	0.10	ug/L	SW846 8330
2,4-Dinitrotoluene	ND	0.10	ug/L	SW846 8330
2,6-Dinitrotoluene	ND	0.10	ug/L	SW846 8330
HMX	ND	0.10	ug/L	SW846 8330
Nitrobenzene	ND	0.10	ug/L	SW846 8330
2-Nitrotoluene	ND	0.50	ug/L	SW846 8330
3-Nitrotoluene	ND	0.50	ug/L	SW846 8330
4-Nitrotoluene	ND	0.50	ug/L	SW846 8330
RDX	ND	0.10	ug/L	SW846 8330
Tetryl	ND	0.10	ug/L	SW846 8330
1,3,5-Trinitrobenzene	ND	0.10	ug/L	SW846 8330
2,4,6-Trinitrotoluene	ND	0.10	ug/L	SW846 8330

SURROGATE	PERCENT RECOVERY	RECOVERY LIMITS
3,4-Dinitrotoluene	104	(84 - 125)

NOTE(S):

Calculations are performed before rounding to avoid round-off errors in calculated results.

METHOD BLANK REPORT

General Chemistry

Client Lot #...: A5G150118 **Matrix.....:** WATER

PARAMETER	RESULT	REPORTING LIMIT	UNITS	METHOD	PREPARATION-ANALYSIS DATE	PREP BATCH #
Cyanide, Total		Work Order #: HFVNT1AA		MB Lot-Sample #:	A5G200000-257	
	ND	0.010	mg/L	SW846 9012A	07/20/05	5201257
		Dilution Factor: 1				
Cyanide, Total		Work Order #: HFVN01AA		MB Lot-Sample #:	A5G200000-259	
	ND	0.010	mg/L	SW846 9012A	07/20/05	5201259
		Dilution Factor: 1				
Nitrate-Nitrite		Work Order #: HFVQK1AA		MB Lot-Sample #:	A5G200000-272	
	ND	0.1	mg/L	MCAWW 353.2	07/20/05	5201272
		Dilution Factor: 1				
Nitrocellulose		Work Order #: HGEC81AA		MB Lot-Sample #:	G5G270000-517	
	ND	0.50	mg/L	MCAWW 353.2	07/27-07/29/05	5208517
		Dilution Factor: 1				

NOTE(S):

Calculations are performed before rounding to avoid round-off errors in calculated results.

LABORATORY CONTROL SAMPLE EVALUATION REPORT

Trace Level Organic Compounds

Client Lot #...: A5G150118 **Work Order #...:** HF8AG1AC **Matrix.....:** WATER
LCS Lot-Sample#: G5G250000-583
Prep Date.....: 07/25/05 **Analysis Date..:** 07/27/05
Prep Batch #...: 5206583
Dilution Factor: 1

PARAMETER	PERCENT RECOVERY	RECOVERY LIMITS	METHOD
Nitroguanidine	**109**	**(79 - 119)**	**NONE UV/HPLC per SOP**

NOTE(S):

Calculations are performed before rounding to avoid round-off errors in calculated results.

Bold print denotes control parameters

LABORATORY CONTROL SAMPLE DATA REPORT

Trace Level Organic Compounds

Client Lot #...: A5G150118 **Work Order #...:** HF8AG1AC **Matrix.....:** WATER
LCS Lot-Sample#: G5G250000-583
Prep Date.....: 07/25/05 **Analysis Date..:** 07/27/05
Prep Batch #...: 5206583
Dilution Factor: 1

PARAMETER	SPIKE AMOUNT	MEASURED AMOUNT	UNITS	PERCENT RECOVERY	METHOD
Nitroguanidine	**250**	**270**	**ug/L**	**109**	**NONE UV/HPLC per**

NOTE(S):

Calculations are performed before rounding to avoid round-off errors in calculated results.

Bold print denotes control parameters

LABORATORY CONTROL SAMPLE EVALUATION REPORT

HPLC

Client Lot #...: A5G150118 **Work Order #...:** HF1NH1AC **Matrix.....:** WATER
LCS Lot-Sample#: G5G210000-421
Prep Date.....: 07/21/05 **Analysis Date..:** 08/02/05
Prep Batch #...: 5202421
Dilution Factor: 1

PARAMETER	PERCENT RECOVERY	RECOVERY LIMITS	METHOD
2-Amino-4,6-dinitrotoluene	**116**	**(82 - 125)**	**SW846 8330**
4-Amino-2,6-dinitrotoluene	**114**	**(85 - 123)**	**SW846 8330**
1,3-Dinitrobenzene	**119**	**(89 - 130)**	**SW846 8330**
2,4-Dinitrotoluene	**117**	**(86 - 128)**	**SW846 8330**
2,6-Dinitrotoluene	**117**	**(86 - 127)**	**SW846 8330**
HMX	**121**	**(82 - 121)**	**SW846 8330**
Nitrobenzene	**117**	**(81 - 125)**	**SW846 8330**
2-Nitrotoluene	**113**	**(90 - 120)**	**SW846 8330**
3-Nitrotoluene	**114**	**(87 - 122)**	**SW846 8330**
4-Nitrotoluene	**114**	**(87 - 124)**	**SW846 8330**
RDX	**118**	**(94 - 124)**	**SW846 8330**
Tetryl	**115**	**(81 - 126)**	**SW846 8330**
1,3,5-Trinitrobenzene	**115**	**(81 - 132)**	**SW846 8330**
2,4,6-Trinitrotoluene	**116**	**(86 - 126)**	**SW846 8330**

SURROGATE	PERCENT RECOVERY	RECOVERY LIMITS
3,4-Dinitrotoluene	110	(84 - 125)

NOTE(S):

Calculations are performed before rounding to avoid round-off errors in calculated results.

Bold print denotes control parameters

LABORATORY CONTROL SAMPLE DATA REPORT

HPLC

Client Lot #...: A5G150118 **Work Order #...:** HF1NH1AC **Matrix.....:** WATER
LCS Lot-Sample#: G5G210000-421
Prep Date.....: 07/21/05 **Analysis Date..:** 08/02/05
Prep Batch #...: 5202421
Dilution Factor: 1

PARAMETER	SPIKE AMOUNT	MEASURED AMOUNT	UNITS	PERCENT RECOVERY	METHOD
2-Amino-4,6-dinitrotoluene	**1.0**	**1.2**	**ug/L**	**116**	**SW846 8330**
4-Amino-2,6-dinitrotoluene	**1.0**	**1.1**	**ug/L**	**114**	**SW846 8330**
1,3-Dinitrobenzene	**1.0**	**1.2**	**ug/L**	**119**	**SW846 8330**
2,4-Dinitrotoluene	**1.0**	**1.2**	**ug/L**	**117**	**SW846 8330**
2,6-Dinitrotoluene	**1.0**	**1.2**	**ug/L**	**117**	**SW846 8330**
HMX	**1.0**	**1.2**	**ug/L**	**121**	**SW846 8330**
Nitrobenzene	**1.0**	**1.2**	**ug/L**	**117**	**SW846 8330**
2-Nitrotoluene	**1.0**	**1.1**	**ug/L**	**113**	**SW846 8330**
3-Nitrotoluene	**1.0**	**1.1**	**ug/L**	**114**	**SW846 8330**
4-Nitrotoluene	**1.0**	**1.1**	**ug/L**	**114**	**SW846 8330**
RDX	**1.0**	**1.2**	**ug/L**	**118**	**SW846 8330**
Tetryl	**1.0**	**1.2**	**ug/L**	**115**	**SW846 8330**
1,3,5-Trinitrobenzene	**1.0**	**1.1**	**ug/L**	**115**	**SW846 8330**
2,4,6-Trinitrotoluene	**1.0**	**1.2**	**ug/L**	**116**	**SW846 8330**

SURROGATE	PERCENT RECOVERY	RECOVERY LIMITS
3,4-Dinitrotoluene	110	(84 - 125)

NOTE(S):

Calculations are performed before rounding to avoid round-off errors in calculated results.

Bold print denotes control parameters

LABORATORY CONTROL SAMPLE EVALUATION REPORT

General Chemistry

Client Lot #...: A5G150118 **Matrix.....:** WATER

PARAMETER	PERCENT RECOVERY	RECOVERY LIMITS	METHOD	PREPARATION-ANALYSIS DATE	PREP BATCH #
Cyanide, Total		Work Order #: HFVNT1AC	LCS Lot-Sample#: A5G200000-257		
	89	(69 - 118)	SW846 9012A	07/20/05	5201257
		Dilution Factor: 1			
Cyanide, Total		Work Order #: HFVN01AC	LCS Lot-Sample#: A5G200000-259		
	89	(69 - 118)	SW846 9012A	07/20/05	5201259
		Dilution Factor: 1			
Nitrate-Nitrite		Work Order #: HFVQK1AC	LCS Lot-Sample#: A5G200000-272		
	100	(79 - 117)	MCAWW 353.2	07/20/05	5201272
		Dilution Factor: 1			
Nitrocellulose		Work Order #: HGEC81AC	LCS Lot-Sample#: G5G270000-517		
	112 N	(56 - 111)	MCAWW 353.2	07/27-07/29/05	5208517
		Dilution Factor: 1			

NOTE(S):

Calculations are performed before rounding to avoid round-off errors in calculated results.

N Spiked analyte recovery is outside stated control limits.

LABORATORY CONTROL SAMPLE DATA REPORT

General Chemistry

Client Lot #...: A5G150118 **Matrix.....:** WATER

PARAMETER	SPIKE AMOUNT	MEASURED AMOUNT	UNITS	PERCNT RECVRY	METHOD	PREPARATION-ANALYSIS DATE	PREP BATCH #
Cyanide, Total			Work Order #: HFVNT1AC		LCS Lot-Sample#: A5G200000-257		
	0.17	0.15	mg/L	89	SW846 9012A	07/20/05	5201257
			Dilution Factor: 1				
Cyanide, Total			Work Order #: HFVN01AC		LCS Lot-Sample#: A5G200000-259		
	0.17	0.15	mg/L	89	SW846 9012A	07/20/05	5201259
			Dilution Factor: 1				
Nitrate-Nitrite			Work Order #: HFVQK1AC		LCS Lot-Sample#: A5G200000-272		
	2.2	2.2	mg/L	100	MCAWW 353.2	07/20/05	5201272
			Dilution Factor: 1				
Nitrocellulose			Work Order #: HGEC81AC		LCS Lot-Sample#: G5G270000-517		
	2.0	2.2 N	mg/L	112	MCAWW 353.2	07/27-07/29/05	5208517
			Dilution Factor: 1				

NOTE(S):

Calculations are performed before rounding to avoid round-off errors in calculated results.

N Spiked analyte recovery is outside stated control limits.

MATRIX SPIKE SAMPLE EVALUATION REPORT

Trace Level Organic Compounds

Client Lot #...: A5G150118 **Work Order #...:** HFJ2R1A2-MS **Matrix.....:** WG
MS Lot-Sample #: A5G150118-015 HFJ2R1A3-MSD
Date Sampled...: 07/14/05 11:51 **Date Received..:** 07/15/05
Prep Date.....: 07/25/05 **Analysis Date..:** 07/27/05
Prep Batch #...: 5206583
Dilution Factor: 1

PARAMETER	PERCENT RECOVERY	RECOVERY LIMITS	RPD	RPD LIMITS	METHOD
Nitroguanidine	**106**	**(79 - 119)**			**NONE UV/HPLC per SOP**
	105	**(79 - 119)**	**1.4**	**(0-15)**	**NONE UV/HPLC per SOP**

NOTE(S):

Calculations are performed before rounding to avoid round-off errors in calculated results.

Bold print denotes control parameters

MATRIX SPIKE SAMPLE DATA REPORT

Trace Level Organic Compounds

Client Lot #...: A5G150118 **Work Order #...:** HFJ2R1A2-MS **Matrix.....:** WG
MS Lot-Sample #: A5G150118-015 HFJ2R1A3-MSD
Date Sampled...: 07/14/05 11:51 **Date Received..:** 07/15/05
Prep Date.....: 07/25/05 **Analysis Date..:** 07/27/05
Prep Batch #...: 5206583
Dilution Factor: 1

PARAMETER	SAMPLE AMOUNT	SPIKE AMT	MEASRD AMOUNT	UNITS	PERCNT RECVRY	RPD	METHOD
Nitroguanidine	**ND**	**250**	**270**	**ug/L**	**106**		**NONE UV/HPLC per SOP**
	ND	**250**	**260**	**ug/L**	**105**	**1.4**	**NONE UV/HPLC per SOP**

NOTE(S):

Calculations are performed before rounding to avoid round-off errors in calculated results.

Bold print denotes control parameters

MATRIX SPIKE SAMPLE EVALUATION REPORT

HPLC

Client Lot #...: A5G150118 **Work Order #...:** HFJ2R1AU-MS **Matrix.....:** WG
MS Lot-Sample #: A5G150118-015 HFJ2R1AV-MSD
Date Sampled...: 07/14/05 11:51 **Date Received..:** 07/15/05
Prep Date.....: 07/21/05 **Analysis Date..:** 08/02/05
Prep Batch #...: 5202421
Dilution Factor: 1

PARAMETER	PERCENT RECOVERY	RECOVERY LIMITS	RPD	RPD LIMITS	METHOD
2-Amino-4,6-dinitrotoluene	**105**	**(82 - 125)**			**SW846 8330**
	103	**(82 - 125)**	**2.2**	**(0-15)**	**SW846 8330**
4-Amino-2,6-dinitrotoluene	**103**	**(85 - 123)**			**SW846 8330**
	105	**(85 - 123)**	**2.0**	**(0-15)**	**SW846 8330**
1,3-Dinitrobenzene	**107**	**(89 - 130)**			**SW846 8330**
	101	**(89 - 130)**	**5.8**	**(0-15)**	**SW846 8330**
2,4-Dinitrotoluene	**106**	**(86 - 128)**			**SW846 8330**
	102	**(86 - 128)**	**4.6**	**(0-15)**	**SW846 8330**
2,6-Dinitrotoluene	**107**	**(86 - 127)**			**SW846 8330**
	108	**(86 - 127)**	**1.0**	**(0-15)**	**SW846 8330**
HMX	**111**	**(82 - 121)**			**SW846 8330**
	113	**(82 - 121)**	**2.1**	**(0-15)**	**SW846 8330**
Nitrobenzene	**105**	**(81 - 125)**			**SW846 8330**
	105	**(81 - 125)**	**0.49**	**(0-15)**	**SW846 8330**
2-Nitrotoluene	**103**	**(90 - 120)**			**SW846 8330**
	103	**(90 - 120)**	**0.59**	**(0-15)**	**SW846 8330**
3-Nitrotoluene	**102**	**(87 - 122)**			**SW846 8330**
	102	**(87 - 122)**	**0.43**	**(0-15)**	**SW846 8330**
4-Nitrotoluene	**105**	**(87 - 124)**			**SW846 8330**
	104	**(87 - 124)**	**0.87**	**(0-15)**	**SW846 8330**
RDX	**106**	**(94 - 124)**			**SW846 8330**
	110	**(94 - 124)**	**3.6**	**(0-15)**	**SW846 8330**
Tetryl	**100**	**(81 - 126)**			**SW846 8330**
	86	**(81 - 126)**	**14**	**(0-15)**	**SW846 8330**
1,3,5-Trinitrobenzene	**97**	**(81 - 132)**			**SW846 8330**
	88	**(81 - 132)**	**9.4**	**(0-16)**	**SW846 8330**
2,4,6-Trinitrotoluene	**104**	**(86 - 126)**			**SW846 8330**
	105	**(86 - 126)**	**1.3**	**(0-15)**	**SW846 8330**

SURROGATE	PERCENT RECOVERY	RECOVERY LIMITS
3,4-Dinitrotoluene	102	(84 - 125)
	91	(84 - 125)

NOTE(S):

Calculations are performed before rounding to avoid round-off errors in calculated results.

Bold print denotes control parameters

MATRIX SPIKE SAMPLE DATA REPORT

HPLC

Client Lot #...: A5G150118 **Work Order #...:** HFJ2R1AU-MS **Matrix.....:** WG
MS Lot-Sample #: A5G150118-015 HFJ2R1AV-MSD
Date Sampled...: 07/14/05 11:51 **Date Received..:** 07/15/05
Prep Date.....: 07/21/05 **Analysis Date..:** 08/02/05
Prep Batch #...: 5202421
Dilution Factor: 1

PARAMETER	SAMPLE AMOUNT	SPIKE AMT	MEASRD AMOUNT	UNITS	PERCNT RECVRY	RPD	METHOD
2-Amino-4,6-dinitrotoluene	**ND**	**1.0**	**1.0**	**ug/L**	**105**		**SW846 8330**
	ND	**1.0**	**1.0**	**ug/L**	**103**	**2.2**	**SW846 8330**
4-Amino-2,6-dinitrotoluene	**ND**	**1.0**	**1.0**	**ug/L**	**103**		**SW846 8330**
	ND	**1.0**	**1.1**	**ug/L**	**105**	**2.0**	**SW846 8330**
1,3-Dinitrobenzene	**ND**	**1.0**	**1.1**	**ug/L**	**107**		**SW846 8330**
	ND	**1.0**	**1.0**	**ug/L**	**101**	**5.8**	**SW846 8330**
2,4-Dinitrotoluene	**ND**	**1.0**	**1.1**	**ug/L**	**106**		**SW846 8330**
	ND	**1.0**	**1.0**	**ug/L**	**102**	**4.6**	**SW846 8330**
2,6-Dinitrotoluene	**ND**	**1.0**	**1.1**	**ug/L**	**107**		**SW846 8330**
	ND	**1.0**	**1.1**	**ug/L**	**108**	**1.0**	**SW846 8330**
HMX	**ND**	**1.0**	**1.1**	**ug/L**	**111**		**SW846 8330**
	ND	**1.0**	**1.1**	**ug/L**	**113**	**2.1**	**SW846 8330**
Nitrobenzene	**ND**	**1.0**	**1.0**	**ug/L**	**105**		**SW846 8330**
	ND	**1.0**	**1.1**	**ug/L**	**105**	**0.49**	**SW846 8330**
2-Nitrotoluene	**ND**	**1.0**	**1.0**	**ug/L**	**103**		**SW846 8330**
	ND	**1.0**	**1.0**	**ug/L**	**103**	**0.59**	**SW846 8330**
3-Nitrotoluene	**ND**	**1.0**	**1.0**	**ug/L**	**102**		**SW846 8330**
	ND	**1.0**	**1.0**	**ug/L**	**102**	**0.43**	**SW846 8330**
4-Nitrotoluene	**ND**	**1.0**	**1.1**	**ug/L**	**105**		**SW846 8330**
	ND	**1.0**	**1.0**	**ug/L**	**104**	**0.87**	**SW846 8330**
RDX	**ND**	**1.0**	**1.1**	**ug/L**	**106**		**SW846 8330**
	ND	**1.0**	**1.1**	**ug/L**	**110**	**3.6**	**SW846 8330**
Tetryl	**ND**	**1.0**	**1.0**	**ug/L**	**100**		**SW846 8330**
	ND	**1.0**	**0.86**	**ug/L**	**86**	**14**	**SW846 8330**
1,3,5-Trinitrobenzene	**ND**	**1.0**	**0.97**	**ug/L**	**97**		**SW846 8330**
	ND	**1.0**	**0.88**	**ug/L**	**88**	**9.4**	**SW846 8330**
2,4,6-Trinitrotoluene	**ND**	**1.0**	**1.0**	**ug/L**	**104**		**SW846 8330**
	ND	**1.0**	**1.1**	**ug/L**	**105**	**1.3**	**SW846 8330**

SURROGATE	PERCENT RECOVERY	RECOVERY LIMITS
3,4-Dinitrotoluene	102	(84 - 125)
	91	(84 - 125)

NOTE(S):

Calculations are performed before rounding to avoid round-off errors in calculated results.

Bold print denotes control parameters

MATRIX SPIKE SAMPLE EVALUATION REPORT

General Chemistry

Client Lot #...: A5G150118 **Matrix.....:** WATER
Date Sampled...: 07/11/05 **Date Received..:** 07/11/05

PARAMETER	PERCENT RECOVERY	RECOVERY LIMITS	RPD	RPD LIMITS	METHOD	PREPARATION-ANALYSIS DATE	PREP BATCH #
Cyanide, Total		WO#: HFMNN1AQ-MS/HFMNN1AR-MSD				MS Lot-Sample #: A5G160111-003	
	92	(42 - 140)			SW846 9012A	07/20/05	5201259
	88	(42 - 140)	4.4	(0-20)	SW846 9012A	07/20/05	5201259
		Dilution Factor: 1					
Cyanide, Total		WO#: HFMNT1AU-MS/HFMNT1AV-MSD				MS Lot-Sample #: A5G160111-007	
	89	(42 - 140)			SW846 9012A	07/20/05	5201259
	73	(42 - 140)	20	(0-20)	SW846 9012A	07/20/05	5201259
		Dilution Factor: 1					
Cyanide, Total		WO#: HFQ5L1AC-MS/HFQ5L1AD-MSD				MS Lot-Sample #: A5G190176-001	
	94	(42 - 140)			SW846 9012A	07/20/05	5201257
	90	(42 - 140)	4.3	(0-20)	SW846 9012A	07/20/05	5201257
		Dilution Factor: 1					
Nitrate-Nitrite		WO#: HFAL71AC-MS/HFAL71AD-MSD				MS Lot-Sample #: A5G120271-005	
	91	(34 - 125)			MCAWW 353.2	07/20/05	5201272
	99	(34 - 125)	2.5	(0-20)	MCAWW 353.2	07/20/05	5201272
		Dilution Factor: 1					

NOTE(S):

Calculations are performed before rounding to avoid round-off errors in calculated results.

MATRIX SPIKE SAMPLE DATA REPORT

General Chemistry

Client Lot #...: A5G150118 **Matrix.....:** WATER
Date Sampled...: 07/11/05 **Date Received..:** 07/11/05

PARAMETER	SAMPLE AMOUNT	SPIKE AMT	MEASRD AMOUNT	UNITS	PERCNT RECVRY	RPD	METHOD	PREPARATION-ANALYSIS DATE	PREP BATCH #
Cyanide, Total			WO#: HFMNN1AQ-MS/HFMNN1AR-MSD				MS Lot-Sample #: A5G160111-003		
	ND	0.040	0.037	mg/L	92		SW846 9012A	07/20/05	5201259
	ND	0.040	0.035	mg/L	88	4.4	SW846 9012A	07/20/05	5201259
			Dilution Factor: 1						
Cyanide, Total			WO#: HFMNT1AU-MS/HFMNT1AV-MSD				MS Lot-Sample #: A5G160111-007		
	ND	0.040	0.036	mg/L	89		SW846 9012A	07/20/05	5201259
	ND	0.040	0.029	mg/L	73	20	SW846 9012A	07/20/05	5201259
			Dilution Factor: 1						
Cyanide, Total			WO#: HFQ5L1AC-MS/HFQ5L1AD-MSD				MS Lot-Sample #: A5G190176-001		
	ND	0.040	0.038	mg/L	94		SW846 9012A	07/20/05	5201257
	ND	0.040	0.036	mg/L	90	4.3	SW846 9012A	07/20/05	5201257
			Dilution Factor: 1						
Nitrate-Nitrite			WO#: HFAL71AC-MS/HFAL71AD-MSD				MS Lot-Sample #: A5G120271-005		
	1.1	0.5	1.5	mg/L	91		MCAWW 353.2	07/20/05	5201272
	1.1	0.5	1.6	mg/L	99	2.5	MCAWW 353.2	07/20/05	5201272
			Dilution Factor: 1						

NOTE(S):

Calculations are performed before rounding to avoid round-off errors in calculated results.

MATRIX SPIKE SAMPLE EVALUATION REPORT

General Chemistry

Client Lot #...: A5G150118 **Matrix.....:** WG
Date Sampled...: 07/14/05 11:51 **Date Received..:** 07/15/05

PARAMETER	PERCENT RECOVERY	RECOVERY LIMITS	RPD	RPD LIMITS	METHOD	PREPARATION-ANALYSIS DATE	PREP BATCH #
Cyanide, Total		WO#: HFJ2R1AQ-MS/HFJ2R1AR-MSD				MS Lot-Sample #: A5G150118-015	
	90	(42 - 140)			SW846 9012A	07/20/05	5201259
	89	(42 - 140)	1.4	(0-20)	SW846 9012A	07/20/05	5201259
		Dilution Factor: 1					
Nitrocellulose		WO#: HFJ2R1AX-MS/HFJ2R1A0-MSD				MS Lot-Sample #: A5G150118-015	
	79	(56 - 111)			MCAWW 353.2	07/27-07/29/05	5208517
	71	(56 - 111)	10	(0-15)	MCAWW 353.2	07/27-07/29/05	5208517
		Dilution Factor: 1					

NOTE(S):

Calculations are performed before rounding to avoid round-off errors in calculated results.

MATRIX SPIKE SAMPLE DATA REPORT

General Chemistry

Client Lot #...: A5G150118 **Matrix.....:** WG
Date Sampled...: 07/14/05 11:51 **Date Received..:** 07/15/05

PARAMETER	SAMPLE AMOUNT	SPIKE AMT	MEASRD AMOUNT	UNITS	PERCNT RECVRY	RPD	METHOD	PREPARATION-ANALYSIS DATE	PREP BATCH #
Cyanide, Total			WO#: HFJ2R1AQ-MS/HFJ2R1AR-MSD				MS Lot-Sample #: A5G150118-015		
	ND	0.040	0.036	mg/L	90		SW846 9012A	07/20/05	5201259
	ND	0.040	0.036	mg/L	89	1.4	SW846 9012A	07/20/05	5201259
			Dilution Factor: 1						
Nitrocellulose			WO#: HFJ2R1AX-MS/HFJ2R1A0-MSD				MS Lot-Sample #: A5G150118-015		
	ND	2.0	1.7	mg/L	79		MCAWW 353.2	07/27-07/29/05	5208517
	ND	2.0	1.5	mg/L	71	10	MCAWW 353.2	07/27-07/29/05	5208517
			Dilution Factor: 1						

NOTE(S):

Calculations are performed before rounding to avoid round-off errors in calculated results.

END OF REPORT

SEVERN TRENT STL

STL North Canton
4101 Shuffel Drive NW
North Canton, OH 44720

Tel: 330 497 9396 Fax: 330 497 0772
www.stl-inc.com

ANALYTICAL REPORT

FWGWMP RVAAP

Lot #: A5G160111

Chantelle Carroll

Spec Pro
8451 State Route 5
Ravenna, OH 44266

SEVERN TRENT LABORATORIES, INC.

Frank J. Calovini
Project Manager

August 5, 2005

CASE NARRATIVE

CASE NARRATIVE

A5G160111

The following report contains the analytical results for eight water samples and one quality control sample submitted to STL North Canton by Spec Pro from the FWGWMP RVAAP Site. The samples were received July 15, 2005, according to documented sample acceptance procedures.

The 353.2, 8330, and Nitroguanidine analyses were performed at the STL West Sacramento laboratory.

STL utilizes USEPA approved methods in all analytical work. The samples presented in this report were analyzed for the parameter(s) listed on the analytical methods summary page in accordance with the method(s) indicated. Preliminary results were provided to Chantelle Carroll, and Valarie Ann Mariola on August 04, 2005. A summary of QC data for these analyses is included at the back of the report.

STL North Canton attests to the validity of the laboratory data generated by STL facilities reported herein. All analyses performed by STL facilities were done using established laboratory SOPs that incorporate QA/QC procedures described in the applicable methods. STL's operations groups have reviewed the data for compliance with the laboratory QA/QC plan, and data have been found to be compliant with laboratory protocols unless otherwise noted below.

The test results in this report meet all NELAP requirements for parameters for which accreditation is required or available. Any exceptions to NELAP requirements are noted in this report. Pursuant to NELAP, this report may not be reproduced, except in full, without the written approval of the laboratory.

If you have any questions, please call the Project Manager, Frank J. Calovini, at 330-497-9396.

This report is sequentially paginated. The final page of the report is labeled as "END OF REPORT."

SUPPLEMENTAL QC INFORMATION

SAMPLE RECEIVING

The coolers were received at temperatures ranging from 0.4 to 2.2°C.

CASE NARRATIVE (continued)

GC/MS VOLATILES

The sample(s) that contain results between the MDL and the RL were flagged with "J". There is a possibility of false positive or mis-identification at these quantitation levels. In analytical methods requiring confirmation of the analyte reported, confirmation was performed only down to the standard reporting limit (SRL). The acceptance criteria for QC samples may not be met at these quantitation levels.

GC/MS SEMIVOLATILES

The sample(s) that contained concentrations of target analyte(s) at a reportable level in the associated Method Blank(s) were flagged with "B". All target analytes in the Method Blank must be below the reporting limit (RL) or the associated sample(s) must be ND with the exception of common laboratory contaminants.

The sample(s) that contain results between the MDL and the RL were flagged with "J". There is a possibility of false positive or mis-identification at these quantitation levels. In analytical methods requiring confirmation of the analyte reported, confirmation was performed only down to the standard reporting limit (SRL). The acceptance criteria for QC samples may not be met at these quantitation levels.

The matrix spike/matrix spike duplicate(s) for FWGWBGMW-007C-0081-GW and FWGLL2MW-263C-0066-GW had RPD's and recoveries outside acceptance limits. However, since the associated method blank(s) and laboratory control sample(s) were in control, no corrective action was necessary.

Batch(es) 5209464 had RPDs outside QC criteria in the LCS/LCSD, but recoveries were within QC criteria; therefore, no corrective action was required.

An LCS/LCSD associated with batch 5209464 was provided since there was insufficient sample volume to perform an MS/MSD.

Surrogate recovery is below the acceptance criteria in sample(s) FWGLL2MW-263C-0066-GW. Reextraction and/or reanalysis performed in accordance with exceeded criteria corrective action required by QAPjP. Reextraction and/or reanalysis resulted in all surrogate recoveries within QC limits, but the reextraction was performed outside of the recommended holding time. Both sets of data have been reported.

PESTICIDES-8081

The analytical results met the requirements of the laboratory's QA/QC program.

CASE NARRATIVE (continued)

POLYCHLORINATED BIPHENYLS-8082

The analytical results met the requirements of the laboratory's QA/QC program.

METALS

The sample(s) that contain results between the MDL and the RL were flagged with "B". There is the possibility of false positive of mis-identification at these quantitation levels. The acceptance criteria for the ICB, CCB, and Method Blank are +/- the standard reporting limit (SRL).

Serial dilution of a sample in this lot indicates that physical and chemical interferences were present. Refer to the sample report pages for the affected analytes flagged with "E".

The sample(s) that contained concentrations of target analyte(s) at a reportable level in the associated Method Blank(s) were flagged with "J". Refer to the sample report pages for the affected analyte(s).

Matrix spike recovery and relative percent difference (RPD) data were not calculated for some analytes for FWGLL2MW-263C-0066-GF due to the sample concentration reading greater than four times the spike amount. See the Matrix Spike Report for the affected analytes which will be flagged with "NC, MSB".

The matrix spike/matrix spike duplicate(s) for FWGWBGMW-007C-0081-GF had recoveries outside acceptance limits. However, since the associated method blank(s) and laboratory control sample(s) were in control, no corrective action was necessary.

The sample duplicate RPD was outside the acceptance limits for some analytes. The result is less than five times the reporting limit; therefore, no corrective action is required. Refer to the sample duplicate report for RPDS that exceed 20%.

GENERAL CHEMISTRY

The analytical results met the requirements of the laboratory's QA/QC program.

STL WEST SACRAMENTO – 8330

The matrix spike/matrix spike duplicate (MS/MSD) associated with batch 5203249, has HMX (122%, 122%) high and above control limits (82-121%).

CASE NARRATIVE (continued)

STL WEST SACRAMENTO – 8330

The percent recovery (%R) for RDX (124%) in the laboratory control sample (LCS) associated with batch 5203249, was high and above control limits (82-121%). It was reinjected and yielded a %R of 123%. Only one sample, FWGWBGMW-009C-0082-GW, has a positive value for HMX of 1.8 ug/L. The reporting limit is 0.1 ug/L, which is 1700% less than the sample value. The bracketing continuing calibration verification Stds are well within the 15% limits. The sample was run on the cyano confirmation column and the analyte confirmed perfectly.

STL WEST SACRAMENTO – 353.2

The LCS associated with batch 5208517, had a recovery of 112%. The LCS was rerun with a 113% recovery, which is outside the 56-111% recovery window. However, all samples were non-detect (ND) or "J" flagged below the reporting limit. The original data has been reported, with no further corrective action taken.

QUALITY CONTROL ELEMENTS OF SW-846 METHODS

STL North Canton conducts a quality assurance/quality control (QA/QC) program designed to provide scientifically valid and legally defensible data. Toward this end, several types of quality control indicators are incorporated into the QA/QC program, which is described in detail in QA Policy, QA-003. These indicators are introduced into the sample testing process to provide a mechanism for the assessment of the analytical data.

QC BATCH

Environmental samples are taken through the testing process in groups called QUALITY CONTROL BATCHES (QC batches). A QC batch contains up to twenty environmental samples of a similar matrix (water, soil) that are processed using the same reagents and standards. STL North Canton requires that each environmental sample be associated with a QC batch.

Several quality control samples are included in each QC batch and are processed identically to the twenty environmental samples. These QC samples include a METHOD BLANK (MB), a LABORATORY CONTROL SAMPLE (LCS) and, where appropriate, a MATRIX SPIKE/MATRIX SPIKE DUPLICATE (MS/MSD) pair or a MATRIX SPIKE/SAMPLE DUPLICATE (MS/DU) pair. If there is insufficient sample to perform an MS/MSD or an MS/DU, then a LABORATORY CONTROL SAMPLE DUPLICATE (LCSD) is included in the QC batch.

LABORATORY CONTROL SAMPLE

The Laboratory Control Sample is a QC sample that is created by adding known concentrations of a full or partial set of target analytes to a matrix similar to that of the environmental samples in the QC batch. The LCS analyte recovery results are used to monitor the analytical process and provide evidence that the laboratory is performing the method within acceptable guidelines. All control analytes indicated by a bold type in the LCS must meet acceptance criteria. Failure to meet the established recovery guidelines requires the repreparation and reanalysis of all samples in the QC batch. The only exception is that if the LCS recoveries are biased high and the associated sample is ND (non-detected) for the parameter(s) of interest, the batch is acceptable.

At times, a Laboratory Control Sample Duplicate (LCSD) is also included in the QC batch. An LCSD is a QC sample that is created and handled identically to the LCS. Analyte recovery data from the LCSD is assessed in the same way as that of the LCS. The LCSD recoveries, together with the LCS recoveries, are used to determine the reproducibility (precision) of the analytical system. Precision data are expressed as relative percent differences (RPDs). If the RPD fails for an LCS/LCSD and yet the recoveries are within acceptance criteria, the batch is still acceptable.

METHOD BLANK

The Method Blank is a QC sample consisting of all the reagents used in analyzing the environmental samples contained in the QC batch. Method Blank results are used to determine if interference or contamination in the analytical system could lead to the reporting of false positive data or elevated analyte concentrations. All target analytes must be below the reporting limits (RL) or the associated sample(s) must be ND except under the following circumstances:

- Common organic contaminants may be present at concentrations up to 5 times the reporting limits. Common metals contaminants may be present at concentrations up to 2 times the reporting limit, or the reported blank concentration must be twenty fold less than the concentration reported in the associated environmental samples. (See common laboratory contaminants listed below.)

Volatile (GC or GC/MS)	Semivolatile (GC/MS)	Metals
Methylene chloride	Phthalate Esters	Copper
Acetone		Iron
2-Butanone		Zinc
		Lead*

- *for analyses run on TJA Trace ICP, ICPMS or GFAA only*

QUALITY CONTROL ELEMENTS OF SW-846 METHODS
(Continued)

- Organic blanks will be accepted if compounds detected in the blank are present in the associated samples at levels 10 times the blank level. Inorganic blanks will be accepted if elements detected in the blank are present in the associated samples at 20 times the blank level.

- Blanks will be accepted if the compounds/elements detected are not present in any of the associated environmental samples.

Failure to meet these Method Blank criteria requires the repreparation and reanalysis of all samples in the QC batch.

MATRIX SPIKE/MATRIX SPIKE DUPLICATE

A Matrix Spike and a Matrix Spike Duplicate are a pair of environmental samples to which known concentrations of a full or partial set of target analytes are added. The MS/MSD results are determined in the same manner as the results of the environmental sample used to prepare the MS/MSD. The analyte recoveries and the relative percent differences (RPDs) of the recoveries are calculated and used to evaluate the effect of the sample matrix on the analytical results. Due to the potential variability of the matrix of each sample, the MS/MSD results may not have an immediate bearing on any samples except the one spiked; therefore, the associated batch MS/MSD may not reflect the same compounds as the samples contained in the analytical report. When these MS/MSD results fail to meet acceptance criteria, the data is evaluated. If the LCS is within acceptance criteria, the batch is considered acceptable. The acceptance criteria do not apply to samples that are diluted for organics if the native sample amount is 4x the concentration of the spike.

For certain methods, a Matrix Spike/Sample Duplicate (MS/DU) may be included in the QC batch in place of the MS/MSD. For the parameters (i.e. pH, ignitability) where it is not possible to prepare a spiked sample, a Sample Duplicate may be included in the QC batch. However, a Sample Duplicate is less likely to provide usable precision statistics depending on the likelihood of finding concentrations below the standard reporting limit. When the Sample Duplicate result fails to meet acceptance criteria, the data is evaluated.

SURROGATE COMPOUNDS

In addition to these batch-related QC indicators, each organic environmental and QC sample is spiked with surrogate compounds. Surrogates are organic chemicals that behave similarly to the analytes of interest and that are rarely present in the environment. Surrogate recoveries are used to monitor the individual performance of a sample in the analytical system.

If surrogate recoveries are biased high in the LCS, LCSD, or the Method Blank, and the associated sample(s) are ND, the batch is acceptable. Otherwise, if the LCS, LCSD, or Method Blank surrogate(s) fail to meet recovery criteria, the entire sample batch is reprepped and reanalyzed. If the surrogate recoveries are outside criteria for environmental samples, the samples will be reprepped and reanalyzed unless there is objective evidence of matrix interference or if the sample dilution is greater than the threshold outlined in the associated method SOP.

For the GC/MS BNA methods, the surrogate criterion is that two of the three surrogates for each fraction must meet acceptance criteria. The third surrogate must have a recovery of ten percent or greater.

For the Pesticide, PCB, and PAH methods, the surrogate criterion is that one of two surrogate compounds must meet acceptance criteria.

STL North Canton Certifications and Approvals:

California (#01144CA), Connecticut (#PH-0590), Florida (#E87225), Illinois (#200004), Kansas (#E10336), Massachusetts (#M-OH048), Maryland (#272), Minnesota (#39-999-348), New Jersey (#OH001), New York (#10975), North Carolina (#39702), Ohio (#6090), OhioVAP (#CL0024), Rhode Island (#237), South Carolina (#92007001, #92007002, #92007003), Tennessee (#02903), Utah (#QUAN9), Virginia (#00011), West Virginia (#210), Wisconsin (#999518190),NAVY, ARMY, USDA Soil Permit, ACIL Seal of Excellence – Participating Lab Status Award (#82)

EXECUTIVE SUMMARY

EXECUTIVE SUMMARY - Detection Highlights

A5G160111

PARAMETER	RESULT	REPORTING LIMIT	UNITS	ANALYTICAL METHOD
FWGWBGMW-009C-0082-GW 07/15/05 09:04	**001**			
HMX	1.8	0.10	ug/L	SW846 8330
RDX	13	0.10	ug/L	SW846 8330
bis(2-Ethylhexyl) phthalate	1.1 B	1.0	ug/L	SW846 8270C
FWGWBGMW-009C-0082-GF 07/15/05 09:04	**002**			
Selenium	2.4 B	10.0	ug/L	SW846 6010B
Barium	11.2	10.0	ug/L	SW846 6010B
Calcium	81700	1000	ug/L	SW846 6010B
Iron	123 B,J	1000	ug/L	SW846 6010B
Magnesium	25000	1000	ug/L	SW846 6010B
Manganese	99.6 B,J	100	ug/L	SW846 6010B
Potassium	818 B,J	5000	ug/L	SW846 6010B
Sodium	4230	1000	ug/L	SW846 6010B
FWGWBGMW-007C-0081-GW 07/15/05 09:03	**003**			
bis(2-Ethylhexyl) phthalate	3.6 B	1.0	ug/L	SW846 8270C
FWGWBGMW-007C-0081-GF 07/15/05 09:03	**004**			
Arsenic	4.8 B	10.0	ug/L	SW846 6010B
Selenium	2.7 B	10.0	ug/L	SW846 6010B
Aluminum	797	200	ug/L	SW846 6010B
Barium	39.4	10.0	ug/L	SW846 6010B
Calcium	67100	1000	ug/L	SW846 6010B
Iron	286 B,J	1000	ug/L	SW846 6010B
Magnesium	17000	1000	ug/L	SW846 6010B
Manganese	125 J	100	ug/L	SW846 6010B
Potassium	1130	5000	ug/L	SW846 6010B
	Qualifiers: B,J,E			
Sodium	4740	1000	ug/L	SW846 6010B
FWGDA2MW-107C-0079-GW 07/15/05 09:15	**005**			
bis(2-Ethylhexyl) phthalate	2.7 B	1.0	ug/L	SW846 8270C
Nitrocellulose	0.12 B	0.50	mg/L	MCAWW 353.2

(Continued on next page)

EXECUTIVE SUMMARY - Detection Highlights

A5G160111

PARAMETER	RESULT	REPORTING LIMIT	UNITS	ANALYTICAL METHOD
FWGDA2MW-107C-0079-GF 07/15/05 09:15 006				
Arsenic	7.0 B	10.0	ug/L	SW846 6010B
Selenium	2.4 B	10.0	ug/L	SW846 6010B
Barium	31.6	10.0	ug/L	SW846 6010B
Calcium	82000	1000	ug/L	SW846 6010B
Iron	1320 J	1000	ug/L	SW846 6010B
Magnesium	26800	1000	ug/L	SW846 6010B
Manganese	192 J	100	ug/L	SW846 6010B
Potassium	1570 B,J	5000	ug/L	SW846 6010B
Sodium	9470	1000	ug/L	SW846 6010B
Zinc	6.7 B,J	100	ug/L	SW846 6010B
FWGLL2MW-263C-0066-GW 07/15/05 10:41 007				
2,4-Dimethylphenol	0.61 J	2.0	ug/L	SW846 8270C
bis(2-Ethylhexyl) phthalate	4.5 B	1.0	ug/L	SW846 8270C
bis(2-Ethylhexyl) phthalate	11 B	1.0	ug/L	SW846 8270C
FWGLL2MW-263C-0066-GF 07/15/05 10:41 008				
Arsenic	15.7	10.0	ug/L	SW846 6010B
Barium	18.4	10.0	ug/L	SW846 6010B
Calcium	29400	1000	ug/L	SW846 6010B
Cobalt	2.7 B	20.0	ug/L	SW846 6010B
Iron	4340 J	1000	ug/L	SW846 6010B
Magnesium	12600	1000	ug/L	SW846 6010B
Manganese	1280 J	100	ug/L	SW846 6010B
Nickel	3.5 B	20.0	ug/L	SW846 6010B
Potassium	642 B,J	5000	ug/L	SW846 6010B
Sodium	4180	1000	ug/L	SW846 6010B
FWGWMP-tb-0093-gw 07/15/05 009				
Methylene chloride	0.63 J	2.0	ug/L	SW846 8260B
Chloroform	0.22 J	1.0	ug/L	SW846 8260B

METHOD SUMMARY

ANALYTICAL METHODS SUMMARY

A5G160111

PARAMETER	ANALYTICAL METHOD
Cyanide, Total	SW846 9012A
Inductively Coupled Plasma (ICP) Metals	SW846 6010B
ICP-MS (6020)	SW846 6020
Mercury in Liquid Waste (Manual Cold-Vapor)	SW846 7470A
Nitroaromatics and Nitramines by HPLC	SW846 8330
Nitrocellulose as N, 353.2	MCAWW 353.2
Organics by UV/HPLC	NONE UV/HPLC per SOP
Organochlorine Pesticides	SW846 8081A
PCBs by SW-846 8082	SW846 8082
Semivolatile Organic Compounds by GC/MS	SW846 8270C
Trace Inductively Coupled Plasma (ICP) Metals	SW846 6010B
Volatile Organics by GC/MS	SW846 8260B

References:

MCAWW "Methods for Chemical Analysis of Water and Wastes", EPA-600/4-79-020, March 1983 and subsequent revisions.

NONE

SW846 "Test Methods for Evaluating Solid Waste, Physical/Chemical Methods", Third Edition, November 1986 and its updates.

SAMPLE SUMMARY

SAMPLE SUMMARY

A5G160111

WO #	SAMPLE#	CLIENT SAMPLE ID	SAMPLED DATE	SAMP TIME
HFMNK	001	FWGWBGMW-009C-0082-GW	07/15/05	09:04
HFMNL	002	FWGWBGMW-009C-0082-GF	07/15/05	09:04
HFMNN	003	FWGWBGMW-007C-0081-GW	07/15/05	09:03
HFMNP	004	FWGWBGMW-007C-0081-GF	07/15/05	09:03
HFMNQ	005	FWGDA2MW-107C-0079-GW	07/15/05	09:15
HFMNR	006	FWGDA2MW-107C-0079-GF	07/15/05	09:15
HFMNT	007	FWGLL2MW-263C-0066-GW	07/15/05	10:41
HFMNV	008	FWGLL2MW-263C-0066-GF	07/15/05	10:41
HFMNW	009	FWGWMP-tb-0093-gw	07/15/05	

NOTE(S):

- The analytical results of the samples listed above are presented on the following pages.
- All calculations are performed before rounding to avoid round-off errors in calculated results.
- Results noted as "ND" were not detected at or above the stated limit.
- This report must not be reproduced, except in full, without the written approval of the laboratory.
- Results for the following parameters are never reported on a dry weight basis: color, corrosivity, density, flashpoint, ignitability, layers, odor, paint filter test, pH, porosity pressure, reactivity, redox potential, specific gravity, spot tests, solids, solubility, temperature, viscosity, and weight.

SHIPPING
AND
RECEIVING DOCUMENTS

Chain of Custody Record

SEVERN TRENT **STL**

Severn Trent Laboratories, Inc.

17

STL-4124 (0901)

Client	Project Manager	Date	Chain of Custody Number
Spec Pro	Chantelle Carroll	7-15-05	230999
Address	**Telephone Number (Area Code)/Fax Number**	**Lab Number**	**Page 1 of 1**
	330-358-1753		
City / State / Zip Code	**Site Contact**	**Lab Contact**	
Project Name and Location (State)	**Carrier/Waybill Number**		
FWGWMP RVAAP			
Contract/Purchase Order/Quote No.			

Sample I.D. No. and Description (Containers for each sample may be combined on one line)	Date	Time	Matrix: Air	Aqueous	Sed.	Soil	Containers & Preservatives: Unpres	H2SO4	HNO3	HCl	NaOH	ZnAc/NaOH	Analysis: Exp	cyanide	TAL metals	Pest/PCB	Prop.	SVOC	VOC	Special Instructions/ Conditions of Receipt
FWGWBGmw-009C-0082-GW	7-15-05	9:04		X			8			3	1		2	1		2	2	2	3	
FWGWBGmw-009C-0082-GF	7-15-05	9:04		X					1						1					
FWGWBGmw-007C-0081-MS/MSD	7-15-05	9:03								3									3	
FWGWBGmw-007C-0081-GW	7-15-05	9:03								3									3	
FWGDA2mw-007C-0079-GW	7-15-05	9:15								3									3	
FWGWL2mw-263C-0066-MS/MSD	7-15-05	10:41								3									3	
FWGWL2mw-263C-0066-GW	7-15-05	10:41								3									3	

Page 999

Possible Hazard Identification

☐ Non-Hazard ☐ Flammable ☐ Skin Irritant ☐ Poison B ☐ Unknown

Sample Disposal

☐ Return To Client ☐ Disposal By Lab ☐ Archive For _____ Months (A fee may be assessed if samples are retained longer than 1 month)

Turn Around Time Required

☐ 24 Hours ☐ 48 Hours ☐ 7 Days ☐ 14 Days ☐ 21 Days ☐ Other _____

QC Requirements (Specify)

	Date	Time		Date	Time
1. Relinquished By: Al Bullegi	7-15-05	13:55	1. Received By: Al Haislet	7-15-05	1355
2. Relinquished By: A. H.	7-15-05	1515	2. Received By: Keith R. Miller	~~7-16-05~~	1515
3. Relinquished By			3. Received By	7-15-05	

Comments

KRM 7-15-05

DISTRIBUTION: WHITE - Returned to Client with Report; CANARY - Stays with the Sample; PINK - Field Copy

APPENDIX B

STL North Canton

Chain of Custody Record

SEVERN TRENT **STL**

Severn Trent Laboratories, Inc.

18

STL-4124 (0901)

Client	Project Manager	Date	Chain of Custody Number
SpecPro	Chantelle Carroll	7-15-05	230998
Address	**Telephone Number (Area Code)/Fax Number**	**Lab Number**	**Page 1 of 1**
	330-358-1753		
City / State / Zip Code	**Site Contact**	**Lab Contact**	
Project Name and Location (State)	**Carrier/Waybill Number**		
FWGWMP RVAAP			
Contract/Purchase Order/Quote No.			

Sample I.D. No. and Description (Containers for each sample may be combined on one line)	Date	Time	Matrix: Air	Aqueous	Sed.	Soil	Containers & Preservatives: Unpres.	H_2SO_4	HNO_3	HCl	NaOH	ZnAc/NaOH	Analysis: EXP	Cyanide	TAL metals	Pest/PCB	Prop	SVOC	Special Instructions/ Conditions of Receipt
FWGWBGmw-007C-0081-GW	7-15-05	9:03		X			8				1		2	1		2	2	2	
FWGWBGmw-007C-0081-GF	7-15-05	9:03		X					1						1				

Page 1000

Possible Hazard Identification

☐ Non-Hazard ☐ Flammable ☐ Skin Irritant ☐ Poison B ☐ Unknown

Sample Disposal

☐ Return To Client ☐ Disposal By Lab ☐ Archive For _____ Months (A fee may be assessed if samples are retained longer than 1 month)

Turn Around Time Required

☐ 24 Hours ☐ 48 Hours ☐ 7 Days ☐ 14 Days ☐ 21 Days ☐ Other _____

QC Requirements (Specify)

	Relinquished By	Date	Time	Received By	Date	Time
1.		7-15-05	13:55		7-15-05	1355
2.	A. H.	7-15-05	1515	Keith R. Miller	7-16-05	15:15
3.					7-15-05	

Comments

IKRM 7-15-05

DISTRIBUTION: WHITE - Returned to Client with Report; CANARY - Stays with the Sample; PINK - Field Copy

STL North Canton

APPENDIX B

Chain of Custody Record

SEVERN TRENT **STL**

Severn Trent Laboratories, Inc.

19

STL-4124 (0901)

Client	Project Manager	Date	Chain of Custody Number
SpecPro	Chantelle Carroll	7-15-05	230990
Address	**Telephone Number (Area Code)/Fax Number**	**Lab Number**	**Page 1 of 1**
	330-358-1753		
City / **State** / **Zip Code**	**Site Contact**	**Lab Contact**	
Project Name and Location (State)	**Carrier/Waybill Number**		
FWGWMP RVAAP			
Contract/Purchase Order/Quote No.			

Sample I.D. No. and Description (Containers for each sample may be combined on one line)	Date	Time	Matrix: Air	Aqueous	Sed.	Soil	Containers & Preservatives: Unpres.	H2SO4	HNO3	HCl	NaOH	ZnAc/NaOH	Analysis: Exp	Cyanide	TAL metals	Pest/PCB	Prop.	SVOC	Special Instructions/ Conditions of Receipt
FWGWBGmw-007C-0081-MS/MSD	7-15-05	9:03		X			8		1		1		2	1	1	2	2	2	

Page 1001

Possible Hazard Identification

☐ Non-Hazard ☐ Flammable ☐ Skin Irritant ☐ Poison B ☐ Unknown

Sample Disposal

☐ Return To Client ☐ Disposal By Lab ☐ Archive For _____ Months (A fee may be assessed if samples are retained longer than 1 month)

Turn Around Time Required

☐ 24 Hours ☐ 48 Hours ☐ 7 Days ☐ 14 Days ☐ 21 Days ☐ Other _____

QC Requirements (Specify)

	Date	Time		Date	Time
1. Relinquished By: Al Bullington	7-15-05	13:55	1. Received By: Al Haidt	7-15-05	1355
2. Relinquished By: A.H.	7-15-05	1515	2. Received By: Keith R. Miller	~~7-16-05~~	1515
3. Relinquished By			3. Received By	7-15-05 KRM 7-15-05	

Comments

DISTRIBUTION: WHITE - Returned to Client with Report; CANARY - Stays with the Sample; PINK - Field Copy

APPENDIX B

STL North Canton

Chain of Custody Record

SEVERN TRENT **STL**

Severn Trent Laboratories, Inc.

20

TL-4124 (0901)

Client	Project Manager	Date	Chain of Custody Number
SpecPro	Chantelle Carroll	7-15-05	230997
Address	**Telephone Number (Area Code)/Fax Number**	**Lab Number**	**Page 1 of 1**
City / State / Zip Code	**Site Contact**	**Lab Contact**	
Project Name and Location (State) FWGWMP RVAAP	**Carrier/Waybill Number**		
Contract/Purchase Order/Quote No.			

Sample I.D. No. and Description (Containers for each sample may be combined on one line)	Date	Time	Matrix: Air	Aqueous	Sed.	Soil	Containers & Preservatives: Unpres.	H2SO4	HNO3	HCl	NaOH	ZnAc/NaOH	Analysis: Exp	Cyanide	TAL metal	Pest/PCB	SVOC	Prop	Special Instructions/ Conditions of Receipt
FWGDA2mw-107C-0079-GW	7-15-05	0915		X			8				1		2	1		2	2	2	
FWGDA2mw-107C-0079-GF	7-15-05	0915		X					1						1				

Page 1002

Possible Hazard Identification

☐ Non-Hazard ☐ Flammable ☐ Skin Irritant ☐ Poison B ☐ Unknown

Sample Disposal

☐ Return To Client ☐ Disposal By Lab ☐ Archive For _____ Months (A fee may be assessed if samples are retained longer than 1 month)

Turn Around Time Required

☐ 24 Hours ☐ 48 Hours ☐ 7 Days ☐ 14 Days ☐ 21 Days ☐ Other _____

QC Requirements (Specify)

	Date	Time		Date	Time
1. Relinquished By: Al Bulley	7-15-05	13:55	1. Received By: Al Waldert	7-15-05	13:55
2. Relinquished By: A. H.	7-15-05	1515	2. Received By: Keith R Miller	7-15-05	1515
3. Relinquished By			3. Received By		

Comments

DISTRIBUTION: WHITE - Returned to Client with Report; CANARY - Stays with the Sample; PINK - Field Copy

STL Northcanton

APPENDIX B

Chain of Custody Record

SEVERN TRENT **STL**

Severn Trent Laboratories, Inc.

21

TL-4124 (0901)

Client	Project Manager	Date	Chain of Custody Number
SpecPro	Chantelle Carroll	7-15-05	231000
Address	**Telephone Number (Area Code)/Fax Number**	**Lab Number**	**Page** 1 **of** 1
	330-358-1753		

City	State	Zip Code	Site Contact	Lab Contact

Project Name and Location (State)	Carrier/Waybill Number
FWGWMP RVAAP	

Contract/Purchase Order/Quote No.

Sample I.D. No. and Description (Containers for each sample may be combined on one line)	Date	Time	Matrix: Air	Aqueous	Sed.	Soil	Containers & Preservatives: Unpres	H2SO4	HNO3	HCl	NaOH	ZnAc/ NaOH	Analysis: EXP	cyanide	TAL metals	Pest/PCB	PROP	SVOC	Special Instructions/ Conditions of Receipt
FWGLL2mw-263C-0066-GW	7-15-05	10:41		X			8				1		2	1		2	2	2	
FWGLL2mw-263C-0066-GF	7-15-05	10:41		X					1						1				

Possible Hazard Identification

☐ Non-Hazard ☐ Flammable ☐ Skin Irritant ☐ Poison B ☐ Unknown

Sample Disposal

☐ Return To Client ☐ Disposal By Lab ☐ Archive For _____ Months (A fee may be assessed if samples are retained longer than 1 month)

Turn Around Time Required

☐ 24 Hours ☐ 48 Hours ☐ 7 Days ☐ 14 Days ☐ 21 Days ☐ Other _____

QC Requirements (Specify)

	Relinquished By	Date	Time	Received By	Date	Time
1.	Al Bullock	7-15-05	13:55	Al Haidet	7-15-05	1330
2.	A.H.	7-15-05	1553	Keith R Miller	7-15-05	1533
3.						

Comments

DISTRIBUTION: WHITE - Returned to Client with Report; CANARY - Stays with the Sample; PINK - Field Copy

APPENDIX B

STL North Canton

Page 1003

Chain of Custody Record

SEVERN TRENT **STL**

Severn Trent Laboratories, Inc.

22

STL-4124 (0901)

Client	Project Manager	Date	Chain of Custody Number
SpecPro	Chantelle Carroll	7-15-05	200957
Address	**Telephone Number (Area Code)/Fax Number**	**Lab Number**	**Page 1 of 1**
	330-358-1763		
City / State / Zip Code	**Site Contact**	**Lab Contact**	
Project Name and Location (State)	**Carrier/Waybill Number**		
FWGWMP RVAAP			
Contract/Purchase Order/Quote No.			

Sample I.D. No. and Description (Containers for each sample may be combined on one line)	Date	Time	Matrix: Air	Aqueous	Sed.	Soil	Containers & Preservatives: Unpres.	H2SO4	HNO3	HCl	NaOH	ZnAc/NaOH	Analysis: EXP	Cyanide	TAL metals	Pest/PCB	PROP	SVOC	Special Instructions/ Conditions of Receipt
FWGLL2mw-263C-0066 MS/MSD	7-15-05	10:41		X			8		1		1		2	1	1	2	2	2	

Possible Hazard Identification

☐ Non-Hazard ☐ Flammable ☐ Skin Irritant ☐ Poison B ☐ Unknown

Sample Disposal

☐ Return To Client ☐ Disposal By Lab ☐ Archive For _____ Months (A fee may be assessed if samples are retained longer than 1 month)

Turn Around Time Required

☐ 24 Hours ☐ 48 Hours ☐ 7 Days ☐ 14 Days ☐ 21 Days ☐ Other _____

QC Requirements (Specify)

	Date	Time		Date	Time
1. Relinquished By: Al Bulleigh	7-15-05	13:55	1. Received By: Al Haidet	7-15-05	13:55
2. Relinquished By: A. H.	7-15-05	15:15	2. Received By: Keith R. Miller	7-15-05	15:15
3. Relinquished By			3. Received By		

Comments

DISTRIBUTION: WHITE - Returned to Client with Report; CANARY - Stays with the Sample; PINK - Field Copy

Page 1004

APPENDIX B

STL North Canton

STL Cooler Receipt Form/Narrative **Lot Number:** A5G116011

North Canton Facility RVAAP

Client: Spec Pro Project: FWGWMP Quote#: _____

Cooler Received on: 7-15-05 Opened on: 7-16-05 by: Keith R. Miller (Signature)

Fedx ☐ Client Drop Off ☐ UPS ☐ DHL ☐ FAS ☐ Other: STL courier

STL Cooler No# back Foam Box ☐ Client Cooler ☐ Other ____

1. Were custody seals on the outside of the cooler? Yes ☑ No ☐ Intact? Yes ☑ No ☐ NA ☐
   If YES, Quantity 12
   Were the custody seals signed and dated? Yes ☑ No ☐ NA ☐
2. Shipper's packing slip attached to this form? Yes ☐ No ☐ NA ☑
3. Did custody papers accompany the samples? Yes ☑ No ☐ Relinquished by client? Yes ☑ No ☐
4. Did you sign the custody papers in the appropriate place? Yes ☑ No ☐
5. Packing material used: Bubble Wrap ☑ Foam ☑ None ☐ Other : _____
6. Cooler temperature upon receipt on back °C (see back of form for multiple coolers/temp)

METHOD: Temp Vial ☐ Coolant & Sample ☐ Against Bottles ☐ IR ☑ ICE/H_2O Slurry ☐

COOLANT: Wet Ice ☑ Blue Ice ☐ Dry Ice ☐ Water ☐ None ☐

7. Did all bottles arrive in good condition (Unbroken)? Yes ☑ No ☐
8. Could all bottle labels and/or tags be reconciled with the COC? Yes ☑ No ☑
9. Were samples at the correct pH? (record below/on back) Yes ☑ No ☐ NA ☐
10. Were correct bottles used for the tests indicated? Yes ☑ No ☐
11. Were air bubbles >6 mm in any VOA vials? Yes ☐ No ☑ NA ☐
12. Sufficient quantity received to perform indicated analyses? Yes ☑ No ☐

Contacted PM _____ Date: _____ by: _____ via Voice Mail ☐ Verbal ☐ Other ☐

Concerning: _____

√		

1. CHAIN OF CUSTODY

The following discrepancies occurred:
Received sample - FWGWmp - tb - 0093 - GW
Not on COC. Will log for VOCs

2. SAMPLE CONDITION

Sample(s) _____ were received after the recommended holding time had expired.

Sample(s) _____ were received in a broken container.

3. SAMPLE PRESERVATION

Sample(s) _____ were further preserved in sample receiving to meet recommended pH level(s). *Nitric Acid Lot # 051105-HNO3; Sulfuric Acid Lot # 102804-H2SO4; Sodium Hydroxide Lot # -041305 -NaOH; Hydrochloric Acid Lot # 100504-HCl; Sodium Hydroxide and Zinc Acetate Lot # 071604-CH3COO2ZN/NaOH*

Sample(s) _____ were received with bubble > 6 mm in diameter (cc: PM)

4. Other (see below or back)

Client ID	pH	Date	Initials
82 GW	>12	7-16-05	KRM
82 GF	<2		
81 GW	>12 >12		
81 GF	<2 <2		
79 GF	~~>12~~ <2		

7-16-05

STL Cooler Receipt Form/Narrative
North Canton Facility

Client ID	pH	Date	Initials
66 GW	>12 >12	7-16-05	KRM
66 GF	<2 <2	7-16-05	KRM
72 GW	>12		

Cooler	Temp	Method	Coolant
STL K409	1.9°C	IR	Wet ice
STL L77	0.4°C		
STL K665	0.9°C		
STL L121	0.7°C		
client cooler	2.2°C		
client cooler	2.2°C		

Discrepancies Cont.

GCMS VOLATILE DATA

SpecPro Inc

Client Sample ID: FWGWBGMW-009C-0082-GW

GC/MS Volatiles

Lot-Sample #...: A5G160111-001 **Work Order #...:** HFMNK1AA **Matrix.....:** WG
Date Sampled...: 07/15/05 09:04 **Date Received..:** 07/15/05
Prep Date.....: 07/27/05 **Analysis Date..:** 07/27/05
Prep Batch #...: 5209348
Dilution Factor: 1 **Initial Wgt/Vol:** 5 mL **Final Wgt/Vol..:** 5 mL
Method.....: SW846 8260B

PARAMETER	RESULT	REPORTING LIMIT	UNITS
Chloromethane	ND	1.0	ug/L
Bromomethane	ND	1.0	ug/L
Vinyl chloride	ND	1.0	ug/L
Chloroethane	ND	1.0	ug/L
Methylene chloride	ND	2.0	ug/L
Acetone	ND	10	ug/L
Carbon disulfide	ND	1.0	ug/L
1,1-Dichloroethene	ND	1.0	ug/L
1,1-Dichloroethane	ND	1.0	ug/L
1,2-Dichloroethene (total)	ND	1.0	ug/L
Chloroform	ND	1.0	ug/L
1,2-Dichloroethane	ND	1.0	ug/L
2-Butanone	ND	10	ug/L
1,1,1-Trichloroethane	ND	1.0	ug/L
Carbon tetrachloride	ND	1.0	ug/L
Bromodichloromethane	ND	1.0	ug/L
1,2-Dichloropropane	ND	1.0	ug/L
cis-1,3-Dichloropropene	ND	1.0	ug/L
Trichloroethene	ND	1.0	ug/L
Dibromochloromethane	ND	1.0	ug/L
1,1,2-Trichloroethane	ND	1.0	ug/L
Benzene	ND	1.0	ug/L
trans-1,3-Dichloropropene	ND	1.0	ug/L
Bromoform	ND	1.0	ug/L
4-Methyl-2-pentanone	ND	10	ug/L
2-Hexanone	ND	10	ug/L
Tetrachloroethene	ND	1.0	ug/L
1,1,2,2-Tetrachloroethane	ND	1.0	ug/L
Toluene	ND	1.0	ug/L
Chlorobenzene	ND	1.0	ug/L
Ethylbenzene	ND	1.0	ug/L
Styrene	ND	1.0	ug/L
Xylenes (total)	ND	2.0	ug/L

SURROGATE	PERCENT RECOVERY	RECOVERY LIMITS
Dibromofluoromethane	90	(73 - 122)
1,2-Dichloroethane-d4	89	(61 - 128)
Toluene-d8	93	(76 - 110)
4-Bromofluorobenzene	92	(74 - 116)

SpecPro Inc

FWGWBGMW-009C-0082-GW

GC/MS Volatiles

Lot-Sample #: A5G160111-001 **Work Order #:** HFMNK1AA **Matrix:** WG

MASS SPECTROMETER/DATA SYSTEM (MSDS) TENTATIVELY IDENTIFIED COMPOUNDS

PARAMETER	CAS #	ESTIMATED RESULT	RETENTION TIME	UNITS
None				ug/L

SpecPro Inc

Client Sample ID: FWGWBGMW-007C-0081-GW

GC/MS Volatiles

Lot-Sample #...: A5G160111-003 **Work Order #...:** HFMNN1AA **Matrix.....:** WG
Date Sampled...: 07/15/05 09:03 **Date Received..:** 07/15/05
Prep Date.....: 07/27/05 **Analysis Date..:** 07/27/05
Prep Batch #...: 5209348
Dilution Factor: 1 **Initial Wgt/Vol:** 5 mL **Final Wgt/Vol..:** 5 mL
Method.....: SW846 8260B

PARAMETER	RESULT	REPORTING LIMIT	UNITS
Chloromethane	ND	1.0	ug/L
Bromomethane	ND	1.0	ug/L
Vinyl chloride	ND	1.0	ug/L
Chloroethane	ND	1.0	ug/L
Methylene chloride	ND	2.0	ug/L
Acetone	ND	10	ug/L
Carbon disulfide	ND	1.0	ug/L
1,1-Dichloroethene	ND	1.0	ug/L
1,1-Dichloroethane	ND	1.0	ug/L
1,2-Dichloroethene (total)	ND	1.0	ug/L
Chloroform	ND	1.0	ug/L
1,2-Dichloroethane	ND	1.0	ug/L
2-Butanone	ND	10	ug/L
1,1,1-Trichloroethane	ND	1.0	ug/L
Carbon tetrachloride	ND	1.0	ug/L
Bromodichloromethane	ND	1.0	ug/L
1,2-Dichloropropane	ND	1.0	ug/L
cis-1,3-Dichloropropene	ND	1.0	ug/L
Trichloroethene	ND	1.0	ug/L
Dibromochloromethane	ND	1.0	ug/L
1,1,2-Trichloroethane	ND	1.0	ug/L
Benzene	ND	1.0	ug/L
trans-1,3-Dichloropropene	ND	1.0	ug/L
Bromoform	ND	1.0	ug/L
4-Methyl-2-pentanone	ND	10	ug/L
2-Hexanone	ND	10	ug/L
Tetrachloroethene	ND	1.0	ug/L
1,1,2,2-Tetrachloroethane	ND	1.0	ug/L
Toluene	ND	1.0	ug/L
Chlorobenzene	ND	1.0	ug/L
Ethylbenzene	ND	1.0	ug/L
Styrene	ND	1.0	ug/L
Xylenes (total)	ND	2.0	ug/L

SURROGATE	PERCENT RECOVERY	RECOVERY LIMITS
Dibromofluoromethane	91	(73 - 122)
1,2-Dichloroethane-d4	88	(61 - 128)
Toluene-d8	95	(76 - 110)
4-Bromofluorobenzene	93	(74 - 116)

SpecPro Inc

FWGWBGMW-007C-0081-GW

GC/MS Volatiles

Lot-Sample #: A5G160111-003 **Work Order #:** HFMNN1AA **Matrix:** WG

MASS SPECTROMETER/DATA SYSTEM (MSDS) TENTATIVELY IDENTIFIED COMPOUNDS

PARAMETER	CAS #	ESTIMATED RESULT	RETENTION TIME	UNITS
None				ug/L

SpecPro Inc

Client Sample ID: FWGDA2MW-107C-0079-GW

GC/MS Volatiles

Lot-Sample #...: A5G160111-005 **Work Order #...:** HFMNQ1AA **Matrix.....:** WG
Date Sampled...: 07/15/05 09:15 **Date Received..:** 07/15/05
Prep Date.....: 07/27/05 **Analysis Date..:** 07/27/05
Prep Batch #...: 5209348
Dilution Factor: 1 **Initial Wgt/Vol:** 5 mL **Final Wgt/Vol..:** 5 mL
Method.....: SW846 8260B

PARAMETER	RESULT	REPORTING LIMIT	UNITS
Chloromethane	ND	1.0	ug/L
Bromomethane	ND	1.0	ug/L
Vinyl chloride	ND	1.0	ug/L
Chloroethane	ND	1.0	ug/L
Methylene chloride	ND	2.0	ug/L
Acetone	ND	10	ug/L
Carbon disulfide	ND	1.0	ug/L
1,1-Dichloroethene	ND	1.0	ug/L
1,1-Dichloroethane	ND	1.0	ug/L
1,2-Dichloroethene (total)	ND	1.0	ug/L
Chloroform	ND	1.0	ug/L
1,2-Dichloroethane	ND	1.0	ug/L
2-Butanone	ND	10	ug/L
1,1,1-Trichloroethane	ND	1.0	ug/L
Carbon tetrachloride	ND	1.0	ug/L
Bromodichloromethane	ND	1.0	ug/L
1,2-Dichloropropane	ND	1.0	ug/L
cis-1,3-Dichloropropene	ND	1.0	ug/L
Trichloroethene	ND	1.0	ug/L
Dibromochloromethane	ND	1.0	ug/L
1,1,2-Trichloroethane	ND	1.0	ug/L
Benzene	ND	1.0	ug/L
trans-1,3-Dichloropropene	ND	1.0	ug/L
Bromoform	ND	1.0	ug/L
4-Methyl-2-pentanone	ND	10	ug/L
2-Hexanone	ND	10	ug/L
Tetrachloroethene	ND	1.0	ug/L
1,1,2,2-Tetrachloroethane	ND	1.0	ug/L
Toluene	ND	1.0	ug/L
Chlorobenzene	ND	1.0	ug/L
Ethylbenzene	ND	1.0	ug/L
Styrene	ND	1.0	ug/L
Xylenes (total)	ND	2.0	ug/L

SURROGATE	PERCENT RECOVERY	RECOVERY LIMITS
Dibromofluoromethane	92	(73 - 122)
1,2-Dichloroethane-d4	88	(61 - 128)
Toluene-d8	92	(76 - 110)
4-Bromofluorobenzene	90	(74 - 116)

SpecPro Inc

FWGDA2MW-107C-0079-GW

GC/MS Volatiles

Lot-Sample #: A5G160111-005 **Work Order #:** HFMNQ1AA **Matrix:** WG

MASS SPECTROMETER/DATA SYSTEM (MSDS) TENTATIVELY IDENTIFIED COMPOUNDS

PARAMETER	CAS #	ESTIMATED RESULT	RETENTION TIME	UNITS
None				ug/L

SpecPro Inc

Client Sample ID: FWGLL2MW-263C-0066-GW

GC/MS Volatiles

Lot-Sample #...: A5G160111-007 **Work Order #...:** HFMNT1AA **Matrix.....:** WG
Date Sampled...: 07/15/05 10:41 **Date Received..:** 07/15/05
Prep Date.....: 07/27/05 **Analysis Date..:** 07/27/05
Prep Batch #...: 5209348
Dilution Factor: 1 **Initial Wgt/Vol:** 5 mL **Final Wgt/Vol..:** 5 mL
Method.....: SW846 8260B

PARAMETER	RESULT	REPORTING LIMIT	UNITS
Chloromethane	ND	1.0	ug/L
Bromomethane	ND	1.0	ug/L
Vinyl chloride	ND	1.0	ug/L
Chloroethane	ND	1.0	ug/L
Methylene chloride	ND	2.0	ug/L
Acetone	ND	10	ug/L
Carbon disulfide	ND	1.0	ug/L
1,1-Dichloroethene	ND	1.0	ug/L
1,1-Dichloroethane	ND	1.0	ug/L
1,2-Dichloroethene (total)	ND	1.0	ug/L
Chloroform	ND	1.0	ug/L
1,2-Dichloroethane	ND	1.0	ug/L
2-Butanone	ND	10	ug/L
1,1,1-Trichloroethane	ND	1.0	ug/L
Carbon tetrachloride	ND	1.0	ug/L
Bromodichloromethane	ND	1.0	ug/L
1,2-Dichloropropane	ND	1.0	ug/L
cis-1,3-Dichloropropene	ND	1.0	ug/L
Trichloroethene	ND	1.0	ug/L
Dibromochloromethane	ND	1.0	ug/L
1,1,2-Trichloroethane	ND	1.0	ug/L
Benzene	ND	1.0	ug/L
trans-1,3-Dichloropropene	ND	1.0	ug/L
Bromoform	ND	1.0	ug/L
4-Methyl-2-pentanone	ND	10	ug/L
2-Hexanone	ND	10	ug/L
Tetrachloroethene	ND	1.0	ug/L
1,1,2,2-Tetrachloroethane	ND	1.0	ug/L
Toluene	ND	1.0	ug/L
Chlorobenzene	ND	1.0	ug/L
Ethylbenzene	ND	1.0	ug/L
Styrene	ND	1.0	ug/L
Xylenes (total)	ND	2.0	ug/L

SURROGATE	PERCENT RECOVERY	RECOVERY LIMITS
Dibromofluoromethane	91	(73 - 122)
1,2-Dichloroethane-d4	89	(61 - 128)
Toluene-d8	98	(76 - 110)
4-Bromofluorobenzene	92	(74 - 116)

SpecPro Inc

FWGLL2MW-263C-0066-GW

GC/MS Volatiles

Lot-Sample #: A5G160111-007 **Work Order #:** HFMNT1AA **Matrix:** WG

MASS SPECTROMETER/DATA SYSTEM (MSDS) TENTATIVELY IDENTIFIED COMPOUNDS

PARAMETER	CAS #	ESTIMATED RESULT	RETENTION TIME	UNITS
None				ug/L

SpecPro Inc

Client Sample ID: FWGWMP-tb-0093-gw

GC/MS Volatiles

Lot-Sample #...: A5G160111-009 **Work Order #...:** HFMNW1AA **Matrix.....:** WQ
Date Sampled...: 07/15/05 **Date Received..:** 07/15/05
Prep Date.....: 07/27/05 **Analysis Date..:** 07/27/05
Prep Batch #...: 5209348
Dilution Factor: 1 **Initial Wgt/Vol:** 5 mL **Final Wgt/Vol..:** 5 mL
Method.....: SW846 8260B

PARAMETER	RESULT	REPORTING LIMIT	UNITS
Chloromethane	ND	1.0	ug/L
Bromomethane	ND	1.0	ug/L
Vinyl chloride	ND	1.0	ug/L
Chloroethane	ND	1.0	ug/L
Methylene chloride	**0.63 J**	**2.0**	**ug/L**
Acetone	ND	10	ug/L
Carbon disulfide	ND	1.0	ug/L
1,1-Dichloroethene	ND	1.0	ug/L
1,1-Dichloroethane	ND	1.0	ug/L
1,2-Dichloroethene (total)	ND	1.0	ug/L
Chloroform	**0.22 J**	**1.0**	**ug/L**
1,2-Dichloroethane	ND	1.0	ug/L
2-Butanone	ND	10	ug/L
1,1,1-Trichloroethane	ND	1.0	ug/L
Carbon tetrachloride	ND	1.0	ug/L
Bromodichloromethane	ND	1.0	ug/L
1,2-Dichloropropane	ND	1.0	ug/L
cis-1,3-Dichloropropene	ND	1.0	ug/L
Trichloroethene	ND	1.0	ug/L
Dibromochloromethane	ND	1.0	ug/L
1,1,2-Trichloroethane	ND	1.0	ug/L
Benzene	ND	1.0	ug/L
trans-1,3-Dichloropropene	ND	1.0	ug/L
Bromoform	ND	1.0	ug/L
4-Methyl-2-pentanone	ND	10	ug/L
2-Hexanone	ND	10	ug/L
Tetrachloroethene	ND	1.0	ug/L
1,1,2,2-Tetrachloroethane	ND	1.0	ug/L
Toluene	ND	1.0	ug/L
Chlorobenzene	ND	1.0	ug/L
Ethylbenzene	ND	1.0	ug/L
Styrene	ND	1.0	ug/L
Xylenes (total)	ND	2.0	ug/L

SURROGATE	PERCENT RECOVERY	RECOVERY LIMITS
Dibromofluoromethane	89	(73 - 122)
1,2-Dichloroethane-d4	91	(61 - 128)
Toluene-d8	93	(76 - 110)
4-Bromofluorobenzene	93	(74 - 116)

(Continued on next page)

SpecPro Inc

Client Sample ID: FWGWMP-tb-0093-gw

GC/MS Volatiles

Lot-Sample #...: A5G160111-009 **Work Order #...:** HFMNW1AA **Matrix.....:** WQ

NOTE(S):

J Estimated result. Result is less than RL.

SpecPro Inc

FWGWMP-tb-0093-gw

GC/MS Volatiles

Lot-Sample #: A5G160111-009 **Work Order #:** HFMNW1AA **Matrix:** WQ

MASS SPECTROMETER/DATA SYSTEM (MSDS) TENTATIVELY IDENTIFIED COMPOUNDS

PARAMETER	CAS #	ESTIMATED RESULT	RETENTION TIME	UNITS
None				ug/L

METHOD BLANK REPORT

GC/MS Volatiles

Client Lot #...: A5G160111 **Work Order #...:** HGF481AA **Matrix.....:** WATER
MB Lot-Sample #: A5G280000-348

Prep Date.....: 07/27/05 **Final Wgt/Vol..:** 5 mL
Analysis Date..: 07/27/05 **Prep Batch #...:** 5209348
Dilution Factor: 1 **Initial Wgt/Vol:** 5 mL

PARAMETER	RESULT	REPORTING LIMIT	UNITS	METHOD
Chloromethane	ND	1.0	ug/L	SW846 8260B
Bromomethane	ND	1.0	ug/L	SW846 8260B
Vinyl chloride	ND	1.0	ug/L	SW846 8260B
Chloroethane	ND	1.0	ug/L	SW846 8260B
Methylene chloride	ND	2.0	ug/L	SW846 8260B
Acetone	ND	10	ug/L	SW846 8260B
Carbon disulfide	ND	1.0	ug/L	SW846 8260B
1,1-Dichloroethene	ND	1.0	ug/L	SW846 8260B
1,1-Dichloroethane	ND	1.0	ug/L	SW846 8260B
1,2-Dichloroethene (total)	ND	1.0	ug/L	SW846 8260B
Chloroform	ND	1.0	ug/L	SW846 8260B
1,2-Dichloroethane	ND	1.0	ug/L	SW846 8260B
2-Butanone	ND	10	ug/L	SW846 8260B
1,1,1-Trichloroethane	ND	1.0	ug/L	SW846 8260B
Carbon tetrachloride	ND	1.0	ug/L	SW846 8260B
Bromodichloromethane	ND	1.0	ug/L	SW846 8260B
1,2-Dichloropropane	ND	1.0	ug/L	SW846 8260B
cis-1,3-Dichloropropene	ND	1.0	ug/L	SW846 8260B
Trichloroethene	ND	1.0	ug/L	SW846 8260B
Dibromochloromethane	ND	1.0	ug/L	SW846 8260B
1,1,2-Trichloroethane	ND	1.0	ug/L	SW846 8260B
Benzene	ND	1.0	ug/L	SW846 8260B
trans-1,3-Dichloropropene	ND	1.0	ug/L	SW846 8260B
Bromoform	ND	1.0	ug/L	SW846 8260B
4-Methyl-2-pentanone	ND	10	ug/L	SW846 8260B
2-Hexanone	ND	10	ug/L	SW846 8260B
Tetrachloroethene	ND	1.0	ug/L	SW846 8260B
1,1,2,2-Tetrachloroethane	ND	1.0	ug/L	SW846 8260B
Toluene	ND	1.0	ug/L	SW846 8260B
Chlorobenzene	ND	1.0	ug/L	SW846 8260B
Ethylbenzene	ND	1.0	ug/L	SW846 8260B
Styrene	ND	1.0	ug/L	SW846 8260B
Xylenes (total)	ND	2.0	ug/L	SW846 8260B

SURROGATE	PERCENT RECOVERY	RECOVERY LIMITS
Dibromofluoromethane	89	(73 - 122)
1,2-Dichloroethane-d4	89	(61 - 128)
Toluene-d8	95	(76 - 110)
4-Bromofluorobenzene	92	(74 - 116)

(Continued on next page)

METHOD BLANK REPORT

GC/MS Volatiles

Client Lot #...: A5G160111 **Work Order #...:** HGF481AA **Matrix.....:** WATER

NOTE(S):

Calculations are performed before rounding to avoid round-off errors in calculated results.

SpecPro Inc

Method Blank Report

GC/MS Volatiles

Lot-Sample #: A5G280000-348 B **Work Order #:** HGF481AA **Matrix:** WATER

MASS SPECTROMETER/DATA SYSTEM (MSDS) TENTATIVELY IDENTIFIED COMPOUNDS

PARAMETER	CAS #	ESTIMATED RESULT	RETENTION TIME	UNITS
None				ug/L

LABORATORY CONTROL SAMPLE EVALUATION REPORT

GC/MS Volatiles

Client Lot #...: A5G160111 **Work Order #...:** HGF481AC-LCS **Matrix.....:** WATER
LCS Lot-Sample#: A5G280000-348 HGF481AD-LCSD
Prep Date.....: 07/27/05 **Analysis Date..:** 07/27/05
Prep Batch #...: 5209348
Dilution Factor: 1 **Final Wgt/Vol..:** 5 mL
Initial Wgt/Vol: 5 mL

PARAMETER	PERCENT RECOVERY	RECOVERY LIMITS	RPD	RPD LIMITS	METHOD
1,1-Dichloroethene	**94**	**(63 - 130)**			**SW846 8260B**
	94	**(63 - 130)**	**0.53**	**(0-20)**	**SW846 8260B**
Trichloroethene	**99**	**(75 - 122)**			**SW846 8260B**
	93	**(75 - 122)**	**5.8**	**(0-20)**	**SW846 8260B**
Benzene	**94**	**(80 - 116)**			**SW846 8260B**
	90	**(80 - 116)**	**4.1**	**(0-20)**	**SW846 8260B**
Toluene	**105**	**(74 - 119)**			**SW846 8260B**
	101	**(74 - 119)**	**4.3**	**(0-20)**	**SW846 8260B**
Chlorobenzene	**100**	**(76 - 117)**			**SW846 8260B**
	92	**(76 - 117)**	**7.9**	**(0-20)**	**SW846 8260B**

SURROGATE	PERCENT RECOVERY	RECOVERY LIMITS
Dibromofluoromethane	87	(73 - 122)
	91	(73 - 122)
1,2-Dichloroethane-d4	93	(61 - 128)
	93	(61 - 128)
Toluene-d8	96	(76 - 110)
	96	(76 - 110)
4-Bromofluorobenzene	95	(74 - 116)
	95	(74 - 116)

NOTE(S):

Calculations are performed before rounding to avoid round-off errors in calculated results.

Bold print denotes control parameters

LABORATORY CONTROL SAMPLE DATA REPORT

GC/MS Volatiles

Client Lot #...: A5G160111 **Work Order #...:** HGF481AC-LCS **Matrix.....:** WATER
LCS Lot-Sample#: A5G280000-348 HGF481AD-LCSD
Prep Date.....: 07/27/05 **Analysis Date..:** 07/27/05
Prep Batch #...: 5209348
Dilution Factor: 1 **Final Wgt/Vol..:** 5 mL
Initial Wgt/Vol: 5 mL

PARAMETER	SPIKE AMOUNT	MEASURED AMOUNT	UNITS	PERCENT RECOVERY	RPD	METHOD
1,1-Dichloroethene	**10**	**9.4**	**ug/L**	**94**		**SW846 8260B**
	10	**9.4**	**ug/L**	**94**	**0.53**	**SW846 8260B**
Trichloroethene	**10**	**9.9**	**ug/L**	**99**		**SW846 8260B**
	10	**9.3**	**ug/L**	**93**	**5.8**	**SW846 8260B**
Benzene	**10**	**9.4**	**ug/L**	**94**		**SW846 8260B**
	10	**9.0**	**ug/L**	**90**	**4.1**	**SW846 8260B**
Toluene	**10**	**10**	**ug/L**	**105**		**SW846 8260B**
	10	**10**	**ug/L**	**101**	**4.3**	**SW846 8260B**
Chlorobenzene	**10**	**10**	**ug/L**	**100**		**SW846 8260B**
	10	**9.2**	**ug/L**	**92**	**7.9**	**SW846 8260B**

SURROGATE	PERCENT RECOVERY	RECOVERY LIMITS
Dibromofluoromethane	87	(73 - 122)
	91	(73 - 122)
1,2-Dichloroethane-d4	93	(61 - 128)
	93	(61 - 128)
Toluene-d8	96	(76 - 110)
	96	(76 - 110)
4-Bromofluorobenzene	95	(74 - 116)
	95	(74 - 116)

NOTE(S):

Calculations are performed before rounding to avoid round-off errors in calculated results.

Bold print denotes control parameters

MATRIX SPIKE SAMPLE EVALUATION REPORT

GC/MS Volatiles

Client Lot #...: A5G160111 **Work Order #...:** HFMNN1AC-MS **Matrix.....:** WG
MS Lot-Sample #: A5G160111-003 HFMNN1AD-MSD
Date Sampled...: 07/15/05 09:03 **Date Received..:** 07/15/05
Prep Date.....: 07/27/05 **Analysis Date..:** 07/27/05
Prep Batch #...: 5209348
Dilution Factor: 1 **Initial Wgt/Vol:** 5 mL **Final Wgt/Vol..:** 5 mL

PARAMETER	PERCENT RECOVERY	RECOVERY LIMITS	RPD	RPD LIMITS	METHOD
1,1-Dichloroethene	**92**	**(62 - 130)**			**SW846 8260B**
	89	**(62 - 130)**	**3.2**	**(0-20)**	**SW846 8260B**
Trichloroethene	**92**	**(62 - 130)**			**SW846 8260B**
	91	**(62 - 130)**	**0.74**	**(0-20)**	**SW846 8260B**
Benzene	**90**	**(78 - 118)**			**SW846 8260B**
	87	**(78 - 118)**	**4.2**	**(0-20)**	**SW846 8260B**
Toluene	**99**	**(70 - 119)**			**SW846 8260B**
	94	**(70 - 119)**	**5.3**	**(0-20)**	**SW846 8260B**
Chlorobenzene	**94**	**(76 - 117)**			**SW846 8260B**
	90	**(76 - 117)**	**3.8**	**(0-20)**	**SW846 8260B**

SURROGATE	PERCENT RECOVERY	RECOVERY LIMITS
Dibromofluoromethane	90	(73 - 122)
	90	(73 - 122)
1,2-Dichloroethane-d4	94	(61 - 128)
	93	(61 - 128)
Toluene-d8	96	(76 - 110)
	95	(76 - 110)
4-Bromofluorobenzene	95	(74 - 116)
	95	(74 - 116)

NOTE(S):

Calculations are performed before rounding to avoid round-off errors in calculated results.

Bold print denotes control parameters

MATRIX SPIKE SAMPLE DATA REPORT

GC/MS Volatiles

Client Lot #...: A5G160111 **Work Order #...:** HFMNN1AC-MS **Matrix.....:** WG
MS Lot-Sample #: A5G160111-003 HFMNN1AD-MSD
Date Sampled...: 07/15/05 09:03 **Date Received..:** 07/15/05
Prep Date.....: 07/27/05 **Analysis Date..:** 07/27/05
Prep Batch #...: 5209348
Dilution Factor: 1 **Initial Wgt/Vol:** 5 mL **Final Wgt/Vol..:** 5 mL

PARAMETER	SAMPLE AMOUNT	SPIKE AMT	MEASRD AMOUNT	UNITS	PERCNT RECVRY	RPD	METHOD
1,1-Dichloroethene	**ND**	**10**	**9.2**	**ug/L**	**92**		**SW846 8260B**
	ND	**10**	**8.9**	**ug/L**	**89**	**3.2**	**SW846 8260B**
Trichloroethene	**ND**	**10**	**9.2**	**ug/L**	**92**		**SW846 8260B**
	ND	**10**	**9.1**	**ug/L**	**91**	**0.74**	**SW846 8260B**
Benzene	**ND**	**10**	**9.0**	**ug/L**	**90**		**SW846 8260B**
	ND	**10**	**8.7**	**ug/L**	**87**	**4.2**	**SW846 8260B**
Toluene	**ND**	**10**	**9.9**	**ug/L**	**99**		**SW846 8260B**
	ND	**10**	**9.4**	**ug/L**	**94**	**5.3**	**SW846 8260B**
Chlorobenzene	**ND**	**10**	**9.4**	**ug/L**	**94**		**SW846 8260B**
	ND	**10**	**9.0**	**ug/L**	**90**	**3.8**	**SW846 8260B**

SURROGATE	PERCENT RECOVERY	RECOVERY LIMITS
Dibromofluoromethane	90	(73 - 122)
	90	(73 - 122)
1,2-Dichloroethane-d4	94	(61 - 128)
	93	(61 - 128)
Toluene-d8	96	(76 - 110)
	95	(76 - 110)
4-Bromofluorobenzene	95	(74 - 116)
	95	(74 - 116)

NOTE(S):

Calculations are performed before rounding to avoid round-off errors in calculated results.

Bold print denotes control parameters

MATRIX SPIKE SAMPLE EVALUATION REPORT

GC/MS Volatiles

Client Lot #...: A5G160111 **Work Order #...:** HFMNT1AK-MS **Matrix.....:** WG
MS Lot-Sample #: A5G160111-007 HFMNT1AL-MSD
Date Sampled...: 07/15/05 10:41 **Date Received..:** 07/15/05
Prep Date.....: 07/27/05 **Analysis Date..:** 07/27/05
Prep Batch #...: 5209348
Dilution Factor: 1 **Initial Wgt/Vol:** 5 mL **Final Wgt/Vol..:** 5 mL

PARAMETER	PERCENT RECOVERY	RECOVERY LIMITS	RPD	RPD LIMITS	METHOD
1,1-Dichloroethene	**90**	**(62 - 130)**			**SW846 8260B**
	90	**(62 - 130)**	**0.26**	**(0-20)**	**SW846 8260B**
Trichloroethene	**90**	**(62 - 130)**			**SW846 8260B**
	89	**(62 - 130)**	**1.1**	**(0-20)**	**SW846 8260B**
Benzene	**88**	**(78 - 118)**			**SW846 8260B**
	87	**(78 - 118)**	**1.6**	**(0-20)**	**SW846 8260B**
Toluene	**97**	**(70 - 119)**			**SW846 8260B**
	96	**(70 - 119)**	**1.5**	**(0-20)**	**SW846 8260B**
Chlorobenzene	**91**	**(76 - 117)**			**SW846 8260B**
	91	**(76 - 117)**	**0.13**	**(0-20)**	**SW846 8260B**

SURROGATE	PERCENT RECOVERY	RECOVERY LIMITS
Dibromofluoromethane	90	(73 - 122)
	90	(73 - 122)
1,2-Dichloroethane-d4	93	(61 - 128)
	93	(61 - 128)
Toluene-d8	97	(76 - 110)
	96	(76 - 110)
4-Bromofluorobenzene	97	(74 - 116)
	96	(74 - 116)

NOTE(S):

Calculations are performed before rounding to avoid round-off errors in calculated results.

Bold print denotes control parameters

MATRIX SPIKE SAMPLE DATA REPORT

GC/MS Volatiles

Client Lot #...: A5G160111 **Work Order #...:** HFMNT1AK-MS **Matrix.....:** WG
MS Lot-Sample #: A5G160111-007 HFMNT1AL-MSD
Date Sampled...: 07/15/05 10:41 **Date Received..:** 07/15/05
Prep Date.....: 07/27/05 **Analysis Date..:** 07/27/05
Prep Batch #...: 5209348
Dilution Factor: 1 **Initial Wgt/Vol:** 5 mL **Final Wgt/Vol..:** 5 mL

PARAMETER	SAMPLE AMOUNT	SPIKE AMT	MEASRD AMOUNT	UNITS	PERCNT RECVRY	RPD	METHOD
1,1-Dichloroethene	**ND**	**10**	**9.0**	**ug/L**	**90**		**SW846 8260B**
	ND	**10**	**9.0**	**ug/L**	**90**	**0.26**	**SW846 8260B**
Trichloroethene	**ND**	**10**	**9.0**	**ug/L**	**90**		**SW846 8260B**
	ND	**10**	**8.9**	**ug/L**	**89**	**1.1**	**SW846 8260B**
Benzene	**ND**	**10**	**8.8**	**ug/L**	**88**		**SW846 8260B**
	ND	**10**	**8.7**	**ug/L**	**87**	**1.6**	**SW846 8260B**
Toluene	**ND**	**10**	**9.7**	**ug/L**	**97**		**SW846 8260B**
	ND	**10**	**9.6**	**ug/L**	**96**	**1.5**	**SW846 8260B**
Chlorobenzene	**ND**	**10**	**9.1**	**ug/L**	**91**		**SW846 8260B**
	ND	**10**	**9.1**	**ug/L**	**91**	**0.13**	**SW846 8260B**

SURROGATE	PERCENT RECOVERY	RECOVERY LIMITS
Dibromofluoromethane	90	(73 - 122)
	90	(73 - 122)
1,2-Dichloroethane-d4	93	(61 - 128)
	93	(61 - 128)
Toluene-d8	97	(76 - 110)
	96	(76 - 110)
4-Bromofluorobenzene	97	(74 - 116)
	96	(74 - 116)

NOTE(S):

Calculations are performed before rounding to avoid round-off errors in calculated results.

Bold print denotes control parameters

GCMS SEMIVOLATILE DATA

SpecPro Inc

Client Sample ID: FWGWBGMW-009C-0082-GW

GC/MS Semivolatiles

Lot-Sample #...: A5G160111-001 **Work Order #...:** HFMNK1AC **Matrix.....:** WG
Date Sampled...: 07/15/05 09:04 **Date Received..:** 07/15/05
Prep Date.....: 07/17/05 **Analysis Date..:** 07/22/05
Prep Batch #...: 5201125
Dilution Factor: 1 **Initial Wgt/Vol:** 1050 mL **Final Wgt/Vol..:** 2 mL
Method.....: SW846 8270C

PARAMETER	RESULT	REPORTING LIMIT	UNITS
Phenol	ND	1.0	ug/L
bis(2-Chloroethyl)-ether	ND	1.0	ug/L
2-Chlorophenol	ND	1.0	ug/L
1,3-Dichlorobenzene	ND	1.0	ug/L
1,4-Dichlorobenzene	ND	1.0	ug/L
1,2-Dichlorobenzene	ND	1.0	ug/L
2-Methylphenol	ND	1.0	ug/L
2,2'-oxybis(1-Chloro-propane)	ND	1.0	ug/L
4-Methylphenol	ND	1.0	ug/L
N-Nitrosodi-n-propyl-amine	ND	1.0	ug/L
Hexachloroethane	ND	1.0	ug/L
Nitrobenzene	ND	1.0	ug/L
Isophorone	ND	1.0	ug/L
2-Nitrophenol	ND	2.0	ug/L
2,4-Dimethylphenol	ND	2.0	ug/L
bis(2-Chloroethoxy) methane	ND	1.0	ug/L
2,4-Dichlorophenol	ND	2.0	ug/L
1,2,4-Trichloro-benzene	ND	1.0	ug/L
Naphthalene	ND	0.20	ug/L
4-Chloroaniline	ND	2.0	ug/L
Hexachlorobutadiene	ND	1.0	ug/L
4-Chloro-3-methylphenol	ND	2.0	ug/L
2-Methylnaphthalene	ND	0.20	ug/L
Hexachlorocyclopenta-diene	ND	10	ug/L
2,4,6-Trichloro-phenol	ND	5.0	ug/L
2,4,5-Trichloro-phenol	ND	5.0	ug/L
2-Chloronaphthalene	ND	1.0	ug/L
2-Nitroaniline	ND	2.0	ug/L
Dimethyl phthalate	ND	1.0	ug/L
Acenaphthylene	ND	0.20	ug/L

(Continued on next page)

SpecPro Inc

Client Sample ID: FWGWBGMW-009C-0082-GW

GC/MS Semivolatiles

Lot-Sample #...: A5G160111-001 **Work Order #...:** HFMNK1AC **Matrix.....:** WG

PARAMETER	RESULT	REPORTING LIMIT	UNITS
2,6-Dinitrotoluene	ND	5.0	ug/L
3-Nitroaniline	ND	2.0	ug/L
Acenaphthene	ND	0.20	ug/L
2,4-Dinitrophenol	ND	5.0	ug/L
4-Nitrophenol	ND	5.0	ug/L
Dibenzofuran	ND	1.0	ug/L
2,4-Dinitrotoluene	ND	5.0	ug/L
Diethyl phthalate	ND	1.0	ug/L
4-Chlorophenyl phenyl ether	ND	2.0	ug/L
Fluorene	ND	0.20	ug/L
4-Nitroaniline	ND	2.0	ug/L
4,6-Dinitro-2-methylphenol	ND	5.0	ug/L
N-Nitrosodiphenylamine	ND	1.0	ug/L
4-Bromophenyl phenyl ether	ND	2.0	ug/L
Hexachlorobenzene	ND	0.20	ug/L
Pentachlorophenol	ND	5.0	ug/L
Phenanthrene	ND	0.20	ug/L
Anthracene	ND	0.20	ug/L
Carbazole	ND	1.0	ug/L
Di-n-butyl phthalate	ND	1.0	ug/L
Fluoranthene	ND	0.20	ug/L
Pyrene	ND	0.20	ug/L
Butyl benzyl phthalate	ND	1.0	ug/L
3,3'-Dichlorobenzidine	ND	5.0	ug/L
Benzo(a)anthracene	ND	0.20	ug/L
Chrysene	ND	0.20	ug/L
bis(2-Ethylhexyl) phthalate	**1.1 B**	**1.0**	**ug/L**
Di-n-octyl phthalate	ND	1.0	ug/L
Benzo(b)fluoranthene	ND	0.20	ug/L
Benzo(k)fluoranthene	ND	0.20	ug/L
Benzo(a)pyrene	ND	0.20	ug/L
Indeno(1,2,3-cd)pyrene	ND	0.20	ug/L
Dibenz(a,h)anthracene	ND	0.20	ug/L
Benzo(ghi)perylene	ND	0.20	ug/L

(Continued on next page)

SpecPro Inc

Client Sample ID: FWGWBGMW-009C-0082-GW

GC/MS Semivolatiles

Lot-Sample #...: A5G160111-001 **Work Order #...:** HFMNK1AC **Matrix.....:** WG

SURROGATE	PERCENT RECOVERY	RECOVERY LIMITS
Nitrobenzene-d5	78	(32 - 112)
2-Fluorobiphenyl	55	(30 - 110)
Terphenyl-d14	90	(51 - 135)
Phenol-d5	64	(10 - 117)
2-Fluorophenol	46	(19 - 108)
2,4,6-Tribromophenol	66	(42 - 124)

NOTE(S):

B Method blank contamination. The associated method blank contains the target analyte at a reportable level.

SpecPro Inc

FWGWBGMW-009C-0082-GW

GC/MS Semivolatiles

Lot-Sample #: A5G160111-001 **Work Order #:** HFMNK1AC **Matrix:** WG

MASS SPECTROMETER/DATA SYSTEM (MSDS) TENTATIVELY IDENTIFIED COMPOUNDS

PARAMETER	CAS #	ESTIMATED RESULT		RETENTION TIME	UNITS
Unknown Organic Acid		1.7 J	M	5.748	ug/L
Unknown		3.9 J	M	10.652	ug/L

NOTE(S):

M: Result was measured against nearest internal standard assuming a response factor of 1.

SpecPro Inc

Client Sample ID: FWGWBGMW-007C-0081-GW

GC/MS Semivolatiles

Lot-Sample #...: A5G160111-003 **Work Order #...:** HFMNN1AE **Matrix.....:** WG
Date Sampled...: 07/15/05 09:03 **Date Received..:** 07/15/05
Prep Date.....: 07/17/05 **Analysis Date..:** 07/22/05
Prep Batch #...: 5201125
Dilution Factor: 1 **Initial Wgt/Vol:** 1040 mL **Final Wgt/Vol..:** 2 mL
Method.....: SW846 8270C

PARAMETER	RESULT	REPORTING LIMIT	UNITS
Phenol	ND	1.0	ug/L
bis(2-Chloroethyl)-ether	ND	1.0	ug/L
2-Chlorophenol	ND	1.0	ug/L
1,3-Dichlorobenzene	ND	1.0	ug/L
1,4-Dichlorobenzene	ND	1.0	ug/L
1,2-Dichlorobenzene	ND	1.0	ug/L
2-Methylphenol	ND	1.0	ug/L
2,2'-oxybis(1-Chloro-propane)	ND	1.0	ug/L
4-Methylphenol	ND	1.0	ug/L
N-Nitrosodi-n-propyl-amine	ND	1.0	ug/L
Hexachloroethane	ND	1.0	ug/L
Nitrobenzene	ND	1.0	ug/L
Isophorone	ND	1.0	ug/L
2-Nitrophenol	ND	2.0	ug/L
2,4-Dimethylphenol	ND	2.0	ug/L
bis(2-Chloroethoxy) methane	ND	1.0	ug/L
2,4-Dichlorophenol	ND	2.0	ug/L
1,2,4-Trichloro-benzene	ND	1.0	ug/L
Naphthalene	ND	0.20	ug/L
4-Chloroaniline	ND	2.0	ug/L
Hexachlorobutadiene	ND	1.0	ug/L
4-Chloro-3-methylphenol	ND	2.0	ug/L
2-Methylnaphthalene	ND	0.20	ug/L
Hexachlorocyclopenta-diene	ND	10	ug/L
2,4,6-Trichloro-phenol	ND	5.0	ug/L
2,4,5-Trichloro-phenol	ND	5.0	ug/L
2-Chloronaphthalene	ND	1.0	ug/L
2-Nitroaniline	ND	2.0	ug/L
Dimethyl phthalate	ND	1.0	ug/L
Acenaphthylene	ND	0.20	ug/L

(Continued on next page)

SpecPro Inc

Client Sample ID: FWGWBGMW-007C-0081-GW

GC/MS Semivolatiles

Lot-Sample #...: A5G160111-003 **Work Order #...:** HFMNN1AE **Matrix.....:** WG

PARAMETER	RESULT	REPORTING LIMIT	UNITS
2,6-Dinitrotoluene	ND	5.0	ug/L
3-Nitroaniline	ND	2.0	ug/L
Acenaphthene	ND	0.20	ug/L
2,4-Dinitrophenol	ND	5.0	ug/L
4-Nitrophenol	ND	5.0	ug/L
Dibenzofuran	ND	1.0	ug/L
2,4-Dinitrotoluene	ND	5.0	ug/L
Diethyl phthalate	ND	1.0	ug/L
4-Chlorophenyl phenyl ether	ND	2.0	ug/L
Fluorene	ND	0.20	ug/L
4-Nitroaniline	ND	2.0	ug/L
4,6-Dinitro-2-methylphenol	ND	5.0	ug/L
N-Nitrosodiphenylamine	ND	1.0	ug/L
4-Bromophenyl phenyl ether	ND	2.0	ug/L
Hexachlorobenzene	ND	0.20	ug/L
Pentachlorophenol	ND	5.0	ug/L
Phenanthrene	ND	0.20	ug/L
Anthracene	ND	0.20	ug/L
Carbazole	ND	1.0	ug/L
Di-n-butyl phthalate	ND	1.0	ug/L
Fluoranthene	ND	0.20	ug/L
Pyrene	ND	0.20	ug/L
Butyl benzyl phthalate	ND	1.0	ug/L
3,3'-Dichlorobenzidine	ND	5.0	ug/L
Benzo(a)anthracene	ND	0.20	ug/L
Chrysene	ND	0.20	ug/L
bis(2-Ethylhexyl) phthalate	**3.6 B**	**1.0**	**ug/L**
Di-n-octyl phthalate	ND	1.0	ug/L
Benzo(b)fluoranthene	ND	0.20	ug/L
Benzo(k)fluoranthene	ND	0.20	ug/L
Benzo(a)pyrene	ND	0.20	ug/L
Indeno(1,2,3-cd)pyrene	ND	0.20	ug/L
Dibenz(a,h)anthracene	ND	0.20	ug/L
Benzo(ghi)perylene	ND	0.20	ug/L

(Continued on next page)

SpecPro Inc

Client Sample ID: FWGWBGMW-007C-0081-GW

GC/MS Semivolatiles

Lot-Sample #...: A5G160111-003 **Work Order #...:** HFMNN1AE **Matrix.....:** WG

SURROGATE	PERCENT RECOVERY	RECOVERY LIMITS
Nitrobenzene-d5	82	(32 - 112)
2-Fluorobiphenyl	59	(30 - 110)
Terphenyl-d14	90	(51 - 135)
Phenol-d5	57	(10 - 117)
2-Fluorophenol	30	(19 - 108)
2,4,6-Tribromophenol	73	(42 - 124)

NOTE(S):

B Method blank contamination. The associated method blank contains the target analyte at a reportable level.

SpecPro Inc

FWGWBGMW-007C-0081-GW

GC/MS Semivolatiles

Lot-Sample #: A5G160111-003 **Work Order #:** HFMNN1AE **Matrix:** WG

MASS SPECTROMETER/DATA SYSTEM (MSDS) TENTATIVELY IDENTIFIED COMPOUNDS

PARAMETER	CAS #	ESTIMATED RESULT		RETENTION TIME	UNITS
Unknown		1.5 J	M	2.6709	ug/L
Unknown		1.2 J	M	5.6037	ug/L
Diethyltoluamide	134-62-3	4.1 NJ	M	5.748	ug/L
Unknown		0.78 J	M	7.4254	ug/L
Unknown		3.6 J	M	7.9489	ug/L
Unknown		4.9 J	M	8.8838	ug/L
Unknown		9.7 J	M	9.3005	ug/L
Unknown		14 J	M	10.208	ug/L
Unknown		1.8 J	M	10.529	ug/L
Unknown		29 J	M	10.849	ug/L

NOTE(S):

M: Result was measured against nearest internal standard assuming a response factor of 1.

SpecPro Inc

Client Sample ID: FWGDA2MW-107C-0079-GW

GC/MS Semivolatiles

Lot-Sample #...: A5G160111-005 **Work Order #...:** HFMNQ1AC **Matrix.....:** WG
Date Sampled...: 07/15/05 09:15 **Date Received..:** 07/15/05
Prep Date.....: 07/17/05 **Analysis Date..:** 07/22/05
Prep Batch #...: 5201125
Dilution Factor: 1 **Initial Wgt/Vol:** 1050 mL **Final Wgt/Vol..:** 2 mL
Method.....: SW846 8270C

PARAMETER	RESULT	REPORTING LIMIT	UNITS
Phenol	ND	1.0	ug/L
bis(2-Chloroethyl)-ether	ND	1.0	ug/L
2-Chlorophenol	ND	1.0	ug/L
1,3-Dichlorobenzene	ND	1.0	ug/L
1,4-Dichlorobenzene	ND	1.0	ug/L
1,2-Dichlorobenzene	ND	1.0	ug/L
2-Methylphenol	ND	1.0	ug/L
2,2'-oxybis(1-Chloro-propane)	ND	1.0	ug/L
4-Methylphenol	ND	1.0	ug/L
N-Nitrosodi-n-propyl-amine	ND	1.0	ug/L
Hexachloroethane	ND	1.0	ug/L
Nitrobenzene	ND	1.0	ug/L
Isophorone	ND	1.0	ug/L
2-Nitrophenol	ND	2.0	ug/L
2,4-Dimethylphenol	ND	2.0	ug/L
bis(2-Chloroethoxy) methane	ND	1.0	ug/L
2,4-Dichlorophenol	ND	2.0	ug/L
1,2,4-Trichloro-benzene	ND	1.0	ug/L
Naphthalene	ND	0.20	ug/L
4-Chloroaniline	ND	2.0	ug/L
Hexachlorobutadiene	ND	1.0	ug/L
4-Chloro-3-methylphenol	ND	2.0	ug/L
2-Methylnaphthalene	ND	0.20	ug/L
Hexachlorocyclopenta-diene	ND	10	ug/L
2,4,6-Trichloro-phenol	ND	5.0	ug/L
2,4,5-Trichloro-phenol	ND	5.0	ug/L
2-Chloronaphthalene	ND	1.0	ug/L
2-Nitroaniline	ND	2.0	ug/L
Dimethyl phthalate	ND	1.0	ug/L
Acenaphthylene	ND	0.20	ug/L

(Continued on next page)

SpecPro Inc

Client Sample ID: FWGDA2MW-107C-0079-GW

GC/MS Semivolatiles

Lot-Sample #...: A5G160111-005 **Work Order #...:** HFMNQ1AC **Matrix.....:** WG

PARAMETER	RESULT	REPORTING LIMIT	UNITS
2,6-Dinitrotoluene	ND	5.0	ug/L
3-Nitroaniline	ND	2.0	ug/L
Acenaphthene	ND	0.20	ug/L
2,4-Dinitrophenol	ND	5.0	ug/L
4-Nitrophenol	ND	5.0	ug/L
Dibenzofuran	ND	1.0	ug/L
2,4-Dinitrotoluene	ND	5.0	ug/L
Diethyl phthalate	ND	1.0	ug/L
4-Chlorophenyl phenyl ether	ND	2.0	ug/L
Fluorene	ND	0.20	ug/L
4-Nitroaniline	ND	2.0	ug/L
4,6-Dinitro-2-methylphenol	ND	5.0	ug/L
N-Nitrosodiphenylamine	ND	1.0	ug/L
4-Bromophenyl phenyl ether	ND	2.0	ug/L
Hexachlorobenzene	ND	0.20	ug/L
Pentachlorophenol	ND	5.0	ug/L
Phenanthrene	ND	0.20	ug/L
Anthracene	ND	0.20	ug/L
Carbazole	ND	1.0	ug/L
Di-n-butyl phthalate	ND	1.0	ug/L
Fluoranthene	ND	0.20	ug/L
Pyrene	ND	0.20	ug/L
Butyl benzyl phthalate	ND	1.0	ug/L
3,3'-Dichlorobenzidine	ND	5.0	ug/L
Benzo(a)anthracene	ND	0.20	ug/L
Chrysene	ND	0.20	ug/L
bis(2-Ethylhexyl) phthalate	**2.7 B**	**1.0**	**ug/L**
Di-n-octyl phthalate	ND	1.0	ug/L
Benzo(b)fluoranthene	ND	0.20	ug/L
Benzo(k)fluoranthene	ND	0.20	ug/L
Benzo(a)pyrene	ND	0.20	ug/L
Indeno(1,2,3-cd)pyrene	ND	0.20	ug/L
Dibenz(a,h)anthracene	ND	0.20	ug/L
Benzo(ghi)perylene	ND	0.20	ug/L

(Continued on next page)

SpecPro Inc

Client Sample ID: FWGDA2MW-107C-0079-GW

GC/MS Semivolatiles

Lot-Sample #...: A5G160111-005 **Work Order #...:** HFMNQ1AC **Matrix.....:** WG

SURROGATE	PERCENT RECOVERY	RECOVERY LIMITS
Nitrobenzene-d5	78	(32 - 112)
2-Fluorobiphenyl	59	(30 - 110)
Terphenyl-d14	87	(51 - 135)
Phenol-d5	58	(10 - 117)
2-Fluorophenol	45	(19 - 108)
2,4,6-Tribromophenol	67	(42 - 124)

NOTE(S):

B Method blank contamination. The associated method blank contains the target analyte at a reportable level.

SpecPro Inc

FWGDA2MW-107C-0079-GW

GC/MS Semivolatiles

Lot-Sample #: A5G160111-005 **Work Order #:** HFMNQ1AC **Matrix:** WG

MASS SPECTROMETER/DATA SYSTEM (MSDS) TENTATIVELY IDENTIFIED COMPOUNDS

PARAMETER	CAS #	ESTIMATED RESULT		RETENTION TIME	UNITS
Unknown		1.3 J	M	5.7511	ug/L
Unknown		1.3 J	M	7.8826	ug/L

NOTE(S):

M: Result was measured against nearest internal standard assuming a response factor of 1.

SpecPro Inc

Client Sample ID: FWGLL2MW-263C-0066-GW

GC/MS Semivolatiles

Lot-Sample #...: A5G160111-007 **Work Order #...:** HFMNT1AC **Matrix.....:** WG
Date Sampled...: 07/15/05 10:41 **Date Received..:** 07/15/05
Prep Date.....: 07/17/05 **Analysis Date..:** 07/22/05
Prep Batch #...: 5201125
Dilution Factor: 1 **Initial Wgt/Vol:** 1050 mL **Final Wgt/Vol..:** 2 mL
Method.....: SW846 8270C

PARAMETER	RESULT	REPORTING LIMIT	UNITS
Phenol	ND	1.0	ug/L
bis(2-Chloroethyl)-ether	ND	1.0	ug/L
2-Chlorophenol	ND	1.0	ug/L
1,3-Dichlorobenzene	ND	1.0	ug/L
1,4-Dichlorobenzene	ND	1.0	ug/L
1,2-Dichlorobenzene	ND	1.0	ug/L
2-Methylphenol	ND	1.0	ug/L
2,2'-oxybis(1-Chloro-propane)	ND	1.0	ug/L
4-Methylphenol	ND	1.0	ug/L
N-Nitrosodi-n-propyl-amine	ND	1.0	ug/L
Hexachloroethane	ND	1.0	ug/L
Nitrobenzene	ND	1.0	ug/L
Isophorone	ND	1.0	ug/L
2-Nitrophenol	ND	2.0	ug/L
2,4-Dimethylphenol	**0.61 J**	**2.0**	**ug/L**
bis(2-Chloroethoxy) methane	ND	1.0	ug/L
2,4-Dichlorophenol	ND	2.0	ug/L
1,2,4-Trichloro-benzene	ND	1.0	ug/L
Naphthalene	ND	0.20	ug/L
4-Chloroaniline	ND	2.0	ug/L
Hexachlorobutadiene	ND	1.0	ug/L
4-Chloro-3-methylphenol	ND	2.0	ug/L
2-Methylnaphthalene	ND	0.20	ug/L
Hexachlorocyclopenta-diene	ND	10	ug/L
2,4,6-Trichloro-phenol	ND	5.0	ug/L
2,4,5-Trichloro-phenol	ND	5.0	ug/L
2-Chloronaphthalene	ND	1.0	ug/L
2-Nitroaniline	ND	2.0	ug/L
Dimethyl phthalate	ND	1.0	ug/L
Acenaphthylene	ND	0.20	ug/L

(Continued on next page)

SpecPro Inc

Client Sample ID: FWGLL2MW-263C-0066-GW

GC/MS Semivolatiles

Lot-Sample #...: A5G160111-007 **Work Order #...:** HFMNT1AC **Matrix.....:** WG

PARAMETER	RESULT	REPORTING LIMIT	UNITS
2,6-Dinitrotoluene	ND	5.0	ug/L
3-Nitroaniline	ND	2.0	ug/L
Acenaphthene	ND	0.20	ug/L
2,4-Dinitrophenol	ND	5.0	ug/L
4-Nitrophenol	ND	5.0	ug/L
Dibenzofuran	ND	1.0	ug/L
2,4-Dinitrotoluene	ND	5.0	ug/L
Diethyl phthalate	ND	1.0	ug/L
4-Chlorophenyl phenyl ether	ND	2.0	ug/L
Fluorene	ND	0.20	ug/L
4-Nitroaniline	ND	2.0	ug/L
4,6-Dinitro-2-methylphenol	ND	5.0	ug/L
N-Nitrosodiphenylamine	ND	1.0	ug/L
4-Bromophenyl phenyl ether	ND	2.0	ug/L
Hexachlorobenzene	ND	0.20	ug/L
Pentachlorophenol	ND	5.0	ug/L
Phenanthrene	ND	0.20	ug/L
Anthracene	ND	0.20	ug/L
Carbazole	ND	1.0	ug/L
Di-n-butyl phthalate	ND	1.0	ug/L
Fluoranthene	ND	0.20	ug/L
Pyrene	ND	0.20	ug/L
Butyl benzyl phthalate	ND	1.0	ug/L
3,3'-Dichlorobenzidine	ND	5.0	ug/L
Benzo(a)anthracene	ND	0.20	ug/L
Chrysene	ND	0.20	ug/L
bis(2-Ethylhexyl) phthalate	**4.5 B**	**1.0**	**ug/L**
Di-n-octyl phthalate	ND	1.0	ug/L
Benzo(b)fluoranthene	ND	0.20	ug/L
Benzo(k)fluoranthene	ND	0.20	ug/L
Benzo(a)pyrene	ND	0.20	ug/L
Indeno(1,2,3-cd)pyrene	ND	0.20	ug/L
Dibenz(a,h)anthracene	ND	0.20	ug/L
Benzo(ghi)perylene	ND	0.20	ug/L

(Continued on next page)

SpecPro Inc

Client Sample ID: FWGLL2MW-263C-0066-GW

GC/MS Semivolatiles

Lot-Sample #...: A5G160111-007 **Work Order #...:** HFMNT1AC **Matrix.....:** WG

SURROGATE	PERCENT RECOVERY	RECOVERY LIMITS
Nitrobenzene-d5	89	(32 - 112)
2-Fluorobiphenyl	74	(30 - 110)
Terphenyl-d14	91	(51 - 135)
Phenol-d5	4.3 *	(10 - 117)
2-Fluorophenol	0.0 *	(19 - 108)
2,4,6-Tribromophenol	0.0 *	(42 - 124)

NOTE(S):

* Surrogate recovery is outside stated control limits.

J Estimated result. Result is less than RL.

B Method blank contamination. The associated method blank contains the target analyte at a reportable level.

SpecPro Inc

FWGLL2MW-263C-0066-GW

GC/MS Semivolatiles

Lot-Sample #: A5G160111-007 **Work Order #:** HFMNT1AC **Matrix:** WG

MASS SPECTROMETER/DATA SYSTEM (MSDS) TENTATIVELY IDENTIFIED COMPOUNDS

PARAMETER	CAS #	ESTIMATED RESULT		RETENTION TIME	UNITS
Unknown		1.9 J	M	2.6653	ug/L
Unknown		1.9 J	M	5.7531	ug/L
Unknown Organic Acid		1.3 J	M	8.0983	ug/L

NOTE(S):

M: Result was measured against nearest internal standard assuming a response factor of 1.

SpecPro Inc

Client Sample ID: FWGLL2MW-263C-0066-GW

GC/MS Semivolatiles

Lot-Sample #...: A5G160111-007 **Work Order #...:** HFMNT3AC **Matrix.....:** WG
Date Sampled...: 07/15/05 10:41 **Date Received..:** 07/15/05
Prep Date.....: 07/28/05 **Analysis Date..:** 08/01/05
Prep Batch #...: 5209464
Dilution Factor: 1 **Initial Wgt/Vol:** 1050 mL **Final Wgt/Vol..:** 2 mL
Method.....: SW846 8270C

PARAMETER	RESULT	REPORTING LIMIT	UNITS
Phenol	ND	1.0	ug/L
bis(2-Chloroethyl)-ether	ND	1.0	ug/L
2-Chlorophenol	ND	1.0	ug/L
1,3-Dichlorobenzene	ND	1.0	ug/L
1,4-Dichlorobenzene	ND	1.0	ug/L
1,2-Dichlorobenzene	ND	1.0	ug/L
2-Methylphenol	ND	1.0	ug/L
2,2'-oxybis(1-Chloro-propane)	ND	1.0	ug/L
4-Methylphenol	ND	1.0	ug/L
N-Nitrosodi-n-propyl-amine	ND	1.0	ug/L
Hexachloroethane	ND	1.0	ug/L
Nitrobenzene	ND	1.0	ug/L
Isophorone	ND	1.0	ug/L
2-Nitrophenol	ND	2.0	ug/L
2,4-Dimethylphenol	ND	2.0	ug/L
bis(2-Chloroethoxy) methane	ND	1.0	ug/L
2,4-Dichlorophenol	ND	2.0	ug/L
1,2,4-Trichloro-benzene	ND	1.0	ug/L
Naphthalene	ND	0.20	ug/L
4-Chloroaniline	ND	2.0	ug/L
Hexachlorobutadiene	ND	1.0	ug/L
4-Chloro-3-methylphenol	ND	2.0	ug/L
2-Methylnaphthalene	ND	0.20	ug/L
Hexachlorocyclopenta-diene	ND	10	ug/L
2,4,6-Trichloro-phenol	ND	5.0	ug/L
2,4,5-Trichloro-phenol	ND	5.0	ug/L
2-Chloronaphthalene	ND	1.0	ug/L
2-Nitroaniline	ND	2.0	ug/L
Dimethyl phthalate	ND	1.0	ug/L
Acenaphthylene	ND	0.20	ug/L

(Continued on next page)

SpecPro Inc

Client Sample ID: FWGLL2MW-263C-0066-GW

GC/MS Semivolatiles

Lot-Sample #...: A5G160111-007 **Work Order #...:** HFMNT3AC **Matrix.....:** WG

PARAMETER	RESULT	REPORTING LIMIT	UNITS
2,6-Dinitrotoluene	ND	5.0	ug/L
3-Nitroaniline	ND	2.0	ug/L
Acenaphthene	ND	0.20	ug/L
2,4-Dinitrophenol	ND	5.0	ug/L
4-Nitrophenol	ND	5.0	ug/L
Dibenzofuran	ND	1.0	ug/L
2,4-Dinitrotoluene	ND	5.0	ug/L
Diethyl phthalate	ND	1.0	ug/L
4-Chlorophenyl phenyl ether	ND	2.0	ug/L
Fluorene	ND	0.20	ug/L
4-Nitroaniline	ND	2.0	ug/L
4,6-Dinitro-2-methylphenol	ND	5.0	ug/L
N-Nitrosodiphenylamine	ND	1.0	ug/L
4-Bromophenyl phenyl ether	ND	2.0	ug/L
Hexachlorobenzene	ND	0.20	ug/L
Pentachlorophenol	ND	5.0	ug/L
Phenanthrene	ND	0.20	ug/L
Anthracene	ND	0.20	ug/L
Carbazole	ND	1.0	ug/L
Di-n-butyl phthalate	ND	1.0	ug/L
Fluoranthene	ND	0.20	ug/L
Pyrene	ND	0.20	ug/L
Butyl benzyl phthalate	ND	1.0	ug/L
3,3'-Dichlorobenzidine	ND	5.0	ug/L
Benzo(a)anthracene	ND	0.20	ug/L
Chrysene	ND	0.20	ug/L
bis(2-Ethylhexyl) phthalate	**11 B**	**1.0**	**ug/L**
Di-n-octyl phthalate	ND	1.0	ug/L
Benzo(b)fluoranthene	ND	0.20	ug/L
Benzo(k)fluoranthene	ND	0.20	ug/L
Benzo(a)pyrene	ND	0.20	ug/L
Indeno(1,2,3-cd)pyrene	ND	0.20	ug/L
Dibenz(a,h)anthracene	ND	0.20	ug/L
Benzo(ghi)perylene	ND	0.20	ug/L

(Continued on next page)

SpecPro Inc

Client Sample ID: FWGLL2MW-263C-0066-GW

GC/MS Semivolatiles

Lot-Sample #...: A5G160111-007 **Work Order #...:** HFMNT3AC **Matrix.....:** WG

SURROGATE	PERCENT RECOVERY	RECOVERY LIMITS
Nitrobenzene-d5	66	(32 - 112)
2-Fluorobiphenyl	56	(30 - 110)
Terphenyl-d14	81	(51 - 135)
Phenol-d5	59	(10 - 117)
2-Fluorophenol	45	(19 - 108)
2,4,6-Tribromophenol	65	(42 - 124)

NOTE(S):

B Method blank contamination. The associated method blank contains the target analyte at a reportable level.

SpecPro Inc

FWGLL2MW-263C-0066-GW

GC/MS Semivolatiles

Lot-Sample #: A5G160111-007 **Work Order #:** HFMNT3AC **Matrix:** WG

MASS SPECTROMETER/DATA SYSTEM (MSDS) TENTATIVELY IDENTIFIED COMPOUNDS

PARAMETER	CAS #	ESTIMATED RESULT		RETENTION TIME	UNITS
Unknown		3.0 J	M	2.9281	ug/L
Unknown		6.2 J	M	4.3972	ug/L
Unknown		1.8 J	M	6.0318	ug/L

NOTE(S):

M: Result was measured against nearest internal standard assuming a response factor of 1.

METHOD BLANK REPORT

GC/MS Semivolatiles

Client Lot #...: A5G160111 **Work Order #...:** HFT991AA **Matrix.....:** WATER
MB Lot-Sample #: A5G200000-125

Prep Date.....: 07/17/05 **Final Wgt/Vol..:** 2 mL
Analysis Date..: 07/22/05 **Prep Batch #...:** 5201125
Dilution Factor: 1 **Initial Wgt/Vol:** 1000 mL

PARAMETER	RESULT	REPORTING LIMIT	UNITS	METHOD
Phenol	ND	1.0	ug/L	SW846 8270C
bis(2-Chloroethyl)-ether	ND	1.0	ug/L	SW846 8270C
2-Chlorophenol	ND	1.0	ug/L	SW846 8270C
1,3-Dichlorobenzene	ND	1.0	ug/L	SW846 8270C
1,4-Dichlorobenzene	ND	1.0	ug/L	SW846 8270C
1,2-Dichlorobenzene	ND	1.0	ug/L	SW846 8270C
2-Methylphenol	ND	1.0	ug/L	SW846 8270C
2,2'-oxybis(1-Chloro-propane)	ND	1.0	ug/L	SW846 8270C
4-Methylphenol	ND	1.0	ug/L	SW846 8270C
N-Nitrosodi-n-propyl-amine	ND	1.0	ug/L	SW846 8270C
Hexachloroethane	ND	1.0	ug/L	SW846 8270C
Nitrobenzene	ND	1.0	ug/L	SW846 8270C
Isophorone	ND	1.0	ug/L	SW846 8270C
2-Nitrophenol	ND	2.0	ug/L	SW846 8270C
2,4-Dimethylphenol	ND	2.0	ug/L	SW846 8270C
bis(2-Chloroethoxy) methane	ND	1.0	ug/L	SW846 8270C
2,4-Dichlorophenol	ND	2.0	ug/L	SW846 8270C
1,2,4-Trichloro-benzene	ND	1.0	ug/L	SW846 8270C
Naphthalene	ND	0.20	ug/L	SW846 8270C
4-Chloroaniline	ND	2.0	ug/L	SW846 8270C
Hexachlorobutadiene	ND	1.0	ug/L	SW846 8270C
4-Chloro-3-methylphenol	ND	2.0	ug/L	SW846 8270C
2-Methylnaphthalene	ND	0.20	ug/L	SW846 8270C
Hexachlorocyclopenta-diene	ND	10	ug/L	SW846 8270C
2,4,6-Trichloro-phenol	ND	5.0	ug/L	SW846 8270C
2,4,5-Trichloro-phenol	ND	5.0	ug/L	SW846 8270C
2-Chloronaphthalene	ND	1.0	ug/L	SW846 8270C
2-Nitroaniline	ND	2.0	ug/L	SW846 8270C
Dimethyl phthalate	ND	1.0	ug/L	SW846 8270C
Acenaphthylene	ND	0.20	ug/L	SW846 8270C
2,6-Dinitrotoluene	ND	5.0	ug/L	SW846 8270C
3-Nitroaniline	ND	2.0	ug/L	SW846 8270C
Acenaphthene	ND	0.20	ug/L	SW846 8270C

(Continued on next page)

METHOD BLANK REPORT

GC/MS Semivolatiles

Client Lot #...: A5G160111 **Work Order #...:** HFT991AA **Matrix.....:** WATER

PARAMETER	RESULT	REPORTING LIMIT	UNITS	METHOD
2,4-Dinitrophenol	ND	5.0	ug/L	SW846 8270C
4-Nitrophenol	ND	5.0	ug/L	SW846 8270C
Dibenzofuran	ND	1.0	ug/L	SW846 8270C
2,4-Dinitrotoluene	ND	5.0	ug/L	SW846 8270C
Diethyl phthalate	ND	1.0	ug/L	SW846 8270C
4-Chlorophenyl phenyl ether	ND	2.0	ug/L	SW846 8270C
Fluorene	ND	0.20	ug/L	SW846 8270C
4-Nitroaniline	ND	2.0	ug/L	SW846 8270C
4,6-Dinitro-2-methylphenol	ND	5.0	ug/L	SW846 8270C
N-Nitrosodiphenylamine	ND	1.0	ug/L	SW846 8270C
4-Bromophenyl phenyl ether	ND	2.0	ug/L	SW846 8270C
Hexachlorobenzene	ND	0.20	ug/L	SW846 8270C
Pentachlorophenol	ND	5.0	ug/L	SW846 8270C
Phenanthrene	ND	0.20	ug/L	SW846 8270C
Anthracene	ND	0.20	ug/L	SW846 8270C
Carbazole	ND	1.0	ug/L	SW846 8270C
Di-n-butyl phthalate	ND	1.0	ug/L	SW846 8270C
Fluoranthene	ND	0.20	ug/L	SW846 8270C
Pyrene	ND	0.20	ug/L	SW846 8270C
Butyl benzyl phthalate	ND	1.0	ug/L	SW846 8270C
3,3'-Dichlorobenzidine	ND	5.0	ug/L	SW846 8270C
Benzo(a)anthracene	ND	0.20	ug/L	SW846 8270C
Chrysene	ND	0.20	ug/L	SW846 8270C
bis(2-Ethylhexyl) phthalate	**3.3**	**1.0**	**ug/L**	**SW846 8270C**
Di-n-octyl phthalate	ND	1.0	ug/L	SW846 8270C
Benzo(b)fluoranthene	ND	0.20	ug/L	SW846 8270C
Benzo(k)fluoranthene	ND	0.20	ug/L	SW846 8270C
Benzo(a)pyrene	ND	0.20	ug/L	SW846 8270C
Indeno(1,2,3-cd)pyrene	ND	0.20	ug/L	SW846 8270C
Dibenz(a,h)anthracene	ND	0.20	ug/L	SW846 8270C
Benzo(ghi)perylene	ND	0.20	ug/L	SW846 8270C

SURROGATE	PERCENT RECOVERY	RECOVERY LIMITS
Nitrobenzene-d5	83	(32 - 112)
2-Fluorobiphenyl	64	(30 - 110)
Terphenyl-d14	90	(51 - 135)
Phenol-d5	63	(10 - 117)
2-Fluorophenol	47	(19 - 108)
2,4,6-Tribromophenol	59	(42 - 124)

(Continued on next page)

METHOD BLANK REPORT

GC/MS Semivolatiles

Client Lot #...: A5G160111 **Work Order #...:** HFT991AA **Matrix.....:** WATER

NOTE(S):

Calculations are performed before rounding to avoid round-off errors in calculated results.

SpecPro Inc

Method Blank Report

GC/MS Semivolatiles

Lot-Sample #: A5G200000-125 B **Work Order #:** HFT991AA **Matrix:** WATER

MASS SPECTROMETER/DATA SYSTEM (MSDS) TENTATIVELY IDENTIFIED COMPOUNDS

PARAMETER	CAS #	ESTIMATED RESULT		RETENTION TIME	UNITS
Unknown		5.9 J	M	2.6631	ug/L
Unknown		1.2 J	M	4.1268	ug/L

NOTE(S):

M: Result was measured against nearest internal standard assuming a response factor of 1.

METHOD BLANK REPORT

GC/MS Semivolatiles

Client Lot #...: A5G160111 **Work Order #...:** HGHRH1AA **Matrix.....:** WATER
MB Lot-Sample #: A5G280000-464

Prep Date.....: 07/28/05 **Final Wgt/Vol..:** 2 mL
Analysis Date..: 08/01/05 **Prep Batch #...:** 5209464
Dilution Factor: 1 **Initial Wgt/Vol:** 1000 mL

PARAMETER	RESULT	REPORTING LIMIT	UNITS	METHOD
Phenol	ND	1.0	ug/L	SW846 8270C
bis(2-Chloroethyl)-ether	ND	1.0	ug/L	SW846 8270C
2-Chlorophenol	ND	1.0	ug/L	SW846 8270C
1,3-Dichlorobenzene	ND	1.0	ug/L	SW846 8270C
1,4-Dichlorobenzene	ND	1.0	ug/L	SW846 8270C
1,2-Dichlorobenzene	ND	1.0	ug/L	SW846 8270C
2-Methylphenol	ND	1.0	ug/L	SW846 8270C
2,2'-oxybis(1-Chloro-propane)	ND	1.0	ug/L	SW846 8270C
4-Methylphenol	ND	1.0	ug/L	SW846 8270C
N-Nitrosodi-n-propyl-amine	ND	1.0	ug/L	SW846 8270C
Hexachloroethane	ND	1.0	ug/L	SW846 8270C
Nitrobenzene	ND	1.0	ug/L	SW846 8270C
Isophorone	ND	1.0	ug/L	SW846 8270C
2-Nitrophenol	ND	2.0	ug/L	SW846 8270C
2,4-Dimethylphenol	ND	2.0	ug/L	SW846 8270C
bis(2-Chloroethoxy) methane	ND	1.0	ug/L	SW846 8270C
2,4-Dichlorophenol	ND	2.0	ug/L	SW846 8270C
1,2,4-Trichloro-benzene	ND	1.0	ug/L	SW846 8270C
Naphthalene	ND	0.20	ug/L	SW846 8270C
4-Chloroaniline	ND	2.0	ug/L	SW846 8270C
Hexachlorobutadiene	ND	1.0	ug/L	SW846 8270C
4-Chloro-3-methylphenol	ND	2.0	ug/L	SW846 8270C
2-Methylnaphthalene	ND	0.20	ug/L	SW846 8270C
Hexachlorocyclopenta-diene	ND	10	ug/L	SW846 8270C
2,4,6-Trichloro-phenol	ND	5.0	ug/L	SW846 8270C
2,4,5-Trichloro-phenol	ND	5.0	ug/L	SW846 8270C
2-Chloronaphthalene	ND	1.0	ug/L	SW846 8270C
2-Nitroaniline	ND	2.0	ug/L	SW846 8270C
Dimethyl phthalate	ND	1.0	ug/L	SW846 8270C
Acenaphthylene	ND	0.20	ug/L	SW846 8270C
2,6-Dinitrotoluene	ND	5.0	ug/L	SW846 8270C
3-Nitroaniline	ND	2.0	ug/L	SW846 8270C
Acenaphthene	ND	0.20	ug/L	SW846 8270C

(Continued on next page)

METHOD BLANK REPORT

GC/MS Semivolatiles

Client Lot #...: A5G160111 **Work Order #...:** HGHRH1AA **Matrix.....:** WATER

PARAMETER	RESULT	REPORTING LIMIT	UNITS	METHOD
2,4-Dinitrophenol	ND	5.0	ug/L	SW846 8270C
4-Nitrophenol	ND	5.0	ug/L	SW846 8270C
Dibenzofuran	ND	1.0	ug/L	SW846 8270C
2,4-Dinitrotoluene	ND	5.0	ug/L	SW846 8270C
Diethyl phthalate	ND	1.0	ug/L	SW846 8270C
4-Chlorophenyl phenyl ether	ND	2.0	ug/L	SW846 8270C
Fluorene	ND	0.20	ug/L	SW846 8270C
4-Nitroaniline	ND	2.0	ug/L	SW846 8270C
4,6-Dinitro-2-methylphenol	ND	5.0	ug/L	SW846 8270C
N-Nitrosodiphenylamine	ND	1.0	ug/L	SW846 8270C
4-Bromophenyl phenyl ether	ND	2.0	ug/L	SW846 8270C
Hexachlorobenzene	ND	0.20	ug/L	SW846 8270C
Pentachlorophenol	ND	5.0	ug/L	SW846 8270C
Phenanthrene	ND	0.20	ug/L	SW846 8270C
Anthracene	ND	0.20	ug/L	SW846 8270C
Carbazole	ND	1.0	ug/L	SW846 8270C
Di-n-butyl phthalate	ND	1.0	ug/L	SW846 8270C
Fluoranthene	ND	0.20	ug/L	SW846 8270C
Pyrene	ND	0.20	ug/L	SW846 8270C
Butyl benzyl phthalate	ND	1.0	ug/L	SW846 8270C
3,3'-Dichlorobenzidine	ND	5.0	ug/L	SW846 8270C
Benzo(a)anthracene	ND	0.20	ug/L	SW846 8270C
Chrysene	ND	0.20	ug/L	SW846 8270C
bis(2-Ethylhexyl) phthalate	**9.5**	**1.0**	**ug/L**	**SW846 8270C**
Di-n-octyl phthalate	**0.58 J**	**1.0**	**ug/L**	**SW846 8270C**
Benzo(b)fluoranthene	ND	0.20	ug/L	SW846 8270C
Benzo(k)fluoranthene	ND	0.20	ug/L	SW846 8270C
Benzo(a)pyrene	ND	0.20	ug/L	SW846 8270C
Indeno(1,2,3-cd)pyrene	ND	0.20	ug/L	SW846 8270C
Dibenz(a,h)anthracene	ND	0.20	ug/L	SW846 8270C
Benzo(ghi)perylene	ND	0.20	ug/L	SW846 8270C

SURROGATE	PERCENT RECOVERY	RECOVERY LIMITS
Nitrobenzene-d5	72	(32 - 112)
2-Fluorobiphenyl	62	(30 - 110)
Terphenyl-d14	86	(51 - 135)
Phenol-d5	62	(10 - 117)
2-Fluorophenol	33	(19 - 108)
2,4,6-Tribromophenol	80	(42 - 124)

(Continued on next page)

METHOD BLANK REPORT

GC/MS Semivolatiles

Client Lot #...: A5G160111 **Work Order #...:** HGHRH1AA **Matrix.....:** WATER

NOTE(S):

Calculations are performed before rounding to avoid round-off errors in calculated results.

J Estimated result. Result is less than RL.

SpecPro Inc

Method Blank Report

GC/MS Semivolatiles

Lot-Sample #: A5G280000-464 B **Work Order #:** HGHRH1AA **Matrix:** WATER

MASS SPECTROMETER/DATA SYSTEM (MSDS) TENTATIVELY IDENTIFIED COMPOUNDS

PARAMETER	CAS #	ESTIMATED RESULT		RETENTION TIME	UNITS
Unknown		1.2 J	M	4.3948	ug/L
Unknown		1.9 J	M	6.0294	ug/L
Unknown		1.0 J	M	9.785	ug/L
Unknown		1.8 J	M	10.11	ug/L

NOTE(S):

M: Result was measured against nearest internal standard assuming a response factor of 1.

LABORATORY CONTROL SAMPLE EVALUATION REPORT

GC/MS Semivolatiles

Client Lot #...: A5G160111 **Work Order #...:** HFT991AC **Matrix.....:** WATER
LCS Lot-Sample#: A5G200000-125
Prep Date.....: 07/17/05 **Analysis Date..:** 07/27/05
Prep Batch #...: 5201125
Dilution Factor: 1 **Final Wgt/Vol..:** 2 mL
Initial Wgt/Vol: 1000 mL

PARAMETER	PERCENT RECOVERY	RECOVERY LIMITS	METHOD
Phenol	**72**	**(10 - 116)**	**SW846 8270C**
2-Chlorophenol	**68**	**(37 - 106)**	**SW846 8270C**
1,4-Dichlorobenzene	**66**	**(32 - 98)**	**SW846 8270C**
N-Nitrosodi-n-propyl-amine	**81**	**(30 - 115)**	**SW846 8270C**
1,2,4-Trichloro-benzene	**62**	**(31 - 110)**	**SW846 8270C**
4-Chloro-3-methylphenol	**75**	**(47 - 111)**	**SW846 8270C**
Acenaphthene	**73**	**(39 - 118)**	**SW846 8270C**
4-Nitrophenol	**81**	**(10 - 123)**	**SW846 8270C**
2,4-Dinitrotoluene	**88**	**(47 - 131)**	**SW846 8270C**
Pentachlorophenol	**80**	**(38 - 117)**	**SW846 8270C**
Pyrene	**89**	**(46 - 130)**	**SW846 8270C**

SURROGATE	PERCENT RECOVERY	RECOVERY LIMITS
Nitrobenzene-d5	79	(32 - 112)
2-Fluorobiphenyl	68	(30 - 110)
Terphenyl-d14	89	(51 - 135)
Phenol-d5	68	(10 - 117)
2-Fluorophenol	53	(19 - 108)
2,4,6-Tribromophenol	86	(42 - 124)

NOTE(S):

Calculations are performed before rounding to avoid round-off errors in calculated results.

Bold print denotes control parameters

LABORATORY CONTROL SAMPLE DATA REPORT

GC/MS Semivolatiles

Client Lot #...: A5G160111 **Work Order #...:** HFT991AC **Matrix.....:** WATER
LCS Lot-Sample#: A5G200000-125
Prep Date.....: 07/17/05 **Analysis Date..:** 07/27/05
Prep Batch #...: 5201125
Dilution Factor: 1 **Final Wgt/Vol..:** 2 mL
Initial Wgt/Vol: 1000 mL

PARAMETER	SPIKE AMOUNT	MEASURED AMOUNT	UNITS	PERCENT RECOVERY	METHOD
Phenol	**20**	**14**	**ug/L**	**72**	**SW846 8270C**
2-Chlorophenol	**20**	**14**	**ug/L**	**68**	**SW846 8270C**
1,4-Dichlorobenzene	**20**	**13**	**ug/L**	**66**	**SW846 8270C**
N-Nitrosodi-n-propyl-amine	**20**	**16**	**ug/L**	**81**	**SW846 8270C**
1,2,4-Trichloro-benzene	**20**	**12**	**ug/L**	**62**	**SW846 8270C**
4-Chloro-3-methylphenol	**20**	**15**	**ug/L**	**75**	**SW846 8270C**
Acenaphthene	**20**	**15**	**ug/L**	**73**	**SW846 8270C**
4-Nitrophenol	**20**	**16**	**ug/L**	**81**	**SW846 8270C**
2,4-Dinitrotoluene	**20**	**18**	**ug/L**	**88**	**SW846 8270C**
Pentachlorophenol	**20**	**16**	**ug/L**	**80**	**SW846 8270C**
Pyrene	**20**	**18**	**ug/L**	**89**	**SW846 8270C**

SURROGATE	PERCENT RECOVERY	RECOVERY LIMITS
Nitrobenzene-d5	79	(32 - 112)
2-Fluorobiphenyl	68	(30 - 110)
Terphenyl-d14	89	(51 - 135)
Phenol-d5	68	(10 - 117)
2-Fluorophenol	53	(19 - 108)
2,4,6-Tribromophenol	86	(42 - 124)

NOTE(S):

Calculations are performed before rounding to avoid round-off errors in calculated results.

Bold print denotes control parameters

LABORATORY CONTROL SAMPLE EVALUATION REPORT

GC/MS Semivolatiles

Client Lot #...: A5G160111 **Work Order #...:** HGHRH1AC-LCS **Matrix.....:** WATER
LCS Lot-Sample#: A5G280000-464 HGHRH1AD-LCSD
Prep Date.....: 07/28/05 **Analysis Date..:** 08/01/05
Prep Batch #...: 5209464
Dilution Factor: 1 **Final Wgt/Vol..:** 2 mL
Initial Wgt/Vol: 1000 mL

PARAMETER	PERCENT RECOVERY	RECOVERY LIMITS	RPD	RPD LIMITS	METHOD
Phenol	**70**	**(10 - 116)**			**SW846 8270C**
	50	**(10 - 116)**	**33**	**(0-43)**	**SW846 8270C**
2-Chlorophenol	**70**	**(37 - 106)**			**SW846 8270C**
	42 p	**(37 - 106)**	**50**	**(0-43)**	**SW846 8270C**
1,4-Dichlorobenzene	**57**	**(32 - 98)**			**SW846 8270C**
	58	**(32 - 98)**	**1.7**	**(0-36)**	**SW846 8270C**
N-Nitrosodi-n-propyl-amine	**87**	**(30 - 115)**			**SW846 8270C**
	83	**(30 - 115)**	**4.1**	**(0-36)**	**SW846 8270C**
1,2,4-Trichloro-benzene	**58**	**(31 - 110)**			**SW846 8270C**
	56	**(31 - 110)**	**2.7**	**(0-37)**	**SW846 8270C**
4-Chloro-3-methylphenol	**75**	**(47 - 111)**			**SW846 8270C**
	69	**(47 - 111)**	**7.8**	**(0-55)**	**SW846 8270C**
Acenaphthene	**73**	**(39 - 118)**			**SW846 8270C**
	76	**(39 - 118)**	**4.1**	**(0-35)**	**SW846 8270C**
4-Nitrophenol	**75**	**(10 - 123)**			**SW846 8270C**
	69	**(10 - 123)**	**8.4**	**(0-34)**	**SW846 8270C**
2,4-Dinitrotoluene	**82**	**(47 - 131)**			**SW846 8270C**
	83	**(47 - 131)**	**0.66**	**(0-32)**	**SW846 8270C**
Pentachlorophenol	**75**	**(38 - 117)**			**SW846 8270C**
	64	**(38 - 117)**	**17**	**(0-56)**	**SW846 8270C**
Pyrene	**81**	**(46 - 130)**			**SW846 8270C**
	82	**(46 - 130)**	**1.1**	**(0-31)**	**SW846 8270C**

SURROGATE	PERCENT RECOVERY	RECOVERY LIMITS
Nitrobenzene-d5	72	(32 - 112)
	72	(32 - 112)
2-Fluorobiphenyl	65	(30 - 110)
	67	(30 - 110)
Terphenyl-d14	81	(51 - 135)
	83	(51 - 135)
Phenol-d5	66	(10 - 117)
	46	(10 - 117)
2-Fluorophenol	61	(19 - 108)
	19	(19 - 108)

(Continued on next page)

LABORATORY CONTROL SAMPLE EVALUATION REPORT

GC/MS Semivolatiles

Client Lot #...: A5G160111 **Work Order #...:** HGHRH1AC-LCS **Matrix.....:** WATER
LCS Lot-Sample#: A5G280000-464 HGHRH1AD-LCSD

SURROGATE	PERCENT RECOVERY	RECOVERY LIMITS
2,4,6-Tribromophenol	83	(42 - 124)
	75	(42 - 124)

NOTE(S):

Calculations are performed before rounding to avoid round-off errors in calculated results.

Bold print denotes control parameters

p Relative percent difference (RPD) is outside stated control limits.

LABORATORY CONTROL SAMPLE DATA REPORT

GC/MS Semivolatiles

Client Lot #...: A5G160111 **Work Order #...:** HGHRH1AC-LCS **Matrix.....:** WATER
LCS Lot-Sample#: A5G280000-464 HGHRH1AD-LCSD
Prep Date.....: 07/28/05 **Analysis Date..:** 08/01/05
Prep Batch #...: 5209464
Dilution Factor: 1 **Final Wgt/Vol..:** 2 mL
Initial Wgt/Vol: 1000 mL

PARAMETER	SPIKE AMOUNT	MEASURED AMOUNT	UNITS	PERCENT RECOVERY	RPD	METHOD
Phenol	**20**	**14**	**ug/L**	**70**		**SW846 8270C**
	20	**10**	**ug/L**	**50**	**33**	**SW846 8270C**
2-Chlorophenol	**20**	**14**	**ug/L**	**70**		**SW846 8270C**
	20	**8.3 p**	**ug/L**	**42**	**50**	**SW846 8270C**
1,4-Dichlorobenzene	**20**	**11**	**ug/L**	**57**		**SW846 8270C**
	20	**12**	**ug/L**	**58**	**1.7**	**SW846 8270C**
N-Nitrosodi-n-propyl-amine	**20**	**17**	**ug/L**	**87**		**SW846 8270C**
	20	**17**	**ug/L**	**83**	**4.1**	**SW846 8270C**
1,2,4-Trichloro-benzene	**20**	**12**	**ug/L**	**58**		**SW846 8270C**
	20	**11**	**ug/L**	**56**	**2.7**	**SW846 8270C**
4-Chloro-3-methylphenol	**20**	**15**	**ug/L**	**75**		**SW846 8270C**
	20	**14**	**ug/L**	**69**	**7.8**	**SW846 8270C**
Acenaphthene	**20**	**15**	**ug/L**	**73**		**SW846 8270C**
	20	**15**	**ug/L**	**76**	**4.1**	**SW846 8270C**
4-Nitrophenol	**20**	**15**	**ug/L**	**75**		**SW846 8270C**
	20	**14**	**ug/L**	**69**	**8.4**	**SW846 8270C**
2,4-Dinitrotoluene	**20**	**16**	**ug/L**	**82**		**SW846 8270C**
	20	**17**	**ug/L**	**83**	**0.66**	**SW846 8270C**
Pentachlorophenol	**20**	**15**	**ug/L**	**75**		**SW846 8270C**
	20	**13**	**ug/L**	**64**	**17**	**SW846 8270C**
Pyrene	**20**	**16**	**ug/L**	**81**		**SW846 8270C**
	20	**16**	**ug/L**	**82**	**1.1**	**SW846 8270C**

SURROGATE	PERCENT RECOVERY	RECOVERY LIMITS
Nitrobenzene-d5	72	(32 - 112)
	72	(32 - 112)
2-Fluorobiphenyl	65	(30 - 110)
	67	(30 - 110)
Terphenyl-d14	81	(51 - 135)
	83	(51 - 135)
Phenol-d5	66	(10 - 117)
	46	(10 - 117)
2-Fluorophenol	61	(19 - 108)
	19	(19 - 108)

(Continued on next page)

LABORATORY CONTROL SAMPLE DATA REPORT

GC/MS Semivolatiles

Client Lot #...: A5G160111 **Work Order #...:** HGHRH1AC-LCS **Matrix.....:** WATER
LCS Lot-Sample#: A5G280000-464 HGHRH1AD-LCSD

SURROGATE	PERCENT RECOVERY	RECOVERY LIMITS
2,4,6-Tribromophenol	83	(42 - 124)
	75	(42 - 124)

NOTE(S):

Calculations are performed before rounding to avoid round-off errors in calculated results.

Bold print denotes control parameters

p Relative percent difference (RPD) is outside stated control limits.

PESTICIDE DATA

SpecPro Inc

Client Sample ID: FWGWBGMW-009C-0082-GW

GC Semivolatiles

Lot-Sample #...: A5G160111-001 **Work Order #...:** HFMNK1AD **Matrix.....:** WG
Date Sampled...: 07/15/05 09:04 **Date Received..:** 07/15/05
Prep Date.....: 07/18/05 **Analysis Date..:** 07/28/05
Prep Batch #...: 5199017
Dilution Factor: 1 **Initial Wgt/Vol:** 1040 mL **Final Wgt/Vol..:** 5 mL
Method.....: SW846 8081A

PARAMETER	RESULT	REPORTING LIMIT	UNITS
alpha-BHC	ND	0.030	ug/L
beta-BHC	ND	0.030	ug/L
delta-BHC	ND	0.030	ug/L
gamma-BHC (Lindane)	ND	0.030	ug/L
Heptachlor	ND	0.030	ug/L
Aldrin	ND	0.030	ug/L
Heptachlor epoxide	ND	0.030	ug/L
Endosulfan I	ND	0.030	ug/L
Dieldrin	ND	0.030	ug/L
4,4'-DDE	ND	0.030	ug/L
Endrin	ND	0.030	ug/L
Endosulfan II	ND	0.030	ug/L
4,4'-DDD	ND	0.030	ug/L
Endosulfan sulfate	ND	0.030	ug/L
4,4'-DDT	ND	0.030	ug/L
Methoxychlor	ND	0.10	ug/L
Endrin ketone	ND	0.030	ug/L
Endrin aldehyde	ND	0.030	ug/L
alpha-Chlordane	ND	0.030	ug/L
gamma-Chlordane	ND	0.030	ug/L
Toxaphene	ND	2.0	ug/L

SURROGATE	PERCENT RECOVERY	RECOVERY LIMITS
Tetrachloro-m-xylene	72	(39 - 130)
Decachlorobiphenyl	58	(10 - 147)

SpecPro Inc

Client Sample ID: FWGWBGMW-007C-0081-GW

GC Semivolatiles

Lot-Sample #...: A5G160111-003 **Work Order #...:** HFMNN1AH **Matrix.....:** WG
Date Sampled...: 07/15/05 09:03 **Date Received..:** 07/15/05
Prep Date.....: 07/18/05 **Analysis Date..:** 07/28/05
Prep Batch #...: 5199017
Dilution Factor: 1 **Initial Wgt/Vol:** 1000 mL **Final Wgt/Vol..:** 5 mL
Method.....: SW846 8081A

PARAMETER	RESULT	REPORTING LIMIT	UNITS
alpha-BHC	ND	0.030	ug/L
beta-BHC	ND	0.030	ug/L
delta-BHC	ND	0.030	ug/L
gamma-BHC (Lindane)	ND	0.030	ug/L
Heptachlor	ND	0.030	ug/L
Aldrin	ND	0.030	ug/L
Heptachlor epoxide	ND	0.030	ug/L
Endosulfan I	ND	0.030	ug/L
Dieldrin	ND	0.030	ug/L
4,4'-DDE	ND	0.030	ug/L
Endrin	ND	0.030	ug/L
Endosulfan II	ND	0.030	ug/L
4,4'-DDD	ND	0.030	ug/L
Endosulfan sulfate	ND	0.030	ug/L
4,4'-DDT	ND	0.030	ug/L
Methoxychlor	ND	0.10	ug/L
Endrin ketone	ND	0.030	ug/L
Endrin aldehyde	ND	0.030	ug/L
alpha-Chlordane	ND	0.030	ug/L
gamma-Chlordane	ND	0.030	ug/L
Toxaphene	ND	2.0	ug/L

SURROGATE	PERCENT RECOVERY	RECOVERY LIMITS
Tetrachloro-m-xylene	82	(39 - 130)
Decachlorobiphenyl	29	(10 - 147)

SpecPro Inc

Client Sample ID: FWGDA2MW-107C-0079-GW

GC Semivolatiles

Lot-Sample #...: A5G160111-005 **Work Order #...:** HFMNQ1AD **Matrix.....:** WG
Date Sampled...: 07/15/05 09:15 **Date Received..:** 07/15/05
Prep Date.....: 07/18/05 **Analysis Date..:** 07/28/05
Prep Batch #...: 5199017
Dilution Factor: 1 **Initial Wgt/Vol:** 1010 mL **Final Wgt/Vol..:** 5 mL
Method.....: SW846 8081A

PARAMETER	RESULT	REPORTING LIMIT	UNITS
alpha-BHC	ND	0.030	ug/L
beta-BHC	ND	0.030	ug/L
delta-BHC	ND	0.030	ug/L
gamma-BHC (Lindane)	ND	0.030	ug/L
Heptachlor	ND	0.030	ug/L
Aldrin	ND	0.030	ug/L
Heptachlor epoxide	ND	0.030	ug/L
Endosulfan I	ND	0.030	ug/L
Dieldrin	ND	0.030	ug/L
4,4'-DDE	ND	0.030	ug/L
Endrin	ND	0.030	ug/L
Endosulfan II	ND	0.030	ug/L
4,4'-DDD	ND	0.030	ug/L
Endosulfan sulfate	ND	0.030	ug/L
4,4'-DDT	ND	0.030	ug/L
Methoxychlor	ND	0.10	ug/L
Endrin ketone	ND	0.030	ug/L
Endrin aldehyde	ND	0.030	ug/L
alpha-Chlordane	ND	0.030	ug/L
gamma-Chlordane	ND	0.030	ug/L
Toxaphene	ND	2.0	ug/L

SURROGATE	PERCENT RECOVERY	RECOVERY LIMITS
Tetrachloro-m-xylene	86	(39 - 130)
Decachlorobiphenyl	62	(10 - 147)

SpecPro Inc

Client Sample ID: FWGLL2MW-263C-0066-GW

GC Semivolatiles

Lot-Sample #...: A5G160111-007 **Work Order #...:** HFMNT1AD **Matrix.....:** WG
Date Sampled...: 07/15/05 10:41 **Date Received..:** 07/15/05
Prep Date.....: 07/18/05 **Analysis Date..:** 07/29/05
Prep Batch #...: 5199017
Dilution Factor: 1 **Initial Wgt/Vol:** 1050 mL **Final Wgt/Vol..:** 5 mL
Method.....: SW846 8081A

PARAMETER	RESULT	REPORTING LIMIT	UNITS
alpha-BHC	ND	0.030	ug/L
beta-BHC	ND	0.030	ug/L
delta-BHC	ND	0.030	ug/L
gamma-BHC (Lindane)	ND	0.030	ug/L
Heptachlor	ND	0.030	ug/L
Aldrin	ND	0.030	ug/L
Heptachlor epoxide	ND	0.030	ug/L
Endosulfan I	ND	0.030	ug/L
Dieldrin	ND	0.030	ug/L
4,4'-DDE	ND	0.030	ug/L
Endrin	ND	0.030	ug/L
Endosulfan II	ND	0.030	ug/L
4,4'-DDD	ND	0.030	ug/L
Endosulfan sulfate	ND	0.030	ug/L
4,4'-DDT	ND	0.030	ug/L
Methoxychlor	ND	0.10	ug/L
Endrin ketone	ND	0.030	ug/L
Endrin aldehyde	ND	0.030	ug/L
alpha-Chlordane	ND	0.030	ug/L
gamma-Chlordane	ND	0.030	ug/L
Toxaphene	ND	2.0	ug/L

SURROGATE	PERCENT RECOVERY	RECOVERY LIMITS
Tetrachloro-m-xylene	70	(39 - 130)
Decachlorobiphenyl	44	(10 - 147)

METHOD BLANK REPORT

GC Semivolatiles

Client Lot #...: A5G160111 **Work Order #...:** HFNRF1AA **Matrix.....:** WATER
MB Lot-Sample #: A5G180000-017

Prep Date.....: 07/18/05 **Final Wgt/Vol..:** 5 mL
Analysis Date..: 07/28/05 **Prep Batch #...:** 5199017
Dilution Factor: 1 **Initial Wgt/Vol:** 1000 mL

PARAMETER	RESULT	REPORTING LIMIT	UNITS	METHOD
alpha-BHC	ND	0.030	ug/L	SW846 8081A
beta-BHC	ND	0.030	ug/L	SW846 8081A
delta-BHC	ND	0.030	ug/L	SW846 8081A
gamma-BHC (Lindane)	ND	0.030	ug/L	SW846 8081A
Heptachlor	ND	0.030	ug/L	SW846 8081A
Aldrin	ND	0.030	ug/L	SW846 8081A
Heptachlor epoxide	ND	0.030	ug/L	SW846 8081A
Endosulfan I	ND	0.030	ug/L	SW846 8081A
Dieldrin	ND	0.030	ug/L	SW846 8081A
4,4'-DDE	ND	0.030	ug/L	SW846 8081A
Endrin	ND	0.030	ug/L	SW846 8081A
Endosulfan II	ND	0.030	ug/L	SW846 8081A
4,4'-DDD	ND	0.030	ug/L	SW846 8081A
Endosulfan sulfate	ND	0.030	ug/L	SW846 8081A
4,4'-DDT	ND	0.030	ug/L	SW846 8081A
Methoxychlor	ND	0.10	ug/L	SW846 8081A
Endrin ketone	ND	0.030	ug/L	SW846 8081A
Endrin aldehyde	ND	0.030	ug/L	SW846 8081A
alpha-Chlordane	ND	0.030	ug/L	SW846 8081A
gamma-Chlordane	ND	0.030	ug/L	SW846 8081A
Toxaphene	ND	2.0	ug/L	SW846 8081A

SURROGATE	PERCENT RECOVERY	RECOVERY LIMITS
Tetrachloro-m-xylene	73	(39 - 130)
Decachlorobiphenyl	59	(10 - 147)

NOTE(S):

Calculations are performed before rounding to avoid round-off errors in calculated results.

LABORATORY CONTROL SAMPLE EVALUATION REPORT

GC Semivolatiles

Client Lot #...: A5G160111 **Work Order #...:** HFNRF1AC **Matrix.....:** WATER
LCS Lot-Sample#: A5G180000-017
Prep Date.....: 07/18/05 **Analysis Date..:** 07/28/05
Prep Batch #...: 5199017
Dilution Factor: 2 **Final Wgt/Vol..:** 5 mL
Initial Wgt/Vol: 1000 mL

PARAMETER	PERCENT RECOVERY	RECOVERY LIMITS	METHOD
gamma-BHC (Lindane)	**93**	**(49 - 137)**	**SW846 8081A**
Heptachlor	**90**	**(57 - 124)**	**SW846 8081A**
Aldrin	**93**	**(62 - 120)**	**SW846 8081A**
Dieldrin	**97**	**(68 - 130)**	**SW846 8081A**
Endrin	**105**	**(46 - 137)**	**SW846 8081A**
4,4'-DDT	**105**	**(60 - 140)**	**SW846 8081A**

SURROGATE	PERCENT RECOVERY	RECOVERY LIMITS
Tetrachloro-m-xylene	80	(39 - 130)
Decachlorobiphenyl	33	(10 - 147)

NOTE(S):

Calculations are performed before rounding to avoid round-off errors in calculated results.

Bold print denotes control parameters

LABORATORY CONTROL SAMPLE DATA REPORT

GC Semivolatiles

Client Lot #...: A5G160111 **Work Order #...:** HFNRF1AC **Matrix.....:** WATER
LCS Lot-Sample#: A5G180000-017
Prep Date.....: 07/18/05 **Analysis Date..:** 07/28/05
Prep Batch #...: 5199017
Dilution Factor: 2 **Final Wgt/Vol..:** 5 mL
Initial Wgt/Vol: 1000 mL

PARAMETER	SPIKE AMOUNT	MEASURED AMOUNT	UNITS	PERCENT RECOVERY	METHOD
gamma-BHC (Lindane)	**1.0**	**0.93**	**ug/L**	**93**	**SW846 8081A**
Heptachlor	**1.0**	**0.90**	**ug/L**	**90**	**SW846 8081A**
Aldrin	**1.0**	**0.93**	**ug/L**	**93**	**SW846 8081A**
Dieldrin	**1.0**	**0.97**	**ug/L**	**97**	**SW846 8081A**
Endrin	**1.0**	**1.0**	**ug/L**	**105**	**SW846 8081A**
4,4'-DDT	**1.0**	**1.1**	**ug/L**	**105**	**SW846 8081A**

SURROGATE	PERCENT RECOVERY	RECOVERY LIMITS
Tetrachloro-m-xylene	80	(39 - 130)
Decachlorobiphenyl	33	(10 - 147)

NOTE(S):

Calculations are performed before rounding to avoid round-off errors in calculated results.

Bold print denotes control parameters

MATRIX SPIKE SAMPLE EVALUATION REPORT

GC Semivolatiles

Client Lot #...: A5G160111 **Work Order #...:** HFJ2R1AJ-MS **Matrix.....:** WATER
MS Lot-Sample #: A5G150118-015 HFJ2R1AK-MSD
Date Sampled...: 07/14/05 11:51 **Date Received..:** 07/15/05
Prep Date.....: 07/18/05 **Analysis Date..:** 07/28/05
Prep Batch #...: 5199017
Dilution Factor: 2 **Initial Wgt/Vol:** 525 mL **Final Wgt/Vol..:** 5 mL

PARAMETER	PERCENT RECOVERY	RECOVERY LIMITS	RPD	RPD LIMITS	METHOD
gamma-BHC (Lindane)	**96**	**(30 - 148)**			**SW846 8081A**
	101	**(30 - 148)**	**5.9**	**(0-22)**	**SW846 8081A**
Heptachlor	**88**	**(30 - 150)**			**SW846 8081A**
	92	**(30 - 150)**	**4.2**	**(0-32)**	**SW846 8081A**
Aldrin	**94**	**(30 - 150)**			**SW846 8081A**
	99	**(30 - 150)**	**5.0**	**(0-33)**	**SW846 8081A**
Dieldrin	**94**	**(35 - 141)**			**SW846 8081A**
	101	**(35 - 141)**	**6.8**	**(0-37)**	**SW846 8081A**
Endrin	**98**	**(30 - 150)**			**SW846 8081A**
	113	**(30 - 150)**	**14**	**(0-40)**	**SW846 8081A**
4,4'-DDT	**97**	**(30 - 150)**			**SW846 8081A**
	96	**(30 - 150)**	**0.21**	**(0-50)**	**SW846 8081A**

SURROGATE	PERCENT RECOVERY	RECOVERY LIMITS
Tetrachloro-m-xylene	87	(39 - 130)
	87	(39 - 130)
Decachlorobiphenyl	70	(10 - 147)
	54	(10 - 147)

NOTE(S):

Calculations are performed before rounding to avoid round-off errors in calculated results.

Bold print denotes control parameters

MATRIX SPIKE SAMPLE DATA REPORT

GC Semivolatiles

Client Lot #...: A5G160111 **Work Order #...:** HFJ2R1AJ-MS **Matrix.....:** WATER
MS Lot-Sample #: A5G150118-015 HFJ2R1AK-MSD
Date Sampled...: 07/14/05 11:51 **Date Received..:** 07/15/05
Prep Date.....: 07/18/05 **Analysis Date..:** 07/28/05
Prep Batch #...: 5199017
Dilution Factor: 2 **Initial Wgt/Vol:** 525 mL **Final Wgt/Vol..:** 5 mL

PARAMETER	SAMPLE AMOUNT	SPIKE AMT	MEASRD AMOUNT	UNITS	PERCNT RECVRY	RPD	METHOD
gamma-BHC (Lindane)	**ND**	**1.9**	**1.8**	**ug/L**	**96**		**SW846 8081A**
	ND	**1.9**	**1.9**	**ug/L**	**101**	**5.9**	**SW846 8081A**
Heptachlor	**0.085**	**1.9**	**1.8**	**ug/L**	**88**		**SW846 8081A**
	0.085	**1.9**	**1.8**	**ug/L**	**92**	**4.2**	**SW846 8081A**
Aldrin	**ND**	**1.9**	**1.8**	**ug/L**	**94**		**SW846 8081A**
	ND	**1.9**	**1.9**	**ug/L**	**99**	**5.0**	**SW846 8081A**
Dieldrin	**ND**	**1.9**	**1.8**	**ug/L**	**94**		**SW846 8081A**
	ND	**1.9**	**1.9**	**ug/L**	**101**	**6.8**	**SW846 8081A**
Endrin	**ND**	**1.9**	**1.9**	**ug/L**	**98**		**SW846 8081A**
	ND	**1.9**	**2.1**	**ug/L**	**113**	**14**	**SW846 8081A**
4,4'-DDT	**ND**	**1.9**	**1.8**	**ug/L**	**97**		**SW846 8081A**
	ND	**1.9**	**1.8**	**ug/L**	**96**	**0.21**	**SW846 8081A**

SURROGATE	PERCENT RECOVERY	RECOVERY LIMITS
Tetrachloro-m-xylene	87	(39 - 130)
	87	(39 - 130)
Decachlorobiphenyl	70	(10 - 147)
	54	(10 - 147)

NOTE(S):

Calculations are performed before rounding to avoid round-off errors in calculated results.

Bold print denotes control parameters

MATRIX SPIKE SAMPLE EVALUATION REPORT

GC Semivolatiles

Client Lot #...: A5G160111 **Work Order #...:** HFMNN1AJ-MS **Matrix.....:** WG
MS Lot-Sample #: A5G160111-003 HFMNN1AK-MSD
Date Sampled...: 07/15/05 09:03 **Date Received..:** 07/15/05
Prep Date.....: 07/18/05 **Analysis Date..:** 07/28/05
Prep Batch #...: 5199017
Dilution Factor: 2 **Initial Wgt/Vol:** 500 mL **Final Wgt/Vol..:** 5 mL

PARAMETER	PERCENT RECOVERY	RECOVERY LIMITS	RPD	RPD LIMITS	METHOD
gamma-BHC (Lindane)	**102**	**(30 - 148)**			**SW846 8081A**
	99	**(30 - 148)**	**2.8**	**(0-22)**	**SW846 8081A**
Heptachlor	**96**	**(30 - 150)**			**SW846 8081A**
	96	**(30 - 150)**	**0.62**	**(0-32)**	**SW846 8081A**
Aldrin	**100**	**(30 - 150)**			**SW846 8081A**
	98	**(30 - 150)**	**2.7**	**(0-33)**	**SW846 8081A**
Dieldrin	**102**	**(35 - 141)**			**SW846 8081A**
	100	**(35 - 141)**	**2.4**	**(0-37)**	**SW846 8081A**
Endrin	**114**	**(30 - 150)**			**SW846 8081A**
	112	**(30 - 150)**	**2.1**	**(0-40)**	**SW846 8081A**
4,4'-DDT	**108**	**(30 - 150)**			**SW846 8081A**
	100	**(30 - 150)**	**7.6**	**(0-50)**	**SW846 8081A**

SURROGATE	PERCENT RECOVERY	RECOVERY LIMITS
Tetrachloro-m-xylene	84	(39 - 130)
	89	(39 - 130)
Decachlorobiphenyl	82	(10 - 147)
	61	(10 - 147)

NOTE(S):

Calculations are performed before rounding to avoid round-off errors in calculated results.

Bold print denotes control parameters

MATRIX SPIKE SAMPLE DATA REPORT

GC Semivolatiles

Client Lot #...: A5G160111 **Work Order #...:** HFMNN1AJ-MS **Matrix.....:** WG
MS Lot-Sample #: A5G160111-003 HFMNN1AK-MSD
Date Sampled...: 07/15/05 09:03 **Date Received..:** 07/15/05
Prep Date.....: 07/18/05 **Analysis Date..:** 07/28/05
Prep Batch #...: 5199017
Dilution Factor: 2 **Initial Wgt/Vol:** 500 mL **Final Wgt/Vol..:** 5 mL

PARAMETER	SAMPLE AMOUNT	SPIKE AMT	MEASRD AMOUNT	UNITS	PERCNT RECVRY	RPD	METHOD
gamma-BHC (Lindane)	**ND**	**2.0**	**2.0**	**ug/L**	**102**		**SW846 8081A**
	ND	**2.0**	**2.0**	**ug/L**	**99**	**2.8**	**SW846 8081A**
Heptachlor	**ND**	**2.0**	**1.9**	**ug/L**	**96**		**SW846 8081A**
	ND	**2.0**	**1.9**	**ug/L**	**96**	**0.62**	**SW846 8081A**
Aldrin	**ND**	**2.0**	**2.0**	**ug/L**	**100**		**SW846 8081A**
	ND	**2.0**	**2.0**	**ug/L**	**98**	**2.7**	**SW846 8081A**
Dieldrin	**ND**	**2.0**	**2.0**	**ug/L**	**102**		**SW846 8081A**
	ND	**2.0**	**2.0**	**ug/L**	**100**	**2.4**	**SW846 8081A**
Endrin	**ND**	**2.0**	**2.3**	**ug/L**	**114**		**SW846 8081A**
	ND	**2.0**	**2.2**	**ug/L**	**112**	**2.1**	**SW846 8081A**
4,4'-DDT	**ND**	**2.0**	**2.2**	**ug/L**	**108**		**SW846 8081A**
	ND	**2.0**	**2.0**	**ug/L**	**100**	**7.6**	**SW846 8081A**

SURROGATE	PERCENT RECOVERY	RECOVERY LIMITS
Tetrachloro-m-xylene	84	(39 - 130)
	89	(39 - 130)
Decachlorobiphenyl	82	(10 - 147)
	61	(10 - 147)

NOTE(S):

Calculations are performed before rounding to avoid round-off errors in calculated results.

Bold print denotes control parameters

MATRIX SPIKE SAMPLE EVALUATION REPORT

GC Semivolatiles

Client Lot #...: A5G160111 **Work Order #...:** HFMNT1AP-MS **Matrix.....:** WG
MS Lot-Sample #: A5G160111-007 HFMNT1AQ-MSD
Date Sampled...: 07/15/05 10:41 **Date Received..:** 07/15/05
Prep Date.....: 07/18/05 **Analysis Date..:** 07/29/05
Prep Batch #...: 5199017
Dilution Factor: 2 **Initial Wgt/Vol:** 525 mL **Final Wgt/Vol..:** 5 mL

PARAMETER	PERCENT RECOVERY	RECOVERY LIMITS	RPD	RPD LIMITS	METHOD
gamma-BHC (Lindane)	**94**	**(30 - 148)**			**SW846 8081A**
	94	**(30 - 148)**	**0.50**	**(0-22)**	**SW846 8081A**
Heptachlor	**91**	**(30 - 150)**			**SW846 8081A**
	90	**(30 - 150)**	**0.80**	**(0-32)**	**SW846 8081A**
Aldrin	**91**	**(30 - 150)**			**SW846 8081A**
	91	**(30 - 150)**	**0.80**	**(0-33)**	**SW846 8081A**
Dieldrin	**98**	**(35 - 141)**			**SW846 8081A**
	95	**(35 - 141)**	**3.7**	**(0-37)**	**SW846 8081A**
Endrin	**115**	**(30 - 150)**			**SW846 8081A**
	110	**(30 - 150)**	**4.0**	**(0-40)**	**SW846 8081A**
4,4'-DDT	**91**	**(30 - 150)**			**SW846 8081A**
	95	**(30 - 150)**	**4.8**	**(0-50)**	**SW846 8081A**

SURROGATE	PERCENT RECOVERY	RECOVERY LIMITS
Tetrachloro-m-xylene	84	(39 - 130)
	74	(39 - 130)
Decachlorobiphenyl	50	(10 - 147)
	53	(10 - 147)

NOTE(S):

Calculations are performed before rounding to avoid round-off errors in calculated results.

Bold print denotes control parameters

MATRIX SPIKE SAMPLE DATA REPORT

GC Semivolatiles

Client Lot #...: A5G160111 **Work Order #...:** HFMNT1AP-MS **Matrix.....:** WG
MS Lot-Sample #: A5G160111-007 HFMNT1AQ-MSD
Date Sampled...: 07/15/05 10:41 **Date Received..:** 07/15/05
Prep Date.....: 07/18/05 **Analysis Date..:** 07/29/05
Prep Batch #...: 5199017
Dilution Factor: 2 **Initial Wgt/Vol:** 525 mL **Final Wgt/Vol..:** 5 mL

PARAMETER	SAMPLE AMOUNT	SPIKE AMT	MEASRD AMOUNT	UNITS	PERCNT RECVRY	RPD	METHOD
gamma-BHC (Lindane)	**ND**	**1.9**	**1.8**	**ug/L**	**94**		**SW846 8081A**
	ND	**1.9**	**1.8**	**ug/L**	**94**	**0.50**	**SW846 8081A**
Heptachlor	**ND**	**1.9**	**1.7**	**ug/L**	**91**		**SW846 8081A**
	ND	**1.9**	**1.7**	**ug/L**	**90**	**0.80**	**SW846 8081A**
Aldrin	**ND**	**1.9**	**1.7**	**ug/L**	**91**		**SW846 8081A**
	ND	**1.9**	**1.7**	**ug/L**	**91**	**0.80**	**SW846 8081A**
Dieldrin	**ND**	**1.9**	**1.9**	**ug/L**	**98**		**SW846 8081A**
	ND	**1.9**	**1.8**	**ug/L**	**95**	**3.7**	**SW846 8081A**
Endrin	**ND**	**1.9**	**2.2**	**ug/L**	**115**		**SW846 8081A**
	ND	**1.9**	**2.1**	**ug/L**	**110**	**4.0**	**SW846 8081A**
4,4'-DDT	**ND**	**1.9**	**1.7**	**ug/L**	**91**		**SW846 8081A**
	ND	**1.9**	**1.8**	**ug/L**	**95**	**4.8**	**SW846 8081A**

SURROGATE	PERCENT RECOVERY	RECOVERY LIMITS
Tetrachloro-m-xylene	84	(39 - 130)
	74	(39 - 130)
Decachlorobiphenyl	50	(10 - 147)
	53	(10 - 147)

NOTE(S):

Calculations are performed before rounding to avoid round-off errors in calculated results.

Bold print denotes control parameters

POLYCHLORINATED BIPHENYLS DATA

SpecPro Inc

Client Sample ID: FWGWBGMW-009C-0082-GW

GC Semivolatiles

Lot-Sample #...: A5G160111-001 **Work Order #...:** HFMNK1AE **Matrix.....:** WG
Date Sampled...: 07/15/05 09:04 **Date Received..:** 07/15/05
Prep Date.....: 07/18/05 **Analysis Date..:** 07/29/05
Prep Batch #...: 5199019
Dilution Factor: 1 **Initial Wgt/Vol:** 1040 mL **Final Wgt/Vol..:** 5 mL
Method.....: SW846 8082

PARAMETER	RESULT	REPORTING LIMIT	UNITS
Aroclor 1016	ND	1.0	ug/L
Aroclor 1221	ND	1.0	ug/L
Aroclor 1232	ND	1.0	ug/L
Aroclor 1242	ND	1.0	ug/L
Aroclor 1248	ND	1.0	ug/L
Aroclor 1254	ND	1.0	ug/L
Aroclor 1260	ND	1.0	ug/L

SURROGATE	PERCENT RECOVERY	RECOVERY LIMITS
Tetrachloro-m-xylene	76	(35 - 130)
Decachlorobiphenyl	55	(10 - 110)

SpecPro Inc

Client Sample ID: FWGWBGMW-007C-0081-GW

GC Semivolatiles

Lot-Sample #...: A5G160111-003 **Work Order #...:** HFMNN1AL **Matrix.....:** WG
Date Sampled...: 07/15/05 09:03 **Date Received..:** 07/15/05
Prep Date.....: 07/18/05 **Analysis Date..:** 07/29/05
Prep Batch #...: 5199019
Dilution Factor: 1 **Initial Wgt/Vol:** 1000 mL **Final Wgt/Vol..:** 5 mL
Method.....: SW846 8082

PARAMETER	RESULT	REPORTING LIMIT	UNITS
Aroclor 1016	ND	1.0	ug/L
Aroclor 1221	ND	1.0	ug/L
Aroclor 1232	ND	1.0	ug/L
Aroclor 1242	ND	1.0	ug/L
Aroclor 1248	ND	1.0	ug/L
Aroclor 1254	ND	1.0	ug/L
Aroclor 1260	ND	1.0	ug/L

SURROGATE	PERCENT RECOVERY	RECOVERY LIMITS
Tetrachloro-m-xylene	83	(35 - 130)
Decachlorobiphenyl	23	(10 - 110)

SpecPro Inc

Client Sample ID: FWGDA2MW-107C-0079-GW

GC Semivolatiles

Lot-Sample #...: A5G160111-005 **Work Order #...:** HFMNQ1AE **Matrix.....:** WG
Date Sampled...: 07/15/05 09:15 **Date Received..:** 07/15/05
Prep Date.....: 07/18/05 **Analysis Date..:** 07/29/05
Prep Batch #...: 5199019
Dilution Factor: 1 **Initial Wgt/Vol:** 1010 mL **Final Wgt/Vol..:** 5 mL
Method.....: SW846 8082

PARAMETER	RESULT	REPORTING LIMIT	UNITS
Aroclor 1016	ND	1.0	ug/L
Aroclor 1221	ND	1.0	ug/L
Aroclor 1232	ND	1.0	ug/L
Aroclor 1242	ND	1.0	ug/L
Aroclor 1248	ND	1.0	ug/L
Aroclor 1254	ND	1.0	ug/L
Aroclor 1260	ND	1.0	ug/L

SURROGATE	PERCENT RECOVERY	RECOVERY LIMITS
Tetrachloro-m-xylene	92	(35 - 130)
Decachlorobiphenyl	54	(10 - 110)

SpecPro Inc

Client Sample ID: FWGLL2MW-263C-0066-GW

GC Semivolatiles

Lot-Sample #...: A5G160111-007 **Work Order #...:** HFMNT1AE **Matrix.....:** WG
Date Sampled...: 07/15/05 10:41 **Date Received..:** 07/15/05
Prep Date.....: 07/18/05 **Analysis Date..:** 07/29/05
Prep Batch #...: 5199019
Dilution Factor: 1 **Initial Wgt/Vol:** 1050 mL **Final Wgt/Vol..:** 5 mL
Method.....: SW846 8082

PARAMETER	RESULT	REPORTING LIMIT	UNITS
Aroclor 1016	ND	1.0	ug/L
Aroclor 1221	ND	1.0	ug/L
Aroclor 1232	ND	1.0	ug/L
Aroclor 1242	ND	1.0	ug/L
Aroclor 1248	ND	1.0	ug/L
Aroclor 1254	ND	1.0	ug/L
Aroclor 1260	ND	1.0	ug/L

SURROGATE	PERCENT RECOVERY	RECOVERY LIMITS
Tetrachloro-m-xylene	82	(35 - 130)
Decachlorobiphenyl	45	(10 - 110)

METHOD BLANK REPORT

GC Semivolatiles

Client Lot #...: A5G160111 **Work Order #...:** HFNRL1AA **Matrix.....:** WATER
MB Lot-Sample #: A5G180000-019

Prep Date.....: 07/18/05 **Final Wgt/Vol..:** 5 mL
Analysis Date..: 07/29/05 **Prep Batch #...:** 5199019
Dilution Factor: 1 **Initial Wgt/Vol:** 1000 mL

PARAMETER	RESULT	REPORTING LIMIT	UNITS	METHOD
Aroclor 1016	ND	1.0	ug/L	SW846 8082
Aroclor 1221	ND	1.0	ug/L	SW846 8082
Aroclor 1232	ND	1.0	ug/L	SW846 8082
Aroclor 1242	ND	1.0	ug/L	SW846 8082
Aroclor 1248	ND	1.0	ug/L	SW846 8082
Aroclor 1254	ND	1.0	ug/L	SW846 8082
Aroclor 1260	ND	1.0	ug/L	SW846 8082

SURROGATE	PERCENT RECOVERY	RECOVERY LIMITS
Tetrachloro-m-xylene	83	(35 - 130)
Decachlorobiphenyl	69	(10 - 110)

NOTE(S):

Calculations are performed before rounding to avoid round-off errors in calculated results.

LABORATORY CONTROL SAMPLE EVALUATION REPORT

GC Semivolatiles

Client Lot #...: A5G160111 **Work Order #...:** HFNRL1AC **Matrix.....:** WATER
LCS Lot-Sample#: A5G180000-019
Prep Date.....: 07/18/05 **Analysis Date..:** 07/29/05
Prep Batch #...: 5199019
Dilution Factor: 2 **Final Wgt/Vol..:** 5 mL
Initial Wgt/Vol: 1000 mL

PARAMETER	PERCENT RECOVERY	RECOVERY LIMITS	METHOD
Aroclor 1016	**94**	**(50 - 115)**	**SW846 8082**
Aroclor 1260	**84**	**(45 - 112)**	**SW846 8082**

SURROGATE	PERCENT RECOVERY	RECOVERY LIMITS
Tetrachloro-m-xylene	82	(35 - 130)
Decachlorobiphenyl	49	(10 - 110)

NOTE(S):

Calculations are performed before rounding to avoid round-off errors in calculated results.

Bold print denotes control parameters

LABORATORY CONTROL SAMPLE DATA REPORT

GC Semivolatiles

Client Lot #...: A5G160111 **Work Order #...:** HFNRL1AC **Matrix.....:** WATER
LCS Lot-Sample#: A5G180000-019
Prep Date.....: 07/18/05 **Analysis Date..:** 07/29/05
Prep Batch #...: 5199019
Dilution Factor: 2 **Final Wgt/Vol..:** 5 mL
Initial Wgt/Vol: 1000 mL

PARAMETER	SPIKE AMOUNT	MEASURED AMOUNT	UNITS	PERCENT RECOVERY	METHOD
Aroclor 1016	**10**	**9.4**	**ug/L**	**94**	**SW846 8082**
Aroclor 1260	**10**	**8.4**	**ug/L**	**84**	**SW846 8082**

SURROGATE	PERCENT RECOVERY	RECOVERY LIMITS
Tetrachloro-m-xylene	82	(35 - 130)
Decachlorobiphenyl	49	(10 - 110)

NOTE(S):

Calculations are performed before rounding to avoid round-off errors in calculated results.

Bold print denotes control parameters

MATRIX SPIKE SAMPLE EVALUATION REPORT

GC Semivolatiles

Client Lot #...: A5G160111 **Work Order #...:** HFMNN1AM-MS **Matrix.....:** WG
MS Lot-Sample #: A5G160111-003 HFMNN1AN-MSD
Date Sampled...: 07/15/05 09:03 **Date Received..:** 07/15/05
Prep Date.....: 07/18/05 **Analysis Date..:** 07/29/05
Prep Batch #...: 5199019
Dilution Factor: 2 **Initial Wgt/Vol:** 500 mL **Final Wgt/Vol..:** 5 mL

PARAMETER	PERCENT RECOVERY	RECOVERY LIMITS	RPD	RPD LIMITS	METHOD
Aroclor 1016	**109**	**(10 - 200)**			**SW846 8082**
	103	**(10 - 200)**	**6.5**	**(0-30)**	**SW846 8082**
Aroclor 1260	**78**	**(10 - 150)**			**SW846 8082**
	67	**(10 - 150)**	**15**	**(0-30)**	**SW846 8082**

SURROGATE	PERCENT RECOVERY	RECOVERY LIMITS
Tetrachloro-m-xylene	97	(35 - 130)
	100	(35 - 130)
Decachlorobiphenyl	52	(10 - 110)
	49	(10 - 110)

NOTE(S):

Calculations are performed before rounding to avoid round-off errors in calculated results.

Bold print denotes control parameters

MATRIX SPIKE SAMPLE DATA REPORT

GC Semivolatiles

Client Lot #...: A5G160111 **Work Order #...:** HFMNN1AM-MS **Matrix.....:** WG
MS Lot-Sample #: A5G160111-003 HFMNN1AN-MSD
Date Sampled...: 07/15/05 09:03 **Date Received..:** 07/15/05
Prep Date.....: 07/18/05 **Analysis Date..:** 07/29/05
Prep Batch #...: 5199019
Dilution Factor: 2 **Initial Wgt/Vol:** 500 mL **Final Wgt/Vol..:** 5 mL

PARAMETER	SAMPLE AMOUNT	SPIKE AMT	MEASRD AMOUNT	UNITS	PERCNT RECVRY	RPD	METHOD
Aroclor 1016	**ND**	**20**	**22**	**ug/L**	**109**		**SW846 8082**
	ND	**20**	**21**	**ug/L**	**103**	**6.5**	**SW846 8082**
Aroclor 1260	**ND**	**20**	**16**	**ug/L**	**78**		**SW846 8082**
	ND	**20**	**13**	**ug/L**	**67**	**15**	**SW846 8082**

SURROGATE	PERCENT RECOVERY	RECOVERY LIMITS
Tetrachloro-m-xylene	97	(35 - 130)
	100	(35 - 130)
Decachlorobiphenyl	52	(10 - 110)
	49	(10 - 110)

NOTE(S):

Calculations are performed before rounding to avoid round-off errors in calculated results.

Bold print denotes control parameters

MATRIX SPIKE SAMPLE EVALUATION REPORT

GC Semivolatiles

Client Lot #...: A5G160111 **Work Order #...:** HFMNT1AR-MS **Matrix.....:** WG
MS Lot-Sample #: A5G160111-007 HFMNT1AT-MSD
Date Sampled...: 07/15/05 10:41 **Date Received..:** 07/15/05
Prep Date.....: 07/18/05 **Analysis Date..:** 07/29/05
Prep Batch #...: 5199019
Dilution Factor: 2 **Initial Wgt/Vol:** 500 mL **Final Wgt/Vol..:** 5 mL

PARAMETER	PERCENT RECOVERY	RECOVERY LIMITS	RPD	RPD LIMITS	METHOD
Aroclor 1016	**100**	**(10 - 200)**			**SW846 8082**
	101	**(10 - 200)**	**0.69**	**(0-30)**	**SW846 8082**
Aroclor 1260	**93**	**(10 - 150)**			**SW846 8082**
	94	**(10 - 150)**	**1.3**	**(0-30)**	**SW846 8082**

SURROGATE	PERCENT RECOVERY	RECOVERY LIMITS
Tetrachloro-m-xylene	85	(35 - 130)
	91	(35 - 130)
Decachlorobiphenyl	62	(10 - 110)
	70	(10 - 110)

NOTE(S):

Calculations are performed before rounding to avoid round-off errors in calculated results.

Bold print denotes control parameters

MATRIX SPIKE SAMPLE DATA REPORT

GC Semivolatiles

Client Lot #...: A5G160111 **Work Order #...:** HFMNT1AR-MS **Matrix.....:** WG
MS Lot-Sample #: A5G160111-007 HFMNT1AT-MSD
Date Sampled...: 07/15/05 10:41 **Date Received..:** 07/15/05
Prep Date.....: 07/18/05 **Analysis Date..:** 07/29/05
Prep Batch #...: 5199019
Dilution Factor: 2 **Initial Wgt/Vol:** 500 mL **Final Wgt/Vol..:** 5 mL

PARAMETER	SAMPLE AMOUNT	SPIKE AMT	MEASRD AMOUNT	UNITS	PERCNT RECVRY	RPD	METHOD
Aroclor 1016	**ND**	**20**	**20**	**ug/L**	**100**		**SW846 8082**
	ND	**20**	**20**	**ug/L**	**101**	**0.69**	**SW846 8082**
Aroclor 1260	**ND**	**20**	**19**	**ug/L**	**93**		**SW846 8082**
	ND	**20**	**19**	**ug/L**	**94**	**1.3**	**SW846 8082**

SURROGATE	PERCENT RECOVERY	RECOVERY LIMITS
Tetrachloro-m-xylene	85	(35 - 130)
	91	(35 - 130)
Decachlorobiphenyl	62	(10 - 110)
	70	(10 - 110)

NOTE(S):

Calculations are performed before rounding to avoid round-off errors in calculated results.

Bold print denotes control parameters

MATRIX SPIKE SAMPLE EVALUATION REPORT

GC Semivolatiles

Client Lot #...: A5G160111 **Work Order #...:** HFJ2R1AM-MS **Matrix.....:** WATER
MS Lot-Sample #: A5G150118-015 HFJ2R1AN-MSD
Date Sampled...: 07/14/05 11:51 **Date Received..:** 07/15/05
Prep Date.....: 07/18/05 **Analysis Date..:** 07/29/05
Prep Batch #...: 5199019
Dilution Factor: 2 **Initial Wgt/Vol:** 525 mL **Final Wgt/Vol..:** 5 mL

PARAMETER	PERCENT RECOVERY	RECOVERY LIMITS	RPD	RPD LIMITS	METHOD
Aroclor 1016	**97**	**(10 - 200)**			**SW846 8082**
	88	**(10 - 200)**	**10**	**(0-30)**	**SW846 8082**
Aroclor 1260	**95**	**(10 - 150)**			**SW846 8082**
	74	**(10 - 150)**	**25**	**(0-30)**	**SW846 8082**

SURROGATE	PERCENT RECOVERY	RECOVERY LIMITS
Tetrachloro-m-xylene	78	(35 - 130)
	79	(35 - 130)
Decachlorobiphenyl	69	(10 - 110)
	49	(10 - 110)

NOTE(S):

Calculations are performed before rounding to avoid round-off errors in calculated results.

Bold print denotes control parameters

MATRIX SPIKE SAMPLE DATA REPORT

GC Semivolatiles

Client Lot #...: A5G160111 **Work Order #...:** HFJ2R1AM-MS **Matrix.....:** WATER
MS Lot-Sample #: A5G150118-015 HFJ2R1AN-MSD
Date Sampled...: 07/14/05 11:51 **Date Received..:** 07/15/05
Prep Date.....: 07/18/05 **Analysis Date..:** 07/29/05
Prep Batch #...: 5199019
Dilution Factor: 2 **Initial Wgt/Vol:** 525 mL **Final Wgt/Vol..:** 5 mL

PARAMETER	SAMPLE AMOUNT	SPIKE AMT	MEASRD AMOUNT	UNITS	PERCNT RECVRY	RPD	METHOD
Aroclor 1016	**ND**	**19**	**19**	**ug/L**	**97**		**SW846 8082**
	ND	**19**	**17**	**ug/L**	**88**	**10**	**SW846 8082**
Aroclor 1260	**ND**	**19**	**18**	**ug/L**	**95**		**SW846 8082**
	ND	**19**	**14**	**ug/L**	**74**	**25**	**SW846 8082**

SURROGATE	PERCENT RECOVERY	RECOVERY LIMITS
Tetrachloro-m-xylene	78	(35 - 130)
	79	(35 - 130)
Decachlorobiphenyl	69	(10 - 110)
	49	(10 - 110)

NOTE(S):

Calculations are performed before rounding to avoid round-off errors in calculated results.

Bold print denotes control parameters

METALS DATA

SpecPro Inc

Client Sample ID: FWGWBGMW-009C-0082-GF

TOTAL Metals

Lot-Sample #...: A5G160111-002 **Matrix.....:** WG
Date Sampled...: 07/15/05 09:04 **Date Received..:** 07/15/05

PARAMETER	RESULT	REPORTING LIMIT	UNITS	METHOD	PREPARATION-ANALYSIS DATE	WORK ORDER #
Prep Batch #...: 5202020						
Aluminum	ND	200	ug/L	SW846 6010B	07/21-07/26/05	HFMNL1AE
		Dilution Factor: 1		Analysis Time..: 13:40	Analyst ID.....: 002260	
		Instrument ID..: I5				
Arsenic	ND	10.0	ug/L	SW846 6010B	07/21-07/26/05	HFMNL1AA
		Dilution Factor: 1		Analysis Time..: 13:40	Analyst ID.....: 002260	
		Instrument ID..: I5				
Lead	ND	10.0	ug/L	SW846 6010B	07/21-07/26/05	HFMNL1AC
		Dilution Factor: 1		Analysis Time..: 13:40	Analyst ID.....: 002260	
		Instrument ID..: I5				
Antimony	ND	100	ug/L	SW846 6010B	07/21-07/26/05	HFMNL1AF
		Dilution Factor: 1		Analysis Time..: 13:40	Analyst ID.....: 002260	
		Instrument ID..: I5				
Barium	**11.2**	**10.0**	**ug/L**	**SW846 6010B**	**07/21-07/26/05**	**HFMNL1AG**
		Dilution Factor: 1		Analysis Time..: 13:40	Analyst ID.....: 002260	
		Instrument ID..: I5				
Selenium	**2.4 B**	**10.0**	**ug/L**	**SW846 6010B**	**07/21-07/26/05**	**HFMNL1AD**
		Dilution Factor: 1		Analysis Time..: 13:40	Analyst ID.....: 002260	
		Instrument ID..: I5				
Beryllium	ND	10.0	ug/L	SW846 6010B	07/21-07/26/05	HFMNL1AH
		Dilution Factor: 1		Analysis Time..: 13:40	Analyst ID.....: 002260	
		Instrument ID..: I5				
Cadmium	ND	10.0	ug/L	SW846 6010B	07/21-07/26/05	HFMNL1AJ
		Dilution Factor: 1		Analysis Time..: 13:40	Analyst ID.....: 002260	
		Instrument ID..: I5				
Calcium	**81700**	**1000**	**ug/L**	**SW846 6010B**	**07/21-07/26/05**	**HFMNL1AK**
		Dilution Factor: 1		Analysis Time..: 13:40	Analyst ID.....: 002260	
		Instrument ID..: I5				
Chromium	ND	20.0	ug/L	SW846 6010B	07/21-07/26/05	HFMNL1AL
		Dilution Factor: 1		Analysis Time..: 13:40	Analyst ID.....: 002260	
		Instrument ID..: I5				

(Continued on next page)

SpecPro Inc

Client Sample ID: FWGWBGMW-009C-0082-GF

TOTAL Metals

Lot-Sample #...: A5G160111-002 **Matrix.....:** WG

PARAMETER	RESULT	REPORTING LIMIT	UNITS	METHOD	PREPARATION-ANALYSIS DATE	WORK ORDER #
Cobalt	ND	20.0	ug/L	SW846 6010B	07/21-07/26/05	HFMNL1AM
		Dilution Factor: 1		Analysis Time..: 13:40	Analyst ID.....: 002260	
		Instrument ID..: I5				
Copper	ND	20.0	ug/L	SW846 6010B	07/21-07/26/05	HFMNL1AN
		Dilution Factor: 1		Analysis Time..: 13:40	Analyst ID.....: 002260	
		Instrument ID..: I5				
Iron	**123 B,J**	**1000**	**ug/L**	**SW846 6010B**	**07/21-07/26/05**	**HFMNL1AP**
		Dilution Factor: 1		Analysis Time..: 13:40	Analyst ID.....: 002260	
		Instrument ID..: I5				
Magnesium	**25000**	**1000**	**ug/L**	**SW846 6010B**	**07/21-07/26/05**	**HFMNL1AQ**
		Dilution Factor: 1		Analysis Time..: 13:40	Analyst ID.....: 002260	
		Instrument ID..: I5				
Manganese	**99.6 B,J**	**100**	**ug/L**	**SW846 6010B**	**07/21-07/26/05**	**HFMNL1AR**
		Dilution Factor: 1		Analysis Time..: 13:40	Analyst ID.....: 002260	
		Instrument ID..: I5				
Nickel	ND	20.0	ug/L	SW846 6010B	07/21-07/26/05	HFMNL1AT
		Dilution Factor: 1		Analysis Time..: 13:40	Analyst ID.....: 002260	
		Instrument ID..: I5				
Potassium	**818 B,J**	**5000**	**ug/L**	**SW846 6010B**	**07/21-07/26/05**	**HFMNL1AU**
		Dilution Factor: 1		Analysis Time..: 13:40	Analyst ID.....: 002260	
		Instrument ID..: I5				
Silver	ND	20.0	ug/L	SW846 6010B	07/21-07/26/05	HFMNL1AV
		Dilution Factor: 1		Analysis Time..: 13:40	Analyst ID.....: 002260	
		Instrument ID..: I5				
Sodium	**4230**	**1000**	**ug/L**	**SW846 6010B**	**07/21-07/26/05**	**HFMNL1AW**
		Dilution Factor: 1		Analysis Time..: 13:40	Analyst ID.....: 002260	
		Instrument ID..: I5				
Vanadium	ND	20.0	ug/L	SW846 6010B	07/21-07/26/05	HFMNL1AX
		Dilution Factor: 1		Analysis Time..: 13:40	Analyst ID.....: 002260	
		Instrument ID..: I5				

(Continued on next page)

SpecPro Inc

Client Sample ID: FWGWBGMW-009C-0082-GF

TOTAL Metals

Lot-Sample #...: A5G160111-002 **Matrix.....:** WG

PARAMETER	RESULT	REPORTING LIMIT	UNITS	METHOD	PREPARATION-ANALYSIS DATE	WORK ORDER #
Zinc	ND	100	ug/L	SW846 6010B	07/21-07/26/05	HFMNL1A0
		Dilution Factor: 1		Analysis Time..: 13:40	Analyst ID.....: 002260	
		Instrument ID..: I5				
Mercury	ND	0.20	ug/L	SW846 7470A	07/21/05	HFMNL1A2
		Dilution Factor: 1		Analysis Time..: 14:44	Analyst ID.....: 001086	
		Instrument ID..: H1				
Thallium	ND	1.0	ug/L	SW846 6020	07/21-07/25/05	HFMNL1A1
		Dilution Factor: 1		Analysis Time..: 17:46	Analyst ID.....: 001619	
		Instrument ID..: I7				

NOTE(S):

B Estimated result. Result is less than RL.

J Method blank contamination. The associated method blank contains the target analyte at a reportable level.

SpecPro Inc

Client Sample ID: FWGWBGMW-007C-0081-GF

TOTAL Metals

Lot-Sample #...: A5G160111-004 **Matrix.....:** WG
Date Sampled...: 07/15/05 09:03 **Date Received..:** 07/15/05

PARAMETER	RESULT	REPORTING LIMIT	UNITS	METHOD	PREPARATION-ANALYSIS DATE	WORK ORDER #
Prep Batch #...: 5202020						
Aluminum	**797**	**200**	**ug/L**	**SW846 6010B**	**07/21-07/26/05**	**HFMNP1AW**
		Dilution Factor: 1		Analysis Time..: 13:59	Analyst ID.....: 002260	
		Instrument ID..: I5				
Arsenic	**4.8 B**	**10.0**	**ug/L**	**SW846 6010B**	**07/21-07/26/05**	**HFMNP1AL**
		Dilution Factor: 1		Analysis Time..: 13:59	Analyst ID.....: 002260	
		Instrument ID..: I5				
Lead	ND	10.0	ug/L	SW846 6010B	07/21-07/26/05	HFMNP1AP
		Dilution Factor: 1		Analysis Time..: 13:59	Analyst ID.....: 002260	
		Instrument ID..: I5				
Antimony	ND	100	ug/L	SW846 6010B	07/21-07/26/05	HFMNP1A1
		Dilution Factor: 1		Analysis Time..: 13:59	Analyst ID.....: 002260	
		Instrument ID..: I5				
Barium	**39.4**	**10.0**	**ug/L**	**SW846 6010B**	**07/21-07/26/05**	**HFMNP1A4**
		Dilution Factor: 1		Analysis Time..: 13:59	Analyst ID.....: 002260	
		Instrument ID..: I5				
Selenium	**2.7 B**	**10.0**	**ug/L**	**SW846 6010B**	**07/21-07/26/05**	**HFMNP1AT**
		Dilution Factor: 1		Analysis Time..: 13:59	Analyst ID.....: 002260	
		Instrument ID..: I5				
Beryllium	ND	10.0	ug/L	SW846 6010B	07/21-07/26/05	HFMNP1A7
		Dilution Factor: 1		Analysis Time..: 13:59	Analyst ID.....: 002260	
		Instrument ID..: I5				
Cadmium	ND	10.0	ug/L	SW846 6010B	07/21-07/26/05	HFMNP1CA
		Dilution Factor: 1		Analysis Time..: 13:59	Analyst ID.....: 002260	
		Instrument ID..: I5				
Calcium	**67100**	**1000**	**ug/L**	**SW846 6010B**	**07/21-07/26/05**	**HFMNP1CE**
		Dilution Factor: 1		Analysis Time..: 13:59	Analyst ID.....: 002260	
		Instrument ID..: I5				
Chromium	ND	20.0	ug/L	SW846 6010B	07/21-07/26/05	HFMNP1CH
		Dilution Factor: 1		Analysis Time..: 13:59	Analyst ID.....: 002260	
		Instrument ID..: I5				

(Continued on next page)

SpecPro Inc

Client Sample ID: FWGWBGMW-007C-0081-GF

TOTAL Metals

Lot-Sample #...: A5G160111-004 **Matrix.....:** WG

PARAMETER	RESULT	REPORTING LIMIT	UNITS	METHOD	PREPARATION-ANALYSIS DATE	WORK ORDER #
Cobalt	ND	20.0	ug/L	SW846 6010B	07/21-07/26/05	HFMNP1CL
		Dilution Factor: 1		Analysis Time..: 13:59	Analyst ID.....: 002260	
		Instrument ID..: I5				
Copper	ND	20.0	ug/L	SW846 6010B	07/21-07/26/05	HFMNP1CP
		Dilution Factor: 1		Analysis Time..: 13:59	Analyst ID.....: 002260	
		Instrument ID..: I5				
Iron	**286 B,J**	**1000**	**ug/L**	**SW846 6010B**	**07/21-07/26/05**	**HFMNP1CT**
		Dilution Factor: 1		Analysis Time..: 13:59	Analyst ID.....: 002260	
		Instrument ID..: I5				
Magnesium	**17000**	**1000**	**ug/L**	**SW846 6010B**	**07/21-07/26/05**	**HFMNP1CW**
		Dilution Factor: 1		Analysis Time..: 13:59	Analyst ID.....: 002260	
		Instrument ID..: I5				
Manganese	**125 J**	**100**	**ug/L**	**SW846 6010B**	**07/21-07/26/05**	**HFMNP1C1**
		Dilution Factor: 1		Analysis Time..: 13:59	Analyst ID.....: 002260	
		Instrument ID..: I5				
Nickel	ND	20.0	ug/L	SW846 6010B	07/21-07/26/05	HFMNP1C4
		Dilution Factor: 1		Analysis Time..: 13:59	Analyst ID.....: 002260	
		Instrument ID..: I5				
Potassium	**1130 B,J,E**	**5000**	**ug/L**	**SW846 6010B**	**07/21-07/26/05**	**HFMNP1C7**
		Dilution Factor: 1		Analysis Time..: 13:59	Analyst ID.....: 002260	
		Instrument ID..: I5				
Silver	ND	20.0	ug/L	SW846 6010B	07/21-07/26/05	HFMNP1DA
		Dilution Factor: 1		Analysis Time..: 13:59	Analyst ID.....: 002260	
		Instrument ID..: I5				
Sodium	**4740**	**1000**	**ug/L**	**SW846 6010B**	**07/21-07/26/05**	**HFMNP1DE**
		Dilution Factor: 1		Analysis Time..: 13:59	Analyst ID.....: 002260	
		Instrument ID..: I5				
Vanadium	ND	20.0	ug/L	SW846 6010B	07/21-07/26/05	HFMNP1DH
		Dilution Factor: 1		Analysis Time..: 13:59	Analyst ID.....: 002260	
		Instrument ID..: I5				

(Continued on next page)

SpecPro Inc

Client Sample ID: FWGWBGMW-007C-0081-GF

TOTAL Metals

Lot-Sample #...: A5G160111-004 **Matrix.....:** WG

PARAMETER	RESULT	REPORTING LIMIT	UNITS	METHOD	PREPARATION-ANALYSIS DATE	WORK ORDER #
Zinc	ND	100	ug/L	SW846 6010B	07/21-07/26/05	HFMNP1AA
		Dilution Factor: 1		Analysis Time..: 13:59	Analyst ID.....: 002260	
		Instrument ID..: I5				
Mercury	ND	0.20	ug/L	SW846 7470A	07/21/05	HFMNP1AH
		Dilution Factor: 1		Analysis Time..: 14:54	Analyst ID.....: 001086	
		Instrument ID..: H1				
Thallium	ND	1.0	ug/L	SW846 6020	07/21-07/25/05	HFMNP1AE
		Dilution Factor: 1		Analysis Time..: 17:49	Analyst ID.....: 001619	
		Instrument ID..: I7				

NOTE(S):

B Estimated result. Result is less than RL.

J Method blank contamination. The associated method blank contains the target analyte at a reportable level.

E Matrix interference.

SpecPro Inc

Client Sample ID: FWGDA2MW-107C-0079-GF

TOTAL Metals

Lot-Sample #...: A5G160111-006 **Matrix.....:** WG
Date Sampled...: 07/15/05 09:15 **Date Received..:** 07/15/05

PARAMETER	RESULT	REPORTING LIMIT	UNITS	METHOD	PREPARATION-ANALYSIS DATE	WORK ORDER #
Prep Batch #...: 5202020						
Aluminum	ND	200	ug/L	SW846 6010B	07/21-07/26/05	HFMNR1AH
		Dilution Factor: 1		Analysis Time..: 14:19	Analyst ID.....: 002260	
		Instrument ID..: I5				
Arsenic	**7.0 B**	**10.0**	**ug/L**	**SW846 6010B**	**07/21-07/26/05**	**HFMNR1AE**
		Dilution Factor: 1		Analysis Time..: 14:19	Analyst ID.....: 002260	
		Instrument ID..: I5				
Lead	ND	10.0	ug/L	SW846 6010B	07/21-07/26/05	HFMNR1AF
		Dilution Factor: 1		Analysis Time..: 14:19	Analyst ID.....: 002260	
		Instrument ID..: I5				
Antimony	ND	100	ug/L	SW846 6010B	07/21-07/26/05	HFMNR1AJ
		Dilution Factor: 1		Analysis Time..: 14:19	Analyst ID.....: 002260	
		Instrument ID..: I5				
Barium	**31.6**	**10.0**	**ug/L**	**SW846 6010B**	**07/21-07/26/05**	**HFMNR1AK**
		Dilution Factor: 1		Analysis Time..: 14:19	Analyst ID.....: 002260	
		Instrument ID..: I5				
Selenium	**2.4 B**	**10.0**	**ug/L**	**SW846 6010B**	**07/21-07/26/05**	**HFMNR1AG**
		Dilution Factor: 1		Analysis Time..: 14:19	Analyst ID.....: 002260	
		Instrument ID..: I5				
Beryllium	ND	10.0	ug/L	SW846 6010B	07/21-07/26/05	HFMNR1AL
		Dilution Factor: 1		Analysis Time..: 14:19	Analyst ID.....: 002260	
		Instrument ID..: I5				
Cadmium	ND	10.0	ug/L	SW846 6010B	07/21-07/26/05	HFMNR1AM
		Dilution Factor: 1		Analysis Time..: 14:19	Analyst ID.....: 002260	
		Instrument ID..: I5				
Calcium	**82000**	**1000**	**ug/L**	**SW846 6010B**	**07/21-07/26/05**	**HFMNR1AN**
		Dilution Factor: 1		Analysis Time..: 14:19	Analyst ID.....: 002260	
		Instrument ID..: I5				
Chromium	ND	20.0	ug/L	SW846 6010B	07/21-07/26/05	HFMNR1AP
		Dilution Factor: 1		Analysis Time..: 14:19	Analyst ID.....: 002260	
		Instrument ID..: I5				

(Continued on next page)

SpecPro Inc

Client Sample ID: FWGDA2MW-107C-0079-GF

TOTAL Metals

Lot-Sample #...: A5G160111-006 **Matrix.....:** WG

PARAMETER	RESULT	REPORTING LIMIT	UNITS	METHOD	PREPARATION-ANALYSIS DATE	WORK ORDER #
Cobalt	ND	20.0	ug/L	SW846 6010B	07/21-07/26/05	HFMNR1AQ
		Dilution Factor: 1		Analysis Time..: 14:19	Analyst ID.....: 002260	
		Instrument ID..: I5				
Copper	ND	20.0	ug/L	SW846 6010B	07/21-07/26/05	HFMNR1AR
		Dilution Factor: 1		Analysis Time..: 14:19	Analyst ID.....: 002260	
		Instrument ID..: I5				
Iron	**1320 J**	**1000**	**ug/L**	**SW846 6010B**	**07/21-07/26/05**	**HFMNR1AT**
		Dilution Factor: 1		Analysis Time..: 14:19	Analyst ID.....: 002260	
		Instrument ID..: I5				
Magnesium	**26800**	**1000**	**ug/L**	**SW846 6010B**	**07/21-07/26/05**	**HFMNR1AU**
		Dilution Factor: 1		Analysis Time..: 14:19	Analyst ID.....: 002260	
		Instrument ID..: I5				
Manganese	**192 J**	**100**	**ug/L**	**SW846 6010B**	**07/21-07/26/05**	**HFMNR1AV**
		Dilution Factor: 1		Analysis Time..: 14:19	Analyst ID.....: 002260	
		Instrument ID..: I5				
Nickel	ND	20.0	ug/L	SW846 6010B	07/21-07/26/05	HFMNR1AW
		Dilution Factor: 1		Analysis Time..: 14:19	Analyst ID.....: 002260	
		Instrument ID..: I5				
Potassium	**1570 B,J**	**5000**	**ug/L**	**SW846 6010B**	**07/21-07/26/05**	**HFMNR1AX**
		Dilution Factor: 1		Analysis Time..: 14:19	Analyst ID.....: 002260	
		Instrument ID..: I5				
Silver	ND	20.0	ug/L	SW846 6010B	07/21-07/26/05	HFMNR1A0
		Dilution Factor: 1		Analysis Time..: 14:19	Analyst ID.....: 002260	
		Instrument ID..: I5				
Sodium	**9470**	**1000**	**ug/L**	**SW846 6010B**	**07/21-07/26/05**	**HFMNR1A1**
		Dilution Factor: 1		Analysis Time..: 14:19	Analyst ID.....: 002260	
		Instrument ID..: I5				
Vanadium	ND	20.0	ug/L	SW846 6010B	07/21-07/26/05	HFMNR1A2
		Dilution Factor: 1		Analysis Time..: 14:19	Analyst ID.....: 002260	
		Instrument ID..: I5				

(Continued on next page)

SpecPro Inc

Client Sample ID: FWGDA2MW-107C-0079-GF

TOTAL Metals

Lot-Sample #...: A5G160111-006 **Matrix.....:** WG

PARAMETER	RESULT	REPORTING LIMIT	UNITS	METHOD	PREPARATION-ANALYSIS DATE	WORK ORDER #
Zinc	**6.7 B,J**	**100**	**ug/L**	**SW846 6010B**	**07/21-07/26/05**	**HFMNR1AA**
		Dilution Factor: 1		Analysis Time..: 14:19	Analyst ID.....: 002260	
		Instrument ID..: I5				
Mercury	ND	0.20	ug/L	SW846 7470A	07/21/05	HFMNR1AD
		Dilution Factor: 1		Analysis Time..: 14:46	Analyst ID.....: 001086	
		Instrument ID..: H1				
Thallium	ND	1.0	ug/L	SW846 6020	07/21-07/25/05	HFMNR1AC
		Dilution Factor: 1		Analysis Time..: 18:15	Analyst ID.....: 001619	
		Instrument ID..: I7				

NOTE(S):

B Estimated result. Result is less than RL.

J Method blank contamination. The associated method blank contains the target analyte at a reportable level.

SpecPro Inc

Client Sample ID: FWGLL2MW-263C-0066-GF

TOTAL Metals

Lot-Sample #...: A5G160111-008 **Matrix.....:** WG
Date Sampled...: 07/15/05 10:41 **Date Received..:** 07/15/05

PARAMETER	RESULT	REPORTING LIMIT	UNITS	METHOD	PREPARATION-ANALYSIS DATE	WORK ORDER #
Prep Batch #...: 5202020						
Aluminum	ND	200	ug/L	SW846 6010B	07/21-07/26/05	HFMNV1AH
		Dilution Factor: 1		Analysis Time..: 14:24	Analyst ID.....: 002260	
		Instrument ID..: I5				
Arsenic	**15.7**	**10.0**	**ug/L**	**SW846 6010B**	**07/21-07/26/05**	**HFMNV1AE**
		Dilution Factor: 1		Analysis Time..: 14:24	Analyst ID.....: 002260	
		Instrument ID..: I5				
Lead	ND	10.0	ug/L	SW846 6010B	07/21-07/26/05	HFMNV1AF
		Dilution Factor: 1		Analysis Time..: 14:24	Analyst ID.....: 002260	
		Instrument ID..: I5				
Antimony	ND	100	ug/L	SW846 6010B	07/21-07/26/05	HFMNV1AJ
		Dilution Factor: 1		Analysis Time..: 14:24	Analyst ID.....: 002260	
		Instrument ID..: I5				
Barium	**18.4**	**10.0**	**ug/L**	**SW846 6010B**	**07/21-07/26/05**	**HFMNV1AK**
		Dilution Factor: 1		Analysis Time..: 14:24	Analyst ID.....: 002260	
		Instrument ID..: I5				
Selenium	ND	10.0	ug/L	SW846 6010B	07/21-07/26/05	HFMNV1AG
		Dilution Factor: 1		Analysis Time..: 14:24	Analyst ID.....: 002260	
		Instrument ID..: I5				
Beryllium	ND	10.0	ug/L	SW846 6010B	07/21-07/26/05	HFMNV1AL
		Dilution Factor: 1		Analysis Time..: 14:24	Analyst ID.....: 002260	
		Instrument ID..: I5				
Cadmium	ND	10.0	ug/L	SW846 6010B	07/21-07/26/05	HFMNV1AM
		Dilution Factor: 1		Analysis Time..: 14:24	Analyst ID.....: 002260	
		Instrument ID..: I5				
Calcium	**29400**	**1000**	**ug/L**	**SW846 6010B**	**07/21-07/26/05**	**HFMNV1AN**
		Dilution Factor: 1		Analysis Time..: 14:24	Analyst ID.....: 002260	
		Instrument ID..: I5				
Chromium	ND	20.0	ug/L	SW846 6010B	07/21-07/26/05	HFMNV1AP
		Dilution Factor: 1		Analysis Time..: 14:24	Analyst ID.....: 002260	
		Instrument ID..: I5				

(Continued on next page)

SpecPro Inc

Client Sample ID: FWGLL2MW-263C-0066-GF

TOTAL Metals

Lot-Sample #...: A5G160111-008 **Matrix.....:** WG

PARAMETER	RESULT	REPORTING LIMIT	UNITS	METHOD	PREPARATION-ANALYSIS DATE	WORK ORDER #
Cobalt	**2.7 B**	**20.0**	**ug/L**	**SW846 6010B**	**07/21-07/26/05**	**HFMNV1AQ**
		Dilution Factor: 1		Analysis Time..: 14:24	Analyst ID.....: 002260	
		Instrument ID..: I5				
Copper	ND	20.0	ug/L	SW846 6010B	07/21-07/26/05	HFMNV1AR
		Dilution Factor: 1		Analysis Time..: 14:24	Analyst ID.....: 002260	
		Instrument ID..: I5				
Iron	**4340 J**	**1000**	**ug/L**	**SW846 6010B**	**07/21-07/26/05**	**HFMNV1AT**
		Dilution Factor: 1		Analysis Time..: 14:24	Analyst ID.....: 002260	
		Instrument ID..: I5				
Magnesium	**12600**	**1000**	**ug/L**	**SW846 6010B**	**07/21-07/26/05**	**HFMNV1AU**
		Dilution Factor: 1		Analysis Time..: 14:24	Analyst ID.....: 002260	
		Instrument ID..: I5				
Manganese	**1280 J**	**100**	**ug/L**	**SW846 6010B**	**07/21-07/26/05**	**HFMNV1AV**
		Dilution Factor: 1		Analysis Time..: 14:24	Analyst ID.....: 002260	
		Instrument ID..: I5				
Nickel	**3.5 B**	**20.0**	**ug/L**	**SW846 6010B**	**07/21-07/26/05**	**HFMNV1AW**
		Dilution Factor: 1		Analysis Time..: 14:24	Analyst ID.....: 002260	
		Instrument ID..: I5				
Potassium	**642 B,J**	**5000**	**ug/L**	**SW846 6010B**	**07/21-07/26/05**	**HFMNV1AX**
		Dilution Factor: 1		Analysis Time..: 14:24	Analyst ID.....: 002260	
		Instrument ID..: I5				
Silver	ND	20.0	ug/L	SW846 6010B	07/21-07/26/05	HFMNV1A0
		Dilution Factor: 1		Analysis Time..: 14:24	Analyst ID.....: 002260	
		Instrument ID..: I5				
Sodium	**4180**	**1000**	**ug/L**	**SW846 6010B**	**07/21-07/26/05**	**HFMNV1A1**
		Dilution Factor: 1		Analysis Time..: 14:24	Analyst ID.....: 002260	
		Instrument ID..: I5				
Vanadium	ND	20.0	ug/L	SW846 6010B	07/21-07/26/05	HFMNV1A2
		Dilution Factor: 1		Analysis Time..: 14:24	Analyst ID.....: 002260	
		Instrument ID..: I5				

(Continued on next page)

SpecPro Inc

Client Sample ID: FWGLL2MW-263C-0066-GF

TOTAL Metals

Lot-Sample #...: A5G160111-008 **Matrix.....:** WG

PARAMETER	RESULT	REPORTING LIMIT	UNITS	METHOD	PREPARATION-ANALYSIS DATE	WORK ORDER #
Zinc	ND	100	ug/L	SW846 6010B	07/21-07/26/05	HFMNV1AA
		Dilution Factor: 1		Analysis Time..: 14:24	Analyst ID.....: 002260	
		Instrument ID..: I5				
Mercury	ND	0.20	ug/L	SW846 7470A	07/21/05	HFMNV1AD
		Dilution Factor: 1		Analysis Time..: 14:47	Analyst ID.....: 001086	
		Instrument ID..: H1				
Thallium	ND	1.0	ug/L	SW846 6020	07/21-07/25/05	HFMNV1AC
		Dilution Factor: 1		Analysis Time..: 18:18	Analyst ID.....: 001619	
		Instrument ID..: I7				

NOTE(S):

B Estimated result. Result is less than RL.

J Method blank contamination. The associated method blank contains the target analyte at a reportable level.

METHOD BLANK REPORT

TOTAL Metals

Client Lot #...: A5G160111 **Matrix.....:** WATER

PARAMETER	RESULT	REPORTING LIMIT	UNITS	METHOD	PREPARATION-ANALYSIS DATE	WORK ORDER #
MB Lot-Sample #: A5G210000-020 **Prep Batch #...:** 5202020						
Aluminum	ND	200	ug/L	SW846 6010B	07/21-07/26/05	HFXV51AH
		Dilution Factor: 1				
		Analysis Time..: 12:07	Analyst ID.....: 002260	Instrument ID..: I5		
Arsenic	ND	10.0	ug/L	SW846 6010B	07/21-07/26/05	HFXV51AE
		Dilution Factor: 1				
		Analysis Time..: 12:07	Analyst ID.....: 002260	Instrument ID..: I5		
Antimony	ND	100	ug/L	SW846 6010B	07/21-07/26/05	HFXV51AJ
		Dilution Factor: 1				
		Analysis Time..: 12:07	Analyst ID.....: 002260	Instrument ID..: I5		
Lead	ND	10.0	ug/L	SW846 6010B	07/21-07/26/05	HFXV51AF
		Dilution Factor: 1				
		Analysis Time..: 12:07	Analyst ID.....: 002260	Instrument ID..: I5		
Barium	ND	10.0	ug/L	SW846 6010B	07/21-07/26/05	HFXV51AK
		Dilution Factor: 1				
		Analysis Time..: 12:07	Analyst ID.....: 002260	Instrument ID..: I5		
Selenium	ND	10.0	ug/L	SW846 6010B	07/21-07/26/05	HFXV51AG
		Dilution Factor: 1				
		Analysis Time..: 12:07	Analyst ID.....: 002260	Instrument ID..: I5		
Beryllium	ND	10.0	ug/L	SW846 6010B	07/21-07/26/05	HFXV51AL
		Dilution Factor: 1				
		Analysis Time..: 12:07	Analyst ID.....: 002260	Instrument ID..: I5		
Cadmium	ND	10.0	ug/L	SW846 6010B	07/21-07/26/05	HFXV51AM
		Dilution Factor: 1				
		Analysis Time..: 12:07	Analyst ID.....: 002260	Instrument ID..: I5		
Calcium	ND	1000	ug/L	SW846 6010B	07/21-07/26/05	HFXV51AN
		Dilution Factor: 1				
		Analysis Time..: 12:07	Analyst ID.....: 002260	Instrument ID..: I5		
Chromium	ND	20.0	ug/L	SW846 6010B	07/21-07/26/05	HFXV51AP
		Dilution Factor: 1				
		Analysis Time..: 12:07	Analyst ID.....: 002260	Instrument ID..: I5		
Cobalt	ND	20.0	ug/L	SW846 6010B	07/21-07/26/05	HFXV51AQ
		Dilution Factor: 1				
		Analysis Time..: 12:07	Analyst ID.....: 002260	Instrument ID..: I5		

(Continued on next page)

METHOD BLANK REPORT

TOTAL Metals

Client Lot #...: A5G160111 **Matrix.....:** WATER

PARAMETER	RESULT	REPORTING LIMIT	UNITS	METHOD	PREPARATION-ANALYSIS DATE	WORK ORDER #
Copper	ND	20.0	ug/L	SW846 6010B	07/21-07/26/05	HFXV51AR
		Dilution Factor: 1				
		Analysis Time..: 12:07	Analyst ID.....: 002260	Instrument ID..: I5		
Iron	**61.0 B**	**1000**	**ug/L**	**SW846 6010B**	**07/21-07/26/05**	**HFXV51AT**
		Dilution Factor: 1				
		Analysis Time..: 12:07	Analyst ID.....: 002260	Instrument ID..: I5		
Magnesium	ND	1000	ug/L	SW846 6010B	07/21-07/26/05	HFXV51AU
		Dilution Factor: 1				
		Analysis Time..: 12:07	Analyst ID.....: 002260	Instrument ID..: I5		
Manganese	**0.75 B**	**100**	**ug/L**	**SW846 6010B**	**07/21-07/26/05**	**HFXV51AV**
		Dilution Factor: 1				
		Analysis Time..: 12:07	Analyst ID.....: 002260	Instrument ID..: I5		
Nickel	ND	20.0	ug/L	SW846 6010B	07/21-07/26/05	HFXV51AW
		Dilution Factor: 1				
		Analysis Time..: 12:07	Analyst ID.....: 002260	Instrument ID..: I5		
Potassium	**141 B**	**5000**	**ug/L**	**SW846 6010B**	**07/21-07/26/05**	**HFXV51AX**
		Dilution Factor: 1				
		Analysis Time..: 12:07	Analyst ID.....: 002260	Instrument ID..: I5		
Silver	ND	20.0	ug/L	SW846 6010B	07/21-07/26/05	HFXV51A0
		Dilution Factor: 1				
		Analysis Time..: 12:07	Analyst ID.....: 002260	Instrument ID..: I5		
Sodium	ND	1000	ug/L	SW846 6010B	07/21-07/26/05	HFXV51A1
		Dilution Factor: 1				
		Analysis Time..: 12:07	Analyst ID.....: 002260	Instrument ID..: I5		
Vanadium	ND	20.0	ug/L	SW846 6010B	07/21-07/26/05	HFXV51A2
		Dilution Factor: 1				
		Analysis Time..: 12:07	Analyst ID.....: 002260	Instrument ID..: I5		
Zinc	**8.4 B**	**100**	**ug/L**	**SW846 6010B**	**07/21-07/26/05**	**HFXV51AA**
		Dilution Factor: 1				
		Analysis Time..: 12:07	Analyst ID.....: 002260	Instrument ID..: I5		
Mercury	ND	0.20	ug/L	SW846 7470A	07/21/05	HFXV51AD
		Dilution Factor: 1				
		Analysis Time..: 14:27	Analyst ID.....: 001086	Instrument ID..: H1		
Thallium	ND	1.0	ug/L	SW846 6020	07/21-07/25/05	HFXV51AC
		Dilution Factor: 1				
		Analysis Time..: 16:25	Analyst ID.....: 001619	Instrument ID..: I7		

(Continued on next page)

METHOD BLANK REPORT

TOTAL Metals

Client Lot #...: A5G160111 **Matrix.....:** WATER

NOTE(S):

Calculations are performed before rounding to avoid round-off errors in calculated results.

B Estimated result. Result is less than RL.

LABORATORY CONTROL SAMPLE EVALUATION REPORT

TOTAL Metals

Client Lot #...: A5G160111 **Matrix.....:** WATER

PARAMETER	PERCENT RECOVERY	RECOVERY LIMITS	METHOD	PREPARATION-ANALYSIS DATE	WORK ORDER #
LCS Lot-Sample#: A5G210000-020 **Prep Batch #...:** 5202020					
Arsenic	101	(80 - 120)	SW846 6010B	07/21-07/26/05	HFXV51A6
		Dilution Factor: 1	Analysis Time..: 12:12	Analyst ID.....: 002260	
		Instrument ID..: I5			
Aluminum	109	(80 - 120)	SW846 6010B	07/21-07/26/05	HFXV51A9
		Dilution Factor: 1	Analysis Time..: 12:12	Analyst ID.....: 002260	
		Instrument ID..: I5			
Lead	108	(80 - 120)	SW846 6010B	07/21-07/26/05	HFXV51A7
		Dilution Factor: 1	Analysis Time..: 12:12	Analyst ID.....: 002260	
		Instrument ID..: I5			
Antimony	103	(80 - 120)	SW846 6010B	07/21-07/26/05	HFXV51CA
		Dilution Factor: 1	Analysis Time..: 12:12	Analyst ID.....: 002260	
		Instrument ID..: I5			
Selenium	105	(80 - 120)	SW846 6010B	07/21-07/26/05	HFXV51A8
		Dilution Factor: 1	Analysis Time..: 12:12	Analyst ID.....: 002260	
		Instrument ID..: I5			
Barium	106	(80 - 120)	SW846 6010B	07/21-07/26/05	HFXV51CC
		Dilution Factor: 1	Analysis Time..: 12:12	Analyst ID.....: 002260	
		Instrument ID..: I5			
Beryllium	111	(80 - 120)	SW846 6010B	07/21-07/26/05	HFXV51CD
		Dilution Factor: 1	Analysis Time..: 12:12	Analyst ID.....: 002260	
		Instrument ID..: I5			
Cadmium	104	(80 - 120)	SW846 6010B	07/21-07/26/05	HFXV51CE
		Dilution Factor: 1	Analysis Time..: 12:12	Analyst ID.....: 002260	
		Instrument ID..: I5			
Calcium	105	(80 - 120)	SW846 6010B	07/21-07/26/05	HFXV51CF
		Dilution Factor: 1	Analysis Time..: 12:12	Analyst ID.....: 002260	
		Instrument ID..: I5			
Chromium	107	(80 - 120)	SW846 6010B	07/21-07/26/05	HFXV51CG
		Dilution Factor: 1	Analysis Time..: 12:12	Analyst ID.....: 002260	
		Instrument ID..: I5			

(Continued on next page)

LABORATORY CONTROL SAMPLE EVALUATION REPORT

TOTAL Metals

Client Lot #...: A5G160111 **Matrix.....:** WATER

PARAMETER	PERCENT RECOVERY	RECOVERY LIMITS	METHOD	PREPARATION-ANALYSIS DATE	WORK ORDER #
Cobalt	106	(80 - 120)	SW846 6010B	07/21-07/26/05	HFXV51CH
		Dilution Factor: 1	Analysis Time..: 12:12	Analyst ID.....: 002260	
		Instrument ID..: I5			
Copper	110	(80 - 120)	SW846 6010B	07/21-07/26/05	HFXV51CJ
		Dilution Factor: 1	Analysis Time..: 12:12	Analyst ID.....: 002260	
		Instrument ID..: I5			
Iron	118	(77 - 127)	SW846 6010B	07/21-07/26/05	HFXV51CK
		Dilution Factor: 1	Analysis Time..: 12:12	Analyst ID.....: 002260	
		Instrument ID..: I5			
Magnesium	105	(80 - 120)	SW846 6010B	07/21-07/26/05	HFXV51CL
		Dilution Factor: 1	Analysis Time..: 12:12	Analyst ID.....: 002260	
		Instrument ID..: I5			
Manganese	106	(80 - 120)	SW846 6010B	07/21-07/26/05	HFXV51CM
		Dilution Factor: 1	Analysis Time..: 12:12	Analyst ID.....: 002260	
		Instrument ID..: I5			
Nickel	101	(80 - 120)	SW846 6010B	07/21-07/26/05	HFXV51CN
		Dilution Factor: 1	Analysis Time..: 12:12	Analyst ID.....: 002260	
		Instrument ID..: I5			
Potassium	105	(80 - 120)	SW846 6010B	07/21-07/26/05	HFXV51CP
		Dilution Factor: 1	Analysis Time..: 12:12	Analyst ID.....: 002260	
		Instrument ID..: I5			
Silver	119	(80 - 120)	SW846 6010B	07/21-07/26/05	HFXV51CQ
		Dilution Factor: 1	Analysis Time..: 12:12	Analyst ID.....: 002260	
		Instrument ID..: I5			
Sodium	104	(80 - 120)	SW846 6010B	07/21-07/26/05	HFXV51CR
		Dilution Factor: 1	Analysis Time..: 12:12	Analyst ID.....: 002260	
		Instrument ID..: I5			
Vanadium	107	(80 - 120)	SW846 6010B	07/21-07/26/05	HFXV51CT
		Dilution Factor: 1	Analysis Time..: 12:12	Analyst ID.....: 002260	
		Instrument ID..: I5			
Zinc	107	(80 - 120)	SW846 6010B	07/21-07/26/05	HFXV51A3
		Dilution Factor: 1	Analysis Time..: 12:12	Analyst ID.....: 002260	
		Instrument ID..: I5			

(Continued on next page)

LABORATORY CONTROL SAMPLE EVALUATION REPORT

TOTAL Metals

Client Lot #...: A5G160111 **Matrix.....:** WATER

PARAMETER	PERCENT RECOVERY	RECOVERY LIMITS	METHOD	PREPARATION-ANALYSIS DATE	WORK ORDER #
Thallium	95	(69 - 114)	SW846 6020	07/21-07/25/05	HFXV51A4
	Dilution Factor: 1	Analysis Time..: 16:39	Analyst ID.....: 001619		
	Instrument ID..: I7				
Mercury	112	(82 - 131)	SW846 7470A	07/21/05	HFXV51A5
	Dilution Factor: 1	Analysis Time..: 14:28	Analyst ID.....: 001086		
	Instrument ID..: H1				

NOTE(S):

Calculations are performed before rounding to avoid round-off errors in calculated results.

LABORATORY CONTROL SAMPLE DATA REPORT

TOTAL Metals

Client Lot #...: A5G160111 **Matrix.....:** WATER

PARAMETER	SPIKE AMOUNT	MEASURED AMOUNT	UNITS	PERCNT RECVRY	METHOD	PREPARATION-ANALYSIS DATE	WORK ORDER #
LCS Lot-Sample#: A5G210000-020 **Prep Batch #...:** 5202020							
Arsenic	2000	2020	ug/L	101	SW846 6010B	07/21-07/26/05	HFXV51A6
			Dilution Factor: 1		Analysis Time..: 12:12	Analyst ID.....: 002260	
			Instrument ID..: I5				
Aluminum	2000	2190	ug/L	109	SW846 6010B	07/21-07/26/05	HFXV51A9
			Dilution Factor: 1		Analysis Time..: 12:12	Analyst ID.....: 002260	
			Instrument ID..: I5				
Lead	500	538	ug/L	108	SW846 6010B	07/21-07/26/05	HFXV51A7
			Dilution Factor: 1		Analysis Time..: 12:12	Analyst ID.....: 002260	
			Instrument ID..: I5				
Antimony	500	513	ug/L	103	SW846 6010B	07/21-07/26/05	HFXV51CA
			Dilution Factor: 1		Analysis Time..: 12:12	Analyst ID.....: 002260	
			Instrument ID..: I5				
Selenium	2000	2100	ug/L	105	SW846 6010B	07/21-07/26/05	HFXV51A8
			Dilution Factor: 1		Analysis Time..: 12:12	Analyst ID.....: 002260	
			Instrument ID..: I5				
Barium	2000	2120	ug/L	106	SW846 6010B	07/21-07/26/05	HFXV51CC
			Dilution Factor: 1		Analysis Time..: 12:12	Analyst ID.....: 002260	
			Instrument ID..: I5				
Beryllium	50.0	55.3	ug/L	111	SW846 6010B	07/21-07/26/05	HFXV51CD
			Dilution Factor: 1		Analysis Time..: 12:12	Analyst ID.....: 002260	
			Instrument ID..: I5				
Cadmium	50.0	52.2	ug/L	104	SW846 6010B	07/21-07/26/05	HFXV51CE
			Dilution Factor: 1		Analysis Time..: 12:12	Analyst ID.....: 002260	
			Instrument ID..: I5				
Calcium	50000	52700	ug/L	105	SW846 6010B	07/21-07/26/05	HFXV51CF
			Dilution Factor: 1		Analysis Time..: 12:12	Analyst ID.....: 002260	
			Instrument ID..: I5				
Chromium	200	215	ug/L	107	SW846 6010B	07/21-07/26/05	HFXV51CG
			Dilution Factor: 1		Analysis Time..: 12:12	Analyst ID.....: 002260	
			Instrument ID..: I5				

(Continued on next page)

LABORATORY CONTROL SAMPLE DATA REPORT

TOTAL Metals

Client Lot #...: A5G160111 **Matrix.....:** WATER

PARAMETER	SPIKE AMOUNT	MEASURED AMOUNT	UNITS	PERCNT RECVRY	METHOD	PREPARATION-ANALYSIS DATE	WORK ORDER #
Cobalt	500	531	ug/L	106	SW846 6010B	07/21-07/26/05	HFXV51CH
		Dilution Factor: 1			Analysis Time..: 12:12	Analyst ID.....: 002260	
		Instrument ID..: I5					
Copper	250	275	ug/L	110	SW846 6010B	07/21-07/26/05	HFXV51CJ
		Dilution Factor: 1			Analysis Time..: 12:12	Analyst ID.....: 002260	
		Instrument ID..: I5					
Iron	1000	1180	ug/L	118	SW846 6010B	07/21-07/26/05	HFXV51CK
		Dilution Factor: 1			Analysis Time..: 12:12	Analyst ID.....: 002260	
		Instrument ID..: I5					
Magnesium	50000	52300	ug/L	105	SW846 6010B	07/21-07/26/05	HFXV51CL
		Dilution Factor: 1			Analysis Time..: 12:12	Analyst ID.....: 002260	
		Instrument ID..: I5					
Manganese	500	530	ug/L	106	SW846 6010B	07/21-07/26/05	HFXV51CM
		Dilution Factor: 1			Analysis Time..: 12:12	Analyst ID.....: 002260	
		Instrument ID..: I5					
Nickel	500	507	ug/L	101	SW846 6010B	07/21-07/26/05	HFXV51CN
		Dilution Factor: 1			Analysis Time..: 12:12	Analyst ID.....: 002260	
		Instrument ID..: I5					
Potassium	50000	52400	ug/L	105	SW846 6010B	07/21-07/26/05	HFXV51CP
		Dilution Factor: 1			Analysis Time..: 12:12	Analyst ID.....: 002260	
		Instrument ID..: I5					
Silver	50.0	59.5	ug/L	119	SW846 6010B	07/21-07/26/05	HFXV51CQ
		Dilution Factor: 1			Analysis Time..: 12:12	Analyst ID.....: 002260	
		Instrument ID..: I5					
Sodium	50000	52200	ug/L	104	SW846 6010B	07/21-07/26/05	HFXV51CR
		Dilution Factor: 1			Analysis Time..: 12:12	Analyst ID.....: 002260	
		Instrument ID..: I5					
Vanadium	500	537	ug/L	107	SW846 6010B	07/21-07/26/05	HFXV51CT
		Dilution Factor: 1			Analysis Time..: 12:12	Analyst ID.....: 002260	
		Instrument ID..: I5					
Zinc	500	536	ug/L	107	SW846 6010B	07/21-07/26/05	HFXV51A3
		Dilution Factor: 1			Analysis Time..: 12:12	Analyst ID.....: 002260	
		Instrument ID..: I5					

(Continued on next page)

LABORATORY CONTROL SAMPLE DATA REPORT

TOTAL Metals

Client Lot #...: A5G160111 **Matrix.....:** WATER

PARAMETER	SPIKE AMOUNT	MEASURED AMOUNT	UNITS	PERCNT RECVRY	METHOD	PREPARATION-ANALYSIS DATE	WORK ORDER #
Thallium	100	94.6	ug/L	95	SW846 6020	07/21-07/25/05	HFXV51A4
		Dilution Factor: 1		Analysis Time..: 16:39		Analyst ID.....: 001619	
		Instrument ID..: I7					
Mercury	5.0	5.6	ug/L	112	SW846 7470A	07/21/05	HFXV51A5
		Dilution Factor: 1		Analysis Time..: 14:28		Analyst ID.....: 001086	
		Instrument ID..: H1					

NOTE(S):

Calculations are performed before rounding to avoid round-off errors in calculated results.

MATRIX SPIKE SAMPLE EVALUATION REPORT

TOTAL Metals

Client Lot #...: A5G160111 **Matrix.....:** WG
Date Sampled...: 07/15/05 09:03 **Date Received..:** 07/15/05

PARAMETER	PERCENT RECOVERY	RECOVERY LIMITS	METHOD	PREPARATION-ANALYSIS DATE	WORK ORDER #
MS Lot-Sample #: A5G160111-004 **Prep Batch #...:** 5202020					
Aluminum	67 N	(75 - 125)	SW846 6010B	07/21-07/26/05	HFMNP1AX
		Dilution Factor: 1	Analysis Time..: 13:59	Instrument ID..: I5	
		Analyst ID.....: 002260			
Arsenic	99	(75 - 125)	SW846 6010B	07/21-07/26/05	HFMNP1AM
		Dilution Factor: 1	Analysis Time..: 13:59	Instrument ID..: I5	
		Analyst ID.....: 002260			
Antimony	100	(75 - 125)	SW846 6010B	07/21-07/26/05	HFMNP1A2
		Dilution Factor: 1	Analysis Time..: 13:59	Instrument ID..: I5	
		Analyst ID.....: 002260			
Lead	104	(75 - 125)	SW846 6010B	07/21-07/26/05	HFMNP1AQ
		Dilution Factor: 1	Analysis Time..: 13:59	Instrument ID..: I5	
		Analyst ID.....: 002260			
Barium	103	(75 - 125)	SW846 6010B	07/21-07/26/05	HFMNP1A5
		Dilution Factor: 1	Analysis Time..: 13:59	Instrument ID..: I5	
		Analyst ID.....: 002260			
Selenium	102	(75 - 125)	SW846 6010B	07/21-07/26/05	HFMNP1AU
		Dilution Factor: 1	Analysis Time..: 13:59	Instrument ID..: I5	
		Analyst ID.....: 002260			
Beryllium	108	(75 - 125)	SW846 6010B	07/21-07/26/05	HFMNP1A8
		Dilution Factor: 1	Analysis Time..: 13:59	Instrument ID..: I5	
		Analyst ID.....: 002260			
Cadmium	101	(75 - 125)	SW846 6010B	07/21-07/26/05	HFMNP1CC
		Dilution Factor: 1	Analysis Time..: 13:59	Instrument ID..: I5	
		Analyst ID.....: 002260			
Calcium	95	(75 - 125)	SW846 6010B	07/21-07/26/05	HFMNP1CF
		Dilution Factor: 1	Analysis Time..: 13:59	Instrument ID..: I5	
		Analyst ID.....: 002260			
Chromium	103	(75 - 125)	SW846 6010B	07/21-07/26/05	HFMNP1CJ
		Dilution Factor: 1	Analysis Time..: 13:59	Instrument ID..: I5	
		Analyst ID.....: 002260			

(Continued on next page)

MATRIX SPIKE SAMPLE EVALUATION REPORT

TOTAL Metals

Client Lot #...: A5G160111 **Matrix.....:** WG
Date Sampled...: 07/15/05 09:03 **Date Received..:** 07/15/05

PARAMETER	PERCENT RECOVERY	RECOVERY LIMITS	METHOD	PREPARATION-ANALYSIS DATE	WORK ORDER #
Cobalt	102	(75 - 125)	SW846 6010B	07/21-07/26/05	HFMNP1CM
		Dilution Factor: 1	Analysis Time..: 13:59	Instrument ID..: I5	
		Analyst ID.....: 002260			
Copper	107	(75 - 125)	SW846 6010B	07/21-07/26/05	HFMNP1CQ
		Dilution Factor: 1	Analysis Time..: 13:59	Instrument ID..: I5	
		Analyst ID.....: 002260			
Iron	109	(75 - 125)	SW846 6010B	07/21-07/26/05	HFMNP1CU
		Dilution Factor: 1	Analysis Time..: 13:59	Instrument ID..: I5	
		Analyst ID.....: 002260			
Magnesium	101	(75 - 125)	SW846 6010B	07/21-07/26/05	HFMNP1CX
		Dilution Factor: 1	Analysis Time..: 13:59	Instrument ID..: I5	
		Analyst ID.....: 002260			
Manganese	100	(75 - 125)	SW846 6010B	07/21-07/26/05	HFMNP1C2
		Dilution Factor: 1	Analysis Time..: 13:59	Instrument ID..: I5	
		Analyst ID.....: 002260			
Nickel	98	(75 - 125)	SW846 6010B	07/21-07/26/05	HFMNP1C5
		Dilution Factor: 1	Analysis Time..: 13:59	Instrument ID..: I5	
		Analyst ID.....: 002260			
Potassium	103	(75 - 125)	SW846 6010B	07/21-07/26/05	HFMNP1C8
		Dilution Factor: 1	Analysis Time..: 13:59	Instrument ID..: I5	
		Analyst ID.....: 002260			
Silver	117	(75 - 125)	SW846 6010B	07/21-07/26/05	HFMNP1DC
		Dilution Factor: 1	Analysis Time..: 13:59	Instrument ID..: I5	
		Analyst ID.....: 002260			
Sodium	100	(75 - 125)	SW846 6010B	07/21-07/26/05	HFMNP1DF
		Dilution Factor: 1	Analysis Time..: 13:59	Instrument ID..: I5	
		Analyst ID.....: 002260			
Vanadium	101	(75 - 125)	SW846 6010B	07/21-07/26/05	HFMNP1DJ
		Dilution Factor: 1	Analysis Time..: 13:59	Instrument ID..: I5	
		Analyst ID.....: 002260			
Zinc	105	(75 - 125)	SW846 6010B	07/21-07/26/05	HFMNP1AC
		Dilution Factor: 1	Analysis Time..: 13:59	Instrument ID..: I5	
		Analyst ID.....: 002260			

(Continued on next page)

MATRIX SPIKE SAMPLE EVALUATION REPORT

TOTAL Metals

Client Lot #...: A5G160111 **Matrix.....:** WG
Date Sampled...: 07/15/05 09:03 **Date Received..:** 07/15/05

PARAMETER	PERCENT RECOVERY	RECOVERY LIMITS	METHOD	PREPARATION-ANALYSIS DATE	WORK ORDER #
Mercury	114	(68 - 149)	SW846 7470A	07/21/05	HFMNP1AJ
		Dilution Factor: 1	Analysis Time..: 14:54		Instrument ID..: H1
		Analyst ID.....: 001086			
Thallium	95	(70 - 130)	SW846 6020	07/21-07/25/05	HFMNP1AF
		Dilution Factor: 1	Analysis Time..: 17:49		Instrument ID..: I7
		Analyst ID.....: 001619			

NOTE(S):

Calculations are performed before rounding to avoid round-off errors in calculated results.

N Spiked analyte recovery is outside stated control limits.

MATRIX SPIKE SAMPLE DATA REPORT

TOTAL Metals

Client Lot #...: A5G160111 **Matrix.....:** WG
Date Sampled...: 07/15/05 09:03 **Date Received..:** 07/15/05

PARAMETER	SAMPLE AMOUNT	SPIKE AMT	MEASURED AMOUNT		UNITS	PERCENT RECOVERY	METHOD	PREPARATION-ANALYSIS DATE	WORK ORDER #
MS Lot-Sample #: A5G160111-004 **Prep Batch #...:** 5202020									
Aluminum	797	2000	2130	N	ug/L	67	SW846 6010B	07/21-07/26/05	HFMNP1AX
			Dilution Factor: 1		Analysis Time..: 13:59		Instrument ID..: I5		
			Analyst ID.....: 002260						
Arsenic	4.8	2000	1980		ug/L	99	SW846 6010B	07/21-07/26/05	HFMNP1AM
			Dilution Factor: 1		Analysis Time..: 13:59		Instrument ID..: I5		
			Analyst ID.....: 002260						
Antimony	ND	500	502		ug/L	100	SW846 6010B	07/21-07/26/05	HFMNP1A2
			Dilution Factor: 1		Analysis Time..: 13:59		Instrument ID..: I5		
			Analyst ID.....: 002260						
Lead	ND	500	518		ug/L	104	SW846 6010B	07/21-07/26/05	HFMNP1AQ
			Dilution Factor: 1		Analysis Time..: 13:59		Instrument ID..: I5		
			Analyst ID.....: 002260						
Barium	39.4	2000	2100		ug/L	103	SW846 6010B	07/21-07/26/05	HFMNP1A5
			Dilution Factor: 1		Analysis Time..: 13:59		Instrument ID..: I5		
			Analyst ID.....: 002260						
Selenium	2.7	2000	2040		ug/L	102	SW846 6010B	07/21-07/26/05	HFMNP1AU
			Dilution Factor: 1		Analysis Time..: 13:59		Instrument ID..: I5		
			Analyst ID.....: 002260						
Beryllium	ND	50.0	53.9		ug/L	108	SW846 6010B	07/21-07/26/05	HFMNP1A8
			Dilution Factor: 1		Analysis Time..: 13:59		Instrument ID..: I5		
			Analyst ID.....: 002260						
Cadmium	ND	50.0	50.7		ug/L	101	SW846 6010B	07/21-07/26/05	HFMNP1CC
			Dilution Factor: 1		Analysis Time..: 13:59		Instrument ID..: I5		
			Analyst ID.....: 002260						
Calcium	67100	50000	115000		ug/L	95	SW846 6010B	07/21-07/26/05	HFMNP1CF
			Dilution Factor: 1		Analysis Time..: 13:59		Instrument ID..: I5		
			Analyst ID.....: 002260						
Chromium	ND	200	205		ug/L	103	SW846 6010B	07/21-07/26/05	HFMNP1CJ
			Dilution Factor: 1		Analysis Time..: 13:59		Instrument ID..: I5		
			Analyst ID.....: 002260						

(Continued on next page)

MATRIX SPIKE SAMPLE DATA REPORT

TOTAL Metals

Client Lot #...: A5G160111 **Matrix.....:** WG
Date Sampled...: 07/15/05 09:03 **Date Received..:** 07/15/05

PARAMETER	SAMPLE AMOUNT	SPIKE AMT	MEASURED AMOUNT	UNITS	PERCENT RECOVERY	METHOD	PREPARATION-ANALYSIS DATE	WORK ORDER #
Cobalt	ND	500	510	ug/L	102	SW846 6010B	07/21-07/26/05	HFMNP1CM
			Dilution Factor: 1		Analysis Time..: 13:59		Instrument ID..: I5	
			Analyst ID.....: 002260					
Copper	ND	250	268	ug/L	107	SW846 6010B	07/21-07/26/05	HFMNP1CQ
			Dilution Factor: 1		Analysis Time..: 13:59		Instrument ID..: I5	
			Analyst ID.....: 002260					
Iron	286	1000	1370	ug/L	109	SW846 6010B	07/21-07/26/05	HFMNP1CU
			Dilution Factor: 1		Analysis Time..: 13:59		Instrument ID..: I5	
			Analyst ID.....: 002260					
Magnesium	17000	50000	67400	ug/L	101	SW846 6010B	07/21-07/26/05	HFMNP1CX
			Dilution Factor: 1		Analysis Time..: 13:59		Instrument ID..: I5	
			Analyst ID.....: 002260					
Manganese	125	500	624	ug/L	100	SW846 6010B	07/21-07/26/05	HFMNP1C2
			Dilution Factor: 1		Analysis Time..: 13:59		Instrument ID..: I5	
			Analyst ID.....: 002260					
Nickel	ND	500	490	ug/L	98	SW846 6010B	07/21-07/26/05	HFMNP1C5
			Dilution Factor: 1		Analysis Time..: 13:59		Instrument ID..: I5	
			Analyst ID.....: 002260					
Potassium	1130	50000	52800	ug/L	103	SW846 6010B	07/21-07/26/05	HFMNP1C8
			Dilution Factor: 1		Analysis Time..: 13:59		Instrument ID..: I5	
			Analyst ID.....: 002260					
Silver	ND	50.0	58.6	ug/L	117	SW846 6010B	07/21-07/26/05	HFMNP1DC
			Dilution Factor: 1		Analysis Time..: 13:59		Instrument ID..: I5	
			Analyst ID.....: 002260					
Sodium	4740	50000	54800	ug/L	100	SW846 6010B	07/21-07/26/05	HFMNP1DF
			Dilution Factor: 1		Analysis Time..: 13:59		Instrument ID..: I5	
			Analyst ID.....: 002260					
Vanadium	ND	500	507	ug/L	101	SW846 6010B	07/21-07/26/05	HFMNP1DJ
			Dilution Factor: 1		Analysis Time..: 13:59		Instrument ID..: I5	
			Analyst ID.....: 002260					
Zinc	ND	500	523	ug/L	105	SW846 6010B	07/21-07/26/05	HFMNP1AC
			Dilution Factor: 1		Analysis Time..: 13:59		Instrument ID..: I5	
			Analyst ID.....: 002260					

(Continued on next page)

MATRIX SPIKE SAMPLE DATA REPORT

TOTAL Metals

Client Lot #...: A5G160111 **Matrix.....:** WG
Date Sampled...: 07/15/05 09:03 **Date Received..:** 07/15/05

PARAMETER	SAMPLE AMOUNT	SPIKE AMT	MEASURED AMOUNT	UNITS	PERCENT RECOVERY	METHOD	PREPARATION-ANALYSIS DATE	WORK ORDER #
Mercury	ND	1.0	1.1	ug/L	114	SW846 7470A	07/21/05	HFMNP1AJ
			Dilution Factor: 1		Analysis Time..: 14:54		Instrument ID..: H1	
			Analyst ID.....: 001086					
Thallium	ND	100	94.9	ug/L	95	SW846 6020	07/21-07/25/05	HFMNP1AF
			Dilution Factor: 1		Analysis Time..: 17:49		Instrument ID..: I7	
			Analyst ID.....: 001619					

NOTE(S):

Calculations are performed before rounding to avoid round-off errors in calculated results.

N Spiked analyte recovery is outside stated control limits.

MATRIX SPIKE SAMPLE EVALUATION REPORT

TOTAL Metals

Client Lot #...: A5G160111 **Matrix.....:** WG
Date Sampled...: 07/15/05 10:41 **Date Received..:** 07/15/05

PARAMETER	PERCENT RECOVERY	RECOVERY LIMITS	METHOD	PREPARATION-ANALYSIS DATE	WORK ORDER #
MS Lot-Sample #: A5G160111-008 **Prep Batch #...:** 5202020					
Aluminum	107	(75 - 125)	SW846 6010B	07/21-07/26/05	HFMNV1CN
		Dilution Factor: 1	Analysis Time..: 14:24	Instrument ID..: I5	
		Analyst ID.....: 002260			
Arsenic	98	(75 - 125)	SW846 6010B	07/21-07/26/05	HFMNV1CG
		Dilution Factor: 1	Analysis Time..: 14:24	Instrument ID..: I5	
		Analyst ID.....: 002260			
Antimony	100	(75 - 125)	SW846 6010B	07/21-07/26/05	HFMNV1CQ
		Dilution Factor: 1	Analysis Time..: 14:24	Instrument ID..: I5	
		Analyst ID.....: 002260			
Lead	103	(75 - 125)	SW846 6010B	07/21-07/26/05	HFMNV1CJ
		Dilution Factor: 1	Analysis Time..: 14:24	Instrument ID..: I5	
		Analyst ID.....: 002260			
Barium	103	(75 - 125)	SW846 6010B	07/21-07/26/05	HFMNV1CT
		Dilution Factor: 1	Analysis Time..: 14:24	Instrument ID..: I5	
		Analyst ID.....: 002260			
Selenium	101	(75 - 125)	SW846 6010B	07/21-07/26/05	HFMNV1CL
		Dilution Factor: 1	Analysis Time..: 14:24	Instrument ID..: I5	
		Analyst ID.....: 002260			
Beryllium	108	(75 - 125)	SW846 6010B	07/21-07/26/05	HFMNV1CV
		Dilution Factor: 1	Analysis Time..: 14:24	Instrument ID..: I5	
		Analyst ID.....: 002260			
Cadmium	101	(75 - 125)	SW846 6010B	07/21-07/26/05	HFMNV1CX
		Dilution Factor: 1	Analysis Time..: 14:24	Instrument ID..: I5	
		Analyst ID.....: 002260			
Calcium	97	(75 - 125)	SW846 6010B	07/21-07/26/05	HFMNV1C1
		Dilution Factor: 1	Analysis Time..: 14:24	Instrument ID..: I5	
		Analyst ID.....: 002260			
Chromium	102	(75 - 125)	SW846 6010B	07/21-07/26/05	HFMNV1C3
		Dilution Factor: 1	Analysis Time..: 14:24	Instrument ID..: I5	
		Analyst ID.....: 002260			

(Continued on next page)

MATRIX SPIKE SAMPLE EVALUATION REPORT

TOTAL Metals

Client Lot #...: A5G160111 **Matrix.....:** WG
Date Sampled...: 07/15/05 10:41 **Date Received..:** 07/15/05

PARAMETER	PERCENT RECOVERY	RECOVERY LIMITS	METHOD	PREPARATION-ANALYSIS DATE	WORK ORDER #
Cobalt	102	(75 - 125)	SW846 6010B	07/21-07/26/05	HFMNV1C5
		Dilution Factor: 1	Analysis Time..: 14:24	Instrument ID..: I5	
		Analyst ID.....: 002260			
Copper	108	(75 - 125)	SW846 6010B	07/21-07/26/05	HFMNV1C7
		Dilution Factor: 1	Analysis Time..: 14:24	Instrument ID..: I5	
		Analyst ID.....: 002260			
Iron	NC,MSB	(75 - 125)	SW846 6010B	07/21-07/26/05	HFMNV1C9
		Dilution Factor: 1	Analysis Time..: 14:24	Instrument ID..: I5	
		Analyst ID.....: 002260			
Magnesium	99	(75 - 125)	SW846 6010B	07/21-07/26/05	HFMNV1DC
		Dilution Factor: 1	Analysis Time..: 14:24	Instrument ID..: I5	
		Analyst ID.....: 002260			
Manganese	84	(75 - 125)	SW846 6010B	07/21-07/26/05	HFMNV1DE
		Dilution Factor: 1	Analysis Time..: 14:24	Instrument ID..: I5	
		Analyst ID.....: 002260			
Nickel	100	(75 - 125)	SW846 6010B	07/21-07/26/05	HFMNV1DG
		Dilution Factor: 1	Analysis Time..: 14:24	Instrument ID..: I5	
		Analyst ID.....: 002260			
Potassium	104	(75 - 125)	SW846 6010B	07/21-07/26/05	HFMNV1DJ
		Dilution Factor: 1	Analysis Time..: 14:24	Instrument ID..: I5	
		Analyst ID.....: 002260			
Silver	117	(75 - 125)	SW846 6010B	07/21-07/26/05	HFMNV1A3
		Dilution Factor: 1	Analysis Time..: 14:24	Instrument ID..: I5	
		Analyst ID.....: 002260			
Sodium	101	(75 - 125)	SW846 6010B	07/21-07/26/05	HFMNV1A5
		Dilution Factor: 1	Analysis Time..: 14:24	Instrument ID..: I5	
		Analyst ID.....: 002260			
Vanadium	100	(75 - 125)	SW846 6010B	07/21-07/26/05	HFMNV1A7
		Dilution Factor: 1	Analysis Time..: 14:24	Instrument ID..: I5	
		Analyst ID.....: 002260			
Zinc	103	(75 - 125)	SW846 6010B	07/21-07/26/05	HFMNV1A9
		Dilution Factor: 1	Analysis Time..: 14:24	Instrument ID..: I5	
		Analyst ID.....: 002260			

(Continued on next page)

MATRIX SPIKE SAMPLE EVALUATION REPORT

TOTAL Metals

Client Lot #...: A5G160111 **Matrix.....:** WG
Date Sampled...: 07/15/05 10:41 **Date Received..:** 07/15/05

PARAMETER	PERCENT RECOVERY	RECOVERY LIMITS	METHOD	PREPARATION-ANALYSIS DATE	WORK ORDER #
Mercury	116	(68 - 149)	SW846 7470A	07/21/05	HFMNV1CE
		Dilution Factor: 1	Analysis Time..: 14:47		Instrument ID..: H1
		Analyst ID.....: 001086			
Thallium	96	(70 - 130)	SW846 6020	07/21-07/25/05	HFMNV1CC
		Dilution Factor: 1	Analysis Time..: 18:18		Instrument ID..: I7
		Analyst ID.....: 001619			

NOTE(S):

Calculations are performed before rounding to avoid round-off errors in calculated results.

NC The recovery and/or RPD were not calculated.

MSB The recovery and RPD were not calculated because the sample amount was greater than four times the spike amount.

MATRIX SPIKE SAMPLE DATA REPORT

TOTAL Metals

Client Lot #...: A5G160111 **Matrix.....:** WG
Date Sampled...: 07/15/05 10:41 **Date Received..:** 07/15/05

PARAMETER	SAMPLE AMOUNT	SPIKE AMT	MEASURED AMOUNT	UNITS	PERCENT RECOVERY	METHOD	PREPARATION-ANALYSIS DATE	WORK ORDER #
MS Lot-Sample #: A5G160111-008 **Prep Batch #...:** 5202020								
Aluminum	ND	2000	2150	ug/L	107	SW846 6010B	07/21-07/26/05	HFMNV1CN
			Dilution Factor: 1		Analysis Time..: 14:24		Instrument ID..: I5	
			Analyst ID.....: 002260					
Arsenic	15.7	2000	1980	ug/L	98	SW846 6010B	07/21-07/26/05	HFMNV1CG
			Dilution Factor: 1		Analysis Time..: 14:24		Instrument ID..: I5	
			Analyst ID.....: 002260					
Antimony	ND	500	499	ug/L	100	SW846 6010B	07/21-07/26/05	HFMNV1CQ
			Dilution Factor: 1		Analysis Time..: 14:24		Instrument ID..: I5	
			Analyst ID.....: 002260					
Lead	ND	500	514	ug/L	103	SW846 6010B	07/21-07/26/05	HFMNV1CJ
			Dilution Factor: 1		Analysis Time..: 14:24		Instrument ID..: I5	
			Analyst ID.....: 002260					
Barium	18.4	2000	2070	ug/L	103	SW846 6010B	07/21-07/26/05	HFMNV1CT
			Dilution Factor: 1		Analysis Time..: 14:24		Instrument ID..: I5	
			Analyst ID.....: 002260					
Selenium	ND	2000	2020	ug/L	101	SW846 6010B	07/21-07/26/05	HFMNV1CL
			Dilution Factor: 1		Analysis Time..: 14:24		Instrument ID..: I5	
			Analyst ID.....: 002260					
Beryllium	ND	50.0	53.8	ug/L	108	SW846 6010B	07/21-07/26/05	HFMNV1CV
			Dilution Factor: 1		Analysis Time..: 14:24		Instrument ID..: I5	
			Analyst ID.....: 002260					
Cadmium	ND	50.0	50.6	ug/L	101	SW846 6010B	07/21-07/26/05	HFMNV1CX
			Dilution Factor: 1		Analysis Time..: 14:24		Instrument ID..: I5	
			Analyst ID.....: 002260					
Calcium	29400	50000	77800	ug/L	97	SW846 6010B	07/21-07/26/05	HFMNV1C1
			Dilution Factor: 1		Analysis Time..: 14:24		Instrument ID..: I5	
			Analyst ID.....: 002260					
Chromium	ND	200	204	ug/L	102	SW846 6010B	07/21-07/26/05	HFMNV1C3
			Dilution Factor: 1		Analysis Time..: 14:24		Instrument ID..: I5	
			Analyst ID.....: 002260					

(Continued on next page)

MATRIX SPIKE SAMPLE DATA REPORT

TOTAL Metals

Client Lot #...: A5G160111 **Matrix.....:** WG
Date Sampled...: 07/15/05 10:41 **Date Received..:** 07/15/05

PARAMETER	SAMPLE AMOUNT	SPIKE AMT	MEASURED AMOUNT	UNITS	PERCENT RECOVERY	METHOD	PREPARATION-ANALYSIS DATE	WORK ORDER #
Cobalt	2.7	500	511	ug/L	102	SW846 6010B	07/21-07/26/05	HFMNV1C5
			Dilution Factor: 1		Analysis Time..: 14:24		Instrument ID..: I5	
			Analyst ID.....: 002260					
Copper	ND	250	269	ug/L	108	SW846 6010B	07/21-07/26/05	HFMNV1C7
			Dilution Factor: 1		Analysis Time..: 14:24		Instrument ID..: I5	
			Analyst ID.....: 002260					
Iron	4340	1000	5110	ug/L		SW846 6010B	07/21-07/26/05	HFMNV1C9
			Qualifiers: NC,MSB					
			Dilution Factor: 1		Analysis Time..: 14:24		Instrument ID..: I5	
			Analyst ID.....: 002260					
Magnesium	12600	50000	62100	ug/L	99	SW846 6010B	07/21-07/26/05	HFMNV1DC
			Dilution Factor: 1		Analysis Time..: 14:24		Instrument ID..: I5	
			Analyst ID.....: 002260					
Manganese	1280	500	1700	ug/L	84	SW846 6010B	07/21-07/26/05	HFMNV1DE
			Dilution Factor: 1		Analysis Time..: 14:24		Instrument ID..: I5	
			Analyst ID.....: 002260					
Nickel	3.5	500	501	ug/L	100	SW846 6010B	07/21-07/26/05	HFMNV1DG
			Dilution Factor: 1		Analysis Time..: 14:24		Instrument ID..: I5	
			Analyst ID.....: 002260					
Potassium	642	50000	52600	ug/L	104	SW846 6010B	07/21-07/26/05	HFMNV1DJ
			Dilution Factor: 1		Analysis Time..: 14:24		Instrument ID..: I5	
			Analyst ID.....: 002260					
Silver	ND	50.0	58.3	ug/L	117	SW846 6010B	07/21-07/26/05	HFMNV1A3
			Dilution Factor: 1		Analysis Time..: 14:24		Instrument ID..: I5	
			Analyst ID.....: 002260					
Sodium	4180	50000	54600	ug/L	101	SW846 6010B	07/21-07/26/05	HFMNV1A5
			Dilution Factor: 1		Analysis Time..: 14:24		Instrument ID..: I5	
			Analyst ID.....: 002260					
Vanadium	ND	500	500	ug/L	100	SW846 6010B	07/21-07/26/05	HFMNV1A7
			Dilution Factor: 1		Analysis Time..: 14:24		Instrument ID..: I5	
			Analyst ID.....: 002260					
Zinc	ND	500	513	ug/L	103	SW846 6010B	07/21-07/26/05	HFMNV1A9
			Dilution Factor: 1		Analysis Time..: 14:24		Instrument ID..: I5	
			Analyst ID.....: 002260					

(Continued on next page)

MATRIX SPIKE SAMPLE DATA REPORT

TOTAL Metals

Client Lot #...: A5G160111 **Matrix.....:** WG
Date Sampled...: 07/15/05 10:41 **Date Received..:** 07/15/05

PARAMETER	SAMPLE AMOUNT	SPIKE AMT	MEASURED AMOUNT	UNITS	PERCENT RECOVERY	METHOD	PREPARATION-ANALYSIS DATE	WORK ORDER #
Mercury	ND	1.0	1.2	ug/L	116	SW846 7470A	07/21/05	HFMNV1CE
			Dilution Factor: 1		Analysis Time..: 14:47		Instrument ID..: H1	
			Analyst ID.....: 001086					
Thallium	ND	100	95.7	ug/L	96	SW846 6020	07/21-07/25/05	HFMNV1CC
			Dilution Factor: 1		Analysis Time..: 18:18		Instrument ID..: I7	
			Analyst ID.....: 001619					

NOTE(S):

Calculations are performed before rounding to avoid round-off errors in calculated results.

NC The recovery and/or RPD were not calculated.

MSB The recovery and RPD were not calculated because the sample amount was greater than four times the spike amount.

SAMPLE DUPLICATE EVALUATION REPORT

Metals

Client Lot #...: A5G160111 **Work Order #...:** HFMNP-SMP **Matrix.....:** WG
HFMNP-DUP
Date Sampled...: 07/15/05 09:03 **Date Received..:** 07/15/05

PARAM	RESULT	DUPLICATE RESULT	UNITS	RPD	RPD LIMIT	METHOD	PREPARATION-ANALYSIS DATE	PREP BATCH #
Aluminum						SD Lot-Sample #: A5G160111-004		
	797	ND	ug/L	200	(0-20)	SW846 6010B	07/21-07/26/05	5202020
		Dilution Factor: 1				Analysis Time..: 13:59	Analyst ID.....: 002260	
		Instrument ID..: I5						
Arsenic						SD Lot-Sample #: A5G160111-004		
	4.8 B	ND	ug/L	200	(0-20)	SW846 6010B	07/21-07/26/05	5202020
		Dilution Factor: 1				Analysis Time..: 13:59	Analyst ID.....: 002260	
		Instrument ID..: I5						
Lead						SD Lot-Sample #: A5G160111-004		
	ND	ND	ug/L	0	(0-20)	SW846 6010B	07/21-07/26/05	5202020
		Dilution Factor: 1				Analysis Time..: 13:59	Analyst ID.....: 002260	
		Instrument ID..: I5						
Antimony						SD Lot-Sample #: A5G160111-004		
	ND	ND	ug/L	0	(0-20)	SW846 6010B	07/21-07/26/05	5202020
		Dilution Factor: 1				Analysis Time..: 13:59	Analyst ID.....: 002260	
		Instrument ID..: I5						
Barium						SD Lot-Sample #: A5G160111-004		
	39.4	36.9	ug/L	6.7	(0-20)	SW846 6010B	07/21-07/26/05	5202020
		Dilution Factor: 1				Analysis Time..: 13:59	Analyst ID.....: 002260	
		Instrument ID..: I5						
Selenium						SD Lot-Sample #: A5G160111-004		
	2.7 B	ND	ug/L	200	(0-20)	SW846 6010B	07/21-07/26/05	5202020
		Dilution Factor: 1				Analysis Time..: 13:59	Analyst ID.....: 002260	
		Instrument ID..: I5						
Beryllium						SD Lot-Sample #: A5G160111-004		
	ND	ND	ug/L	0	(0-20)	SW846 6010B	07/21-07/26/05	5202020
		Dilution Factor: 1				Analysis Time..: 13:59	Analyst ID.....: 002260	
		Instrument ID..: I5						
Cadmium						SD Lot-Sample #: A5G160111-004		
	ND	ND	ug/L	0	(0-20)	SW846 6010B	07/21-07/26/05	5202020
		Dilution Factor: 1				Analysis Time..: 13:59	Analyst ID.....: 002260	
		Instrument ID..: I5						
Calcium						SD Lot-Sample #: A5G160111-004		
	67100	64800	ug/L	3.4	(0-20)	SW846 6010B	07/21-07/26/05	5202020
		Dilution Factor: 1				Analysis Time..: 13:59	Analyst ID.....: 002260	
		Instrument ID..: I5						

(Continued on next page)

SAMPLE DUPLICATE EVALUATION REPORT

Metals

Lot-Sample #...: A5G160111-000 **Work Order #...:** HFMNP-SMP HFMNP-DUP **Matrix.....:** WG

PARAM	RESULT	DUPLICATE RESULT	UNITS	RPD	RPD LIMIT	METHOD	PREPARATION-ANALYSIS DATE	PREP BATCH #
Chromium						SD Lot-Sample #: A5G160111-004		
	ND	ND	ug/L	0	(0-20)	SW846 6010B	07/21-07/26/05	5202020
		Dilution Factor: 1				Analysis Time..: 13:59	Analyst ID.....: 002260	
		Instrument ID..: I5						
Cobalt						SD Lot-Sample #: A5G160111-004		
	ND	ND	ug/L	0	(0-20)	SW846 6010B	07/21-07/26/05	5202020
		Dilution Factor: 1				Analysis Time..: 13:59	Analyst ID.....: 002260	
		Instrument ID..: I5						
Copper						SD Lot-Sample #: A5G160111-004		
	ND	ND	ug/L	0	(0-20)	SW846 6010B	07/21-07/26/05	5202020
		Dilution Factor: 1				Analysis Time..: 13:59	Analyst ID.....: 002260	
		Instrument ID..: I5						
Iron						SD Lot-Sample #: A5G160111-004		
	286 B,J	257 B	ug/L	11	(0-20)	SW846 6010B	07/21-07/26/05	5202020
		Dilution Factor: 1				Analysis Time..: 13:59	Analyst ID.....: 002260	
		Instrument ID..: I5						
Magnesium						SD Lot-Sample #: A5G160111-004		
	17000	16800	ug/L	1.2	(0-20)	SW846 6010B	07/21-07/26/05	5202020
		Dilution Factor: 1				Analysis Time..: 13:59	Analyst ID.....: 002260	
		Instrument ID..: I5						
Manganese						SD Lot-Sample #: A5G160111-004		
	125 J	124	ug/L	1.5	(0-20)	SW846 6010B	07/21-07/26/05	5202020
		Dilution Factor: 1				Analysis Time..: 13:59	Analyst ID.....: 002260	
		Instrument ID..: I5						
Nickel						SD Lot-Sample #: A5G160111-004		
	ND	ND	ug/L	0	(0-20)	SW846 6010B	07/21-07/26/05	5202020
		Dilution Factor: 1				Analysis Time..: 13:59	Analyst ID.....: 002260	
		Instrument ID..: I5						
Potassium						SD Lot-Sample #: A5G160111-004		
	1130 B,J,E	1100 B	ug/L	2.2	(0-20)	SW846 6010B	07/21-07/26/05	5202020
		Dilution Factor: 1				Analysis Time..: 13:59	Analyst ID.....: 002260	
		Instrument ID..: I5						
Silver						SD Lot-Sample #: A5G160111-004		
	ND	ND	ug/L	0	(0-20)	SW846 6010B	07/21-07/26/05	5202020
		Dilution Factor: 1				Analysis Time..: 13:59	Analyst ID.....: 002260	
		Instrument ID..: I5						

(Continued on next page)

SAMPLE DUPLICATE EVALUATION REPORT

Metals

Lot-Sample #...: A5G160111-000 **Work Order #...:** HFMNP-SMP HFMNP-DUP **Matrix.....:** WG

PARAM	RESULT	DUPLICATE RESULT	UNITS	RPD	RPD LIMIT	METHOD	PREPARATION-ANALYSIS DATE	PREP BATCH #
Sodium						SD Lot-Sample #: A5G160111-004		
	4740	4460	ug/L	6.1	(0-20)	SW846 6010B	07/21-07/26/05	5202020
		Dilution Factor: 1				Analysis Time..: 13:59	Analyst ID.....: 002260	
		Instrument ID..: I5						
Vanadium						SD Lot-Sample #: A5G160111-004		
	ND	ND	ug/L	0	(0-20)	SW846 6010B	07/21-07/26/05	5202020
		Dilution Factor: 1				Analysis Time..: 13:59	Analyst ID.....: 002260	
		Instrument ID..: I5						
Zinc						SD Lot-Sample #: A5G160111-004		
	ND	ND	ug/L	0	(0-20)	SW846 6010B	07/21-07/26/05	5202020
		Dilution Factor: 1				Analysis Time..: 13:59	Analyst ID.....: 002260	
		Instrument ID..: I5						
Mercury						SD Lot-Sample #: A5G160111-004		
	ND	ND	ug/L	0	(0-20)	SW846 7470A	07/21/05	5202020
		Dilution Factor: 1				Analysis Time..: 14:54	Analyst ID.....: 001086	
		Instrument ID..: H1						
Thallium						SD Lot-Sample #: A5G160111-004		
	ND	ND	ug/L	0	(0-20)	SW846 6020	07/21-07/25/05	5202020
		Dilution Factor: 1				Analysis Time..: 17:49	Analyst ID.....: 001619	
		Instrument ID..: I7						

NOTE(S):

Calculations are performed before rounding to avoid round-off errors in calculated results.

B Estimated result. Result is less than RL.

J Method blank contamination. The associated method blank contains the target analyte at a reportable level.

E Matrix interference.

SAMPLE DUPLICATE EVALUATION REPORT

Metals

Client Lot #...: A5G160111 **Work Order #...:** HFMNV-SMP HFMNV-DUP **Matrix.....:** WG

Date Sampled...: 07/15/05 10:41 **Date Received..:** 07/15/05

PARAM	RESULT	DUPLICATE RESULT	UNITS	RPD	RPD LIMIT	METHOD	PREPARATION-ANALYSIS DATE	PREP BATCH #
Aluminum						SD Lot-Sample #: A5G160111-008		
	ND	ND	ug/L	0	(0-20)	SW846 6010B	07/21-07/26/05	5202020
		Dilution Factor: 1				Analysis Time..: 14:24	Analyst ID.....: 002260	
		Instrument ID..: I5						
Arsenic						SD Lot-Sample #: A5G160111-008		
	15.7	13.8	ug/L	13	(0-20)	SW846 6010B	07/21-07/26/05	5202020
		Dilution Factor: 1				Analysis Time..: 14:24	Analyst ID.....: 002260	
		Instrument ID..: I5						
Lead						SD Lot-Sample #: A5G160111-008		
	ND	ND	ug/L	0	(0-20)	SW846 6010B	07/21-07/26/05	5202020
		Dilution Factor: 1				Analysis Time..: 14:24	Analyst ID.....: 002260	
		Instrument ID..: I5						
Antimony						SD Lot-Sample #: A5G160111-008		
	ND	ND	ug/L	0	(0-20)	SW846 6010B	07/21-07/26/05	5202020
		Dilution Factor: 1				Analysis Time..: 14:24	Analyst ID.....: 002260	
		Instrument ID..: I5						
Barium						SD Lot-Sample #: A5G160111-008		
	18.4	17.2	ug/L	6.4	(0-20)	SW846 6010B	07/21-07/26/05	5202020
		Dilution Factor: 1				Analysis Time..: 14:24	Analyst ID.....: 002260	
		Instrument ID..: I5						
Selenium						SD Lot-Sample #: A5G160111-008		
	ND	ND	ug/L	0	(0-20)	SW846 6010B	07/21-07/26/05	5202020
		Dilution Factor: 1				Analysis Time..: 14:24	Analyst ID.....: 002260	
		Instrument ID..: I5						
Beryllium						SD Lot-Sample #: A5G160111-008		
	ND	ND	ug/L	0	(0-20)	SW846 6010B	07/21-07/26/05	5202020
		Dilution Factor: 1				Analysis Time..: 14:24	Analyst ID.....: 002260	
		Instrument ID..: I5						
Cadmium						SD Lot-Sample #: A5G160111-008		
	ND	ND	ug/L	0	(0-20)	SW846 6010B	07/21-07/26/05	5202020
		Dilution Factor: 1				Analysis Time..: 14:24	Analyst ID.....: 002260	
		Instrument ID..: I5						
Calcium						SD Lot-Sample #: A5G160111-008		
	29400	27800	ug/L	5.7	(0-20)	SW846 6010B	07/21-07/26/05	5202020
		Dilution Factor: 1				Analysis Time..: 14:24	Analyst ID.....: 002260	
		Instrument ID..: I5						

(Continued on next page)

SAMPLE DUPLICATE EVALUATION REPORT

Metals

Lot-Sample #...: A5G160111-000 **Work Order #...:** HFMNV-SMP HFMNV-DUP **Matrix.....:** WG

PARAM	RESULT	DUPLICATE RESULT	UNITS	RPD	RPD LIMIT	METHOD	PREPARATION-ANALYSIS DATE	PREP BATCH #
Chromium						SD Lot-Sample #: A5G160111-008		
	ND	ND	ug/L	0	(0-20)	SW846 6010B	07/21-07/26/05	5202020
		Dilution Factor: 1				Analysis Time..: 14:24	Analyst ID.....: 002260	
		Instrument ID..: I5						
Cobalt						SD Lot-Sample #: A5G160111-008		
	2.7 B	2.1 B	ug/L	25	(0-20)	SW846 6010B	07/21-07/26/05	5202020
		Dilution Factor: 1				Analysis Time..: 14:24	Analyst ID.....: 002260	
		Instrument ID..: I5						
Copper						SD Lot-Sample #: A5G160111-008		
	ND	ND	ug/L	0	(0-20)	SW846 6010B	07/21-07/26/05	5202020
		Dilution Factor: 1				Analysis Time..: 14:24	Analyst ID.....: 002260	
		Instrument ID..: I5						
Iron						SD Lot-Sample #: A5G160111-008		
	4340 J	4070	ug/L	6.4	(0-20)	SW846 6010B	07/21-07/26/05	5202020
		Dilution Factor: 1				Analysis Time..: 14:24	Analyst ID.....: 002260	
		Instrument ID..: I5						
Magnesium						SD Lot-Sample #: A5G160111-008		
	12600	11900	ug/L	6.2	(0-20)	SW846 6010B	07/21-07/26/05	5202020
		Dilution Factor: 1				Analysis Time..: 14:24	Analyst ID.....: 002260	
		Instrument ID..: I5						
Manganese						SD Lot-Sample #: A5G160111-008		
	1280 J	1210	ug/L	5.6	(0-20)	SW846 6010B	07/21-07/26/05	5202020
		Dilution Factor: 1				Analysis Time..: 14:24	Analyst ID.....: 002260	
		Instrument ID..: I5						
Nickel						SD Lot-Sample #: A5G160111-008		
	3.5 B	3.5 B	ug/L	0.20	(0-20)	SW846 6010B	07/21-07/26/05	5202020
		Dilution Factor: 1				Analysis Time..: 14:24	Analyst ID.....: 002260	
		Instrument ID..: I5						
Potassium						SD Lot-Sample #: A5G160111-008		
	642 B,J	605 B	ug/L	5.9	(0-20)	SW846 6010B	07/21-07/26/05	5202020
		Dilution Factor: 1				Analysis Time..: 14:24	Analyst ID.....: 002260	
		Instrument ID..: I5						
Silver						SD Lot-Sample #: A5G160111-008		
	ND	ND	ug/L	0	(0-20)	SW846 6010B	07/21-07/26/05	5202020
		Dilution Factor: 1				Analysis Time..: 14:24	Analyst ID.....: 002260	
		Instrument ID..: I5						

(Continued on next page)

SAMPLE DUPLICATE EVALUATION REPORT

Metals

Lot-Sample #...: A5G160111-000 **Work Order #...:** HFMNV-SMP HFMNV-DUP **Matrix.....:** WG

PARAM	RESULT	DUPLICATE RESULT	UNITS	RPD	RPD LIMIT	METHOD	PREPARATION-ANALYSIS DATE	PREP BATCH #
Sodium						SD Lot-Sample #: A5G160111-008		
	4180	3730	ug/L	11	(0-20)	SW846 6010B	07/21-07/26/05	5202020
		Dilution Factor: 1				Analysis Time..: 14:24	Analyst ID.....: 002260	
		Instrument ID..: I5						
Vanadium						SD Lot-Sample #: A5G160111-008		
	ND	ND	ug/L	0	(0-20)	SW846 6010B	07/21-07/26/05	5202020
		Dilution Factor: 1				Analysis Time..: 14:24	Analyst ID.....: 002260	
		Instrument ID..: I5						
Zinc						SD Lot-Sample #: A5G160111-008		
	ND	ND	ug/L	0	(0-20)	SW846 6010B	07/21-07/26/05	5202020
		Dilution Factor: 1				Analysis Time..: 14:24	Analyst ID.....: 002260	
		Instrument ID..: I5						
Mercury						SD Lot-Sample #: A5G160111-008		
	ND	ND	ug/L	0	(0-20)	SW846 7470A	07/21/05	5202020
		Dilution Factor: 1				Analysis Time..: 14:47	Analyst ID.....: 001086	
		Instrument ID..: H1						
Thallium						SD Lot-Sample #: A5G160111-008		
	ND	ND	ug/L	0	(0-20)	SW846 6020	07/21-07/25/05	5202020
		Dilution Factor: 1				Analysis Time..: 18:18	Analyst ID.....: 001619	
		Instrument ID..: I7						

NOTE(S):

Calculations are performed before rounding to avoid round-off errors in calculated results.

B Estimated result. Result is less than RL.

J Method blank contamination. The associated method blank contains the target analyte at a reportable level.

GENERAL CHEMISTRY DATA

SpecPro Inc

Client Sample ID: FWGWBGMW-009C-0082-GW

General Chemistry

Lot-Sample #...: A5G160111-001 **Work Order #...:** HFMNK **Matrix.....:** WG
Date Sampled...: 07/15/05 09:04 **Date Received..:** 07/15/05

PARAMETER	RESULT	RL	UNITS	METHOD	PREPARATION-ANALYSIS DATE	PREP BATCH #
Cyanide, Total	ND	0.010	mg/L	SW846 9012A	07/20/05	5201259
		Dilution Factor: 1				
Nitrocellulose	ND	0.50	mg/L	MCAWW 353.2	07/27-07/29/05	5208517
		Dilution Factor: 1				

SpecPro Inc

Client Sample ID: FWGWBGMW-007C-0081-GW

General Chemistry

Lot-Sample #...: A5G160111-003 **Work Order #...:** HFMNN **Matrix.....:** WG
Date Sampled...: 07/15/05 09:03 **Date Received..:** 07/15/05

PARAMETER	RESULT	RL	UNITS	METHOD	PREPARATION-ANALYSIS DATE	PREP BATCH #
Cyanide, Total	ND	0.010	mg/L	SW846 9012A	07/20/05	5201259
		Dilution Factor: 1				
Nitrocellulose	ND	0.50	mg/L	MCAWW 353.2	07/27-07/29/05	5208517
		Dilution Factor: 1				

SpecPro Inc

Client Sample ID: FWGDA2MW-107C-0079-GW

General Chemistry

Lot-Sample #...: A5G160111-005 **Work Order #...:** HFMNQ **Matrix.....:** WG
Date Sampled...: 07/15/05 09:15 **Date Received..:** 07/15/05

PARAMETER	RESULT	RL	UNITS	METHOD	PREPARATION-ANALYSIS DATE	PREP BATCH #
Cyanide, Total	ND	0.010	mg/L	SW846 9012A	07/20/05	5201259
		Dilution Factor: 1				
Nitrocellulose	**0.12 B**	**0.50**	**mg/L**	**MCAWW 353.2**	**07/27-07/29/05**	**5208517**
		Dilution Factor: 1				

NOTE(S):

RL Reporting Limit

B Estimated result. Result is less than RL.

SpecPro Inc

Client Sample ID: FWGLL2MW-263C-0066-GW

General Chemistry

Lot-Sample #...: A5G160111-007 **Work Order #...:** HFMNT **Matrix.....:** WG
Date Sampled...: 07/15/05 10:41 **Date Received..:** 07/15/05

PARAMETER	RESULT	RL	UNITS	METHOD	PREPARATION-ANALYSIS DATE	PREP BATCH #
Cyanide, Total	ND	0.010	mg/L	SW846 9012A	07/20/05	5201259
		Dilution Factor: 1				
Nitrocellulose	ND	0.50	mg/L	MCAWW 353.2	07/27-07/29/05	5208517
		Dilution Factor: 1				

METHOD BLANK REPORT

General Chemistry

Client Lot #...: A5G160111 **Matrix.....:** WATER

PARAMETER	RESULT	REPORTING LIMIT	UNITS	METHOD	PREPARATION-ANALYSIS DATE	PREP BATCH #
Cyanide, Total		Work Order #: HFVN01AA		MB Lot-Sample #:	A5G200000-259	
	ND	0.010	mg/L	SW846 9012A	07/20/05	5201259
		Dilution Factor: 1				
Nitrocellulose		Work Order #: HGEC81AA		MB Lot-Sample #:	G5G270000-517	
	ND	0.50	mg/L	MCAWW 353.2	07/27-07/29/05	5208517
		Dilution Factor: 1				

NOTE(S):

Calculations are performed before rounding to avoid round-off errors in calculated results.

LABORATORY CONTROL SAMPLE EVALUATION REPORT

General Chemistry

Client Lot #...: A5G160111 **Matrix.....:** WATER

PARAMETER	PERCENT RECOVERY	RECOVERY LIMITS	METHOD	PREPARATION-ANALYSIS DATE	PREP BATCH #
Cyanide, Total		Work Order #: HFVN01AC	LCS Lot-Sample#: A5G200000-259		
	89	(69 - 118)	SW846 9012A	07/20/05	5201259
		Dilution Factor: 1			
Nitrocellulose		Work Order #: HGEC81AC	LCS Lot-Sample#: G5G270000-517		
	112 N	(56 - 111)	MCAWW 353.2	07/27-07/29/05	5208517
		Dilution Factor: 1			

NOTE(S):

Calculations are performed before rounding to avoid round-off errors in calculated results.

N Spiked analyte recovery is outside stated control limits.

LABORATORY CONTROL SAMPLE DATA REPORT

General Chemistry

Client Lot #...: A5G160111 **Matrix.....:** WATER

PARAMETER	SPIKE AMOUNT	MEASURED AMOUNT	UNITS	PERCNT RECVRY	METHOD	PREPARATION-ANALYSIS DATE	PREP BATCH #
Cyanide, Total		Work Order #: HFVN01AC		LCS Lot-Sample#: A5G200000-259			
	0.17	0.15	mg/L	89	SW846 9012A	07/20/05	5201259
		Dilution Factor: 1					
Nitrocellulose		Work Order #: HGEC81AC		LCS Lot-Sample#: G5G270000-517			
	2.0	2.2 N	mg/L	112	MCAWW 353.2	07/27-07/29/05	5208517
		Dilution Factor: 1					

NOTE(S):

Calculations are performed before rounding to avoid round-off errors in calculated results.

N Spiked analyte recovery is outside stated control limits.

MATRIX SPIKE SAMPLE EVALUATION REPORT

General Chemistry

Client Lot #...: A5G160111 **Matrix.....:** WATER
Date Sampled...: 07/14/05 11:51 **Date Received..:** 07/15/05

PARAMETER	PERCENT RECOVERY	RECOVERY LIMITS	RPD	RPD LIMITS	METHOD	PREPARATION-ANALYSIS DATE	PREP BATCH #
Cyanide, Total		WO#: HFJ2R1AQ-MS/HFJ2R1AR-MSD				MS Lot-Sample #: A5G150118-015	
	90	(42 - 140)			SW846 9012A	07/20/05	5201259
	89	(42 - 140)	1.4	(0-20)	SW846 9012A	07/20/05	5201259

Dilution Factor: 1

NOTE(S):

Calculations are performed before rounding to avoid round-off errors in calculated results.

MATRIX SPIKE SAMPLE DATA REPORT

General Chemistry

Client Lot #...: A5G160111 **Matrix.....:** WATER
Date Sampled...: 07/14/05 11:51 **Date Received..:** 07/15/05

PARAMETER	SAMPLE AMOUNT	SPIKE AMT	MEASRD AMOUNT	UNITS	PERCNT RECVRY	RPD	METHOD	PREPARATION-ANALYSIS DATE	PREP BATCH #
Cyanide, Total			WO#: HFJ2R1AQ-MS/HFJ2R1AR-MSD		MS Lot-Sample #: A5G150118-015				
	ND	0.040	0.036	mg/L	90		SW846 9012A	07/20/05	5201259
	ND	0.040	0.036	mg/L	89	1.4	SW846 9012A	07/20/05	5201259

Dilution Factor: 1

NOTE(S):

Calculations are performed before rounding to avoid round-off errors in calculated results.

MATRIX SPIKE SAMPLE EVALUATION REPORT

General Chemistry

Client Lot #...: A5G160111 **Matrix.....:** WG
Date Sampled...: 07/15/05 10:41 **Date Received..:** 07/15/05

PARAMETER	PERCENT RECOVERY	RECOVERY LIMITS	RPD	RPD LIMITS	METHOD	PREPARATION-ANALYSIS DATE	PREP BATCH #
Cyanide, Total		WO#: HFMNN1AQ-MS/HFMNN1AR-MSD				MS Lot-Sample #: A5G160111-003	
	92	(42 - 140)			SW846 9012A	07/20/05	5201259
	88	(42 - 140)	4.4	(0-20)	SW846 9012A	07/20/05	5201259
		Dilution Factor: 1					
Cyanide, Total		WO#: HFMNT1AU-MS/HFMNT1AV-MSD				MS Lot-Sample #: A5G160111-007	
	89	(42 - 140)			SW846 9012A	07/20/05	5201259
	73	(42 - 140)	20	(0-20)	SW846 9012A	07/20/05	5201259
		Dilution Factor: 1					
Nitrocellulose		WO#: HFMNN1AX-MS/HFMNN1A0-MSD				MS Lot-Sample #: A5G160111-003	
	86	(56 - 111)			MCAWW 353.2	07/27-07/29/05	5208517
	98	(56 - 111)	12	(0-15)	MCAWW 353.2	07/27-07/29/05	5208517
		Dilution Factor: 1					
Nitrocellulose		WO#: HFMNT1A0-MS/HFMNT1A1-MSD				MS Lot-Sample #: A5G160111-007	
	78	(56 - 111)			MCAWW 353.2	07/27-07/29/05	5208517
	76	(56 - 111)	2.4	(0-15)	MCAWW 353.2	07/27-07/29/05	5208517
		Dilution Factor: 1					

NOTE(S):

Calculations are performed before rounding to avoid round-off errors in calculated results.

MATRIX SPIKE SAMPLE DATA REPORT

General Chemistry

Client Lot #...: A5G160111 **Matrix.....:** WG
Date Sampled...: 07/15/05 10:41 **Date Received..:** 07/15/05

PARAMETER	SAMPLE AMOUNT	SPIKE AMT	MEASRD AMOUNT	UNITS	PERCNT RECVRY	RPD	METHOD	PREPARATION-ANALYSIS DATE	PREP BATCH #
Cyanide, Total			WO#: HFMNN1AQ-MS/HFMNN1AR-MSD				MS Lot-Sample #: A5G160111-003		
	ND	0.040	0.037	mg/L	92		SW846 9012A	07/20/05	5201259
	ND	0.040	0.035	mg/L	88	4.4	SW846 9012A	07/20/05	5201259
			Dilution Factor: 1						
Cyanide, Total			WO#: HFMNT1AU-MS/HFMNT1AV-MSD				MS Lot-Sample #: A5G160111-007		
	ND	0.040	0.036	mg/L	89		SW846 9012A	07/20/05	5201259
	ND	0.040	0.029	mg/L	73	20	SW846 9012A	07/20/05	5201259
			Dilution Factor: 1						
Nitrocellulose			WO#: HFMNN1AX-MS/HFMNN1A0-MSD				MS Lot-Sample #: A5G160111-003		
	ND	2.0	1.8	mg/L	86		MCAWW 353.2	07/27-07/29/05	5208517
	ND	2.0	2.0	mg/L	98	12	MCAWW 353.2	07/27-07/29/05	5208517
			Dilution Factor: 1						
Nitrocellulose			WO#: HFMNT1A0-MS/HFMNT1A1-MSD				MS Lot-Sample #: A5G160111-007		
	ND	2.0	1.7	mg/L	78		MCAWW 353.2	07/27-07/29/05	5208517
	ND	2.0	1.6	mg/L	76	2.4	MCAWW 353.2	07/27-07/29/05	5208517
			Dilution Factor: 1						

NOTE(S):

Calculations are performed before rounding to avoid round-off errors in calculated results.

STL WEST SACRAMENTO DATA

SpecPro Inc

Client Sample ID: FWGWBGMW-009C-0082-GW

Trace Level Organic Compounds

Lot-Sample #...: A5G160111-001 **Work Order #...:** HFMNK1AJ **Matrix.....:** WG
Date Sampled...: 07/15/05 09:04 **Date Received..:** 07/15/05
Prep Date.....: 07/25/05 **Analysis Date..:** 07/28/05
Prep Batch #...: 5206590
Dilution Factor: 1

PARAMETER	RESULT	DETECTION LIMIT	UNITS	METHOD
Nitroguanidine	ND	20	ug/L	NONE UV/HPLC per

SpecPro Inc

Client Sample ID: FWGWBGMW-009C-0082-GW

HPLC

Lot-Sample #...: A5G160111-001 **Work Order #...:** HFMNK1AG **Matrix.....:** WG
Date Sampled...: 07/15/05 09:04 **Date Received..:** 07/15/05
Prep Date.....: 07/22/05 **Analysis Date..:** 08/03/05
Prep Batch #...: 5203249
Dilution Factor: 1 **Method.....:** SW846 8330

PARAMETER	RESULT	REPORTING LIMIT	UNITS
2-Amino-4,6-dinitrotoluene	ND	0.10	ug/L
4-Amino-2,6-dinitrotoluene	ND	0.10	ug/L
1,3-Dinitrobenzene	ND	0.10	ug/L
2,4-Dinitrotoluene	ND	0.10	ug/L
2,6-Dinitrotoluene	ND	0.10	ug/L
HMX	**1.8**	**0.10**	**ug/L**
Nitrobenzene	ND	0.10	ug/L
2-Nitrotoluene	ND	0.50	ug/L
3-Nitrotoluene	ND	0.50	ug/L
4-Nitrotoluene	ND	0.50	ug/L
RDX	**13**	**0.10**	**ug/L**
Tetryl	ND	0.10	ug/L
1,3,5-Trinitrobenzene	ND	0.10	ug/L
2,4,6-Trinitrotoluene	ND	0.10	ug/L

SURROGATE	PERCENT RECOVERY	RECOVERY LIMITS
3,4-Dinitrotoluene	110	(84 - 125)

SpecPro Inc

Client Sample ID: FWGWBGMW-009C-0082-GW

General Chemistry

Lot-Sample #...: A5G160111-001 **Work Order #...:** HFMNK **Matrix.....:** WG
Date Sampled...: 07/15/05 09:04 **Date Received..:** 07/15/05

PARAMETER	RESULT	RL	UNITS	METHOD	PREPARATION-ANALYSIS DATE	PREP BATCH #
Cyanide, Total	ND	0.010	mg/L	SW846 9012A	07/20/05	5201259
		Dilution Factor: 1				
Nitrocellulose	ND	0.50	mg/L	MCAWW 353.2	07/27-07/29/05	5208517
		Dilution Factor: 1				

SpecPro Inc

Client Sample ID: FWGWBGMW-007C-0081-GW

Trace Level Organic Compounds

Lot-Sample #...: A5G160111-003 **Work Order #...:** HFMNN1A1 **Matrix.....:** WG
Date Sampled...: 07/15/05 09:03 **Date Received..:** 07/15/05
Prep Date.....: 07/25/05 **Analysis Date..:** 07/28/05
Prep Batch #...: 5206590
Dilution Factor: 1

PARAMETER	RESULT	DETECTION LIMIT	UNITS	METHOD
Nitroguanidine	ND	20	ug/L	NONE UV/HPLC per

SpecPro Inc

Client Sample ID: FWGWBGMW-007C-0081-GW

HPLC

Lot-Sample #...: A5G160111-003 **Work Order #...:** HFMNN1AT **Matrix.....:** WG
Date Sampled...: 07/15/05 09:03 **Date Received..:** 07/15/05
Prep Date.....: 07/22/05 **Analysis Date..:** 08/03/05
Prep Batch #...: 5203249
Dilution Factor: 1 **Method.....:** SW846 8330

PARAMETER	RESULT	REPORTING LIMIT	UNITS
2-Amino-4,6-dinitrotoluene	ND	0.10	ug/L
4-Amino-2,6-dinitrotoluene	ND	0.10	ug/L
1,3-Dinitrobenzene	ND	0.10	ug/L
2,4-Dinitrotoluene	ND	0.10	ug/L
2,6-Dinitrotoluene	ND	0.10	ug/L
HMX	ND	0.10	ug/L
Nitrobenzene	ND	0.10	ug/L
2-Nitrotoluene	ND	0.50	ug/L
3-Nitrotoluene	ND	0.50	ug/L
4-Nitrotoluene	ND	0.50	ug/L
RDX	ND	0.10	ug/L
Tetryl	ND	0.10	ug/L
1,3,5-Trinitrobenzene	ND	0.10	ug/L
2,4,6-Trinitrotoluene	ND	0.10	ug/L

SURROGATE	PERCENT RECOVERY	RECOVERY LIMITS
3,4-Dinitrotoluene	110	(84 - 125)

SpecPro Inc

Client Sample ID: FWGWBGMW-007C-0081-GW

General Chemistry

Lot-Sample #...: A5G160111-003 **Work Order #...:** HFMNN **Matrix.....:** WG
Date Sampled...: 07/15/05 09:03 **Date Received..:** 07/15/05

PARAMETER	RESULT	RL	UNITS	METHOD	PREPARATION-ANALYSIS DATE	PREP BATCH #
Cyanide, Total	ND	0.010	mg/L	SW846 9012A	07/20/05	5201259
		Dilution Factor: 1				
Nitrocellulose	ND	0.50	mg/L	MCAWW 353.2	07/27-07/29/05	5208517
		Dilution Factor: 1				

SpecPro Inc

Client Sample ID: FWGDA2MW-107C-0079-GW

Trace Level Organic Compounds

Lot-Sample #...: A5G160111-005 **Work Order #...:** HFMNQ1AJ **Matrix.....:** WG
Date Sampled...: 07/15/05 09:15 **Date Received..:** 07/15/05
Prep Date.....: 07/25/05 **Analysis Date..:** 07/28/05
Prep Batch #...: 5206590
Dilution Factor: 1

PARAMETER	RESULT	DETECTION LIMIT	UNITS	METHOD
Nitroguanidine	ND	20	ug/L	NONE UV/HPLC per

SpecPro Inc

Client Sample ID: FWGDA2MW-107C-0079-GW

HPLC

Lot-Sample #...: A5G160111-005 **Work Order #...:** HFMNQ1AG **Matrix.....:** WG
Date Sampled...: 07/15/05 09:15 **Date Received..:** 07/15/05
Prep Date.....: 07/22/05 **Analysis Date..:** 08/03/05
Prep Batch #...: 5203249
Dilution Factor: 1 **Method.....:** SW846 8330

PARAMETER	RESULT	REPORTING LIMIT	UNITS
2-Amino-4,6-dinitrotoluene	ND	0.10	ug/L
4-Amino-2,6-dinitrotoluene	ND	0.10	ug/L
1,3-Dinitrobenzene	ND	0.10	ug/L
2,4-Dinitrotoluene	ND	0.10	ug/L
2,6-Dinitrotoluene	ND	0.10	ug/L
HMX	ND	0.10	ug/L
Nitrobenzene	ND	0.10	ug/L
2-Nitrotoluene	ND	0.50	ug/L
3-Nitrotoluene	ND	0.50	ug/L
4-Nitrotoluene	ND	0.50	ug/L
RDX	ND	0.10	ug/L
Tetryl	ND	0.10	ug/L
1,3,5-Trinitrobenzene	ND	0.10	ug/L
2,4,6-Trinitrotoluene	ND	0.10	ug/L

SURROGATE	PERCENT RECOVERY	RECOVERY LIMITS
3,4-Dinitrotoluene	110	(84 - 125)

SpecPro Inc

Client Sample ID: FWGDA2MW-107C-0079-GW

General Chemistry

Lot-Sample #...: A5G160111-005 **Work Order #...:** HFMNQ **Matrix.....:** WG
Date Sampled...: 07/15/05 09:15 **Date Received..:** 07/15/05

PARAMETER	RESULT	RL	UNITS	METHOD	PREPARATION-ANALYSIS DATE	PREP BATCH #
Cyanide, Total	ND	0.010	mg/L	SW846 9012A	07/20/05	5201259
		Dilution Factor: 1				
Nitrocellulose	**0.12 B**	**0.50**	**mg/L**	**MCAWW 353.2**	**07/27-07/29/05**	**5208517**
		Dilution Factor: 1				

NOTE(S):

RL Reporting Limit

B Estimated result. Result is less than RL.

SpecPro Inc

Client Sample ID: FWGLL2MW-263C-0066-GW

Trace Level Organic Compounds

Lot-Sample #...: A5G160111-007 **Work Order #...:** HFMNT1AJ **Matrix.....:** WG
Date Sampled...: 07/15/05 10:41 **Date Received..:** 07/15/05
Prep Date.....: 07/25/05 **Analysis Date..:** 07/28/05
Prep Batch #...: 5206590
Dilution Factor: 1

PARAMETER	RESULT	DETECTION LIMIT	UNITS	METHOD
Nitroguanidine	ND	20	ug/L	NONE UV/HPLC per

SpecPro Inc

Client Sample ID: FWGLL2MW-263C-0066-GW

HPLC

Lot-Sample #...: A5G160111-007 **Work Order #...:** HFMNT1AG **Matrix.....:** WG
Date Sampled...: 07/15/05 10:41 **Date Received..:** 07/15/05
Prep Date.....: 07/22/05 **Analysis Date..:** 08/03/05
Prep Batch #...: 5203249
Dilution Factor: 1 **Method.....:** SW846 8330

PARAMETER	RESULT	REPORTING LIMIT	UNITS
2-Amino-4,6-dinitrotoluene	ND	0.10	ug/L
4-Amino-2,6-dinitrotoluene	ND	0.10	ug/L
1,3-Dinitrobenzene	ND	0.10	ug/L
2,4-Dinitrotoluene	ND	0.10	ug/L
2,6-Dinitrotoluene	ND	0.10	ug/L
HMX	ND	0.10	ug/L
Nitrobenzene	ND	0.10	ug/L
2-Nitrotoluene	ND	0.50	ug/L
3-Nitrotoluene	ND	0.50	ug/L
4-Nitrotoluene	ND	0.50	ug/L
RDX	ND	0.10	ug/L
Tetryl	ND	0.10	ug/L
1,3,5-Trinitrobenzene	ND	0.10	ug/L
2,4,6-Trinitrotoluene	ND	0.10	ug/L

SURROGATE	PERCENT RECOVERY	RECOVERY LIMITS
3,4-Dinitrotoluene	107	(84 - 125)

SpecPro Inc

Client Sample ID: FWGLL2MW-263C-0066-GW

General Chemistry

Lot-Sample #...: A5G160111-007 **Work Order #...:** HFMNT **Matrix.....:** WG
Date Sampled...: 07/15/05 10:41 **Date Received..:** 07/15/05

PARAMETER	RESULT	RL	UNITS	METHOD	PREPARATION-ANALYSIS DATE	PREP BATCH #
Cyanide, Total	ND	0.010	mg/L	SW846 9012A	07/20/05	5201259
		Dilution Factor: 1				
Nitrocellulose	ND	0.50	mg/L	MCAWW 353.2	07/27-07/29/05	5208517
		Dilution Factor: 1				

METHOD BLANK REPORT

Trace Level Organic Compounds

Client Lot #...: A5G160111 **Work Order #...:** HF8A51AA **Matrix.....:** WATER
MB Lot-Sample #: G5G250000-590
Prep Date.....: 07/25/05
Analysis Date..: 07/27/05 **Prep Batch #...:** 5206590
Dilution Factor: 1

PARAMETER	RESULT	DETECTION LIMIT	UNITS	METHOD
Nitroguanidine	ND	20	ug/L	NONE UV/HPLC per

NOTE(S):

Calculations are performed before rounding to avoid round-off errors in calculated results.

METHOD BLANK REPORT

HPLC

Client Lot #...: A5G160111 **Work Order #...:** HF3MC1AA **Matrix.....:** WATER
MB Lot-Sample #: G5G220000-249

Prep Date.....: 07/22/05
Analysis Date..: 08/03/05 **Prep Batch #...:** 5203249
Dilution Factor: 1

PARAMETER	RESULT	REPORTING LIMIT	UNITS	METHOD
2-Amino-4,6-dinitrotoluene	ND	0.10	ug/L	SW846 8330
4-Amino-2,6-dinitrotoluene	ND	0.10	ug/L	SW846 8330
1,3-Dinitrobenzene	ND	0.10	ug/L	SW846 8330
2,4-Dinitrotoluene	ND	0.10	ug/L	SW846 8330
2,6-Dinitrotoluene	ND	0.10	ug/L	SW846 8330
HMX	ND	0.10	ug/L	SW846 8330
Nitrobenzene	ND	0.10	ug/L	SW846 8330
2-Nitrotoluene	ND	0.50	ug/L	SW846 8330
3-Nitrotoluene	ND	0.50	ug/L	SW846 8330
4-Nitrotoluene	ND	0.50	ug/L	SW846 8330
RDX	ND	0.10	ug/L	SW846 8330
Tetryl	ND	0.10	ug/L	SW846 8330
1,3,5-Trinitrobenzene	ND	0.10	ug/L	SW846 8330
2,4,6-Trinitrotoluene	ND	0.10	ug/L	SW846 8330

SURROGATE	PERCENT RECOVERY	RECOVERY LIMITS
3,4-Dinitrotoluene	113	(84 - 125)

NOTE(S):

Calculations are performed before rounding to avoid round-off errors in calculated results.

METHOD BLANK REPORT

General Chemistry

Client Lot #...: A5G160111 **Matrix.....:** WATER

PARAMETER	RESULT	REPORTING LIMIT	UNITS	METHOD	PREPARATION-ANALYSIS DATE	PREP BATCH #
Cyanide, Total		Work Order #: HFVN01AA		MB Lot-Sample #:	A5G200000-259	
	ND	0.010	mg/L	SW846 9012A	07/20/05	5201259
		Dilution Factor: 1				
Nitrocellulose		Work Order #: HGEC81AA		MB Lot-Sample #:	G5G270000-517	
	ND	0.50	mg/L	MCAWW 353.2	07/27-07/29/05	5208517
		Dilution Factor: 1				

NOTE(S):

Calculations are performed before rounding to avoid round-off errors in calculated results.

LABORATORY CONTROL SAMPLE EVALUATION REPORT

Trace Level Organic Compounds

Client Lot #...: A5G160111 **Work Order #...:** HF8A51AC **Matrix.....:** WATER
LCS Lot-Sample#: G5G250000-590
Prep Date.....: 07/25/05 **Analysis Date..:** 07/27/05
Prep Batch #...: 5206590
Dilution Factor: 1

PARAMETER	PERCENT RECOVERY	RECOVERY LIMITS	METHOD
Nitroguanidine	**107**	**(79 - 119)**	**NONE UV/HPLC per SOP**

NOTE(S):

Calculations are performed before rounding to avoid round-off errors in calculated results.

Bold print denotes control parameters

LABORATORY CONTROL SAMPLE DATA REPORT

Trace Level Organic Compounds

Client Lot #...: A5G160111 **Work Order #...:** HF8A51AC **Matrix.....:** WATER
LCS Lot-Sample#: G5G250000-590
Prep Date.....: 07/25/05 **Analysis Date..:** 07/27/05
Prep Batch #...: 5206590
Dilution Factor: 1

PARAMETER	SPIKE AMOUNT	MEASURED AMOUNT	UNITS	PERCENT RECOVERY	METHOD
Nitroguanidine	**250**	**270**	**ug/L**	**107**	**NONE UV/HPLC per**

NOTE(S):

Calculations are performed before rounding to avoid round-off errors in calculated results.

Bold print denotes control parameters

LABORATORY CONTROL SAMPLE EVALUATION REPORT

HPLC

Client Lot #...: A5G160111 **Work Order #...:** HF3MC1AC **Matrix.....:** WATER
LCS Lot-Sample#: G5G220000-249
Prep Date.....: 07/22/05 **Analysis Date..:** 08/03/05
Prep Batch #...: 5203249
Dilution Factor: 1

PARAMETER	PERCENT RECOVERY	RECOVERY LIMITS	METHOD
2-Amino-4,6-dinitrotoluene	**119**	**(82 - 125)**	**SW846 8330**
4-Amino-2,6-dinitrotoluene	**117**	**(85 - 123)**	**SW846 8330**
1,3-Dinitrobenzene	**121**	**(89 - 130)**	**SW846 8330**
2,4-Dinitrotoluene	**119**	**(86 - 128)**	**SW846 8330**
2,6-Dinitrotoluene	**119**	**(86 - 127)**	**SW846 8330**
HMX	**124 a**	**(82 - 121)**	**SW846 8330**
Nitrobenzene	**117**	**(81 - 125)**	**SW846 8330**
2-Nitrotoluene	**113**	**(90 - 120)**	**SW846 8330**
3-Nitrotoluene	**115**	**(87 - 122)**	**SW846 8330**
4-Nitrotoluene	**118**	**(87 - 124)**	**SW846 8330**
RDX	**118**	**(94 - 124)**	**SW846 8330**
Tetryl	**118**	**(81 - 126)**	**SW846 8330**
1,3,5-Trinitrobenzene	**117**	**(81 - 132)**	**SW846 8330**
2,4,6-Trinitrotoluene	**118**	**(86 - 126)**	**SW846 8330**

SURROGATE	PERCENT RECOVERY	RECOVERY LIMITS
3,4-Dinitrotoluene	112	(84 - 125)

NOTE(S):

Calculations are performed before rounding to avoid round-off errors in calculated results.

Bold print denotes control parameters

a Spiked analyte recovery is outside stated control limits.

LABORATORY CONTROL SAMPLE DATA REPORT

HPLC

Client Lot #...: A5G160111 **Work Order #...:** HF3MC1AC **Matrix.....:** WATER
LCS Lot-Sample#: G5G220000-249
Prep Date.....: 07/22/05 **Analysis Date..:** 08/03/05
Prep Batch #...: 5203249
Dilution Factor: 1

PARAMETER	SPIKE AMOUNT	MEASURED AMOUNT	UNITS	PERCENT RECOVERY	METHOD
2-Amino-4,6-dinitrotoluene	**1.0**	**1.2**	**ug/L**	**119**	**SW846 8330**
4-Amino-2,6-dinitrotoluene	**1.0**	**1.2**	**ug/L**	**117**	**SW846 8330**
1,3-Dinitrobenzene	**1.0**	**1.2**	**ug/L**	**121**	**SW846 8330**
2,4-Dinitrotoluene	**1.0**	**1.2**	**ug/L**	**119**	**SW846 8330**
2,6-Dinitrotoluene	**1.0**	**1.2**	**ug/L**	**119**	**SW846 8330**
HMX	**1.0**	**1.2 a**	**ug/L**	**124**	**SW846 8330**
Nitrobenzene	**1.0**	**1.2**	**ug/L**	**117**	**SW846 8330**
2-Nitrotoluene	**1.0**	**1.1**	**ug/L**	**113**	**SW846 8330**
3-Nitrotoluene	**1.0**	**1.1**	**ug/L**	**115**	**SW846 8330**
4-Nitrotoluene	**1.0**	**1.2**	**ug/L**	**118**	**SW846 8330**
RDX	**1.0**	**1.2**	**ug/L**	**118**	**SW846 8330**
Tetryl	**1.0**	**1.2**	**ug/L**	**118**	**SW846 8330**
1,3,5-Trinitrobenzene	**1.0**	**1.2**	**ug/L**	**117**	**SW846 8330**
2,4,6-Trinitrotoluene	**1.0**	**1.2**	**ug/L**	**118**	**SW846 8330**

SURROGATE	PERCENT RECOVERY	RECOVERY LIMITS
3,4-Dinitrotoluene	112	(84 - 125)

NOTE(S):

Calculations are performed before rounding to avoid round-off errors in calculated results.

Bold print denotes control parameters

a Spiked analyte recovery is outside stated control limits.

LABORATORY CONTROL SAMPLE EVALUATION REPORT

General Chemistry

Client Lot #...: A5G160111 **Matrix.....:** WATER

PARAMETER	PERCENT RECOVERY	RECOVERY LIMITS	METHOD	PREPARATION-ANALYSIS DATE	PREP BATCH #
Cyanide, Total		Work Order #: HFVN01AC	LCS Lot-Sample#: A5G200000-259		
	89	(69 - 118)	SW846 9012A	07/20/05	5201259
		Dilution Factor: 1			
Nitrocellulose		Work Order #: HGEC81AC	LCS Lot-Sample#: G5G270000-517		
	112 N	(56 - 111)	MCAWW 353.2	07/27-07/29/05	5208517
		Dilution Factor: 1			

NOTE(S):

Calculations are performed before rounding to avoid round-off errors in calculated results.

N Spiked analyte recovery is outside stated control limits.

LABORATORY CONTROL SAMPLE DATA REPORT

General Chemistry

Client Lot #...: A5G160111 **Matrix.....:** WATER

PARAMETER	SPIKE AMOUNT	MEASURED AMOUNT	UNITS	PERCNT RECVRY	METHOD	PREPARATION-ANALYSIS DATE	PREP BATCH #
Cyanide, Total		Work Order #: HFVN01AC		LCS Lot-Sample#: A5G200000-259			
	0.17	0.15	mg/L	89	SW846 9012A	07/20/05	5201259
		Dilution Factor: 1					
Nitrocellulose		Work Order #: HGEC81AC		LCS Lot-Sample#: G5G270000-517			
	2.0	2.2 N	mg/L	112	MCAWW 353.2	07/27-07/29/05	5208517
		Dilution Factor: 1					

NOTE(S):

Calculations are performed before rounding to avoid round-off errors in calculated results.

N Spiked analyte recovery is outside stated control limits.

MATRIX SPIKE SAMPLE EVALUATION REPORT

Trace Level Organic Compounds

Client Lot #...: A5G160111 **Work Order #...:** HFMNN1A2-MS **Matrix.....:** WG
MS Lot-Sample #: A5G160111-003 HFMNN1A3-MSD
Date Sampled...: 07/15/05 09:03 **Date Received..:** 07/15/05
Prep Date.....: 07/25/05 **Analysis Date..:** 07/28/05
Prep Batch #...: 5206590
Dilution Factor: 1

PARAMETER	PERCENT RECOVERY	RECOVERY LIMITS	RPD	RPD LIMITS	METHOD
Nitroguanidine	**106**	**(79 - 119)**			**NONE UV/HPLC per SOP**
	105	**(79 - 119)**	**0.93**	**(0-15)**	**NONE UV/HPLC per SOP**

NOTE(S):

Calculations are performed before rounding to avoid round-off errors in calculated results.

Bold print denotes control parameters

MATRIX SPIKE SAMPLE DATA REPORT

Trace Level Organic Compounds

Client Lot #...: A5G160111 **Work Order #...:** HFMNN1A2-MS **Matrix.....:** WG
MS Lot-Sample #: A5G160111-003 HFMNN1A3-MSD
Date Sampled...: 07/15/05 09:03 **Date Received..:** 07/15/05
Prep Date.....: 07/25/05 **Analysis Date..:** 07/28/05
Prep Batch #...: 5206590
Dilution Factor: 1

PARAMETER	SAMPLE AMOUNT	SPIKE AMT	MEASRD AMOUNT	UNITS	PERCNT RECVRY	RPD	METHOD
Nitroguanidine	**ND**	**250**	**270**	**ug/L**	**106**		**NONE UV/HPLC per SOP**
	ND	**250**	**260**	**ug/L**	**105**	**0.93**	**NONE UV/HPLC per SOP**

NOTE(S):

Calculations are performed before rounding to avoid round-off errors in calculated results.

Bold print denotes control parameters

MATRIX SPIKE SAMPLE EVALUATION REPORT

Trace Level Organic Compounds

Client Lot #...: A5G160111 **Work Order #...:** HFMNT1A2-MS **Matrix.....:** WG
MS Lot-Sample #: A5G160111-007 HFMNT1A3-MSD
Date Sampled...: 07/15/05 10:41 **Date Received..:** 07/15/05
Prep Date.....: 07/25/05 **Analysis Date..:** 07/28/05
Prep Batch #...: 5206590
Dilution Factor: 1

PARAMETER	PERCENT RECOVERY	RECOVERY LIMITS	RPD	RPD LIMITS	METHOD
Nitroguanidine	**107**	**(79 - 119)**			**NONE UV/HPLC per SOP**
	107	**(79 - 119)**	**0.06**	**(0-15)**	**NONE UV/HPLC per SOP**

NOTE(S):

Calculations are performed before rounding to avoid round-off errors in calculated results.

Bold print denotes control parameters

MATRIX SPIKE SAMPLE DATA REPORT

Trace Level Organic Compounds

Client Lot #...: A5G160111 **Work Order #...:** HFMNT1A2-MS **Matrix.....:** WG
MS Lot-Sample #: A5G160111-007 HFMNT1A3-MSD
Date Sampled...: 07/15/05 10:41 **Date Received..:** 07/15/05
Prep Date.....: 07/25/05 **Analysis Date..:** 07/28/05
Prep Batch #...: 5206590
Dilution Factor: 1

PARAMETER	SAMPLE AMOUNT	SPIKE AMT	MEASRD AMOUNT	UNITS	PERCNT RECVRY	RPD	METHOD
Nitroguanidine	**ND**	**250**	**270**	**ug/L**	**107**		**NONE UV/HPLC per SOP**
	ND	**250**	**270**	**ug/L**	**107**	**0.06**	**NONE UV/HPLC per SOP**

NOTE(S):

Calculations are performed before rounding to avoid round-off errors in calculated results.

Bold print denotes control parameters

MATRIX SPIKE SAMPLE EVALUATION REPORT

HPLC

Client Lot #...: A5G160111 **Work Order #...:** HFMNN1AU-MS **Matrix.....:** WG
MS Lot-Sample #: A5G160111-003 HFMNN1AV-MSD
Date Sampled...: 07/15/05 09:03 **Date Received..:** 07/15/05
Prep Date.....: 07/22/05 **Analysis Date..:** 08/03/05
Prep Batch #...: 5203249
Dilution Factor: 1

PARAMETER	PERCENT RECOVERY	RECOVERY LIMITS	RPD	RPD LIMITS	METHOD
2-Amino-4,6-dinitrotoluene	**114**	**(82 - 125)**			**SW846 8330**
	110	**(82 - 125)**	**3.3**	**(0-15)**	**SW846 8330**
4-Amino-2,6-dinitrotoluene	**112**	**(85 - 123)**			**SW846 8330**
	111	**(85 - 123)**	**0.76**	**(0-15)**	**SW846 8330**
1,3-Dinitrobenzene	**118**	**(89 - 130)**			**SW846 8330**
	116	**(89 - 130)**	**1.7**	**(0-15)**	**SW846 8330**
2,4-Dinitrotoluene	**115**	**(86 - 128)**			**SW846 8330**
	112	**(86 - 128)**	**3.0**	**(0-15)**	**SW846 8330**
2,6-Dinitrotoluene	**115**	**(86 - 127)**			**SW846 8330**
	114	**(86 - 127)**	**0.36**	**(0-15)**	**SW846 8330**
HMX	**120**	**(82 - 121)**			**SW846 8330**
	118	**(82 - 121)**	**1.5**	**(0-15)**	**SW846 8330**
Nitrobenzene	**115**	**(81 - 125)**			**SW846 8330**
	115	**(81 - 125)**	**0.44**	**(0-15)**	**SW846 8330**
2-Nitrotoluene	**112**	**(90 - 120)**			**SW846 8330**
	112	**(90 - 120)**	**0.50**	**(0-15)**	**SW846 8330**
3-Nitrotoluene	**114**	**(87 - 122)**			**SW846 8330**
	112	**(87 - 122)**	**1.7**	**(0-15)**	**SW846 8330**
4-Nitrotoluene	**115**	**(87 - 124)**			**SW846 8330**
	112	**(87 - 124)**	**2.8**	**(0-15)**	**SW846 8330**
RDX	**119**	**(94 - 124)**			**SW846 8330**
	118	**(94 - 124)**	**0.51**	**(0-15)**	**SW846 8330**
Tetryl	**112**	**(81 - 126)**			**SW846 8330**
	111	**(81 - 126)**	**1.0**	**(0-15)**	**SW846 8330**
1,3,5-Trinitrobenzene	**110**	**(81 - 132)**			**SW846 8330**
	108	**(81 - 132)**	**2.0**	**(0-16)**	**SW846 8330**
2,4,6-Trinitrotoluene	**113**	**(86 - 126)**			**SW846 8330**
	111	**(86 - 126)**	**1.7**	**(0-15)**	**SW846 8330**

SURROGATE	PERCENT RECOVERY	RECOVERY LIMITS
3,4-Dinitrotoluene	109	(84 - 125)
	107	(84 - 125)

NOTE(S):

Calculations are performed before rounding to avoid round-off errors in calculated results.

Bold print denotes control parameters

MATRIX SPIKE SAMPLE DATA REPORT

HPLC

Client Lot #...: A5G160111 **Work Order #...:** HFMNN1AU-MS **Matrix.....:** WG
MS Lot-Sample #: A5G160111-003 HFMNN1AV-MSD
Date Sampled...: 07/15/05 09:03 **Date Received..:** 07/15/05
Prep Date.....: 07/22/05 **Analysis Date..:** 08/03/05
Prep Batch #...: 5203249
Dilution Factor: 1

PARAMETER	SAMPLE AMOUNT	SPIKE AMT	MEASRD AMOUNT	UNITS	PERCNT RECVRY	RPD	METHOD
2-Amino-4,6-dinitrotoluene	**ND**	**1.0**	**1.1**	**ug/L**	**114**		**SW846 8330**
	ND	**1.0**	**1.1**	**ug/L**	**110**	**3.3**	**SW846 8330**
4-Amino-2,6-dinitrotoluene	**ND**	**1.0**	**1.1**	**ug/L**	**112**		**SW846 8330**
	ND	**1.0**	**1.1**	**ug/L**	**111**	**0.76**	**SW846 8330**
1,3-Dinitrobenzene	**ND**	**1.0**	**1.2**	**ug/L**	**118**		**SW846 8330**
	ND	**1.0**	**1.2**	**ug/L**	**116**	**1.7**	**SW846 8330**
2,4-Dinitrotoluene	**ND**	**1.0**	**1.2**	**ug/L**	**115**		**SW846 8330**
	ND	**1.0**	**1.1**	**ug/L**	**112**	**3.0**	**SW846 8330**
2,6-Dinitrotoluene	**ND**	**1.0**	**1.1**	**ug/L**	**115**		**SW846 8330**
	ND	**1.0**	**1.1**	**ug/L**	**114**	**0.36**	**SW846 8330**
HMX	**ND**	**1.0**	**1.2**	**ug/L**	**120**		**SW846 8330**
	ND	**1.0**	**1.2**	**ug/L**	**118**	**1.5**	**SW846 8330**
Nitrobenzene	**ND**	**1.0**	**1.2**	**ug/L**	**115**		**SW846 8330**
	ND	**1.0**	**1.1**	**ug/L**	**115**	**0.44**	**SW846 8330**
2-Nitrotoluene	**ND**	**1.0**	**1.1**	**ug/L**	**112**		**SW846 8330**
	ND	**1.0**	**1.1**	**ug/L**	**112**	**0.50**	**SW846 8330**
3-Nitrotoluene	**ND**	**1.0**	**1.1**	**ug/L**	**114**		**SW846 8330**
	ND	**1.0**	**1.1**	**ug/L**	**112**	**1.7**	**SW846 8330**
4-Nitrotoluene	**ND**	**1.0**	**1.2**	**ug/L**	**115**		**SW846 8330**
	ND	**1.0**	**1.1**	**ug/L**	**112**	**2.8**	**SW846 8330**
RDX	**ND**	**1.0**	**1.2**	**ug/L**	**119**		**SW846 8330**
	ND	**1.0**	**1.2**	**ug/L**	**118**	**0.51**	**SW846 8330**
Tetryl	**ND**	**1.0**	**1.1**	**ug/L**	**112**		**SW846 8330**
	ND	**1.0**	**1.1**	**ug/L**	**111**	**1.0**	**SW846 8330**
1,3,5-Trinitrobenzene	**ND**	**1.0**	**1.1**	**ug/L**	**110**		**SW846 8330**
	ND	**1.0**	**1.1**	**ug/L**	**108**	**2.0**	**SW846 8330**
2,4,6-Trinitrotoluene	**ND**	**1.0**	**1.1**	**ug/L**	**113**		**SW846 8330**
	ND	**1.0**	**1.1**	**ug/L**	**111**	**1.7**	**SW846 8330**

SURROGATE	PERCENT RECOVERY	RECOVERY LIMITS
3,4-Dinitrotoluene	109	(84 - 125)
	107	(84 - 125)

NOTE(S):

Calculations are performed before rounding to avoid round-off errors in calculated results.

Bold print denotes control parameters

MATRIX SPIKE SAMPLE EVALUATION REPORT

HPLC

Client Lot #...: A5G160111 **Work Order #...:** HFMNT1AW-MS **Matrix.....:** WG
MS Lot-Sample #: A5G160111-007 HFMNT1AX-MSD
Date Sampled...: 07/15/05 10:41 **Date Received..:** 07/15/05
Prep Date.....: 07/22/05 **Analysis Date..:** 08/03/05
Prep Batch #...: 5203249
Dilution Factor: 1

PARAMETER	PERCENT RECOVERY	RECOVERY LIMITS	RPD	RPD LIMITS	METHOD
2-Amino-4,6-dinitrotoluene	**113**	**(82 - 125)**			**SW846 8330**
	114	**(82 - 125)**	**0.36**	**(0-15)**	**SW846 8330**
4-Amino-2,6-dinitrotoluene	**111**	**(85 - 123)**			**SW846 8330**
	113	**(85 - 123)**	**1.2**	**(0-15)**	**SW846 8330**
1,3-Dinitrobenzene	**116**	**(89 - 130)**			**SW846 8330**
	118	**(89 - 130)**	**1.7**	**(0-15)**	**SW846 8330**
2,4-Dinitrotoluene	**115**	**(86 - 128)**			**SW846 8330**
	117	**(86 - 128)**	**1.6**	**(0-15)**	**SW846 8330**
2,6-Dinitrotoluene	**114**	**(86 - 127)**			**SW846 8330**
	116	**(86 - 127)**	**1.8**	**(0-15)**	**SW846 8330**
HMX	**122 a**	**(82 - 121)**			**SW846 8330**
	122 a	**(82 - 121)**	**0.11**	**(0-15)**	**SW846 8330**
Nitrobenzene	**113**	**(81 - 125)**			**SW846 8330**
	115	**(81 - 125)**	**1.7**	**(0-15)**	**SW846 8330**
2-Nitrotoluene	**111**	**(90 - 120)**			**SW846 8330**
	113	**(90 - 120)**	**2.0**	**(0-15)**	**SW846 8330**
3-Nitrotoluene	**114**	**(87 - 122)**			**SW846 8330**
	117	**(87 - 122)**	**2.5**	**(0-15)**	**SW846 8330**
4-Nitrotoluene	**112**	**(87 - 124)**			**SW846 8330**
	115	**(87 - 124)**	**3.3**	**(0-15)**	**SW846 8330**
RDX	**114**	**(94 - 124)**			**SW846 8330**
	116	**(94 - 124)**	**2.6**	**(0-15)**	**SW846 8330**
Tetryl	**101**	**(81 - 126)**			**SW846 8330**
	104	**(81 - 126)**	**2.8**	**(0-15)**	**SW846 8330**
1,3,5-Trinitrobenzene	**109**	**(81 - 132)**			**SW846 8330**
	110	**(81 - 132)**	**1.0**	**(0-16)**	**SW846 8330**
2,4,6-Trinitrotoluene	**113**	**(86 - 126)**			**SW846 8330**
	114	**(86 - 126)**	**1.0**	**(0-15)**	**SW846 8330**

SURROGATE	PERCENT RECOVERY	RECOVERY LIMITS
3,4-Dinitrotoluene	108	(84 - 125)
	107	(84 - 125)

NOTE(S):

Calculations are performed before rounding to avoid round-off errors in calculated results.

Bold print denotes control parameters

a Spiked analyte recovery is outside stated control limits.

MATRIX SPIKE SAMPLE DATA REPORT

HPLC

Client Lot #...: A5G160111 **Work Order #...:** HFMNT1AW-MS **Matrix.....:** WG
MS Lot-Sample #: A5G160111-007 HFMNT1AX-MSD
Date Sampled...: 07/15/05 10:41 **Date Received..:** 07/15/05
Prep Date.....: 07/22/05 **Analysis Date..:** 08/03/05
Prep Batch #...: 5203249
Dilution Factor: 1

PARAMETER	SAMPLE AMOUNT	SPIKE AMT	MEASRD AMOUNT	UNITS	PERCNT RECVRY	RPD	METHOD
2-Amino-4,6-dinitrotoluene	**ND**	**1.0**	**1.1**	**ug/L**	**113**		**SW846 8330**
	ND	**1.0**	**1.1**	**ug/L**	**114**	**0.36**	**SW846 8330**
4-Amino-2,6-dinitrotoluene	**ND**	**1.0**	**1.1**	**ug/L**	**111**		**SW846 8330**
	ND	**1.0**	**1.1**	**ug/L**	**113**	**1.2**	**SW846 8330**
1,3-Dinitrobenzene	**ND**	**1.0**	**1.2**	**ug/L**	**116**		**SW846 8330**
	ND	**1.0**	**1.2**	**ug/L**	**118**	**1.7**	**SW846 8330**
2,4-Dinitrotoluene	**ND**	**1.0**	**1.1**	**ug/L**	**115**		**SW846 8330**
	ND	**1.0**	**1.2**	**ug/L**	**117**	**1.6**	**SW846 8330**
2,6-Dinitrotoluene	**ND**	**1.0**	**1.1**	**ug/L**	**114**		**SW846 8330**
	ND	**1.0**	**1.2**	**ug/L**	**116**	**1.8**	**SW846 8330**
HMX	**ND**	**1.0**	**1.2**	**ug/L**	**122 a**		**SW846 8330**
	ND	**1.0**	**1.2**	**ug/L**	**122 a**	**0.11**	**SW846 8330**
Nitrobenzene	**ND**	**1.0**	**1.1**	**ug/L**	**113**		**SW846 8330**
	ND	**1.0**	**1.1**	**ug/L**	**115**	**1.7**	**SW846 8330**
2-Nitrotoluene	**ND**	**1.0**	**1.1**	**ug/L**	**111**		**SW846 8330**
	ND	**1.0**	**1.1**	**ug/L**	**113**	**2.0**	**SW846 8330**
3-Nitrotoluene	**ND**	**1.0**	**1.1**	**ug/L**	**114**		**SW846 8330**
	ND	**1.0**	**1.2**	**ug/L**	**117**	**2.5**	**SW846 8330**
4-Nitrotoluene	**ND**	**1.0**	**1.1**	**ug/L**	**112**		**SW846 8330**
	ND	**1.0**	**1.2**	**ug/L**	**115**	**3.3**	**SW846 8330**
RDX	**ND**	**1.0**	**1.1**	**ug/L**	**114**		**SW846 8330**
	ND	**1.0**	**1.2**	**ug/L**	**116**	**2.6**	**SW846 8330**
Tetryl	**ND**	**1.0**	**1.0**	**ug/L**	**101**		**SW846 8330**
	ND	**1.0**	**1.0**	**ug/L**	**104**	**2.8**	**SW846 8330**
1,3,5-Trinitrobenzene	**ND**	**1.0**	**1.1**	**ug/L**	**109**		**SW846 8330**
	ND	**1.0**	**1.1**	**ug/L**	**110**	**1.0**	**SW846 8330**
2,4,6-Trinitrotoluene	**ND**	**1.0**	**1.1**	**ug/L**	**113**		**SW846 8330**
	ND	**1.0**	**1.1**	**ug/L**	**114**	**1.0**	**SW846 8330**

SURROGATE	PERCENT RECOVERY	RECOVERY LIMITS
3,4-Dinitrotoluene	108	(84 - 125)
	107	(84 - 125)

NOTE(S):

Calculations are performed before rounding to avoid round-off errors in calculated results.

Bold print denotes control parameters

a Spiked analyte recovery is outside stated control limits.

MATRIX SPIKE SAMPLE EVALUATION REPORT

General Chemistry

Client Lot #...: A5G160111 **Matrix.....:** WATER
Date Sampled...: 07/14/05 11:51 **Date Received..:** 07/15/05

PARAMETER	PERCENT RECOVERY	RECOVERY LIMITS	RPD	RPD LIMITS	METHOD	PREPARATION-ANALYSIS DATE	PREP BATCH #
Cyanide, Total		WO#: HFJ2R1AQ-MS/HFJ2R1AR-MSD				MS Lot-Sample #: A5G150118-015	
	90	(42 - 140)			SW846 9012A	07/20/05	5201259
	89	(42 - 140)	1.4	(0-20)	SW846 9012A	07/20/05	5201259

Dilution Factor: 1

NOTE(S):

Calculations are performed before rounding to avoid round-off errors in calculated results.

MATRIX SPIKE SAMPLE DATA REPORT

General Chemistry

Client Lot #...: A5G160111 **Matrix.....:** WATER
Date Sampled...: 07/14/05 11:51 **Date Received..:** 07/15/05

PARAMETER	SAMPLE AMOUNT	SPIKE AMT	MEASRD AMOUNT	UNITS	PERCNT RECVRY	RPD	METHOD	PREPARATION-ANALYSIS DATE	PREP BATCH #
Cyanide, Total			WO#: HFJ2R1AQ-MS/HFJ2R1AR-MSD		MS Lot-Sample #: A5G150118-015				
	ND	0.040	0.036	mg/L	90		SW846 9012A	07/20/05	5201259
	ND	0.040	0.036	mg/L	89	1.4	SW846 9012A	07/20/05	5201259

Dilution Factor: 1

NOTE(S):

Calculations are performed before rounding to avoid round-off errors in calculated results.

MATRIX SPIKE SAMPLE EVALUATION REPORT

General Chemistry

Client Lot #...: A5G160111 **Matrix.....:** WG
Date Sampled...: 07/15/05 10:41 **Date Received..:** 07/15/05

PARAMETER	PERCENT RECOVERY	RECOVERY LIMITS	RPD	RPD LIMITS	METHOD	PREPARATION-ANALYSIS DATE	PREP BATCH #
Cyanide, Total		WO#: HFMNN1AQ-MS/HFMNN1AR-MSD				MS Lot-Sample #: A5G160111-003	
	92	(42 - 140)			SW846 9012A	07/20/05	5201259
	88	(42 - 140)	4.4	(0-20)	SW846 9012A	07/20/05	5201259
		Dilution Factor: 1					
Cyanide, Total		WO#: HFMNT1AU-MS/HFMNT1AV-MSD				MS Lot-Sample #: A5G160111-007	
	89	(42 - 140)			SW846 9012A	07/20/05	5201259
	73	(42 - 140)	20	(0-20)	SW846 9012A	07/20/05	5201259
		Dilution Factor: 1					
Nitrocellulose		WO#: HFMNN1AX-MS/HFMNN1A0-MSD				MS Lot-Sample #: A5G160111-003	
	86	(56 - 111)			MCAWW 353.2	07/27-07/29/05	5208517
	98	(56 - 111)	12	(0-15)	MCAWW 353.2	07/27-07/29/05	5208517
		Dilution Factor: 1					
Nitrocellulose		WO#: HFMNT1A0-MS/HFMNT1A1-MSD				MS Lot-Sample #: A5G160111-007	
	78	(56 - 111)			MCAWW 353.2	07/27-07/29/05	5208517
	76	(56 - 111)	2.4	(0-15)	MCAWW 353.2	07/27-07/29/05	5208517
		Dilution Factor: 1					

NOTE(S):

Calculations are performed before rounding to avoid round-off errors in calculated results.

MATRIX SPIKE SAMPLE DATA REPORT

General Chemistry

Client Lot #...: A5G160111 **Matrix.....:** WG
Date Sampled...: 07/15/05 10:41 **Date Received..:** 07/15/05

PARAMETER	SAMPLE AMOUNT	SPIKE AMT	MEASRD AMOUNT	UNITS	PERCNT RECVRY	RPD	METHOD	PREPARATION-ANALYSIS DATE	PREP BATCH #
Cyanide, Total			WO#: HFMNN1AQ-MS/HFMNN1AR-MSD				MS Lot-Sample #: A5G160111-003		
	ND	0.040	0.037	mg/L	92		SW846 9012A	07/20/05	5201259
	ND	0.040	0.035	mg/L	88	4.4	SW846 9012A	07/20/05	5201259
			Dilution Factor: 1						
Cyanide, Total			WO#: HFMNT1AU-MS/HFMNT1AV-MSD				MS Lot-Sample #: A5G160111-007		
	ND	0.040	0.036	mg/L	89		SW846 9012A	07/20/05	5201259
	ND	0.040	0.029	mg/L	73	20	SW846 9012A	07/20/05	5201259
			Dilution Factor: 1						
Nitrocellulose			WO#: HFMNN1AX-MS/HFMNN1A0-MSD				MS Lot-Sample #: A5G160111-003		
	ND	2.0	1.8	mg/L	86		MCAWW 353.2	07/27-07/29/05	5208517
	ND	2.0	2.0	mg/L	98	12	MCAWW 353.2	07/27-07/29/05	5208517
			Dilution Factor: 1						
Nitrocellulose			WO#: HFMNT1A0-MS/HFMNT1A1-MSD				MS Lot-Sample #: A5G160111-007		
	ND	2.0	1.7	mg/L	78		MCAWW 353.2	07/27-07/29/05	5208517
	ND	2.0	1.6	mg/L	76	2.4	MCAWW 353.2	07/27-07/29/05	5208517
			Dilution Factor: 1						

NOTE(S):

Calculations are performed before rounding to avoid round-off errors in calculated results.

END OF REPORT

APPENDIX C

DATA VERIFICATION REPORTS

This page left intentionally blank

DATA VERIFICATION /VALIDATION REPORT
PROJECT: RVAAP Facility Wide Ground Water Monitoring Program

SDG: A5G120109

The following samples were received at STL North Canton on 7/12/2005 by laboratory transit in acceptable condition for the analysis specified below. A discrepancy existed between the chain of custody and the bottle labels. The lab accepted the chain of custody as correct; however, the labels were indeed the correct sample identification. This report reflects changes to the sample ids to incorporate the –MW-classification to these samples.

Sample Date	Sample ID	QC	VOC	SVOC	EXP	Metals	Pest	PCB	CN
7/11/05	FWGLL1MW-083C-083-GW	OR-1	X	X	X		X	X	X
7/11/05	FWGLL1MW-083C-083-GF	OR-2				X			
7/11/05	FWGLL1MW-080C-0062-GW		X	X	X		X	X	X
7/11/05	FWGLL1MW-080C-0062-GF					X			
7/11/05	FWGLL1MW-078C-0061-GW		X	X	X		X	X	X
7/11/05	FWGLL1MW-078C-0061-GF					X			
7/11/05	FWGWMP-TB-0085-GW	TB	X						
7/11/05	FWGLL1MW-083C-0063-GW	FD-1	X	X	X		X	X	X
7/11/05	FWGLL1MW-083C-0063-GF	FD-2				X			

VOLATILES (EPA 8260B)
The following were reviewed and found acceptable:

- Holding times, preservation, sample handling
- Tuning criteria
- Initial Calibration Criteria including SPCC and CCC compounds
- ICV 2nd source and MRL criteria
- CCV criteria
- Internal standard area counts and retention times
- RRT and ion abundance criteria for all quantified compounds
- Manual integration consistent with LCG guidance documents
- Surrogate recoveries
- LCS/LCSD percent recoveries and RPD values
- MS/MSD percent recoveries and RPD values
- The method blank was free from contamination
- Field Duplicate RPD values

Methylene chloride (1.2 ug/L J), acetone (23 ug/L), and 2-butanone (0.65 ug/L J) were detected in the trip blank. No samples from this project showed any levels of these compounds; therefore, no data was qualified based on this.

MS/MSD analysis was only calculated for the standard CLP 5 volatile compounds. MS/MSD analysis was performed as batch QC on a similar project's sample in the same analytical batch. Raw data shows that all relevant contaminants of concern were spiked into the LCS.

One sample submitted during this sampling event was a field duplicate. The original sample FWGLL1MW-083C-0083-GW was a field duplicate of sample FWGLL1-083C-0063-GW. All sample results in both aliquots were undetectable at standard reporting levels.

SEMI-VOLATILES (EPA 8270C)
The following were reviewed and found acceptable:

- Holding times, preservation, sample handling

- Tuning criteria
- Initial Calibration Criteria including SPCC and CCC compounds
- ICV 2nd source and MRL criteria
- CCV criteria
- Internal standard area counts and retention times
- RRT and ion abundance criteria for all quantified compounds
- Manual integration consistent with LCG guidance documents
- LCS/LCSD percent recoveries and RPD value

Low surrogate recovery of one semi-volatile surrogate, 2-fluorophenol (10%) was reported for sample FWGLL1MW-083C-0063-GW. Since the other five surrogates had acceptable recovery and the recovery of this surrogate was at least 10%, no data was qualified based on this.

LCS analysis was only calculated for the standard CLP 11 semi-volatile organic compounds. Raw data shows that all relevant contaminants of concern were spiked into the LCS samples.

There was no MS/MSD performed on this analytical batch due to insufficient sample volume. Accuracy was evaluated using surrogate recoveries and precision was evaluated using LCS/LCSD analysis. No data was qualified based on this.

The method blank contained bis(2-ethylhexyl)phthalate (1.1 ug/L), di-n-butyl phthalate (0.37 ug/L J) and butylbenzyl phthalate (0.36 ug/L J). All associated samples in this analytical batch which had concentrations of these compounds within five times the value of this method blank, were qualified (B) found in blank.

PESTICIDES (EPA 8081A)

The following were reviewed and found acceptable:

- Holding times, preservation, sample handling
- Instrument performance, Breakdown criteria
- Initial Calibration Criteria
- ICV 2nd source and MRL criteria
- CCV criteria
- LCS/LCSD percent recoveries
- The method blank was free from contamination

There was no MS/MSD performed on this analytical batch due to insufficient sample volume. Accuracy was evaluated using surrogate recoveries and precision was evaluated using LCS/LCSD analysis. No data was qualified based on this.

Surrogate recovery was elevated in sample FWGLL1MW-078C-0061-GW (134%) due to matrix interference. Low surrogate recovery was reported in sample FWGLL1-080C-0062-GW (31%). Due to acceptable recovery of the second surrogate, no data was qualified based on this.

Sample FWGLL1-083C-0083-GW was diluted for analysis due to matrix interference. Detection limits have been raised accordingly. Surrogate recovery, although diluted, remained within acceptable recovery limits.

Positive values reported for pesticides have been confirmed on two columns. In two samples, results for 4,4'-DDT and beta-BHC have been qualified (P) due to a greater than 40% D between the original column and the second confirmation column.

Elevated RPD values were reported for gamma-BHC (lindane) (28%) in the LCS/LCSD analysis performed in this analytical batch. Since this represents only one of the twenty-one pesticide compounds analyzed in this analytical batch, and since all positive values for pesticides have already been qualified (P) due do elevated %D values between columns, no further qualification was made to the data based on this information.

The laboratory states that the ending continuing calibration verification failed on the low side in the analytical sequence containing these four samples. However, only one column is needed for non-detected compounds, and since only two compounds were detected in this analytical sequence, and both have already been qualified, no further qualification was made based on this data.

PCBs (EPA 8082)
The following were reviewed and found acceptable:

- Holding times, preservation, sample handling
- Initial Calibration Criteria
- ICV 2nd source and MRL criteria
- CCV criteria
- Confirmation of positive values using second column
- LCS/LCSD percent recoveries and RPD values
- The method blank was free from contamination

Low surrogate recovery for tetrachloro-m-xylene (29%) was reported in sample FWGLL1MW-080C-0062-GW. The sample was not re-analyzed due to acceptable surrogate recovery of decachlorobiphenyl. No data was qualified based on undetectable levels of all compounds in the sample.

There was no MS/MSD performed on this analytical batch due to insufficient sample volume. Accuracy was evaluated using surrogate recoveries and precision was evaluated using LCS/LCSD analysis. No data was qualified based on this.

EXPLOSIVES and Nitroguanidine (EPA 8330)
The following were reviewed and found acceptable:

- Holding times, preservation, sample handling
- Initial Calibration Criteria
- MRL criteria
- Confirmation of positive values using second column
- Surrogate recoveries
- LCS/LCSD percent recoveries and RPD values
- The method blank was free from contamination
- The filter blank was free from contamination

Due to high solid content, sample FWGLL1MW-078C-0061-GW was filtered prior to analysis. A filter blank was prepared and analyzed with this analytical batch. No contamination was noted on the filter blank.

Reporting limits have been raised in some samples in this analytical batch due to dilutions necessary to bring concentrations of analytes within the linear range of the instrument.

Continuing calibration verification exceeded 15% limit for 2,6-dinitrotoluene, 2-nitrotoluene, 3-nitrotoluene, and 4-nitrotoluene. Positive results for these compounds have been qualified (J) estimated.

Positive RDX results in sample FWGLL1MW-083C-0083-GW and its duplicate FWGLL1MW-083C-0063-GW could not be confirmed due to matrix interference on the confirmation column. Results from the primary column have been reported, and have been qualified (J) estimated. This QC exception, not explicitly discussed in the USACE guidelines, has been qualified similar to a greater than 40% D between primary and confirmation column.

Elevated surrogate recovery was reported in sample FWGLL1MW-083C-0083-GW (129%, 131%) and its duplicate FWGLL1MW-083C-0063-GW (128%). These samples had several positive values detected, and surrogate recovery may have been affected by matrix effect. No data was qualified based on this.

Elevated MS/MSD percent recoveries were reported for 2-nitrotoluene (126%), 3-nitrotoluene (128%, 123%), and 4-nitrotoluene (128%). Since this sample represents batch QC, and a sample from another

project was selected as a representative matrix type, no data from this project was qualified based on this data. Acceptable LCS/LCSD percent recoveries were reported.

METALS (EPA 6010B, 6020, 7470A)
The following were reviewed and found acceptable:

- Holding times, preservation, sample handling
- Initial Calibration Criteria
- ICV 2nd source and MRL criteria
- ICB criteria
- CCV and CCB criteria
- Interference check compounds (ICSA) criteria
- LCS percent recoveries
- MS percent recoveries
- Sample duplicate criteria
- Post digestion spike criteria

Potassium was detected in the method blank at a concentration of 148 ug/L which is less than ½ the reporting limit of 5000 ug/L. Positive values reported at concentrations less than 740 ug/L have been qualified (B) found in blank.

Serial dilutions performed on sample FWGLL1MW-083C-0083-GF had % difference values of 23.7 for potassium. Positive results for this sample have been qualified estimated (J).

GENERAL CHEMISTRY
Cyanide
The following were reviewed and found acceptable:

- Holding times, preservation, sample handling
- Initial Calibration Criteria
- Initial Calibration Blank
- CCV, CCB criteria
- LCS percent recoveries
- MS/MSD percent recoveries and RPD values
- The method blank was free from contamination

Nitrocellulose
The following were reviewed and found acceptable:

- Holding times, preservation, sample handling
- Initial Calibration Criteria
- Initial Calibration Blank
- CCV, CCB criteria
- LCS percent recoveries
- MS/MSD percent recoveries and RPD values

Nitrocellulose was detected in the method blank (0.13 ug/L). Sample results less than 0.65 ug/L have been qualified (B) found in blank.

DATA VERIFICATION /VALIDATION REPORT
PROJECT: RVAAP Facility Wide Ground Water Monitoring Program

SDG: A5G1301031

The following samples were received at STL North Canton on 7/13/2005 by laboratory transit in acceptable condition for the analysis specified below.

Sample Date	Sample ID	QC	VOC	SVOC	EXP	Metals	Pest	PCB	CN
7/12/05	FWGLL2MW-059C-0064-GW	QA-1	X	X	X		X	X	X
7/12/05	FWGLL2MW-059C-0064-GF	QA-2				X			
7/11/05	FWGLL2MW-262C-0084-GW	OR-1	X	X	X		X	X	X
7/11/05	FWGLL2MW-262C-0084-GF	OR-2				X			
7/11/05	FWGBKGMW-018C-0057-GW		X	X	X		X	X	X
7/12/05	FWGBKGMW-018C-0057-GF					X			
7/12/05	FWGBKGMW-015C-0054-GW		X	X	X		X	X	X
7/12/05	FWGBKGMW-015C-0054-GF					X			
7/12/05	FWGBKGMW-016C-0055-GW	QA-3	X	X	X		X	X	X
7/12/05	FWGBKGMW-016C-0055-GF	QA-4				X			
7/12/05	FWGBKGMW-019C-0058-GW		X	X	X		X	X	X
7/12/05	FWGBKGMW-019C-0058-GF					X			
7/12/05	FWGBKGMW-017C-0056-GW		X	X	X		X	X	X
7/12/05	FWGBKGMW-017C-0056-GF					X			
7/12/05	FWGBKGMW-005C-0048-GW		X	X	X		X	X	X
7/12/05	FWGBKGMW-005C-0048-GF					X			
7/12/05	FWGBKGMW-006C-0049-GW		X	X	X		X	X	X
7/12/05	FWGBKGMW-006C-0049-GF					X			
7/12/05	FWGBKGMW-013C-0053-GW		X	X	X		X	X	X
7/12/05	FWGBKGMW-013C-0053-GF					X			
7/11/05	FWGLL2MW-262C-0065-GW	FD-1	X	X	X		X	X	X
7/11/05	FWGLL2MW-262C-0065-GF	FD-2				X			
7/12/05	FWGWMP-TB-0087-GW	TB	X						

VOLATILES (EPA 8260B)
The following were reviewed and found acceptable:

- Holding times, preservation, sample handling
- Tuning criteria
- Initial Calibration Criteria including SPCC and CCC compounds
- ICV 2nd source and MRL criteria
- CCV criteria
- Internal standard area counts and retention times
- RRT and ion abundance criteria for all quantified compounds
- Manual integration consistent with LCG guidance documents
- Surrogate recoveries
- LCS/LCSD percent recoveries and RPD values
- MS/MSD percent recoveries and RPD values
- The method blank was free from contamination
- Field Duplicate RPD values

Methylene chloride (1.6 ug/L J) was detected in the trip blank. No samples from this project showed any levels of this compounds; therefore, no data was qualified based on this.

MS/MSD analysis was only calculated for the standard CLP 5 volatile compounds. Raw data shows that all relevant contaminants of concern were spiked into the LCS.

One sample submitted during this sampling event was a field duplicate. The original sample FWGLL2MW-262C-0084-GW was a field duplicate of sample FWGLL2MW-262C-0084-GW. All sample results in both aliquots were undetectable at standard reporting levels.

SEMI-VOLATILES (EPA 8270C)

The following were reviewed and found acceptable:

- Holding times, preservation, sample handling
- Tuning criteria
- Initial Calibration Criteria including SPCC and CCC compounds
- ICV 2nd source and MRL criteria
- CCV criteria
- Internal standard area counts and retention times
- RRT and ion abundance criteria for all quantified compounds
- Manual integration consistent with LCG guidance documents
- LCS/LCSD percent recoveries and RPD value

Low surrogate recovery of one semi-volatile surrogate, 2-fluorophenol was reported for sample FWGBKGMW-017C-0056-GW (14%). Since the other five surrogates had acceptable recovery and the recovery of this surrogate was at least 10%, no data was qualified based on this.

LCS analysis was only calculated for the standard CLP 11 semi-volatile organic compounds. Raw data shows that all relevant contaminants of concern were spiked into the LCS samples.

Low MS percent recovery was reported for 2-chlorophenol (32%). Elevated RPD values were also reported in the MS/MSD performed on site sample FWGBKBMW-018C-0057-GW for phenol (58% RPD) and 2-chlorophenol (67% RPD). Since acceptable LCS/LCSD percent recoveries were reported for 2-chlorophenol, no data was qualified based on MS/MSD percent recoveries. Since all samples had undetectable levels of phenol and 2-chlorophenol, no data was qualified based on elevated RPD values.

The method blank contained bis(2-ethylhexyl)phthalate (4.5 ug/L) and butyl benzyl phthalate (0.37 ug/L J). All associated samples in this analytical batch which had concentrations of these compounds within five times the value of this method blank, were qualified (B) found in blank.

PESTICIDES (EPA 8081A)

The following were reviewed and found acceptable:

- Holding times, preservation, sample handling
- Instrument performance, Breakdown criteria
- Initial Calibration Criteria
- ICV 2nd source and MRL criteria
- CCV criteria
- Surrogate recoveries
- LCS percent recoveries
- MS/MSD percent recoveries and RPD values
- The method blank was free from contamination

.

Positive values reported for pesticides have been confirmed on two columns. In one sample, results for 4,4'-DDT have been qualified (P) due to a greater than 40% D between the original column and the second confirmation column.

PCBs (EPA 8082)
The following were reviewed and found acceptable:

- Holding times, preservation, sample handling
- Initial Calibration Criteria
- ICV 2nd source and MRL criteria
- CCV criteria
- Confirmation of positive values using second column
- LCS percent recoveries
- MS/MSD percent recoveries
- The method blank was free from contamination

Elevated surrogate recovery for tetrachloro-m-xylene (160%) was reported in sample FWGBKGMW-015C-0054-GW. The sample was not re-analyzed due to acceptable surrogate recovery of decachlorobiphenyl. No data was qualified based on undetectable levels of all compounds in the sample.

Elevated RPD values were reported for all compounds in the MS/MSD duplicate pair. The MSD had low recoveries of aroclor-1016 (19%) and aroclor-1260 (21%), while acceptable recovery was reported in the MS pair. In addition, poor surrogate recovery was also reported in the MSD (13%, and 20%) for both surrogates. Since these elevated RPD values were most probably due to this poor extraction process which was indicated by the low surrogate recovery as well, no data was qualified based on this since all other samples had acceptable surrogate recovery.

EXPLOSIVES and Nitroguanidine (EPA 8330)
The following were reviewed and found acceptable:

- Holding times, preservation, sample handling
- Initial Calibration Criteria
- MRL criteria
- Confirmation of positive values using second column
- Surrogate recoveries
- LCS/LCSD percent recoveries and RPD values
- The method blank was free from contamination
- The filter blank was free from contamination

Due to high solid content, sample FWGLL2MW-059C-0064-GW, FWGBKGMW-005C-0048-GW, and FWGBKGMW-006C-0049-GW were filtered prior to analysis. A filter blank was prepared and analyzed with this analytical batch. No contamination was noted on the filter blank.

Continuing calibration verification exceeded 15% limit for 2,6-dinitrotoluene, 2-nitrotoluene, 3-nitrotoluene, and 4-nitrotoluene. Positive results for these compounds have been qualified (J) estimated.

Elevated MS/MSD percent recoveries were reported for 2-nitrotoluene (126%), 3-nitrotoluene (128%, 123%), and 4-nitrotoluene (128%) in sample FWGBKGMW-018C-0057-GW from this project. Since elevated recoveries were reported, a bias high potentially exists with these compounds. However, since all compounds were at undetectable levels in this sample, no data was qualified based on this. Acceptable LCS/LCSD percent recoveries were reported.

METALS (EPA 6010B, 6020, 7470A)
The following were reviewed and found acceptable:

- Holding times, preservation, sample handling
- Initial Calibration Criteria
- ICV 2nd source and MRL criteria
- ICB criteria
- CCV and CCB criteria
- Interference check compounds (ICSA) criteria
- LCS percent recoveries
- MS percent recoveries
- Sample duplicate criteria
- Serial dilutions
- Post digestion spike criteria

Potassium was detected in the method blank at a concentration of 148 ug/L which is less than ½ the reporting limit of 5000 ug/L. Positive values reported at concentrations less than 740 ug/L have been qualified (B) found in blank.

GENERAL CHEMISTRY
Cyanide
The following were reviewed and found acceptable:

- Holding times, preservation, sample handling
- Initial Calibration Criteria
- Initial Calibration Blank
- CCV, CCB criteria
- LCS percent recoveries
- MS/MSD percent recoveries and RPD values
- The method blank was free from contamination

Nitrocellulose
The following were reviewed and found acceptable:

- Holding times, preservation, sample handling
- Initial Calibration Criteria
- Initial Calibration Blank
- CCV, CCB criteria
- LCS percent recoveries
- MS/MSD percent recoveries and RPD values

Nitrocellulose was detected in the method blank (0.13 ug/L). Sample results less than 0.65 ug/L have been qualified (B) found in blank.

DATA VERIFICATION /VALIDATION REPORT
PROJECT: RVAAP Facility Wide Ground Water Monitoring Program

SDG: A5G140104

The following samples were received at STL North Canton on 7/14/2005 by laboratory transit in acceptable condition for the analysis specified below.

Sample Date	Sample ID	QC	VOC	SVOC	EXP	Metals	Pest	PCB	CN
7/13/05	FWGLL12MW-186C-0076-GW		X	X	X		X	X	X
7/13/05	FWGLL12MW-186C-0076-GF					X			
7/13/05	FWGBKGMW-004C-0047-GW		X	X	X		X	X	X
7/13/05	FWGBKGMW-004C-0047-GF					X			
7/13/05	FWGLL11MW-002C-0071-GW		X	X	X		X	X	X
7/13/05	FWGLL11MW-002C-0071-GF					X			
7/13/05	FWGLL4MW-198C-0069-GW		X	X	X		X	X	X
7/13/05	FWGLL4MW-198C-0069-GF					X			
7/13/05	FWGLL11MW-007C-0072-GW		X	X	X		X	X	X
7/13/05	FWGLL11MW-007C-0072-GF					X			
7/13/05	FWGBKGMW-008C-0050-GW		X	X	X		X	X	X
7/13/05	FWGBKGMW-008C-0050-GF					X			
7/13/05	FWGBKGMW-020C-0059-GW		X	X	X		X	X	X
7/13/05	FWGBKGMW-020C-0059-GF					X			
7/13/05	FWGBKGMW-021C-0060-GW	OR-1	X	X	X		X	X	X
7/13/05	FWGBKGMW-021C-0060-GF	OR-2				X			
7/13/05	FWGLL4MW-199C-0089-GW	OR-3	X	X	X		X	X	X
7/13/05	FWGLL4MW-199C-0089-GF	OR-4				X			
7/13/05	FWGBKGMW-021C-0088-GW	FD-1	X	X	X		X	X	X
7/13/05	FWGBKGMW-021C-0088-GF	FD-2				X			
7/13/05	FWGLL4MW-199C-0070-GW	FD-3	X	X	X		X	X	X
7/13/05	FWGLL4MW-199C-0070-GF	FD-4				X			
7/13/05	FWGWMP-TB-0090-GW	TB	X						

VOLATILES (EPA 8260B)
The following were reviewed and found acceptable:

- Holding times, preservation, sample handling
- Tuning criteria
- Initial Calibration Criteria including SPCC and CCC compounds
- ICV 2nd source and MRL criteria
- CCV criteria
- Internal standard area counts and retention times
- RRT and ion abundance criteria for all quantified compounds
- Manual integration consistent with LCG guidance documents
- Surrogate recoveries
- LCS/LCSD percent recoveries and RPD values
- MS/MSD percent recoveries and RPD values
- Field Duplicate RPD values

Methylene chloride (1.3 ug/L J) was detected in the trip blank. No samples from this project showed any levels of this compounds; therefore, no data was qualified based on this.

Methylene chloride was detected in the method blank for analytical batch 5208186 at a concentration of 0.40 ug/L J. Only the trip blank showed the presence of methylene chloride, and its concentration was qualified (B) found in blank.

MS/MSD analysis was only calculated for the standard CLP 5 volatile compounds. Raw data shows that all relevant contaminants of concern were spiked into the LCS.

Two samples submitted during this sampling event were field duplicates. All sample results in both aliquots were undetectable at standard reporting levels.

SEMI-VOLATILES (EPA 8270C)

The following were reviewed and found acceptable:

- Holding times, preservation, sample handling
- Tuning criteria
- Initial Calibration Criteria including SPCC and CCC compounds
- ICV 2nd source and MRL criteria
- CCV criteria
- Internal standard area counts and retention times
- RRT and ion abundance criteria for all quantified compounds
- Manual integration consistent with LCG guidance documents
- MS/MSD percent recoveries and RPD values

Low surrogate recovery of three semi-volatile surrogates, phenol-d5 (1.7%), 2-fluorophenol (0%), and 2,4,6-tribromophenol (0%) were reported for sample FWGLL12MW-186C-0076-GW. All acid/phenol compounds in this sample have been qualified rejected (R). No positive values for acid/phenol compounds existed in this sample.

Low recoveries were reported in analytical batch 5197084 for all acid/phenolic compounds in the LCS ranging from 0-17% recovery. These low recoveries were also seen in the surrogate recoveries of acid fraction surrogates in the method blank and the LCS for this analytical batch. Sample FWGLL12MW-186C-0076-GW is the only sample in this analytical batch containing unacceptable recovery of acid/phenolic compounds due to batch QC issues. Acid/phenol compounds have been rejected (R).

LCS analysis was only calculated for the standard CLP 11 semi-volatile organic compounds. Raw data shows that all relevant contaminants of concern were spiked into the LCS samples.

The method blank for analytical batch 5196051 contained bis(2-ethylhexyl)phthalate (2.4 ug/L) while the method blank for analytical batch 5197084 contained diethyl phthalate (0.74 ug/L J), di-n-butyl phthalate (1.2 ug/L) and bis(2-ethylhexyl)phthalate (6.5 ug/L). All associated samples in these analytical batches which had concentrations of these compounds within five times the value of this method blank, were qualified (B) found in blank.

PESTICIDES (EPA 8081A)

The following were reviewed and found acceptable:

- Holding times, preservation, sample handling
- Instrument performance, Breakdown criteria
- Initial Calibration Criteria
- ICV 2nd source and MRL criteria
- CCV criteria
- Surrogate recoveries
- LCS/LCSD percent recoveries and RPD values
- The method blank was free from contamination

Due to insufficient sample volume, MS/MSD analysis was not performed. Accuracy has been evaluated using surrogate recovery. Precision has been assessed using LCS/LCSD percent recoveries and RPD values. No data was qualified based on this.

Positive values reported for pesticides have been confirmed on two columns. In one sample, results for 4,4'-DDT have been qualified (P) due to a greater than 40% D between the original column and the second confirmation column.

PCBs (EPA 8082)
The following were reviewed and found acceptable:
- Holding times, preservation, sample handling
- Initial Calibration Criteria
- ICV 2nd source and MRL criteria
- CCV criteria
- Confirmation of positive values using second column
- Surrogate percent recoveries
- LCS/LCSD percent recoveries and RPD values
- The method blank was free from contamination

Due to insufficient sample volume, MS/MSD analysis was not performed. Accuracy has been evaluated using surrogate recovery. Precision has been assessed using LCS/LCSD percent recoveries and RPD values. No data was qualified based on this.

EXPLOSIVES and Nitroguanidine (EPA 8330)
The following were reviewed and found acceptable:
- Holding times, preservation, sample handling
- Initial Calibration Criteria
- MRL criteria
- Confirmation of positive values using second column
- Surrogate recoveries
- LCS/LCSD percent recoveries and RPD values
- The method blank was free from contamination

Due to insufficient sample volume, MS/MSD analysis was not performed. Accuracy has been evaluated using surrogate recovery. Precision has been assessed using LCS/LCSD percent recoveries and RPD values. No data was qualified based on this.

METALS (EPA 6010B, 6020, 7470A)
The following were reviewed and found acceptable:
- Holding times, preservation, sample handling
- Initial Calibration Criteria
- ICV 2nd source and MRL criteria
- ICB criteria
- CCV and CCB criteria
- Interference check compounds (ICSA) criteria
- LCS percent recoveries
- MS percent recoveries
- Sample duplicate criteria
- Post digestion spike criteria

Iron (61 ug/L), Manganese (0.75 ug/L), Potassium (141 ug/L), and Zinc(8.4 ug/L) were detected in the method blank at concentrations less than ½ their respective reporting limits of 1000, 100, 5000, and 100ug/L. Positive values reported at concentrations less than 5 times the values found in the blank have been qualified (B) found in blank.

Serial dilutions performed on sample FWGLL12MW-186C-0076-GF had elevated %D values for potassium (31.2%). Positive values for this sample for potassium have been qualified estimated (J).

GENERAL CHEMISTRY

Cyanide

The following were reviewed and found acceptable:

- Holding times, preservation, sample handling
- Initial Calibration Criteria
- Initial Calibration Blank
- CCV, CCB criteria
- LCS percent recoveries
- MS/MSD percent recoveries and RPD values
- The method blank was free from contamination

Nitrocellulose

The following were reviewed and found acceptable:

- Holding times, preservation, sample handling
- Initial Calibration Criteria
- Initial Calibration Blank
- CCV, CCB criteria
- LCS percent recoveries
- MS/MSD percent recoveries and RPD values
- The method blank was free from contamination

DATA VERIFICATION /VALIDATION REPORT
PROJECT: RVAAP Facility Wide Ground Water Monitoring Program

SDG: A5G150118

The following samples were received at STL North Canton on 7/14/2005 by laboratory transit in acceptable condition for the analysis specified below.

Sample Date	Sample ID	QC	VOC	SVOC	EXP	Metals	Pest	PCB	CN
7/14/05	FWGBKGMW-012C-0052-GW	QA-1	X	X	X		X	X	X
7/14/05	FWGBKGMW-012C-0052-GF	QA-2				X			
7/14/05	FWGBKGMW-010-0051-GW		X	X	X		X	X	X
7/14/05	FWGBKGMW-010-0051-GF					X			
7/14/05	FWGLL3MW-238C-0067-GW		X	X	X		X	X	X
7/14/05	FWGLL3MW-238C-0067-GF					X			
7/14/05	FWGLL3MW-242C-0068-GW		X	X	X		X	X	X
7/14/05	FWGLL3MW-242C-0068-GF					X			
7/14/05	FWGLL12MW-153C-0073-GW	QA-3	X	X	X		X	X	X
7/14/05	FWGLL12MW-153C-0073-GF	QA-4				X			
7/14/05	FWGLL12MW-182C-0074-GW		X	X	X		X	X	X
7/14/05	FWGLL12MW-182C-0074-GF					X			
7/14/05	FWGLL12MW-183C-0075-GW		X	X	X		X	X	X
7/14/05	FWGLL12MW-183C-0075-GF					X			
7/14/05	FWGCBPMW-005C-0077-GW		X	X	X		X	X	X
7/14/05	FWGCBPMW-005C-0077-GF					X			
7/14/05	FWGCBPMW-007C-0078-GW		X	X	X		X	X	X
7/14/05	FWGCBPMW-007C-0078-GF					X			
7/14/05	FWGCBPMW-006C-0080-GW		X	X	X		X	X	X
7/14/05	FWGCBPMW-006C-0080-GF					X			
7/14/05	FWGWMP-TB-0091-GW	TB	X						

VOLATILES (EPA 8260B)
The following were reviewed and found acceptable:

- Holding times, preservation, sample handling
- Tuning criteria
- Initial Calibration Criteria including SPCC and CCC compounds
- ICV 2nd source and MRL criteria
- CCV criteria
- Internal standard area counts and retention times
- RRT and ion abundance criteria for all quantified compounds
- Manual integration consistent with LCG guidance documents
- Surrogate recoveries
- LCS/LCSD percent recoveries and RPD values
- MS/MSD percent recoveries and RPD values

Methylene chloride (0.84 ug/L J) was detected in the trip blank. No samples from this project showed any levels of this compounds; therefore, no data was qualified based on this.

Methylene chloride was detected in the method blank at a concentration of 0.40 ug/L J. Only the trip blank showed the presence of methylene chloride, and its concentration was qualified (B) found in blank.

MS/MSD analysis was only calculated for the standard CLP 5 volatile compounds. Raw data shows that all relevant contaminants of concern were spiked into the LCS.

SEMI-VOLATILES (EPA 8270C)
The following were reviewed and found acceptable:

- Holding times, preservation, sample handling
- Tuning criteria
- Initial Calibration Criteria including SPCC and CCC compounds
- ICV 2nd source and MRL criteria
- CCV criteria
- Internal standard area counts and retention times
- RRT and ion abundance criteria for all quantified compounds
- Manual integration consistent with LCG guidance documents
- MS/MSD percent recoveries and RPD values

Low surrogate recovery of three semi-volatile surrogates, phenol-d5 (1.6%), 2-fluorophenol (0%), and 2,4,6-tribromophenol (0%) were reported for sample FWGBKGMW-012C-0052-GW. The sample was re-extracted outside of holding time, and acceptable surrogate recovery was reported. All results from both extractions confirmed non-detectable results for all compounds with the exception of those qualified for method blank contamination. The original acid/phenol compounds in this sample have been qualified rejected (R). The re-extraction results were not qualified based on holding time exceedence.

Sample FWGBKGMW-010-0051-GW was re-extracted because its batch QC had low LCS acid/phenol recoveries, and poor surrogate recovery of the LCS and method blank. Original surrogate recovery in the sample was acceptable. Results from this initial analysis should be qualified rejected (R) for all acid phenolic compounds due to LCS recovery less than 10%. The re-extraction, performed outside of holding time, had low recoveries of two of the six semi-volatiles surrogates, 2-fluorophenol (0%), and 2,4,6-tribromophenol (1.6%). One compound, di-n-butyl phthalate was detected in the re-extraction that was not initially reported in the original analysis. The re-extraction results of acid/phenol compounds were qualified rejected (R) due to low surrogate recoveries. The sample could not be analyzed again, due to insufficient sample volume.

Samples FWGLL3MW-238C-0067-GW FWGLL12MW-182C-0074-GW, FWGLL12MW-183C-0075-GW, and FWGCBPMW-005C-0077-GW were re-extracted because its batch QC had low LCS acid/phenol recoveries, and poor surrogate recovery of the LCS and method blank. Original surrogate recovery in the sample was acceptable. Results from this initial analysis should be qualified rejected (R) for all acid phenolic compounds due to LCS recovery less than 10%. The re-extraction was performed outside of holding time. All results from both extractions confirmed non-detectable results for all compounds with the exception of those qualified for method blank contamination. The re-extraction results were not qualified based on holding time exceedence.

Samples FWGCBPMW-007C-0078-GW and sample FWGWBGMW-006C-0080-GW should have been re-extracted because its batch QC had low LCS acid/phenol recoveries, and poor surrogate recovery of the LCS and method blank. Original surrogate recoveries were unacceptable for all acid/phenol compounds with % recoveries ranging from 0 – 4.6%. Results from this initial analysis should be qualified rejected (R) for all acid phenolic compounds. The lab failed to re-extract these samples due to limited sample volume.

Low surrogate recovery was reported for 2-fluorophenol (18%) in sample FWGLL3MW-242C-0068-GW, as well as in sample FWGLL12MW-183C-0075-GW (8.3%). Since the other five surrogates were acceptable, no data was qualified based on this. This sample was however, in analytical batch 5197084 and all acid/phenol compounds have been rejected (R).

Low recoveries were reported in analytical batch 5197084 for all acid/phenolic compounds in the LCS ranging from 0-17% recovery. These low recoveries were also seen in the surrogate recoveries of acid

fraction surrogates in the method blank and the LCS for this analytical batch. Sample FWGLL3MW-242C-0068-GW and FWGLL12MW-153C-0073-GW results for acid/phenolic compounds have been rejected (R) due to batch QC issues.

LCS analysis was only calculated for the standard CLP 11 semi-volatile organic compounds. Raw data shows that all relevant contaminants of concern were spiked into the LCS samples.

Low LCS % recoveries were reported for 4-chloro-3-methylphenol (17%), 4-nitrophenol (0%), pentachlorophenol (0%) in analytical batch 5197084 and for 2-chlorophenol (20%), 4-nitrophenol (0%), and pentachlorophenol (25%) in analytical batch 5206033. Acid phenol compounds have all be rejected (R) for samples in these batch. Samples were re-analyzed when sufficient quantity was available.

Elevated RPD values were reported in the LCS/LCSD for analytical batch 5209464 for 2-chlorophenol (50%). Since all samples had undetectable levels of this compound, no data was qualified based on this.

The method blank for analytical batch 5206033 contained bis(2-ethylhexyl)phthalate (2.4 ug/L). The method blank for analytical batch 5209464 contained bis(2-ethylhexyl)phthalate (9.5 ug/L) and di-n-octyl phthalate (0.58 ug/L J) while the method blank for analytical batch 5197084 contained diethyl phthalate (0.74 ug/L J), di-n-butyl phthalate (1.2 ug/L) and bis(2-ethylhexyl)phthalate (6.5 ug/L). All associated samples in these analytical batches which had concentrations of these compounds within five times the value of this method blank, were qualified (B) found in blank.

PESTICIDES (EPA 8081A)

The following were reviewed and found acceptable:

- Holding times, preservation, sample handling
- Instrument performance, Breakdown criteria
- Initial Calibration Criteria
- ICV 2nd source and MRL criteria
- CCV criteria
- LCS percent recoveries
- MS/MSD percent recoveries and RPD values
- The method blank was free from contamination

Positive values reported for pesticides have been confirmed on two columns. In one sample, results for delta-BHC, Endosulfan I, and 4,4'-DDE have been qualified (P) due to a greater than 40% D between the original column and the second confirmation column. This also occurred for heptachlor in sample FWGTCBPMW-005C-0077-GW for heptachlor, and results were qualified (P).

Elevated surrogate recovery was reported in sample FWGCBPMW-005C-0077-GW (136%). Positive results for heptachlor have been qualified estimated (J).

PCBs (EPA 8082)

The following were reviewed and found acceptable:

- Holding times, preservation, sample handling
- Initial Calibration Criteria
- ICV 2nd source and MRL criteria
- CCV criteria
- Confirmation of positive values using second column
- Surrogate percent recoveries
- LCS/LCSD percent recoveries and RPD values
- MS/MSD percent recoveries and RPD values
- The method blank was free from contamination

EXPLOSIVES and Nitroguanidine (EPA 8330)
The following were reviewed and found acceptable:
- Holding times, preservation, sample handling
- Initial Calibration Criteria
- MRL criteria
- Confirmation of positive values using second column
- Surrogate recoveries
- LCS/LCSD percent recoveries and RPD values
- The method blank was free from contamination

Confirmation of 2,4-DNT and 2,6-DNT could not be performed on sample FWGLL3MW-238C-0067-GW due to interference on the confirmation column. Positive results have been qualified estimated (J).

Positive values reported for explosives have been confirmed on two columns. In one sample, results for 4-nitrotoluene have been qualified (P) due to a greater than 40% D between the original column and the second confirmation column.

Dilutions were necessary on certain samples to bring concentrations within the linear range of the instrument. In all instances, the primary result has been rejected, and the diluted compounds have been reported, unqualified. In these cases, surrogate recovery could not be determined on the dilution. No data was qualified based on this.

METALS (EPA 6010B, 6020, 7470A)
The following were reviewed and found acceptable:
- Holding times, preservation, sample handling
- Initial Calibration Criteria
- ICV 2nd source and MRL criteria
- ICB criteria
- CCV and CCB criteria
- Interference check compounds (ICSA) criteria
- LCS percent recoveries
- MS percent recoveries
- Sample duplicate criteria
- Serial dilution criteria
- Post digestion spike criteria

Calcium (81.3 ug/L) and Potassium (144 ug/L) were detected in the method blank at concentrations less than ½ their respective reporting limits of 1000 and 5000ug/L. Positive values reported at concentrations less than 5 times the values found in the blank have been qualified (B) found in blank.

GENERAL CHEMISTRY
Cyanide
The following were reviewed and found acceptable:
- Holding times, preservation, sample handling
- Initial Calibration Criteria
- Initial Calibration Blank
- CCV, CCB criteria
- LCS percent recoveries
- MS/MSD percent recoveries and RPD values
- The method blank was free from contamination

Nitrocellulose
The following were reviewed and found acceptable:
- Holding times, preservation, sample handling

- Initial Calibration Criteria
- Initial Calibration Blank
- CCV, CCB criteria
- LCS percent recoveries
- MS/MSD percent recoveries and RPD values
- The method blank was free from contamination

Elevated LCS percent recoveries were reported for nitrocellulose (112%). All positive results for nitroceullulose have been qualified estimated (J).

DATA VERIFICATION /VALIDATION REPORT
PROJECT: RVAAP Facility Wide Ground Water Monitoring Program

SDG: A5G160111

The following samples were received at STL North Canton on 7/15/2005 by laboratory transit in acceptable condition for the analysis specified below.

Sample Date	Sample ID	QC	VOC	SVOC	EXP	Metals	Pest	PCB	CN
7/15/05	FWGWBGMW-009C-0082-GW		X	X	X		X	X	X
7/15/05	FWGWBGMW-009C-0082-GF					X			
7/15/05	FWGWBGMW-007C-0081-GW		X	X	X		X	X	X
7/15/05	FWGWBGMW-007C-0081-GF					X			
7/15/05	FWGDA2MW-107C-0079-GW		X	X	X		X	X	X
7/15/05	FWGDA2MW-107C-0079-GF					X			
7/15/05	FWGLL2MW-263C-0066-GW		X	X	X		X	X	X
7/15/05	FWGLL2MW-263C-0066-GF					X			
7/15/05	FWGWMP-TB-0093-GW	TB	X						

VOLATILES (EPA 8260B)
The following were reviewed and found acceptable:
- Holding times, preservation, sample handling
- Tuning criteria
- Initial Calibration Criteria including SPCC and CCC compounds
- ICV 2nd source and MRL criteria
- CCV criteria
- Internal standard area counts and retention times
- RRT and ion abundance criteria for all quantified compounds
- Manual integration consistent with LCG guidance documents
- Surrogate recoveries
- LCS/LCSD percent recoveries and RPD values
- MS/MSD percent recoveries and RPD values
- The method blank was free from contamination

Methylene chloride (0.63 ug/L J) and chloroform (0.22 ug/L J) were detected in the trip blank. No samples from this project showed any levels of these compounds; therefore, no data was qualified based on this.

MS/MSD analysis was only calculated for the standard CLP 5 volatile compounds. Raw data shows that all relevant contaminants of concern were spiked into the LCS.

SEMI-VOLATILES (EPA 8270C)
The following were reviewed and found acceptable:
- Holding times, preservation, sample handling
- Tuning criteria
- Initial Calibration Criteria including SPCC and CCC compounds
- ICV 2nd source and MRL criteria
- CCV criteria
- Internal standard area counts and retention times
- RRT and ion abundance criteria for all quantified compounds
- Manual integration consistent with LCG guidance documents
- LCS/LCSD percent recoveries

- MS/MSD percent recoveries and RPD values

Low surrogate recovery of three semi-volatile surrogates, phenol-d5 (4.3%), 2-fluorophenol (0%), and 2,4,6-tribromophenol (0%) were reported for sample FWGLL2MW-263C-0066-GW. The sample was re-extracted outside of holding time, and acceptable surrogate recovery was reported. All results from both extractions confirmed non-detectable results for all compounds with the exception of 2,4-dimethylphenol (0.61 ug/L J). This compounds was reported as non-detect in the re-analysis. The original acid/phenol compounds in this sample have been qualified rejected (R). The re-extraction results were not qualified based on holding time exceedence.

Low surrogate recovery was reported in the MS/MSD with recoveries of acid/phenol surrogates ranging from 0% - 13% recovery. No sample data was qualified based on this.

LCS analysis was only calculated for the standard CLP 11 semi-volatile organic compounds. Raw data shows that all relevant contaminants of concern were spiked into the LCS samples.

MS/MSD analysis was performed on two samples in this analytical batch. Acid/phenol compounds exhibited poor recovery, along with poor surrogate recovery. MSD recoveries of acid/phenol compounds ranged from 0% - 34% recovery, while in both sets, acceptable recovery was reported for all acid/phenol compounds in the MS. As a result, elevated RPD values were reported for the acid/phenol compounds in both sets of MS samples. No data has been qualified based solely on MS recoveries, since this poor recovery is always linked to poor surrogate recovery. Sample data has been qualified based on surrogate recovery.

Elevated RPD values were reported in the LCS/LCSD for 2-chlorophenol (50%). Since all samples had undetectable levels of this compound, no data was qualified based on this.

The method blank for this analytical batch contained bis(2-ethylhexyl)phthalate (3.3 ug/L). The method blank for analytical batch 5209464, which contained only the re-analysis of one sample, contained bis(2-ethylhexyl)phthalate (9.5 ug/L) and di-n-octyl phthalate (0.58 ug/L J). All associated samples in these analytical batches which had concentrations of these compounds within five times the value of this method blank, were qualified (B) found in blank.

PESTICIDES (EPA 8081A)
The following were reviewed and found acceptable:
- Holding times, preservation, sample handling
- Instrument performance, Breakdown criteria
- Initial Calibration Criteria
- ICV 2nd source and MRL criteria
- CCV criteria
- Second column confirmation
- LCS percent recoveries
- MS/MSD percent recoveries and RPD values
- The method blank was free from contamination

Elevated surrogate recovery was reported in the LCS associated with this analytical batch (136%). No sample data has been qualified based on this.

PCBs (EPA 8082)
The following were reviewed and found acceptable:
- Holding times, preservation, sample handling
- Initial Calibration Criteria
- ICV 2nd source and MRL criteria
- CCV criteria
- Confirmation of positive values using second column

- Surrogate percent recoveries
- LCS/LCSD percent recoveries and RPD values
- MS/MSD percent recoveries and RPD values
- The method blank was free from contamination

EXPLOSIVES and Nitroguanidine (EPA 8330)
The following were reviewed and found acceptable:
- Holding times, preservation, sample handling
- Initial Calibration Criteria
- MRL criteria
- Confirmation of positive values using second column
- Surrogate recoveries
- The method blank was free from contamination

Elevated LCS percent recovery was reported for HMX. Positive results for HMX in this analytical batch have been qualified estimated (J).

Elevated MS/MSD percent recoveries were reported for sample FWGLL2MW-263C-0066-GW for HMX (122%, 122%). Since this sample had undetectable levels of HMX, no data was qualified based on this.

METALS (EPA 6010B, 6020, 7470A)
The following were reviewed and found acceptable:
- Holding times, preservation, sample handling
- Initial Calibration Criteria
- ICV 2nd source and MRL criteria
- ICB criteria
- CCV and CCB criteria
- Interference check compounds (ICSA) criteria
- LCS percent recoveries
- Post digestion spike criteria

Iron (61 ug/L), Manganese (0.75 ug/L), Potassium (141 ug/L), and Zinc (8.4 ug/L) were detected in the method blank at concentrations less than ½ their respective reporting limits of 1000, 100, 5000, and 100ug/L. Positive values reported at concentrations less than 5 times the values found in the blank have been qualified (B) found in blank.

Serial dilutions performed on sample FWGWBGMW-007C-0081-GF had elevated %D values for potassium. Positive values for this sample for potassium have been qualified estimated (J).

Matrix spike analysis performed on sample FWGLL2MW-263C-0066-GF had RPD values and MS percent recoveries for iron which could not be calculated due to the low spike concentration relative to the initial concentration of iron in this sample (4x rule). No data was qualified based on this.

Matrix spike analysis performed on sample FWGWBGMW-007C-0081-GF had low recovery of aluminum (67%). Due to other acceptable MS data on a similar sample as well as acceptable LCS recovery, no data was qualified based on this.

Elevated RPD values were reported in the sample duplicate performed in this analytical batch for aluminum, arsenic, and selenium. These elevated RPD values were due to low level concentrations within five times the reporting limit. No data was qualified based on this.

GENERAL CHEMISTRY
Cyanide
The following were reviewed and found acceptable:
- Holding times, preservation, sample handling

- Initial Calibration Criteria
- Initial Calibration Blank
- CCV, CCB criteria
- LCS percent recoveries
- MS/MSD percent recoveries and RPD values
- The method blank was free from contamination

Nitrocellulose
The following were reviewed and found acceptable:
- Holding times, preservation, sample handling
- Initial Calibration Criteria
- Initial Calibration Blank
- CCV, CCB criteria
- LCS percent recoveries
- MS/MSD percent recoveries and RPD values
- The method blank was free from contamination

Elevated LCS percent recoveries were reported for nitrocellulose (112%). All positive results for nitrocellulose have been qualified estimated (J).