

FINAL
FACILITY-WIDE GROUNDWATER MONITORING PROGRAM

REPORT ON THE JANUARY 2008 SAMPLING EVENT

RAVENNA ARMY AMMUNITION PLANT,
RAVENNA, OHIO

MARC Contract Number W912QR-04-D-0036
Delivery Order 0006

PREPARED FOR

U.S. Army Corps of Engineers
600 Martin Luther King Jr. Place
Louisville, Kentucky 40202

Prepared by

Environmental Quality Management, Inc.
1800 Carillon Boulevard
Cincinnati Ohio 45240

August 22, 2008

FINAL
FACILITY-WIDE GROUNDWATER MONITORING PROGRAM

REPORT ON THE
JANUARY 2008 SAMPLING EVENT

RAVENNA ARMY AMMUNITION PLANT,
RAVENNA, OHIO

MARC Contract Number W912QR-04-D-0036
Delivery Order 0006

Prepared for

U.S. Army Corps of Engineers
600 Martin Luther King Jr. Place
Louisville, Kentucky 40202

Prepared by

Environmental Quality Management, Inc.
1800 Carillon Boulevard
Cincinnati Ohio 45240

August 22, 2008

FWGWMP January 2008 Final Sampling Event Report
Distribution List

RVAAP – 2 printed copies, 2 CDs
USACE - 2 printed copies, 3 CDs
USAEC – 1 CD
Ohio EPA – 1 printed copy, 2 CDs
OHARNG – 1 printed copy, 1 CD
EQM – 1 printed copy, 1 CD

TABLE OF CONTENTS

Section Page

VOLUME 1

SECTION 1 INTRODUCTION 1
1.1 Facility Description 1
1.2 Project Description 1
1.3 Scope of Work for the January 2008 Sampling Event 5
1.4 Report Presentation 6
SECTION 2 PROJECT ACTIVITIES 7
2.1 Groundwater Level Monitoring 7
2.2 Groundwater Sampling 7
2.3 Laboratory Analysis 8
2.4 Data Verification/Validation 9
2.5 Investigation Derived Waste 9
SECTION 3 RESULTS 11
3.1 Groundwater Elevations 11
3.2 Summary of Analytical Results 11
3.2.1 Explosives and Propellants 13
3.2.2 Inorganic Elements 23
3.2.3 Volatile Organic Compounds (VOCs) 34
3.2.4 Semivolatile Organic Compounds (SVOCs) 34
3.2.5 Pesticides and Polychlorinated Biphenyls (PCBs) 34
3.3 Data Verification/Validation 57
SECTION 4 REFERENCES 61

List of Figures

1-1 RVAAP General Location Map 2
1-2 RVAAP Facility Map 3

List of Tables

Table 2-1 Analytical Methods 8
Table 2-2. QA Table for January 2008 RVAAP Sampling 10
Table 3-1 October 2007 FWGWMP Monitoring Well Measurements 12
Table 3-2 FWGWMP January 2008 Explosive and Propellant Analytical Results 16
Table 3-3 FWGWMP Janaury 2008 Inorganics Analytical Results 27
Table 3-4 RVAAP Facility-wide Background Criteria, (SAIC, 2001b) 33
Table 3-5 FWGWMP Janaury 2008 VOCs Analytical Results 36
Table 3-6 FWGWMP Janaury 2008 SVOCs Analytical Results 41
Table 3-7 FWGWMP Janaury 2008 Pesticide and PCBs Analytical Results 52
Table 3-8 Percent of Acceptable Data 60

Table of Contents (cont.)

Appendices

A Correspondence Documenting the Change in Wells to be Sampled in 2008
B Field Log Book Sheets
C Data Verification Reports/Laboratory Data Sheets
Sample Delivery Group: A8A290102
Sample Delivery Group: A8A290105

VOLUME 2

Appendix

C Data Verification Reports/Laboratory Data Sheets
Sample Delivery Group: A8A300102
Sample Delivery Group: A8A300104
Sample Delivery Group: A8A310101
Sample Delivery Group: A8A310102

VOLUME 3

Appendices

C Data Verification Reports/Laboratory Data Sheets
Sample Delivery Group: A8A310222
Sample Delivery Group: A8A310224
D IDW Characterization and Disposal Plan
E Reporting Limits that Currently Do Not Meet the RVAAP QAPPPQLs and/or Region 9 PRGs

PLATES

Plate 1 Monitoring Wells at RVAAP
Plate 2 Potentiometric Map of Unconsolidated Aquifer (October 2007)
Plate 3 Potentiometric Surface of Bedrock – Homewood and Sharon (October 2007) Aquifer

LIST OF ACRONYMS

ADR	Automatic Data Review
AOC	Area of Concern
BRAC	U.S. Army Base Realignment and Closure Office
DOD	Department of Defense
EQM	Environmental Quality Management, Inc.
FWGWMPP	Facility-Wide Groundwater Monitoring Program Plan
FWSAP	Facility-Wide Sampling and Analysis Plan
IDW	Investigative Derived Waste
LCS	Laboratory Control Sample
LCG	Louisville Chemistry Guidelines
MARC	Multiple Award Remediation Contract
MS/MSD	Matrix spike/matrix spike duplicate
NGB	National Guard Bureau
ODA2	Open Demolition Area 2
Ohio EPA	Ohio Environmental Protection Agency
OHARNG	Ohio Army National Guard
PCB	Polychlorinated biphenyl
QA	Quality assurance
QAPP	Quality Assurance Project Plan
QC	Quality control
RQL	Ramsdell Quarry Landfill
RTLS	Ravenna Training and Logistics Site
RVAAP	Ravenna Army Ammunition Plant
SRC	Site Related Contaminant
SVOC	Semi-volatile organic compound
USACE	U.S. Army Corps of Engineers
VOC	Volatile organic compound

SECTION 1

INTRODUCTION

1.1 Facility Description

Past Department of Defense (DOD) activities at the Ravenna Army Ammunition Plant (RVAAP) date to 1940 and include the manufacturing, loading, handling and storage of military explosives and ammunition. Until 1999, the RVAAP was identified as a 21,419-acre installation. The property boundary was resurveyed by the Ohio Army National Guard (OHARNG) over a two year period from 2002 and 2003 and the actual total acreage of the property was found to be 21,683.289 acres. As of February 2006, a total of 20,403 acres of the former 21,683 acre RVAAP have been transferred to the United States Property and Fiscal Officer (USP&FO) for Ohio for use by the OHARNG as a military training site. The current RVAAP consists of 1,280 acres in several distinct parcels scattered throughout the confines of the OHARNG Ravenna Training and Logistics Site (RTLS). The RVAAP and the RTLS are collocated on contiguous parcels of property and the RTLS perimeter fence completely encloses the remaining parcels of the RVAAP. The RTLS is in northeastern Ohio within Portage and Trumbull Counties, approximately 4.8 kilometers (3 miles) east-northeast of the city of Ravenna and approximately 1.6 kilometers (1 mile) northwest of the city of Newton Falls (Figure 1-1). The RVAAP portions of the property are solely located within Portage County. The RTLS (inclusive of the RVAAP) is a parcel of property approximately 17.7 kilometers (11 miles) long and 5.6 kilometers (3.5 miles) wide bounded by State Route 5, the Michael J. Kirwan Reservoir, and the CSX System Railroad on the south; Garret, McCormick, and Berry roads on the west; the Norfolk Southern Railroad on the north; and State Route 534 on the east (see Figures 1-1 and 1-2). The RTLS is surrounded by several communities: Windham on the north; Garrettsville 9.6 kilometers (6 miles) to the northwest; Newton Falls 1.6 kilometers (1 mile) to the southeast; Charlestown to the southwest; and Wayland 4.8 kilometers (3 miles) to the south. When the RVAAP was operational the RTLS did not exist and the entire 21,683-acre parcel was a government-owned, contractor-operated (GOCO) industrial facility. The RVAAP Installation Restoration Program (IRP) encompasses investigation and cleanup of past activities over the entire 21,683 acres of the former RVAAP and therefore references to the RVAAP in this document are considered to be inclusive of the historical extent of the RVAAP, which is inclusive of the combined acreages of the current RTLS and RVAAP, unless otherwise specifically stated.

1.2 Project Description

1.2.1 Historical Monitoring

In 2004 the U.S. Army and the Ohio EPA finalized the Facility-Wide Groundwater

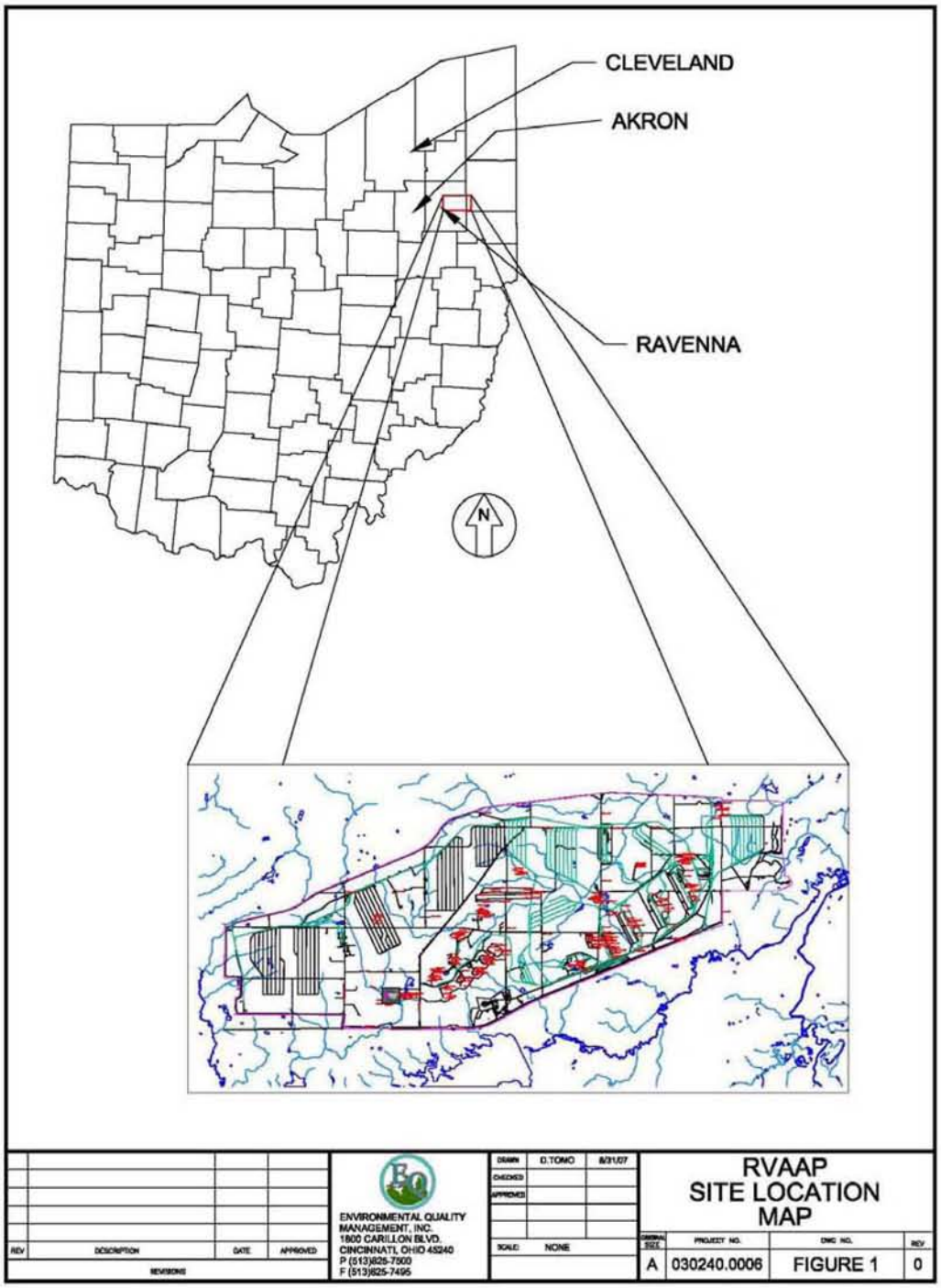

Fig. 1-1 General Location Map



Fig 1-2 RVAAP Facility Map

Monitoring Program (FWGWMP) Plan which details the requirements of the program. The FWGWMP was initiated in 2005 with three consecutive quarters of FWGWMP well sampling. Quarterly sampling has continued through the current monitoring event. The initial FWGWMP wells identified for monitoring were sampled once every quarter, with the exception of the Ramsdell Quarry Landfill (RQL) wells RQLmw-007, -008, and -009, and two Demolition (DA) Area 2 wells, DA2mw-DET3 and –DET4. The RQL and DA2 wells are sampled twice a year, during the second (April) and fourth (October) sampling events.

Details of the program design and requirements are contained in the *RVAAP Facility-Wide Groundwater Monitoring Program Plan,* Portage Environmental, September 2004. This document contains the Facility-Wide Sampling and Analysis Plan (FWSAP), Site Safety and Health Plan, and Quality Assurance Project Plan addenda that pertain to the proposed work. Additional details pertaining to performance of field and laboratory activities are contained in the *RVAAP Facility-Wide Sampling and Analysis Plan/Quality Assurance Project Plan (FWSAP),* SAIC, March 2001. As detailed in the FWGWMPP, the initial monitoring program consisted of the sampling of 36 wells specified in Table 4-1 of the FWGWMPP. Fourteen of these wells are "Background Wells"; the remainder are wells situated at various Areas of Concern (AOCs) at RVAAP. The first sampling event for this project was conducted in April 2005. The results of the previous nine FWGWMP sampling events are presented in the reports referenced in Section 4 of this report. The final assessment monitoring event for these wells was completed in October 2007.

1.2.2 Current Monitoring

On October 22, 2007 the USACE submitted to the Ohio EPA the *Draft Proposal to Update the Facility-Wide Ground Water Monitoring Program* (USACE October 2007) at the Ravenna Army Ammunition Plant. This proposal presented recommendations for modifications to the FWGWMP, the Director's Final Findings and Orders, and the Conceptual Plan in Appendix F of the Findings and Orders as presented below.

Section 3.1.2.2 of the FWGWMP Plan establishes a protocol for adding and removing wells from the FWGWMP: "Future wells installed as part of individual AOC investigations conducted under the ongoing Comprehensive Environmental Response Compensation and Liability Act (CERCLA) process at RVAAP will be evaluated for incorporation into the FWGWMP upon completion of at least four quarterly groundwater sampling events to be conducted as part of the Remedial Investigation (RI) phase at each AOC. The frequency of the initial sampling events may be other than quarterly if agreed upon by the Army and Ohio EPA". Based on this protocol the USACE notified the Ohio EPA on December 12, 2007 that the wells to be sampled would be changed effective with the January 2008 monitoring event. The Ohio EPA provided concurrence with this change in an email dated January 8, 2008. Copies of this correspondence are presented in Appendix A.

The list of FWGWMP wells to be monitored for the January 2008 event are presented in Table 1-1.

Table 1-1Wells Monitored During the January 2008 Event

Well ID	Well ID
LL1mw-063	LL4mw-194
LL1mw-064*	LL4mw-195
LL1mw-065	LL4mw-200
LL1mw-079	LL12mw-088
LL2mw-060	LL12mw-107
LL2mw-261	LL12mw-113
LL2mw-264	LL12mw-128
LL2mw-265	LL12mw-154
LL2mw-268	LL12mw-184
LL2mw-270	LL12mw-185
LL3mw-232	LL12mw-187
LL3mw-233	LL12mw-188
LL3mw-234	LL12mw-189
LL3mw-235	LL12mw-242
LL3mw-237	LL12mw-243
LL3mw-240	LL12mw-244
LL3mw-241	LL12mw-245
LL3mw-243	LL12mw-246*
LL4mw-193	

* During sampling activities the water in well LL1mw-064 was frozen in the casing above the ground level surface. This well was replaced with LL12mw-246. Details on this change are presented in Section 2.1.

1.3 Scope of Work for the January 2008 Sampling Event

Environmental Quality Management, Inc. (EQM) has been contracted (MARC Contract Number W912QR-04-D-0036) by the U.S. Army Corps of Engineers, Louisville District (USACE) to conduct the FWGWMP monitoring program beginning in April 2007. The objective of this project is to continue quarterly monitoring under the RVAAP Facility-Wide Groundwater Monitoring Program. The following tasks were performed during the January 2008 sampling event in accordance with specifications contained in the FWGWMPP, the FWSAP, and the Scope of Work written by the USACE:

- Obtained water level measurements on the 36 wells identified in Table 1-1.
- Performed groundwater sampling at the 36 wells identified in Table 1-1.
- Performed laboratory analysis for the collected samples.
- Verified, validated and reduced the laboratory analytical data produced for the event (exclusive of the quality assurance samples analyzed by RTI).
- Prepared the Investigative Derived Waste (IDW) Characterization and Disposal Report for the IDW collected during monitoring acivities.

- Prepared and submitted the quarterly monitoring report for the sampling event.

1.4 Report Presentation

This report presents the results of the January 2008 sampling event. The report is structured in the following way:

- Section 1.0 – Introduction.
- Section 2.0 – Description of Project Activities. This section describes project-specific details not contained in the FWSAP and FWGWMPP on how the tasks described above were performed.
- Section 3.0 – Results of Investigation. The results of the sampling event are summarized, groundwater elevation measurements, analytical results, data verification/validation information.
- Section 4.0 – References.

The appendices contain the following items:

- Appendix A - Correspondence Documenting the Change in Wells to be Sampled in 2008
- Appendix B – Field Log Book Sheets, Including Daily Activities, Water Level Measurements, Purge Records, and Technical Change Order.
- Appendix C – Data Verification Reports/Laboratory Data Sheets.
- Appendix D – Investigation-Derived Waste (IDW) Characterization and Disposal Plan.
- Appendix E – Reporting Limits that Currently Do Not Meet the RVAAP QAPPPQLs and/or Region 9 PRGs.

SECTION 2

PROJECT ACTIVITIES

2.1 Groundwater Level Monitoring

Depth to water from the top of the inner casing was measured in the 36 FWGWMP wells identified in Table 1-1 on January 28, 2008. While measuring the water levels the water in the casing of LL1mw-064 well was found to be frozen. The frozen water in the well was measured at a depth of 1.5 feet below top of casing which is approximately 1.5 feet above ground surface. Since the forecast was for temperatures to drop below freezing, it was decided that the well water was not going to thaw during this monitoring event. R. Hockett (USACE) was contacted and it was agreed that sampling of this well would be delayed and added to the next group of wells to be sampled. In order to maintain the current 36 wells being monitored for 2008, the next well in the monitoring well sequence table (reference the sampling sequence in Appendix G of the *FWGWMP Annual Report for 2007*) was added. This well is LL12 mw-246, which will be sampled during the 2008 sampling events. A Technical Change Order was submitted t the Ohio EPA on January 30, 2008. A copy of the change order is included in Appendix B.

Water level measurements were taken with a Herron Dipper-T or Enviro Inspector electronic water-level indicator. The depth to the bottom of the well from the top of the inner casing was also measured with the electronic water level indicator. The results of the groundwater level monitoring for the FWGWMP wells are presented in Section 3.1. Potentiometric maps created from groundwater measurements from all RVAAP monitoring wells in October 2007 are presented on Plates 1, 2, and 3.

2.2 Groundwater Sampling

All identified wells were sampled January 28 through 31, 2008. Wells were sampled using micropurge techniques in accordance with the specifications contained in the FWGWMPP and FWSAP. The wells were micropurged until certain groundwater parameters (i.e., temperature, specific conductivity, pH, and dissolved oxygen) had stabilized. The groundwater parameters were measured using a Horiba U-22 with flow cells**.** Groundwater parameter measurements obtained during micropurging are presented in Appendix B.

Groundwater samples were collected with QED micropurge equipment. Equipment and sampling details are contained in Appendix B. Groundwater samples were collected in laboratory supplied containers and stored in iced coolers for shipment in accordance with FWSAP and FWGWMPP specifications. All coolers were received by the laboratory at temperatures within the prescribed limits of the FWGWMP, there was no reoccurrence of elevated cooler temperatures as in past monitoring events.

2.3 Laboratory Analysis

Laboratory analyses on all primary samples and associated quality control samples were performed by TestAmerica Laboratories. Table 2-1 presents the analytical methods used to analyze the groundwater samples.

Table 2-1 Analytical Methods

CONSTITUENTS	METHOD[1]
Polychlorinated Biphenyls (PCBs)	GC Semivolatile Organics (8082)
Pesticides	GC Semivolatile Organics (8081A)
Base/Neutrals and Acids (SVOCs)	GC/MS Semivolatile Organic (8270C)
Volatile Organic (VOCs)	GC/MS Volatile Organics (8260B)
Nitroguanidine (Propellants)	Organic Compounds by UV/HPLC (8330 modified)
Nitroaromatics & Nitramines: (Explosives)	GC Semivolatile Organics Explosives (8330)
Nitrocellulose as N (Propellant)	General Chemistry (353.2 modified)[2]
Nitrate – Nitrite	General Chemistry (353.2)[2]
Cyanide, (Total)	General Chemistry (9012A)
Metals (Magnesium, Manganese, Barium, Nickel, Potassium, Silver, Sodium, Vanadium, Chromium, Calcium, Cobalt, Copper, Arsenic, Lead, Selenium)	Inductively Coupled Plasma (6010B)
Metals (Antimony, Iron, Beryllium, Thallium, Zinc, Cadmium, Aluminum)	Inductively Coupled Plasma Mass Spectrometry (6020)
Metals (Mercury)	(7470A, Cold Vapor) - Liquid

1 = USEPA SW846
2 = EPA Methods for Chemical Analysis of Water and Waste

All groundwater samples were analyzed for explosives, propellants (nitrocellulose and nitroguanidine), cyanide, volatile organic compounds (VOCs), semi-volatile compounds (SVOCs), target analyte list (TAL) metals (filtered), pesticides, and polychlorinated biphenyls (PCBs). In addition to these analyses the groundwater samples collected from the monitoring wells at Load Line 12 were also analyzed for nitrate-nitrite.

QC samples were collected from the following wells:

LL2mw-265 – Duplicate sample	LL2mw-261 – MS/MSD
LL3mw-234 - Duplicate sample	LL3mw-232 – MS/MSD
LL12mw-107 – Duplicate sample	LL12mw-088 – MS/MSD
LL12mw-245 – Duplicate sample	LL12mw-128 – MS/MSD

All samples were picked up from the facility and delivered to the laboratory in iced coolers by a TestAmerica courier under proper chain-of-custody procedures (Appendix C). Laboratory analyses on all quality assurance (QA) samples were performed by RTI Laboratories in Livonia Michigan. Five QA samples were collected for this sampling event from the same wells where the duplicate samples were collected.

All QA samples were shipped in iced coolers via overnight delivery service under proper chain-of-custody procedures.

Table 2-2 presents the QA Table summary for all samples collected for the January 2008 monitoring event. This table presents in tabular form all analyses and associated QA/QC. The Daily Quality Control Reports are presented in Appendix B.

Laboratory results are summarized in Section 3.2. Laboratory data sheets, including QA/QC information are contained in Appendix C.

2.4 Data Verification/Validation

Data from TestAmerica were verified in accordance with project specifications by EQM chemists Heather Medley and Angye Dragotta using the Automatic Data Review (ADR) program. Data validation/verification is summarized in Section 3.3. The Data Verification/Validation Summary Reports are presented in Appendix C.

2.5 Investigation Derived Waste

Purge water was collected at each well location in 5-gallon buckets and transferred to 55-gallon drums located inside Building 1036. No more than four gallons were purged from any well. Instruments and equipment were decontaminated after purging and sampling each monitoring well. Decontamination fluids were collected in separate, AOC-designated 55-gallon drum stored inside Building 1036. Pending analysis of the monitoring well samples, IDW fluids will be stored in the 55-gallon drums until the IDW Report is approved. The IDW will then be disposed of in accordance with FWSAP requirements. The IDW Report is presented in Appendix D.

Table 2-2. QA Table for January 2008 Sampling Event

	Contractor Laboratory							Government Laboratory		Requested Laboratory Analysis					
Sample Locations	Primary Lab Sample ID	Date	Sample Type	Assoc. QC Dup Number	Assoc. QC Rinsate Number	Assoc. QC Trip Blank Number	MS/MSD	QA Lab Sample ID	Assoc. QC Trip Blank Number	VOCs	SVOCs	Explosives & Propellants	Pesticides / PCBs	Metals / Cyanide	Nitrate / Nitrite
LL2mw-270	FWGLL2mw-270C-0574-GW/GF	01/28/08	GW		EQUIPRinse1-0609	FWGTeam1-Trip				X	X	X	X	X	
LL2mw-268	FWGLL2mw-268C-0573-GW/GF	01/28/08	GW		EQUIPRinse1-0609	FWGTeam1-Trip				X	X	X	X	X	
LL2mw-261	FWGLL2mw-261C-0570-GW/GF	01/28/08	GW		EQUIPRinse1-0609	FWGTeam1-Trip	Yes			X	X	X	X	X	
LL1mw-079	FWGLL1mw-079C-0568-GW/GF	01/28/08	GW		EQUIPRinse1-0609	FWGTeam3-Trip				X	X	X	X	X	
LL1mw-065	FWGLL1mw-065C-0567-GW/GF	01/28/08	GW		EQUIPRinse1-0609	FWGTeam3-Trip				X	X	X	X	X	
LL2mw-264	FWGLL2mw-264C-0571-GW/GF	01/28/08	GW		EQUIPRinse1-0609	FWGTeam2-Trip				X	X	X	X	X	
LL2mw-060	FWGLL2mw-060C-0569-GW/GF	01/28/08	GW		EQUIPRinse1-0609	FWGTeam2-Trip				X	X	X	X	X	
LL2mw-265	FWGLL2mw-265C-0572-GW/GF	01/28/08	GW	DUP1-0601	EQUIPRinse1-0609	FWGTeam2-Trip		FWGLL2mw-256C-0605S-GW/GF	FWGTeam2-Trip012808	X	X	X	X	X	
LL3mw-243	FWGLL3mw-243C-0582-GW/GF	01/28/08	GW		EQUIPRinse1-0609	FWGTeam2-Trip				X	X	X	X	X	
LL3mw-232	FWGLL3mw-232C-0575-GW/GF	01/29/08	GW		EQUIPRinse2-0610	FWGTeam1-Trip	Yes			X	X	X	X	X	
LL3mw-233	FWGLL3mw-233C-0576-GW/GF	01/29/08	GW		EQUIPRinse2-0610	FWGTeam1-Trip				X	X	X	X	X	
LL3mw-241	FWGLL3mw-241C-0581-GW/GF	01/29/08	GW		EQUIPRinse2-0610	FWGTeam1-Trip				X	X	X	X	X	
LL12mw-188	FWGLL12mw-0188C-0595-GW/GF	01/29/08	GW		EQUIPRinse2-0610	FWGTeam1-Trip				X	X	X	X	X	X
LL3mw-234	FWGLL3mw-234C-0577-GW/GF	01/29/08	GW	DUP2-0602	EQUIPRinse2-0610	FWGTeam2-Trip		FWGLL3mw-234C-0606S-GW/GF	FWGTeam2-Trip012908	X	X	X	X	X	
LL3mw-240	FWGLL3mw-240C-0580-GW/GF	01/29/08	GW		EQUIPRinse2-0610	FWGTeam2-Trip				X	X	X	X	X	
LL3mw-237	FWGLL3mw-237C-0579-GW/GF	01/29/08	GW		EQUIPRinse2-0610	FWGTeam2-Trip				X	X	X	X	X	
LL12mw-189	FWGLL12mw-189C-0596-GW/GF	01/29/08	GW		EQUIPRinse2-0610	FWGTeam2-Trip				X	X	X	X	X	X
LL4mw-193	FWGLL4mw-193C-0583-GW/GF	01/29/08	GW		EQUIPRinse2-0610	FWGTeam3-Trip				X	X	X	X	X	
LL4mw-195	FWGLL4mw-195C-0585-GW/GF	01/29/08	GW		EQUIPRinse2-0610	FWGTeam3-Trip				X	X	X	X	X	
LL4mw-194	FWGLL4mw-194C-0584-GW/GF	01/29/08	GW		EQUIPRinse2-0610	FWGTeam3-Trip				X	X	X	X	X	
LL1mw-063	FWGLL1mw-063C-0565-GW/GF	01/29/08	GW		EQUIPRinse2-0610	FWGTeam3-Trip012908				X	X	X	X	X	
LL12mw-245	FWGLL12mw-245C-0600-GW/GF	01/30/08	GW	DUP4-0604	EQUIPRinse3-0611	FWGTeam1-Trip		FWGLL12mw-245C-0608S-GW/GF	Trip Blank 013008	X	X	X	X	X	X
LL12mw-185	FWGLL12mw-185C-0593-GW/GF	01/30/08	GW		EQUIPRinse3-0611	FWGTeam1-Trip				X	X	X	X	X	X
LL12mw-244	FWGLL12mw-244C-0599-GW/GF	01/30/08	GW		EQUIPRinse3-0611	FWGTeam1-Trip				X	X	X	X	X	X
LL12mw-246	FWGLL12mw-246C-0566-GW/GF	01/30/08	GW		EQUIPRinse3-0611	FWGTeam1-Trip				X	X	X	X	X	X
LL12mw-187	FWGLL12mw-187C-0594-GW/GF	01/30/08	GW		EQUIPRinse3-0611	FWGTeam2-Trip				X	X	X	X	X	X
LL12mw-243	FWGLL12mw-243C-0598-GW/GF	01/30/08	GW		EQUIPRinse3-0611	FWGTeam2-Trip				X	X	X	X	X	X
LL12mw-128	FWGLL12mw-128C-0590-GW/GF	01/30/08	GW		EQUIPRinse3-0611	FWGTeam2-Trip	Yes			X	X	X	X	X	X
LL4mw-200	FWGLL4mw-200C-0586-GW/GF	01/30/08	GW		EQUIPRinse3-0611	FWGTeam3-Trip				X	X	X	X	X	
LL12mw-242	FWGLL12mw-242C-0597-GW/GF	01/30/08	GW		EQUIPRinse3-0611	FWGTeam3-Trip				X	X	X	X	X	X
LL12mw-113	FWGLL12mw-113C-0589-GW/GF	01/30/08	GW		EQUIPRinse3-0611	FWGTeam3-Trip				X	X	X	X	X	X
LL12mw-154	FWGLL12mw-154C-0591-GW/GF	01/30/08	GW		EQUIPRinse3-0611	FWGTeam3-Trip013008				X	X	X	X	X	X
LL12mw-184	FWGLL12mw-184C-0592-GW/GF	01/31/08	GW		EQUIPRinse4-0612	FWGTeam3-Trip				X	X	X	X	X	X
LL12mw-088	FWGLL12mw-088C-0587-GW/GF	01/31/08	GW		EQUIPRinse4-0612	FWGTeam1-Trip	Yes			X	X	X	X	X	X
LL12mw-107	FWGLL12mw-107C-0588-GW/GF	01/31/08	GW	DUP3-0603	EQUIPRinse4-0612	FWGTeam2-Trip		FWGLL12mw-107C-0607S-GW/GF	Trip Blank 013108	X	X	X	X	X	X
LL3mw-235	FWGLL3mw-235C-0578-GW/GF	01/31/08	GW		EQUIPRinse4-0612	FWGTeam2-Trip				X	X	X	X	X	

SECTION 3

RESULTS

3.1 Groundwater Elevations

Groundwater elevations for the FWGWMP monitoring wells were obtained on January 28, 2008 as described in Section 2.1. The groundwater elevations for the FWGWMP wells are presented in Table 3-1. EQM reviewed the sediment accumulation footages and the description of bottom for the wells. Several wells that were sampled in January 2008 exhibited high turbidity. These wells will also be redeveloped. This list of wells to be redeveloped is as follows: LL3mw-233, LL3mw-241 LL4mw-194, LL12mw-113, and LL12mw-244. The level of sediment accumulation will then be checked after redevelopment. EQM will continue to monitor the sediment accumulation, descriptions of bottom, and the chance for turbidity increases at all of the wells sampled at RVAAP.

To minimize turbid samples, low flow purging and sampling techniques are used. The pumps are suspended at least one foot above the bottom of the well to avoid agitation of the sediment potentially accumulating in the well sump. Additionally, in-line field filtering of metals samples is currently employed to mitigate high sample turbidity. EQM will continue to monitor any high turbidity readings and make a determination for future redevelopment and other evaluation of any affected wells.

Facility-wide groundwater potentiometric maps (Plates 1, 2, and 3) based on all RVAAP groundwater measurements taken during the October 2007 event are also included in this report.

During the January 2008 monitoring event it was observed that the groundwater levels in wells at RVAAP were elevated an average of just under 2 feet from the October 2007 groundwater elevation monitoring.

3.2 Summary of Analytical Results

Summaries of laboratory analytical results are presented in Tables 3-2, 3-3, 3-5, 3-6, 3-7, and 3-8. Appendix C presents the Laboratory Data Sheets**.** A brief summary of the detected compounds and elements are presented in the following sub-sections. The data presented in the tables are the validated and verified data. Data verification and validation is discussed in Section 3.3 and Appendix C. While reviewing the summary of analytical results please note the following:

- The screening levels referenced in the analytical summary tables are the 40 CFR Part 141 National Primary Drinking Water Regulations, Maximum Contaminant Levels (MCLs); and the Region 9 Preliminary Remediation Goals (PRGs) for tap

Table 3-1 January 2008 FWGMP Monitoring Well Measurements

Well	Monitoring Zone	Top of Casing (TOC) Elevation[a] (ft)	2007 4th Quarter Groundwater Elevation (10/2007) (ft)	2008 1st Quarter Groundwater Elevation (1/2008) (ft)	Depth to Water (ft below TOC) 1/2008	Reported Construction Depth from TOC[a] (ft)	1/2008 Measured Depth from TOC (ft)	1/2008 Sediment Accumulation (ft)	1/2008 Description of Bottom
Loadline 1									
LL1mw-063	Sharon	994.84	967.10	966.51	28.33	30.0	29.95	0.05	soft
LL1mw-064	Unconsolidated	935.10	931.24	*FROZEN*	*FROZEN*	21.1	*FROZEN*	*FROZEN*	*FROZEN*
LL1mw-065	Unconsolidated	944.41	929.82	932.50	11.91	23.4	23.04	0.36	medium
LL1mw-079	Sharon	997.87	965.58	965.25	32.62	42.0	41.86	0.14	hard
Loadline 2									
LL2mw-060	Sharon	961.57	950.66	951.42	10.15	20.9	20.92	-0.02	hard
LL2mw-261	Sharon	1,011.40	1,003.30	1004.08	7.32	21.9	22.42	-0.52	hard
LL2mw-264	Sharon	1,011.88	1,001.73	1005.01	6.87	21.7	22.47	-0.77	hard
LL2mw-265	Sharon	961.24	950.76	951.39	9.85	23.8	24.48	-0.68	hard
LL2mw-268	Sharon	1,017.28	1,001.08	1002.32	14.96	29.3	29.86	-0.56	hard
LL2mw-270	Sharon	1,010.18	998.65	1002.04	8.14	20.3	22.38	-2.08	hard
Loadline 3									
LL3mw-232	Sharon	1,000.41	977.08	979.18	21.23	38.8	39.81	-1.01	medium
LL3mw-233	Sharon	1,004.36	977.36	977.96	26.40	32.2	32.73	-0.53	hard
LL3mw-234	Sharon	1,006.56	995.57	995.77	10.79	22.1	22.61	-0.51	hard
LL3mw-235	Sharon	1,009.94	988.11	991.39	18.55	22.2	22.91	-0.71	hard
LL3mw-237	Sharon	1,005.57	985.77	989.87	15.70	24.9	25.51	-0.61	hard
LL3mw-240	Sharon	1,007.52	978.59	978.75	28.77	36.5	36.65	-0.15	medium
LL3mw-241	Sharon	994.65	979.68	983.70	10.95	25.1	21.55	3.55	soft
LL3mw-243	Sharon	991.16	972.80	977.61	13.55	25.8	26.32	-0.52	hard
Loadline 4									
LL4mw-193	Unconsolidated	982.92	972.69	975.47	7.45	23.5	24.30	-0.80	hard
LL4mw-194	Unconsolidated	983.76	973.07	975.81	7.95	23.4	23.69	-0.29	hard
LL4mw-195	Unconsolidated	982.59	970.92	972.02	10.57	22.3	22.86	-0.56	hard
LL4mw-200	Unconsolidated	987.93	969.54	970.29	17.64	25.0	25.25	-0.25	hard
Loadline 12									
LL12mw-088	Unconsolidated	981.06	973.03	973.58	7.48	27.1	27.51	-0.41	hard
LL12mw-107	Unconsolidated	980.15	969.02	969.27	10.88	33.1	33.64	-0.54	hard
LL12mw-113	Sharon	980.18	972.06	970.70	9.48	25.0	20.70	4.30	hard
LL12mw-128	Unconsolidated	978.24	967.24	968.44	9.80	33.3	34.39	-1.09	medium
LL12mw-154	Unconsolidated	979.06	968.66	970.44	8.62	28.7	28.88	-0.18	medium
LL12mw-184	Unconsolidated	983.16	968.89	970.32	12.84	31.2	31.33	-0.13	hard
LL12mw-185	Unconsolidated	981.31	970.68	973.11	8.20	23.2	23.22	-0.02	hard
LL12mw-187	Unconsolidated	979.94	968.02	970.54	9.40	29.4	29.90	-0.50	hard
LL12mw-188	Unconsolidated	980.63	972.98	975.78	4.85	22.2	22.21	-0.01	hard
LL12mw-189	Sharon	978.04	970.36	974.24	3.80	19.6	20.02	-0.42	hard
LL12mw-242	Unconsolidated	981.20	969.40	972.55	8.65	28.3	29.29	-0.99	hard
LL12mw-243	Unconsolidated	980.79	970.86	971.04	9.75	25.7	25.65	0.05	hard
LL12mw-244	Unconsolidated	980.65	968.07	970.55	10.10	32.1	31.37	0.73	soft
LL12mw-245	Unconsolidated	980.04	970.92	971.69	8.35	30.5	30.24	0.26	hard
LL12mw-246	Unconsolidated	984.83	966.42	967.73	17.10	34.3	35.00	-0.70	hard

a Elevations are in feet above mean sea level (amsl)

water. MCLs are referenced as the screening criteria (for constituents not having an MCL the Region 9 PRG is used). Also used as screening levels for metals are the RVAAP Facility-Wide Background Criteria referenced in Table 3-4.

- As discussed in Section 3.3, under the data validation process data are qualified by EQM's validator following the guidelines and qualifier requirements set forth by the FWSAP, QAPP and the current Louisville Chemistry Guidelines (LCG) (i.e., data are either accepted or requalified per the requirements of the LCG). This results in the flags designated by EQM sometimes differing from those in the laboratory data sheets. The flags designated by the validator override any laboratory flagging of the data by the laboratory. For a complete explanation of the data qualifiers used for each constituent refer to Section 3.3 and to the Data Verification Summary Reports found in Appendix C.

- For purposes of consistency, all detected concentrations that are elevated above the method detection limit (MDL) and the above referenced screening levels are called out in the following text. In the tables, the compounds and elements that were detected above the method detection limit are presented in bold numbers. This includes constituents flagged as estimated.

- Several analytical methods used to analyze a number of explosives, VOCs, SVOCs, and pesticides cannot meet the RVAAP QAPP reporting limits or Region 9 preliminary remediation goals (PRGs). Tables listing the reporting limits that currently do not meet the RVAAP QAPP PQLs and/or Region 9 PRG levels are presented in Appendix E.

3.2.1 Explosives and Propellants

Explosive and propellant compound analytical results, including nitrate-nitrites, are summarized in Table 3-2. The following compounds were detected at concentrations above the method detection limits:

- 1,3,5-Trinitrobenzene – LL1mw-063 (0.042 µg/L J), LL1mw-079 (0.037 µg/L J), LL3mw-237 (0.42 µg/L J), LL3mw-241 (6.1 µg/L), LL12mw-242 (0.045 µg/L J). There is no MCL for 1,3,5-Trinitrobenzene. The Region 9 PRG is 1,100 µg/L.

- 2,4,6-Trinitrotoluene – LL3mw-237 (3.4 µg/L J), LL3mw-241 (7.4 µg/L). There is no MCL for 2,4,6-Trinitrotoluene. The Region 9 PRG is 2.2 µg/L.

- 2,4-Dinitrotoluene – LL1mw-063 (0.13 µg/L), LL1mw-079 (0.086 µg/L J), LL3mw-237 (0.12 µg/L), LL3mw-241 (0.19 µg/L J) There is no MCL for 2,4-Dinitrotoluene. The Region 9 PRG is 73 µg/L.

- 2,6-Dinitrotoluene – LL1mw-063 (0.19 µg/L), LL1mw-079 (0.057 µg/L J), LL2mw-265 (0.059 µg/L J), LL3mw-234 (0.13 µg/L J), LL3mw-237 (0.083 µg/L J), LL3mw-241 (0.24 µg/L), LL3mw-423 (0.079 µg/L J), LL4mw-193 (0.06 µg/L J), LL4mw-194 (0.07 µg/L J). There is no MCL for 2,6-Dinitrotoluene. The Region 9 PRG is 36 µg/L.

- 2-Amino-4,6-dinitrotoluene – LL1mw-079 (1.5 µg/L), LL2mw-060 (0.1 µg/L J), LL3mw-234 (0.31 µg/L J), LL3mw-237 (7.8 µg/L J), LL3mw-241 (6.4 µg/L). There is no MCL or Region 9 PRG for 2-Amino-4,6-dinitrotoluene.

- 4-Amino-2,6-dinitrotoluene – LL1mw-063 (0.69 µg/L), LL1mw-079 (1.8 µg/L), LL2mw-060 (0.19 µg/L), LL3mw-234 (0.58 µg/L J), LL3mw-237 (13 µg/L J), LL3mw-241 (5.9 µg/L). There is no MCL or Region 9 PRG for 4-Amino-2,6-dinitrotoluene.

- HMX – LL1mw-063 (1.4 µg/L), LL1mw-079 (0.68 µg/L), LL2mw-270 (0.059 µg/L J), LL3mw-234 (0.052 µg/L J), LL3mw-237 (0.16 µg/L J), LL3mw-241 (0.47 µg/L), LL12mw-188 (0.069 µg/L J), LL12mw-189 (0.044 µg/L J). There is no MCL for HMX. The Region 9 PRG is 1,800 µg/L.

- Nitrobenzene – LL1mw-079 (0.071 µg/L J), LL12mw-185 (0.071 µg/L J), LL12mw-243 (0.051 µg/L J). There is no MCL for nitrobenzene. The Region 9 PRG is 3.4 µg/L.

- Nitrocellulose –LL2mw-060 (0.21 µg/L J), LL3mw-243 (0.26 µg/L J), LL4mw-200 (0.16 µg/L J), LL12mw-154 (0.14 µg/L J), LL12mw-185 (1.4 µg/L J), LL12mw-187 (4 µg/L J), LL12mw-243 (0.16 µg/L J), LL12mw-244 (0.2 µg/L J). There is no MCL or Region 9 PRG for Nitrocellulose.

- RDX – LL1mw-063 (0.18 µg/L), LL1mw-065 (0.064 µg/L J), LL1mw-079 (1.8 µg/L), LL3mw-234 (0.49 µg/L J), LL3mw-237 (0.34 µg/L J), LL3mw-241 (1.8 µg/L J). There is no MCL for RDX. The Region 9 PRG is 0.61 µg/L.

- Nitrate-Nitrite – LL12mw-107 (0.3 mg/L J), LL12mw-113 (0.06 mg/L), LL12mw-128 (0.09 mg/L J B), LL12mw-154 (0.06 µg/L JB), LL12mw-184 (0.07 µg/L JB), LL12mw-185 (220 mg/L), LL12mw-187 (1,800 mg/L), LL12mw-188 (1.3 mg/L), LL12mw-242 (0.04 mg/L J B), LL12mw-243 (1.1 mg/L), LL12mw-244 (0.04 mg/L J B). The MCL and Region 9 PRG are both 1 mg/L for nitrite. The MCL and Region 9 PRG for nitrate are 10 mg/L.

- 3-Nitrotoluene – LL12mw-128 (0.098 µg/L J). There is no MCL for 4-Nitrotoluene. The Region 9 PRG is 3.2 µg/L.

Table 3-2 FWGWMP January 2008 Explosive and Propellant Analytical Results

Station ID				LL1mw-063	LL1mw-065	LL1mw-079	LL2mw-060	LL2mw-261	LL2mw-264
Sample ID		MCL	Region 9 PRG	FWGLL1mw-063C-0565-GW	FWGLL1mw-065C-0567-GW	FWGLL1mw-079C-0568-GW	FWGLL2mw-060C-0569-GW	FWGLL2mw-261C-0570-GW	FWGLL2mw-264C-0571-GW
Date Collected				01/28-29/08	1/28/2008	1/28/2008	1/28/2008	1/28/2008	1/28/2008
Sample Type				Grab	Grab	Grab	Grab	Grab	Grab
Analyte	Units								
1,3,5-Trinitrobenzene	µg/L	NS	1100	**0.042 J**	0.098 U	**0.037 J**	0.097 U	0.099 U	0.098 U
1,3-Dinitrobenzene	µg/L	NS	3.6	0.12 U	0.098 U	0.098 U	0.097 U	0.099 U	0.098 U
2,4,6-Trinitrolouene	µg/L	NS	2.2	0.12 U	0.098 U	0.098 U	0.097 U	0.099 U	0.098 U
2,4-Dinitrotoluene	µg/L	NS	73	**0.13**	0.098 U	**0.086 J**	0.097 U	0.099 U	0.098 U
2,6-Dinitrotoluene	µg/L	NS	36	**0.19**	0.098 U	**0.057 J**	0.097 U	0.099 U	0.098 U
2-Amino-4,6-dinitrotoluene	µg/L	NS	NS	0.12 U	0.098 U	**1.5**	**0.1 J**	0.099 U	0.098 U
2-Nitrotoluene	µg/L	NS	110	0.58 U	0.49 U	0.49 U	0.48 U	0.5 U	0.49 U
3-Nitrotoluene	µg/L	NS	3.2	0.58 U	0.49 U	0.49 U	0.48 U	0.5 U	0.49 U
4-Amino-2,6-Dinitrotoluene	µg/L	NS	NS	**0.69**	0.098 U	**1.8**	**0.19**	0.099 U	0.098 U
4-Nitrotoluene	µg/L	NS	3.2	0.58 U	0.49 U	0.49 U	0.48 U	0.5 U	0.49 U
HMX	µg/L	NS	1800	**1.4**	0.098 U	**0.68**	0.097 U	0.099 U	0.098 U
Nitrate-Nitrite	mg/L	1	1	N/A	N/A	N/A	N/A	N/A	N/A
Nitrobenzene	µg/L	NS	3.4	0.12 U	0.098 U	**0.071 J**	0.097 U	0.099 U	0.098 U
Nitrocellulose	mg/L	NS	NS	0.5 U	0.5 U	0.5 U	**0.21 J**	0.5 U	0.5 U
Nitroglycerin	µg/L	NS	4.8	0.76 U	0.64 U	0.64 U	0.63 U	0.64 U	0.64 U
Nitroguanidine	µg/L	NS	NS	20 U	20 U	20 U	20 U	20 U	20 U
PETN	µg/L	NS	NS	0.76 U	0.64 U	0.64 U	0.63 U	0.64 U	0.64 U
RDX	µg/L	NS	0.61	**0.18**	**0.064 J**	**1.8**	0.097 U	0.099 U	0.098 U
Tetryl	µg/L	NS	360	0.12 U	0.098 U	0.098 U	0.097 U	0.099 U	0.098 U

Notes:
NS = no standard
Bold = detected compound above the MDL
N/A = Not Analyzed

Table 3-2 FWGWMP January 2008 Explosive and Propellant Analytical Results

Station ID				LL2mw-265	LL2mw-268	LL2mw-270	LL3mw-232	LL3mw-233	LL3mw-234
Sample ID		MCL	Region 9 PRG	FWGLL2mw-265C-0572-GW	FWGLL2mw-268C-0573-GW	FWGLL2mw-270C-0574-GW	FWGLL3mw-232C-0575-GW	FWGLL3mw-233C-0576-GW	FWGLL3mw-234C-0577-GW
Date Collected				1/28/2008	1/28/2008	1/28/2008	1/29/2008	1/29/2008	1/29/2008
Sample Type				Grab	Grab	Grab	Grab	Grab	Grab
Analyte	Units								
1,3,5-Trinitrobenzene	µg/L	NS	1100	0.097 U	0.1 U	0.097 U	0.1 U	0.11 U	0.096 U
1,3-Dinitrobenzene	µg/L	NS	3.6	0.097 U	0.1 U	0.097 U	0.1 U	0.11 U	0.096 U
2,4,6-Trinitrolouene	µg/L	NS	2.2	0.097 U	0.1 U	0.097 U	0.1 U	0.11 U	0.096 U
2,4-Dinitrotoluene	µg/L	NS	73	0.097 U	0.1 U	0.097 U	0.1 U	0.11 U	0.096 U
2,6-Dinitrotoluene	µg/L	NS	36	**0.059 J**	0.1 U	0.097 U	0.1 U	0.11 U	**0.13 J**
2-Amino-4,6-dinitrotoluene	µg/L	NS	NS	0.097 U	0.1 U	0.097 U	0.1 U	0.11 U	**0.31 J**
2-Nitrotoluene	µg/L	NS	110	0.48 U	0.51 U	0.48 U	0.52 U	0.56 U	0.48 U
3-Nitrotoluene	µg/L	NS	3.2	0.48 U	0.51 U	0.48 U	0.52 U	0.56 U	0.48 U
4-Amino-2,6-Dinitrotoluene	µg/L	NS	NS	0.097 U	0.1 U	0.097 U	0.1 U	0.11 U	**0.58 J**
4-Nitrotoluene	µg/L	NS	3.2	0.48 U	0.51 U	0.48 U	0.52 U	0.56 U	0.48 U
HMX	µg/L	NS	1800	0.097 U	0.1 U	**0.059 J**	0.1 U	0.11 U	**0.052 J**
Nitrate-Nitrite	mg/L	1	1	N/A	N/A	N/A	N/A	N/A	N/A
Nitrobenzene	µg/L	NS	3.4	0.097 U	0.1 U	0.097 U	0.1 U	0.11 U	0.096 U
Nitrocellulose	mg/L	NS	NS	0.5 U	0.5 U	0.5 U	0.5 U	0.5 U	0.5 U
Nitroglycerin	µg/L	NS	4.8	0.63 U	0.66 U	0.63 U	0.68 U	0.72 U	0.62 U
Nitroguanidine	µg/L	NS	NS	20 U	20 U	20 U	20 U	20 U	20 U
PETN	µg/L	NS	NS	0.63 U	0.66 U	0.63 U	0.68 U	0.72 U	0.62 U
RDX	µg/L	NS	0.61	0.097 U	0.1 U	0.097 U	0.1 U	0.11 U	**0.49 J**
Tetryl	µg/L	NS	360	0.097 U	0.1 U	0.097 U	0.1 U	0.11 U	0.096 U

Notes:
NS = no standard
Bold = detected compound above the MDL
N/A = Not Analyzed

Table 3-2 FWGWMP January 2008 Explosive and Propellant Analytical Results

Station ID				LL3mw-235	LL3mw-237	LL3mw-240	LL3mw-241	LL3mw-243	LL4mw-193
Sample ID		MCL	Region 9 PRG	FWGLL3MW-235C-0578-GW	FWGLL3mw-237C-0579-GW	FWGLL3mw-240C-0580-GW	FWGLL3mw-241C-0581-GW	FWGLL3mw-243C-0582-GW	FWGLL4mw-193C-0583-GW
Date Collected				1/31/2008	1/29/2008	1/29/2008	1/29/2008	1/28/2008	1/29/2008
Sample Type				Grab	Grab	Grab	Grab	Grab	Grab
Analyte	Units								
1,3,5-Trinitrobenzene	µg/L	NS	1100	0.1 U	**0.42 J**	0.098 U	**6.1**	0.098 U	0.099 U
1,3-Dinitrobenzene	µg/L	NS	3.6	0.1 U	0.096 R	0.098 U	0.11 U	0.098 U	0.099 U
2,4,6-Trinitrolouene	µg/L	NS	2.2	0.1 U	**3.4 J**	0.098 U	**7.4**	0.098 U	0.099 U
2,4-Dinitrotoluene	µg/L	NS	73	0.1 U	**0.12 J**	0.098 U	**0.19 J**	0.098 U	0.099 U
2,6-Dinitrotoluene	µg/L	NS	36	0.1 U	**0.083 J**	0.098 U	**0.24**	**0.079 J**	**0.06 J**
2-Amino-4,6-dinitrotoluene	µg/L	NS	NS	0.1 U	**7.8 J**	0.098 U	**6.4**	0.098 U	0.099 U
2-Nitrotoluene	µg/L	NS	110	0.5 U	0.48 R	0.49 U	0.54 U	0.49 U	0.5 U
3-Nitrotoluene	µg/L	NS	3.2	0.5 U	0.48 R	0.49 U	0.54 U	0.49 U	0.5 U
4-Amino-2,6-Dinitrotoluene	µg/L	NS	NS	0.1 U	**13 J**	0.098 U	**5.9**	0.098 U	0.099 U
4-Nitrotoluene	µg/L	NS	3.2	0.5 U	0.48 R	0.49 U	0.54 U	0.49 U	0.5 U
HMX	µg/L	NS	1800	0.1 U	**0.16 J**	0.098 U	**0.47**	0.098 U	0.099 U
Nitrate-Nitrite	mg/L	1	1	N/A	N/A	N/A	N/A	N/A	N/A
Nitrobenzene	µg/L	NS	3.4	0.1 U	0.096 R	0.098 U	0.11 U	0.098 U	0.099 U
Nitrocellulose	mg/L	NS	NS	0.5 U	0.5 U	0.5 U	0.5 U	**0.26 J**	0.5 U
Nitroglycerin	µg/L	NS	4.8	0.65 U	0.62 R	0.64 U	0.7 U	0.64 U	0.64 U
Nitroguanidine	µg/L	NS	NS	20 U	20 U	20 U	20 U	20 U	20 U
PETN	µg/L	NS	NS	0.65 U	0.62 R	0.64 U	0.7 U	0.64 U	0.64 U
RDX	µg/L	NS	0.61	0.1 U	**0.34 J**	0.098 U	**1.8 J**	0.098 U	0.099 U
Tetryl	µg/L	NS	360	0.1 U	0.096 R	0.098 U	0.11 U	0.098 U	0.099 U

Notes:
NS = no standard
Bold = detected compound above the MDL
N/A = Not Analyzed

Table 3-2 FWGWMP January 2008 Explosive and Propellant Analytical Results

Station ID				LL4mw-194	LL4mw-195	LL4mw-200	LL12mw-088	LL12mw-107	LL12mw-113
Sample ID		MCL	Region 9 PRG	FWGLL4mw-194C-0584-GW	FWGLL12MW-153C-0530-GW	FWGLL4mw-200C-0586-GW	FWGLL12MW-088C-0587-GW	FWGLL12MW-107C-0588-GW	FWGLL12mw-113C-0589-GW
Date Collected				1/29/2008	1/29/2008	1/30/2008	1/31/2008	1/31/2008	1/30/2008
Sample Type				Grab	Grab	Grab	Grab	Grab	Grab
Analyte	Units								
1,3,5-Trinitrobenzene	µg/L	NS	1100	0.097 U	0.1 U	0.097 U	0.1 U	0.1 U	0.09 U
1,3-Dinitrobenzene	µg/L	NS	3.6	0.097 U	0.1 U	0.097 U	0.1 U	0.1 U	0.09 U
2,4,6-Trinitrolouene	µg/L	NS	2.2	0.097 U	0.1 U	0.097 U	0.1 U	0.1 U	0.09 U
2,4-Dinitrotoluene	µg/L	NS	73	0.097 U	0.1 U	0.097 U	0.1 U	0.1 U	0.09 U
2,6-Dinitrotoluene	µg/L	NS	36	**0.07 J**	0.1 U	0.097 U	0.1 U	0.1 U	0.09 U
2-Amino-4,6-dinitrotoluene	µg/L	NS	NS	0.097 U	0.1 U	0.097 U	0.1 U	0.1 U	0.09 U
2-Nitrotoluene	µg/L	NS	110	0.48 U	0.52 U	0.48 U	0.5 U	0.5 U	0.45 U
3-Nitrotoluene	µg/L	NS	3.2	0.48 U	0.52 U	0.48 U	0.5 U	0.5 U	0.45 U
4-Amino-2,6-Dinitrotoluene	µg/L	NS	NS	0.097 U	0.1 U	0.097 U	0.1 U	0.1 U	0.09 U
4-Nitrotoluene	µg/L	NS	3.2	0.48 U	0.52 U	0.48 U	0.5 U	0.5 U	0.45 U
HMX	µg/L	NS	1800	0.097 U	0.1 U	0.097 U	0.1 U	0.1 U	0.09 U
Nitrate-Nitrite	mg/L	1	1	N/A	N/A	N/A	0.1 U	**0.3**	**0.06**
Nitrobenzene	µg/L	NS	3.4	0.097 U	0.1 U	0.097 U	0.1 U	0.1 U	0.09 U
Nitrocellulose	mg/L	NS	NS	0.5 U	0.5 U	**0.16 J**	0.5 U	0.5 U	0.5 U
Nitroglycerin	µg/L	NS	4.8	0.63 U	0.67 U	0.63 U	0.65 U	0.65 U	0.58 U
Nitroguanidine	µg/L	NS	NS	20 U	20 U	20 U	20 U	20 U	20 U
PETN	µg/L	NS	NS	0.63 U	0.67 U	0.63 U	0.65 U	0.65 U	0.58 U
RDX	µg/L	NS	0.61	0.097 U	0.1 U	0.097 U	0.1 U	0.1 U	0.09 U
Tetryl	µg/L	NS	360	0.097 U	0.1 U	0.097 U	0.1 U	0.1 U	0.09 U

Notes:
NS = no standard
Bold = detected compound above the MDL
N/A = Not Analyzed

Table 3-2 FWGWMP January 2008 Explosive and Propellant Analytical Results

Station ID				LL12mw-128	LL12mw-154	LL12mw-184	LL12mw-185	LL12mw-187	LL12mw-188
Sample ID		MCL	Region 9 PRG	FWGLL12mw-128C-0590-GW	FWGLL12MW-154C-0591-GW	FWGLL12MW184C-0592-GW	FWGLL12mw-185C-0593-GW	FWGLL12mw-187C-0594-GW	FWGLL12mw-188C-0595-GW
Date Collected				1/30/2008	1/30/2008	1/31/2008	1/30/2008	1/30/2008	1/29/2008
Sample Type				Grab	Grab	Grab	Grab	Grab	Grab
Analyte	Units								
1,3,5-Trinitrobenzene	µg/L	NS	1100	0.11 U	0.1 U	0.1 U	0.096 U	0.096 U	0.098 U
1,3-Dinitrobenzene	µg/L	NS	3.6	0.11 U	0.1 U	0.1 U	0.096 U	0.096 U	0.098 U
2,4,6-Trinitrolouene	µg/L	NS	2.2	0.11 U	0.1 U	0.1 U	0.096 U	0.096 U	0.098 U
2,4-Dinitrotoluene	µg/L	NS	73	0.11 U	0.1 U	0.1 U	0.096 U	0.096 U	0.098 U
2,6-Dinitrotoluene	µg/L	NS	36	0.11 U	0.1 U	0.1 U	0.096 U	0.096 U	0.098 U
2-Amino-4,6-dinitrotoluene	µg/L	NS	NS	0.11 U	0.1 U	0.1 U	0.096 U	0.096 U	0.098 U
2-Nitrotoluene	µg/L	NS	110	0.54 U	0.5 U	0.5 U	0.48 U	0.48 U	0.49 U
3-Nitrotoluene	µg/L	NS	3.2	**0.098 J**	0.5 U	0.5 U	0.48 U	0.48 U	0.49 U
4-Amino-2,6-Dinitrotoluene	µg/L	NS	NS	0.11 U	0.1 U	0.1 U	0.096 U	0.096 U	0.098 U
4-Nitrotoluene	µg/L	NS	3.2	0.54 U	0.5 U	0.5 U	0.48 U	0.48 U	0.49 U
HMX	µg/L	NS	1800	0.11 U	0.1 U	0.1 U	0.096 U	0.096 U	**0.069 J**
Nitrate-Nitrite	mg/L	1	1	**0.09 JB**	**0.06 JB**	**0.07 JB**	**220**	**1800**	**1.3**
Nitrobenzene	µg/L	NS	3.4	0.11 U	0.1 U	0.1 U	**0.071 J**	0.096 U	0.098 U
Nitrocellulose	mg/L	NS	NS	0.5 U	**0.14 J**	0.5 U	**1.4 J**	**4 J**	0.5 U
Nitroglycerin	µg/L	NS	4.8	0.7 U	0.65 U	0.65 U	0.62 U	0.62 U	0.64 U
Nitroguanidine	µg/L	NS	NS	20 U	20 U	20 U	20 U	20 U	20 U
PETN	µg/L	NS	NS	0.7 U	0.65 U	0.65 U	0.62 U	0.62 U	0.64 U
RDX	µg/L	NS	0.61	0.11 U	0.1 U	0.1 U	0.096 U	0.096 U	0.083 J
Tetryl	µg/L	NS	360	0.11 U	0.1 U	0.1 U	0.096 U	0.096 U	0.098 U

Notes:
NS = no standard
Bold = detected compound above the MDL
N/A = Not Analyzed

Table 3-2 FWGWMP January 2008 Explosive and Propellant Analytical Results

Station ID				LL12mw-189	LL12mw-242	LL12mw-243	LL12mw-244	LL12mw-245	LL12mw-246
Sample ID		MCL	Region 9 PRG	FWGLL12mw-189C-0596-GW	FWGLL12mw-242C-0597-GW	FWGLL12mw-243C-0598-GW	FWGLL12mw-244C-0599-GW	FWGLL12mw-245C-0600-GW	FWGLL12mw-246C-0566-GW
Date Collected				1/29/2008	1/30/2008	1/30/2008	1/30/2008	1/30/2008	1/30/2008
Sample Type				Grab	Grab	Grab	Grab	Grab	Grab
Analyte	Units								
1,3,5-Trinitrobenzene	µg/L	NS	1100	0.096 U	**0.045 J**	0.097 U	0.1 U	0.097 U	0.098 U
1,3-Dinitrobenzene	µg/L	NS	3.6	0.096 U	0.1 U	0.097 U	0.1 U	0.097 U	0.098 U
2,4,6-Trinitrolouene	µg/L	NS	2.2	0.096 U	0.1 U	0.097 U	0.1 U	0.097 U	0.098 U
2,4-Dinitrotoluene	µg/L	NS	73	0.096 U	0.1 U	0.097 U	0.1 U	0.097 U	0.098 U
2,6-Dinitrotoluene	µg/L	NS	36	0.096 U	0.1 U	0.097 U	0.1 U	0.097 U	0.098 U
2-Amino-4,6-dinitrotoluene	µg/L	NS	NS	0.096 U	0.1 U	0.097 U	0.1 U	0.097 U	0.098 U
2-Nitrotoluene	µg/L	NS	110	0.48 U	0.5 U	0.48 U	0.51 U	0.48 U	0.49 U
3-Nitrotoluene	µg/L	NS	3.2	0.48 U	0.5 U	0.48 U	0.51 U	0.48 U	0.49 U
4-Amino-2,6-Dinitrotoluene	µg/L	NS	NS	0.096 U	0.1 U	0.097 U	0.1 U	0.097 U	0.098 U
4-Nitrotoluene	µg/L	NS	3.2	0.48 U	0.5 U	0.48 U	0.51 U	0.48 U	0.49 U
HMX	µg/L	NS	1800	**0.044 J**	0.1 U	0.097 U	0.1 U	0.097 U	0.098 U
Nitrate-Nitrite	mg/L	1	1	0.1 U	**0.04 BJ**	**1.1**	**0.04 JB**	0.1 U	0.1 U
Nitrobenzene	µg/L	NS	3.4	0.096 U	0.1 U	**0.051 J**	0.1 U	0.097 U	0.098 U
Nitrocellulose	mg/L	NS	NS	0.5 U	0.5 U	**0.16 J**	**0.2 J**	0.5 U	0.5 U
Nitroglycerin	µg/L	NS	4.8	0.62 U	0.65 U	0.63 U	0.66 U	0.63 U	0.64 U
Nitroguanidine	µg/L	NS	NS	20 U	20 U	20 U	20 U	20 U	20 U
PETN	µg/L	NS	NS	0.62 U	0.65 U	0.63 U	0.66 U	0.63 U	0.64 U
RDX	µg/L	NS	0.61	0.096 U	0.1 U	0.097 U	0.1 U	0.097 U	0.098 U
Tetryl	µg/L	NS	360	0.096 U	0.1 U	0.097 U	0.1 U	0.097 U	0.098 U

Notes:
NS = no standard
Bold = detected compound above the MDL
N/A = Not Analyzed

Table 3-2 FWGWMP January 2008 Explosive and Propellant Analytical Results

Data Qualifiers

Data qualifier flags are used in an effort to describe the quality of each piece of data for each constituent. These flags are letter codes appended to the numerical data. The following data qualifiers are specified in the USACE Louisville Chemistry Guidelines (LCG). For a complete explanation of qualifiers used for each constituent please refer to the Data Verification Summaries in Appendix B.

U- The analyte was analyzed for but not detected. The numerical value preceding the U is the associated reporting limit.

J- The identification of the analyte is acceptable, but the quality assurance criteria indicate that the quantitative values may be outside the normal expected range of precision (i.e., the quantitative value is estimated). Examples include:

- Results detected above the laboratory MDL but less than the laboratory reporting limit.
- MS/MSD percent recoveries outside the acceptance criteria.
- Laboratory control sample (LCS) percent recoveries outside acceptance criteria.

R- Data are considered to be rejected and shall not be used. This flag denotes the failure of quality control criteria such that it cannot be determined if the analyte is present or absent from the sample [e.g., the method reporting limit (MRL) verification standard was below quality control guidelines; associated sample results that were non-detect are unusable].

UJ- This flag is a combination of the U and J qualifiers which indicate that the analyte is not present. The reported value is considered to be an estimated reporting limit (RL).

B- The B flag is used for both organic and inorganic analyses when the analyte is found in the method blank or any of the field blanks. This designation overrides the Contract Laboratory Program (CLP) “B” designation when used by the laboratory as an estimated value for inorganics.

3.2.2 Inorganic Elements

Inorganic elements analytical results are presented in Table 3-3. The inorganics detected in the samples included: aluminum, antimony, arsenic, barium, beryllium, cadmium, chromium, calcium, cobalt, copper, cyanide, iron, magnesium, manganese, nickel, potassium, sodium, thallium, vanadium, and zinc. The inorganic elements that were detected were compared to facility-wide background levels, and against elements that are considered as essential nutrients to determine if they are to be considered as Site Related Contaminants (SRCs). Calcium, magnesium, iron, potassium, and sodium were eliminated as potential SRCs because they are considered as essential nutrients. Site-specific background levels for inorganic elements are presented in Table 3-4. The inorganic elements that were detected were compared to the appropriate background criteria to determine if they were SRCs. The only element not detected above reporting limits and facility-wide background levels was selenium. The following inorganic elements were detected above the method detection limits and the background levels reported in Table 3-4:

- **Aluminum**
  - Bedrock Zone - LL1mw-063 (460 µg/L), LL3mw-240 (40.4 µg/L J), LL12mw-113 (28,500 µg/L), LL12mw-189 (49.9 µg/L J). The Groundwater Bedrock Zone Background Criteria (filtered) is 0 µg/L.
  - Unconsolidated Zone – LL4mw-193 (20.4 µg/L J), LL12mw-128 (1,340 µg/L), LL12mw-154 (4,820 µg/L), LL12mw-187 (26.8 µg/L J), LL12mw-188 (1,770 µg/L), LL12mw-242 (27,300 µg/L), LL12mw-243 (67.8 µg/L), LL12mw-244 (83.5 µg/L), LL12mw-245 (27.6 µg/L J). The Groundwater Unconsolidated Zone Background Criteria (filtered) is 0 µg/L.
    There is no MCL for aluminum. The Region 9 PRG is 36,000 µg/L.

- **Antimony**
  - Bedrock Zone – LL2mw-060 (0.18 µg/L J), LL3mw-233 (0.14 µg/L J), LL3mw-237 0.13 µg/L J), LL3mw-240 (1.1 µg/L J), LL3mw-243 (0.4 µg/L J), LL12mw-113 (0.56 µg/L J). The Groundwater Bedrock Zone Background Criteria (filtered) is 0 µg/L.
  - Unconsolidated Zone –LL12mw-154 (0.33 µg/L J), LL12mw-187 (0.17 µg/L J), LL12mw-242 (0.73 µg/L J), LL12mw-244 (0.34 µg/L J). The Groundwater Unconsolidated Zone Background Criteria (filtered) is 0 µg/L.
    The MCL for antimony is 6 µg/L. The Region 9 PRG is 15 µg/L.

- **Arsenic**
  - Bedrock Zone – LL2mw-261 (13.4 µg/L), LL12mw-113 (54.3 µg/L). The Groundwater Bedrock Zone Background Criteria (filtered) is 0 µg/L.

- Unconsolidated Zone – LL12mw-088 (16.8 µg/L), LL12mw-107 (17.4 µg/L), LL12mw-128 (40.1 µg/L), LL12mw-154 (651 µg/L), LL12mw-184 (13.5 µg/L), LL12mw-242 (53.5 µg/L), LL12mw-245 (24.5 µg/L), LL12mw-246 (32.7 µg/L). The Groundwater Unconsolidated Zone Background Criteria (filtered) is 11.7 µg/L.
  The MCL for arsenic is 10 µg /L. The Region 9 PRG is 1.045 µg/L.

- **Barium**
  - Bedrock Zone: - None.
    The Groundwater Bedrock Zone Background Criteria (filtered) is 256 µg/L.
  - Unconsolidated Zone: - LL12mw-088 (301 µg/L J), LL12mw-154 (117 µg/L J), LL12mw-187 (339 µg/L), LL12mw-242 (129 µg/L), LL12mw-244 (98.9 µg/L). The Groundwater Unconsolidated Zone Background Criteria (filtered) is 82.1 µg/L.
    The MCL for barium is 2,000 µg/L. The Region 9 PRG is 2,600 µg/L.

- **Beryllium**
  - Bedrock Zone: - LL12mw-113 (1.5 µg/L). The Groundwater Bedrock Zone Background Criteria (filtered) is 0 µg/L.
  - Unconsolidated Zone: - LL12mw-154 (0.24 µg/L J), LL12mw-242 (1.3 µg/L). The Groundwater Unconsolidated Zone Background Criteria is 0 µg/L.
    The MCL for beryllium is 4 µg/L. There is no Region 9 PRG.

- **Cadmium**
  - Bedrock Zone: - LL1mw-063 (0.33 µg/L), LL3mw-235 (0.28 µg/L J), LL12mw-113 (0.45 µg/L J). The Groundwater Bedrock Zone Background Criteria (filtered) is 0 µg/L.
  - Unconsolidated Zone: - LL4mw-195 (0.13µg/L J), LL12mw-185 (0.24 µg/L J), LL12mw-242 (0.2 µg/L J). The Groundwater Unconsolidated Zone Background Criteria (filtered) is 0 µg/L.
    The MCL for cadmium is 5 µg/L. There is no Region 9 PRG.

- **Chromium**
  - Bedrock Zone: - LL12mw-113 (41.3 µg/L). The Groundwater Bedrock Zone Background Criteria is 0 µg/L.
  - Unconsolidated Zone: - None
    The Groundwater Unconsolidated Zone Background Criteria (filtered) is 7.3 µg/L.
    The MCL is 100 µg/L. There is no Region 9 PRG.

- **Cobalt**
  - Bedrock Zone: - LL1mw-063 (12.2 µg/L), LL2mw-261 (1.9 µg/L J), LL2mw-270 (13.5 µg/L J), LL3mw-233 (3.5 µg/L J), LL12mw-113 (38.8 µg/L). The Groundwater Bedrock Zone Background Criteria (filtered) is 0 µg/L.
  - Unconsolidated Zone: - LL4mw-195 (2.2 µg/L J), LL12mw-154 (4.7 µg/L J), LL12mw-185 (2.6 µg/L J), LL12mw-187 (10.1 µg/L J), LL12mw-188 (2.4 µg/L J), LL12mw-242 (27.5 µg/L), LL12mw-243 (2.1 µg/L J). The Groundwater Unconsolidated Zone Background Criteria (filtered) is 0 µg/L.
    There is no MCL for cobalt. The Region 9 PRG is 730 µg/L.

- **Copper**
  - Bedrock Zone: - LL1mw-063 (12.3 µg/L J), Ll12mw-113 (84.4 µg/L). The Groundwater Bedrock Zone Background Criteria is 0 µg/L.
  - Unconsolidated Zone: - LL12mw-154 (10.7 µg/L), LL12mw-188 (4.8 µg/L J), LL12mw-242 53.3 µg/L). The Groundwater Unconsolidated Zone Background Criteria is 0 µg/L.
    The MCL is 1,300 µg/L. The Region 9 PRG is 1,500 µg/L.

- **Cyanide**
  - Bedrock Zone: - LL3mw-234 (0.021 µg/L J), LL3mw-243 (0.02 µg/L, LL12mw-113 (0.0087 µg/L J). The Groundwater Bedrock Zone Background Criteria (filtered) is 0 mg/L.
  - Unconsolidated Zone: - None.
    The Groundwater Unconsolidated Zone Background Criteria (filtered) is 0 µg/L.
    The MCL for cyanide is 0.2 mg/L. The Region 9 PRG is 0.73 µg/L.

- **Lead**
  - Bedrock Zone: - LL12mw-113 (47 µg/L). The Groundwater Bedrock Zone Background Criteria (filtered) is 0 µg/L.
  - Unconsolidated Zone: - LL12mw-154 (5.4 µg/L), LL12mw-242 (24.3µg/L). The Groundwater Unconsolidated Zone Background Criteria (filtered) is 0 µg/L.
    The MCL is 15 µg/L. The Region 9 PRG is 880 µg/L.

- **Manganese**
  - Bedrock Zone: - LL3mw-233 (1,410 µg/L), LL3mw-234 (1,480 µg/L), LL3mw-113 (4,410 µg/L). The Groundwater Bedrock Zone Background Criteria (filtered) is 1,340 µg/L.
  - Unconsolidated Zone: - LL4mw-195 (3,660 µg/L). LL12mw-185 (1,780 µg/L), Ll12mw-187 (2,110 µg/L), LL12mw-242 (1,070 µg/L),

LL12mw-243 (1,070 µg/L). The Groundwater Unconsolidated Zone Background Criteria (filtered) is 1,020 µg/L.
The MCL for Manganese is 50 µg/L.

- **Nickel**
  - Bedrock Zone: - None.
    The Groundwater Bedrock Zone Background Criteria (filtered) is 83.4 µg/L.
  - Unconsolidated Zone: - LL12mw-088 (6.4µg/L J), Ll12mw-185 (6.9 µg/L J), LL12mw-187 (14.1 µg/L J), LL12mw-188 (5.3 µg/L J), LL12mw-242 (61.6 µg/L). The Groundwater Unconsolidated Zone Background Criteria (filtered) is 0 µg/L.
    There is no MCL for Nickel. The Region 9 PRG is 730 µg/L.

- **Thallium**
  - Bedrock Zone: - LL2mw-064 (0.15 µg/L J), LL12mw-113 (0.42 µg/L J). The Groundwater Bedrock Zone Background Criteria (filtered) is 0 µg/L
  - Unconsolidated Zone: - LL4mw-193 (0.41 µg/L J), LL4mw-194 (0.15 µg/L J), LL4mw-195 (0.27 µg/L J), LL12mw-187 (0.52 µg/L J), Ll12mw-242 (0.29 µg/L J). The Groundwater Unconsolidated Zone Background Criteria (filtered) is 0 µg/L.
    The MCL for Thallium is 2 µg/L.

- **Vanadium**
  - Bedrock Zone: - None
    The Groundwater Bedrock Zone Background Criteria (filtered) is 0 µg/L.
  - Unconsolidated Zone: - ll12mw-113 (46.7 µg/L), LL12 mw-188 (1.8 µg/L), LL12mw-154 (7.8 µg/L J), LL12mw-242 (46.4 µg/L J). The Groundwater Unconsolidated Zone Background Criteria (filtered) is 0 µg/L. There is no MCL for Vanadium. The Region 9 PRG is 32 µg/L.

- **Zinc**
  - Bedrock Zone: - LL1mw-063 (56.9 µg/L), LL12mw-113 (178 µg/L). The Groundwater Bedrock Zone Background Criteria (filtered) is 52.3 µg/L.
  - Unconsolidated Zone: - None.
    The Groundwater Unconsolidated Zone Background Criteria (filtered) is 60.9 µg/L .
    The MCL for zinc is 5,000 µg/L. The Region 9 PRG is 11,000 µg/L.

Table 3-3 FWGWMPP January 2008 Inorganics Analytical Results

Station ID				LL1mw-063	LL1mw-065	LL1mw-079	LL2mw-060	LL2mw-261	LL2mw-264	LL2mw-265
Sample ID		MCL	Region 9 PRG	FWGLL1mw-063C-0565-GF	FWGLL1mw-065C-0567-GF	FWGLL1mw-079C-0568-GF	FWGLL2mw-060C-0569-GF	FWGLL2mw-261C-0570-GF	FWGLL2mw-264C-0571-GF	FWGLL2mw-265C-0574-GF
Date Collected				01/28-29/08	1/28/2008	1/28/2008	1/28/2008	1/28/2008	1/28/2008	1/28/2008
Sample Type				Grab	Grab	Grab	Grab	Grab	Grab	Grab
Analyte	Units									
Aluminum	µg/L	NS	36000	**460**	50 U	50 U	50 U	50 U	50 U	50 U
Antimony	µg/L	6	15	2 U	2 U	2 U	**0.18 J**	2 U	2 U	2 U
Arsenic	µg/L	10	0.045	5 U	5 U	5 U	5 U	**13.4**	5 U	5 U
Barium	µg/L	2000	2600	**23.2**	**58.6**	**58.6**	**31.9**	**18.7**	**4.8 J**	**6.2 J**
Beryllium	µg/L	4	NS	1 U	1 U	1 U	1 U	1 U	1 U	1 U
Cadmium	µg/L	5	NS	**0.33 J**	0.5 U	0.5 U	0.5 U	0.5 U	0.5 U	0.5 U
Calcium	µg/L	NS	NS	**7810**	**84300**	**84300**	**55900**	**56100**	**47200**	**52800**
Chromium	µg/L	100	NS	5 U	5 U	5 U	5 U	5 U	5 U	5 U
Cobalt	µg/L	NS	730	**12.2**	5 U	5 U	5 U	**1.9 J**	5 U	5 U
Copper	µg/L	1300	1500	**12.3**	5 U	5 U	5 U	5 U	5 U	5 U
Cyanide	mg/L	0.2	0.73	0.01 UJ	0.01 U	0.01 U	0.01 U	0.01 U	0.01 U	0.01 U
Iron	µg/L	300	11000	50 U	**116**	**116**	**32.2 J**	**2380**	**249**	**222**
Lead	µg/L	15	NS	3 U	3 U	3 U	3 U	3 U	3 U	3 U
Magnesium	µg/L	NS	NS	**8420**	**21000**	**21000**	**8920**	**20200**	**16600**	**12200**
Manganese	µg/L	50	880	**348**	**185**	**185**	**16.7**	**369**	**144**	**193**
Mercury	µg/L	2	11	0.2 U	0.2 U	0.2 U	0.2 U	0.2 U	0.2 U	0.2 U
Nickel	µg/L	NS	730	**56.4**	10 U	10 U	10 U	**4 J**	10 U	**8.2 J**
Potassium	µg/L	NS	NS	**1490**	**1140 J**	**1140 J**	**451 J**	**1130 J**	**607 J**	**561 J**
Selenium	µg/L	50	180	5 U	5 U	5 U	5 U	5 U	5 U	5 U
Silver	µg/L	100	180	5 U	5 U	5 U	5 U	5 U	5 U	5 U
Sodium	µg/L	NS	NS	**8810**	**11500**	**11500**	**1640**	**9850**	**7340**	**2900**
Thallium	µg/L	2	2.4	1 U	1 U	1 U	1 U	1 U	**0.15 J**	1 U
Vanadium	µg/L	NS	36	10 U	10 U	10 U	10 U	10 U	10 U	10 U
Zinc	µg/L	5000	11000	**56.9**	**2.5 J**	**2.5 J**	**3.4 J**	10 U	**2.4 J**	**2.8 J**

Notes:

NS = no standard

Bold = detected compound above the MDL

N/A = Not Analyzed

Table 3-3 FWGWMPP January 2008 Inorganics Analytical Results

Station ID				LL2mw-268	LL2mw-270	LL3mw-232	LL3mw-233	LL3mw-234	LL3mw-235	LL3mw-237	LL3mw-240
Sample ID		MCL	Region 9 PRG	FWGLL2mw-268C-0573-GF	FWGLL2mw-270C-0572-GF	FWGLL3mw-232C-0575-GF	FWGLL3mw-233C-0576-GF	FWGLL3mw-234C-0577-GF	FWGBKGMW-021C-0522-GF	FWGLL3mw-237C-0579-Gf	FWGLL3mw-240C-0580-GF
Date Collected				1/28/2008	1/28/2008	1/29/2008	1/29/2008	1/29/2008	1/31/2008	1/29/2008	1/29/2008
Sample Type				Grab	Grab	Grab	Grab	Grab	Grab	Grab	Grab
Analyte	Units										
Aluminum	µg/L	NS	36000	50 U	50 U	50 U	50 U	50 U	50 U	50 U	**40.4 J**
Antimony	µg/L	6	15	2 U	2 U	2 U	**0.14 J**	2 U	2 U	**0.13 J**	**1.1 J**
Arsenic	µg/L	10	0.045	5 U	5 U	5 U	5 U	5 U	5 U	5 U	5 U
Barium	µg/L	2000	2600	**37.9**	**19.5**	**28.2**	**25.7**	**8.6 J**	**2.5 J**	**2.7 J**	**11.8**
Beryllium	µg/L	4	NS	1 U	1 U	1 U	1 U	1 U	1 U	1 U	1 U
Cadmium	µg/L	5	NS	0.5 U	0.5 U	0.5 U	0.5 U	0.5 U	**0.28 J**	0.5 U	0.5 U
Calcium	µg/L	NS	NS	**58000**	**49400**	**55800**	**39500**	**42500**	**35200 J**	**35300**	**22800**
Chromium	µg/L	100	NS	5 U	5 U	5 U	5 U	5 U	5 U	5 U	5 U
Cobalt	µg/L	NS	730	5 U	**13.5 J**	5 U	**3.5 J**	5 U	5 U	5 U	5 U
Copper	µg/L	1300	1500	5 U	5 U	5 U	5 U	5 U	5 U	5 U	5 U
Cyanide	mg/L	0.2	0.73	0.01 U	0.01 U	0.01 U	0.01 U	**0.021 J**	0.01 U	0.01 U	0.01 U
Iron	µg/L	300	11000	**2500**	**4420**	**292**	**4840**	**512**	**703 J**	**62.3**	44.2 J
Lead	µg/L	15	NS	3 U	3 U	3 U	3 U	3 U	3 U	3 U	3 U
Magnesium	µg/L	NS	NS	**23900**	**18600**	**36200**	**17500**	**17200**	**15400 J**	**9210**	**8160**
Manganese	µg/L	50	880	**362**	**1160**	**458**	**1410**	**1480**	**172 J**	**1.6 J**	**1.7 J**
Mercury	µg/L	2	11	0.14 UJ	0.2 U	0.2 U	0.2 U	0.2 U	0.2 U	0.2 U	0.2 U
Nickel	µg/L	NS	730	10 U	**25.6 J**	**6.1 J**	**21.2**	**5.2 J**	**8.9 J**	10 U	**4.7 J**
Potassium	µg/L	NS	NS	**1600 J**	**1430 J**	**4350**	**2200**	**2010**	**757 J**	**1970 J**	**964 J**
Selenium	µg/L	50	180	5 U	5 U	5 U	5 U	5 U	5 U	5 U	5 U
Silver	µg/L	100	180	5 U	5 U	5 U	5 U	5 U	5 U	5 U	5 U
Sodium	µg/L	NS	NS	**11200**	**3750**	**8180 JB**	**8970**	**7770**	**9790**	**7240**	**4300**
Thallium	µg/L	2	2.4	1 U	1 U	1 U	1 U	1 U	1 U	1 U	1 U
Vanadium	µg/L	NS	36	10 U	10 U	10 U	10 U	10 U	10 U	10 U	10 U
Zinc	µg/L	5000	11000	10 U	**12.6 J**	8.1 UJ	**18.2 B**	**2.5 JB**	16.6 U	**4.6 JB**	**4.3 JB**

Notes:

NS = no standard

Bold = detected compound above the MDL

N/A = Not Analyzed

Table 3-3 FWGWMPP January 2008 Inorganics Analytical Results

Station ID				LL3mw-241	LL3mw-243	LL4mw-193	LL4mw-194	LL4mw-195	LL4mw-200	LL12mw-088
Sample ID		MCL	Region 9 PRG	FWGLL3mw-241C-0581-GF	FWGLL3mw-243C-0582-GF	FWGLL4mw-193C-0583-GF	FWGLL4mw-194C-0584-GF	FWGLL4mw-195C-0585-GF	FWGLL4mw-200C-0586-GF	FWGLL12mw-088C-0587-GF
Date Collected				1/29/2008	1/28/2008	1/29/2008	1/29/2008	1/29/2008	1/30/2008	1/31/2008
Sample Type				Grab	Grab	Grab	Grab	Grab	Grab	Grab
Analyte	Units									
Aluminum	µg/L	NS	36000	50 U	50 U	**20.4 J**	50 U	50 U	50 U	50 U
Antimony	µg/L	6	15	2 U	**0.4 J**	2 U	2 U	2 U	2 U	2 U
Arsenic	µg/L	10	0.045	5 U	5 U	5 U	5 U	5 U	5 U	**16.8**
Barium	µg/L	2000	2600	**9.7 J**	**17.9**	**55.1**	**29.6**	**29.8**	**11.1**	**301**
Beryllium	µg/L	4	NS	1 U	1 U	1 U	1 U	1 U	1 U	1 U
Cadmium	µg/L	5	NS	0.5 U	0.5 U	0.5 U	0.5 U	**0.13 J**	0.5 U	0.5 U
Calcium	µg/L	NS	NS	**18700**	**17500**	**118000**	**103000**	**221000**	**168000**	**114000**
Chromium	µg/L	100	NS	5 U	5 U	5 U	5 U	5 U	5 U	5 U
Cobalt	µg/L	NS	730	5 U	5 U	5 U	5 U	**2.2 J**	5 U	5 U
Copper	µg/L	1300	1500	5 U	5 U	5 U	5 U	5 U	5 U	5 U
Cyanide	mg/L	0.2	0.73	0.01 U	**0.02**	0.01 U	0.01 U	0.01 U	0.01 U	0.01 U
Iron	µg/L	300	11000	50 U	50 U	**1240**	**183**	**9560**	50 U	**2860 J**
Lead	µg/L	15	NS	3 U	3 U	3 U	3 U	3 U	3 U	3 U
Magnesium	µg/L	NS	NS	**6570**	**6750**	**35500**	**29900**	**61100**	**50900**	**41400**
Manganese	µg/L	50	880	**91.2**	**1.1 J**	**482**	**242**	**3660**	**11.1**	**304**
Mercury	µg/L	2	11	0.2 U	0.2 U	0.2 U	0.2 U	0.2 U	0.2 U	0.2 U
Nickel	µg/L	NS	730	10 U	10 U	10 U	10 U	10 U	10 U	**6.4 J**
Potassium	µg/L	NS	NS	**1190**	**1290 J**	**1020**	**917 J**	**1180**	**635 J**	**5490**
Selenium	µg/L	50	180	5 U	5 U	5 U	5 U	5 U	5 U	5 U
Silver	µg/L	100	180	5 U	5 U	5 U	5 U	5 U	5 U	5 U
Sodium	µg/L	NS	NS	**4510**	**2960**	**9640**	**6780**	**8380**	**8330**	**13600**
Thallium	µg/L	2	2.4	1 U	1 U	**0.41 J**	**0.15 J**	**0.27 J**	1 U	1 U
Vanadium	µg/L	NS	36	10 U	10 U	10 U	10 U	10 U	10 U	10 U
Zinc	µg/L	5000	11000	**4.9 JB**	**5.3 J**	**3.7 JB**	**3.2 JB**	**7.1 JB**	**2.3 JB**	**3.3 JB**

Notes:

NS = no standard

Bold = detected compound above the MDL

N/A = Not Analyzed

Table 3-3 FWGWMPP January 2008 Inorganics Analytical Results

Station ID				LL12mw-107	LL12mw-113	LL12mw-128	LL12mw-154	LL12mw-184	LL12mw-185	LL12mw-187
Sample ID		MCL	Region 9 PRG	FWGLL12mw-107C-0588-GF	FWGLL12mw-113C-0589-GF	FWGLL12mw-128C-0590-GF	FWGLL12mw-154C-0591-GF	FWGLL12MW-184C-0592-GF	FWGLL12mw-185C-0593-GF	FWGLL12mw-187C-0594-GF
Date Collected				1/31/2008	1/30/2008	1/30/2008	1/30/2008	1/31/2008	1/30/2008	1/30/2008
Sample Type				Grab	Grab	Grab	Grab	Grab	Grab	Grab
Analyte	Units									
Aluminum	µg/L	NS	36000	50 U	**28500**	**1340**	**4820**	50 U	50 U	**26.8 J**
Antimony	µg/L	6	15	2 U	**0.56 J**	2 U	**0.33 J**	2 U	2 U	**0.17 J**
Arsenic	µg/L	10	0.045	**17.4**	**54.3**	**40.1**	**651**	**13.5**	5 U	5 U
Barium	µg/L	2000	2600	**27**	**111**	**68.1**	**117**	**10.9**	**57.2**	**339**
Beryllium	µg/L	4	NS	1 U	**1.5**	1 U	**0.24 J**	1 U	1 U	1 U
Cadmium	µg/L	5	NS	0.5 U	**0.45 J**	0.5 U	0.5 U	0.5 U	**0.24 J**	0.5 U
Calcium	µg/L	NS	NS	**157000**	**296000**	**180000**	**130000**	**203000**	714000 R	969000 R
Chromium	µg/L	100	NS	5 U	**41.3**	5 U	**5.9**	5 U	5 U	5 U
Cobalt	µg/L	NS	730	5 U	**38.8**	5 U	**4.7 J**	5 U	**2.6 J**	**10.1**
Copper	µg/L	1300	1500	5 U	**84.4**	5 U	**10.7**	5 U	5 U	5 U
Cyanide	mg/L	0.2	0.73	0.01 U	**0.0087 J**	0.01 UJ	0.01 U	0.01 U	0.01 UJ	0.01 U
Iron	µg/L	300	11000	**2090 J**	**88300**	**7310**	**53200 J**	**2410 J**	50 U	50 U
Lead	µg/L	15	NS	3 U	**47**	3 U	**5.4**	3 U	3 U	3 U
Magnesium	µg/L	NS	NS	**67800**	**122000**	**108000**	**58300**	**149000**	**304000**	**295000**
Manganese	µg/L	50	880	**225**	**4410**	**199**	**213**	**498**	**1780**	**2110**
Mercury	µg/L	2	11	0.2 U	0.2 U	0.2 U	0.2 U	0.2 U	0.2 U	0.2 U
Nickel	µg/L	NS	730	10 U	**77.1**	10 U	**11.3**	10 U	**6.9 J**	**14.1**
Potassium	µg/L	NS	NS	**3560**	**11800 J**	**2970**	**3430**	**3130**	**9220**	**53500**
Selenium	µg/L	50	180	5 U	5 U	5 U	5 U	5 U	5 U	5 U
Silver	µg/L	100	180	5 U	5 U	5 U	5 U	5 U	5 U	5 U
Sodium	µg/L	NS	NS	**17700**	**24200**	**23700**	**20100**	**37900**	**58300**	**35900**
Thallium	µg/L	2	2.4	1 U	**0.42 J**	1 U	1 U	1 U	1 U	**0.52 J**
Vanadium	µg/L	NS	36	10 U	**46.7 J**	10 U	**7.8 J**	10 U	10 U	10 U
Zinc	µg/L	5000	11000	3.9 JB	**178**	**12.4 B**	**39.3 J**	6 JB	**5.3 JB**	**9.7 JB**

Notes:

NS = no standard

Bold = detected compound above the MDL

N/A = Not Analyzed

Table 3-3 FWGWMPP January 2008 Inorganics Analytical Results

Station ID				LL12mw-188	LL12mw-189	LL12mw-242	LL12mw-243	LL12mw-244	LL12mw-245	LL12mw-246
Sample ID		MCL	Region 9 PRG	FWGLL12mw-188C-0595-GF	FWGLL12mw-189C-0596-GF	FWGLL12mw-242C-0597-GF	FWGLL12mw-243C-0598-GF	FWGLL12mw-244C-0599-GF	FWGLL12mw-245C-0600-GF	FWGLL12mw-246C-0566-GF
Date Collected				1/29/2008	1/29/2008	1/30/2008	1/30/2008	1/30/2008	1/30/2008	1/30/2008
Sample Type				Grab	Grab	Grab	Grab	Grab	Grab	Grab
Analyte	Units									
Aluminum	µg/L	NS	36000	**1770**	**49.9 J**	**27300**	**67.8**	**83.5**	**27.6 J**	50 U
Antimony	µg/L	6	15	2 U	2 U	**0.73 J**	2 U	**0.34 J**	2 U	2 U
Arsenic	µg/L	10	0.045	5 U	5 U	**53.5**	**7.5**	**7.5**	**24.4**	**32.7**
Barium	µg/L	2000	2600	**44**	**14.4**	**129**	**32.4**	**98.9**	**32.6 J**	**40.6 J**
Beryllium	µg/L	4	NS	1 U	1 U	**1.3**	1 U	1 U	1 U	1 U
Cadmium	µg/L	5	NS	0.5 U	0.5 U	**0.2 J**	0.5 U	0.5 U	0.5 U	0.5 U
Calcium	µg/L	NS	NS	**116000**	**150000**	**95700**	**125000**	**79700**	**150000 J**	**103000 J**
Chromium	µg/L	100	NS	**2.4 J**	5 U	**41.6**	5 U	5 U	5 U	5 U
Cobalt	µg/L	NS	730	**2.4 J**	5 U	**27.5**	**2.1 J**	5 U	5 U	5 U
Copper	µg/L	1300	1500	**4.8 J**	5 U	**53.3**	5 U	5 U	5 U	5 U
Cyanide	mg/L	0.2	0.73	0.01 U	0.01 U	0.01 UJ	0.01 U	0.01 UJ	0.01 U	0.01 UJ
Iron	µg/L	300	11000	**4120**	**119**	**65800**	**2460**	**332**	**1670 J**	**1430 J**
Lead	µg/L	15	NS	3 U	3 U	**24.3**	3 U	3 U	3 U	3 U
Magnesium	µg/L	NS	NS	**89600**	**70500**	**59900**	**83000**	**25100**	**72100 J**	**50900 J**
Manganese	µg/L	50	880	**485**	**235**	**1070**	**1070**	**115**	**301 J**	**73.2 J**
Mercury	µg/L	2	11	0.2 U	0.2 U	0.2 U	0.2 U	0.2 U	0.2 U	0.2 U
Nickel	µg/L	NS	730	**5.3 J**	10 U	**61.6**	10 U	10 U	10 U	10 U
Potassium	µg/L	NS	NS	**2570**	**2230**	**8310**	**3640**	**2190**	**3640 J**	**7430 J**
Selenium	µg/L	50	180	5 U	5 U	5 U	5 U	5 U	5 U	5 U
Silver	µg/L	100	180	5 U	5 U	5 U	5 U	5 U	5 U	5 U
Sodium	µg/L	NS	NS	**27100**	**49700**	**32400**	**23300**	**9120**	**24000**	**22400**
Thallium	µg/L	2	2.4	1 U	1 U	**0.29 J**	1 U	1 U	1 U	1 U
Vanadium	µg/L	NS	36	**1.8 J**	10 U	**46.4 J**	10 U	10 U	10 U	10 U
Zinc	µg/L	5000	11000	**14.4 B**	**6.4 JB**	**159**	**5.6 JB**	**3 JB**	2.5 UJ	3.7 UJ

Notes:

NS = no standard

Bold = detected compound above the MDL

N/A = Not Analyzed

Table 3-3 FWGWMP January 2008 Inorganics Analytical Results

Data Qualifiers

Data qualifier flags are used in an effort to describe the quality of each piece of data for each constituent. These flags are letter codes appended to the numerical data. The following data qualifiers are specified in the USACE Louisville Chemistry Guidelines (LCG). For a complete explanation of qualifiers used for each constituent please refer to the Data Verification Summaries in Appendix B.

U- The analyte was analyzed for but not detected. The numerical value preceding the U is the associated reporting limit.

J- The identification of the analyte is acceptable, but the quality assurance criteria indicate that the quantitative values may be outside the normal expected range of precision (i.e., the quantitative value is estimated). Examples include:

- Results detected above the laboratory MDL but less than the laboratory reporting limit.
- MS/MSD percent recoveries outside the acceptance criteria.
- Laboratory control sample (LCS) percent recoveries outside acceptance criteria.

R- Data are considered to be rejected and shall not be used. This flag denotes the failure of quality control criteria such that it cannot be determined if the analyte is present or absent from the sample [e.g., the method reporting limit (MRL) verification standard was below quality control guidelines; associated sample results that were non-detect are unusable].

UJ- This flag is a combination of the U and J qualifiers which indicate that the analyte is not present. The reported value is considered to be an estimated reporting limit (RL).

B- The B flag is used for both organic and inorganic analyses when the analyte is found in the method blank or any of the field blanks. This designation overrides the Contract Laboratory Program (CLP) “B” designation when used by the laboratory as an estimated value for inorganics.

Table 3-4 RVAAP Facility-wide Background Criteria, (SAIC, 2001b)

Media Units	Surface Soil mg/kg	Subsurface Soil mg/kg	Sediment mg/kg	Surface Water ug/L	Groundwater Bedrock Zone Filtered ug/L	Groundwater Bedrock Zone Unfiltered ug/L	Groundwater Unconsolidated Zone Filtered ug/L	Groundwater Unconsolidated Unfiltered ug/L
Analyte								
Cyanide	0	0	0	0	0	0	0	0
Aluminum	17700	19500	13900	3370	0	9410	0	0
Antimony	0.96	0.96	0	0	0	0	0	0
Arsenic	15.4	19.8	19.5	3.2	0	19.1	11.7	11.7
Barium	88.4	124	123	47.5	256	241	82.1	82.1
Beryllium	0.88	0.88	0.38	0	0	0	0	0
Cadmium	0	0	0	0	0	0	0	0
Calcium	15800	35500	5510	41400	53100	48200	115000	115000
Chromium	17.4	27.2	18.1	0	0	19.5	7.3	7.3
Cobalt	10.4	23.2	9.1	0	0	0	0	0
Copper	17.7	32.3	27.6	7.9	0	17	0	0
Iron	23100	35200	28200	2560	1430	21500	279	279
Lead	26.1	19.1	27.4	0	0	23	0	0
Magnesium	3030	8790	2760	10800	15000	13700	43300	43300
Manganese	1450	3030	1950	391	1340	1260	1020	1020
Mercury	0.036	0.044	0.059	0	0	0	0	0
Nickel	21.1	60.7	17.7	0	83.4	85.3	0	0
Potassium	927	3350	1950	3170	5770	6060	2890	2890
Selenium	104	105	107	0	0	0	0	0
Silver	0	0	0	0	0	0	0	0
Sodium	123	145	112	21300	51400	49700	45700	45700
Thallium	0	0.91	0.89	0	0	0	0	0
Vanadium	31.1	37.6	26.1	0	0	15.5	0	0
Zinc	61.8	93.3	532	42	52.3	193	60.9	60.9

3.2.3 Volatile Organic Compounds (VOCs)

VOC analytical results are summarized in Table 3-5. The following VOCs were detected above the MDL for this sampling event.

- Acetone – LL2mw-265 (1.2 µg/L J), LL2mw-268 (5.4 µg/L J). There is no MCL for acetone. The Region 9 PRG is 5,500 µg/L.
- Benzene – LL12mw-242 (0.55 µg/L J). The MCL for benzene is 5 µg/L. The Region 9 PRG is 0.35 µg/L.
- Chloromethane – LL1mw-065 (0.32 µg/L J). There is no MCL for chloromethane. The Region 9 PRG is 160 µg/L.
- 2-Butanone – LL12mw-088 (6.6 µg/L J). There is no MCL. The Region 9 PRG is 7,000 µg/L.
- 4-Methyl-2-pentanone – LL12mw-088 (0.36 µg/L J). There is no MCL or Region 9 PRG for 4-Methyl-2-pentanone.
- Toluene – LL12mw-242 (0.71 µg/L J B). The MCL for toluene is 1,000 µg/L. The Region 9 PRG is 720 µg/L.
- Xylenes (total) – LL12mw-242 (0.48 µg/L J). Note that the breakdown was m&p-xylenes (0.31 µg/L J) and o-xylene (0.17 µg/L J). The MCL and the Region 9 PRG for total xylenes is 10,000 µg/L.

3.2.4 Semivolatile Organic Compounds (SVOCs)

SVOC analytical results are summarized in Table 3-6. The following SVOCs were detected above the MDL for this sampling event. Note that 2,4-Dinitrotoluene and 2,6-Dinitrotoluene are analyzed and reported under both SW-846 Methods 8330 (explosives and propellants and 8270 (SVOCs).

- Bis(2-Ethylhexyl)phthalate – LL1mw-063 (1.9 µg/L J), LL1mw-065 (8.6 µg/L J), LL3mw-232 (4.3 µg/L J), LL3mw-233 (1.2 µg/L J), LL3mw-240 (1.6 µg/L J), LL12mw-107 (0.91 µg/L J), LL12mw-154 (1.3 µg/L J), LL12mw-189 (1.1 µg/L J), LL12mw-245 (3.9 µg/L J). There is no MCL for Bis(2-Ethylhexyl)phthalate. The Region 9 PRG is 4.8 µg/L.
- Pentachlorophenol – LL2mw-270 (1.3 µg/L J). The MCL is 1 µg/L. The Region 9 PRG is 0.56 µg/L.

3.2.5 Pesticides and Polychlorinated Biphenyls (PCBs)

Pesticides and PCBs analytical results are summarized in Table 3-7. PCBs were not detected above reporting limits. The following pesticides were detected above the MDL for this sampling event.

- beta-BHC – LL1mw-063 (0.013 µg/L J), LL1mw-079 (0.018 µg/L J), LL3mw-237 (0.061 µg/L). There is no MCL for beta-BHC. The Region 9 PRG is 0.032 µg/L.

- PCB-1248 – LL12mw-188 (0.15 µg/L J). The MCL for PCBs is 0.5 µg/L. The Region 9 PRG is 0.034 µg/L.

Table 3-5 FWGWMP January 2008 VOCs Analytical results

Station ID				LL1mw-063	LL1mw-065	LL1mw-079	LL2mw-060	LL2mw-261	LL2mw-264	LL2mw-265	LL2mw-268	LL2mw-270
Sample ID		MCL	Region 9 PRG	FWGLL1mw-063C-0565-GW	FWGLL1mw-065C-0567-GW	FWGLL1mw-079C-0568-GW	FWGLL2mw-060C-0569-GW	FWGLL2mw-261C-0570-GW	FWGLL2mw-264C-0571-GW	FWGLL2mw-265C-0574-GW	FWGLL2mw-268C-0573-GW	FWGLL2mw-270C-0572-GW
Date Collected				01/28-29/08	1/28/2008	1/28/2008	1/28/2008	1/28/2008	1/28/2008	1/28/2008	1/28/2008	1/28/2008
Sample Type				Grab	Grab	Grab	Grab	Grab	Grab	Grab	Grab	Grab
Analyte	Units											
1,1,1-Trichloroethane	µg/L	NS	3200	1 U	1 U	1 U	1 U	1 U	1 U	1 U	1 U	1 U
1,1,2,2-Tetrachloroethane	µg/L	NS	0.43	1 U	1 U	1 U	1 U	1 U	1 U	1 U	1 U	1 U
1,1,2-Trichloroethane	µg/L	NS	0.2	1 U	1 U	1 U	1 U	1 U	1 U	1 U	1 U	1 U
1,1-Dichloroethane	µg/L	7	NS	1 U	1 U	1 U	1 U	1 U	1 U	1 U	1 U	1 U
1,1-Dichloroethene (total)	µg/L	NS	810	1 U	1 U	1 U	1 U	1 U	1 U	1 U	1 U	1 U
1,2-Dibromoethane	µg/L	NS	0.0053	1 U	1 U	1 U	1 U	1 U	1 U	1 U	1 U	1 U
1,2-Dichloroethane	µg/L	5	0.12	1 U	1 U	1 U	1 U	1 U	1 U	1 U	1 U	1 U
1,2-Dichloroethene (total)	µg/L	NS	NS	1 U	1 U	1 U	1 U	1 U	1 U	1 U	1 U	1 U
1,2-Dichloropropane	µg/L	5	0.16	1 U	1 U	1 U	1 U	1 U	1 U	1 U	1 U	1 U
2-Butanone	µg/L	NS	7000	10 U	10 R	10 R	10 R	10 R	10 R	10 R	10 R	10 R
2-Hexanone	µg/L	NS	NS	10 UJ	10 U	10 U	10 U	10 U	10 U	10 U	10 U	10 U
4-Methyl-2-pentanone	µg/L	NS	NS	10 UJ	10 U	10 U	10 U	10 U	10 U	10 U	10 U	10 U
Acetone	µg/L	NS	5500	10 R	10 R	10 R	10 R	10 R	10 R	**1.2 J**	**5.4 J**	10 R
Benzene	µg/L	5	0.35	1 U	1 U	1 U	1 U	1 U	1 U	1 U	1 U	1 U
Bromochloromethane	µg/L	NS	NS	1 U	1 U	1 U	1 U	1 U	1 U	1 U	1 U	1 U
Bromodichloromethane	µg/L	NS	0.13	1 U	1 U	1 U	1 U	1 U	1 U	1 U	1 U	1 U
Bromoform	µg/L	NS	8.5	1 U	1 UJ	1 UJ	1 UJ	1 UJ	1 UJ	1 UJ	1 UJ	1 UJ
Bromomethane	µg/L	NS	8.7	1 U	1 U	1 U	1 U	1 U	1 U	1 U	1 U	1 U
Carbon disulfide	µg/L	NS	1000	1 U	1 U	1 U	1 U	1 U	1 U	1 U	1 U	1 U
Carbon tetrachloride	µg/L	5	0.17	1 U	1 U	1 U	1 U	1 U	1 U	1 U	1 U	1 U
Chlorobenzene	µg/L	NS	110	1 U	1 U	1 U	1 U	1 U	1 U	1 U	1 U	1 U
Chloroethane	µg/L	NS	4.6	1 U	1 U	1 U	1 U	1 U	1 U	1 U	1 U	1 U
Chloroform	µg/L	NS	0.17	1 U	1 U	1 U	1 U	1 U	1 U	1 U	1 U	1 U
Chloromethane	µg/L	NS	160	1 R	**0.32 J**	1 U	1 U	1 U	1 U	1 U	1 U	1 U
cis-1,2-dichloroethene	µg/L	70	61	1 U	1 U	1 U	1 U	1 U	1 U	1 U	1 U	1 U
cis-1,3-Dichloropropene	µg/L	NS	0.4	1 U	1 U	1 U	1 U	1 U	1 U	1 U	1 U	1 U
Dibromochloromethane	µg/L	NS	0.13	1 U	1 U	1 U	1 U	1 U	1 U	1 U	1 U	1 U
Ethylbenzene	µg/L	700	1300	1 U	1 U	1 U	1 U	1 U	1 U	1 U	1 U	1 U
m&p-xylenes	µg/L	NS	NS	2 U	2 U	2 U	2 U	2 U	2 U	2 U	2 U	2 U
Methylene chloride	µg/L	NS	1300	2 U	2 UJ	2 UJ	2 UJ	2 UJ	2 UJ	2 UJ	2 UJ	2 UJ
o-xylene	µg/L	NS	NS	1 U	1 U	1 U	1 U	1 U	1 U	1 U	1 U	1 U
Styrene	µg/L	100	1600	1 U	1 U	1 U	1 U	1 U	1 U	1 U	1 U	1 U
Tetrachloroethene	µg/L	5	0.1	1 U	1 U	1 U	1 U	1 U	1 U	1 U	1 U	1 U
Toluene	µg/L	1000	720	1 U	1 U	1 U	1 U	1 U	1 U	1 U	1 U	1 U
Total Xylenes	µg/L	10000	10000	2 U	2 U	2 U	2 U	2 U	2 U	2 U	2 U	2 U
trans-1,2-dichloroethene	µg/L	100	120	1 U	1 U	1 U	1 U	1 U	1 U	1 U	1 U	1 U
trans-1,3-Dichloropropene	µg/L	NS	0.4	1 U	1 U	1 U	1 U	1 U	1 U	1 U	1 U	1 U
Trichloroethene	µg/L	5	0.028	1 U	1 U	1 U	1 U	1 U	1 U	1 U	1 U	1 U
Vinyl chloride	µg/L	2	0.02	1 U	1 U	1 U	1 U	1 U	1 U	1 U	1 U	1 U

Notes:

NS = no standard

Bold = detected compound above the MDL

Table 3-5 FWGWMP January 2008 VOCs Analytical results

Station ID				LL3mw-232	LL3mw-233	LL3mw-234	LL3mw-235	LL3mw-237	LL3mw-240	LL3mw-241	LL3mw-243	LL4mw-193
Sample ID		MCL	Region 9 PRG	FWGLL3mw-232C-0575-GW	FWGLL3mw-233C-0576-GW	FWGLL3mw-234C-0577-GW	FWGLL3mw-235C-0578-GW	FWGLL3mw-235C-0578-GW	FWGLL3mw-240C-0580-GW	FWGLL3mw-241C-0581-GW	FWGLL3mw-243C-0582-GW	FWGLL4mw-193C-0583-GW
Date Collected				1/29/2008	1/29/2008	1/29/2008	1/31/2008	1/29/2008	1/29/2008	1/29/2008	1/28/2008	1/29/2008
Sample Type				Grab	Grab	Grab	Grab	Grab	Grab	Grab	Grab	Grab
Analyte	Units											
1,1,1-Trichloroethane	µg/L	NS	3200	1 U	1 U	1 U	1 U	1 U	1 U	1 U	1 U	1 U
1,1,2,2-Tetrachloroethane	µg/L	NS	0.43	1 U	1 U	1 U	1 U	1 U	1 U	1 U	1 U	1 U
1,1,2-Trichloroethane	µg/L	NS	0.2	1 U	1 U	1 U	1 U	1 U	1 U	1 U	1 U	1 U
1,1-Dichloroethane	µg/L	7	NS	1 U	1 U	1 U	1 U	1 U	1 U	1 U	1 U	1 U
1,1-Dichloroethene (total)	µg/L	NS	810	1 U	1 U	1 U	1 U	1 U	1 U	1 U	1 U	1 U
1,2-Dibromoethane	µg/L	NS	0.0053	1 U	1 U	1 U	1 U	1 U	1 U	1 U	1 U	1 U
1,2-Dichloroethane	µg/L	5	0.12	1 U	1 U	1 U	1 U	1 U	1 U	1 U	1 U	1 U
1,2-Dichloroethene (total)	µg/L	NS	NS	1 U	1 U	1 U	1 U	1 U	1 U	1 U	1 U	1 U
1,2-Dichloropropane	µg/L	5	0.16	1 U	1 U	1 U	1 U	1 U	1 U	1 U	1 U	1 U
2-Butanone	µg/L	NS	7000	10 UJ	10 UJ	10 UJ	10 UJ	10 UJ	10 UJ	10 UJ	10 R	10 UJ
2-Hexanone	µg/L	NS	NS	10 U	10 U	10 U	10 U	10 U	10 U	10 U	10 U	10 U
4-Methyl-2-pentanone	µg/L	NS	NS	10 U	10 U	10 U	10 U	10 U	10 U	10 U	10 U	10 U
Acetone	µg/L	NS	5500	10 U	10 U	1.2 UJ	10 UJ	10 U	10 U	10 U	10 R	10 UJ
Benzene	µg/L	5	0.35	1 U	1 U	1 U	1 U	1 U	1 U	1 U	1 U	1 U
Bromochloromethane	µg/L	NS	NS	1 U	1 U	1 U	1 U	1 U	1 U	1 U	1 U	1 U
Bromodichloromethane	µg/L	NS	0.13	1 U	1 U	1 U	1 U	1 U	1 U	1 U	1 U	1 U
Bromoform	µg/L	NS	8.5	1 UJ	1 UJ	1 UJ	1 UJ	1 UJ	1 UJ	1 UJ	1 UJ	1 UJ
Bromomethane	µg/L	NS	8.7	1 U	1 U	1 U	1 UJ	1 U	1 U	1 U	1 U	1 U
Carbon disulfide	µg/L	NS	1000	1 U	1 U	1 U	1 U	1 U	1 U	1 U	1 U	1 U
Carbon tetrachloride	µg/L	5	0.17	1 U	1 U	1 U	1 U	1 U	1 U	1 U	1 U	1 U
Chlorobenzene	µg/L	NS	110	1 U	1 U	1 U	1 U	1 U	1 U	1 U	1 U	1 U
Chloroethane	µg/L	NS	4.6	1 U	1 U	1 U	1 U	1 U	1 U	1 U	1 U	1 U
Chloroform	µg/L	NS	0.17	1 U	1 U	1 U	1 U	1 U	1 U	1 U	1 U	1 U
Chloromethane	µg/L	NS	160	1 U	1 U	1 U	1 U	1 U	1 U	1 U	1 U	1 U
cis-1,2-dichloroethene	µg/L	70	61	1 U	1 U	1 U	1 U	1 U	1 U	1 U	1 U	1 U
cis-1,3-Dichloropropene	µg/L	NS	0.4	1 U	1 U	1 U	1 U	1 U	1 U	1 U	1 U	1 U
Dibromochloromethane	µg/L	NS	0.13	1 U	1 U	1 U	1 UJ	1 U	1 U	1 U	1 U	1 U
Ethylbenzene	µg/L	700	1300	1 U	1 U	1 U	1 U	1 U	1 U	1 U	1 U	1 U
m&p-xylenes	µg/L	NS	NS	2 U	2 U	2 U	2 U	2 U	2 U	2 U	2 U	2 U
Methylene chloride	µg/L	NS	1300	2 UJ	2 UJ	2 UJ	2 UJ	2 UJ	2 UJ	2 UJ	2 UJ	2 R
o-xylene	µg/L	NS	NS	1 U	1 U	1 U	1 U	1 U	1 U	1 U	1 U	1 U
Styrene	µg/L	100	1600	1 U	1 U	1 U	1 U	1 U	1 U	1 U	1 U	1 U
Tetrachloroethene	µg/L	5	0.1	1 U	1 U	1 U	1 U	1 U	1 U	1 U	1 U	1 U
Toluene	µg/L	1000	720	1 U	1 U	1 U	1 U	1 U	1 U	1 U	1 U	1 U
Total Xylenes	µg/L	10000	10000	2 U	2 U	2 U	2 U	2 U	2 U	2 U	2 U	2 U
trans-1,2-dichloroethene	µg/L	100	120	1 U	1 U	1 U	1 U	1 U	1 U	1 U	1 U	1 U
trans-1,3-Dichloropropene	µg/L	NS	0.4	1 U	1 U	1 U	1 U	1 U	1 U	1 U	1 U	1 U
Trichloroethene	µg/L	5	0.028	1 U	1 U	1 U	1 U	1 U	1 U	1 U	1 U	1 U
Vinyl chloride	µg/L	2	0.02	1 U	1 U	1 U	1 U	1 U	1 U	1 U	1 U	1 U

Notes:

NS = no standard

Bold = detected compound above the MDL

Table 3-5 FWGWMP January 2008 VOCs Analytical results

Station ID				LL4mw-194	LL4mw-195	LL4mw-200	LL12mw-088	LL12mw-107	LL12mw-113	LL12mw-128	LL12mw-154	LL12mw-184
Sample ID		MCL	Region 9 PRG	FWGLL4mw-194C-0584-GW	FWGLL4mw-195C-0585-GW	FWGLL4mw-200C-0586-GW	FWGLL12mw-088C-0587-GW	FWGLL12mw-107C-0588-GW	FWGLL12mw-113C-0589-GW	FWGLL12mw-128C-0590-GW	FWGLL12mw-154C-0591-GW	FWGLL12mw-184C-0592-GW
Date Collected				1/29/2008	1/29/2008	1/30/2008	1/31/2008	1/31/2008	1/30/2008	1/30/2008	1/30/2008	1/31/2008
Sample Type				Grab	Grab	Grab	Grab	Grab	Grab	Grab	Grab	Grab
Analyte	Units											
1,1,1-Trichloroethane	µg/L	NS	3200	1 U	1 U	1 U	1 U	1 U	1 U	1 U	1 U	1 U
1,1,2,2-Tetrachloroethane	µg/L	NS	0.43	1 U	1 U	1 U	1 U	1 U	1 U	1 U	1 U	1 U
1,1,2-Trichloroethane	µg/L	NS	0.2	1 U	1 U	1 U	1 U	1 U	1 U	1 U	1 U	1 U
1,1-Dichloroethane	µg/L	7	NS	1 U	1 U	1 U	1 U	1 U	1 U	1 U	1 U	1 U
1,1-Dichloroethene (total)	µg/L	NS	810	1 U	1 U	1 U	1 U	1 U	1 U	1 U	1 U	1 U
1,2-Dibromoethane	µg/L	NS	0.0053	1 U	1 U	1 U	1 U	1 U	1 U	1 U	1 U	1 U
1,2-Dichloroethane	µg/L	5	0.12	1 U	1 U	1 U	1 U	1 U	1 U	1 U	1 U	1 U
1,2-Dichloroethene (total)	µg/L	NS	NS	1 U	1 U	1 U	1 U	1 U	1 U	1 U	1 U	1 U
1,2-Dichloropropane	µg/L	5	0.16	1 U	1 U	1 U	1 U	1 U	1 U	1 U	1 U	1 U
2-Butanone	µg/L	NS	7000	10 UJ	10 UJ	10 U	6.6 J	10 UJ	10 U	10 U	10 UJ	10 UJ
2-Hexanone	µg/L	NS	NS	10 U	10 U	10 UJ	10 U	10 U	10 UJ	10 UJ	10 U	10 U
4-Methyl-2-pentanone	µg/L	NS	NS	10 U	10 U	10 UJ	**0.36 J**	10 U	10 UJ	10 UJ	10 U	10 U
Acetone	µg/L	NS	5500	10 U	10 U	10 R	58 UJ	10 UJ	10 R	10 R	10 UJ	10 UJ
Benzene	µg/L	5	0.35	1 U	1 U	1 U	1 U	1 U	1 U	1 U	1 U	1 U
Bromochloromethane	µg/L	NS	NS	1 U	1 U	1 U	1 U	1 U	1 U	1 U	1 U	1 U
Bromodichloromethane	µg/L	NS	0.13	1 U	1 U	1 U	1 U	1 U	1 U	1 U	1 U	1 U
Bromoform	µg/L	NS	8.5	1 UJ	1 UJ	1 U	1 UJ	1 UJ	1 U	1 U	1 UJ	1 UJ
Bromomethane	µg/L	NS	8.7	1 U	1 U	1 U	1 U	1 U	1 U	1 U	1 U	1 U
Carbon disulfide	µg/L	NS	1000	1 U	1 U	1 U	1 U	1 U	1 U	1 U	1 U	1 U
Carbon tetrachloride	µg/L	5	0.17	1 U	1 U	1 U	1 U	1 U	1 U	1 U	1 U	1 U
Chlorobenzene	µg/L	NS	110	1 U	1 U	1 U	1 U	1 U	1 U	1 U	1 U	1 U
Chloroethane	µg/L	NS	4.6	1 U	1 U	1 U	1 U	1 U	1 U	1 U	1 U	1 U
Chloroform	µg/L	NS	0.17	1 U	1 U	1 U	1 U	1 U	1 U	1 U	1 U	1 U
Chloromethane	µg/L	NS	160	1 U	1 U	1 R	1 U	1 U	1 R	1 R	1 U	1 U
cis-1,2-dichloroethene	µg/L	70	61	1 U	1 U	1 U	1 U	1 U	1 U	1 U	1 U	1 U
cis-1,3-Dichloropropene	µg/L	NS	0.4	1 U	1 U	1 U	1 U	1 U	1 U	1 U	1 U	1 U
Dibromochloromethane	µg/L	NS	0.13	1 U	1 U	1 U	1 UJ	1 UJ	1 U	1 U	1 UJ	1 UJ
Ethylbenzene	µg/L	700	1300	1 U	1 U	1 U	1 U	1 U	1 U	1 U	1 U	1 U
m&p-xylenes	µg/L	NS	NS	2 U	2 U	2 U	2 U	2 U	2 U	2 U	2 U	2 U
Methylene chloride	µg/L	NS	1300	2 UJ	2 UJ	2 U	2 UJ	2 UJ	2 U	2 U	2 UJ	2 UJ
o-xylene	µg/L	NS	NS	1 U	1 U	1 U	1 U	1 U	1 U	1 U	1 U	1 U
Styrene	µg/L	100	1600	1 U	1 U	1 U	1 U	1 U	1 U	1 U	1 U	1 U
Tetrachloroethene	µg/L	5	0.1	1 U	1 U	1 U	1 U	1 U	1 U	1 U	1 U	1 U
Toluene	µg/L	1000	720	1 U	1 U	1 U	1 U	1 U	1 U	1 U	1 U	1 U
Total Xylenes	µg/L	10000	10000	2 U	2 U	2 U	2 U	2 U	2 U	2 U	2 U	2 U
trans-1,2-dichloroethene	µg/L	100	120	1 U	1 U	1 U	1 U	1 U	1 U	1 U	1 U	1 U
trans-1,3-Dichloropropene	µg/L	NS	0.4	1 U	1 U	1 U	1 U	1 U	1 U	1 U	1 U	1 U
Trichloroethene	µg/L	5	0.028	1 U	1 U	1 U	1 U	1 U	1 U	1 U	1 U	1 U
Vinyl chloride	µg/L	2	0.02	1 U	1 U	1 U	1 U	1 U	1 U	1 U	1 U	1 U

Notes:

NS = no standard

Bold = detected compound above the MDL

Table 3-5 FWGWMP January 2008 VOCs Analytical results

Station ID				LL12mw-185	LL12mw-187	LL12mw-188	LL12mw-189	LL12mw-242	LL12mw-243	LL12mw-244	LL12mw-245	LL12mw-246
Sample ID		MCL	Region 9 PRG	FWGLL12mw-185C-0593-GW	FWGLL12mw-187C-0594-GW	FWGLL12mw-188C-0595-GW	FWGLL12mw-189C-0596-GW	FWGLL12mw-242C-0597-GW	FWGLL12mw-243C-0598-GW	FWGLL12mw-244C-0599-GW	FWGLL12mw-245C-0600-GW	FWGLL12mw-246C-0566-GW
Date Collected				1/30/2008	1/30/2008	1/29/2008	1/29/2008	1/30/2008	1/30/2008	1/30/2008	1/30/2008	1/30/2008
Sample Type				Grab	Grab	Grab	Grab	Grab	Grab	Grab	Grab	Grab
Analyte	Units											
1,1,1-Trichloroethane	µg/L	NS	3200	1 U	1 U	1 U	1 U	1 U	1 U	1 U	1 U	1 U
1,1,2,2-Tetrachloroethane	µg/L	NS	0.43	1 U	1 U	1 U	1 U	1 U	1 U	1 U	1 U	1 U
1,1,2-Trichloroethane	µg/L	NS	0.2	1 U	1 U	1 U	1 U	1 U	1 U	1 U	1 U	1 U
1,1-Dichloroethane	µg/L	7	NS	1 U	1 U	1 U	1 U	1 U	1 U	1 U	1 U	1 U
1,1-Dichloroethene (total)	µg/L	NS	810	1 U	1 U	1 U	1 U	1 U	1 U	1 U	1 U	1 U
1,2-Dibromoethane	µg/L	NS	0.0053	1 U	1 U	1 U	1 U	1 U	1 U	1 U	1 U	1 U
1,2-Dichloroethane	µg/L	5	0.12	1 U	1 U	1 U	1 U	1 U	1 U	1 U	1 U	1 U
1,2-Dichloroethene (total)	µg/L	NS	NS	1 U	1 U	1 U	1 U	1 U	1 U	1 U	1 U	1 U
1,2-Dichloropropane	µg/L	5	0.16	1 U	1 U	1 U	1 U	1 U	1 U	1 U	1 U	1 U
2-Butanone	µg/L	NS	7000	10 U	10 U	10 UJ	10 UJ	10 U	10 U	10 U	10 U	10 U
2-Hexanone	µg/L	NS	NS	10 UJ	10 UJ	10 U	10 U	10 UJ	10 UJ	10 UJ	10 UJ	10 UJ
4-Methyl-2-pentanone	µg/L	NS	NS	10 UJ	10 UJ	10 U	10 U	10 UJ	10 UJ	10 UJ	10 UJ	10 UJ
Acetone	µg/L	NS	5500	10 R	10 R	10 U	10 U	10 R	10 R	10 R	10 R	10 R
Benzene	µg/L	5	0.35	1 U	1 U	1 U	1 U	**0.55 J**	1 U	1 U	1 U	1 U
Bromochloromethane	µg/L	NS	NS	1 U	1 U	1 U	1 U	1 U	1 U	1 U	1 U	1 U
Bromodichloromethane	µg/L	NS	0.13	1 U	1 U	1 U	1 U	1 U	1 U	1 U	1 U	1 U
Bromoform	µg/L	NS	8.5	1 U	1 U	1 UJ	1 UJ	1 U	1 U	1 U	1 U	1 U
Bromomethane	µg/L	NS	8.7	1 U	1 U	1 U	1 U	1 U	1 U	1 U	1 U	1 U
Carbon disulfide	µg/L	NS	1000	1 U	1 U	1 U	1 U	1 U	1 U	1 U	1 U	1 U
Carbon tetrachloride	µg/L	5	0.17	1 U	1 U	1 U	1 U	1 U	1 U	1 U	1 U	1 U
Chlorobenzene	µg/L	NS	110	1 U	1 U	1 U	1 U	1 U	1 U	1 U	1 U	1 U
Chloroethane	µg/L	NS	4.6	1 U	1 U	1 U	1 U	1 U	1 U	1 U	1 U	1 U
Chloroform	µg/L	NS	0.17	1 U	1 U	1 U	1 U	1 U	1 U	1 U	1 U	1 U
Chloromethane	µg/L	NS	160	1 R	1 R	1 U	1 U	1 R	1 R	1 R	1 R	1 R
cis-1,2-dichloroethene	µg/L	70	61	1 U	1 U	1 U	1 U	1 U	1 U	1 U	1 U	1 U
cis-1,3-Dichloropropene	µg/L	NS	0.4	1 U	1 U	1 U	1 U	1 U	1 U	1 U	1 U	1 U
Dibromochloromethane	µg/L	NS	0.13	1 U	1 U	1 U	1 U	1 U	1 U	1 U	1 U	1 U
Ethylbenzene	µg/L	700	1300	1 U	1 U	1 U	1 U	1 U	1 U	1 U	1 U	1 U
m&p-xylenes	µg/L	NS	NS	2 U	2 U	2 U	2 U	**0.31 J**	2 U	2 U	2 U	2 U
Methylene chloride	µg/L	NS	1300	2 U	2 U	2 UJ	2 UJ	2 U	2 U	2 U	2 U	2 U
o-xylene	µg/L	NS	NS	1 U	1 U	1 U	1 U	**0.17 J**	1 U	1 U	1 U	1 U
Styrene	µg/L	100	1600	1 U	1 U	1 U	1 U	1 U	1 U	1 U	1 U	1 U
Tetrachloroethene	µg/L	5	0.1	1 U	1 U	1 U	1 U	1 U	1 U	1 U	1 U	1 U
Toluene	µg/L	1000	720	1 U	1 U	1 U	1 U	**0.71 JB**	1 U	1 U	1 U	1 U
Total Xylenes	µg/L	10000	10000	2 U	2 U	2 U	2 U	**0.48 J**	2 U	2 U	2 U	2 U
trans-1,2-dichloroethene	µg/L	100	120	1 U	1 U	1 U	1 U	1 U	1 U	1 U	1 U	1 U
trans-1,3-Dichloropropene	µg/L	NS	0.4	1 U	1 U	1 U	1 U	1 U	1 U	1 U	1 U	1 U
Trichloroethene	µg/L	5	0.028	1 U	1 U	1 U	1 U	1 U	1 U	1 U	1 U	1 U
Vinyl chloride	µg/L	2	0.02	1 U	1 U	1 U	1 U	1 U	1 U	1 U	1 U	1 U

Notes:

NS = no standard

Bold = detected compound above the MDL

Table 3-5 FWGWMP January 2008 VOCs Analytical Results

Data Qualifiers

Data qualifier flags are used in an effort to describe the quality of each piece of data for each constituent. These flags are letter codes appended to the numerical data. The following data qualifiers are specified in the USACE Louisville Chemistry Guidelines (LCG). For a complete explanation of qualifiers used for each constituent please refer to the Data Verification Summaries in Appendix B.

U- The analyte was analyzed for but not detected. The numerical value preceding the U is the associated reporting limit.

J- The identification of the analyte is acceptable, but the quality assurance criteria indicate that the quantitative values may be outside the normal expected range of precision (i.e., the quantitative value is estimated). Examples include:

- Results detected above the laboratory MDL but less than the laboratory reporting limit.
- MS/MSD percent recoveries outside the acceptance criteria.
- Laboratory control sample (LCS) percent recoveries outside acceptance criteria.

R- Data are considered to be rejected and shall not be used. This flag denotes the failure of quality control criteria such that it cannot be determined if the analyte is present or absent from the sample [e.g., the method reporting limit (MRL) verification standard was below quality control guidelines; associated sample results that were non-detect are unusable].

UJ- This flag is a combination of the U and J qualifiers which indicate that the analyte is not present. The reported value is considered to be an estimated reporting limit (RL).

B- The B flag is used for both organic and inorganic analyses when the analyte is found in the method blank or any of the field blanks. This designation overrides the Contract Laboratory Program (CLP) “B” designation when used by the laboratory as an estimated value for inorganics.

Table 3-6 FWGWMP January 2008 SVOCs Analytical Results

Station ID				LL1mw-063	LL1mw-065	LL1mw-079	LL2mw-060	LL2mw-261	LL2mw-264	LL2mw-265
Sample ID		MCL	Region 9 PRG	FWGLL1mw-063C-0565-GW	FWGLL1mw-065C-0567-GW	FWGLL1mw-079C-0568-GW	FWGLL2mw-060C-0569-GW	FWGLL2mw-261C-0570-GW	FWGLL2mw-264C-0571-GW	FWGLL2mw-265C-0574-GW
Date Collected				01/28-29/08	1/28/2008	1/28/2008	1/28/2008	1/28/2008	1/28/2008	1/28/2008
Sample Type				Grab	Grab	Grab	Grab	Grab	Grab	Grab
Analyte	Units									
1,2,4-Trichlorobenzene	µg/L	NS	7.2	1 U	1 U	1 U	1 U	1 U	1 U	1 U
1,2-Dichlorobenzene	µg/L	NS	370	1 U	1 U	1 U	1 U	1 U	1 U	1 U
1,3-Dichlorobenzene	µg/L	NS	180	1 U	1 U	1 U	1 U	1 U	1 U	1 U
1,4-Dichlorobenzene	µg/L	NS	0.5	1 U	1 U	1 U	1 U	1 U	1 U	1 U
2,2-oxybis (1-chloropropane)	µg/L	NS	NS	1 U	1 U	1 U	1 U	1 U	1 U	1 U
2,4,5-Trichlorophenol	µg/L	NS	3600	5 U	5 U	5 U	5 U	5 U	5 U	5 U
2,4,6-Trichlorophenol	µg/L	NS	3.6	5 U	5 U	5 U	5 U	5 U	5 U	5 U
2,4-Dichlorophenol	µg/L	NS	110	2 U	2 U	2 U	2 U	2 U	2 U	2 U
2,4-Dimethylphenol	µg/L	NS	730	2 U	2 U	2 U	2 U	2 U	2 U	2 U
2,4-Dinitrophenol	µg/L	NS	73	5 UJ	5 U	5 U	5 U	5 U	5 U	5 U
2,4-Dinitrotoluene	µg/L	NS	73	5 U	5 U	5 U	5 U	5 U	5 U	5 U
2,6-Dinitrotoluene	µg/L	NS	36	5 U	5 U	5 U	5 U	5 U	5 U	5 U
2-Chloronaphthalene	µg/L	NS	490	1 U	1 U	1 U	1 U	1 U	1 U	1 U
2-Chlorophenol	µg/L	NS	30	1 U	1 U	1 U	1 U	1 U	1 U	1 U
2-Methylnaphthalene	µg/L	NS	NS	0.2 U	0.2 U	0.2 U	0.2 U	0.2 U	0.2 U	0.2 U
2-Methylphenol	µg/L	NS	1800	1 U	1 U	1 U	1 U	1 U	1 U	1 U
2-Nitroaniline	µg/L	NS	110	2 U	2 U	2 U	2 U	2 U	2 U	2 U
2-Nitrophenol	µg/L	NS	NS	2 U	2 U	2 U	2 U	2 U	2 U	2 U
3,3'-Dichlorobenzidine	µg/L	NS	0.15	5 U	5 U	5 U	5 U	5 U	5 U	5 U
3-Nitroaniline	µg/L	NS	3.2	2 U	2 U	2 U	2 U	2 U	2 U	2 U
4,6-Dinitro-2-methylphenol	µg/L	NS	NS	5 U	5 U	5 U	5 U	5 U	5 U	5 U
4-Bromophenyl phenyl ether	µg/L	NS	NS	2 U	2 U	2 U	2 U	2 U	2 U	2 U
4-Chloro-3-methylphenol	µg/L	NS	NS	2 U	2 U	2 U	2 U	2 U	2 U	2 U
4-Chloroaniline	µg/L	NS	150	2 U	2 U	2 U	2 U	2 U	2 U	2 U
4-Chlorophenyl phenyl ether	µg/L	NS	NS	2 U	2 U	2 U	2 U	2 U	2 U	2 U
4-Methylphenol	µg/L	NS	NS	1 U	1 U	1 U	1 U	1 U	1 U	1 U
4-Nitroanaline	µg/L	NS	3.2	2 U	2 U	2 U	2 U	2 U	2 U	2 U
4-Nitrophenol	µg/L	NS	NS	5 U	5 U	5 U	5 U	5 U	5 U	5 U
Acenaphthene	µg/L	NS	NS	0.2 U	0.2 U	0.2 U	0.2 U	0.2 U	0.2 U	0.2 U
Acenaphthylene	µg/L	NS	NS	0.2 U	0.2 U	0.2 U	0.2 U	0.2 U	0.2 U	0.2 U
Anthracene	µg/L	NS	1800	0.2 U	0.2 U	0.2 U	0.2 U	0.2 U	0.2 U	0.2 U
Benzo(a)anthracene	µg/L	NS	0.092	0.2 U	0.2 U	0.2 U	0.2 U	0.2 U	0.2 U	0.2 U
Benzo(a)pyrene	µg/L	0.2	0.0092	0.2 U	0.2 U	0.2 U	0.2 U	0.2 U	0.2 U	0.2 U
Benzo(b)fluoranthene	µg/L	NS	0.092	0.2 U	0.2 U	0.2 U	0.2 U	0.2 U	0.2 U	0.2 U
Benzo(g,h,i)perylene	µg/L	NS	NS	0.2 U	0.2 U	0.2 U	0.2 U	0.2 U	0.2 U	0.2 U
Benzo(k)fluoranthene	µg/L	NS	0.92	0.2 U	0.2 U	0.2 U	0.2 U	0.2 U	0.2 U	0.2 U
Benzoic acid	µg/L	NS	150000	10 R	10 R	10 R	10 R	10 R	10 R	10 R
Benzyl alcohol	µg/L	NS	NS	5 U	5 U	5 U	5 U	5 U	5 U	5 U
bis(2-Chloroethoxy)methane	µg/L	NS	NS	1 U	1 U	1 U	1 U	1 U	1 U	1 U

Table 3-6 FWGWMP January 2008 SVOCs Analytical Results

Station ID				LL1mw-063	LL1mw-065	LL1mw-079	LL2mw-060	LL2mw-261	LL2mw-264	LL2mw-265
Sample ID		MCL	Region 9 PRG	FWGLL1mw-063C-0565-GW	FWGLL1mw-065C-0567-GW	FWGLL1mw-079C-0568-GW	FWGLL2mw-060C-0569-GW	FWGLL2mw-261C-0570-GW	FWGLL2mw-264C-0571-GW	FWGLL2mw-265C-0574-GW
Date Collected				01/28-29/08	1/28/2008	1/28/2008	1/28/2008	1/28/2008	1/28/2008	1/28/2008
Sample Type				Grab	Grab	Grab	Grab	Grab	Grab	Grab
Analyte	Units									
bis(2-Chloroethyl) ether	µg/L	NS	0.001	1 U	1 U	1 U	1 U	1 U	1 U	1 U
bis(2-Ethylhexyl) phthalate	µg/L	NS	4.8	**1.9 J**	**8.6 J**	10 U	10 U	10 U	10 U	10 U
Butyl benzyl phthalate	µg/L	NS	7300	1 U	1 U	1 U	1 U	1 U	1 U	1 U
Carbazole	µg/L	NS	3.4	1 U	1 U	1 U	1 U	1 U	1 U	1 U
Chrysene	µg/L	NS	9.2	0.2 U	0.2 U	0.2 U	0.2 U	0.2 U	0.2 U	0.2 U
Dibenzo(a,h)anthracene	µg/L	NS	0.0093	0.2 U	0.2 U	0.2 U	0.2 U	0.2 U	0.2 U	0.2 U
Dibenzofuran	µg/L	NS	12	1 U	1 U	1 U	1 U	1 U	1 U	1 U
Diethyl phthalate	µg/L	NS	NS	1 U	1 U	1 U	1 U	1 U	1 U	1 U
Dimethyl phthalate	µg/L	NS	360000	1 U	1 U	1 U	1 U	1 U	1 U	1 U
Di-n-butyl phthalate	µg/L	NS	NS	1 U	1 U	1 U	1 U	1 U	1 U	1 U
Di-n-octyl phthalate	µg/L	NS	1500	1 U	1 U	1 U	1 U	1 U	1 U	1 U
Fluoranthene	µg/L	NS	NS	0.2 U	0.2 U	0.2 U	0.2 U	0.2 U	0.2 U	0.2 U
Fluorene	µg/L	NS	NS	0.2 U	0.2 U	0.2 U	0.2 U	0.2 U	0.2 U	0.2 U
Hexachlorobenzene	µg/L	1	0.042	0.2 U	0.2 U	0.2 U	0.2 U	0.2 U	0.2 U	0.2 U
Hexachlorobutadiene	µg/L	NS	0.86	1 U	1 U	1 U	1 U	1 U	1 U	1 U
Hexachlorocyclopentadiene	µg/L	50	220	10 R	10 R	10 R	10 R	10 R	10 R	10 R
Hexachloroethane	µg/L	NS	4.8	1 U	1 U	1 U	1 U	1 U	1 U	1 U
Indeno(1,2,3-cd)pyrene	µg/L	NS	0.092	0.2 U	0.2 U	0.2 U	0.2 U	0.2 U	0.2 U	0.2 U
Isophorone	µg/L	NS	71	1 U	1 U	1 U	1 U	1 U	1 U	1 U
Naphthalene	µg/L	NS	6.2	0.2 U	0.2 U	0.2 U	0.2 U	0.2 U	0.2 U	0.2 U
Nitrobenzene	µg/L	NS	3.4	1 U	1 U	1 U	1 U	1 U	1 U	1 U
N-Nitroso-di-n-propylamine	µg/L	NS	9600	1 U	1 U	1 U	1 U	1 U	1 U	1 U
N-Nitrosodiphenylamine	µg/L	NS	14	1 U	1 U	1 U	1 U	1 U	1 U	1 U
Pentachlorophenol	µg/L	1	0.56	5 UJ	5 U	5 U	5 U	5 U	5 U	5 U
Phenanthrene	µg/L	NS	NS	0.2 U	0.2 U	0.2 U	0.2 U	0.2 U	0.2 U	0.2 U
Phenol	µg/L	NS	11000	1 U	1 U	1 U	1 U	1 U	1 U	1 U
Pyrene	µg/L	NS	NS	0.2 U	0.2 U	0.2 U	0.2 U	0.2 U	0.2 U	0.2 U

Notes:

NS = no standard

Bold = detected compound above the MDL

N/A = Not Analyzed

Table 3-6 FWGWMP January 2008 SVOCs Analytical Results

Station ID				LL2mw-268	LL2mw-270	LL3mw-232	LL3mw-233	LL3mw-234	LL3mw-235	LL3mw-237
Sample ID		MCL	Region 9 PRG	FWGLL2mw-268C-0573-GW	FWGLL2mw-270C-0572-GW	FWGLL3mw-232C-0575-GW	FWGLL3mw-233C-0576-GW	FWGLL3mw-234C-0577-GW	FWGLL3mw-235C-0578-GW	FWGCBPMW-006C-0523-GW
Date Collected				1/28/2008	1/28/2008	1/29/2008	1/29/2008	1/29/2008	1/31/2008	1/29/2008
Sample Type				Grab	Grab	Grab	Grab	Grab	Grab	Grab
Analyte	Units									
1,2,4-Trichlorobenzene	µg/L	NS	7.2	1 U	1 U	1 U	1 U	1 UJ	1 U	1 UJ
1,2-Dichlorobenzene	µg/L	NS	370	1 U	1 U	1 U	1 U	1 UJ	1 U	1 UJ
1,3-Dichlorobenzene	µg/L	NS	180	1 U	1 U	1 U	1 U	1 UJ	1 U	1 UJ
1,4-Dichlorobenzene	µg/L	NS	0.5	1 U	1 U	1 U	1 U	1 UJ	1 U	1 UJ
2,2-oxybis (1-chloropropane)	µg/L	NS	NS	1 U	1 U	1 U	1 U	1 UJ	1 U	1 UJ
2,4,5-Trichlorophenol	µg/L	NS	3600	5 U	5 U	5 U	5 U	5 UJ	5 U	5 UJ
2,4,6-Trichlorophenol	µg/L	NS	3.6	5 U	5 U	5 U	5 U	5 UJ	5 U	5 UJ
2,4-Dichlorophenol	µg/L	NS	110	2 U	2 U	2 U	2 U	2 UJ	2 U	2 UJ
2,4-Dimethylphenol	µg/L	NS	730	2 U	2 U	2 U	2 U	2 UJ	2 U	2 UJ
2,4-Dinitrophenol	µg/L	NS	73	5 U	5 U	5 UJ	5 UJ	5 UJ	5 U	5 UJ
2,4-Dinitrotoluene	µg/L	NS	73	5 U	5 U	5 U	5 U	5 UJ	5 U	5 UJ
2,6-Dinitrotoluene	µg/L	NS	36	5 U	5 U	5 U	5 U	5 UJ	5 U	5 UJ
2-Chloronaphthalene	µg/L	NS	490	1 U	1 U	1 U	1 U	1 UJ	1 U	1 UJ
2-Chlorophenol	µg/L	NS	30	1 U	1 U	1 U	1 U	1 UJ	1 U	1 UJ
2-Methylnaphthalene	µg/L	NS	NS	0.2 U	0.2 U	0.2 U	0.2 U	0.2 UJ	0.2 U	0.2 UJ
2-Methylphenol	µg/L	NS	1800	1 U	1 U	1 U	1 U	1 UJ	1 U	1 UJ
2-Nitroaniline	µg/L	NS	110	2 U	2 U	2 U	2 U	2 UJ	2 U	2 UJ
2-Nitrophenol	µg/L	NS	NS	2 U	2 U	2 U	2 U	2 UJ	2 U	2 UJ
3,3'-Dichlorobenzidine	µg/L	NS	0.15	5 U	5 U	5 U	5 U	5 UJ	5 UJ	5 UJ
3-Nitroaniline	µg/L	NS	3.2	2 U	2 U	2 U	2 U	2 UJ	2 U	2 UJ
4,6-Dinitro-2-methylphenol	µg/L	NS	NS	5 U	5 U	5 UJ	5 UJ	5 UJ	5 U	5 UJ
4-Bromophenyl phenyl ether	µg/L	NS	NS	2 U	2 U	2 U	2 U	2 UJ	2 U	2 UJ
4-Chloro-3-methylphenol	µg/L	NS	NS	2 U	2 U	2 U	2 U	2 UJ	2 U	2 UJ
4-Chloroaniline	µg/L	NS	150	2 U	2 U	2 U	2 U	2 UJ	2 U	2 UJ
4-Chlorophenyl phenyl ether	µg/L	NS	NS	2 U	2 U	2 U	2 U	2 UJ	2 U	2 UJ
4-Methylphenol	µg/L	NS	NS	1 U	1 U	1 U	1 U	1 UJ	1 U	1 UJ
4-Nitroanaline	µg/L	NS	3.2	2 U	2 U	2 U	2 U	2 UJ	2 U	2 UJ
4-Nitrophenol	µg/L	NS	NS	5 U	5 U	5 U	5 U	5 UJ	5 U	5 UJ
Acenaphthene	µg/L	NS	NS	0.2 U	0.2 U	0.2 U	0.2 U	0.2 UJ	0.2 U	0.2 UJ
Acenaphthylene	µg/L	NS	NS	0.2 U	0.2 U	0.2 U	0.2 U	0.2 UJ	0.2 U	0.2 UJ
Anthracene	µg/L	NS	1800	0.2 U	0.2 U	0.2 U	0.2 U	0.2 UJ	0.2 U	0.2 UJ
Benzo(a)anthracene	µg/L	NS	0.092	0.2 U	0.2 U	0.2 U	0.2 U	0.2 UJ	0.2 U	0.2 UJ
Benzo(a)pyrene	µg/L	0.2	0.0092	0.2 U	0.2 U	0.2 U	0.2 U	0.2 UJ	0.2 U	0.2 UJ
Benzo(b)fluoranthene	µg/L	NS	0.092	0.2 U	0.2 U	0.2 U	0.2 U	0.2 UJ	0.2 U	0.2 UJ
Benzo(g,h,i)perylene	µg/L	NS	NS	0.2 U	0.2 U	0.2 U	0.2 U	0.2 UJ	0.2 U	0.2 UJ
Benzo(k)fluoranthene	µg/L	NS	0.92	0.2 U	0.2 U	0.2 U	0.2 U	0.2 UJ	0.2 U	0.2 UJ
Benzoic acid	µg/L	NS	150000	10 R	10 R	10 R	10 R	10 R	10 R	10 R
Benzyl alcohol	µg/L	NS	NS	5 U	5 U	5 U	5 U	5 UJ	5 U	5 UJ
bis(2-Chloroethoxy)methane	µg/L	NS	NS	1 U	1 U	1 U	1 U	1 UJ	1 U	1 UJ

Table 3-6 FWGWMP January 2008 SVOCs Analytical Results

Station ID				LL2mw-268	LL2mw-270	LL3mw-232	LL3mw-233	LL3mw-234	LL3mw-235	LL3mw-237
Sample ID		MCL	Region 9 PRG	FWGLL2mw-268C-0573-GW	FWGLL2mw-270C-0572-GW	FWGLL3mw-232C-0575-GW	FWGLL3mw-233C-0576-GW	FWGLL3mw-234C-0577-GW	FWGLL3mw-235C-0578-GW	FWGCBPMW-006C-0523-GW
Date Collected				1/28/2008	1/28/2008	1/29/2008	1/29/2008	1/29/2008	1/31/2008	1/29/2008
Sample Type				Grab	Grab	Grab	Grab	Grab	Grab	Grab
Analyte	Units									
bis(2-Chloroethyl) ether	µg/L	NS	0.001	1 U	1 U	1 U	1 U	1 UJ	1 U	1 UJ
bis(2-Ethylhexyl) phthalate	µg/L	NS	4.8	10 U	14	**4.3 J**	**1.2 J**	10 UJ	10 U	10 UJ
Butyl benzyl phthalate	µg/L	NS	7300	1 U	1 U	1 U	1 U	1 UJ	1 U	1 UJ
Carbazole	µg/L	NS	3.4	1 U	1 U	1 U	1 U	1 UJ	1 U	1 UJ
Chrysene	µg/L	NS	9.2	0.2 U	0.2 U	0.2 U	0.2 U	0.2 UJ	0.2 U	0.2 UJ
Dibenzo(a,h)anthracene	µg/L	NS	0.0093	0.2 U	0.2 U	0.2 U	0.2 U	0.2 UJ	0.2 U	0.2 UJ
Dibenzofuran	µg/L	NS	12	1 U	1 U	1 U	1 U	1 UJ	1 U	1 UJ
Diethyl phthalate	µg/L	NS	NS	1 U	1 U	1 U	1 U	1 UJ	1 U	1 UJ
Dimethyl phthalate	µg/L	NS	360000	1 U	1 U	1 U	1 U	1 UJ	1 U	1 UJ
Di-n-butyl phthalate	µg/L	NS	NS	1 U	1 U	1 U	1 U	1 UJ	1 U	1 UJ
Di-n-octyl phthalate	µg/L	NS	1500	1 U	1 U	1 U	1 U	1 UJ	1 U	1 UJ
Fluoranthene	µg/L	NS	NS	0.2 U	0.2 U	0.2 U	0.2 U	0.2 UJ	0.2 U	0.2 UJ
Fluorene	µg/L	NS	NS	0.2 U	0.2 U	0.2 U	0.2 U	0.2 UJ	0.2 U	0.2 UJ
Hexachlorobenzene	µg/L	1	0.042	0.2 U	0.2 U	0.2 U	0.2 U	0.2 UJ	0.2 U	0.2 UJ
Hexachlorobutadiene	µg/L	NS	0.86	1 U	1 U	1 U	1 U	1 UJ	1 U	1 UJ
Hexachlorocyclopentadiene	µg/L	50	220	10 R	10 R	10 R	10 R	10 R	10 R	10 R
Hexachloroethane	µg/L	NS	4.8	1 U	1 U	1 U	1 U	1 UJ	1 U	1 UJ
Indeno(1,2,3-cd)pyrene	µg/L	NS	0.092	0.2 U	0.2 U	0.2 U	0.2 U	0.2 UJ	0.2 U	0.2 UJ
Isophorone	µg/L	NS	71	1 U	1 U	1 U	1 U	1 UJ	1 U	1 UJ
Naphthalene	µg/L	NS	6.2	0.2 U	0.2 U	0.2 U	0.2 U	0.2 UJ	0.2 U	0.2 UJ
Nitrobenzene	µg/L	NS	3.4	1 U	1 U	1 U	1 U	1 UJ	1 U	1 UJ
N-Nitroso-di-n-propylamine	µg/L	NS	9600	1 U	1 U	1 U	1 U	1 UJ	1 U	1 UJ
N-Nitrosodiphenylamine	µg/L	NS	14	1 U	1 U	1 U	1 U	1 UJ	1 U	1 UJ
Pentachlorophenol	µg/L	1	0.56	5 U	**1.3 J**	5 UJ	5 UJ	5 UJ	5 U	5 UJ
Phenanthrene	µg/L	NS	NS	0.2 U	0.2 U	0.2 U	0.2 U	0.2 UJ	0.2 U	0.2 UJ
Phenol	µg/L	NS	11000	1 U	1 U	1 U	1 U	1 UJ	1 U	1 UJ
Pyrene	µg/L	NS	NS	0.2 U	0.2 U	0.2 U	0.2 U	0.2 UJ	0.2 U	0.2 UJ

Notes:

NS = no standard

Bold = detected compound above the MDL

N/A = Not Analyzed

Table 3-6 FWGWMP January 2008 SVOCs Analytical Results

Station ID				LL3mw-240	LL3mw-241	LL3mw-243	LL4mw-193	LL4mw-194	LL4mw-195	LL4mw-200
Sample ID		MCL	Region 9 PRG	FWGLL3mw-240C-0580-GW	FWGLL3mw-241C-0581-GW	FWGLL3mw-243C-0582-GW	FWGLL4mw-193C-0583-GW	FWGLL4mw-194C-0584-GW	FWGLL4mw-195C-0585-GW	FWGLL4mw-200C-0586-GW
Date Collected				1/29/2008	1/29/2008	1/28/2008	1/29/2008	1/29/2008	1/29/2008	1/30/2008
Sample Type				Grab	Grab	Grab	Grab	Grab	Grab	Grab
Analyte	Units									
1,2,4-Trichlorobenzene	µg/L	NS	7.2	1 U	1 UJ	1 U	1 U	1 U	1 U	1 U
1,2-Dichlorobenzene	µg/L	NS	370	1 U	1 UJ	1 U	1 U	1 U	1 U	1 U
1,3-Dichlorobenzene	µg/L	NS	180	1 U	1 UJ	1 U	1 U	1 U	1 U	1 U
1,4-Dichlorobenzene	µg/L	NS	0.5	1 U	1 UJ	1 U	1 U	1 U	1 U	1 U
2,2-oxybis (1-chloropropane)	µg/L	NS	NS	1 U	1 UJ	1 U	1 U	1 U	1 U	1 U
2,4,5-Trichlorophenol	µg/L	NS	3600	5 U	5 UJ	5 U	5 U	5 U	5 U	5 U
2,4,6-Trichlorophenol	µg/L	NS	3.6	5 U	5 UJ	5 U	5 U	5 U	5 U	5 U
2,4-Dichlorophenol	µg/L	NS	110	2 U	2 UJ	2 U	2 U	2 U	2 U	2 U
2,4-Dimethylphenol	µg/L	NS	730	2 U	2 UJ	2 U	2 U	2 U	2 U	2 U
2,4-Dinitrophenol	µg/L	NS	73	5 UJ	5 UJ	5 U	5 UJ	5 UJ	5 UJ	5 U
2,4-Dinitrotoluene	µg/L	NS	73	5 U	5 UJ	5 U	5 U	5 U	5 U	5 U
2,6-Dinitrotoluene	µg/L	NS	36	5 U	5 UJ	5 U	5 U	5 U	5 U	5 U
2-Chloronaphthalene	µg/L	NS	490	1 U	1 UJ	1 U	1 U	1 U	1 U	1 U
2-Chlorophenol	µg/L	NS	30	1 U	1 UJ	1 U	1 U	1 U	1 U	1 U
2-Methylnaphthalene	µg/L	NS	NS	0.2 U	0.2 UJ	0.2 U	0.2 U	0.2 U	0.2 U	0.2 U
2-Methylphenol	µg/L	NS	1800	1 U	1 UJ	1 U	1 U	1 U	1 U	1 U
2-Nitroaniline	µg/L	NS	110	2 U	2 UJ	2 U	2 U	2 U	2 U	2 U
2-Nitrophenol	µg/L	NS	NS	2 U	2 UJ	2 U	2 U	2 U	2 U	2 U
3,3'-Dichlorobenzidine	µg/L	NS	0.15	5 U	5 UJ	5 U	5 U	5 U	5 U	5 U
3-Nitroaniline	µg/L	NS	3.2	2 U	2 UJ	2 U	2 U	2 U	2 U	2 U
4,6-Dinitro-2-methylphenol	µg/L	NS	NS	5 UJ	5 UJ	5 U	5 UJ	5 UJ	5 UJ	5 U
4-Bromophenyl phenyl ether	µg/L	NS	NS	2 U	2 UJ	2 U	2 U	2 U	2 U	2 U
4-Chloro-3-methylphenol	µg/L	NS	NS	2 U	2 UJ	2 U	2 U	2 U	2 U	2 U
4-Chloroaniline	µg/L	NS	150	2 U	2 UJ	2 U	2 U	2 U	2 U	2 U
4-Chlorophenyl phenyl ether	µg/L	NS	NS	2 U	2 UJ	2 U	2 U	2 U	2 U	2 U
4-Methylphenol	µg/L	NS	NS	1 U	1 UJ	1 U	1 U	1 U	1 U	1 U
4-Nitroanaline	µg/L	NS	3.2	2 U	2 UJ	2 U	2 U	2 U	2 U	2 U
4-Nitrophenol	µg/L	NS	NS	5 U	5 UJ	5 U	5 U	5 U	5 U	5 U
Acenaphthene	µg/L	NS	NS	0.2 U	0.2 UJ	0.2 U	0.2 U	0.2 U	0.2 U	0.2 U
Acenaphthylene	µg/L	NS	NS	0.2 U	0.2 UJ	0.2 U	0.2 U	0.2 U	0.2 U	0.2 U
Anthracene	µg/L	NS	1800	0.2 U	0.2 UJ	0.2 U	0.2 U	0.2 U	0.2 U	0.2 U
Benzo(a)anthracene	µg/L	NS	0.092	0.2 U	0.2 UJ	0.2 U	0.2 U	0.2 U	0.2 U	0.2 U
Benzo(a)pyrene	µg/L	0.2	0.0092	0.2 U	0.2 UJ	0.2 U	0.2 U	0.2 U	0.2 U	0.2 U
Benzo(b)fluoranthene	µg/L	NS	0.092	0.2 U	0.2 UJ	0.2 U	0.2 U	0.2 U	0.2 U	0.2 U
Benzo(g,h,i)perylene	µg/L	NS	NS	0.2 U	0.2 UJ	0.2 U	0.2 U	0.2 U	0.2 U	0.2 U
Benzo(k)fluoranthene	µg/L	NS	0.92	0.2 U	0.2 UJ	0.2 U	0.2 U	0.2 U	0.2 U	0.2 U
Benzoic acid	µg/L	NS	150000	10 R	10 R	10 R	10 R	10 R	10 R	10 R
Benzyl alcohol	µg/L	NS	NS	5 U	5 UJ	5 U	5 U	5 U	5 U	5 U
bis(2-Chloroethoxy)methane	µg/L	NS	NS	1 U	1 UJ	1 U	1 U	1 U	1 U	1 U

Table 3-6 FWGWMP January 2008 SVOCs Analytical Results

Station ID				LL3mw-240	LL3mw-241	LL3mw-243	LL4mw-193	LL4mw-194	LL4mw-195	LL4mw-200
Sample ID		MCL	Region 9 PRG	FWGLL3mw-240C-0580-GW	FWGLL3mw-241C-0581-GW	FWGLL3mw-243C-0582-GW	FWGLL4mw-193C-0583-GW	FWGLL4mw-194C-0584-GW	FWGLL4mw-195C-0585-GW	FWGLL4mw-200C-0586-GW
Date Collected				1/29/2008	1/29/2008	1/28/2008	1/29/2008	1/29/2008	1/29/2008	1/30/2008
Sample Type				Grab	Grab	Grab	Grab	Grab	Grab	Grab
Analyte	Units									
bis(2-Chloroethyl) ether	µg/L	NS	0.001	1 U	1 UJ	1 U	1 U	1 U	1 U	1 U
bis(2-Ethylhexyl) phthalate	µg/L	NS	4.8	**1.6 J**	10 UJ	10 U	10 U	10 U	10 U	10 U
Butyl benzyl phthalate	µg/L	NS	7300	1 U	1 UJ	1 U	1 U	1 U	1 U	1 U
Carbazole	µg/L	NS	3.4	1 U	1 UJ	1 U	1 U	1 U	1 U	1 U
Chrysene	µg/L	NS	9.2	0.2 U	0.2 UJ	0.2 U	0.2 U	0.2 U	0.2 U	0.2 U
Dibenzo(a,h)anthracene	µg/L	NS	0.0093	0.2 U	0.2 UJ	0.2 U	0.2 U	0.2 U	0.2 U	0.2 U
Dibenzofuran	µg/L	NS	12	1 U	1 UJ	1 U	1 U	1 U	1 U	1 U
Diethyl phthalate	µg/L	NS	NS	1 U	1 UJ	1 U	1 U	1 U	1 U	1 U
Dimethyl phthalate	µg/L	NS	360000	1 U	1 UJ	1 U	1 U	1 U	1 U	1 U
Di-n-butyl phthalate	µg/L	NS	NS	1 U	1 UJ	1 U	1 U	1 U	1 U	1 U
Di-n-octyl phthalate	µg/L	NS	1500	1 U	1 UJ	1 U	1 U	1 U	1 U	1 U
Fluoranthene	µg/L	NS	NS	0.2 U	0.2 UJ	0.2 U	0.2 U	0.2 U	0.2 U	0.2 U
Fluorene	µg/L	NS	NS	0.2 U	0.2 UJ	0.2 U	0.2 U	0.2 U	0.2 U	0.2 U
Hexachlorobenzene	µg/L	1	0.042	0.2 U	0.2 UJ	0.2 U	0.2 U	0.2 U	0.2 U	0.2 U
Hexachlorobutadiene	µg/L	NS	0.86	1 U	1 UJ	1 U	1 U	1 U	1 U	1 U
Hexachlorocyclopentadiene	µg/L	50	220	10 R	10 R	10 R	10 R	10 R	10 R	10 R
Hexachloroethane	µg/L	NS	4.8	1 U	1 UJ	1 U	1 U	1 U	1 U	1 U
Indeno(1,2,3-cd)pyrene	µg/L	NS	0.092	0.2 U	0.2 UJ	0.2 U	0.2 U	0.2 U	0.2 U	0.2 U
Isophorone	µg/L	NS	71	1 U	1 UJ	1 U	1 U	1 U	1 U	1 U
Naphthalene	µg/L	NS	6.2	0.2 U	0.2 UJ	0.2 U	0.2 U	0.2 U	0.2 U	0.2 U
Nitrobenzene	µg/L	NS	3.4	1 U	1 UJ	1 U	1 U	1 U	1 U	1 U
N-Nitroso-di-n-propylamine	µg/L	NS	9600	1 U	1 UJ	1 U	1 U	1 U	1 U	1 U
N-Nitrosodiphenylamine	µg/L	NS	14	1 U	1 UJ	1 U	1 U	1 U	1 U	1 U
Pentachlorophenol	µg/L	1	0.56	5 UJ	5 UJ	5 U	5 UJ	5 UJ	5 UJ	5 U
Phenanthrene	µg/L	NS	NS	0.2 U	0.2 UJ	0.2 U	0.2 U	0.2 U	0.2 U	0.2 U
Phenol	µg/L	NS	11000	1 U	1 UJ	1 U	1 U	1 U	1 U	1 U
Pyrene	µg/L	NS	NS	0.2 U	0.2 UJ	0.2 U	0.2 U	0.2 U	0.2 U	0.2 U

Notes:

NS = no standard

Bold = detected compound above the MDL

N/A = Not Analyzed

Table 3-6 FWGWMP January 2008 SVOCs Analytical Results

Station ID				LL12mw-088	LL12mw-107	LL12mw-113	LL12mw-128	LL12mw-154	LL12mw-184	LL12mw-185
Sample ID		MCL	Region 9 PRG	FWGLL12mw-088C-0587-GW	FWGLL12mw-107C-0588-GW	FWGLL12mw-113C-0589-GW	FWGLL12mw-128C-0590-GW	FWGLL12mw-154C-0591-GW	FWGLL12mw-184C-0592-GW	FWGLL12mw-185C-0593-GW
Date Collected				1/31/2008	1/31/2008	1/30/2008	1/30/2008	1/30/2008	1/31/2008	1/30/2008
Sample Type				Grab	Grab	Grab	Grab	Grab	Grab	Grab
Analyte	Units									
1,2,4-Trichlorobenzene	µg/L	NS	7.2	1 U	1 U	1 U	1 U	1 U	1 U	1 U
1,2-Dichlorobenzene	µg/L	NS	370	1 U	1 U	1 U	1 U	1 U	1 U	1 U
1,3-Dichlorobenzene	µg/L	NS	180	1 U	1 U	1 U	1 U	1 U	1 U	1 U
1,4-Dichlorobenzene	µg/L	NS	0.5	1 U	1 U	1 U	1 U	1 U	1 U	1 U
2,2-oxybis (1-chloropropane)	µg/L	NS	NS	1 U	1 U	1 U	1 U	1 U	1 U	1 U
2,4,5-Trichlorophenol	µg/L	NS	3600	5 U	5 U	5 U	5 U	5 U	5 U	5 U
2,4,6-Trichlorophenol	µg/L	NS	3.6	5 U	5 U	5 U	5 U	5 U	5 U	5 U
2,4-Dichlorophenol	µg/L	NS	110	2 U	2 U	2 U	2 U	2 U	2 U	2 U
2,4-Dimethylphenol	µg/L	NS	730	2 U	2 U	2 U	2 U	2 U	2 U	2 U
2,4-Dinitrophenol	µg/L	NS	73	5 U	5 U	5 UJ	5 U	5 U	5 U	5 U
2,4-Dinitrotoluene	µg/L	NS	73	5 U	5 U	5 U	5 U	5 U	5 U	5 U
2,6-Dinitrotoluene	µg/L	NS	36	5 U	5 U	5 U	5 U	5 U	5 U	5 U
2-Chloronaphthalene	µg/L	NS	490	1 U	1 U	1 U	1 U	1 U	1 U	1 U
2-Chlorophenol	µg/L	NS	30	1 U	1 U	1 U	1 U	1 U	1 U	1 U
2-Methylnaphthalene	µg/L	NS	NS	0.2 U	0.2 U	0.2 U	0.2 U	0.2 U	0.2 U	0.2 U
2-Methylphenol	µg/L	NS	1800	1 U	1 U	1 U	1 U	1 U	1 U	1 U
2-Nitroaniline	µg/L	NS	110	2 U	2 U	2 U	2 U	2 U	2 U	2 U
2-Nitrophenol	µg/L	NS	NS	2 U	2 U	2 U	2 U	2 U	2 U	2 U
3,3'-Dichlorobenzidine	µg/L	NS	0.15	5 UJ	5 UJ	5 U	5 U	5 UJ	5 UJ	5 U
3-Nitroaniline	µg/L	NS	3.2	2 U	2 U	2 U	2 U	2 U	2 U	2 U
4,6-Dinitro-2-methylphenol	µg/L	NS	NS	5 U	5 U	5 U	5 U	5 U	5 U	5 U
4-Bromophenyl phenyl ether	µg/L	NS	NS	2 U	2 U	2 U	2 U	2 U	2 U	2 U
4-Chloro-3-methylphenol	µg/L	NS	NS	2 U	2 U	2 U	2 U	2 U	2 U	2 U
4-Chloroaniline	µg/L	NS	150	2 U	2 U	2 U	2 U	2 U	2 U	2 U
4-Chlorophenyl phenyl ether	µg/L	NS	NS	2 U	2 U	2 U	2 U	2 U	2 U	2 U
4-Methylphenol	µg/L	NS	NS	1 U	1 U	1 U	1 U	1 U	1 U	1 U
4-Nitroanaline	µg/L	NS	3.2	2 U	2 U	2 U	2 U	2 U	2 U	2 U
4-Nitrophenol	µg/L	NS	NS	5 U	5 U	5 U	5 U	5 U	5 U	5 U
Acenaphthene	µg/L	NS	NS	0.2 U	0.2 U	0.2 U	0.2 U	0.2 U	0.2 U	0.2 U
Acenaphthylene	µg/L	NS	NS	0.2 U	0.2 U	0.2 U	0.2 U	0.2 U	0.2 U	0.2 U
Anthracene	µg/L	NS	1800	0.2 U	0.2 U	0.2 U	0.2 U	0.2 U	0.2 U	0.2 U
Benzo(a)anthracene	µg/L	NS	0.092	0.2 U	0.2 U	0.2 U	0.2 U	0.2 U	0.2 U	0.2 U
Benzo(a)pyrene	µg/L	0.2	0.0092	0.2 U	0.2 U	0.2 U	0.2 U	0.2 U	0.2 U	0.2 U
Benzo(b)fluoranthene	µg/L	NS	0.092	0.2 U	0.2 U	0.2 U	0.2 U	0.2 U	0.2 U	0.2 U
Benzo(g,h,i)perylene	µg/L	NS	NS	0.2 U	0.2 U	0.2 U	0.2 U	0.2 U	0.2 U	0.2 U
Benzo(k)fluoranthene	µg/L	NS	0.92	0.2 U	0.2 U	0.2 U	0.2 U	0.2 U	0.2 U	0.2 U
Benzoic acid	µg/L	NS	150000	10 R	10 R	10 R	10 R	10 R	10 R	10 R
Benzyl alcohol	µg/L	NS	NS	5 U	5 U	5 U	5 U	5 U	5 U	5 U
bis(2-Chloroethoxy)methane	µg/L	NS	NS	1 U	1 U	1 U	1 U	1 U	1 U	1 U

Table 3-6 FWGWMP January 2008 SVOCs Analytical Results

Station ID				LL12mw-088	LL12mw-107	LL12mw-113	LL12mw-128	LL12mw-154	LL12mw-184	LL12mw-185
Sample ID		MCL	Region 9 PRG	FWGLL12mw-088C-0587-GW	FWGLL12mw-107C-0588-GW	FWGLL12mw-113C-0589-GW	FWGLL12mw-128C-0590-GW	FWGLL12mw-154C-0591-GW	FWGLL12mw-184C-0592-GW	FWGLL12mw-185C-0593-GW
Date Collected				1/31/2008	1/31/2008	1/30/2008	1/30/2008	1/30/2008	1/31/2008	1/30/2008
Sample Type				Grab	Grab	Grab	Grab	Grab	Grab	Grab
Analyte	Units									
bis(2-Chloroethyl) ether	µg/L	NS	0.001	1 U	1 U	1 U	1 U	1 U	1 U	1 U
bis(2-Ethylhexyl) phthalate	µg/L	NS	4.8	10 U	**0.91 J**	10 U	10 U	**1.3 J**	10 U	10 U
Butyl benzyl phthalate	µg/L	NS	7300	1 U	1 U	1 U	1 U	1 U	1 U	1 U
Carbazole	µg/L	NS	3.4	1 U	1 U	1 U	1 U	1 U	1 U	1 U
Chrysene	µg/L	NS	9.2	0.2 U	0.2 U	0.2 U	0.2 U	0.2 U	0.2 U	0.2 U
Dibenzo(a,h)anthracene	µg/L	NS	0.0093	0.2 U	0.2 U	0.2 U	0.2 U	0.2 U	0.2 U	0.2 U
Dibenzofuran	µg/L	NS	12	1 U	1 U	1 U	1 U	1 U	1 U	1 U
Diethyl phthalate	µg/L	NS	NS	1 U	1 U	1 U	1 U	1 U	1 U	1 U
Dimethyl phthalate	µg/L	NS	360000	1 U	1 U	1 U	1 U	1 U	1 U	1 U
Di-n-butyl phthalate	µg/L	NS	NS	1 U	1 U	1 U	1 U	1 U	1 U	1 U
Di-n-octyl phthalate	µg/L	NS	1500	1 U	1 U	1 U	1 U	1 U	1 U	1 U
Fluoranthene	µg/L	NS	NS	0.2 U	0.2 U	0.2 U	0.2 U	0.2 U	0.2 U	0.2 U
Fluorene	µg/L	NS	NS	0.2 U	0.2 U	0.2 U	0.2 U	0.2 U	0.2 U	0.2 U
Hexachlorobenzene	µg/L	1	0.042	0.2 U	0.2 U	0.2 U	0.2 U	0.2 U	0.2 U	0.2 U
Hexachlorobutadiene	µg/L	NS	0.86	1 U	1 U	1 U	1 U	1 U	1 U	1 U
Hexachlorocyclopentadiene	µg/L	50	220	10 R	10 R	10 R	10 R	10 R	10 R	10 R
Hexachloroethane	µg/L	NS	4.8	1 U	1 U	1 U	1 U	1 U	1 U	1 U
Indeno(1,2,3-cd)pyrene	µg/L	NS	0.092	0.2 U	0.2 U	0.2 U	0.2 U	0.2 U	0.2 U	0.2 U
Isophorone	µg/L	NS	71	1 U	1 U	1 U	1 U	1 U	1 U	1 U
Naphthalene	µg/L	NS	6.2	0.2 U	0.2 U	0.2 U	0.2 U	0.2 U	0.2 U	0.2 U
Nitrobenzene	µg/L	NS	3.4	1 U	1 U	1 U	1 U	1 U	1 U	1 U
N-Nitroso-di-n-propylamine	µg/L	NS	9600	1 U	1 U	1 U	1 U	1 U	1 U	1 U
N-Nitrosodiphenylamine	µg/L	NS	14	1 U	1 U	1 U	1 U	1 U	1 U	1 U
Pentachlorophenol	µg/L	1	0.56	5 U	5 U	5 UJ	5 U	5 U	5 U	5 U
Phenanthrene	µg/L	NS	NS	0.2 U	0.2 U	0.2 U	0.2 U	0.2 U	0.2 U	0.2 U
Phenol	µg/L	NS	11000	1 U	1 U	1 U	1 U	1 U	1 U	1 U
Pyrene	µg/L	NS	NS	0.2 U	0.2 U	0.2 U	0.2 U	0.2 U	0.2 U	0.2 U

Notes:

NS = no standard

Bold = detected compound above the MDL

N/A = Not Analyzed

Table 3-6 FWGWMP January 2008 SVOCs Analytical Results

Station ID				LL12mw-187	LL12mw-188	LL12mw-189	LL12mw-242	LL12mw-243	LL12mw-244	LL12mw-245	LL12mw-246
Sample ID		MCL	Region 9 PRG	FWGLL12mw-187C-0594-GW	FWGLL12mw-188C-0595-GW	FWGLL3mw-189C-0596-GW	FWGLL12mw-242C-0597-GW	FWGLL12mw-243C-0598-GW	FWGLL12mw-244C-0599-GW	FWGLL12mw-245C-0600-GW	FWGLL12mw-246C-0566-GW
Date Collected				1/30/2008	1/29/2008	1/29/2008	1/30/2008	1/30/2008	1/30/2008	1/30/2008	1/30/2008
Sample Type				Grab	Grab	Grab	Grab	Grab	Grab	Grab	Grab
Analyte	Units										
1,2,4-Trichlorobenzene	µg/L	NS	7.2	1 U	1 UJ	1 U	1 U	1 U	1 U	1 U	1 U
1,2-Dichlorobenzene	µg/L	NS	370	1 U	1 UJ	1 U	1 U	1 U	1 U	1 U	1 U
1,3-Dichlorobenzene	µg/L	NS	180	1 U	1 UJ	1 U	1 U	1 U	1 U	1 U	1 U
1,4-Dichlorobenzene	µg/L	NS	0.5	1 U	1 UJ	1 U	1 U	1 U	1 U	1 U	1 U
2,2-oxybis (1-chloropropane)	µg/L	NS	NS	1 U	1 UJ	1 U	1 U	1 U	1 U	1 U	1 U
2,4,5-Trichlorophenol	µg/L	NS	3600	5 U	5 UJ	5 U	5 U	5 U	5 U	5 U	5 U
2,4,6-Trichlorophenol	µg/L	NS	3.6	5 U	5 UJ	5 U	5 U	5 U	5 U	5 U	5 U
2,4-Dichlorophenol	µg/L	NS	110	2 U	2 UJ	2 U	2 U	2 U	2 U	2 U	2 U
2,4-Dimethylphenol	µg/L	NS	730	2 U	2 UJ	2 U	2 U	2 U	2 U	2 U	2 U
2,4-Dinitrophenol	µg/L	NS	73	5 U	5 R	5 UJ	5 U	5 U	5 U	5 U	5 U
2,4-Dinitrotoluene	µg/L	NS	73	5 U	5 UJ	5 U	5 U	5 U	5 U	5 U	5 U
2,6-Dinitrotoluene	µg/L	NS	36	5 U	5 UJ	5 U	5 U	5 U	5 U	5 U	5 U
2-Chloronaphthalene	µg/L	NS	490	1 U	1 UJ	1 U	1 U	1 U	1 U	1 U	1 U
2-Chlorophenol	µg/L	NS	30	1 U	1 UJ	1 U	1 U	1 U	1 U	1 U	1 U
2-Methylnaphthalene	µg/L	NS	NS	0.2 U	0.2 UJ	0.2 U	0.2 U	0.2 U	0.2 U	0.2 U	0.2 U
2-Methylphenol	µg/L	NS	1800	1 U	1 UJ	1 U	1 U	1 U	1 U	1 U	1 U
2-Nitroaniline	µg/L	NS	110	2 U	2 UJ	2 U	2 U	2 U	2 U	2 U	2 U
2-Nitrophenol	µg/L	NS	NS	2 U	2 UJ	2 U	2 U	2 U	2 U	2 U	2 U
3,3'-Dichlorobenzidine	µg/L	NS	0.15	5 U	5 UJ	5 U	5 U	5 U	5 U	5 U	5 U
3-Nitroaniline	µg/L	NS	3.2	2 U	2 UJ	2 U	2 U	2 U	2 U	2 U	2 U
4,6-Dinitro-2-methylphenol	µg/L	NS	NS	5 U	5 UJ	5 UJ	5 U	5 U	5 U	5 U	5 U
4-Bromophenyl phenyl ether	µg/L	NS	NS	2 U	2 UJ	2 U	2 U	2 U	2 U	2 U	2 U
4-Chloro-3-methylphenol	µg/L	NS	NS	2 U	2 UJ	2 U	2 U	2 U	2 U	2 U	2 U
4-Chloroaniline	µg/L	NS	150	2 U	2 UJ	2 U	2 U	2 U	2 U	2 U	2 U
4-Chlorophenyl phenyl ether	µg/L	NS	NS	2 U	2 UJ	2 U	2 U	2 U	2 U	2 U	2 U
4-Methylphenol	µg/L	NS	NS	1 U	1 UJ	1 U	1 U	1 U	1 U	1 U	1 U
4-Nitroanaline	µg/L	NS	3.2	2 U	2 UJ	2 U	2 U	2 U	2 U	2 U	2 U
4-Nitrophenol	µg/L	NS	NS	5 U	5 R	5 R	5 U	5 U	5 U	5 U	5 U
Acenaphthene	µg/L	NS	NS	0.2 U	0.2 UJ	0.2 U	0.2 U	0.2 U	0.2 U	0.2 U	0.2 U
Acenaphthylene	µg/L	NS	NS	0.2 U	0.2 UJ	0.2 U	0.2 U	0.2 U	0.2 U	0.2 U	0.2 U
Anthracene	µg/L	NS	1800	0.2 U	0.2 UJ	0.2 U	0.2 U	0.2 U	0.2 U	0.2 U	0.2 U
Benzo(a)anthracene	µg/L	NS	0.092	0.2 U	0.2 UJ	0.2 U	0.2 U	0.2 U	0.2 U	0.2 U	0.2 U
Benzo(a)pyrene	µg/L	0.2	0.0092	0.2 U	0.2 UJ	0.2 U	0.2 U	0.2 U	0.2 U	0.2 U	0.2 U
Benzo(b)fluoranthene	µg/L	NS	0.092	0.2 U	0.2 UJ	0.2 U	0.2 U	0.2 U	0.2 U	0.2 U	0.2 U
Benzo(g,h,i)perylene	µg/L	NS	NS	0.2 U	0.2 UJ	0.2 U	0.2 U	0.2 U	0.2 U	0.2 U	0.2 U
Benzo(k)fluoranthene	µg/L	NS	0.92	0.2 U	0.2 UJ	0.2 U	0.2 U	0.2 U	0.2 U	0.2 U	0.2 U
Benzoic acid	µg/L	NS	150000	10 R	10 R	10 R	10 R	10 R	10 R	10 R	10 R
Benzyl alcohol	µg/L	NS	NS	5 U	5 UJ	5 U	5 U	5 U	5 U	5 U	5 U
bis(2-Chloroethoxy)methane	µg/L	NS	NS	1 U	1 UJ	1 U	1 U	1 U	1 U	1 U	1 U

Table 3-6 FWGWMP January 2008 SVOCs Analytical Results

Station ID				LL12mw-187	LL12mw-188	LL12mw-189	LL12mw-242	LL12mw-243	LL12mw-244	LL12mw-245	LL12mw-246
Sample ID		MCL	Region 9 PRG	FWGLL12mw-187C-0594-GW	FWGLL12mw-188C-0595-GW	FWGLL3mw-189C-0596-GW	FWGLL12mw-242C-0597-GW	FWGLL12mw-243C-0598-GW	FWGLL12mw-244C-0599-GW	FWGLL12mw-245C-0600-GW	FWGLL12mw-246C-0566-GW
Date Collected				1/30/2008	1/29/2008	1/29/2008	1/30/2008	1/30/2008	1/30/2008	1/30/2008	1/30/2008
Sample Type				Grab	Grab	Grab	Grab	Grab	Grab	Grab	Grab
Analyte	Units										
bis(2-Chloroethyl) ether	µg/L	NS	0.001	1 U	1 UJ	1 U	1 U	1 U	1 U	1 U	1 U
bis(2-Ethylhexyl) phthalate	µg/L	NS	4.8	10 U	10 UJ	**1.1 J**	10 U	10 U	10 U	**3.9 J**	10 U
Butyl benzyl phthalate	µg/L	NS	7300	1 U	1 UJ	1 U	1 U	1 U	1 U	1 U	1 U
Carbazole	µg/L	NS	3.4	1 U	1 UJ	1 U	1 U	1 U	1 U	1 U	1 U
Chrysene	µg/L	NS	9.2	0.2 U	0.2 UJ	0.2 U	0.2 U	0.2 U	0.2 U	0.2 U	0.2 U
Dibenzo(a,h)anthracene	µg/L	NS	0.0093	0.2 U	0.2 UJ	0.2 U	0.2 U	0.2 U	0.2 U	0.2 U	0.2 U
Dibenzofuran	µg/L	NS	12	1 U	1 UJ	1 U	1 U	1 U	1 U	1 U	1 U
Diethyl phthalate	µg/L	NS	NS	1 U	1 UJ	1 U	1 U	1 U	1 U	1 U	1 U
Dimethyl phthalate	µg/L	NS	360000	1 U	1 UJ	1 U	1 U	1 U	1 U	1 U	1 U
Di-n-butyl phthalate	µg/L	NS	NS	1 U	1 UJ	1 U	1 U	1 U	1 U	1 U	1 U
Di-n-octyl phthalate	µg/L	NS	1500	1 U	1 UJ	1 U	1 U	1 U	1 U	1 U	1 U
Fluoranthene	µg/L	NS	NS	0.2 U	0.2 UJ	0.2 U	0.2 U	0.2 U	0.2 U	0.2 U	0.2 U
Fluorene	µg/L	NS	NS	0.2 U	0.2 UJ	0.2 U	0.2 U	0.2 U	0.2 U	0.2 U	0.2 U
Hexachlorobenzene	µg/L	1	0.042	0.2 U	0.2 UJ	0.2 U	0.2 U	0.2 U	0.2 U	0.2 U	0.2 U
Hexachlorobutadiene	µg/L	NS	0.86	1 U	1 UJ	1 U	1 U	1 U	1 U	1 U	1 U
Hexachlorocyclopentadiene	µg/L	50	220	10 R	10 R	10 R	10 R	10 R	10 R	10 R	10 R
Hexachloroethane	µg/L	NS	4.8	1 U	1 UJ	1 U	1 U	1 U	1 U	1 U	1 U
Indeno(1,2,3-cd)pyrene	µg/L	NS	0.092	0.2 U	0.2 UJ	0.2 U	0.2 U	0.2 U	0.2 U	0.2 U	0.2 U
Isophorone	µg/L	NS	71	1 U	1 UJ	1 U	1 U	1 U	1 U	1 U	1 U
Naphthalene	µg/L	NS	6.2	0.2 U	0.2 UJ	0.2 U	0.2 U	0.2 U	0.2 U	0.2 U	0.2 U
Nitrobenzene	µg/L	NS	3.4	1 U	1 UJ	1 U	1 U	1 U	1 U	1 U	1 U
N-Nitroso-di-n-propylamine	µg/L	NS	9600	1 U	1 UJ	1 U	1 U	1 U	1 U	1 U	1 U
N-Nitrosodiphenylamine	µg/L	NS	14	1 U	1 UJ	1 U	1 U	1 U	1 U	1 U	1 U
Pentachlorophenol	µg/L	1	0.56	5 U	5 UJ	5 UJ	5 U	5 U	5 U	5 U	5 U
Phenanthrene	µg/L	NS	NS	0.2 U	0.2 UJ	0.2 U	0.2 U	0.2 U	0.2 U	0.2 U	0.2 U
Phenol	µg/L	NS	11000	1 U	1 UJ	1 U	1 U	1 U	1 U	1 U	1 U
Pyrene	µg/L	NS	NS	0.2 U	0.2 UJ	0.2 U	0.2 U	0.2 U	0.2 U	0.2 U	0.2 U

Notes:

NS = no standard

Bold = detected compound above the MDL

N/A = Not Analyzed

Table 3-6 FWGWMP January 2008 SVOCs Analytical Results

Data Qualifiers

Data qualifier flags are used in an effort to describe the quality of each piece of data for each constituent. These flags are letter codes appended to the numerical data. The following data qualifiers are specified in the USACE Louisville Chemistry Guidelines (LCG). For a complete explanation of qualifiers used for each constituent please refer to the Data Verification Summaries in Appendix B.

U- The analyte was analyzed for but not detected. The numerical value preceding the U is the associated reporting limit.

J- The identification of the analyte is acceptable, but the quality assurance criteria indicate that the quantitative values may be outside the normal expected range of precision (i.e., the quantitative value is estimated). Examples include:

- Results detected above the laboratory MDL but less than the laboratory reporting limit.
- MS/MSD percent recoveries outside the acceptance criteria.
- Laboratory control sample (LCS) percent recoveries outside acceptance criteria.

R- Data are considered to be rejected and shall not be used. This flag denotes the failure of quality control criteria such that it cannot be determined if the analyte is present or absent from the sample [e.g., the method reporting limit (MRL) verification standard was below quality control guidelines; associated sample results that were non-detect are unusable].

UJ- This flag is a combination of the U and J qualifiers which indicate that the analyte is not present. The reported value is considered to be an estimated reporting limit (RL).

B- The B flag is used for both organic and inorganic analyses when the analyte is found in the method blank or any of the field blanks. This designation overrides the Contract Laboratory Program (CLP) “B” designation when used by the laboratory as an estimated value for inorganics.

Table 3-7 FWGWMP January 2008 Pesticides and PCBs Analytical Results

Station ID				LL1mw-063	LL1mw-065	LL1mw-079	LL2mw-060	LL2mw-261	LL2mw-264	LL2mw-265	LL2mw-268	LL2mw-270
Sample ID		MCL	Region 9 PRG	FWGLL1mw-063C-0565-GW	FWGLL1mw-065C-0567-GW	FWGLL1mw-079C-0568-GW	FWGLL2mw-060C-0569-GW	FWGLL2mw-261C-0570-GW	FWGLL2mw-264C-0571-GW	FWGLL2mw-265C-0574-GW	FWGLL2mw-268C-0573-GW	FWGBKGMW-017C-0518-GW
Date Collected				01/28-29/08	1/28/2008	1/28/2008	1/28/2008	1/28/2008	1/28/2008	1/28/2008	1/28/2008	1/28/2008
Sample Type				Grab	Grab	Grab	Grab	Grab	Grab	Grab	Grab	Grab
Analyte	Units											
4,4'-DDD	µg/L	NS	0.28	0.06 UJ	0.03 UJ	0.03 U	0.03 U	0.03 U	0.03 U	0.03 U	0.03 U	0.03 U
4,4'-DDE	µg/L	NS	0.2	0.06 UJ	0.03 UJ	0.03 U	0.03 U	0.03 U	0.03 U	0.03 U	0.03 U	0.03 U
4,4'-DDT	µg/L	NS	0.2	0.06 UJ	0.03 UJ	0.03 U	0.03 U	0.03 U	0.03 U	0.03 U	0.03 U	0.03 U
Aldrin	µg/L	NS	0.003	0.06 UJ	0.03 UJ	0.03 U	0.03 U	0.03 U	0.03 U	0.03 U	0.03 U	0.03 U
alpha-BHC	µg/L	NS	0.011	0.06 UJ	0.03 UJ	0.03 U	0.03 U	0.03 U	0.03 U	0.03 U	0.03 U	0.03 U
alpha-Chordane	µg/L	NS	NS	0.06 UJ	0.03 UJ	0.03 U	0.03 U	0.03 U	0.03 U	0.03 U	0.03 U	0.03 U
beta-BHC	µg/L	NS	0.032	**0.013 J**	0.03 UJ	**0.018 J**	0.03 U	0.03 U	0.03 U	0.03 U	0.03 U	0.03 U
delta-BHC	µg/L	NS	NS	0.06 UJ	0.03 UJ	0.03 U	0.03 U	0.03 U	0.03 U	0.03 U	0.03 U	0.03 U
Dieldrin	µg/L	NS	0.0023	0.06 UJ	0.03 UJ	0.03 U	0.03 U	0.03 U	0.03 U	0.03 U	0.03 U	0.03 U
Endosulfan I	µg/L	NS	0.022	0.06 UJ	0.025 UJ	0.025 U	0.025 U	0.025 U	0.025 U	0.025 U	0.025 U	0.025 U
Endosulfan II	µg/L	NS	0.022	0.06 UJ	0.025 UJ	0.025 U	0.025 U	0.025 U	0.025 U	0.025 U	0.025 U	0.025 U
Endosulfan sulfate	µg/L	NS	NS	0.06 UJ	0.03 UJ	0.03 U	0.03 U	0.03 U	0.03 U	0.03 U	0.03 U	0.03 U
Endrin	µg/L	2	11	0.06 UJ	0.03 UJ	0.03 U	0.03 U	0.03 U	0.03 U	0.03 U	0.03 U	0.03 U
Endrin aldehyde	µg/L	NS	11	0.06 UJ	0.03 UJ	0.03 U	0.03 U	0.03 U	0.03 U	0.03 U	0.03 U	0.03 U
Endrin ketone	µg/L	NS	NS	0.06 UJ	0.03 UJ	0.03 U	0.03 U	0.03 U	0.03 U	0.03 U	0.03 U	0.03 U
Gamma-BHC	µg/L	0.2	0.052	0.06 UJ	0.03 UJ	0.03 U	0.03 U	0.03 U	0.03 U	0.03 U	0.03 U	0.03 U
gamma-Chlordane	µg/L	NS	NS	0.06 UJ	0.03 UJ	0.03 U	0.03 U	0.03 U	0.03 U	0.03 U	0.03 U	0.03 U
Heptachlor	µg/L	0.4	0.015	0.06 R	0.03 UJ	0.03 U	0.03 U	0.03 U	0.03 U	0.03 U	0.03 U	0.03 U
Heptachlor epoxide	µg/L	0.2	0.0074	0.06 UJ	0.03 UJ	0.06 U	0.03 U	0.03 U	0.03 U	0.03 U	0.03 U	0.03 U
Methoxychlor	µg/L	40	180	0.1 UJ	0.1 UJ	0.1 U	0.1 U	0.1 U	0.1 U	0.1 U	0.1 U	0.1 U
Toxaphene	µg/L	3	0.061	2.3 UJ	2 UJ	2 U	2 U	2 U	2 U	2 U	2 U	2 U
PCB- 1016	µg/L	0.5	0.034	0.5 UJ	0.5 UJ	0.5 U	0.5 UJ	0.5 U	0.5 U	0.5 U	0.5 UJ	0.5 UJ
PCB- 1221	µg/L	0.5	0.034	0.5 UJ	0.5 UJ	0.5 U	0.5 UJ	0.5 U	0.5 U	0.5 U	0.5 UJ	0.5 UJ
PCB- 1232	µg/L	0.5	0.034	0.5 UJ	0.5 UJ	0.5 U	0.5 UJ	0.5 U	0.5 U	0.5 U	0.5 UJ	0.5 UJ
PCB- 1242	µg/L	0.5	0.034	0.5 UJ	0.5 UJ	0.5 U	0.5 UJ	0.5 U	0.5 U	0.5 U	0.5 UJ	0.5 UJ
PCB- 1248	µg/L	0.5	0.034	0.5 UJ	0.5 UJ	0.5 U	0.5 UJ	0.5 U	0.5 U	0.5 U	0.5 UJ	0.5 UJ
PCB- 1254	µg/L	0.5	0.034	0.5 UJ	0.5 UJ	0.5 U	0.5 UJ	0.5 U	0.5 U	0.5 U	0.5 UJ	0.5 UJ
PCB- 1260	µg/L	0.5	0.034	0.5 UJ	0.5 UJ	0.5 U	0.5 UJ	0.5 U	0.5 U	0.5 U	0.5 UJ	0.5 UJ

Notes:

NS = no standard

Bold = detected compound above the MDL

N/A = Not Analyzed

Table 3-7 FWGWMP January 2008 Pesticides and PCBs Analytical Results

Station ID				LL3mw-232	LL3mw-233	LL3mw-234	LL3mw-235	LL3mw-237	LL3mw-240	LL3mw-241	LL3mw-243	LL4mw-193
Sample ID		MCL	Region 9 PRG	FWGLL3mw-232C-0575-GW	FWGLL3mw-233C-0576-GW	FWGLL3mw-234C-0577-GW	FWGLL3mw-235C-0578-GW	FWGLL3mw-237C-0579-GW	FWGLL3mw-240C-0580-GW	FWGLL3mw-241C-0581-GW	FWGLL3mw-243C-0582-GW	FWGLL4mw-193C-0583-GW
Date Collected				1/29/2008	1/29/2008	1/29/2008	1/31/2008	1/29/2008	1/29/2008	1/29/2008	1/28/2008	1/29/2008
Sample Type				Grab	Grab	Grab	Grab	Grab	Grab	Grab	Grab	Grab
Analyte	Units											
4,4'-DDD	µg/L	NS	0.28	0.03 U	0.03 UJ	0.03 U	0.03 U	0.03 U	0.03 UJ	0.03 UJ	0.03 UJ	0.03 UJ
4,4'-DDE	µg/L	NS	0.2	0.03 U	0.03 UJ	0.03 U	0.03 U	0.03 U	0.03 UJ	0.03 UJ	0.03 UJ	0.03 UJ
4,4'-DDT	µg/L	NS	0.2	0.03 U	0.03 UJ	0.03 U	0.03 U	0.03 U	0.03 UJ	0.03 UJ	0.03 UJ	0.03 UJ
Aldrin	µg/L	NS	0.003	0.03 U	0.03 UJ	0.03 U	0.03 U	0.03 U	0.03 UJ	0.03 UJ	0.03 UJ	0.03 UJ
alpha-BHC	µg/L	NS	0.011	0.03 U	0.03 UJ	0.03 U	0.03 U	0.03 U	0.03 UJ	0.03 UJ	0.03 UJ	0.03 UJ
alpha-Chordane	µg/L	NS	NS	0.03 U	0.03 UJ	0.03 U	0.03 U	0.03 U	0.03 UJ	0.03 UJ	0.03 UJ	0.03 UJ
beta-BHC	µg/L	NS	0.032	0.03 U	0.03 UJ	0.03 U	0.03 U	**0.061**	0.03 UJ	0.03 UJ	0.03 UJ	0.03 UJ
delta-BHC	µg/L	NS	NS	0.03 U	0.03 UJ	0.03 U	0.03 U	0.03 U	0.03 UJ	0.03 UJ	0.03 UJ	0.03 UJ
Dieldrin	µg/L	NS	0.0023	0.03 U	0.03 UJ	0.03 U	0.03 U	0.03 U	0.03 UJ	0.03 UJ	0.03 UJ	0.03 UJ
Endosulfan I	µg/L	NS	0.022	0.025 U	0.025 UJ	0.025 U	0.025 U	0.025 U	0.025 UJ	0.025 UJ	0.025 UJ	0.025 UJ
Endosulfan II	µg/L	NS	0.022	0.025 U	0.025 UJ	0.025 U	0.025 U	0.025 U	0.025 UJ	0.025 UJ	0.025 UJ	0.025 UJ
Endosulfan sulfate	µg/L	NS	NS	0.03 U	0.03 UJ	0.03 U	0.03 U	0.03 U	0.03 UJ	0.03 UJ	0.03 UJ	0.03 UJ
Endrin	µg/L	2	11	0.03 U	0.03 UJ	0.03 U	0.03 U	0.03 U	0.03 UJ	0.03 UJ	0.03 UJ	0.03 UJ
Endrin aldehyde	µg/L	NS	11	0.03 U	0.03 UJ	0.03 U	0.03 U	0.03 U	0.03 UJ	0.03 UJ	0.03 UJ	0.03 UJ
Endrin ketone	µg/L	NS	NS	0.03 U	0.03 UJ	0.03 U	0.03 U	0.03 U	0.03 UJ	0.03 UJ	0.03 UJ	0.03 UJ
Gamma-BHC	µg/L	0.2	0.052	0.03 U	0.03 UJ	0.03 U	0.03 U	0.03 U	0.03 UJ	0.03 UJ	0.03 UJ	0.03 UJ
gamma-Chlordane	µg/L	NS	NS	0.03 U	0.03 UJ	0.03 U	0.03 U	0.03 U	0.03 UJ	0.03 UJ	0.03 UJ	0.03 UJ
Heptachlor	µg/L	0.4	0.015	0.03 U	0.03 UJ	0.03 U	0.03 U	0.03 U	0.03 UJ	0.03 UJ	0.03 UJ	0.03 UJ
Heptachlor epoxide	µg/L	0.2	0.0074	0.03 U	0.03 UJ	0.06 U	0.03 U	0.3 U	0.03 UJ	0.15 U	0.03 UJ	0.03 UJ
Methoxychlor	µg/L	40	180	0.1 U	0.1 UJ	0.1 U	0.1 U	0.1 U	0.1 UJ	0.1 UJ	0.1 UJ	0.1 UJ
Toxaphene	µg/L	3	0.061	2 U	2 UJ	2 U	2 U	2 U	2 UJ	2 UJ	2 UJ	2 UJ
PCB- 1016	µg/L	0.5	0.034	0.5 U	0.5 UJ	0.5 U	0.5 U	0.5 U	0.5 UJ	0.5 U	0.5 U	0.5 U
PCB- 1221	µg/L	0.5	0.034	0.5 U	0.5 UJ	0.5 U	0.5 U	0.5 U	0.5 UJ	0.5 U	0.5 U	0.5 U
PCB- 1232	µg/L	0.5	0.034	0.5 U	0.5 UJ	0.5 U	0.5 U	0.5 U	0.5 UJ	0.5 U	0.5 U	0.5 U
PCB- 1242	µg/L	0.5	0.034	0.5 U	0.5 UJ	0.5 U	0.5 U	0.5 U	0.5 UJ	0.5 U	0.5 U	0.5 U
PCB- 1248	µg/L	0.5	0.034	0.5 U	0.5 UJ	0.5 U	0.5 U	0.5 U	0.5 UJ	0.5 U	0.5 U	0.5 U
PCB- 1254	µg/L	0.5	0.034	0.5 U	0.5 UJ	0.5 U	0.5 U	0.5 U	0.5 UJ	0.5 U	0.5 U	0.5 U
PCB- 1260	µg/L	0.5	0.034	0.5 U	0.5 UJ	0.5 U	0.5 U	0.5 U	0.5 UJ	0.5 U	0.5 U	0.5 U

Notes:

NS = no standard

Bold = detected compound above the MDL

N/A = Not Analyzed

Table 3-7 FWGWMP January 2008 Pesticides and PCBs Analytical Results

Station ID				LL4mw-194	LL4mw-195	LL4mw-200	LL12mw-088	LL12mw-107	LL12mw-113	LL12mw-128	LL12mw-154	LL12mw-184
Sample ID		MCL	Region 9 PRG	FWGLL4mw-194C-0584-GW	FWGLL4mw-195C-0585-GW	FWGLL4mw-200C-0586-GW	FWGLL12mw-088C-0587-GW	FWGLL12mw-107C-0588-GW	FWGLL12mw-113C-0589-GW	FWGLL12mw-128C-0590-GW	FWGLL12mw-154C-0591-GW	FWGLL12mw-184C-0592-GW
Date Collected				1/29/2008	1/29/2008	1/30/2008	1/31/2008	1/31/2008	1/30/2008	1/30/2008	1/30/2008	1/31/2008
Sample Type				Grab	Grab	Grab	Grab	Grab	Grab	Grab	Grab	Grab
Analyte	Units											
4,4'-DDD	µg/L	NS	0.28	0.03 UJ	0.03 UJ	0.03 U	0.03 U	0.03 U	0.03 UJ	0.03 UJ	0.03 UJ	0.03 U
4,4'-DDE	µg/L	NS	0.2	0.03 UJ	0.03 UJ	0.03 U	0.03 U	0.03 U	0.03 UJ	0.03 UJ	0.03 UJ	0.03 U
4,4'-DDT	µg/L	NS	0.2	0.03 UJ	0.03 UJ	0.03 U	0.03 U	0.03 U	0.03 UJ	0.03 UJ	0.03 UJ	0.03 U
Aldrin	µg/L	NS	0.003	0.03 UJ	0.03 UJ	0.03 U	0.03 U	0.03 U	0.03 UJ	0.03 UJ	0.03 UJ	0.03 U
alpha-BHC	µg/L	NS	0.011	0.03 UJ	0.03 UJ	0.03 U	0.03 U	0.03 U	0.03 UJ	0.03 UJ	0.03 UJ	0.03 U
alpha-Chordane	µg/L	NS	NS	0.03 UJ	0.03 UJ	0.03 U	0.03 U	0.03 U	0.03 UJ	0.03 UJ	0.03 UJ	0.03 U
beta-BHC	µg/L	NS	0.032	0.03 UJ	0.03 UJ	0.03 U	0.03 U	0.03 U	0.03 UJ	0.03 UJ	0.026 J	0.03 U
delta-BHC	µg/L	NS	NS	0.03 UJ	0.03 UJ	0.03 U	0.03 U	0.03 U	0.03 UJ	0.03 UJ	0.03 UJ	0.03 U
Dieldrin	µg/L	NS	0.0023	0.03 UJ	0.03 UJ	0.03 U	0.03 U	0.03 U	0.03 UJ	0.03 UJ	0.03 UJ	0.03 U
Endosulfan I	µg/L	NS	0.022	0.025 UJ	0.025 UJ	0.025 U	0.025 U	0.025 U	0.025 UJ	0.025 UJ	0.025 UJ	0.025 U
Endosulfan II	µg/L	NS	0.022	0.025 UJ	0.025 UJ	0.025 U	0.025 U	0.025 U	0.025 UJ	0.025 UJ	0.025 UJ	0.025 U
Endosulfan sulfate	µg/L	NS	NS	0.03 UJ	0.03 UJ	0.03 U	0.03 U	0.03 U	0.03 UJ	0.03 UJ	0.03 UJ	0.03 U
Endrin	µg/L	2	11	0.03 UJ	0.03 UJ	0.03 U	0.03 U	0.03 U	0.03 UJ	0.03 UJ	0.03 UJ	0.03 U
Endrin aldehyde	µg/L	NS	11	0.03 UJ	0.03 UJ	0.03 U	0.03 U	0.03 U	0.03 UJ	0.03 UJ	0.03 UJ	0.03 U
Endrin ketone	µg/L	NS	NS	0.03 UJ	0.03 UJ	0.03 U	0.03 U	0.03 U	0.03 UJ	0.03 UJ	0.03 UJ	0.03 U
Gamma-BHC	µg/L	0.2	0.052	0.03 UJ	0.03 UJ	0.03 U	0.03 U	0.03 U	0.03 UJ	0.03 UJ	0.03 UJ	0.03 U
gamma-Chlordane	µg/L	NS	NS	0.03 UJ	0.03 UJ	0.03 U	0.03 U	0.03 U	0.03 UJ	0.03 UJ	0.03 UJ	0.03 U
Heptachlor	µg/L	0.4	0.015	0.03 UJ	0.03 UJ	0.03 R	0.03 U	0.03 U	0.03 R	0.03 R	0.03 UJ	0.03 U
Heptachlor epoxide	µg/L	0.2	0.0074	0.03 UJ	0.03 UJ	0.03 U	0.03 U	0.03 U	0.03 UJ	0.03 UJ	0.03 UJ	0.03 U
Methoxychlor	µg/L	40	180	0.1 UJ	0.1 UJ	0.1 U	0.1 U	0.1 U	0.1 UJ	0.1 UJ	0.1 UJ	0.1 U
Toxaphene	µg/L	3	0.061	2 UJ	2 UJ	2 U	2 U	2 U	2 UJ	2 UJ	2 UJ	2 U
PCB- 1016	µg/L	0.5	0.034	0.5 UJ	0.5 UJ	0.5 U	0.5 U	0.5 U	0.5 UJ	0.5 UJ	0.5 UJ	0.5 U
PCB- 1221	µg/L	0.5	0.034	0.5 UJ	0.5 UJ	0.5 U	0.5 U	0.5 U	0.5 UJ	0.5 UJ	0.5 UJ	0.5 U
PCB- 1232	µg/L	0.5	0.034	0.5 UJ	0.5 UJ	0.5 U	0.5 U	0.5 U	0.5 UJ	0.5 UJ	0.5 UJ	0.5 U
PCB- 1242	µg/L	0.5	0.034	0.5 UJ	0.5 UJ	0.5 U	0.5 U	0.5 U	0.5 UJ	0.5 UJ	0.5 UJ	0.5 U
PCB- 1248	µg/L	0.5	0.034	0.5 UJ	0.5 UJ	0.5 U	0.5 U	0.5 U	0.5 UJ	0.5 UJ	0.5 UJ	0.5 U
PCB- 1254	µg/L	0.5	0.034	0.5 UJ	0.5 UJ	0.5 U	0.5 U	0.5 U	0.5 UJ	0.5 UJ	0.5 UJ	0.5 U
PCB- 1260	µg/L	0.5	0.034	0.5 UJ	0.5 UJ	0.5 U	0.5 U	0.5 U	0.5 UJ	0.5 UJ	0.5 UJ	0.5 U

Notes:

NS = no standard

Bold = detected compound above the MDL

N/A = Not Analyzed

Table 3-7 FWGWMP January 2008 Pesticides and PCBs Analytical Results

Station ID				LL12mw-185	LL12mw-187	LL12mw-188	LL12mw-189	LL12mw-242	LL12mw-243	LL12mw-244	LL12mw-245	LL12mw-246
Sample ID		MCL	Region 9 PRG	FWGLL12mw-185C-0593-GW	FWGLL12mw-187C-0594-GW	FWGLL12mw-188C-0595-GW	FWGLL12mw-189C-0596-GW	FWGLL12mw-242C-0597-GW	FWGLL12mw-243C-0598-GW	FWGLL12mw-244C-0599-GW	FWGLL12mw-245C-0600-GW	FWGLL12mw-246C-0566-GW
Date Collected				1/30/2008	1/30/2008	1/29/2008	1/29/2008	1/30/2008	1/30/2008	1/30/2008	1/30/2008	1/30/2008
Sample Type				Grab	Grab	Grab	Grab	Grab	Grab	Grab	Grab	Grab
Analyte	Units											
4,4'-DDD	µg/L	NS	0.28	0.03 UJ	0.03 U	0.03 UJ	0.03 UJ	0.03 UJ	0.03 UJ	0.03 UJ	0.03 U	0.03 U
4,4'-DDE	µg/L	NS	0.2	0.03 UJ	0.03 U	0.03 UJ	0.03 UJ	0.03 UJ	0.03 UJ	0.03 UJ	0.03 U	0.03 U
4,4'-DDT	µg/L	NS	0.2	0.03 UJ	0.03 U	0.03 UJ	0.03 UJ	0.03 UJ	0.03 UJ	0.03 UJ	0.03 U	0.03 U
Aldrin	µg/L	NS	0.003	0.03 UJ	0.03 U	0.03 UJ	0.03 UJ	0.03 UJ	0.03 UJ	0.03 UJ	0.03 U	0.03 U
alpha-BHC	µg/L	NS	0.011	0.03 UJ	0.03 U	0.03 UJ	0.03 UJ	0.03 UJ	0.03 UJ	0.03 UJ	0.03 U	0.03 U
alpha-Chordane	µg/L	NS	NS	0.03 UJ	0.03 U	0.03 UJ	0.03 UJ	0.03 UJ	0.03 UJ	0.03 UJ	0.03 U	0.03 U
beta-BHC	µg/L	NS	0.032	0.03 UJ	0.03 U	0.03 UJ	0.03 UJ	0.03 UJ	0.03 UJ	0.03 UJ	0.03 U	0.03 U
delta-BHC	µg/L	NS	NS	0.03 UJ	0.03 U	0.03 UJ	0.03 UJ	0.03 UJ	0.03 UJ	0.03 UJ	0.03 U	0.03 U
Dieldrin	µg/L	NS	0.0023	0.03 UJ	0.03 U	0.03 UJ	0.03 UJ	0.03 UJ	0.03 UJ	0.03 UJ	0.03 U	0.03 U
Endosulfan I	µg/L	NS	0.022	0.025 UJ	0.025 U	0.025 UJ	0.025 UJ	0.025 UJ	0.025 UJ	0.025 UJ	0.025 U	0.025 U
Endosulfan II	µg/L	NS	0.022	0.025 UJ	0.025 U	0.025 UJ	0.025 UJ	0.025 UJ	0.025 UJ	0.025 UJ	0.025 U	0.025 U
Endosulfan sulfate	µg/L	NS	NS	0.03 UJ	0.03 U	0.03 UJ	0.03 UJ	0.03 UJ	0.03 UJ	0.03 UJ	0.03 U	0.03 U
Endrin	µg/L	2	11	0.03 UJ	0.03 U	0.03 UJ	0.03 UJ	0.03 UJ	0.03 UJ	0.03 UJ	0.03 U	0.03 U
Endrin aldehyde	µg/L	NS	11	0.03 UJ	0.03 U	0.03 UJ	0.03 UJ	0.03 UJ	0.03 UJ	0.03 UJ	0.03 U	0.03 U
Endrin ketone	µg/L	NS	NS	0.03 UJ	0.03 U	0.03 UJ	0.03 UJ	0.03 UJ	0.03 UJ	0.03 UJ	0.03 U	0.03 U
Gamma-BHC	µg/L	0.2	0.052	0.03 UJ	0.03 U	0.03 UJ	0.03 UJ	0.03 UJ	0.03 UJ	0.03 UJ	0.03 U	0.03 U
gamma-Chlordane	µg/L	NS	NS	0.03 UJ	0.03 U	0.03 UJ	0.03 UJ	0.03 UJ	0.03 UJ	0.03 UJ	0.03 U	0.03 U
Heptachlor	µg/L	0.4	0.015	0.03 R	0.03 R	0.03 UJ	0.03 UJ	0.03 R	0.03 R	0.03 R	0.03 R	0.03 R
Heptachlor epoxide	µg/L	0.2	0.0074	0.03 UJ	0.03 U	0.03 UJ	0.03 UJ	0.03 UJ	0.03 UJ	0.03 UJ	0.03 U	0.03 U
Methoxychlor	µg/L	40	180	0.1 UJ	0.1 U	0.1 UJ	0.1 UJ	0.1 UJ	0.1 UJ	0.1 UJ	0.1 U	0.1 U
Toxaphene	µg/L	3	0.061	2 UJ	2 U	2 UJ	2 UJ	2 UJ	2 UJ	2 UJ	2 U	2 U
PCB- 1016	µg/L	0.5	0.034	0.5 UJ	0.5 U	0.5 UJ	0.5 UJ	0.5 UJ	0.5 UJ	0.5 UJ	0.5 U	0.5 U
PCB- 1221	µg/L	0.5	0.034	0.5 UJ	0.5 U	0.5 UJ	0.5 UJ	0.5 UJ	0.5 UJ	0.5 UJ	0.5 U	0.5 U
PCB- 1232	µg/L	0.5	0.034	0.5 UJ	0.5 U	0.5 UJ	0.5 UJ	0.5 UJ	0.5 UJ	0.5 UJ	0.5 U	0.5 U
PCB- 1242	µg/L	0.5	0.034	0.5 UJ	0.5 U	0.5 UJ	0.5 UJ	0.5 UJ	0.5 UJ	0.5 UJ	0.5 U	0.5 U
PCB- 1248	µg/L	0.5	0.034	0.5 UJ	0.5 U	**0.15 J**	0.5 UJ	0.5 UJ	0.5 UJ	0.5 UJ	0.5 U	0.5 U
PCB- 1254	µg/L	0.5	0.034	0.5 UJ	0.5 U	0.5 UJ	0.5 UJ	0.5 UJ	0.5 UJ	0.5 UJ	0.5 U	0.5 U
PCB- 1260	µg/L	0.5	0.034	0.5 UJ	0.5 U	0.5 UJ	0.5 UJ	0.5 UJ	0.5 UJ	0.5 UJ	0.5 U	0.5 U

Notes:

NS = no standard

Bold = detected compound above the MDL

N/A = Not Analyzed

Table 3-7 FWGWMP January 2008 Pesticide and PCBs Analytical Results

Data Qualifiers

Data qualifier flags are used in an effort to describe the quality of each piece of data for each constituent. These flags are letter codes appended to the numerical data. The following data qualifiers are specified in the USACE Louisville Chemistry Guidelines (LCG). For a complete explanation of qualifiers used for each constituent please refer to the Data Verification Summaries in Appendix B.

U- The analyte was analyzed for but not detected. The numerical value preceding the U is the associated reporting limit.

J- The identification of the analyte is acceptable, but the quality assurance criteria indicate that the quantitative values may be outside the normal expected range of precision (i.e., the quantitative value is estimated). Examples include:

- Results detected above the laboratory MDL but less than the laboratory reporting limit.
- MS/MSD percent recoveries outside the acceptance criteria.
- Laboratory control sample (LCS) percent recoveries outside acceptance criteria.

R- Data are considered to be rejected and shall not be used. This flag denotes the failure of quality control criteria such that it cannot be determined if the analyte is present or absent from the sample [e.g., the method reporting limit (MRL) verification standard was below quality control guidelines; associated sample results that were non-detect are unusable].

UJ- This flag is a combination of the U and J qualifiers which indicate that the analyte is not present. The reported value is considered to be an estimated reporting limit (RL).

B- The B flag is used for both organic and inorganic analyses when the analyte is found in the method blank or any of the field blanks. This designation overrides the Contract Laboratory Program (CLP) “B” designation when used by the laboratory as an estimated value for inorganics.

3.3 Data Verification/Validation

As discussed in Sections 2.3 and 3.2, all chemical data were generated by TestAmerica and RTI (EQM does not however verify RTI data). A three step process is then conducted which involves the lab, the ADR data program, and a data validator performing the data verification and validation of the data. The First Step is where each lab analyzes the data and assigns a qualifier as necessary in full accordance with USEPA and Louisville Chemistry (LCG) guidelines.

The data verification and validation process is continued with Step Two; when the data validator verifies all data received from TestAmerica, and validates greater than 10% of the data by running the lab data through the ADR program. The USACE-supplied ADR program assigned qualifiers to the data as necessary consistent with the programmed criteria of the ADR software. The Third step is when the data validator then uses professional judgment to check the validity of the qualified data and either accepts, rejects, or re-qualifies the ADR results following strict LCG and USEPA guidelines.

After this three-step process has been completed, the resulting final ADR qualifiers may not match the original lab qualifiers which are presented on the laboratory data sheets. As a result of the data validation process, one or more of four possibilities listed occurs:

1. The lab assigns a B, J, or E to the data, and ADR and/or the data validator changes the qualifier to a J, UJ, U, B, or R.
2. The lab assigns no qualifier to the data, and ADR and/or the data validator assigns a J, UJ, U, B, or R to the data.
3. The lab assigns a B, J, or E to the data, and ADR and/or the data validator assigns no qualifier to the data.
4. The lab may assign a J qualifier or use no qualifier, and ADR and/or the data validator accepts the lab designation.

For the January 2008 Sampling Event Report, the laboratory data with laboratory derived qualifiers following USEPA and LGC criteria are presented in Appendix C. The verification reports for the data are also presented in Appendix C, which includes the definitions of the ADR qualifiers. The data presented in Tables 3-2, 3-3, 3-5, 3-6, and 3-7 are the result of the data that has been subjected to the Three Step Process of verification and validation. These Tables display the final assigned data qualifier in accordance with ADR and LCG criteria.

Data qualifier flags are used in an effort to describe the quality of each piece of data for each constituent. These flags are letter codes appended to the numerical data. The following data qualifiers are specified in the USACE Louisville Chemistry Guidelines (LCG). For a complete explanation of qualifiers used for each constituent please refer to the Data Verification Summaries in Appendix B.

- U - The analyte was analyzed for but not detected. The numerical value preceding the U is the associated reporting limit.

- J - The identification of the analyte is acceptable, but the quality assurance criteria indicate that the quantitative values may be outside the normal expected range of precision (i.e., the quantitative value is estimated). Examples include:
  - Results detected above the laboratory MDL but less than the laboratory reporting limit.
  - MS/MSD percent recoveries outside the acceptance criteria.
  - Laboratory control sample (LCS) percent recoveries outside acceptance criteria.

- R - Data are considered to be rejected and shall not be used. This flag denotes the failure of quality control criteria such that it cannot be determined if the analyte is present or absent from the sample [e.g., the method reporting limit (MRL) verification standard was below quality control guidelines; associated sample results that were non-detect are unusable].

- UJ - This flag is a combination of the U and J qualifiers which indicate that the analyte is not present. The reported value is considered to be an estimated reporting limit (RL).

- B - The B flag is used for both organic and inorganic analyses when the analyte is found in the method blank or any of the field blanks. This designation overrides the Contract Laboratory Program (CLP) "B" designation when used by the laboratory as an estimated value for inorganics.

Thirty-six wells were sampled during a four-day sampling event from January 28, 2008 through January 31, 2008. During this event, thirteen trip blanks were submitted for volatile analysis to TestAmerica.

Four field duplicates were collected on four separate days in order to assess the quality and consistency of sample collection. Project requirements of 10% field duplicates were met for this sampling event. In addition, four laboratory splits were collected and analyzed on four separate days of sampling in order to assess the quality and consistency of the laboratory analysis. The project requirements of taking 10% laboratory splits were met for this sampling event.

An equipment rinse blank was collected during each day of the sampling event.

For the January 2008 sampling event the following laboratory or field contamination at detections greater than ½ the method reporting limit (MRL) was reported for the field QA/QC samples (blank results that were greater than ½ the MRL resulted in qualification of the sample result):

Samples from 1/28/08
FWGTeam3-Trip had acetone detected at 6.2 ug/L. Sample FWGEQUIPRinse1-0609-GW had the acetone result qualified non-detect "B".

Samples from 1/29/08
FWGTeam2-Trip had acetone detected at 5.3 ug/L and 4-methyl-2-pentanone detected at 0.36 ug/L. There were no qualifications made for 4-methyl-2-pentanone since contamination was less than ½ the MRL (10 ppb). The acetone result for sample FWGLL3mw-234c-0577-GW was flagged "B" due to blank contamination.
Zinc was detected in the method blank at 10.1ug/L with an RL of 10ug/L. Samples with detected concentrations of zinc greater than 5x the method blank contamination were flagged, "B".

Samples from 1/29 and 1/30/08
FWGEQUIPRinse3-0611-GW had acetone detected at 1.1 ug/L, 2-Butanone at 3.9 ug/L and toluene at 3.0 ug/L. There were no qualifications made for acetone and 2-butanone because the contamination was less than ½ the MRL (10 ppb and 10 ppb, respectively). FWGLL12mw-242c-0597-GW had toluene detected at 0.71ug/L and was flagged, "B" due to blank contamination.
Iron was detected in the method blank at 49.4ug/L with an RL of 50ug/L. Zinc was detected in the method blank at 5.2ug/L with an RL of 10ug/L. Samples with detected concentrations of iron and/or zinc less than 5x the method blank contamination were flagged, "B".
The equipment rinse had nitrate/nitrate detected at 0.05mg/L. All samples with detected concentrations less than 5x contamination flagged, "B".

Samples from 1/30 and 1/31/08
FWGTeam1-Trip had acetone detected at 6.2ug/L and 4-methyl-2-pentanone detected at 0.36 ug/L. FWGLL12mw-088c-0587-GW had the acetone result qualified "B". No qualifications were made for 4-methyl-2-pentanone since the contamination was less than ½ MRL.
FWGTeam3-Trip had acetone detected at 7.8 ug/L. FWGEQUIPRinse4-0612-GW had the acetone qualified "B".
Iron was detected in the method blank at 49.4ug/L with an RL of 50ug/L. Zinc was detected in the method blank at 5.2ug/L with an RL of 10ug/L. Samples with detected concentrations of iron and/or zinc less than 5x the method blank contamination were flagged, "B".
The method blank had detected concentrations of nitrate/nitrite at 0.02ug/L. All results with detected concentrations<5x method blank contamination were flagged, "B".

For a discussion of method blank contamination please reference the Data Verification Reports and the Laboratory Case Narrative.

Laboratory analyses were performed in analytical batches of ≤ 20 in order to maximize efficiency and group quality control requirements. Method blanks and laboratory control samples were analyzed at a frequency of 1:20 (5%) samples, or in each analytical batch whichever was greater. Sufficient volume was provided to the laboratory in order to assess matrix spike analysis on project samples at a frequency of 1:10 (10%) samples. Matrix spike/matrix spike duplicate analysis was performed by the laboratory as batch quality control at a frequency of 1:10 (10%).

Field quality control and laboratory quality control results were evaluated as part of the verification assessment provided in Appendix C. Project requirements were met for the frequency and quality of these samples.

Table 3-8 presents the percent, by analytical method, of data that was acceptable (based on data not rejected) for use. Data was rejected during this sampling and analysis event for a variety of reasons including LCS failures, surrogate failures,(less than 10%), MRL check failures and CCV failures as described in Appendix C . Under the requirements of the LCG this data is deemed unusable. This does not, however, have any negative affect on the usability of other parameters analyzed under the same method. Rejected data do call into question the interpretation of that particular data for a given monitoring event and it is important to correct any problems to prevent a reoccurrence for future sampling events. All methods met the 90% completion requirement.

All qualified data has been discussed in the Data Verification Reports contained in Appendix C.

All other data meet the requirements specified in the USACE Louisville Guidance Document and the QAPP associated with this site. All qualified data performed by the data validator is further discussed in the Data Verification Reports contained in Appendix C.

Table 3.8 Percent of Acceptable Data

Analytical Method	Total Number of Analytes	Number of Rejects	Percent Completeness
353.2	19	0	100
353.2 Modified	44	0	100
6010B	660	2	99.7
6020	308	0	100
7470A	44	0	100
8081A	903	13	98.6
8082	308	0	100
8260B	2262	51	97.7
8270C	2904	89	96.9
8330	704	8	98.9
9012A	44	0	100
8330 Modified	44	0	100
TOTAL	**8,244**	**163**	**98.0**

SECTION 4

REFERENCES

Portage Environmental, 2004. *RVAAP Facility-Wide Groundwater Monitoring Program Plan*.

SAIC, 2001. *RVAAP Facility-Wide Sampling and Analysis Plan/Quality Assurance Project Plan.*

SAIC, 2001b, *Phase II Remedial Investigation report for the Winklepeck Burning Grounds at Ravenna Army Ammunition Plant, Ravenna, Ohio.*

SAIC/REIMS, 2005. *Table of Reported Construction Depths from REIMS Information.*

SpecPro, Inc., 2005a. *Facility-Wide Groundwater Monitoring Program Report on the April 2005 Sampling Event, Ravenna Training and Logistics Site / Ravenna Army Ammunition Plant, Ravenna, Ohio.*

SpecPro, Inc., 2005b: *Facility-Wide Groundwater Monitoring Program, Report on the July 2005 Sampling Event, Ravenna Training and Logistics Site/Ravenna Army Ammunition Plant, Ravenna, Ohio*

SpecPro, Inc. 2006a, *Facility-Wide Groundwater Monitoring Program, Annual Report for 2005, Ravenna Training and Logistics Site/Ravenna Army Ammunition Plant, Ravenna, Ohio*

SpecPro, Inc. 2006b, *Facility-Wide Groundwater Monitoring Program, Report on the March 2006 Sampling Event, Ravenna Army Ammunition Plant, Ravenna, Ohio*

SpecPro, Inc. 2006c, *Facility-Wide Groundwater Monitoring Program, Report on the May 2006 Sampling Event, Ravenna Army Ammunition Plant, Ravenna, Ohio*

SpecPro, Inc. 2006d, (Draft) *Facility-Wide Groundwater Monitoring Program, Annual Report for 2006, Ravenna Army Ammunition Plant, Ravenna, Ohio*

SpecPro, Inc. 2007a, *Facility-Wide Groundwater Monitoring Program, Report on the July 2006 Sampling Event, Ravenna Army Ammunition Plant, Ravenna, Ohio*

SpecPro, Inc. 2007b, *Facility-Wide Groundwater Monitoring Program, Report on the October 2006 Sampling Event, Ravenna Army Ammunition Plant, Ravenna, Ohio*

SpecPro, Inc. 2007c, *Facility- Wide Groundwater Monitoring Program, Report on the January 2006 Sampling Event, Ravenna Army Ammunition Plant, Ravenna, Ohio.*

Environmental Quality Management, Inc. 2007d, *Facility- Wide Groundwater Monitoring Program, Report on the April 2007 Sampling Event, Ravenna Army Ammunition Plant, Ravenna, Ohio*.

Environmental Quality Management, Inc. 2007e, *Facility- Wide Groundwater Monitoring Program, Report on the July 2007 Sampling Event, Ravenna Army Ammunition Plant, Ravenna, Ohio*.

Environmental Quality Management, Inc. 2007f, *Facility- Wide Groundwater Monitoring Program, Report on the October 2007 Sampling Event, Ravenna Army Ammunition Plant, Ravenna, Ohio*.

APPENDIX A

CORRESPONDENCE DOCUMENTING THE CHANGE IN WELLS TO BE SAMPLED IN 2008

DEPARTMENT OF THE ARMY
U.S. ARMY ENGINEER DISTRICT, LOUISVILLE
CORPS OF ENGINEERS
P.O. BOX 59
LOUISVILLE, KENTUCKY 40201-0059

December 12, 2007

Engineering Division

Vicki Deppisch
Ohio Environmental Protection Agency
Northeast District Office
2110 East Aurora Road
Twinsburg, OH 44087

Dear Ms. Deppisch:

Re: Notification of Annual Sampling Schedule
Facility-wide Ground water Monitoring Program
Ravenna Army Ammunition Plant
Portage/Trumbull Counties, Ohio

This letter is to serve as notification that the United States Army Corps of Engineers (USACE) will be changing the sampling frequency of 36 of the existing Facility-wide Ground Water Monitoring Program (FWGWMP) wells from quarterly sampling to annual sampling. As we discussed yesterday, this change is in accordance with Section 4.2, Sampling Frequency, on page 4-5 of the September 2004 Facility-wide Ground Water Monitoring Program Plan (FWGWMPP), which states that the initial monitoring frequency for the FWGWMP wells will be three consecutive quarters, and then it will revert to annual sampling, except for the OD#2 and RQL wells, which will be sampled semi-annually. Our next sampling event for the 36 current FWGWMP wells will occur in October 2008.

During the January, April, and July 2008 sampling events, USACE will sample other monitoring wells that have only been sampled during the Remedial Investigations at Load Lines 1, 2, 3, 4, and 12. These wells are identified in the last column of Table 4 in the October 22, 2007 document entitled "Draft Proposal to Update the Facility-wide Ground Water Monitoring Program", where they are numbered "1" through "36". Throughout this process, USACE will continue to comply with the sampling frequency requirements for the Ramsdell Quarry Landfill and Open Demolition Area #2 wells.

We appreciate your assistance with this matter. Copies have been provided to Eileen Mohr and Bonnie Buthker of Ohio EPA, Glen Beckham, USACE (via email) and John Miller, EQM (via email) and Mark Krivanski USAEC (via email) and Katie Elgin, OHARNG RTLS (via email). Please call Rick Hockett at 502.315.6329 if you have any questions or comments regarding this matter.

Sincerely,

Richard B. Hockett, P.G.
Geologist, Environmental Branch
Louisville District

Subject: FW: FWGWMP modifications
From: "Hockett, Rick B LRL" <Rick.B.Hockett@usace.army.mil>
Date: Tue, 8 Jan 2008 14:10:27 -0500
To: "John Miller" <jmiller@eqm.com>

Oops! I meant to copy you on this.

Rick

-----Original Message-----
From: Hockett, Rick B LRL
Sent: Tuesday, January 08, 2008 2:08 PM
To: 'Vicki Deppisch'
Cc: 'Eileen Mohr'; Beckham, Glen LRL; Ries, Cynthia A LRL; Chanda, Thomas M LRL; 'Patterson, Mark C Mr CIV USA OSA'; 'Krivansky, Mark E USAEC'
Subject: FWGWMP modifications

Vicki:

Just got back from lunch and listened to your voice mail message regarding the proposed changes to the FWGWMP. Sounds good! To summarize:

1. New well sampling. It's okay to proceed with rotating the new wells into the January sampling event, and not sample the "old" wells - those which have been sampled quarterly since 2005. The new wells will be all of the non-FWGWMP wells from LL-1, LL-2, LL-3, LL-4, and all but one of the non-FWGWMP wells at LL-12.

2. Annual sampling on old wells. You would prefer to not perform annual sampling on the old wells in October 2008, because that would interrupt the quarterly sampling pattern on the new wells. I agree. We will do four consecutive sampling events on the new wells; January, April, July, and October 2008.

3. Sampling order selection criteria. You requested that we provide a description of how the 196 wells were ordered for sampling (per table 4 of the Draft Proposal to Update the FWGWMP). In a nutshell, I thought it made the most sense to do the major load lines first (LL-1, LL-2, LL-3, LL-4, and LL-12), and then follow that effort with the remaining wells. In order to simplify things for the sampling team, I kept all wells at each AOC together, so that the samplers will not be visiting sites all over the facility during each event. That approach also makes the ground water elevation measurements more useable, since all wells at a given AOC that is being sampled will be measured, and we'll get a good snapshot of the ground water flow conditions at that AOC. That's really about all there was to it - there's just not a lot more to base the sampling order on.

4. Perchlorate. You are not comfortable that the perchlorate sampling performed on the October 2008 ground water samples is sufficient to end the perchlorate sampling altogether. You suggested that we discuss a strategy for additional sampling. I suggest that each time we rotate a new group of wells through the four quarters of sampling, that we sample for perchlorate during one of those events. I would prefer that it not be the first event of the four, other than that, I think we should sample at the second, third, or forth quarterly event. Let's do each well once, and then evaluate the perchlorate data at the end of the sampling along with all of the other ground water quality data.

You didn't specifically mention it, but it's worth noting that we will continue to sample the five RCRA wells at RQL and ODA#2 on a semi-annual basis - no changes there at all.

Please let me know if any of this isn't correct.

Thanks.

Rick

Richard B. Hockett, P.G.
Environmental Branch
Louisville District
US Army Corps of Engineers

APPENDIX B

FIELD LOG BOOK SHEETS
DAILY QC CONTROL REPORTS
TECHNICAL CHANGE ORDER

January 2008 FWGMP Monitoring Well Event
Field Personnel Abbreviations and Signatures Page

Field Personnel

Name	Affiliation	Initials
Robert "Zeke" Secore	LATA	ZS
Spencer Lattimer	LATA	SL
Erik Corbin	EQM	EC
Aaron Roski	EQM	AR
Angye Dragotta	EQM	AD
John Miller	EQM	JM
Colleen A. Lear	EQM	CAL

Project and Field Leads

Name, Title, Affiliation

John Miller, Project Manager / QC Check, EQM

Signature: _____

Colleen A. Lear, Field Manager / QC Check, EQM

Signature: _____

Erik Corbin, Sample Manager, EQM

Signature: _____

Robert "Zeke" Secore, LATA Field Leader, LATA

Signature: _____

MONITOR WELL STATIC WATER LEVEL FORM

PROJECT NAME: **RVAAP** PROJECT NUMBER: **030240.0006**

FIELD BOOK#: 1 DATE: 1/28/2008

Monitor Well Number	Location	Total Well Depth (ft)	Water Level Indicator	Sampler	Time	Depth to Static Water Level (ft)	Sounding	PID Reading (above bkgrnd)
LL1mw-064	Loadline 1		5765	JM	9:30			0
	Cmt:Frozen, water frozen in casing above ground level							
LL1mw-063	Loadline 1	29.95	5767	JM	9:49	28.33		0
	Cmt:Good, bottom:soft							
LL1mw-065	Loadline 1	23.04	5767	JM	10:02	11.91		0
	Cmt:Good, bottom: medium							
LL1mw-079	Loadline 1	41.86	5767	JM	11:38	32.62		0
	Cmt:Good, bottom: hard							

MONITOR WELL STATIC WATER LEVEL FORM

PROJECT NAME: **RVAAP** PROJECT NUMBER: **030240.0006**

FIELD BOOK#: 1 DATE: 1/28/2008

Monitor Well Number	Location	Total Well Depth (ft)	Water Level Indicator	Sampler	Time	Depth to Static Water Level (ft)	Sounding	PID Reading (above bkgrnd)
LL12mw-246	Loadline 12	35	5767	JM	14:45	17.1		0
	Cmt:Good, bottom: hard							
LL12mw-244	Loadline 12	31.37	5767	JM	14:50	10.1		0
	Cmt:Good, bottom: soft							
LL12mw-242	Loadline 12	29.29	5767	JM	15:00	8.65		0
	Cmt:Good, bottom: hard							
LL12mw-185	Loadline 12	23.22	5767	JM	15:05	8.2		0
	Cmt:Good, bottom: hard							
LL12mw-187	Loadline 12	29.9	5767	JM	15:15	9.4		0
	Cmt:Good, bottom: hard							
LL12mw-113	Loadline 12	20.7	5767	JM	15:20	9.48		0
	Cmt:Good, bottom: hard							
LL12mw-188	Loadline 12	22.21	5767	JM	15:25	4.85		0
	Cmt:Good, bottom: hard							
LL12mw-154	Loadline 12	28.88	5767	JM	15:30	8.62		0
	Cmt:Good, bottom: medium							
LL12mw-128	Loadline 12	34.39	5767	JM	15:40	9.8		0
	Cmt:Good, bottom: medium							
LL12mw-243	Loadline 12	25.65	5767	JM	15:45	9.75		0
	Cmt:Good, bottom: hard							
LL12mw-107	Loadline 12	33.64	5767	JM	15:50	10.88		0
	Cmt:Good, bottom: hard							
LL12mw-184	Loadline 12	31.33	5767	JM	16:00	12.84		0
	Cmt:Good, bottom: hard							
LL12mw-088	Loadline 12	27.51	5767	JM	16:05	7.48		0
	Cmt:Good, bottom:hard							
LL12mw-245	Loadline 12	30.24	5767	JM	16:15	8.35		0
	Cmt:Good, bottom: hard							
LL12mw-189	Loadline 12	20.02	5767	JM	16:30	3.8		0
	Cmt:Good, bottom: hard							

MONITOR WELL STATIC WATER LEVEL FORM

PROJECT NAME: **RVAAP** PROJECT NUMBER: **030240.0006**

FIELD BOOK#: 1 DATE: 1/28/2008

Monitor Well Number	Location	Total Well Depth (ft)	Water Level Indicator	Sampler	Time	Depth to Static Water Level (ft)	Sounding	PID Reading (above bkgrnd)
LL2mw-270	Loadline 2	22.38	5769	JM	9:50	8.14		0
	Cmt:Good, bottom: hard							
LL2mw-264	Loadline 2	22.47	5767	JM	10:06	6.87		0
	Cmt:Good, bottom: hard							
LL2mw-060	Loadline 2	20.92	5767	JM	11:31	10.15		0
	Cmt:Good, bottom: hard							
LL2mw-268	Loadline 2	29.86	5769	JM	12:00	14.96		0
	Cmt:Good, bottom: hard							
LL2mw-265	Loadline 2	24.48	5767	JM	12:02	9.85		0
	Cmt:Good, bottom: hard							
LL2mw-261	Loadline 2	22.42	5767	JM	12:40	7.32		0
	Cmt:Good, bottom: hard							
LL3mw-235	Loadline 3	22.91	5767	JM	13:01	18.55		0
	Cmt:Good, bottom: hard							
LL3mw-232	Loadline 3	39.81	5767	JM	13:09	21.23		0
	Cmt:Good, bottom: medium							
LL3mw-233	Loadline 3	32.73	5767	JM	13:15	26.4		0
	Cmt:Good, bottom: hard							
LL3mw-234	Loadline 3	22.61	5767	JM	13:20	10.79		0
	Cmt:Good, bottom: hard							
LL3mw-237	Loadline 3	25.51	5767	JM	13:30	15.7		0
	Cmt:Good, bottom: hard							
LL3mw-241	Loadline 3	21.55	5767	JM	13:40	10.95		0
	Cmt:Good, bottom: soft							
LL3mw-240	Loadline 3	36.65	5767	JM	13:45	28.77		0
	Cmt:Good, bottom: medium							
LL3mw-243	Loadline 3	26.32	5767	JM	13:50	13.55		0
	Cmt:Good, bottom: hard							

MONITOR WELL STATIC WATER LEVEL FORM

PROJECT NAME: **RVAAP** PROJECT NUMBER: **030240.0006**

FIELD BOOK#: 1 DATE: 1/28/2008

Monitor Well Number	Location	Total Well Depth (ft)	Water Level Indicator	Sampler	Time	Depth to Static Water Level (ft)	Sounding	PID Reading (above bkgrnd)
LL4mw-193	Loadline 4	24.3	05767	JM	14:10	7.45		0
	Cmt:Good, bottom: hard							
LL4mw-194	Loadline 4	23.69	05767	JM	14:15	7.95		0
	Cmt:Good, bottom: hard							
LL4mw-195	Loadline 4	22.86	5767	JM	14:25	10.57		0
	Cmt:Good, bottom: hard							
LL4mw-200	Loadline 4	25.25	5767	JM	14:30	17.64		0
	Cmt:Good, bottom: hard							

28

Location RVAAP Date 1-28-08

Project / Client USACE Only GW

Drum Log Jan 2008 Event

Drum ID	Area
~~Cal 3/08~~ EQM 2008-1	Purge - LL1, 2, 3, 4 & 12
EQM 2008-2	Purge - LL1, 2, 3, 4 & 12
EQM 2008-3	Decon Water

29

Location RVAAP Date 1-28-08

Project / Client USACE Only GW

EQM + LATA

0730 ONSITE, CALIBRATION PACK ORGANIZE

0830 SET FOR LL1 AND LL2 LL GW. EVENT.

0900 H+S meeting.

0915 Begin water level and purge/sample event. Water level for all sampling wells, and rest at LL1 and LL2.

0930 LL/mw-064 is frozen approx 2" above ground surface in the stick up.

1500 Complete LL2 move on to LL3.

1615 BLDG 1036 FOR PREP OF SAMPLE TEAM 2.

1645 PICK UP COOLERS TEAM 1

1800 LAB PICK UP/ LL/mw063 incomp.

1830 OFFSITE

30

Location RVAAP Date 1-29-08

Project / Client USACE QTRLY GW

30-40 - RAIN FORECAST

0730	ONSITE
	PACK/ORGANIZE FOR
	LL3, LL4
0800	CALIBRATION/H+S
0830	Begin purge sample LL3, LL4
	partial LL MW063.
1615	partial teams to 1036
	to prep for sample pickup.
	LL2 complete, LL3 (no 235) start LL2
1700	pack samples for 1/30
	organize for 1/30 work
	pack samples for lab
	pick up. EQP to ship QA samples.
1800	Lab pickup.
1820	OFFSITE

31

Location RVAAP Date 1-30-08

Project / Client USACE QTRLY GW

10-20° WIND EDM/LATA

0730	ONSITE
	PACK ORGANIZE FOR
	LL12 & LL4.
0800	CALIBRATION/H+S
	LATA FINALIZE LL4.
	EDM TO LL12.
1530	PARTIAL BACK TO 1036.
	COOLER PICK UP FROM
	TEAM. PACK SAMPLES FOR
	LAB PICKUP.
1630	AWAIT LAB AND PREP FOR
	LL2 ON 1-31-08.
1645	LAB PICKUP.
1700	OFFSITE

32

Location RVAAP Date 1-31-08

Project / Client USACE GW QTRLY

15-25° VATA/EDM

0730	ONSITE
	PACK + ORGANIZE FOR LL2
	+ LL3 FINAL WELLS.
0800	CALIBRATION + H&S
	DATA/EDM TO LL2.
1130	FINALIZE LL2 (TRAX 2 + LL3)
	PARTIAL RETURN TO 1036.
	ORGANIZE FOR LAB PICKUP +
	SHIPMENT.
1230	PACK + CLEAN 1036.
1300	FEDEX FINAL SAMPLES
1330	DATA OFFSITE
1350	LAB PICKUP
1400	EDM OFFSITE / SECURED 1036.

33

Location Date

Project / Client

MONITOR WELL STATIC WATER LEVEL FORM

PROJECT NAME: **RVAAP** PROJECT NUMBER: **030240.0006**

FIELD BOOK#: 1 DATE: 1/28/2008

Monitor Well Number	Location	Total Well Depth (ft)	Water Level Indicator	Sampler	Time	Depth to Static Water Level (ft)	Sounding	PID Reading (above bkgrnd)
LL1mw-063	Loadline 1	29.95	A4745A	ZS	10:13	28.33		0
	Cmt:Good, 27.78 w/ pump in water...began purge 1023...water cloudy yellow...28.38							
LL1mw-079	Loadline 1	41.8	A4745A	ZS	12:08	32.65		0
	Cmt:Good,							
LL1mw-065	Loadline 1	11.93	A4745A	ZS	16:35	22.93		0
	Cmt:Good, BEGAN PURGE 1645... 11.94 DEPTH OF WATER W/PUMP ...WATER DARK AND CLOUDY							

MONITOR WELL STATIC WATER LEVEL FORM

PROJECT NAME: **RVAAP** PROJECT NUMBER: **030240.0006**

FIELD BOOK#: 1 DATE: 1/28/2008

Monitor Well Number	Location	Total Well Depth (ft)	Water Level Indicator	Sampler	Time	Depth to Static Water Level (ft)	Sounding	PID Reading (above bkgrnd)
LL2mw-270	Loadline 2	22.38	05769	AR	9:50	8.14		0
	Cmt:Good, Turbid, orangish water initially; hard bottom							
LL2mw-268	Loadline 2	29.86	05769	AR	12:00	14.96		0
	Cmt:Good, Water cloudy, cleared up as purge continued; hard bottom.							
LL2mw-261	Loadline 2		05769	AR	13:40	6.64		0
	Cmt:Good, Cloudy water							

MONITOR WELL STATIC WATER LEVEL FORM

PROJECT NAME: **RVAAP** PROJECT NUMBER: **030240.0006**

FIELD BOOK#: 1 DATE: 1/28/2008

Monitor Well Number	Location	Total Well Depth (ft)	Water Level Indicator	Sampler	Time	Depth to Static Water Level (ft)	Sounding	PID Reading (above bkgrnd)
ll2mw-264	Loadline 2	22.47	0H02911	CAL	10:06	6.87		0
	Cmt:Good,							
ll2mw-060	Loadline 2	20.92	0H02911	CAL	11:31	10.15		0
	Cmt:Good,							
ll2mw-265	Loadline 2		0H02911	CAL	12:25	9.83		0
	Cmt:Good, orange suspended solids							
ll3mw-243	Loadline 3		0H02911	CAL	14:38	13.59		0
	Cmt:Good,							

MONITOR WELL STATIC WATER LEVEL FORM

PROJECT NAME: **RVAAP** PROJECT NUMBER: **030240.0006**

FIELD BOOK#: 1 DATE: 1/29/2008

Monitor Well Number	Location	Total Well Depth (ft)	Water Level Indicator	Sampler	Time	Depth to Static Water Level (ft)	Sounding	PID Reading (above bkgrnd)
ll12mw-189	Loadline 12		0H02911	CAL	14:48	3.51		0
	Cmt:Good,							
ll3mw-234	Loadline 3		0H02911	CAL	8:55	10.24		0
	Cmt:Good, orange							
ll3mw-240	Loadline 3		0H02911	CAL	11:09	28.78		0
	Cmt:Good, cloudy							
ll3mw-237	Loadline 3		0H02911	CAL	12:26	15.58		0
	Cmt:Good, black suspended solids							

MONITOR WELL STATIC WATER LEVEL FORM

PROJECT NAME: **RVAAP** PROJECT NUMBER: **030240.0006**

FIELD BOOK#: 1 DATE: 1/29/2008

Monitor Well Number	Location	Total Well Depth (ft)	Water Level Indicator	Sampler	Time	Depth to Static Water Level (ft)	Sounding	PID Reading (above bkgrnd)
LL4mw-193	Loadline 4	24.2	A4745A	ZS	9:30	7.27		0
	Cmt:Good, 6.70 with pump in well							
LL4mw-195	Loadline 4	22.76	A4745A	ZS	12:02	9.7		0
	Cmt:Good, 9.80 with pump in well...							
LL4mw-194	Loadline 4	23.51	A4745A	ZS	14:57	7.99		0
	Cmt:Good,							

MONITOR WELL STATIC WATER LEVEL FORM

PROJECT NAME: **RVAAP** PROJECT NUMBER: **030240.0006**

FIELD BOOK#: 1 DATE: 1/29/2008

Monitor Well Number	Location	Total Well Depth (ft)	Water Level Indicator	Sampler	Time	Depth to Static Water Level (ft)	Sounding	PID Reading (above bkgrnd)
LL12mw-188	Loadline 12		05767	AR	15:40	6.66		0
	Cmt:Good, CLEAR							
LL3mw-232	Loadline 3		05767	AR	9:00	20.67		0
	Cmt:Good,							
LL3mw-233	Loadline 3		05767	AR	11:35	25.81		0
	Cmt:Good, Water is cloudy							
LL3mw-241	Loadline 3		05767	AR	13:30	10.89		0
	Cmt:Good,							

MONITOR WELL STATIC WATER LEVEL FORM

PROJECT NAME: **RVAAP** PROJECT NUMBER: **030240.0006**

FIELD BOOK#: 1 DATE: 1/30/2008

Monitor Well Number	Location	Total Well Depth (ft)	Water Level Indicator	Sampler	Time	Depth to Static Water Level (ft)	Sounding	PID Reading (above bkgrnd)
ll12mw-187	Loadline 12		0H02911	CAL	9:20	9.54		0
	Cmt:Good,							
ll12mw-243	Loadline 12		0H02911	CAL	11:01	9.17		0
	Cmt:Good,							
ll12mw-128	Loadline 12		0H02911	CAL	12:44	9.53		0
	Cmt:Good,							

MONITOR WELL STATIC WATER LEVEL FORM

PROJECT NAME: **RVAAP** PROJECT NUMBER: **030240.0006**

FIELD BOOK#: 1 DATE: 1/30/2008

Monitor Well Number	Location	Total Well Depth (ft)	Water Level Indicator	Sampler	Time	Depth to Static Water Level (ft)	Sounding	PID Reading (above bkgrnd)
LL12mw-245	Loadline 12		05769	AR	8:45	8.26		0
	Cmt:Good,							
LL12mw-185	Loadline 12		05769	AR	11:20	7.95		0
	Cmt:Good,							
LL12mw-244	Loadline 12		05769	AR	12:55	9.38		0
	Cmt:Good,							
LL12mw-246	Loadline 12		05769	AR	15:00	16.95		0
	Cmt:Good,							

MONITOR WELL STATIC WATER LEVEL FORM

PROJECT NAME: **RVAAP** PROJECT NUMBER: **030240.0006**

FIELD BOOK#: 1 DATE: 1/30/2008

Monitor Well Number	Location	Total Well Depth (ft)	Water Level Indicator	Sampler	Time	Depth to Static Water Level (ft)	Sounding	PID Reading (above bkgrnd)
LL12mw-242	Loadline 12	29.16	A4745A	ZS	10:24	8.64		0
	Cmt:Good, 8.61 with pump in well...1036 begin to pump							
LL12mw-113	Loadline 12	18.35	A4745A	ZS	12:30	5.55		0
	Cmt:Good, 1256 BEGAN PUMPING...5.20 WITH PUMP IN WELL							
LL12mw-154	Loadline 12	28.7	A4547A	ZS	15:53	8.66		0
	Cmt:Good, 09.54 with pump...1610 started pumping							
LL4mw-200	Loadline 4	25.15	A4745A	ZS	8:24	17.84		0
	Cmt:Good, began pumping 0847...							

MONITOR WELL STATIC WATER LEVEL FORM

PROJECT NAME: **RVAAP** PROJECT NUMBER: **030240.0006**

FIELD BOOK#: 1 DATE: 1/31/2008

Monitor Well Number	Location	Total Well Depth (ft)	Water Level Indicator	Sampler	Time	Depth to Static Water Level (ft)	Sounding	PID Reading (above bkgrnd)
LL12mw-088	Loadline 12		05767	AR	8:45	7.1		0
	Cmt:Good,							

MONITOR WELL STATIC WATER LEVEL FORM

PROJECT NAME: **RVAAP** PROJECT NUMBER: **030240.0006**

FIELD BOOK#: 1 DATE: 1/31/2008

Monitor Well Number	Location	Total Well Depth (ft)	Water Level Indicator	Sampler	Time	Depth to Static Water Level (ft)	Sounding	PID Reading (above bkgrnd)
LL12mw-184	Loadline 12	31.24	A4745A	ZS	8:23	12.87		0
	Cmt:Good, 12.75 wl with pump in well...began to purge 0916							

MONITOR WELL STATIC WATER LEVEL FORM

PROJECT NAME: **RVAAP** PROJECT NUMBER: **030240.0006**

FIELD BOOK#: 1 DATE: 1/31/2008

Monitor Well Number	Location	Total Well Depth (ft)	Water Level Indicator	Sampler	Time	Depth to Static Water Level (ft)	Sounding	PID Reading (above bkgrnd)
ll12mw-107	Loadline 12		0H02911	CAL	8:54	9.99		0
	Cmt:Good, orange							
ll3mw-235	Loadline 3		0H02911	CAL	11:15	19.05		0
	Cmt:Good, turn down controller during purge, orange, hi turb, clean up with purge							

MONITOR WELL PURGING FORM

PROJECT NAME: **RVAAP** PROJECT NUMBER: **030240.0006**

LOCATION: LOADLINE 1 DATE: 1/28/2008 START TIME: 10:13

WELL ID: LL1mw-063

WELL DEPTH: 29.95 INITIAL WATER LEVEL: 28.33

WELL DIAMETER SCREEN INTERVAL: 17.1 - 27.1

PUMP/PURGING DEVICE: BP - BLADDER PUMP PUMP INTAKE DEPTH: 22.1

PUMP READINGS: Throttle: 50 Recharge: 12 Discharge: 7

COMMENTS 27.78 w/ pump in water...began purge 1023...water cloudy yellow...28.38 Clear Odor:None

TIME	WATER LEVEL (btoe)	PURGE RATE L/min)	VOLUME PURGED (L)	TEMP. (°C)	SPECIFIC CONDUCT. (S/cm)	DO (mg/L)	pH	Turb (NTU)
10:36	28.75	0.1	0.1	9.47	0.21	7.71	5.24	369
10:39	28.75	0.1	0.3	9.98	0.211	7.45	5.07	342
10:42	28.75	0.1	0.3	10.35	0.213	7.41	5.03	321
10:45	28.75	0.1	0.3	10.42	0.216	7.41	5	302

Note: Condition of the well: See STATIC WATER LEVEL FORM

Field Personnel: ZS

FIELD SAMPLING REPORT

PROJECT: **RVAAP** LOCATION: **LOADLINE 1** PROJECT NO.: **030240.0006**

SAMPLE INFORMATION

WELL: LL1mw-063 SampleID: FWGLL1mw-063C-0565-GW/GF DuplID:

SplitID: RinseID: FWGEQUIP1-0608-GW

MATRIX: - SAMPLING METHOD: BP - Bladder Pump MS/MSD: N

GRAB: Y COMPOSITE: N DATE: 1/28/2008 TIME: 10:50

FIELD READINGS / OBSERVATIONS

	Turb (NTU): 350	Color:	Clear
		Odor:	None

pH: 5.24 Temperature (°C): 9.46 DO (mg/L): 7.71 Specific Conductivity (mS/cm): 0.21

GENERAL INFORMATION

SUN/OVERCAST: Overcast PERCIPITATION: N WIND DIRECTION: NW AMBIENT TEMP (°F): 20

SHIPPED VIA: Lab Pickup

SHIPPED TO: Testamerica

SAMPLER: ZS Cmt: well dry prior to 1st VOC filled, multiple dates/times from 1/29 0845 to1/30 1545 to get mins, lab filter m

CONTAINER		PRESERVATIVE	ANALYTICAL METHOD	ANALYSIS
SIZE/TYPE	*NUMBER*			
1L/Amber	1	4C	8330	Explo
1L/Poly	1		6010/6020/7470	Metals
1L/Amber	1	4C	353.2/8330	Propellants
1L/Amber	1	4C	8082	PCB
1L/Amber	1	4C	8081	Pest
1L/Amber	1	4C	8270	SVOC
40ml/Vial	2	HCl	8260	VOC
250ml/Poly	1	NaOH	9012	Cyanide

MONITOR WELL PURGING FORM

PROJECT NAME: **RVAAP** PROJECT NUMBER: **030240.0006**

LOCATION: LOADLINE 1 DATE: 1/28/2008 START TIME: 16:35

WELL ID: LL1mw-065

WELL DEPTH: 11.93 INITIAL WATER LEVEL: 22.93

WELL DIAMETER SCREEN INTERVAL: 10.2 - 20.2

PUMP/PURGING DEVICE: BP - BLADDER PUMP PUMP INTAKE DEPTH: 15.2

PUMP READINGS: Throttle: 100 Recharge: 10 Discharge: 5

COMMENTS BEGAN PURGE 1645... 11.94 DEPTH OF WATER W/PUMP ...WATER DARK AND CLOUDY Clear Odor:None

TIME	WATER LEVEL (btoc)	PURGE RATE L/min)	VOLUME PURGED (L)	TEMP. (°C)	SPECIFIC CONDUCT. (S/cm)	DO (mg/L)	pH	Turb (NTU)
16:57	11.95	0.45	0.1	10.59	0.591	1.13	6.75	1806
17:00	11.95	0.45	1.35	10.51	0.59	0.93	6.87	1432
17:03	11.95	0.45	1.35	10.52	0.588	0.81	6.95	965
17:06	11.95	0.45	1.35	9.67	0.589	0.88	7.03	873
17:09	11.95	0.45	1.35	10.44	0.587	0.7	7.06	679
17:12	11.95	0.45	1.35	10.43	0.587	0.65	7.08	535

Note: Condition of the well: See STATIC WATER LEVEL FORM

Field Personnel: ZS

FIELD SAMPLING REPORT

PROJECT: **RVAAP** LOCATION: **LOADLINE 1** PROJECT NO.: **030240.0006**

SAMPLE INFORMATION

WELL: LL1mw-065 SampleID: FWGLL1mw-065C-0567-GW/GF DuplID:

SplitID: RinseID:

MATRIX: WG - Ground Water SAMPLING METHOD: BP - Bladder Pump MS/MSD: N

GRAB: Y COMPOSITE: N DATE: 1/28/2008 TIME: 17:15

FIELD READINGS / OBSERVATIONS

	Turb (NTU): 530	Color:	Clear
		Odor:	None

pH: 7.08 Temperature (°C): 10.42 DO (mg/L): 0.63 Specific Conductivity (mS/cm): 0.587

GENERAL INFORMATION

SUN/OVERCAST: Overcast PERCIPITATION: N WIND DIRECTION: W AMBIENT TEMP (°F): 33

SHIPPED VIA: Lab Pickup

SHIPPED TO: Testamerica

SAMPLER: ZS Cmt:

CONTAINER		PRESERVATIVE	ANALYTICAL METHOD	ANALYSIS
SIZE/TYPE	*NUMBER*			
1L/Amber	2	4C	353.2/8330	Propellants
1L/Poly	1	HNO3	6010/6020/7470	Metals
1L/Amber	2	4C	8082	PCB
1L/Amber	2	4C	8081	Pest
1L/Amber	2	4C	8270	SVOC
250ml/Poly	1	NaOH	9012	Cyanide
40ml/Vial	3	HCl	8260	VOC
1L/Amber	1	4C	8330	Explo

MONITOR WELL PURGING FORM

PROJECT NAME: **RVAAP** PROJECT NUMBER: **030240.0006**

LOCATION: LOADLINE 1 DATE: 1/28/2008 START TIME: 12:08

WELL ID: LL1mw-079

WELL DEPTH: 41.8 INITIAL WATER LEVEL: 32.65

WELL DIAMETER SCREEN INTERVAL: 29.5 - 38.9

PUMP/PURGING DEVICE: BP - BLADDER PUMP PUMP INTAKE DEPTH: 34.2

PUMP READINGS: Throttle: 50 Recharge: 12 Discharge: 7

COMMENTS Clear Odor:None

TIME	WATER LEVEL (btoc)	PURGE RATE L/min)	VOLUME PURGED (L)	TEMP. (°C)	SPECIFIC CONDUCT. (S/cm)	DO (mg/L)	pH	Turb (NTU)
13:19	32.80	0.1	0.1	12.32	0.218	8.31	6.33	157
13:22	32.80	0.1	0.3	11.99	0.215	8.01	6.2	143
13:25	32.78	0.1	0.3	11.8	0.214	7.89	6.2	95.4
13:28	32.78	0.1	0.3	12.06	0.214	7.63	6.22	75.8

Note: Condition of the well: See STATIC WATER LEVEL FORM

Field Personnel: ZS

FIELD SAMPLING REPORT

PROJECT: **RVAAP** LOCATION: **LOADLINE 1** PROJECT NO.: **030240.0006**

SAMPLE INFORMATION

WELL: LL1mw-079 SampleID: FWGLL1mw-079C-0568-GW/GF DuplID:

SplitID: RinseID:

MATRIX: WG - Ground Water SAMPLING METHOD: BP - Bladder Pump MS/MSD: N

GRAB: Y COMPOSITE: N DATE: 1/28/2008 TIME: 13:30

FIELD READINGS / OBSERVATIONS

	Turb (NTU): 75.6	Color:	Clear
		Odor:	None

pH: 6.21 Temperature (°C): 12.04 DO (mg/L): 7.58 Specific Conductivity (mS/cm): 0.214

GENERAL INFORMATION

SUN/OVERCAST: Sunny PERCIPITATION: N WIND DIRECTION: NW AMBIENT TEMP (°F): 25

SHIPPED VIA: Lab Pickup

SHIPPED TO: Testamerica

SAMPLER: ZS Cmt:

CONTAINER		PRESERVATIVE	ANALYTICAL METHOD	ANALYSIS
SIZE/TYPE	*NUMBER*			
40ml/Vial	3	HCl	8260	VOC
1L/Amber	2	4C	8081	Pest
1L/Amber	2	4C	8082	PCB
1L/Amber	1	4C	8330	Explo
1L/Amber	1	4C	353.2/8330	Propellants
250ml/Poly	1	NaOH	9012	Cyanide
1L/Amber	2	4C	8270	SVOC
1L/Poly	1	HNO3	6010/6020/7470	Metals

MONITOR WELL PURGING FORM

PROJECT NAME: **RVAAP** PROJECT NUMBER: **030240.0006**

LOCATION: LOADLINE 2 DATE: 1/28/2008 START TIME: 11:31

WELL ID: ll2mw-060

WELL DEPTH: 20.92 INITIAL WATER LEVEL: 10.15

WELL DIAMETER SCREEN INTERVAL: 8.1 - 17.9

PUMP/PURGING DEVICE: BP - BLADDER PUMP PUMP INTAKE DEPTH: 13.0

PUMP READINGS: Throttle: 70 Recharge: 11 Discharge: 4

COMMENTS tinted Odor:None

TIME	WATER LEVEL (btoc)	PURGE RATE L/min)	VOLUME PURGED (L)	TEMP. (°C)	SPECIFIC CONDUCT. (S/cm)	DO (mg/L)	pH	Turb (NTU)
11:33	10.41	0.2	0.1	9.1	0.403	9.9	6.26	388
11:36	10.52	0.2	0.6	9.02	0.398	9	6.2	225
11:39	10.50	0.2	0.6	8.95	0.4	8.98	6.17	82.3

Note: Condition of the well: See STATIC WATER LEVEL FORM

Field Personnel: CAL

FIELD SAMPLING REPORT

PROJECT: **RVAAP** LOCATION: **LOADLINE 2** PROJECT NO.: **030240.0006**

SAMPLE INFORMATION

WELL: ll2mw-060 SampleID: FWGLL2mw-060C-0569-GW/GF DuplID:

SplitID: RinseID:

MATRIX: WG - Ground Water SAMPLING METHOD: BP - Bladder Pump MS/MSD: N

GRAB: **Y** COMPOSITE: **N** DATE: 1/28/2008 TIME: 11:45

FIELD READINGS / OBSERVATIONS

	Turb (NTU): 81.3	Color:	tinted
		Odor:	None

pH: 6.18 Temperature (°C): 8.95 DO (mg/L): 9.02 Specific Conductivity (mS/cm): 0.391

GENERAL INFORMATION

SUN/OVERCAST: Sunny PERCIPITATION: N WIND DIRECTION: E AMBIENT TEMP (°F): 25

SHIPPED VIA: Lab Pickup

SHIPPED TO: Testamerica

SAMPLER: CAL Cmt: metals filtered

CONTAINER		PRESERVATIVE	ANALYTICAL METHOD	ANALYSIS
SIZE/TYPE	*NUMBER*			
40ml/Vial	3	HCl	8260	VOC
250ml/Poly	1	NaOH	9012	Cyanide
1L/Amber	1	4C	8330	Explo
1L/Amber	2	4C	353.2/8330	Propellants
1L/Amber	2	4C	8082	PCB
1L/Amber	2	4C	8081	Pest
1L/Amber	2	4C	8270	SVOC
1L/Poly	1	HNO3	6010/6020/7470	Metals

MONITOR WELL PURGING FORM

PROJECT NAME: **RVAAP** PROJECT NUMBER: **030240.0006**

LOCATION: LOADLINE 2 DATE: 1/28/2008 START TIME: 13:40

WELL ID: LL2mw-261

WELL DEPTH: _____ INITIAL WATER LEVEL: 6.64

WELL DIAMETER _____ SCREEN INTERVAL: 9.8 - 19.8

PUMP/PURGING DEVICE: BP - BLADDER PUMP PUMP INTAKE DEPTH: 14.8

PUMP READINGS: Throttle: 30 Recharge: 10 Discharge: 5

COMMENTS Cloudy water Cloudy Odor:None

TIME	WATER LEVEL (btoc)	PURGE RATE L/min)	VOLUME PURGED (L)	TEMP. (°C)	SPECIFIC CONDUCT. (S/cm)	DO (mg/L)	pH	Turb (NTU)
13:50	7.31	0.1	1	7.9	0.505	16.56	6.19	356
13:53	7.40	0.1	0.3	8.58	0.514	12.04	6.15	618
13:58	7.40	0.1	0.5	8.64	0.514	11.21	6.15	593

Note: Condition of the well: See STATIC WATER LEVEL FORM

Field Personnel: AR

FIELD SAMPLING REPORT

PROJECT: **RVAAP** LOCATION: **LOADLINE 2** PROJECT NO.: **030240.0006**

SAMPLE INFORMATION

WELL: LL2mw-261 SampleID: FWGLL2mw-261C-0570-GW/GF DuplID:

SplitID: RinseID:

MATRIX: WG - Ground Water SAMPLING METHOD: BP - Bladder Pump MS/MSD: Y

GRAB: Y COMPOSITE: N DATE: 1/28/2008 TIME: 14:00

FIELD READINGS / OBSERVATIONS

	Turb (NTU): 526	Color:	Cloudy
		Odor:	None

pH: 6.15 Temperature (°C): 8.84 DO (mg/L): 11.22 Specific Conductivity (mS/cm): 0.514

GENERAL INFORMATION

SUN/OVERCAST: Sunny PERCIPITATION: N WIND DIRECTION: N AMBIENT TEMP (°F): 36

SHIPPED VIA: Lab Pickup

SHIPPED TO: Testamerica

SAMPLER: AR Cmt:

CONTAINER		PRESERVATIVE	ANALYTICAL METHOD	ANALYSIS
SIZE/TYPE	*NUMBER*			
1L/Amber	6	4C	353.2/8330	Propellants
250ml/Poly	3	NaOH	9012	Cyanide
1L/Amber	6	4C	8082	PCB
1L/Amber	6	4C	8270	SVOC
1L/Amber	6	4C	8081	Pest
1L/Poly	3	HNO3	6010/6020/7470	Metals
40ml/Vial	9	HCl	8260	VOC
1L/Amber	3	4C	8330	Explo

MONITOR WELL PURGING FORM

PROJECT NAME: **RVAAP** PROJECT NUMBER: **030240.0006**

LOCATION: LOADLINE 2 DATE: 1/28/2008 START TIME: 10:06

WELL ID: ll2mw-264

WELL DEPTH: 22.47 INITIAL WATER LEVEL: 6.87

WELL DIAMETER SCREEN INTERVAL: 9.8 - 19.8

PUMP/PURGING DEVICE: BP - BLADDER PUMP PUMP INTAKE DEPTH: 14.8

PUMP READINGS: Throttle: 70 Recharge: 10.5 Discharge: 4.5

COMMENTS orange Odor:None

TIME	WATER LEVEL (btoc)	PURGE RATE L/min)	VOLUME PURGED (L)	TEMP. (°C)	SPECIFIC CONDUCT. (S/cm)	DO (mg/L)	pH	Turb (NTU)
10:07	7.04	0.2	0.25	9.16	0.426	9.99	6.22	413
10:10	7.37	0.2	0.6	9.31	0.406	9.9	6.28	230
10:13	7.30	0.2	0.6	9.51	0.398	9.78	6.27	172

Note: Condition of the well: See STATIC WATER LEVEL FORM

Field Personnel: CAL

FIELD SAMPLING REPORT

PROJECT: **RVAAP** LOCATION: **LOADLINE 2** PROJECT NO.: **030240.0006**

SAMPLE INFORMATION

WELL: ll2mw-264 SampleID: FWGLL2mw-264C-0571-GW/GF DuplID:

SplitID: RinseID:

MATRIX: WG - Ground Water SAMPLING METHOD: BP - Bladder Pump MS/MSD: N

GRAB: **Y** COMPOSITE: **N** DATE: 1/28/2008 TIME: 10:20

FIELD READINGS / OBSERVATIONS

	Turb (NTU): 179	Color:	orange
		Odor:	None

pH: 6.27 Temperature (°C): 9.88 DO (mg/L): 9.99 Specific Conductivity (mS/cm): 0.397

GENERAL INFORMATION

SUN/OVERCAST: Sunny PERCIPITATION: N WIND DIRECTION: E AMBIENT TEMP (°F): 15

SHIPPED VIA: Lab Pickup

SHIPPED TO: Testamerica

SAMPLER: CAL Cmt: metals filtered

CONTAINER		PRESERVATIVE	ANALYTICAL METHOD	ANALYSIS
SIZE/TYPE	*NUMBER*			
1L/Amber	2	4C	8270	SVOC
1L/Amber	2	4C	8082	PCB
1L/Poly	1	HNO3	6010/6020/7470	Metals
40ml/Vial	3	HCl	8260	VOC
1L/Amber	1	4C	8330	Explo
1L/Amber	2	4C	8081	Pest
1L/Amber	2	4C	353.2/8330	Propellants
250ml/Poly	1	NaOH	9012	Cyanide

MONITOR WELL PURGING FORM

PROJECT NAME: **RVAAP** PROJECT NUMBER: **030240.0006**

LOCATION: LOADLINE 2 DATE: 1/28/2008 START TIME: 12:25

WELL ID: ll2mw-265

WELL DEPTH: _____ INITIAL WATER LEVEL: 9.83

WELL DIAMETER _____ SCREEN INTERVAL: 11.8 - 21.8

PUMP/PURGING DEVICE: BP - BLADDER PUMP PUMP INTAKE DEPTH: 16.8

PUMP READINGS: Throttle: 50 Recharge: 10.5 Discharge: 4.5

COMMENTS orange suspended solids orange Odor:None

TIME	WATER LEVEL (btoc)	PURGE RATE L/min)	VOLUME PURGED (L)	TEMP. (°C)	SPECIFIC CONDUCT. (S/cm)	DO (mg/L)	pH	Turb (NTU)
12:32	10.01	0.2	0.2	9.97	0.373	9.99	6.45	253
12:35	10.29	0.2	0.6	10.27	0.368	10.11	6.39	435
12:38	10.56	0.2	0.6	10.38	0.368	10.23	6.39	395

Note: Condition of the well: See STATIC WATER LEVEL FORM

Field Personnel: CAL

FIELD SAMPLING REPORT

PROJECT: **RVAAP** LOCATION: **LOADLINE 2** PROJECT NO.: **030240.0006**

SAMPLE INFORMATION

WELL: ll2mw-265 SampleID: FWGLLmw-265C-0572-GW/GF DuplID: FWGLL2mw-DUP1-0601-GW/GF

SplitID: FWGLL2mw-265C-0605s-GW/GF RinseID:

MATRIX: WG - Ground Water SAMPLING METHOD: BP - Bladder Pump MS/MSD: N

GRAB: Y COMPOSITE: N DATE: 1/28/2008 TIME: 12:45

FIELD READINGS / OBSERVATIONS

	Turb (NTU): 333	Color:	orange
		Odor:	None

pH: 6.4 Temperature (°C): 10.41 DO (mg/L): 10.33 Specific Conductivity (mS/cm): 0.369

GENERAL INFORMATION

SUN/OVERCAST: Sunny PERCIPITATION: N WIND DIRECTION: E AMBIENT TEMP (°F): 35

SHIPPED VIA: Lab PU/FedEx

SHIPPED TO: Multiple Labs

SAMPLER: CAL Cmt: split at 1245, dup listed as 1259

CONTAINER		PRESERVATIVE	ANALYTICAL METHOD	ANALYSIS
SIZE/TYPE	*NUMBER*			
40ml/Vial	8	HCl	8260	VOC
1L/Amber	5	4C	8270	SVOC
1L/Poly	3	HNO3	6010/6020/7470	Metals
250ml/Poly	3	NaOH	9012	Cyanide
1L/Amber	4	4C	353.2/8330	Propellants
1L/Amber	4	4C	8330	Explo
1L/Amber	5	4C	8081	Pest
1L/Amber	5	4C	8082	PCB

MONITOR WELL PURGING FORM

PROJECT NAME: **RVAAP** PROJECT NUMBER: **030240.0006**

LOCATION: LOADLINE 2 DATE: 1/28/2008 START TIME: 12:00

WELL ID: LL2mw-268

WELL DEPTH: 29.86 INITIAL WATER LEVEL: 14.96

WELL DIAMETER SCREEN INTERVAL: 17.3 - 27.3

PUMP/PURGING DEVICE: BP - BLADDER PUMP PUMP INTAKE DEPTH: 22.3

PUMP READINGS: Throttle: 40 Recharge: 11 Discharge: 4

COMMENTS Water cloudy, cleared up as purge continued; hard bottom. Cloudy Odor:None

TIME	WATER LEVEL (btoc)	PURGE RATE L/min)	VOLUME PURGED (L)	TEMP. (°C)	SPECIFIC CONDUCT. (S/cm)	DO (mg/L)	pH	Turb (NTU)
12:18	15.10	0.1	1	9.17	0.455	10.72	6.07	218
12:21	15.10	0.1	0.3	9.43	0.446	10.85	5.93	311
12:24	15.10	0.1	0.3	9.49	0.452	10.77	5.94	277

Note: Condition of the well: See STATIC WATER LEVEL FORM

Field Personnel: AR

FIELD SAMPLING REPORT

PROJECT: **RVAAP** LOCATION: **LOADLINE 2** PROJECT NO.: **030240.0006**

SAMPLE INFORMATION

WELL: LL2mw-268 SampleID: FWGLL2mw-268C-0573-GW/GF DuplID:

SplitID: RinseID:

MATRIX: WG - Ground Water SAMPLING METHOD: BP - Bladder Pump MS/MSD: N

GRAB: Y COMPOSITE: N DATE: 1/28/2008 TIME: 12:30

FIELD READINGS / OBSERVATIONS

	Turb (NTU): 265	Color:	Cloudy
		Odor:	None

pH: 5.96 Temperature (°C): 9.5 DO (mg/L): 10.7 Specific Conductivity (mS/cm): 0.453

GENERAL INFORMATION

SUN/OVERCAST: Sunny PERCIPITATION: N WIND DIRECTION: N AMBIENT TEMP (°F): 28

SHIPPED VIA: Lab Pickup

SHIPPED TO: Testamerica

SAMPLER: AR Cmt:

CONTAINER		PRESERVATIVE	ANALYTICAL METHOD	ANALYSIS
SIZE/TYPE	*NUMBER*			
1L/Amber	2	4C	8082	PCB
40ml/Vial	3	HCl	8260	VOC
1L/Amber	2	4C	8270	SVOC
1L/Amber	1	4C	8330	Explo
1L/Amber	2	4C	8081	Pest
250ml/Poly	1	NaOH	9012	Cyanide
1L/Amber	2	4C	353.2/8330	Propellants
1L/Poly	1	HNO3	6010/6020/7470	Metals

FIELD SAMPLING REPORT

PROJECT: **RVAAP** LOCATION: **LOADLINE 2** PROJECT NO.: **030240.0006**

SAMPLE INFORMATION

WELL: LL2mw-270 SampleID: FWGLL2mw-270C-0572-GW/GF DuplID:

SplitID: RinseID:

MATRIX: WG - Ground Water SAMPLING METHOD: BP - Bladder Pump MS/MSD: N

GRAB: Y COMPOSITE: N DATE: 1/28/2008 TIME: 10:50

FIELD READINGS / OBSERVATIONS

	Turb (NTU): 290	Color:	Cloudy
		Odor:	None

pH: 5.4 Temperature (°C): 7.38 DO (mg/L): 11.18 Specific Conductivity (mS/cm): 0.61

GENERAL INFORMATION

SUN/OVERCAST: Sunny PERCIPITATION: N WIND DIRECTION: N AMBIENT TEMP (°F): 21

SHIPPED VIA: Lab Pickup

SHIPPED TO: Testamerica

SAMPLER: AR Cmt: Water cleared up as well was purged

CONTAINER		PRESERVATIVE	ANALYTICAL METHOD	ANALYSIS
SIZE/TYPE	*NUMBER*			
1L/Amber	2	4C	8081	Pest
40ml/Vial	3	HCl	8260	VOC
1L/Amber	1	4C	8330	Explo
1L/Amber	2	4C	8082	PCB
250ml/Poly	1	NaOH	9012	Cyanide
1L/Poly	1	HNO3	6010/6020/7470	Metals
1L/Amber	2	4C	8270	SVOC
1L/Amber	2	4C	353.2/8330	Propellants

MONITOR WELL PURGING FORM

PROJECT NAME: **RVAAP** PROJECT NUMBER: **030240.0006**

LOCATION: LOADLINE 2 DATE: 1/28/2008 START TIME: 9:50

WELL ID: LL2mw-270

WELL DEPTH: 22.38 INITIAL WATER LEVEL: 8.14

WELL DIAMETER SCREEN INTERVAL: 9.8 - 19.8

PUMP/PURGING DEVICE: BP - BLADDER PUMP PUMP INTAKE DEPTH: 14.8

PUMP READINGS: Throttle: 30 Recharge: 10 Discharge: 5

COMMENTS Turbid, orangish water initially; hard bottom Cloudy Odor:None

TIME	WATER LEVEL (btoc)	PURGE RATE L/min)	VOLUME PURGED (L)	TEMP. (°C)	SPECIFIC CONDUCT. (S/cm)	DO (mg/L)	pH	Turb (NTU)
10:43	8.39	0.1	1	7.76	0.635	11.86	5.5	518
10:46	8.39	0.1	0.3	7.56	0.629	11.51	5.46	446
10:49	8.39	0.1	0.3	7.44	0.613	11.26	5.41	308

Note: Condition of the well: See STATIC WATER LEVEL FORM

Field Personnel: AR

MONITOR WELL PURGING FORM

PROJECT NAME: **RVAAP** PROJECT NUMBER: **030240.0006**

LOCATION: LOADLINE 3 DATE: 1/29/2008 START TIME: 9:00

WELL ID: LL3mw-232

WELL DEPTH: _____ INITIAL WATER LEVEL: 20.67

WELL DIAMETER _____ SCREEN INTERVAL: 26.8 - 36.8

PUMP/PURGING DEVICE: BP - BLADDER PUMP PUMP INTAKE DEPTH: 31.8

PUMP READINGS: Throttle: 50 Recharge: 13 Discharge: 2

COMMENTS Clear Odor:None

TIME	WATER LEVEL (btoc)	PURGE RATE L/min)	VOLUME PURGED (L)	TEMP. (°C)	SPECIFIC CONDUCT. (S/cm)	DO (mg/L)	pH	Turb (NTU)
9:10	21.10	0.1	1	9.61	0.718	12.22	6.12	959
9:13	21.14	0.1	0.3	9.33	0.715	10.32	6.12	801
9:16	21.17	0.1	0.3	8.9	0.707	9.82	6.13	705

Note: Condition of the well: See STATIC WATER LEVEL FORM

Field Personnel: AR

FIELD SAMPLING REPORT

PROJECT: **RVAAP** LOCATION: **LOADLINE 3** PROJECT NO.: **030240.0006**

SAMPLE INFORMATION

WELL: LL3mw-232 SampleID: FWGLL3mw-232C-0575-GW/GF DuplID:

SplitID: RinseID:

MATRIX: WG - Ground Water SAMPLING METHOD: BP - Bladder Pump MS/MSD: Y

GRAB: Y COMPOSITE: N DATE: 1/29/2008 TIME: 9:20

FIELD READINGS / OBSERVATIONS

	Turb (NTU): 676	Color:	Clear
		Odor:	None

pH: 6.14 Temperature (°C): 8.67 DO (mg/L): 9.7 Specific Conductivity (mS/cm): 0.7

GENERAL INFORMATION

SUN/OVERCAST: Overcast PERCIPITATION: N WIND DIRECTION: N AMBIENT TEMP (°F): 38

SHIPPED VIA: Lab Pickup

SHIPPED TO: Testamerica

SAMPLER: AR Cmt:

CONTAINER		PRESERVATIVE	ANALYTICAL METHOD	ANALYSIS
SIZE/TYPE	*NUMBER*			
250ml/Poly	3	NaOH	9012	Cyanide
1L/Amber	6	4C	353.2/8330	Propellants
1L/Amber	3	4C	8330	Explo
1L/Amber	6	4C	8082	PCB
1L/Amber	6	4C	8081	Pest
1L/Amber	6	4C	8270	SVOC
40ml/Vial	9	HCl	8260	VOC
1L/Poly	3	HNO3	6010/6020/7470	Metals

MONITOR WELL PURGING FORM

PROJECT NAME: **RVAAP** PROJECT NUMBER: **030240.0006**

LOCATION: LOADLINE 3 DATE: 1/29/2008 START TIME: 11:35

WELL ID: LL3mw-233

WELL DEPTH: _____ INITIAL WATER LEVEL: 25.81

WELL DIAMETER _____ SCREEN INTERVAL: 20.1 - 30.1

PUMP/PURGING DEVICE: BP - BLADDER PUMP PUMP INTAKE DEPTH: 25.1

PUMP READINGS: Throttle: 45 Recharge: 11 Discharge: 4

COMMENTS Water is cloudy Cloudy Odor:None

TIME	WATER LEVEL (btoc)	PURGE RATE L/min)	VOLUME PURGED (L)	TEMP. (°C)	SPECIFIC CONDUCT. (S/cm)	DO (mg/L)	pH	Turb (NTU)
11:53	25.90	0.1	0.3	9.65	0.437	9.22	6.08	999
11:56	26.04	0.1	0.3	9.79	0.44	8.05	5.9	999
11:59	26.10	0.1	0.3	9.97	0.452	7.82	5.81	999
12:02	26.16	0.1	0.3	10.04	0.462	7.65	5.77	999
12:05	26.21	0.1	0.3	10.06	0.476	7.65	5.75	999

Note: Condition of the well: See STATIC WATER LEVEL FORM

Field Personnel: AR

FIELD SAMPLING REPORT

PROJECT: **RVAAP** LOCATION: **LOADLINE 3** PROJECT NO.: **030240.0006**

SAMPLE INFORMATION

WELL: LL3mw-233 SampleID: FWGLL3mw-233C-0576-GW/GF DuplID:

SplitID: RinseID:

MATRIX: WG - Ground Water SAMPLING METHOD: BP - Bladder Pump MS/MSD: N

GRAB: Y COMPOSITE: N DATE: 1/29/2008 TIME: 12:10

FIELD READINGS / OBSERVATIONS

	Turb (NTU): 999	Color:	Cloudy
		Odor:	None

pH: 5.73 Temperature (°C): 10.08 DO (mg/L): 7.72 Specific Conductivity (mS/cm): 0.492

GENERAL INFORMATION

SUN/OVERCAST: Overcast PERCIPITATION: N WIND DIRECTION: N AMBIENT TEMP (°F): 40

SHIPPED VIA: Lab Pickup

SHIPPED TO: Testamerica

SAMPLER: AR Cmt:

CONTAINER		PRESERVATIVE	ANALYTICAL METHOD	ANALYSIS
SIZE/TYPE	*NUMBER*			
250ml/Poly	1	NaOH	9012	Cyanide
1L/Amber	2	4C	353.2/8330	Propellants
1L/Amber	2	4C	8081	Pest
1L/Amber	2	4C	8082	PCB
1L/Amber	2	4C	8270	SVOC
1L/Amber	1	4C	8330	Explo
1L/Poly	1	HNO3	6010/6020/7470	Metals
40ml/Vial	3	HCl	8260	VOC

MONITOR WELL PURGING FORM

PROJECT NAME: **RVAAP** PROJECT NUMBER: **030240.0006**

LOCATION: LOADLINE 3 DATE: 1/29/2008 START TIME: 8:55

WELL ID: ll3mw-234

WELL DEPTH: _____ INITIAL WATER LEVEL: 10.24

WELL DIAMETER _____ SCREEN INTERVAL: 9.8 - 19.8

PUMP/PURGING DEVICE: BP - BLADDER PUMP PUMP INTAKE DEPTH: 14.8

PUMP READINGS: Throttle: 70 Recharge: 12 Discharge: 3

COMMENTS orange tint, clear globuals Odor:None

TIME	WATER LEVEL (btoc)	PURGE RATE L/min)	VOLUME PURGED (L)	TEMP. (°C)	SPECIFIC CONDUCT. (S/cm)	DO (mg/L)	pH	Turb (NTU)
9:00	10.30	0.21	0.2	12.46	0.01	15.08	3.98	142
9:03	10.71	0.2	0.6	11.37	0.011	14.41	3.95	143
9:06	10.99	0.2	0.6	10.54	0.012	14.59	3.96	142
9:09	11.40	0.2	0.6	10.05	0.01	14.09	3.96	141
9:12	11.70	0.2	0.6	9.97	0.01	13.96	3.96	141

Note: Condition of the well: See STATIC WATER LEVEL FORM

Field Personnel: CAL

FIELD SAMPLING REPORT

PROJECT: **RVAAP** LOCATION: **LOADLINE 3** PROJECT NO.: **030240.0006**

SAMPLE INFORMATION

WELL: ll3mw-234 SampleID: FWGLL3mw-234C-0577-GW/GF DuplID: FWGLL3mw-DUP2-0602-GW/GF

SplitID: FWGLL3mw-234C-0606s-GW/GF RinseID:

MATRIX: WG - Ground Water SAMPLING METHOD: BP - Bladder Pump MS/MSD: N

GRAB: Y COMPOSITE: N DATE: 1/29/2008 TIME: 9:20

FIELD READINGS / OBSERVATIONS

	Turb (NTU):	141	Color: tint, clear globuals
			Odor: None

pH: 3.95 Temperature (°C): 9.92 DO (mg/L): 12.77 Specific Conductivity (mS/cm): 0.01

GENERAL INFORMATION

SUN/OVERCAST: Overcast PERCIPITATION: N WIND DIRECTION: NW AMBIENT TEMP (°F): 40

SHIPPED VIA: Lab PU/FedEx

SHIPPED TO: Multiple Labs

SAMPLER: CAL Cmt: dup timed at 945, metals filtered, correct split bottle number

CONTAINER		PRESERVATIVE	ANALYTICAL METHOD	ANALYSIS
SIZE/TYPE	*NUMBER*			
1L/Amber	5	4C	8270	SVOC
1L/Amber	4	4C	8081	Pest
1L/Amber	5	4C	8082	PCB
1L/Poly	3	HNO3	6010/6020/7470	Metals
1L/Amber	5	4C	353.2/8330	Propellants
250ml/Poly	3	NaOH	9012	Cyanide
1L/Amber	3	4C	8330	Explo
40ml/Vial	8	HCl	8260	VOC

MONITOR WELL PURGING FORM

PROJECT NAME: **RVAAP** PROJECT NUMBER: **030240.0006**

LOCATION: LOADLINE 3 DATE: 1/31/2008 START TIME: 11:15

WELL ID: ll3mw-235

WELL DEPTH: _____ INITIAL WATER LEVEL: 19.05

WELL DIAMETER _____ SCREEN INTERVAL: 10.1 - 20.1

PUMP/PURGING DEVICE: BP - BLADDER PUMP PUMP INTAKE DEPTH: 15.1

PUMP READINGS: Throttle: 40 Recharge: 13 Discharge: 2

COMMENTS turn down controller during purge, orange, hi turb, clean up with purge orange Odor:None

TIME	WATER LEVEL (btoc)	PURGE RATE L/min)	VOLUME PURGED (L)	TEMP. (°C)	SPECIFIC CONDUCT. (S/cm)	DO (mg/L)	pH	Turb (NTU)
11:17	19.45	0.1	0.1	7.81	0.0406	16.9	6.42	999
11:20	19.50	0.1	0.3	8.2	0.0397	16.99	6.31	999
11:23	19.77	0.1	0.3	8.22	0.0397	16.99	6.27	999
11:26	20.49	0.1	0.3	8.26	0.0395	16.45	6.24	999

Note: Condition of the well: See STATIC WATER LEVEL FORM

Field Personnel: CAL

FIELD SAMPLING REPORT

PROJECT: **RVAAP** LOCATION: **LOADLINE 3** PROJECT NO.: **030240.0006**

SAMPLE INFORMATION

WELL: ll3mw-235 SampleID: FWGLL3mw-235C-0578-GW/GF DuplID:

SplitID: RinseID:

MATRIX: WG - Ground Water SAMPLING METHOD: BP - Bladder Pump MS/MSD: N

GRAB: Y COMPOSITE: N DATE: 1/31/2008 TIME: 11:40

FIELD READINGS / OBSERVATIONS

	Turb (NTU): 900	Color:	orange
		Odor:	None

pH: 6.2 Temperature (°C): 7.92 DO (mg/L): 17.68 Specific Conductivity (mS/cm): 0.0395

GENERAL INFORMATION

SUN/OVERCAST: Sunny PERCIPITATION: N WIND DIRECTION: SW AMBIENT TEMP (°F): 20

SHIPPED VIA: Lab Pickup

SHIPPED TO: Testamerica

SAMPLER: CAL Cmt: hi turbidity, low water level, less than full volumes on propellants and metals

CONTAINER		PRESERVATIVE	ANALYTICAL METHOD	ANALYSIS
SIZE/TYPE	*NUMBER*			
1L/Amber	2	4C	353.2/8330	Propellants
1L/Amber	2	4C	8082	PCB
1L/Poly	1	HNO3	6010/6020/7470	Metals
250ml/Poly	1	NaOH	9012	Cyanide
40ml/Vial	3	HCl	8260	VOC
1L/Amber	2	4C	8270	SVOC
1L/Amber	2	4C	8081	Pest
1L/Amber	1	4C	8330	Explo

MONITOR WELL PURGING FORM

PROJECT NAME: **RVAAP** PROJECT NUMBER: **030240.0006**

LOCATION: LOADLINE 3 DATE: 1/29/2008 START TIME: 12:26

WELL ID: ll3mw-237

WELL DEPTH: _____ INITIAL WATER LEVEL: 15.58

WELL DIAMETER _____ SCREEN INTERVAL: 12.7 - 22.7

PUMP/PURGING DEVICE: BP - BLADDER PUMP PUMP INTAKE DEPTH: 17.7

PUMP READINGS: Throttle: 60 Recharge: 11.5 Discharge: 3.5

COMMENTS black suspended solids tint Odor:None

TIME	WATER LEVEL (btoc)	PURGE RATE L/min)	VOLUME PURGED (L)	TEMP. (°C)	SPECIFIC CONDUCT. (S/cm)	DO (mg/L)	pH	Turb (NTU)
12:33	15.77	0.15	0.25	10.85	0.31	17.9	6.04	155
12:36	16.01	0.15	0.45	11.07	0.306	17.84	6.13	181
12:39	16.50	0.15	0.45	11.04	0.306	17.62	6.18	278
12:42	16.73	0.15	0.45	10.98	0.311	17.12	6.19	214

Note: Condition of the well: See STATIC WATER LEVEL FORM

Field Personnel: CAL

FIELD SAMPLING REPORT

PROJECT: **RVAAP** LOCATION: **LOADLINE 3** PROJECT NO.: **030240.0006**

SAMPLE INFORMATION

WELL: ll3mw-237 SampleID: FWGLL3mw-2437C-0579-GW/GF DuplID:

SplitID: RinseID:

MATRIX: WG - Ground Water SAMPLING METHOD: BP - Bladder Pump MS/MSD: N

GRAB: Y COMPOSITE: N DATE: 1/29/2008 TIME: 13:00

FIELD READINGS / OBSERVATIONS

	Turb (NTU): 208	Color:	tint
		Odor:	None

pH: 6.21 Temperature (°C): 10.88 DO (mg/L): 15.94 Specific Conductivity (mS/cm): 0.312

GENERAL INFORMATION

SUN/OVERCAST: Overcast PERCIPITATION: Y WIND DIRECTION: NW AMBIENT TEMP (°F): 38

SHIPPED VIA: Lab Pickup

SHIPPED TO: Testamerica

SAMPLER: CAL Cmt: brown tinted

CONTAINER		PRESERVATIVE	ANALYTICAL METHOD	ANALYSIS
SIZE/TYPE	*NUMBER*			
250ml/Poly	1	NaOH	9012	Cyanide
1L/Amber	2	4C	8081	Pest
1L/Amber	2	4C	8082	PCB
1L/Amber	2	4C	353.2/8330	Propellants
1L/Poly	1	HNO3	6010/6020/7470	Metals
1L/Amber	1	4C	8330	Explo
40ml/Vial	3	HCl	8260	VOC
1L/Amber	2	4C	8270	SVOC

MONITOR WELL PURGING FORM

PROJECT NAME: **RVAAP** PROJECT NUMBER: **030240.0006**

LOCATION: LOADLINE 3 DATE: 1/29/2008 START TIME: 11:09

WELL ID: ll3mw-240

WELL DEPTH: _____ INITIAL WATER LEVEL: 28.78

WELL DIAMETER _____ SCREEN INTERVAL: 24.4 - 34.4

PUMP/PURGING DEVICE: BP - BLADDER PUMP PUMP INTAKE DEPTH: 29.4

PUMP READINGS: Throttle: 70 Recharge: 11 Discharge: 4

COMMENTS cloudy tint Odor:None

TIME	WATER LEVEL (btoc)	PURGE RATE L/min)	VOLUME PURGED (L)	TEMP. (°C)	SPECIFIC CONDUCT. (S/cm)	DO (mg/L)	pH	Turb (NTU)
11:20	28.80	0.2	0.2	8.97	0.01	17.78	5.66	111
11:23	28.85	0.2	0.6	9.79	0.01	16.81	5.61	113
11:26	28.80	0.2	0.6	10.19	0.01	15.32	5.6	116
11:29	28.81	0.2	0.6	10.5	0.01	14.99	5.6	116

Note: Condition of the well: See STATIC WATER LEVEL FORM

Field Personnel: CAL

FIELD SAMPLING REPORT

PROJECT: **RVAAP** LOCATION: **LOADLINE 3** PROJECT NO.: **030240.0006**

SAMPLE INFORMATION

WELL: *ll3mw-240* SampleID: *FWGLL3mw-240C-0580-GW/GF* DuplID: _____

SplitID: _____ RinseID: _____

MATRIX: WG - Ground Water SAMPLING METHOD: BP - Bladder Pump MS/MSD: N

GRAB: Y COMPOSITE: N DATE: 1/29/2008 TIME: 11:45

FIELD READINGS / OBSERVATIONS

	Turb (NTU): 117	Color:	tint
		Odor:	None

pH: 5.65 Temperature (°C): 10.61 DO (mg/L): 13.48 Specific Conductivity (mS/cm): 0.01

GENERAL INFORMATION

SUN/OVERCAST: Overcast PERCIPITATION: Y WIND DIRECTION: W AMBIENT TEMP (°F): 44

SHIPPED VIA: Lab Pickup

SHIPPED TO: Testamerica

SAMPLER: CAL Cmt: correct bottles

CONTAINER		PRESERVATIVE	ANALYTICAL METHOD	ANALYSIS
SIZE/TYPE	*NUMBER*			
1L/Amber	2	4C	8270	SVOC
1L/Amber	2	4C	8081	Pest
1L/Amber	2	4C	8082	PCB
1L/Amber	1	4C	8330	Explo
250ml/Poly	1	NaOH	9012	Cyanide
1L/Poly	1	HNO3	6010/6020/7470	Metals
1L/Amber	2	4C	353.2/8330	Propellants
40ml/Vial	3	HCl	8260	VOC

MONITOR WELL PURGING FORM

PROJECT NAME: **RVAAP** PROJECT NUMBER: **030240.0006**

LOCATION: LOADLINE 3 DATE: 1/29/2008 START TIME: 13:30

WELL ID: LL3mw-241

WELL DEPTH: _____ INITIAL WATER LEVEL: 10.89

WELL DIAMETER _____ SCREEN INTERVAL: 12.7 - 22.7

PUMP/PURGING DEVICE: BP - BLADDER PUMP PUMP INTAKE DEPTH: 17.7

PUMP READINGS: Throttle: 45 Recharge: 10 Discharge: 5

COMMENTS Clear Odor:None

TIME	WATER LEVEL (btoc)	PURGE RATE L/min)	VOLUME PURGED (L)	TEMP. (°C)	SPECIFIC CONDUCT. (S/cm)	DO (mg/L)	pH	Turb (NTU)
13:33	11.71	0.1	1	8.94	0.2	11.7	5.53	328
13:36	12.05	0.1	0.3	8.96	0.2	11.53	5.49	268
13:39	12.21	0.1	0.3	9.08	0.2	11.35	5.5	240

Note: Condition of the well: See STATIC WATER LEVEL FORM

Field Personnel: AR

FIELD SAMPLING REPORT

PROJECT: **RVAAP** LOCATION: **LOADLINE 3** PROJECT NO.: **030240.0006**

SAMPLE INFORMATION

WELL: LL3mw-241 SampleID: FWGLL3mw-241C-0581-GW/GF DuplID:

SplitID: RinseID: FWGEQUIPRinse2-0610-GW

MATRIX: WG - Ground Water SAMPLING METHOD: BP - Bladder Pump MS/MSD: N

GRAB: Y COMPOSITE: N DATE: 1/29/2008 TIME: 13:40

FIELD READINGS / OBSERVATIONS

	Turb (NTU): 232	Color:	Clear
		Odor:	None

pH: 5.48 Temperature (°C): 9.11 DO (mg/L): 11.25 Specific Conductivity (mS/cm): 0.2

GENERAL INFORMATION

SUN/OVERCAST: Overcast PERCIPITATION: Y WIND DIRECTION: N AMBIENT TEMP (°F): 40

SHIPPED VIA: Lab Pickup

SHIPPED TO: Testamerica

SAMPLER: AR Cmt: Rinse at 1440

CONTAINER		PRESERVATIVE	ANALYTICAL METHOD	ANALYSIS
SIZE/TYPE	*NUMBER*			
1L/Amber	2	4C	8081	Pest
1L/Poly	1	HNO3	6010/6020/7470	Metals
40ml/Vial	3	HCl	8260	VOC
1L/Amber	1	4C	353.2/8330	Propellants
250ml/Poly	1	NaOH	9012	Cyanide
1L/Amber	2	4C	8330	Explo
1L/Amber	2	4C	8082	PCB
1L/Amber	2	4C	8270	SVOC

MONITOR WELL PURGING FORM

PROJECT NAME: **RVAAP** PROJECT NUMBER: **030240.0006**

LOCATION: LOADLINE 3 DATE: 1/28/2008 START TIME: 14:38

WELL ID: ll3mw-243

WELL DEPTH: INITIAL WATER LEVEL: 13.59

WELL DIAMETER SCREEN INTERVAL: 13.8 - 23.8

PUMP/PURGING DEVICE: BP - BLADDER PUMP PUMP INTAKE DEPTH: 18.8

PUMP READINGS: Throttle: 50 Recharge: 12.5 Discharge: 2.5

COMMENTS Clear Odor:None

TIME	WATER LEVEL (btoc)	PURGE RATE L/min)	VOLUME PURGED (L)	TEMP. (°C)	SPECIFIC CONDUCT. (S/cm)	DO (mg/L)	pH	Turb (NTU)
14:43	13.65	0.15	0.1	10.59	0.183	9.87	5.6	26.4
14:46	13.73	0.1	0.2	10.61	0.183	9.9	5.57	20.2
14:49	13.79	0.1	0.2	10.61	0.182	9.71	5.53	20.1
14:52	13.85	0.1	0.3	10.63	0.182	11.9	5.54	20

Note: Condition of the well: See STATIC WATER LEVEL FORM

Field Personnel: CAL

FIELD SAMPLING REPORT

PROJECT: **RVAAP** LOCATION: **LOADLINE 3** PROJECT NO.: **030240.0006**

SAMPLE INFORMATION

WELL: LL3mw-243 SampleID: FWGLL3mw-243C-0582-GW/GF DuplID:

SplitID: RinseID:

MATRIX: WG - Ground Water SAMPLING METHOD: BP - Bladder Pump MS/MSD: N

GRAB: **Y** COMPOSITE: **N** DATE: 1/28/2008 TIME: 15:00

FIELD READINGS / OBSERVATIONS

	Turb (NTU): 20	Color:	Clear
		Odor:	None

pH: 5.55 Temperature (°C): 10.61 DO (mg/L): 10.89 Specific Conductivity (mS/cm): 0.182

GENERAL INFORMATION

SUN/OVERCAST: Overcast PERCIPITATION: N WIND DIRECTION: W AMBIENT TEMP (°F): 3

SHIPPED VIA: Lab Pickup

SHIPPED TO: Testamerica

SAMPLER: CAL Cmt:

CONTAINER		PRESERVATIVE	ANALYTICAL METHOD	ANALYSIS
SIZE/TYPE	*NUMBER*			
1L/Amber	2	4C	8081	Pest
250ml/Poly	1	NaOH	9012	Cyanide
1L/Amber	2	4C	353.2/8330	Propellants
1L/Amber	1	4C	8082	PCB
1L/Amber	2	4C	8270	SVOC
40ml/Vial	3	HCl	8260	VOC
1L/Poly	1	HNO3	6010/6020/7470	Metals
1L/Amber	1	4C	8330	Explo

MONITOR WELL PURGING FORM

PROJECT NAME: **RVAAP** PROJECT NUMBER: **030240.0006**

LOCATION: LOADLINE 4 DATE: 1/29/2008 START TIME: 9:30

WELL ID: LL4mw-193

WELL DEPTH: 24.2 INITIAL WATER LEVEL: 7.27

WELL DIAMETER SCREEN INTERVAL: 11.3 - 21.3

PUMP/PURGING DEVICE: BP - BLADDER PUMP PUMP INTAKE DEPTH: 16.3

PUMP READINGS: Throttle: 50 Recharge: 13 Discharge: 2

COMMENTS 6.70 with pump in well brownish Odor:None

TIME	WATER LEVEL (btoc)	PURGE RATE L/min)	VOLUME PURGED (L)	TEMP. (°C)	SPECIFIC CONDUCT. (S/cm)	DO (mg/L)	pH	Turb (NTU)
9:59	8.63	0.1	0.1	8.2	0.76	1.77	6.74	516
10:02	8.63	0.1	0.3	8.05	0.76	1.26	6.76	480
10:05	8.63	0.1	0.3	7.96	0.761	1.09	6.81	451

Note: Condition of the well: See STATIC WATER LEVEL FORM

Field Personnel: ZS

FIELD SAMPLING REPORT

PROJECT: **RVAAP** LOCATION: **LOADLINE 4** PROJECT NO.: **030240.0006**

SAMPLE INFORMATION

WELL: LL4mw-193 SampleID: FWGLL4mw-193C-0583-GW/GF DuplID:

SplitID: RinseID:

MATRIX: WG - Ground Water SAMPLING METHOD: BP - Bladder Pump MS/MSD: N

GRAB: Y COMPOSITE: N DATE: 1/29/2008 TIME: 10:10

FIELD READINGS / OBSERVATIONS

	Turb (NTU): 430	Color:	brownish
		Odor:	None

pH: 6.86 Temperature (°C): 7.93 DO (mg/L): 0.97 Specific Conductivity (mS/cm): 0.76

GENERAL INFORMATION

SUN/OVERCAST: Overcast PERCIPITATION: N WIND DIRECTION: NW AMBIENT TEMP (°F): 30

SHIPPED VIA: Lab Pickup

SHIPPED TO: Testamerica

SAMPLER: ZS Cmt:

CONTAINER		PRESERVATIVE	ANALYTICAL METHOD	ANALYSIS
SIZE/TYPE	*NUMBER*			
1L/Poly	1	HNO3	6010/6020/7470	Metals
250ml/Poly	1	NaOH	9012	Cyanide
1L/Amber	1	4C	353.2/8330	Propellants
1L/Amber	1	4C	8330	Explo
1L/Amber	2	4C	8082	PCB
1L/Amber	2	4C	8081	Pest
40ml/Vial	3	HCl	8260	VOC
1L/Amber	2	4C	8270	SVOC

MONITOR WELL PURGING FORM

PROJECT NAME: **RVAAP** PROJECT NUMBER: **030240.0006**

LOCATION: LOADLINE 4 DATE: 1/29/2008 START TIME: 14:57

WELL ID: LL4mw-194

WELL DEPTH: 23.51 INITIAL WATER LEVEL: 7.99

WELL DIAMETER SCREEN INTERVAL: 11.3 - 21.3

PUMP/PURGING DEVICE: BP - BLADDER PUMP PUMP INTAKE DEPTH: 16.3

PUMP READINGS: Throttle: 50 Recharge: 11 Discharge: 6

COMMENTS BROWN Odor:None

TIME	WATER LEVEL (btoc)	PURGE RATE L/min)	VOLUME PURGED (L)	TEMP. (°C)	SPECIFIC CONDUCT. (S/cm)	DO (mg/L)	pH	Turb (NTU)
15:17	8.50	0.11	0.1	11.24	0.758	2.47	7.29	5999
15:20	8.50	0.11	0.33	10.31	0.742	1.8	7.19	5999
15:23	8.50	0.11	0.33	9.29	0.732	1.4	7.16	5999
15:26	8.50	0.11	0.33	8.71	0.727	1.35	7.12	5999

Note: Condition of the well: See STATIC WATER LEVEL FORM

Field Personnel: ZS

FIELD SAMPLING REPORT

PROJECT: **RVAAP** LOCATION: **LOADLINE 4** PROJECT NO.: **030240.0006**

SAMPLE INFORMATION

WELL: LL4mw-194 SampleID: FWGLL4mw-194C-0584-GW/GF DuplID:

SplitID: RinseID:

MATRIX: WG - Ground Water SAMPLING METHOD: BP - Bladder Pump MS/MSD: N

GRAB: Y COMPOSITE: N DATE: 1/29/2008 TIME: 15:30

FIELD READINGS / OBSERVATIONS

	Turb (NTU): 5999	Color:	BROWN
		Odor:	None

pH: 7.11 Temperature (°C): 8.31 DO (mg/L): 1.4 Specific Conductivity (mS/cm): 0.725

GENERAL INFORMATION

SUN/OVERCAST: Overcast PERCIPITATION: Y WIND DIRECTION: NW AMBIENT TEMP (°F): 35

SHIPPED VIA: Lab Pickup

SHIPPED TO: Testamerica

SAMPLER: ZS Cmt:

CONTAINER		PRESERVATIVE	ANALYTICAL METHOD	ANALYSIS
SIZE/TYPE	*NUMBER*			
1L/Amber	1	4C	8330	Explo
1L/Poly	1	HNO3	6010/6020/7470	Metals
250ml/Poly	1	NaOH	9012	Cyanide
40ml/Vial	3	HCl	8260	VOC
1L/Amber	2	4C	8270	SVOC
1L/Amber	2	4C	8081	Pest
1L/Amber	2	4C	8082	PCB
1L/Amber	1	4C	353.2/8330	Propellants

MONITOR WELL PURGING FORM

PROJECT NAME: **RVAAP** PROJECT NUMBER: **030240.0006**

LOCATION: LOADLINE 4 DATE: 1/29/2008 START TIME: 12:02

WELL ID: LL4mw-195

WELL DEPTH: 22.76 INITIAL WATER LEVEL: 9.7

WELL DIAMETER SCREEN INTERVAL: 10.3 - 20.3

PUMP/PURGING DEVICE: BP - BLADDER PUMP PUMP INTAKE DEPTH: 15.3

PUMP READINGS: Throttle: 49 Recharge: 10 Discharge: 5

COMMENTS 9.80 with pump in well... brownish Odor:None

TIME	WATER LEVEL (btoc)	PURGE RATE L/min)	VOLUME PURGED (L)	TEMP. (°C)	SPECIFIC CONDUCT. (S/cm)	DO (mg/L)	pH	Turb (NTU)
12:28	10.01	0.1	0.1	7.85	1.306	3.5	6.97	1106
12:31	10.01	0.1	0.3	7.8	1.317	2.94	6.81	1045
12:34	10.01	0.1	0.3	7.65	1.326	2.64	6.72	880
12:37	10.01	0.1	0.3	7.56	1.33	2.44	6.67	754
12:40	10.01	0.1	0.3	8.17	1.332	1.67	6.64	630

Note: Condition of the well: See STATIC WATER LEVEL FORM

Field Personnel: ZS

FIELD SAMPLING REPORT

PROJECT: **RVAAP** LOCATION: **LOADLINE 4** PROJECT NO.: **030240.0006**

SAMPLE INFORMATION

WELL: LL4mw-195 SampleID: FWGLL4mw-195C-0585-GW/GF DuplID:

SplitID: RinseID:

MATRIX: WG - Ground Water SAMPLING METHOD: BP - Bladder Pump MS/MSD: N

GRAB: Y COMPOSITE: N DATE: 1/29/2008 TIME: 12:45

FIELD READINGS / OBSERVATIONS

	Turb (NTU): 423	Color:	brownish
		Odor:	None

pH: 6.62 Temperature (°C): 8.42 DO (mg/L): 1.28 Specific Conductivity (mS/cm): 35

GENERAL INFORMATION

SUN/OVERCAST: Overcast PERCIPITATION: Y WIND DIRECTION: NW AMBIENT TEMP (°F): 34

SHIPPED VIA: Lab Pickup

SHIPPED TO: Testamerica

SAMPLER: ZS Cmt:

CONTAINER		PRESERVATIVE	ANALYTICAL METHOD	ANALYSIS
SIZE/TYPE	*NUMBER*			
1L/Poly	1	HNO3	6010/6020/7470	Metals
1L/Amber	1	4C	353.2/8330	Propellants
1L/Amber	1	4C	8330	Explo
1L/Amber	2	4C	8082	PCB
1L/Amber	2	4C	8081	Pest
250ml/Poly	1	NaOH	9012	Cyanide
1L/Amber	2	4C	8270	SVOC
40ml/Vial	3	HCl	8260	VOC

MONITOR WELL PURGING FORM

PROJECT NAME: **RVAAP** PROJECT NUMBER: **030240.0006**

LOCATION: LOADLINE 4 DATE: 1/30/2008 START TIME: 8:24

WELL ID: LL4mw-200

WELL DEPTH: 25.15 INITIAL WATER LEVEL: 17.84

WELL DIAMETER SCREEN INTERVAL: 12.6 - 22.6

PUMP/PURGING DEVICE: BP - BLADDER PUMP PUMP INTAKE DEPTH: 17.6

PUMP READINGS: Throttle: 50 Recharge: 10 Discharge: 5

COMMENTS began pumping 0847... Clear Odor:None

TIME	WATER LEVEL (btoc)	PURGE RATE L/min)	VOLUME PURGED (L)	TEMP. (°C)	SPECIFIC CONDUCT. (S/cm)	DO (mg/L)	pH	Turb (NTU)
8:59	18.18	0.32	0.1	9.04	1.131	2.11	6.72	160
9:02	18.18	0.32	0.96	8.12	1.125	1.49	6.67	69.2
9:05	18.18	0.32	0.96	7.84	1.111	1.36	6.68	27
9:08	18.18	0.32	0.96	8.1	1.103	1.28	6.68	11.7

Note: Condition of the well: See STATIC WATER LEVEL FORM

Field Personnel: ZS

FIELD SAMPLING REPORT

PROJECT: **RVAAP** LOCATION: **LOADLINE 4** PROJECT NO.: **030240.0006**

SAMPLE INFORMATION

WELL: LL4mw-200 SampleID: FWGLL4mw-200C-0586-GW/GF DuplID:

SplitID: RinseID:

MATRIX: WG - Ground Water SAMPLING METHOD: BP - Bladder Pump MS/MSD: N

GRAB: Y COMPOSITE: N DATE: 1/30/2008 TIME: 9:10

FIELD READINGS / OBSERVATIONS

	Turb (NTU): 0	Color:	Clear
		Odor:	None

pH: Temperature (°C): DO (mg/L): 0 Specific Conductivity (mS/cm):

GENERAL INFORMATION

SUN/OVERCAST: Sunny PERCIPITATION: N WIND DIRECTION: NE AMBIENT TEMP (°F): 16

SHIPPED VIA: Lab Pickup

SHIPPED TO: Testamerica

SAMPLER: ZS Cmt:

CONTAINER		PRESERVATIVE	ANALYTICAL METHOD	ANALYSIS
SIZE/TYPE	*NUMBER*			
40ml/Vial	3	HCl	8260	VOC
1L/Amber	2	4C	8270	SVOC

MONITOR WELL PURGING FORM

PROJECT NAME: **RVAAP** PROJECT NUMBER: **030240.0006**

LOCATION: LOADLINE 12 DATE: 1/31/2008 START TIME: 8:45

WELL ID: LL12mw-088

WELL DEPTH: _____ INITIAL WATER LEVEL: 7.1

WELL DIAMETER _____ SCREEN INTERVAL: 14.8 - 24.8

PUMP/PURGING DEVICE: BP - BLADDER PUMP PUMP INTAKE DEPTH: 19.8

PUMP READINGS: Throttle: 35 Recharge: 10 Discharge: 5

COMMENTS Clear Odor:None

TIME	WATER LEVEL (btoc)	PURGE RATE L/min)	VOLUME PURGED (L)	TEMP. (°C)	SPECIFIC CONDUCT. (S/cm)	DO (mg/L)	pH	Turb (NTU)
9:02	7.52	0.1	0.2	7.8	0.98	10.13	7.2	7.2
9:05	7.94	0.1	0.3	7.85	0.97	9.63	7.97	0
9:08	8.32	0.1	0.3	7.98	0.94	9.86	8.27	0
9:11	8.63	0.1	0.3	8.08	0.864	9.66	8.52	0
9:14	8.94	0.1	0.3	8.16	0.767	9.85	8.63	5.6
9:17	9.23	0.1	0.3	8.24	0.705	9.93	8.71	14.9
9:20	9.79	0.1	0.3	8.21	0.572	10.01	8.85	40.1
9:23	10.20	0.1	0.3	8.19	0.545	10.22	8.88	30.9
9:26	10.64	0.1	0.3	8.29	0.5	10.13	8.88	28.2
9:29	11.10	0.1	0.3	8.41	0.491	9.87	8.84	29.4

Note: Condition of the well: See STATIC WATER LEVEL FORM

Field Personnel: AR

FIELD SAMPLING REPORT

PROJECT: **RVAAP** LOCATION: **LOADLINE 12** PROJECT NO.: **030240.0006**

SAMPLE INFORMATION

WELL: LL12mw-088 SampleID: FWGLL12mw-088C-0587-GW/GF DuplID:

SplitID: RinseID:

MATRIX: WG - Ground Water SAMPLING METHOD: BP - Bladder Pump MS/MSD: Y

GRAB: Y COMPOSITE: N DATE: 1/31/2008 TIME: 9:35

FIELD READINGS / OBSERVATIONS

	Turb (NTU): 128.4	Color:	Clear
		Odor:	None

pH: 8.81 Temperature (°C): 8.52 DO (mg/L): 9.97 Specific Conductivity (mS/cm): 0.489

GENERAL INFORMATION

SUN/OVERCAST: Sunny PERCIPITATION: N WIND DIRECTION: N AMBIENT TEMP (°F): 15

SHIPPED VIA: Lab Pickup

SHIPPED TO: Testamerica

SAMPLER: AR Cmt:

CONTAINER		PRESERVATIVE	ANALYTICAL METHOD	ANALYSIS
SIZE/TYPE	*NUMBER*			
1L/Poly	3	HNO3	6010/6020/7470	Metals
1L/Amber	6	4C	8081	Pest
250ml/Poly	3	H2SO4	353.2	NO3/NO2
1L/Amber	3	4C	8330	Explo
1L/Amber	6	4C	353.2/8330	Propellants
1L/Amber	6	4C	8270	SVOC
250ml/Poly	3	NaOH	9012	Cyanide
40ml/Vial	9	HCl	8260	VOC
1L/Amber	6	4C	8082	PCB

MONITOR WELL PURGING FORM

PROJECT NAME: **RVAAP** PROJECT NUMBER: **030240.0006**

LOCATION: LOADLINE 12 DATE: 1/31/2008 START TIME: 8:54

WELL ID: ll12mw-107

WELL DEPTH: _____ INITIAL WATER LEVEL: 9.99

WELL DIAMETER _____ SCREEN INTERVAL: 20.7 - 30.7

PUMP/PURGING DEVICE: BP - BLADDER PUMP PUMP INTAKE DEPTH: 25.7

PUMP READINGS: Throttle: 50 Recharge: 12.5 Discharge: 2.5

COMMENTS orange orange Odor:None

TIME	WATER LEVEL (btoc)	PURGE RATE L/min)	VOLUME PURGED (L)	TEMP. (°C)	SPECIFIC CONDUCT. (S/cm)	DO (mg/L)	pH	Turb (NTU)
9:02	10.21	0.1	0.25	9.89	0.0097	16.99	7.05	990
9:05	10.75	0.1	0.3	10.25	0.0099	17.3	7.32	999
9:08	11.13	0.1	0.3	10.28	0.0101	17.21	7.4	750
9:11	11.89	0.1	0.3	10.33	0.01	17	7.4	488

Note: Condition of the well: See STATIC WATER LEVEL FORM

Field Personnel: CAL

FIELD SAMPLING REPORT

PROJECT: **RVAAP** LOCATION: **LOADLINE 12** PROJECT NO.: **030240.0006**

SAMPLE INFORMATION

WELL: ll12mw-107 SampleID: FWGLL12mw-107C-0588-GW/GF DuplID: FWGLL12mw-DUP3-0603-GW/GF

SplitID: FWGLL12mw-107C-0607s-GW/GF RinseID:

MATRIX: WG - Ground Water SAMPLING METHOD: BP - Bladder Pump MS/MSD: N

GRAB: Y COMPOSITE: N DATE: 1/31/2008 TIME: 9:30

FIELD READINGS / OBSERVATIONS

	Turb (NTU): 412	Color:	orange
		Odor:	None

pH: 7.41 Temperature (°C): 10.39 DO (mg/L): 16.9 Specific Conductivity (mS/cm): 0.01

GENERAL INFORMATION

SUN/OVERCAST: Sunny PERCIPITATION: N WIND DIRECTION: W AMBIENT TEMP (°F): 15

SHIPPED VIA: Lab PU/FedEx

SHIPPED TO: Multiple Labs

SAMPLER: CAL Cmt:

CONTAINER		PRESERVATIVE	ANALYTICAL METHOD	ANALYSIS
SIZE/TYPE	*NUMBER*			
1L/Amber	5	4C	8082	PCB
40ml/Vial	8	HCl	8260	VOC
1L/Amber	5	4C	8270	SVOC
1L/Amber	5	4C	8081	Pest
1L/Amber	3	4C	8330	Explo
250ml/Poly	3	NaOH	9012	Cyanide
1L/Poly	3	HNO3	6010/6020/7470	Metals
250ml/Poly	3	H2SO4	353.2	NO3/NO2
1L/Amber	5	4C	353.2/8330	Propellants

MONITOR WELL PURGING FORM

PROJECT NAME: **RVAAP** PROJECT NUMBER: **030240.0006**

LOCATION: LOADLINE 12 DATE: 1/30/2008 START TIME: 12:30

WELL ID: LL12mw-113

WELL DEPTH: 18.35 INITIAL WATER LEVEL: 5.55

WELL DIAMETER SCREEN INTERVAL: 12.3 - 22.3

PUMP/PURGING DEVICE: BP - BLADDER PUMP PUMP INTAKE DEPTH: 17.3

PUMP READINGS: Throttle: 50 Recharge: 12.5 Discharge: 2.5

COMMENTS 1256 BEGAN PUMPING...5.20 WITH PUMP IN WELL CLOUDY Odor:None

TIME	WATER LEVEL (btoc)	PURGE RATE L/min)	VOLUME PURGED (L)	TEMP. (°C)	SPECIFIC CONDUCT. (S/cm)	DO (mg/L)	pH	Turb (NTU)
13:09	5.20	0.115	0.1	6.34	1.91	1.67	6.99	2000
13:12	5.20	0.115	0.345	4.76	1.92	1.07	6.85	2000
13:15	5.20	0.115	0.345	3.99	1.92	0.76	6.79	2000
13:18	5.20	0.115	0.345	4.34	1.92	0.6	6.74	2000
13:21	5.20	0.115	0.345	4.13	1.92	0.53	6.73	2000

Note: Condition of the well: See STATIC WATER LEVEL FORM

Field Personnel: ZS

FIELD SAMPLING REPORT

PROJECT: **RVAAP** LOCATION: **LOADLINE 12** PROJECT NO.: **030240.0006**

SAMPLE INFORMATION

WELL: LL12mw-113 SampleID: FWGLL12mw-113C-0589-GW/GF DuplID:

SplitID: RinseID:

MATRIX: WG - Ground Water SAMPLING METHOD: BP - Bladder Pump MS/MSD: N

GRAB: **Y** COMPOSITE: **N** DATE: 1/30/2008 TIME: 13:25

FIELD READINGS / OBSERVATIONS

	Turb (NTU): 2000	Color:	CLOUDY
		Odor:	None

pH: 6.72 Temperature (°C): 4.02 DO (mg/L): 0.48 Specific Conductivity (mS/cm): 1.92

GENERAL INFORMATION

SUN/OVERCAST: Sunny PERCIPITATION: N WIND DIRECTION: NW AMBIENT TEMP (°F): 15

SHIPPED VIA: Lab Pickup

SHIPPED TO: Testamerica

SAMPLER: ZS Cmt:

CONTAINER		PRESERVATIVE	ANALYTICAL METHOD	ANALYSIS
SIZE/TYPE	*NUMBER*			
1L/Amber	2	4C	8082	PCB
1L/Amber	1	4C	8330	Explo
1L/Amber	1	4C	353.2/8330	Propellants
250ml/Poly	1	NaOH	9012	Cyanide
1L/Amber	2	4C	8081	Pest
1L/Amber	2	4C	8270	SVOC
40ml/Vial	3	HCl	8260	VOC
1L/Poly	1	HNO3	6010/6020/7470	Metals
250ml/Poly	1	H2SO4	353.2	NO3/NO2

MONITOR WELL PURGING FORM

PROJECT NAME: **RVAAP** PROJECT NUMBER: **030240.0006**

LOCATION: LOADLINE 12 DATE: 1/30/2008 START TIME: 12:44

WELL ID: ll12mw-128

WELL DEPTH: _____ INITIAL WATER LEVEL: 9.53

WELL DIAMETER _____ SCREEN INTERVAL: 21.1 - 31.1

PUMP/PURGING DEVICE: BP - BLADDER PUMP PUMP INTAKE DEPTH: 26.1

PUMP READINGS: Throttle: 60 Recharge: 12 Discharge: 3

COMMENTS Clear Odor:None

TIME	WATER LEVEL (btoc)	PURGE RATE L/min)	VOLUME PURGED (L)	TEMP. (°C)	SPECIFIC CONDUCT. (S/cm)	DO (mg/L)	pH	Turb (NTU)
12:53	9.55	0.15	0.1	10.08	0.0115	17.01	7.57	726
12:56	10.01	0.1	0.3	10.14	0.0139	16.92	7.6	353
12:59	10.88	0.1	0.3	9.91	0.0144	15.15	7.64	338
13:02	11.57	0.1	0.3	9.74	0.0146	14.47	7.68	390
13:05	12.79	0.1	0.3	9.79	0.0147	13.59	7.68	800

Note: Condition of the well: See STATIC WATER LEVEL FORM

Field Personnel: CAL

FIELD SAMPLING REPORT

PROJECT: **RVAAP** LOCATION: **LOADLINE 12** PROJECT NO.: **030240.0006**

SAMPLE INFORMATION

WELL: ll12mw-128 SampleID: FWGLL12mw-128C-0590-GW/GF DuplID:

SplitID: RinseID: FWGEQUIPRinse3-0611-GW

MATRIX: WG - Ground Water SAMPLING METHOD: BP - Bladder Pump MS/MSD: Y

GRAB: Y COMPOSITE: N DATE: 1/30/2008 TIME: 13:15

FIELD READINGS / OBSERVATIONS

	Turb (NTU): 810	Color:	Clear
		Odor:	None

pH: 7.67 Temperature (°C): 9.79 DO (mg/L): 15.2 Specific Conductivity (mS/cm): 0.0148

GENERAL INFORMATION

SUN/OVERCAST: Sunny PERCIPITATION: N WIND DIRECTION: SW AMBIENT TEMP (°F): 23

SHIPPED VIA: Lab Pickup

SHIPPED TO: Testamerica

SAMPLER: CAL Cmt: white flakes, rinse at 1530

CONTAINER		PRESERVATIVE	ANALYTICAL METHOD	ANALYSIS
SIZE/TYPE	*NUMBER*			
1L/Amber	6	4C	8081	Pest
1L/Amber	3	4C	8330	Explo
1L/Amber	6	4C	353.2/8330	Propellants
250ml/Poly	3	NaOH	9012	Cyanide
1L/Poly	3	HNO3	6010/6020/7470	Metals
250ml/Poly	3	H2SO4	353.2	NO3/NO2
40ml/Vial	9	HCl	8260	VOC
1L/Amber	6	4C	8082	PCB
1L/Amber	6	4C	8270	SVOC

MONITOR WELL PURGING FORM

PROJECT NAME: **RVAAP** PROJECT NUMBER: **030240.0006**

LOCATION: LOADLINE 12 DATE: 1/30/2008 START TIME: 15:53

WELL ID: LL12mw-154

WELL DEPTH: 28.7 INITIAL WATER LEVEL: 8.66

WELL DIAMETER SCREEN INTERVAL: 16.4 - 26.4

PUMP/PURGING DEVICE: BP - BLADDER PUMP PUMP INTAKE DEPTH: 21.4

PUMP READINGS: Throttle: 50 Recharge: 12 Discharge: 3

COMMENTS 09.54 with pump...1610 started pumping cloudy brown Odor:None

TIME	WATER LEVEL (btoc)	PURGE RATE L/min)	VOLUME PURGED (L)	TEMP. (°C)	SPECIFIC CONDUCT. (S/cm)	DO (mg/L)	pH	Turb (NTU)
16:22	9.54	0.1	0.1	7.99	1.131	2.72	7.21	2000
16:25	9.68	0.1	0.3	6.96	1.124	2.46	7.13	2000
16:28	9.73	0.1	0.3	5.97	1.125	2.29	7.08	2000
16:31	9.81	0.1	0.3	5.3	1.124	2.2	7.05	2000

Note: Condition of the well: See STATIC WATER LEVEL FORM

Field Personnel: ZS

FIELD SAMPLING REPORT

PROJECT: **RVAAP** LOCATION: **LOADLINE 12** PROJECT NO.: **030240.0006**

SAMPLE INFORMATION

WELL: LL12mw-154 SampleID: FWGLL12mw-154C-0591-GW/GF DuplID:

SplitID: RinseID:

MATRIX: WG - Ground Water SAMPLING METHOD: BP - Bladder Pump MS/MSD: N

GRAB: Y COMPOSITE: N DATE: 1/30/2008 TIME: 16:35

FIELD READINGS / OBSERVATIONS

	Turb (NTU): 2000	Color:	cloudy brown
		Odor:	None

pH: 7.02 Temperature (°C): 4.9 DO (mg/L): 2.13 Specific Conductivity (mS/cm): 1.123

GENERAL INFORMATION

SUN/OVERCAST: Sunny PERCIPITATION: N WIND DIRECTION: NW AMBIENT TEMP (°F): 15

SHIPPED VIA: Lab Pickup

SHIPPED TO: Testamerica

SAMPLER: ZS Cmt: water level did not stablize at 100ml per min...

CONTAINER		PRESERVATIVE	ANALYTICAL METHOD	ANALYSIS
SIZE/TYPE	*NUMBER*			
1L/Amber	1	4C	353.2/8330	Propellants
1L/Amber	2	4C	8270	SVOC
1L/Amber	2	4C	8081	Pest
1L/Amber	1	4C	8330	Explo
250ml/Poly	1	NaOH	9012	Cyanide
1L/Poly	1	HNO3	6010/6020/7470	Metals
250ml/Poly	1	H2SO4	353.2	NO3/NO2
40ml/Vial	3	HCl	8260	VOC
1L/Amber	2	4C	8082	PCB

MONITOR WELL PURGING FORM

PROJECT NAME: **RVAAP** PROJECT NUMBER: **030240.0006**

LOCATION: LOADLINE 12 DATE: 1/31/2008 START TIME: 8:23

WELL ID: LL12mw-184

WELL DEPTH: 31.24 INITIAL WATER LEVEL: 12.87

WELL DIAMETER SCREEN INTERVAL: 18.8 - 28.8

PUMP/PURGING DEVICE: BP - BLADDER PUMP PUMP INTAKE DEPTH: 23.8

PUMP READINGS: Throttle: 50 Recharge: 12 Discharge: 3

COMMENTS 12.75 wl with pump in well...began to purge 0916 Clear Odor:None

TIME	WATER LEVEL (btoc)	PURGE RATE L/min)	VOLUME PURGED (L)	TEMP. (°C)	SPECIFIC CONDUCT. (S/cm)	DO (mg/L)	pH	Turb (NTU)
9:25	13.31	0.12	0.1	12.28	2.05	14.31	6.51	137
9:28	13.32	0.12	0.36	8.62	2.04	6.57	6.68	110
9:31	13.31	0.12	0.36	6.84	2.02	5.24	6.77	77.8
9:34	13.33	0.12	0.36	6.33	2.02	4.19	6.81	48
9:37	13.31	0.12	0.36	6.22	2.05	3.33	6.82	30.7

Note: Condition of the well: See STATIC WATER LEVEL FORM

Field Personnel: ZS

FIELD SAMPLING REPORT

PROJECT: **RVAAP** LOCATION: **LOADLINE 12** PROJECT NO.: **030240.0006**

SAMPLE INFORMATION

WELL: LL12mw-184 SampleID: FWGLL12mw-184C-0592-GW/GF DuplID:

SplitID: RinseID:

MATRIX: WG - Ground Water SAMPLING METHOD: BP - Bladder Pump MS/MSD: N

GRAB: Y COMPOSITE: N DATE: 1/31/2008 TIME: 9:40

FIELD READINGS / OBSERVATIONS

	Turb (NTU): 25.1	Color:	Clear
		Odor:	None

pH: 6.82 Temperature (°C): 6.05 DO (mg/L): 2.9 Specific Conductivity (mS/cm): 2.06

GENERAL INFORMATION

SUN/OVERCAST: Sunny PERCIPITATION: N WIND DIRECTION: NW AMBIENT TEMP (°F): 23

SHIPPED VIA: Lab Pickup

SHIPPED TO: Testamerica

SAMPLER: ZS Cmt: unable to keep water level stable while pumping

CONTAINER		PRESERVATIVE	ANALYTICAL METHOD	ANALYSIS
SIZE/TYPE	*NUMBER*			
1L/Poly	1	HNO3	6010/6020/7470	Metals
1L/Amber	2	4C	8081	Pest
1L/Amber	2	4C	8270	SVOC
40ml/Vial	3	HCl	8260	VOC
1L/Amber	2	4C	8082	PCB
1L/Amber	1	4C	8330	Explo
1L/Amber	1	4C	353.2/8330	Propellants
250ml/Poly	1	NaOH	9012	Cyanide
250ml/Poly	1	H2SO4	353.2	NO3/NO2

MONITOR WELL PURGING FORM

PROJECT NAME: **RVAAP** PROJECT NUMBER: **030240.0006**

LOCATION: LOADLINE 12 DATE: 1/30/2008 START TIME: 11:20

WELL ID: LL12mw-185

WELL DEPTH: _____ INITIAL WATER LEVEL: 7.95

WELL DIAMETER _____ SCREEN INTERVAL: 10.8 - 20.8

PUMP/PURGING DEVICE: BP - BLADDER PUMP PUMP INTAKE DEPTH: 15.8

PUMP READINGS: Throttle: 45 Recharge: 11.5 Discharge: 3.5

COMMENTS Clear Odor:None

TIME	WATER LEVEL (btoc)	PURGE RATE L/min)	VOLUME PURGED (L)	TEMP. (°C)	SPECIFIC CONDUCT. (S/cm)	DO (mg/L)	pH	Turb (NTU)
11:34	8.30	0.1	0.3	7.32	6.08	10.6	6.68	469
11:37	8.43	0.1	0.3	5.94	6.2	10.4	6.66	308
11:40	8.59	0.1	0.3	5.98	6.19	9.48	6.64	93.5
11:43	8.81	0.1	0.3	6.29	6.14	8.94	6.64	49.7

Note: Condition of the well: See STATIC WATER LEVEL FORM

Field Personnel: AR

FIELD SAMPLING REPORT

PROJECT: **RVAAP** LOCATION: **LOADLINE 12** PROJECT NO.: **030240.0006**

SAMPLE INFORMATION

WELL: LL12mw-185 SampleID: FWGLL12mw-185C-0593-GW/GF DuplID:

SplitID: RinseID:

MATRIX: WG - Ground Water SAMPLING METHOD: BP - Bladder Pump MS/MSD: N

GRAB: Y COMPOSITE: N DATE: 1/30/2008 TIME: 11:45

FIELD READINGS / OBSERVATIONS

	Turb (NTU): 46.6	Color:	Clear
		Odor:	None

pH: 6.64 Temperature (°C): 6.04 DO (mg/L): 8.8 Specific Conductivity (mS/cm): 6.15

GENERAL INFORMATION

SUN/OVERCAST: Sunny PERCIPITATION: N WIND DIRECTION: S AMBIENT TEMP (°F): 20

SHIPPED VIA: Lab Pickup

SHIPPED TO: Testamerica

SAMPLER: AR Cmt:

CONTAINER *SIZE/TYPE*	CONTAINER *NUMBER*	PRESERVATIVE	ANALYTICAL METHOD	ANALYSIS
1L/Poly	1	HNO3	6010/6020/7470	Metals
1L/Amber	2	4C	8270	SVOC
40ml/Vial	3	HCl	8260	VOC
1L/Amber	1	4C	8330	Explo
250ml/Poly	1	H2SO4	353.2	NO3/NO2
1L/Amber	2	4C	353.2/8330	Propellants
1L/Amber	2	4C	8081	Pest
1L/Amber	2	4C	8082	PCB
250ml/Poly	1	NaOH	9012	Cyanide

MONITOR WELL PURGING FORM

PROJECT NAME: **RVAAP** PROJECT NUMBER: **030240.0006**

LOCATION: LOADLINE 12 DATE: 1/30/2008 START TIME: 9:20

WELL ID: ll12mw-187

WELL DEPTH: _____ INITIAL WATER LEVEL: 9.54

WELL DIAMETER _____ SCREEN INTERVAL: 17.2 - 27.2

PUMP/PURGING DEVICE: BP - BLADDER PUMP PUMP INTAKE DEPTH: 22.2

PUMP READINGS: Throttle: 40 Recharge: 11 Discharge: 4

COMMENTS Clear Odor:None

TIME	WATER LEVEL (btoc)	PURGE RATE L/min)	VOLUME PURGED (L)	TEMP. (°C)	SPECIFIC CONDUCT. (S/cm)	DO (mg/L)	pH	Turb (NTU)
9:31	10.13	0.15	0.15	9.58	0.0139	16.9	6.02	170
9:34	10.29	0.1	0.3	9.92	0.014	16.78	6.15	104
9:37	10.51	0.1	0.3	10.03	0.014	15.69	6.22	56.9
9:39	10.68	0.1	0.2	9.99	0.014	14.93	6.27	55.5
9:42	10.81	0.1	0.3	9.94	0.0141	13.41	6.29	41.5

Note: Condition of the well: See STATIC WATER LEVEL FORM

Field Personnel: CAL

FIELD SAMPLING REPORT

PROJECT: **RVAAP** LOCATION: **LOADLINE 12** PROJECT NO.: **030240.0006**

SAMPLE INFORMATION

WELL: ll12mw-187 SampleID: FWGLL12mw-187C-0594-GW/GF DuplID:

SplitID: RinseID:

MATRIX: WG - Ground Water SAMPLING METHOD: BP - Bladder Pump MS/MSD: N

GRAB: Y COMPOSITE: N DATE: 1/30/2008 TIME: 9:50

FIELD READINGS / OBSERVATIONS

	Turb (NTU): 34	Color:	Clear
		Odor:	None

pH: 6.3 Temperature (°C): 9.9 DO (mg/L): 15.14 Specific Conductivity (mS/cm): 0.014

GENERAL INFORMATION

SUN/OVERCAST: Sunny PERCIPITATION: N WIND DIRECTION: W AMBIENT TEMP (°F): 15

SHIPPED VIA: Lab Pickup

SHIPPED TO: Testamerica

SAMPLER: CAL Cmt:

CONTAINER		PRESERVATIVE	ANALYTICAL METHOD	ANALYSIS
SIZE/TYPE	*NUMBER*			
250ml/Poly	1	H2SO4	353.2	NO3/NO2
250ml/Poly	1	NaOH	9012	Cyanide
1L/Amber	2	4C	353.2/8330	Propellants
1L/Amber	1	4C	8330	Explo
1L/Amber	2	4C	8082	PCB
1L/Amber	2	4C	8081	Pest
40ml/Vial	3	HCl	8260	VOC
1L/Amber	2	4C	8270	SVOC
1L/Poly	1	HNO3	6010/6020/7470	Metals

MONITOR WELL PURGING FORM

PROJECT NAME: **RVAAP** PROJECT NUMBER: **030240.0006**

LOCATION: LOADLINE 12 DATE: 1/29/2008 START TIME: 15:40

WELL ID: LL12mw-188

WELL DEPTH: _____ INITIAL WATER LEVEL: 6.66

WELL DIAMETER _____ SCREEN INTERVAL: 9.8 - 19.8

PUMP/PURGING DEVICE: BP - BLADDER PUMP PUMP INTAKE DEPTH: 14.8

PUMP READINGS: Throttle: 30 Recharge: 11.5 Discharge: 3.5

COMMENTS CLEAR Clear Odor:None

TIME	WATER LEVEL (btoc)	PURGE RATE L/min)	VOLUME PURGED (L)	TEMP. (°C)	SPECIFIC CONDUCT. (S/cm)	DO (mg/L)	pH	Turb (NTU)
15:46	6.00	0.1	0.3	9.54	1.44	9.93	6.75	234
15:49	6.18	0.1	0.3	9.61	1.45	9.01	6.6	216
15:52	6.31	0.1	0.3	9.64	1.46	8.5	6.63	186
15:55	6.48	0.1	0.3	9.66	1.46	8.26	6.6	88

Note: Condition of the well: See STATIC WATER LEVEL FORM

Field Personnel: AR

FIELD SAMPLING REPORT

PROJECT: **RVAAP** LOCATION: **LOADLINE 12** PROJECT NO.: **030240.0006**

SAMPLE INFORMATION

WELL: LL12mw-188 SampleID: FWGLL12mw-188C-0595-GW/GF DuplID:

SplitID: RinseID:

MATRIX: WG - Ground Water SAMPLING METHOD: BP - Bladder Pump MS/MSD: N

GRAB: Y COMPOSITE: N DATE: 1/29/2008 TIME: 16:00

FIELD READINGS / OBSERVATIONS

	Turb (NTU): 44	Color:	Clear
		Odor:	None

pH: 6.61 Temperature (°C): 9.68 DO (mg/L): 8.15 Specific Conductivity (mS/cm): 1.46

GENERAL INFORMATION

SUN/OVERCAST: Overcast PERCIPITATION: N WIND DIRECTION: N AMBIENT TEMP (°F): 40

SHIPPED VIA: Lab Pickup

SHIPPED TO: Testamerica

SAMPLER: AR Cmt:

CONTAINER		PRESERVATIVE	ANALYTICAL METHOD	ANALYSIS
SIZE/TYPE	*NUMBER*			
250ml/Poly	1	H2SO4	353.2	NO3/NO2
1L/Poly	1	HNO3	6010/6020/7470	Metals
1L/Amber	2	4C	353.2/8330	Propellants
1L/Amber	2	4C	8082	PCB
1L/Amber	2	4C	8081	Pest
1L/Amber	2	4C	8270	SVOC
40ml/Vial	3	HCl	8260	VOC
250ml/Poly	1	NaOH	9012	Cyanide
1L/Amber	1	4C	8330	Explo

MONITOR WELL PURGING FORM

PROJECT NAME: **RVAAP** PROJECT NUMBER: **030240.0006**

LOCATION: LOADLINE 3 DATE: 1/28/2008 START TIME: 14:38

WELL ID: ll3mw-243

WELL DEPTH: _____ INITIAL WATER LEVEL: 13.59

WELL DIAMETER _____ SCREEN INTERVAL: 13.8 - 23.8

PUMP/PURGING DEVICE: BP - BLADDER PUMP PUMP INTAKE DEPTH: 18.8

PUMP READINGS: Throttle: 50 Recharge: 12.5 Discharge: 2.5

COMMENTS Odor:

TIME	WATER LEVEL (btoc)	PURGE RATE L/min)	VOLUME PURGED (L)	TEMP. (°C)	SPECIFIC CONDUCT. (S/cm)	DO (mg/L)	pH	Turb (NTU)
14:43	13.65	0.15	0.1	10.59	0.183	9.87	5.6	26.4
14:46	13.73	0.1	0.2	10.61	0.183	9.9	5.57	0
14:49	13.79	0.1	0.2	10.61	0.182	9.71	5.53	20.1
14:52	13.85	0.1	0.3	10.63	0.182	11.9	5.54	0

Note: Condition of the well: See STATIC WATER LEVEL FORM

Field Personnel: CAL

FIELD SAMPLING REPORT

PROJECT: **RVAAP** LOCATION: **LOADLINE 12** PROJECT NO.: **030240.0006**

SAMPLE INFORMATION

WELL: ll12mw-189 SampleID: FWGLL12mw-189C-0596-GW/GF DuplID:

SplitID: RinseID:

MATRIX: WG - Ground Water SAMPLING METHOD: BP - Bladder Pump MS/MSD: N

GRAB: Y COMPOSITE: N DATE: 1/29/2008 TIME: 15:10

FIELD READINGS / OBSERVATIONS

	Turb (NTU): 144	Color:	Clear
		Odor:	None

pH: 6.9 Temperature (°C): 9.04 DO (mg/L): 16.19 Specific Conductivity (mS/cm): 0.0117

GENERAL INFORMATION

SUN/OVERCAST: Overcast PERCIPITATION: N WIND DIRECTION: NW AMBIENT TEMP (°F): 35

SHIPPED VIA: Lab Pickup

SHIPPED TO: Testamerica

SAMPLER: CAL Cmt:

CONTAINER		PRESERVATIVE	ANALYTICAL METHOD	ANALYSIS
SIZE/TYPE	*NUMBER*			
1L/Poly	1	HNO3	6010/6020/7470	Metals
250ml/Poly	1	H2SO4	353.2	NO3/NO2
250ml/Poly	1	NaOH	9012	Cyanide
1L/Amber	1	4C	8330	Explo
1L/Amber	2	4C	8082	PCB
1L/Amber	2	4C	8081	Pest
1L/Amber	2	4C	8270	SVOC
40ml/Vial	3	HCl	8260	VOC
1L/Amber	2	4C	353.2/8330	Propellants

MONITOR WELL PURGING FORM

PROJECT NAME: **RVAAP** PROJECT NUMBER: **030240.0006**

LOCATION: LOADLINE 12 DATE: 1/30/2008 START TIME: 10:24

WELL ID: LL12mw-242

WELL DEPTH: 29.16 INITIAL WATER LEVEL: 8.64

WELL DIAMETER SCREEN INTERVAL: 15.5 - 25.5

PUMP/PURGING DEVICE: BP - BLADDER PUMP PUMP INTAKE DEPTH: 20.5

PUMP READINGS: Throttle: 100 Recharge: 7 Discharge: 8

COMMENTS 8.61 with pump in well...1036 begin to pump CLOUDY BROWN Odor:None

TIME	WATER LEVEL (btoc)	PURGE RATE L/min)	VOLUME PURGED (L)	TEMP. (°C)	SPECIFIC CONDUCT. (S/cm)	DO (mg/L)	pH	Turb (NTU)
10:52	8.61	0.4	0.1	9.59	0.773	9.22	7.27	5999
10:55	8.61	0.4	1.2	9	0.77	8.92	7.39	5999
10:58	8.61	0.4	1.2	8.17	0.768	8.77	7.46	5999
11:01	8.61	0.4	1.2	7.82	0.766	8.8	7.49	5999

Note: Condition of the well: See STATIC WATER LEVEL FORM

Field Personnel: ZS

FIELD SAMPLING REPORT

PROJECT: **RVAAP** LOCATION: **LOADLINE 12** PROJECT NO.: **030240.0006**

SAMPLE INFORMATION

WELL: LL12mw-242 SampleID: FWGLL12mw-242C-0597-GW/GF DuplID:

SplitID: RinseID:

MATRIX: WG - Ground Water SAMPLING METHOD: BP - Bladder Pump MS/MSD: N

GRAB: **Y** COMPOSITE: **N** DATE: 1/30/2008 TIME: 11:05

FIELD READINGS / OBSERVATIONS

	Turb (NTU): 5999	Color: CLOUDY BROWN
		Odor: None

pH: 7.52 Temperature (°C): 7.96 DO (mg/L): 8.79 Specific Conductivity (mS/cm): 0.766

GENERAL INFORMATION

SUN/OVERCAST: Sunny PERCIPITATION: N WIND DIRECTION: NW AMBIENT TEMP (°F): 10

SHIPPED VIA: Lab Pickup

SHIPPED TO: Testamerica

SAMPLER: ZS Cmt:

CONTAINER		PRESERVATIVE	ANALYTICAL METHOD	ANALYSIS
SIZE/TYPE	*NUMBER*			
40ml/Vial	3	HCl	8260	VOC
1L/Amber	2	4C	8270	SVOC
1L/Amber	2	4C	8082	PCB
1L/Amber	1	4C	8330	Explo
1L/Amber	1	4C	353.2/8330	Propellants
250ml/Poly	1	NaOH	9012	Cyanide
250ml/Poly	1	H2SO4	353.2	NO3/NO2
1L/Poly	1	HNO3	6010/6020/7470	Metals
1L/Amber	2	4C	8081	Pest

MONITOR WELL PURGING FORM

PROJECT NAME: **RVAAP** PROJECT NUMBER: **030240.0006**

LOCATION: LOADLINE 12 DATE: 1/30/2008 START TIME: 11:01

WELL ID: ll12mw-243

WELL DEPTH: _____ INITIAL WATER LEVEL: 9.17

WELL DIAMETER_____ SCREEN INTERVAL: 13 - 23

PUMP/PURGING DEVICE: BP - BLADDER PUMP PUMP INTAKE DEPTH: 18.0

PUMP READINGS: Throttle: 50 Recharge: 12 Discharge: 3

COMMENTS Clear Odor:None

TIME	WATER LEVEL (btoc)	PURGE RATE L/min)	VOLUME PURGED (L)	TEMP. (°C)	SPECIFIC CONDUCT. (S/cm)	DO (mg/L)	pH	Turb (NTU)
11:07	9.19	0.15	0.1	10.11	0.0098	16.26	7.62	308
11:09	9.78	0.1	0.2	10.15	0.0095	15.95	7.67	372
11:12	10.09	0.1	0.3	10.19	0.0095	15.76	7.83	210
11:15	10.68	0.1	0.3	9.98	0.0094	15.38	7.89	152
11:18	11.34	0.1	0.3	9.93	0.0093	15.42	7.91	116

Note: Condition of the well: See STATIC WATER LEVEL FORM

Field Personnel: CAL

FIELD SAMPLING REPORT

PROJECT: **RVAAP** LOCATION: **LOADLINE 12** PROJECT NO.: **030240.0006**

SAMPLE INFORMATION

WELL: ll12mw-243 SampleID: FWGLL12mw-243C-598-GW/GF DuplID:

SplitID: RinseID:

MATRIX: WG - Ground Water SAMPLING METHOD: BP - Bladder Pump MS/MSD: N

GRAB: Y COMPOSITE: N DATE: 1/30/2008 TIME: 11:30

FIELD READINGS / OBSERVATIONS

	Turb (NTU): 99.6	Color:	Clear
		Odor:	None

pH: 7.9 Temperature (°C): 9.98 DO (mg/L): 15.24 Specific Conductivity (mS/cm): 0.0093

GENERAL INFORMATION

SUN/OVERCAST: Sunny PERCIPITATION: N WIND DIRECTION: SW AMBIENT TEMP (°F): 15

SHIPPED VIA: Lab Pickup

SHIPPED TO: Testamerica

SAMPLER: CAL Cmt:

CONTAINER		PRESERVATIVE	ANALYTICAL METHOD	ANALYSIS
SIZE/TYPE	*NUMBER*			
1L/Amber	2	4C	8270	SVOC
1L/Amber	2	4C	8081	Pest
1L/Amber	2	4C	8082	PCB
1L/Amber	1	4C	8330	Explo
1L/Amber	2	4C	353.2/8330	Propellants
250ml/Poly	1	NaOH	9012	Cyanide
40ml/Vial	3	HCl	8260	VOC
250ml/Poly	1	H2SO4	353.2	NO3/NO2
1L/Poly	1	HNO3	6010/6020/7470	Metals

MONITOR WELL PURGING FORM

PROJECT NAME: **RVAAP** PROJECT NUMBER: **030240.0006**

LOCATION: LOADLINE 12 DATE: 1/30/2008 START TIME: 12:55

WELL ID: LL12mw-244

WELL DEPTH: _____ INITIAL WATER LEVEL: 9.38

WELL DIAMETER _____ SCREEN INTERVAL: 19.5 - 29.5

PUMP/PURGING DEVICE: BP - BLADDER PUMP PUMP INTAKE DEPTH: 24.5

PUMP READINGS: Throttle: 45 Recharge: 11.5 Discharge: 3.5

COMMENTS Cloudy Odor:None

TIME	WATER LEVEL (btoc)	PURGE RATE L/min)	VOLUME PURGED (L)	TEMP. (°C)	SPECIFIC CONDUCT. (S/cm)	DO (mg/L)	pH	Turb (NTU)
13:03	10.17	0.1	0.4	8	0.668	8.91	7.28	999
13:06	10.36	0.1	0.3	7.81	0.661	8.29	7.19	999
13:09	10.50	0.1	0.3	7.91	0.65	7.91	7.12	999
13:12	10.74	0.1	0.3	8.01	0.64	7.75	7.05	999
13:15	11.00	0.1	0.3	8.27	0.638	7.57	7.02	999

Note: Condition of the well: See STATIC WATER LEVEL FORM

Field Personnel: AR

FIELD SAMPLING REPORT

PROJECT: **RVAAP** LOCATION: **LOADLINE 12** PROJECT NO.: **030240.0006**

SAMPLE INFORMATION

WELL: LL12mw-244 SampleID: FWGLL12mw-244C-0599-GW/GF DuplID:

SplitID: RinseID:

MATRIX: WG - Ground Water SAMPLING METHOD: BP - Bladder Pump MS/MSD: N

GRAB: Y COMPOSITE: N DATE: 1/30/2008 TIME: 13:20

FIELD READINGS / OBSERVATIONS

	Turb (NTU): 999	Color:	Cloudy
		Odor:	None

pH: 7.01 Temperature (°C): 8 DO (mg/L): 7.64 Specific Conductivity (mS/cm): 0.64

GENERAL INFORMATION

SUN/OVERCAST: Sunny PERCIPITATION: N WIND DIRECTION: SW AMBIENT TEMP (°F): 25

SHIPPED VIA: Lab Pickup

SHIPPED TO: Testamerica

SAMPLER: AR Cmt:

CONTAINER		PRESERVATIVE	ANALYTICAL METHOD	ANALYSIS
SIZE/TYPE	*NUMBER*			
250ml/Poly	1	NaOH	9012	Cyanide
1L/Amber	1	4C	8330	Explo
250ml/Poly	1	H2SO4	353.2	NO3/NO2
1L/Poly	1	HNO3	6010/6020/7470	Metals
1L/Amber	2	4C	353.2/8330	Propellants
1L/Amber	2	4C	8082	PCB
1L/Amber	2	4C	8081	Pest
40ml/Vial	3	HCl	8260	VOC
1L/Amber	2	4C	8270	SVOC

MONITOR WELL PURGING FORM

PROJECT NAME: **RVAAP** PROJECT NUMBER: **030240.0006**

LOCATION: LOADLINE 12 DATE: 1/30/2008 START TIME: 8:45

WELL ID: LL12mw-245

WELL DEPTH: _____ INITIAL WATER LEVEL: 8.26

WELL DIAMETER _____ SCREEN INTERVAL: 18 - 28

PUMP/PURGING DEVICE: BP - BLADDER PUMP PUMP INTAKE DEPTH: 23.0

PUMP READINGS: Throttle: 45 Recharge: 12.5 Discharge: 2.5

COMMENTS Clear Odor:None

TIME	WATER LEVEL (btoc)	PURGE RATE L/min)	VOLUME PURGED (L)	TEMP. (°C)	SPECIFIC CONDUCT. (S/cm)	DO (mg/L)	pH	Turb (NTU)
8:59	7.21	0.1	1	7.35	1.19	13.58	6.48	0
9:02	7.80	0.1	0.3	7.35	1.18	12.48	6.55	0
9:05	8.30	0.1	0.3	7.32	1.18	11.57	6.58	0
9:08	8.80	0.1	0.3	7.42	1.18	11.48	6.62	0

Note: Condition of the well: See STATIC WATER LEVEL FORM

Field Personnel: AR

FIELD SAMPLING REPORT

PROJECT: **RVAAP** LOCATION: **LOADLINE 12** PROJECT NO.: **030240.0006**

SAMPLE INFORMATION

WELL: LL12mw-245 SampleID: FWGLL12mw-245C-0600-GW/GF DuplID: FWGLL12mw-DUP4-0604-GW/GF

SplitID: FWGLL12mw-245C-0608s-GW/GF RinseID:

MATRIX: WG - Ground Water SAMPLING METHOD: BP - Bladder Pump MS/MSD: N

GRAB: Y COMPOSITE: N DATE: 1/30/2008 TIME: 9:10

FIELD READINGS / OBSERVATIONS

	Turb (NTU): 0	Color:	Clear
		Odor:	None

pH: 6.61 Temperature (°C): 7.37 DO (mg/L): 11.43 Specific Conductivity (mS/cm): 1.18

GENERAL INFORMATION

SUN/OVERCAST: Sunny PERCIPITATION: N WIND DIRECTION: N AMBIENT TEMP (°F): 19

SHIPPED VIA: Lab Pickup

SHIPPED TO: Testamerica

SAMPLER: AR Cmt:

CONTAINER		PRESERVATIVE	ANALYTICAL METHOD	ANALYSIS
SIZE/TYPE	*NUMBER*			
1L/Amber	3	4C	8330	Explo
250ml/Poly	3	H2SO4	353.2	NO3/NO2
1L/Poly	3	HNO3	6010/6020/7470	Metals
1L/Amber	5	4C	353.2/8330	Propellants
1L/Amber	5	4C	8081	Pest
1L/Amber	5	4C	8082	PCB
40ml/Vial	8	HCl	8260	VOC
250ml/Poly	3	NaOH	9012	Cyanide
1L/Amber	5	4C	8270	SVOC

MONITOR WELL PURGING FORM

PROJECT NAME: **RVAAP** PROJECT NUMBER: **030240.0006**

LOCATION: LOADLINE 12 DATE: 1/30/2008 START TIME: 15:00

WELL ID: LL12mw-246

WELL DEPTH: _____ INITIAL WATER LEVEL: 16.95

WELL DIAMETER _____ SCREEN INTERVAL: 21.5 - 31.5

PUMP/PURGING DEVICE: BP - BLADDER PUMP PUMP INTAKE DEPTH: 26.5

PUMP READINGS: Throttle: 45 Recharge: 12 Discharge: 3

COMMENTS Clear Odor:None

TIME	WATER LEVEL (btoc)	PURGE RATE L/min)	VOLUME PURGED (L)	TEMP. (°C)	SPECIFIC CONDUCT. (S/cm)	DO (mg/L)	pH	Turb (NTU)
15:16	17.27	0.1	0.25	7.21	0.97	9.09	6.92	254
15:19	17.46	0.1	0.3	7.4	0.98	8.63	6.93	254
15:22	17.57	0.1	0.3	7.6	0.99	8.22	6.9	208

Note: Condition of the well: See STATIC WATER LEVEL FORM

Field Personnel: AR

FIELD SAMPLING REPORT

PROJECT: **RVAAP** LOCATION: **LOADLINE 12** PROJECT NO.: **030240.0006**

SAMPLE INFORMATION

WELL: LL12mw-246 SampleID: FWGLL12mw-246C-0566-GW/GF DuplID:

SplitID: RinseID:

MATRIX: WG - Ground Water SAMPLING METHOD: BP - Bladder Pump MS/MSD: N

GRAB: Y COMPOSITE: N DATE: 1/30/2008 TIME: 15:30

FIELD READINGS / OBSERVATIONS

	Turb (NTU): 174	Color:	Clear
		Odor:	None

pH: 6.91 Temperature (°C): 7.65 DO (mg/L): 8.01 Specific Conductivity (mS/cm): 0.99

GENERAL INFORMATION

SUN/OVERCAST: Sunny PERCIPITATION: N WIND DIRECTION: W AMBIENT TEMP (°F): 20

SHIPPED VIA: Lab Pickup

SHIPPED TO: Testamerica

SAMPLER: AR Cmt:

CONTAINER		PRESERVATIVE	ANALYTICAL METHOD	ANALYSIS
SIZE/TYPE	*NUMBER*			
250ml/Poly	1	H2SO4	353.2	NO3/NO2
1L/Poly	1	HNO3	6010/6020/7470	Metals
250ml/Poly	1	NaOH	9012	Cyanide
1L/Amber	2	4C	353.2/8330	Propellants
1L/Amber	1	4C	8330	Explo
1L/Amber	2	4C	8082	PCB
1L/Amber	2	4C	8081	Pest
1L/Amber	2	4C	8270	SVOC
40ml/Vial	3	HCl	8260	VOC

DAILY QUALITY CONTROL CHARTS

Date: 28-Jan

S	M	T	W	T	F	S
	X					

DAILY QUALITY CONTROL REPORT

COE Project Manager Glen Beckham

Project Ravenna Army Ammunition Plant Groundwater Monitoring

Job No. 30240

Contract No. W912QR-04-D-0036

Weather	Bright Sun	Clear	Over-Cast	Rain	Snow
		X			
Temp	To 32	32-50	50-70	70-85	85 up
		X			
Wind	Still	Moder	High	Report No.	
		X			
Humidity	Dry	Moder	Humid	012808	
			X		

SUB-CONTRACTORS ON SITE:

Environmental Quality Management, Inc. & Los Alamos Technical Associates

EQUIPMENT ON SITE:

Three water quality meters (2 Horiba-U22's and 1 MicroPurge Basics); One multigas detector (MSA); Four bladder pumps w/ associated controllers and compressors.

WORK PERFORMED (INCLUDING SAMPLING):

Samples were collected at the following locations: LL2mw-270, LL2mw-268, LL2mw-261, LL1mw-079, LL1mw-065, LL2mw-264, LL2mw-060, LL2mw-265, and LL3mw-243. A field duplicate and QA split sample were collected from LL2mw-265. Extra volume was collected from LL2mw-261 to be designated for matrix spike/matrix spike duplicate analysis at the laboratory. Additionally, a field rinsate was collected by Team #3. Well LL1mw-064 was completely frozen; a substitute well will be chosen for sampling upon conference between EQ PM and USACE.

Project Ravenna Army Ammunition Plant Groundwater Monitorin Report No. 012808

Job No. 30240 Date: 1/28/2008

QUALITY CONTROL ACTIVITIES (INCLUDING FIELD CALIBRATIONS):

All field equipment was calibrated prior to mobilizing to the field. Water quality meters were calibrated with AutoCal Solution - certified values are: Conductivity - 4.49 mS/cm; Turbidity - 0 NTU; pH - 4.0 and 7.0 su. Multigas detector calibrated with Zero Air Standard and 100 ppm Isobutylene. All field equipment was within calibration criteria.

HEALTH AND SAFETY LEVELS AND ACTIVITIES:

Health & Safety briefing conducted by Colleen Lear prior to mobilizing to the field. All personnel to don modified Level 4 PPE (i.e. steel-toed shoes, safety glasses, and nitrile gloves). First Aid kits were included in each vehicle, and personnel were made aware of the location of eyewash stations. One vehicle was equipped with a Facility-wide radio, and each team had a cellular phone. Due to the cold, personnel were directed to dress appropriately and watch for signs of exposure. Personnel were also instructed to be alert for ice and roaming deer.

PROBLEMS ENCOUNTERED/CORRECTIVE ACTION (S) TAKEN:

Well LL1mw-064 was frozen to a thickness several feet down in the casing. Personnel attempted unsuccessfully to thaw this well. As forecasted temperatures are not expected to increase enough to thaw this well during the remainder of sampling event, a substitute well will be chosen for sampling upon conference between EQ PM and USACE. Well LL1mw-063 went dry when field team attempted to stabilize. Per USACE direction, well will be sampled tomorrow morning.

SPECIAL NOTES:

NA

TOMORROWS EXPECTATIONS:

Expectations for tomorrow are to safely and correctly collect samples from a minimum of 10 wells.

By: Erik Corbin 4/1/08
(Signature and date)

QA Checked by: [signature] 4/1/08
(Signature and date)

Date: 29-Jan

S	M	T	W	T	F	S
		X				

DAILY QUALITY CONTROL REPORT

COE Project Manager: Glen Beckham

Project: Ravenna Army Ammunition Plant Groundwater Monitoring

Job No.: 30240

Contract No.: W912QR-04-D-0036

Weather	Bright Sun	Clear	Over-Cast	Rain	Snow
			X	X	
Temp	To 32	32-50	50-70	70-85	85 up
		X			
Wind	Still	Moder	High	Report No.	
		X			
Humidity	Dry	Moder	Humid	012908	
			X		

SUB-CONTRACTORS ON SITE:

Environmental Quality Management, Inc. & Los Alamos Technical Associates

EQUIPMENT ON SITE:

Three water quality meters (2 Horiba-U22's and 1 MicroPurge Basics); One multigas detector (MSA); Four bladder pumps w/ associated controllers and compressors.

WORK PERFORMED (INCLUDING SAMPLING):

Samples were collected at the following locations: LL3mw-232, LL3mw-233, LL3mw-241, LL12mw-188, LL3mw-234, LL3mw-240, LL3mw-237, LL12mw-189, LL4mw-193, LL4mw-195, LL4mw-194, and LL1mw-063. A field duplicate and QA split sample were collected from LL3mw-234. Extra volume was collected from LL3mw-232 to be designated for matrix spike/matrix spike duplicate analysis at the laboratory. Additionally, a field rinsate was collected by Team #1.

Project Ravenna Army Ammunition Plant Groundwater Monitorin Report No. 012908

Job No. 30240 Date: 1/29/2008

QUALITY CONTROL ACTIVITIES (INCLUDING FIELD CALIBRATIONS):

All field equipment was calibrated prior to mobilizing to the field. Water quality meters were calibrated with AutoCal Solution - certified values are: Conductivity - 4.49 mS/cm; Turbidity - 0 NTU; pH - 4.0 and 7.0 su. Multigas detector calibrated with Zero Air Standard and 100 ppm Isobutylene. All field equipment was within calibration criteria.

HEALTH AND SAFETY LEVELS AND ACTIVITIES:

Health & Safety briefing conducted by Colleen Lear prior to mobilizing to the field. All personnel to don modified Level 4 PPE (i.e. steel-toed shoes, safety glasses, and nitrile gloves). First Aid kits were included in each vehicle, and personnel were made aware of the location of eyewash stations. One vehicle was equipped with a Facility-wide radio, and each team had a cellular phone. Due to the cold, wet weather, personnel were directed to dress appropriately and watch for signs of exposure. Personnel were also instructed to be alert for ice and roaming deer.

PROBLEMS ENCOUNTERED/CORRECTIVE ACTION (S) TAKEN:

Well LL1mw-063 went dry during stabilization on 1/28. Well was properly stabilized and aliquots for VOC, SVOC, Pesticides, and Explosives were collected 1/29. Team #3 will return tomorrow to attempt to collect aliquots for remaining analyses without restabilizing (due to limited volume) per direction from USACE. Upon completion of reporting results and data verification, it was noticed that sample LL12mw-189 was incorrectly identified as LL3mw-189 on the chain-of-custody. The laboratory did not notice the discrepancy between the sample ID listed on the COC and sample labels, and subsequently reported results as being from LL3mw-189 instead of LL12mw-189. Based on a thorough investigation upon discovery of this issue, EQ is confident that results obtained are from LL12mw-189. Aside from the fact that well LL3mw-189 does not even exist at the RVAAP, the laboratory confirmed that samples labels actually reflect LL12mw-189, EQ field logs reflect well LL12mw-189 was actually the well sampled, and interviews with personnel indicate the last sample collected on 1/29/08 by this particualr field team definitely came from LL12 (which was the only sample collected at LL12 by this sampling team on 1/29)

SPECIAL NOTES:

NA

TOMORROWS EXPECTATIONS:

Expectations for tomorrow are to safely and correctly collect samples from a minimum of 10 wells.

By: Erik Corbin 4/1/08 QA Checked by: [signature] 4/1/08

(Signature and date) (Signature and date)

Date: 30-Jan

S	M	T	W	T	F	S
			X			

DAILY QUALITY CONTROL REPORT

COE Project Manager: Glen Beckham

Project: Ravenna Army Ammunition Plant Groundwater Monitoring

Job No.: 30240

Contract No.: W912QR-04-D-0036

Weather	Bright Sun	Clear	Over-Cast	Rain	Snow
		X	X		
Temp	To 32	32-50	50-70	70-85	85 up
	X				
Wind	Still	Moder	High	Report No.	
			X		
Humidity	Dry	Moder	Humid	013008	
		X			

SUB-CONTRACTORS ON SITE:

Environmental Quality Management, Inc. & Los Alamos Technical Associates

EQUIPMENT ON SITE:

Three water quality meters (2 Horiba-U22's and 1 MicroPurge Basics); One multigas detector (MSA); Four bladder pumps w/ associated controllers and compressors.

WORK PERFORMED (INCLUDING SAMPLING):

242Samples were collected at the following locations: LL12mw-245, LL12mw-185, LL12mw-244, LL12mw-246, LL12mw-187, LL12mw-243, LL12mw-128, LL4mw-200, LL12mw-242, LL12mw-113, and LL12mw-154. A field duplicate and QA split sample was collected from LL12mw-245. Extra volume was collected from LL12mw-128 to be designated for matrix spike/matrix spike duplicate analysis at the laboratory. Additionally, a field rinsate was collected by Team #2.

Project	Ravenna Army Ammunition Plant Groundwater Monitorin	Report No.	013008
Job No.	30240	Date:	1/30/2008

QUALITY CONTROL ACTIVITIES (INCLUDING FIELD CALIBRATIONS):

All field equipment was calibrated prior to mobilizing to the field. Water quality meters were calibrated with AutoCal Solution - certified values are: Conductivity - 4.49 mS/cm; Turbidity - 0 NTU; pH - 4.0 and 7.0 su. Multigas detector calibrated with Zero Air Standard and 100 ppm Isobutylene. All field equipment was within calibration criteria.

HEALTH AND SAFETY LEVELS AND ACTIVITIES:

Health & Safety briefing conducted by Colleen Lear prior to mobilizing to the field. All personnel to don modified Level 4 PPE (i.e. steel-toed shoes, safety glasses, and nitrile gloves). First Aid kits were included in each vehicle, and personnel were made aware of the location of eyewash stations. One vehicle was equipped with a Facility-wide radio, and each team had a cellular phone. Due to the extreme cold and high winds (temperatures in single digits w/ wind gusts up to 60 mph), personnel were directed to dress appropriately and watch for signs of exposure. Personnel were also instructed to be alert for ice and roaming deer.

PROBLEMS ENCOUNTERED/CORRECTIVE ACTION (S) TAKEN:

Remaining aliquots were collected from LL1mw-063 after well was allowed sufficient time to recover. Due to limited sample, only minimim volumes for each parameter were able to be collected. Well was not restabilized, even though samples were collected more than 24 hours from initial stabilization, per direction from USACE due to limited well volume. LL12mw-246 was chosen as replacement for LL1mw-064 which was previously determined to be frozen solid.

SPECIAL NOTES:

NA

TOMORROWS EXPECTATIONS:

Expectations for tomorrow are to safely and correctly collect remaining samples from the January 2008 RVAAP GWM event.

By: Erik Corbin 4/1/08 (Signature and date)

QA Checked by: (Signature and date) 4/1/08

Date: 31-Jan

S	M	T	W	T	F	S
				X		

DAILY QUALITY CONTROL REPORT

Weather	Bright Sun	Clear	Over-Cast	Rain	Snow
		X			
Temp	To 32	32-50	50-70	70-85	85 up
	X				
Wind	Still	Moder	High	Report No.	
		X			
Humidity	Dry	Moder	Humid	013108	
		X			

COE Project Manager Glen Beckham

Project Ravenna Army Ammunition Plant Groundwater Monitoring

Job No. 30240

Contract No. W912QR-04-D-0036

SUB-CONTRACTORS ON SITE:

Environmental Quality Management, Inc. & Los Alamos Technical Associates

EQUIPMENT ON SITE:

Three water quality meters (2 Horiba-U22's and 1 MicroPurge Basics); One multigas detector (MSA); Four *bladder pumps w/ associated controllers and compressors.*

WORK PERFORMED (INCLUDING SAMPLING):

Samples were collected at the following locations: LL12mw-184, LL12mw-088, LL12mw-107, and LL3mw-235. A field duplicate and QA split sample were collected from LL12mw-107. Extra volume was collected from LL12mw-088 to be designated for matrix spike/matrix spike duplicate analysis at the laboratory. Additionally, a field rinsate was collected by Team #3.

Project	Ravenna Army Ammunition Plant Groundwater Monitorin	Report No.	013108
Job No.	30240	Date:	1/31/2008

QUALITY CONTROL ACTIVITIES (INCLUDING FIELD CALIBRATIONS):

All field equipment was calibrated prior to mobilizing to the field. Water quality meters were calibrated with AutoCal Solution - certified values are: Conductivity - 4.49 mS/cm; Turbidity - 0 NTU; pH - 4.0 and 7.0 su. Multigas detector calibrated with Zero Air Standard and 100 ppm Isobutylene. All field equipment was within calibration criteria.

HEALTH AND SAFETY LEVELS AND ACTIVITIES:

Health & Safety briefing conducted by Colleen Lear prior to mobilizing to the field. All personnel to don modified Level 4 PPE (i.e. steel-toed shoes, safety glasses, and nitrile gloves). First Aid kits were included in each vehicle, and personnel were made aware of the location of eyewash stations. One vehicle was equipped with a Facility-wide radio, and each team had a cellular phone. Due to the cold, personnel were directed to dress appropriately and watch for signs of exposure. Personnel were also instructed to be alert for ice and roaming deer.

PROBLEMS ENCOUNTERED/CORRECTIVE ACTION (S) TAKEN:

NA

SPECIAL NOTES:

NA

TOMORROWS EXPECTATIONS:

None

By: Erik Carlson 4/1/08
(Signature and date)

QA Checked by: [signature] 4/1/08
(Signature and date)

TECHNICAL CHANGE ORDER

ENVIRONMENTAL QUALITY MANAGEMENT, INC.

TECHNICAL CHANGE ORDER

To: V. Deppisch

Subject: RVAAP January 2008 Sampling Event – LL1mw-064

File: Contract Number W912QR-04-D-0036

cc: E. Mohr - OEPA
T. Fisher – OEPA
R. Hockett - USACE

During the January 2008 sampling event at the Ravenna Army Ammunition Plant (RVAAP) the water in the casing of LL1mw-064 well was frozen. The frozen water in the well was measured at a depth of 1.5 feet below top of casing which is approximately 1.5 feet above ground surface. The well measurement was attempted at 1000 hours Monday 28 January and the water was solid. Attempts were made to measure the water again at 1700 hours on 28 January and again at 0800 hours 29 January, but the well water was still frozen. While the air temperature at the time of the measurements on 28 and 29 January was in the 40s° F, the daily average air temperature, as measured by the Weather Bureau, had not been above freezing since 14 January. Thus freezing of water in the well casing that is above ground surface is not unexpected in the cold weather conditions encountered.

Since the forecast was for temperatures to drop below freezing, it was decided that the well water was not going to thaw during this monitoring event. R. Hockett (USACE) was contacted and it was agreed that sampling of this well would be delayed and added to the next group of wells to be sampled. When this well is next scheduled for a January sampling, provisions will be made to sample this well during warmer weather conditions that result in no ice being present in the well. Additionally, it should be noted that the freezing of the water in the well did not appear to have damaged or compromised the integrity of the well. This well is next scheduled for water level measurements and inspection during the July 2008 event.

In order to maintain the current 36 wells being monitored for 2008, the next well in the monitoring well sequence table (reference the sampling sequence in Appendix G of the *FWGWMP Annual Report for 2007*) was added. This well is LL12 mw-246, which will be sampled during the 2008 sampling events.

APPENDIX C

DATA VERIFICATION REPORTS/LABORATORY DATA SHEETS

Data Verification Summary

Site: Ravenna Army Ammunition Plant
Sampling Event: January 2008
STL Sample Delivery Group: A8A290102 **Date:** February 28, 2008
COC#: 074037,336180,074036 **Revision:** 0

Data Validator: Angye Dragotta/Environmental Quality Management, Inc. (EQM, Inc.)

QA/QC Summary

On January 28, 2008 the following samples were collected from groundwater-monitoring wells at Ravenna Army Ammunition Plant and analyzed as part of SDG A8A290102.

Field Sample ID	Analytes	Method
FWGLL2mw-264c-0571-GW	VOCs	SW846 8260B
FWGLL2mw-060c-0569-GW	SVOCs	SW846 8270C
FWGLL2mw-265c-0572-GW	Pesticides	SW846 8081A
FWGLL2mw-DUP1-0601-GW	PCBs	SW846 8082
FWGLL3mw-243c-0582-GW	Cyanide	SW846 9012A
FWGEQUIPRinse1-0609-GW		
FWGLL1mw-079c-0568-GW		
FWGLL1mw-065c-0567-GW		
FWGLL2mw-270c-0574-GW		
FWGLL2mw-268c-0573-GW		
FWGLL2mw-261c-0570-GW		
FWGLL2mw-264c-0571-GF	TAL23 Metals	SW846 6010B/6020/7470A
FWGLL2mw-060c-0569-GF		
FWGLL2mw-265c-0572-GF		
FWGLL2mw-DUP1-0601-GF		
FWGLL3mw-243c-0582-GF		
FWGEQUIPRinse1-0609-GW		
FWGLL1mw-079c-0568-GF		
FWGLL1mw-065c-0567-GF		
FWGLL2mw-270c-0574-GF		
FWGLL2mw-268c-0573-GF		
FWGLL2mw-261c-0570-GF		
FWGTeam1-Trip	VOCs	SW846 8260B
FWGTeam2-Trip		
FWGTeam3-Trip		

The data presented in this report were evaluated according to the *Final Quality Assurance Project Plan Addendum for the Facility-Wide Groundwater Monitoring Program Ravenna Army Ammunition Plant Ravenna, OH, Portage Environmental, September 2004.* The following documents will be used as needed to supplement the project documentation: *Louisville Chemistry Guidelines, USACE, June 2002 version 5, EPA National Functional Guidelines (NFG) for Organic Data Review, EPA-540/R-99-008, October 1999, NFG for Inorganic Data*

Data Verification Summary

Site: Ravenna Army Ammunition Plant
Sampling Event: January 2008
STL Sample Delivery Group: A8A290102 **Date:** February 28, 2008
COC#: 074037,336180,074036 **Revision:** 0

Review, EPA-540/R-04-004, October 2004, Analytical Methods, and Laboratory Standard Operating Procedures. These objectives represent accuracy and precision performance goals for each analytical method.

Thirteen coolers were received at the lab. The coolers were received between 0.2 and 4.2°C. Upon receipt, it was documented by the laboratory, that the samples were not frozen and in good condition. Therefore, no qualifications were made to sample results based on temperatures less than 2°C.

The completeness objective for the project was 90%. The completeness objective was met for this SDG, 97.6%. Limitations, if any, on the data are indicated with qualifiers detailed below.

SUMMARY OF QUALIFICATIONS AND QC OUTLIERS:

Sample ID	Method	Analyte	Concentration (µg/L)	Lab Flag	Ver Flag	Reason
FWGEQUIPRINSE 1-0609-GW	8260B	2-Butanone	1.9	J	J	Result was between the MDL and RL
		Acetone	5.0	J	BJ	B = Result was less than 5x CCB contamination J = Result was between the MDL and RL
		Bromoform	1.0	U	UJ	MRL Verification recovered below control limits
		Methylene chloride	2.0	U	UJ	
		Chloroform	0.90	J	J	Results were between the MDL and RL
		Chloromethane	0.30	J	J	
		Toluene	0.41	J	J	
	8270C	Hexachlorocyclopentadiene	10	U	R	LCS recovered below 10%
		Benzoic acid	10	U	R	MRL Verification recovered below control limits; LCS recovered below 10%
	6010B	Potassium	148	BJ	J	Result was between the MDL and RL; Serial Dilution %D was above control limits
FWGLL1mw-065C-0567-GF	6010B	Potassium	1140	J	J	Serial Dilution %D was above control limits
	6020	Zinc	2.5	B	J	Result was between the MDL and RL; lab dup RPD was above control limits

Data Verification Summary

Site: Ravenna Army Ammunition Plant
Sampling Event: January 2008
STL Sample Delivery Group: A8A290102
COC#: 074037,336180,074036

Date: February 28, 2008
Revision: 0

Sample ID	Method	Analyte	Concentration (µg/L)	Lab Flag	Ver Flag	Reason
FWGLL1mw-065C-0567-GW	8081A	All Analytes	Various	U	UJ	Surrogate recovery was below control limits
	8082	All Analytes	0.50	U	UJ	Surrogate recovery was below control limits
	8260B	2-Butanone	10	U	R	Not detected in MDL verification
		Acetone	10	U	R	
		Bromoform	1.0	U	UJ	MRL Verification recovered below control limits
		Methylene chloride	2.0	U	UJ	
		Chloromethane	0.32	J	J	Result was between the MDL and RL
	8270C	Hexachlorocyclopentadiene	10	U	R	LCS recovered below 10%
		Benzoic acid	10	U	R	MRL Verification recovered below control limits; LCS recovered below 10%
		Bis (2-Ethylhexyl)phthalate	8.6	J	J	Result was between the MDL and RL
FWGLL1mw-079C-0568-GF	6020	Cadmium	0.21	J	J	Result was between the MDL and RL
		Zinc	48.9	-	J	Lab duplicate RPD was above control limits
	6010B	Barium	5.4	B	J	Result was between the MDL and RL
		Nickel	12.8	-	J	Lab duplicate RPD was above control limits
		Potassium	3330	J	J	Serial Dilution %D was above control limits
FWGLL1mw-079C-0568-GW	8081A	beta-BHC	0.018	J	J	Result was between the MDL and RL
	8260B	2-Butanone	10	U	R	Not detected in MDL verification
		Acetone	10	U	R	
		Bromoform	1.0	U	UJ	MRL Verification recovered below control limits
		Methylene chloride	2.0	U	UJ	
	8270C	Hexachlorocyclopentadiene	10	U	R	LCS recovered below 10%

Data Verification Summary

Site: Ravenna Army Ammunition Plant
Sampling Event: January 2008
STL Sample Delivery Group: A8A290102
COC#: 074037,336180,074036

Date: February 28, 2008
Revision: 0

Sample ID	Method	Analyte	Concentration (µg/L)	Lab Flag	Ver Flag	Reason
FWGLL1mw-079C-0568-GW	8270C	Benzoic acid	10	U	R	MRL Verification recovered below control limits; LCS recovered below 10%
FWGLL2mw-060C-0569-GF	6020	Antimony	0.18	B	J	Results were between the MDL and RL
		Iron	32.2	B	J	
		Zinc	3.4	B	J	Result was between the MDL and RL; lab dup RPD was above control limits
	6010B	Potassium	451	BJ	J	Result was between the MDL and RL; serial dilution %D was above control limits
FWGLL2mw-060C-0569-GW	8082	All Analytes	0.50	U	UJ	Surrogate recovery was below control limits
	8260B	2-Butanone	10	U	R	Not detected in MDL verification
		Acetone	10	U	R	
		Bromoform	1.0	U	UJ	MRL Verification recovered below control limits
		Methylene chloride	2.0	J	UJ	
	8270C	Hexachlorocyclopentadiene	10	U	R	LCS recovered below 10%
		Benzoic acid	10	U	R	MRL Verification recovered below control limits; LCS recovered below 10%
FWGLL2mw-261C-0570-GF	6010B	Cobalt	1.9	B	J	Results were between the MDL and RL; Lab dup RPDs were above control limits
		Nickel	4.0	B	J	
		Potassium	1130	JE	J	Serial dilution %D was above control limits
FWGLL2mw-261C-0570-GW	8260B	2-Butanone	10	U	R	Not detected in MDL verification
		Acetone	10	U	R	
		Bromoform	1.0	U	UJ	MRL Verification recovered below control limits
		Methylene chloride	2.0	U	UJ	
	8270C	Hexachlorocyclopentadiene	10	U	R	LCS recovered below 10%; MS/MSD recovered below control limits

Data Verification Summary

Site: Ravenna Army Ammunition Plant
Sampling Event: January 2008
STL Sample Delivery Group: A8A290102
COC#: 074037,336180,074036

Date: February 28, 2008
Revision: 0

Sample ID	Method	Analyte	Concentration (µg/L)	Lab Flag	Ver Flag	Reason
FWGLL2mw-261C-0570-GW	8270C	Benzoic acid	10	U	R	MRL Verification and MS/MSD recoveries were below control limits; LCS Recovery was below 10%
FWGLL2mw-264C-0571GF	6020	Thallium	0.15	B	J	Result was between the MDL and RL
		Zinc	2.4	B	J	Result was between the MDL and RL; lab dup RPD was above control limits
	6010B	Potassium	607	BJ	J	Result was between the MDL and RL; serial dilution %D was above control limits
		Barium	4.8	B	J	Result was between the MDL and RL
FWGLL2mw-264C-0571GW	8260B	2-Butanone	10	U	R	Not detected in MDL verification
		Acetone	10	U	R	
		Bromoform	1.0	U	UJ	MRL Verification recovered below control limits
		Methylene chloride	2.0	U	UJ	
	8270C	Hexachlorocyclopentadiene	10	U	R	LCS recovered below 10%
		Benzoic acid	10	U	R	MRL Verification recovered below control limits; LCS recovered below 10%
FWGLL2mw-265C-0572-GF	6020	Zinc	2.8	B	J	Result was between the MDL and RL; lab dup RPD was above control limits
	6010B	Potassium	561	BJ	J	Result was between the MDL and RL; serial dilution %D was above control limits
		Barium	6.2	B	J	Result was between the MDL and RL

Data Verification Summary

Site: Ravenna Army Ammunition Plant
Sampling Event: January 2008
STL Sample Delivery Group: A8A290102
COC#: 074037,336180,074036

Date: February 28, 2008
Revision: 0

Sample ID	Method	Analyte	Concentration (µg/L)	Lab Flag	Ver Flag	Reason
FWGLL2mw-265C-0572-GF	6010B	Nickel	8.2	B	J	Result was between the MDL and RL; lab and field duplicate RPDs were above control limits
FWGLL2mw-265C-0572-GW	8260B	2-Butanone	10	U	R	Not detected in MDL verification
		Acetone	1.2	J	J	Result was between the MDL and RL
		Bromoform	1.0	U	UJ	MRL Verification recovered below control limits
		Methylene chloride	2.0	U	UJ	
	8270C	Hexachlorocyclopentadiene	10	U	R	LCS recovered below 10%
		Benzoic acid	10	U	R	MRL Verification recovered below control limits; LCS recovered below 10%
FWGLL2mw-268C-0573-GF	7470A	Mercury	0.14	B	BJ	B = Result was less than 5x CCB contamination J = Result was between the MDL and RL
	6010B	Potassium	1600	J	J	Serial dilution %D was above control limits
FWGLL2mw-268C-0573-GW	8082	All Analytes	0.50	U	UJ	Surrogate recovery was below control limits
	8260B	2-Butanone	10	U	R	Not detected in MDL verification
		Acetone	5.4	J	J	Result was between the MDL and RL
		Bromoform	1.0	U	UJ	MRL Verification recovered below control limits
		Methylene Chloride	2.0	U	UJ	
	8270C	Hexachlorocyclopentadiene	10	U	R	LCS recovered below 10%
		Benzoic acid	10	U	R	MRL Verification recovered below control limits; LCS recovered below 10%
FWGLL2mw-270C-0574-GF	6020	Zinc	12.6	-	J	Lab dup RPD was above control limits

Data Verification Summary

Site: Ravenna Army Ammunition Plant
Sampling Event: January 2008
STL Sample Delivery Group: A8A290102
COC#: 074037,336180,074036

Date: February 28, 2008
Revision: 0

Sample ID	Method	Analyte	Concentration (µg/L)	Lab Flag	Ver Flag	Reason
FWGLL2mw-270C-0574-GF	6010B	Potassium	1430	J	J	Serial dilution %D was above control limits
		Cobalt	13.5	-	J	Lab duplicate RPDs were above control limits
		Nickel	25.6	-	J	
FWGLL2mw-270C-0574-GW	8082	All Analytes	0.50	U	UJ	Surrogate recovery was below control limits
	8260B	2-Butanone	10	U	R	Not detected in MDL verification
		Acetone	10	U	R	
		Bromoform	1.0	U	UJ	MRL Verification recovered below control limits
		Methylene chloride	2.0	U	UJ	
	8270C	Hexachlorocyclopentadiene	10	U	R	LCS recovered below 10%
		Benzoic acid	10	U	R	MRL Verification recovered below control limits; LCS recovered below 10%
		Pentachlorophenol	1.3	J	J	Result was between the MDL and RL
FWGLL2mw-DUP1-0601-GF	6010B	Arsenic	4.3	B	J	Results were between the MDL and RL; Field duplicate RPDs were above control limits
		Silver	2.6	B	J	
		Vanadium	2.2	B	J	
		Barium	6.9	B	J	Result between the MDL and RL
		Cobalt	3.5	B	J	Results were between the MDL and RL; lab and field duplicate RPDs were above control limits
		Nickel	11.3	-	J	Lab and field duplicate RPDs were above control limits
		Potassium	600	BJ	J	Result was between the MDL and RL; serial dilution %D was above control limits

Data Verification Summary

Site: Ravenna Army Ammunition Plant
Sampling Event: January 2008
STL Sample Delivery Group: A8A290102
COC#: 074037,336180,074036

Date: February 28, 2008
Revision: 0

Sample ID	Method	Analyte	Concentration (µg/L)	Lab Flag	Ver Flag	Reason
FWGLL2mw-DUP1-0601-GF	6020	Zinc	3.1	B	J	Result was between the MDL and RL; lab dup RPD was above control limits
FWGLL2mw-DUP1-0601-GW	8082	All Analytes	0.50	U	UJ	Surrogate recovery was below control limits
	8260B	2-Butanone	10	U	R	Not detected in MDL verification
		Acetone	10	U	R	
		Bromoform	1.0	U	UJ	MRL Verification recovered below control limits
		Methylene chloride	2.0	U	UJ	
	8270C	Hexachlorocyclopentadiene	10	U	R	LCS recovered below 10%
		Benzoic acid	10	U	R	MRL Verification recovered below control limits; LCS recovered below 10%
FWGLL3mw-243C-0582-GF	6020	Zinc	5.3	B	J	Result was between the MDL and RL; lab dup RPD was above control limits
		Antimony	0.40	B	J	Result was between the MDL and RL
	6010B	Manganese	1.1	B	J	Result was between the MDL and RL
		Potassium	1290	-	J	Serial dilution %D was above control limits
FWGLL3mw-243C-0582-GW	8081A	All Analytes	Various	U	UJ	Surrogate recovery was below control limits
	8260B	2-Butanone	10	U	R	Not detected in MDL verification
		Acetone	10	U	R	
		Bromoform	1.0	U	UJ	MRL Verification recovered below control limits
		Methylene Chloride	2.0	U	UJ	
	8270C	Hexachlorocyclopentadiene	10	U	R	LCS recovered below 10%

Data Verification Summary

Site: Ravenna Army Ammunition Plant
Sampling Event: January 2008
STL Sample Delivery Group: A8A290102
COC#: 074037,336180,074036

Date: February 28, 2008
Revision: 0

Sample ID	Method	Analyte	Concentration (µg/L)	Lab Flag	Ver Flag	Reason
FWGLL3mw-243C-0582-GW	8270C	Benzoic acid	10	U	R	MRL Verification recovered below control limits; LCS recovered below 10%
FWGTEAM1-Trip	8260B	2-Butanone	10	U	R	Not detected in MDL verification
		Acetone	4.6	J	R	Result was between the MDL and RL
		Bromoform	1.0	U	UJ	MRL Verification recovered below control limits
		Methylene chloride	2.0	U	UJ	
FWGTEAM2-Trip	8260B	2-Butanone	10	U	R	Not detected in MDL verification
		Acetone	4.9	J	R	Results were between the MDL and RL
		4-Methyl-2-Pentanone	0.32	J	J	
		Bromoform	1	UJ	UJ	MRL Verification recovered below control limits
		Methylene chloride	2	UJ	UJ	
FWGTEAM3-Trip	8260B	2-Butanone	10	U	R	Not detected in MDL verification
		Acetone	6.2	J	R	Result was between the MDL and RL
		Bromoform	1.0	U	UJ	MRL Verification recovered below control limits
		Methylene chloride	2.0	U	UJ	

J = Analyte concentration is considered an estimated value.
MDL = Method Detection Limit
RL = reporting limit
MB = Method Blank
B = Analyte was found in an associated blank
%D = Percent Difference
Ver = Verification flag
MS/MSD = Matrix Spike/Matrix Spike Duplicate
U = Analyte is not detected.
R = Result is non-usable
LCS = Laboratory Control Sample
MRL = Method Reporting Limit
RPD = Relative Percent Difference
CCB = Continuing Calibration Blank
"-" = Lab did not flag analyte
dup = duplicate

VOAs - 8260B

The following QC criteria were reviewed with acceptable results:

- Holding times, preservation, sample handling
- Tuning criteria
- Initial Calibration Criteria including SPCC and CCC compounds
- Internal standard area counts and retention times
- ICV and CCV criteria
- Method blank was free from contamination

- LCS recovery criteria
- MS/MSD recovery and RPD criteria
- Surrogate recoveries
- Field Duplicate RPD criteria

MDL Level Verification

Acetone and 2-Butanone were not detected in the MDL check. The non-detected sample results for acetone and 2- Butanone were flagged non-usable "R".

QC/MRL

The opening MRL had Acetone %R at 180%, Methylene Chloride %R at 46.1% and 2-Butanone %R at 66.8%. The closing MRL had Acetone %R at 0%, Methylene Chloride %R at 63.2%, 2-Butanone %R at 64.6%, and Bromoform %R at 61.4%. No additional qualifications were made for acetone and 2-butanone. The results for methylene chloride and bromoform were qualified "UJ" estimated, since there were no detected results.

FWGTeam2-Trip had acetone detected at 4.9 ug/L and 4-methyl-2-pentanone detected at 0.32 ug/L. There were no qualifications made because the contamination was less than ½ the MRL (10 ppb).

FWGTeam3-Trip had acetone detected at 6.2 ug/L. Sample FWGEQUIPRinse1-0609-GW had the acetone result qualified non-detect "B".

FWGEQUIPRinse1-0609-GW had acetone detected at 5.0ug/L, chloromethane detected at 0.3 ug/L, chloroform detected at 0.9ug/L, 2-butanone detected at 1.9ug/L and toluene detected at 0.41ug/L. All detected results for the equipment rinse (with the exception of chloroform) were not greater than ½ MRL, so no qualifications were made. There were no detected results in the samples for chloroform, so no qualifications were made based on the equipment rinse chloroform result.

FWGTeam1-Trip had acetone detected at 4.6 ug/L. There were no qualifications made because the contamination was less than ½ the MRL (10 ppb).

SVOCs- 8270C

The following QC criteria were reviewed with acceptable results:

- Holding times, preservation, sample handling
- Tuning criteria
- Initial Calibration criteria including CCC and SPCC compounds
- ICV criteria
- MDL Level Verification
- Internal standard area counts and retention times
- Method blank and field blank free from contamination

- Field Duplicate RPD criteria

The closing MRL (2/1/08) had Benzoic Acid %R at 58.46%. Samples results for benzoic acid flagged as estimated, "J" for detected and "UJ" for non-detected results.

2/1/08 CCV had benzoic acid %D at 25.7%. The average %D was <20%; therefore no qualifications were made.

LCS Recoveries

Benzoic acid recovered at 1.2% with control limits of 30-136%. Hexachlorocyclopentadiene recovered at 24% with control limits of 30-115%. 1,4-dichlorobenzene recovered at 135% with control limits of 30-115%. Isophorone recovered at 117% with control limits of 33-115%. Benzoic acid and hexachlorocyclopentadiene results were qualified non-usable "R". Detected results for 1,4-dichlorobenzene and isophorone qualified estimated, "J".

Sample FWGLL2mw-261c-0570-GW was the parent MS/MSD sample.

- Benzoic acid recovered below the LCG control limits (45-135%) in the MS (2.6%) and MSD (3.1%). The RPD was within control limits.
- 2,4-Dimethylphenol MS (40%) and MSD (41%), although within the lab control limits (28-109%), recovered below the LCG control limits (45-135%).
- 2,4-Dinitrophenol MS (30%) and MSD (26%), although within the lab control limits (14-138%), recovered below the LCG control limits (45-135%).
- Hexachlorocyclopentadiene recovered below the LCG control limits (45-135%) in the MS (8.9%) and MSD (7.0%). The RPD was within control limits.
- Benzoic acid and Hexachlorocyclopentadiene also had LCS recovery failures. The parent sample had the hexachlorocyclopentadiene and benzoic acid results qualified non-usable "R".
- There were no other QC outliers for 2,4-Dimethylphenol and 2,4-Dinitrophenol; therefore no qualifications were made.

Samples FWGLL2mw-264c-0571-GW, FWGLL2mw-060c-0569-GW, FWGLL2mw-265c-0572-GW, FWGLL2mw-DUP1-0601-GW, FWGLL3mw-243c-0582-GW, FWGLL1mw-065c-0567-GW, and FWGLL2mw-261c-0570-GW-MS had surrogate 2-fluorophenol recover below control limits (50%). No qualifications were made because LCG (Attachment A "Data Validation Guidelines, Section 2.10) allows one surrogate failure without qualification.

Pesticides- 8081

The following QC criteria were reviewed with acceptable results:

- Holding times, preservation, sample handling
- Initial Calibration criteria
- DDT and Endrin breakdown criteria

- Retention time criteria
- ICV criteria
- The method blank was free from contamination
- Equipment Rinse was free from contamination
- MS/MSD percent recoveries and RPD values criteria
- Surrogate recovery criteria
- Second Column confirmation criteria
- MDL verification criteria
- Field Duplicate RPD criteria

MRL check on Instrument A2HP3 on 2/1/08 @ 2127 had heptachlor recover at 242.2% on the front column. There were no detected results therefore no qualifications were made.

MRL check on instrument A2HP3 on 2/2/08 @ 0532 had heptachlor recover at 408.6% on the front column. There were no detected results therefore no qualifications were made.

CCVs

- 2/1/08 @ 2103 front column had Alpha-BHC %D at -17.22% and heptachlor %D at -76.97%. The average %D was -7.64%. There were no detected results therefore no qualifications were made.
- 2/2/08 @ 0508 front column had Alpha-BHC %D at -22.29%, gamma-BHC %D at -16.62%, heptachlor %D at -16.62%, aldrin %D at -23.68%, heptachlor epoxide %D at -17.83%, and alpha-chlordane %D at -17.28%, which were <15% (neg). The average %D was -10.64%. There were no detected results therefore no qualifications were made.
- 2/2/08 @ 0508 back column had Alpha-BHC %D at -20.36%, gamma-BHC %D at -17.06%, heptachlor %D at -22.60%, aldrin %D at -23.14%, and heptachlor epoxide %D at -17.27%, which were < 15% (neg). The average %D was -11.788%. There were no detected results therefore no qualifications were made.
- 2/12/08 @ 1141 front column had heptachlor %D at -17.05% and methoxychlor %D at -17.18%, which were < 15% (neg). The average %D was <15%. There were no detected results therefore no qualifications were made. Back column all acceptable.
- 2/12/08 @ 1225 front column Toxaphene had all peaks greater than 15%D but <30%D. There were no detected results therefore no qualifications were made.
- 2/12/08 @ 1225 back column Toxaphene had all peaks greater than 15%D but <30%D. There were no detected results therefore no qualifications were made.
- 2/12/08 @ 1417 front had heptachlor %D at -18.65%, endrin %D at -16.52%, and methoxychlor %D at -15.90%, which were < 15% (neg). The average %D was <15%. There were no detected results therefore no qualifications were made. Back column acceptable.
- 2/12/08 @ 1332 front column Toxaphene had Peak #5 greater than 30%D with an average %D <15%. No qualifications were made since the average was less than 15%.

Site: Ravenna Army Ammunition Plant
Sampling Event: January 2008
STL Sample Delivery Group: A8A290102
COC#: 074037,336180,074036
Date: February 28, 2008
Revision: 0

Matrix Spikes
Alpha-BHC recovered at 146% in the MS and 124% in the MSD. Aldrin recovered at 144% in the MS and 119% in the MSD. Both analytes had acceptable RPDs. There were no detected results or other QC outliers. Therefore no qualifications were made.

Surrogates
DCB recovered below control limits of 50-150% in samples FWGLL3mw-243c-0582-GW (37%) and FWGLL1mw-065c-0567-GW (45%). The results were flagged as estimated, "UJ".

PCBs- 8082
The following QC criteria were reviewed with acceptable results:

- Holding times, preservation, sample handling
- Initial Calibration criteria
- Retention time criteria
- MDL verification criteria
- ICV and CCV criteria
- The method blank was free from contamination
- Equipment Rinse was free from contamination
- MRL Level Verification criteria
- MS/MSD percent recoveries and RPD values criteria
- LCS/LCSD percent recoveries and RPD value criteria
- Second Column confirmation criteria
- Field Duplicate RPD criteria

Surrogate DCB recovered below control limits in samples FWGLL2mw-060c-0569-GW (47%), FWGLL2mw-DUP1-0601-GW (40%), FWGLL1mw-065c-0567-GW (38%), FWGLL11mw-270c-0574-GW (42%) and FWGLL11mw-268c-0573-GW (48%). All associated results were qualified estimated "UJ".

Metals - 6010B
The following QC criteria were reviewed with acceptable results:

- Holding times, preservation, sample handling
- Initial Calibration criteria
- ICV and CCV criteria
- Interference Check Sample (ICSAB) criteria
- LCS recovery criteria
- MS recovery criteria
- MDL Verification criteria
- MRL verification criteria

Potassium was detected in the ICB at 146 ug/L with a RL of 1000 ug/L. The contamination was less than ½ the RL. Therefore no qualifications were made.

Potassium was detected in bracketing CCBs between 142 and 151 ppb with a RL of 1000 ppb. The contamination was less than ½ the RL; therefore no qualifications were made.

No qualifications were made in calibration blanks due to negative blanks greater than ½ MRL, since the LCG doesn't specifically address negative blank values.

The method blank had potassium detected at 144 ug/L with a RL of 1000ppb. There were no qualifications made since the method blank value was less than ½ the MRL.

Equipment Rinse FWGEQUIPRinse1-0609-GW had Potassium detected at 148 ug/L with a RL of 1000 ug/L. The contamination was less than ½ MRL; therefore no qualifications were made.

Cobalt, chromium, and nickel lab duplicate RPDs were 200%. Samples FWGLL2mw-265c-0572-GF and FWGLL1mw-079c-0568-GF had the nickel results qualified estimated "J". Samples FWGLL2mw-DUP1-0601-GF, FWGLL2mw-261c-0570-GF, and FWGLL2mw-270c-0574-GF had the cobalt, and nickel results qualified estimated "J".

The serial dilution for potassium had a %D of 40.9%, above control criteria of 10%. All potassium results were qualified estimated "J".

FWGLL2mw-DUP1-0601-GF was a field duplicate for FWGLL2mw-265C-0572-GF. The Silver, Arsenic, Cobalt, and Vanadium RPDs were 200%. The Nickel RPD was 31.8%. The detected results were qualified estimated "J".

Metals - 6020

The following QC criteria were reviewed with acceptable results:

- Holding times, preservation, sample handling
- Internal standard and tune criteria
- Initial Calibration criteria
- ICV and CCV criteria
- MRL verification criteria
- MDL Verification Data
- Method Blank was free from contamination
- Interference Check Sample (ICSAB) criteria
- LCS percent recovery
- MS recovery criteria
- Post Digestion Spike criteria
- Serial Dilution criteria
- Field Duplicate RPD criteria

Beryllium was detected in the ICB at 0.011 ug/L with a RL of 1ug/L. The contamination was less than ½ the RL. Therefore no qualifications were made.

Beryllium was detected in bracketing CCBs between .0077and 0.014 ug/L with a RL of 1 ug/L. The contamination was less than ½ the RL; therefore no qualifications were made.

No qualifications were made in calibration blanks due to negative blanks greater than ½ MRL, since the LCG doesn't specifically address negative blank values.

The zinc lab duplicate RPD was 200%. Samples FWGLL2mw-264c-0571-GF, FWGLL2mw-060c-0569-GF, FWGLL3mw-243c-0582-GF, FWGLL2mw-265c-0572-GF, FWGLL1mw-079c-0568-GF, FWGLL2mw-DUP1-0601-GF, FWGLL2mw-270c-0574-GF, and FWGLL1mw-065c-0567-GF had the zinc results qualified estimated "J".

Mercury - 7470A

The following QC criteria were reviewed with acceptable results:

- Holding times, preservation, sample handling
- Initial Calibration criteria
- ICV criteria
- ICB was free from contamination
- The method blank was free from contamination
- Equipment Rinse was free from contamination
- MRL and MDL verification criteria
- LCS percent recovery
- MS percent recovery

CCB 5 was analyzed 1/31/08 @1121 was detected above ½ the MRL at 0.1191 ug/L. Sample FWGLLmw2-268C-0573-GF was detected less than 5x blank contamination (0.14 ug/L), and was flagged, "U".

Cyanide- 9012

The following QC criteria were reviewed with acceptable results:

- Holding times, preservation, sample handling
- Initial Calibration criteria
- ICV and CCV criteria
- MRL Verification Check criteria
- Method Blank was free from contamination
- Equipment Rinse was free from contamination
- LCS/LCSD percent recoveries and RPD value criteria
- MS/MSD percent recoveries and RPD values criteria

Data Verification Summary

Site: Ravenna Army Ammunition Plant
Sampling Event: January 2008
STL Sample Delivery Group: A8A290102
COC#: 074037,336180,074036

Date: February 28, 2008
Revision: 0

No other QC outliers noted.

Data Validator:
Date: 3/13/08

Senior Data Validator:
Date: 3/13/08

Sample Qualification Report with Reason Codes (All Results sorted by Client Sample ID)

Client Sample ID : FWGEQUIPRINSE1-0609-GW **Lab Report Batch :** A8A290102 **Lab ID :** STLCAN

Sample Date : 01/28/2008 **Analysis Type: RES** **Sample Matrix :** AQ

Lab Sample ID: A8A290102012

Reviewed By / Date : Angye Dragotta 2/28/2008 **Approved By / Date :** Heather McCloy 3/6/08

Analyte Name	Result	Uncertainty / Error	Result Units	Lab Qual	Rep Res	Overall Qual*	Temp	HT	MB	LCS	MS	Lab Dup	Surr	Rep Limit	Moist Tot/Dis	Field QC	Tune	IC	ICV	CV / CCV	Reason Codes
Analysis Method : 8081A						**Dilution: 1**															
4,4'-DDD	0.030		ug/L	U	YES																
4,4'-DDE	0.030		ug/L	U	YES																
4,4'-DDT	0.030		ug/L	U	YES																
Aldrin	0.030		ug/L	U	YES																
alpha-BHC	0.030		ug/L	U	YES																
alpha-Chordane	0.030		ug/L	U	YES																
beta-BHC	0.030		ug/L	U	YES																
delta-BHC	0.030		ug/L	U	YES																
Dieldrin	0.030		ug/L	U	YES																
Endosulfan I	0.025		ug/L	U	YES																
Endosulfan II	0.025		ug/L	U	YES																
Endosulfan sulfate	0.030		ug/L	U	YES																
Endrin	0.030		ug/L	U	YES																
Endrin aldehyde	0.030		ug/L	U	YES																
Endrin ketone	0.030		ug/L	U	YES																
gamma-BHC	0.030		ug/L	U	YES																
gamma-Chlordane	0.030		ug/L	U	YES																
Heptachlor	0.030		ug/L	U	YES																
Heptachlor epoxide	0.030		ug/L	U	YES																
Methoxychlor	0.10		ug/L	U	YES																
Toxaphene	2.0		ug/L	U	YES																
Analysis Method : 8082						**Dilution: 1**															
Aroclor 1016	0.50		ug/L	U	YES																
Aroclor 1221	0.50		ug/L	U	YES																
Aroclor 1232	0.50		ug/L	U	YES																
Aroclor 1242	0.50		ug/L	U	YES																
Aroclor 1248	0.50		ug/L	U	YES																
Aroclor 1254	0.50		ug/L	U	YES																
Aroclor 1260	0.50		ug/L	U	YES																
Analysis Method : 8260B						**Dilution: 1**															
1,1,1-Trichloroethane	1.0		ug/L	U	YES																
1,1,2,2-Tetrachloroethane	1.0		ug/L	U	YES																

* Overall result qualifier reflects summation of qualifiers added during automated data review and any qualifiers added manually for categories not assessed by automated data review

Sample Qualification Report with Reason Codes (All Results sorted by Client Sample ID)

Client Sample ID : FWGEQUIPRINSE1-0609-GW **Lab Report Batch :** A8A290102 **Lab ID :** STLCAN

Sample Date : 01/28/2008 **Analysis Type: RES** **Sample Matrix :** AQ

Lab Sample ID: A8A290102012

Reviewed By / Date : Angye Dragotta 2/28/2008 **Approved By / Date :** H Medley 3/6/2008

Analyte Name	Result	Uncertainty / Error	Result Units	Lab Qual	Rep Res	Overall Qual*	Temp	HT	MB	LCS	MS	Lab Dup	Surr	Rep Limit	Moist Tot/Dis	Field QC	Tune	IC	ICV	CV / CCV	Reason Codes
Analysis Method : 8260B						**Dilution: 1**															
1,1,2-Trichloroethane	1.0		ug/L	U	YES																
1,1-Dichloroethane	1.0		ug/L	U	YES																
1,1-Dichloroethene	1.0		ug/L	U	YES																
1,2-Dibromoethane	1.0		ug/L	U	YES																
1,2-Dichloroethane	1.0		ug/L	U	YES																
1,2-Dichloroethene (total)	1.0		ug/L	U	YES																
1,2-Dichloropropane	1.0		ug/L	U	YES																
2-Butanone	1.9		ug/L	J	YES	J								J							L
2-Hexanone	10		ug/L	U	YES																
4-Methyl-2-pentanone	10		ug/L	U	YES																
Acetone	5.0		ug/L	J	YES	UJ								J		UB					O, L
Benzene	1.0		ug/L	U	YES																
Bromochloromethane	1.0		ug/L	U	YES																
Bromodichloromethane	1.0		ug/L	U	YES																
Bromoform	1.0		ug/L	U	YES	UJ															Pj-
Bromomethane	1.0		ug/L	U	YES																
Carbon disulfide	1.0		ug/L	U	YES																
Carbon tetrachloride	1.0		ug/L	U	YES																
Chlorobenzene	1.0		ug/L	U	YES																
Chloroethane	1.0		ug/L	U	YES																
Chloroform	0.90		ug/L	J	YES	J								J							L
Chloromethane	0.30		ug/L	J	YES	J								J							L
cis-1,2-Dichloroethene	1.0		ug/L	U	YES																
cis-1,3-Dichloropropene	1.0		ug/L	U	YES																
Dibromochloromethane	1.0		ug/L	U	YES																
Ethylbenzene	1.0		ug/L	U	YES																
M&P-XYLENES	2.0		ug/L	U	YES																
Methylene chloride	2.0		ug/L	U	YES	UJ															Pj-
o-Xylene	1.0		ug/L	U	YES																
Styrene	1.0		ug/L	U	YES																
Tetrachloroethene	1.0		ug/L	U	YES																

* Overall result qualifier reflects summation of qualifiers added during automated data review and any qualifiers added manually for categories not assessed by automated data review

Sample Qualification Report with Reason Codes (All Results sorted by Client Sample ID)

Client Sample ID : FWGEQUIPRINSE1-0609-GW **Lab Report Batch :** A8A290102 **Lab ID :** STLCAN

Sample Date : 01/28/2008 **Analysis Type: RES** **Sample Matrix :** AQ

Lab Sample ID: A8A290102012

Reviewed By / Date : Angye Dragotta 2/28/2008 **Approved By / Date :** Heather Holley 3/6/08

Analyte Name	Result	Uncertainty / Error	Result Units	Lab Qual	Rep Res	Overall Qual*	Temp	HT	MB	LCS	MS	Lab Dup	Surr	Rep Limit	Moist Tot/Dis	Field QC	Tune	IC	ICV	CV / CCV	Reason Codes
Analysis Method : 8260B						**Dilution: 1**															
Toluene	0.41		ug/L	J	YES	J								J							L
TOTAL XYLENES	2.0		ug/L	U	YES																
trans-1,2-Dichloroethene	1.0		ug/L	U	YES																
trans-1,3-Dichloropropene	1.0		ug/L	U	YES																
Trichloroethene	1.0		ug/L	U	YES																
Vinyl chloride	1.0		ug/L	U	YES																
Analysis Method : 8270C						**Dilution: 1**															
1,2,4-Trichlorobenzene	1.0		ug/L	U	YES																
1,2-Dichlorobenzene	1.0		ug/L	U	YES																
1,3-Dichlorobenzene	1.0		ug/L	U	YES																
1,4-Dichlorobenzene	1.0		ug/L	U	YES																
2,2-OXYBIS (1-CHLOROPROPANE)	1.0		ug/L	U	YES																
2,4,5-Trichlorophenol	5.0		ug/L	U	YES																
2,4,6-Trichlorophenol	5.0		ug/L	U	YES																
2,4-Dichlorophenol	2.0		ug/L	U	YES																
2,4-Dimethylphenol	2.0		ug/L	U	YES																
2,4-Dinitrophenol	5.0		ug/L	U	YES	~~None~~															
2,4-Dinitrotoluene	5.0		ug/L	U	YES																
2,6-Dinitrotoluene	5.0		ug/L	U	YES																
2-Chloronaphthalene	1.0		ug/L	U	YES																
2-Chlorophenol	1.0		ug/L	U	YES																
2-Methylnaphthalene	0.20		ug/L	U	YES																
2-Methylphenol	1.0		ug/L	U	YES																
2-Nitroaniline	2.0		ug/L	U	YES																
2-Nitrophenol	2.0		ug/L	U	YES																
3,3'-Dichlorobenzidine	5.0		ug/L	U	YES																
3-Nitroaniline	2.0		ug/L	U	YES																
4,6-Dinitro-2-methylphenol	5.0		ug/L	U	YES																
4-Bromophenyl phenyl ether	2.0		ug/L	U	YES																
4-Chloro-3-methylphenol	2.0		ug/L	U	YES																
4-Chloroaniline	2.0		ug/L	U	YES																

* Overall result qualifier reflects summation of qualifiers added during automated data review and any qualifiers added manually for categories not assessed by automated data review

Sample Qualification Report with Reason Codes (All Results sorted by Client Sample ID)

Client Sample ID : FWGEQUIPRINSE1-0609-GW **Lab Report Batch :** A8A290102 **Lab ID :** STLCAN

Sample Date : 01/28/2008 **Analysis Type: RES** **Sample Matrix :** AQ

Lab Sample ID: A8A290102012

Reviewed By / Date : Angye Dragotta 2/28/2008 **Approved By / Date :** Heather Kelley 3/6/08

Analyte Name	Result	Uncertainty / Error	Result Units	Lab Qual	Rep Res	Overall Qual*	Temp	HT	MB	LCS	MS	Lab Dup	Surr	Rep Limit	Moist Tot/Dis	Field QC	Tune	IC	ICV	CV / CCV	Reason Codes
Analysis Method : 8270C						**Dilution: 1**															
4-Chlorophenyl phenyl ether	2.0		ug/L	U	YES																
4-Methylphenol	1.0		ug/L	U	YES																
4-Nitroanaline	2.0		ug/L	U	YES																
4-Nitrophenol	5.0		ug/L	U	YES	None															
Acenaphthene	0.20		ug/L	U	YES																
Acenaphthylene	0.20		ug/L	U	YES																
Anthracene	0.20		ug/L	U	YES																
Benzo(a)anthracene	0.20		ug/L	U	YES																
Benzo(a)pyrene	0.20		ug/L	U	YES																
Benzo(b)fluoranthene	0.20		ug/L	U	YES																
BENZO(G,H,I)PERYLENE	0.20		ug/L	U	YES																
Benzo(k)fluoranthene	0.20		ug/L	U	YES																
Benzoic acid	10		ug/L	U	YES	R				R											J-
Benzyl alcohol	5.0		ug/L	U	YES																
bis(2-Chloroethoxy)methane	1.0		ug/L	U	YES																
bis(2-Chloroethyl) ether	1.0		ug/L	U	YES																
bis(2-Ethylhexyl) phthalate	10		ug/L	U	YES																
Butylbenzyl Phthalate	1.0		ug/L	U	YES																
Carbazole	1.0		ug/L	U	YES																
Chrysene	0.20		ug/L	U	YES																
dibenzo(a,h)anthracene	0.20		ug/L	U	YES																
Dibenzofuran	1.0		ug/L	U	YES																
Diethyl phthalate	1.0		ug/L	U	YES																
Dimethyl phthalate	1.0		ug/L	U	YES																
Di-n-butyl phthalate	1.0		ug/L	U	YES																
Di-n-octyl phthalate	1.0		ug/L	U	YES																
Fluoranthene	0.20		ug/L	U	YES																
Fluorene	0.20		ug/L	U	YES																
Hexachlorobenzene	0.20		ug/L	U	YES																
Hexachlorobutadiene	1.0		ug/L	U	YES																
Hexachlorocyclopentadiene	10		ug/L	U	YES	R				R											J-

* Overall result qualifier reflects summation of qualifiers added during automated data review and any qualifiers added manually for categories not assessed by automated data review

Sample Qualification Report with Reason Codes (All Results sorted by Client Sample ID)

Client Sample ID : FWGEQUIPRINSE1-0609-GW **Lab Report Batch :** A8A290102 **Lab ID :** STLCAN

Sample Date : 01/28/2008 **Analysis Type: RES** **Sample Matrix :** AQ

Lab Sample ID: A8A290102012

Reviewed By / Date : Angye Dragotta 2/28/2008 **Approved By / Date :** Heather Bradley 3/6/08

Analyte Name	Result	Uncertainty / Error	Result Units	Lab Qual	Rep Res	Overall Qual*	Temp	HT	MB	LCS	MS	Lab Dup	Surr	Rep Limit	Moist Tot/Dis	Field QC	Tune	IC	ICV	CV / CCV	Reason Codes
Analysis Method : 8270C						**Dilution: 1**															
Hexachloroethane	1.0		ug/L	U	YES																
Indeno(1,2,3-cd)pyrene	0.20		ug/L	U	YES																
Isophorone	1.0		ug/L	U	YES																
Naphthalene	0.20		ug/L	U	YES																
Nitrobenzene	1.0		ug/L	U	YES																
N-nitroso-di-n-propylamine	1.0		ug/L	U	YES																
N-Nitrosodiphenylamine	1.0		ug/L	U	YES																
Pentachlorophenol	5.0		ug/L	U	YES																
Phenanthrene	0.20		ug/L	U	YES																
Phenol	1.0		ug/L	U	YES																
Pyrene	0.20		ug/L	U	YES																
Analysis Method : 9012A						**Dilution: 1**															
Cyanide	0.010		mg/L	U	YES																

* Overall result qualifier reflects summation of qualifiers added during automated data review and any qualifiers added manually for categories not assessed by automated data review

Sample Qualification Report with Reason Codes (All Results sorted by Client Sample ID)

Client Sample ID : FWGEQUIPRINSE1-0609-GW **Lab Report Batch :** A8A290102 **Lab ID :** STLCAN

Sample Date : 01/28/2008 **Analysis Type: RES/TOT** **Sample Matrix :** AQ

Lab Sample ID: A8A290102012

Reviewed By / Date : Angye Dragotta 2/28/2008 **Approved By / Date :** Heather Medley 3/6/08

Analyte Name	Result	Uncertainty / Error	Result Units	Lab Qual	Rep Res	Overall Qual*	Temp	HT	MB	LCS	MS	Lab Dup	Surr	Rep Limit	Moist Tot/Dis	Field QC	Tune	IC	ICV	CV / CCV	Reason Codes
Analysis Method : 6010B						**Dilution: 1**															
Arsenic	5.0		ug/L	U	YES																
Barium	10.0		ug/L	U	YES																
Calcium	1000		ug/L	U	YES																
Chromium	5.0		ug/L	U	YES																
Cobalt	5.0		ug/L	U	YES																
Copper	5.0		ug/L	U	YES																
Lead	3.0		ug/L	U	YES																
Magnesium	1000		ug/L	U	YES																
Manganese	10.0		ug/L	U	YES																
Nickel	10.0		ug/L	U	YES																
Potassium	148		ug/L	B J	YES	J								J							L
Selenium	5.0		ug/L	U	YES																
Silver	5.0		ug/L	U	YES																
Sodium	1000		ug/L	U	YES																
Vanadium	10.0		ug/L	U	YES																
Analysis Method : 6020						**Dilution: 1**															
Aluminum	50.0		ug/L	U	YES																
Antimony	2.0		ug/L	U	YES																
Beryllium	1.0		ug/L	U	YES																
Cadmium	0.50		ug/L	U	YES																
Iron	50.0		ug/L	U	YES																
Thallium	1.0		ug/L	U	YES																
Zinc	10.0		ug/L	U	YES																
Analysis Method : 7470A						**Dilution: 1**															
Mercury	0.20		ug/L	U	YES																

* Overall result qualifier reflects summation of qualifiers added during automated data review and any qualifiers added manually for categories not assessed by automated data review

Sample Qualification Report with Reason Codes (All Results sorted by Client Sample ID)

Client Sample ID : FWGLL1mw-065C-0567-GF
Lab Report Batch : A8A290102
Lab ID : STLCAN
Sample Date : 01/28/2008
Analysis Type: RES/TOT
Sample Matrix : AQ
Lab Sample ID: A8A290102017

Reviewed By / Date : Angye Dragotta 2/28/2008
Approved By / Date : Heather Kelley 3/6/08

Analyte Name	Result	Uncertainty / Error	Result Units	Lab Qual	Rep Res	Overall Qual*	Temp	HT	MB	LCS	MS	Lab Dup	Surr	Rep Limit	Moist Tot/Dis	Field QC	Tune	IC	ICV	CV / CCV	Reason Codes
Analysis Method : 6010B						**Dilution: 1**															
Arsenic	5.0		ug/L	U	YES																
Barium	58.6		ug/L		YES																
Calcium	84300		ug/L		YES																
Chromium	5.0		ug/L	U	YES																
Cobalt	5.0		ug/L	U	YES																
Copper	5.0		ug/L	U	YES																
Lead	3.0		ug/L	U	YES																
Magnesium	21000		ug/L		YES																
Manganese	185		ug/L		YES																
Nickel	10.0		ug/L	U	YES																
Potassium	1140		ug/L	J	YES	J															PJ
Selenium	5.0		ug/L	U	YES																
Silver	5.0		ug/L	U	YES																
Sodium	11500		ug/L		YES																
Vanadium	10.0		ug/L	U	YES																
Analysis Method : 6020						**Dilution: 1**															
Aluminum	50.0		ug/L	U	YES																
Antimony	2.0		ug/L	U	YES																
Beryllium	1.0		ug/L	U	YES																
Cadmium	0.50		ug/L	U	YES																
Iron	116		ug/L		YES																
Thallium	1.0		ug/L	U	YES																
Zinc	2.5		ug/L	B	YES	J						J		J							L, Z
Analysis Method : 7470A						**Dilution: 1**															
Mercury	0.20		ug/L	U	YES																

* Overall result qualifier reflects summation of qualifiers added during automated data review and any qualifiers added manually for categories not assessed by automated data review

Sample Qualification Report with Reason Codes (All Results sorted by Client Sample ID)

Client Sample ID : FWGLL1mw-065C-0567-GW **Lab Report Batch :** A8A290102 **Lab ID :** STLCAN

Sample Date : 01/28/2008 **Analysis Type: RES** **Sample Matrix :** AQ

Lab Sample ID: A8A290102016

Reviewed By / Date : Angye Dragotta 2/28/2008 **Approved By / Date :** Heather Kelly 3/6/08

Analyte Name	Result	Uncertainty / Error	Result Units	Lab Qual	Rep Res	Overall Qual*	Temp	HT	MB	LCS	MS	Lab Dup	Surr	Rep Limit	Moist Tot/Dis	Field QC	Tune	IC	ICV	CV / CCV	Reason Codes
Analysis Method : 8081A						**Dilution: 1**															
4,4'-DDD	0.030		ug/L	U	YES	UJ							UJ								G
4,4'-DDE	0.030		ug/L	U	YES	UJ							UJ								G
4,4'-DDT	0.030		ug/L	U	YES	UJ							UJ								G
Aldrin	0.030		ug/L	U	YES	UJ							UJ								G
alpha-BHC	0.030		ug/L	U	YES	UJ							UJ								G
alpha-Chordane	0.030		ug/L	U	YES	UJ							UJ								G
beta-BHC	0.030		ug/L	U	YES	UJ							UJ								G
delta-BHC	0.030		ug/L	U	YES	UJ							UJ								G
Dieldrin	0.030		ug/L	U	YES	UJ							UJ								G
Endosulfan I	0.025		ug/L	U	YES	UJ							UJ								G
Endosulfan II	0.025		ug/L	U	YES	UJ							UJ								G
Endosulfan sulfate	0.030		ug/L	U	YES	UJ							UJ								G
Endrin	0.030		ug/L	U	YES	UJ							UJ								G
Endrin aldehyde	0.030		ug/L	U	YES	UJ							UJ								G
Endrin ketone	0.030		ug/L	U	YES	UJ							UJ								G
gamma-BHC	0.030		ug/L	U	YES	UJ							UJ								G
gamma-Chlordane	0.030		ug/L	U	YES	UJ							UJ								G
Heptachlor	0.030		ug/L	U	YES	UJ							UJ								G
Heptachlor epoxide	0.030		ug/L	U	YES	UJ							UJ								G
Methoxychlor	0.10		ug/L	U	YES	UJ							UJ								G
Toxaphene	2.0		ug/L	U	YES	UJ							UJ								G
Analysis Method : 8082						**Dilution: 1**															
Aroclor 1016	0.50		ug/L	U	YES	UJ							UJ								G
Aroclor 1221	0.50		ug/L	U	YES	UJ							UJ								G
Aroclor 1232	0.50		ug/L	U	YES	UJ							UJ								G
Aroclor 1242	0.50		ug/L	U	YES	UJ							UJ								G
Aroclor 1248	0.50		ug/L	U	YES	UJ							UJ								G
Aroclor 1254	0.50		ug/L	U	YES	UJ							UJ								G
Aroclor 1260	0.50		ug/L	U	YES	UJ							UJ								G
Analysis Method : 8260B						**Dilution: 1**															
1,1,1-Trichloroethane	1.0		ug/L	U	YES																
1,1,2,2-Tetrachloroethane	1.0		ug/L	U	YES																

* Overall result qualifier reflects summation of qualifiers added during automated data review and any qualifiers added manually for categories not assessed by automated data review

Sample Qualification Report with Reason Codes (All Results sorted by Client Sample ID)

Client Sample ID : FWGLL1mw-065C-0567-GW **Lab Report Batch :** A8A290102 **Lab ID :** STLCAN

Sample Date : 01/28/2008 **Analysis Type: RES** **Sample Matrix :** AQ

Lab Sample ID: A8A290102016

Reviewed By / Date : Angye Dragotta 2/28/2008 **Approved By / Date :** Heather Medley 3/4/08

Analyte Name	Result	Uncertainty / Error	Result Units	Lab Qual	Rep Res	Overall Qual*	Temp	HT	MB	LCS	MS	Lab Dup	Surr	Rep Limit	Moist Tot/Dis	Field QC	Tune	IC	ICV	CV / CCV	Reason Codes
Analysis Method : 8260B						**Dilution: 1**															
1,1,2-Trichloroethane	1.0		ug/L	U	YES																
1,1-Dichloroethane	1.0		ug/L	U	YES																
1,1-Dichloroethene	1.0		ug/L	U	YES																
1,2-Dibromoethane	1.0		ug/L	U	YES																
1,2-Dichloroethane	1.0		ug/L	U	YES																
1,2-Dichloroethene (total)	1.0		ug/L	U	YES																
1,2-Dichloropropane	1.0		ug/L	U	YES																
2-Butanone	10		ug/L	U	YES	R															Pj-
2-Hexanone	10		ug/L	U	YES																
4-Methyl-2-pentanone	10		ug/L	U	YES																
Acetone	10		ug/L	U	YES	R															Pj-,Pm-
Benzene	1.0		ug/L	U	YES																
Bromochloromethane	1.0		ug/L	U	YES																
Bromodichloromethane	1.0		ug/L	U	YES																
Bromoform	1.0		ug/L	U	YES	UJ															Pj-
Bromomethane	1.0		ug/L	U	YES																
Carbon disulfide	1.0		ug/L	U	YES																
Carbon tetrachloride	1.0		ug/L	U	YES																
Chlorobenzene	1.0		ug/L	U	YES																
Chloroethane	1.0		ug/L	U	YES																
Chloroform	1.0		ug/L	U	YES																
Chloromethane	0.32		ug/L	J	YES	J								J							L
cis-1,2-Dichloroethene	1.0		ug/L	U	YES																
cis-1,3-Dichloropropene	1.0		ug/L	U	YES																
Dibromochloromethane	1.0		ug/L	U	YES																
Ethylbenzene	1.0		ug/L	U	YES																
M&P-XYLENES	2.0		ug/L	U	YES																
Methylene chloride	2.0		ug/L	U	YES	UJ															Pj-
o-Xylene	1.0		ug/L	U	YES																
Styrene	1.0		ug/L	U	YES																
Tetrachloroethene	1.0		ug/L	U	YES																

* Overall result qualifier reflects summation of qualifiers added during automated data review and any qualifiers added manually for categories not assessed by automated data review

Sample Qualification Report with Reason Codes (All Results sorted by Client Sample ID)

Client Sample ID : FWGLL1mw-065C-0567-GW **Lab Report Batch :** A8A290102 **Lab ID :** STLCAN

Sample Date : 01/28/2008 **Analysis Type: RES** **Sample Matrix :** AQ

Lab Sample ID: A8A290102016

Reviewed By / Date : Angye Dragotta 2/28/2008 **Approved By / Date :** Heather Mulloy 3/6/08

Analyte Name	Result	Uncertainty / Error	Result Units	Lab Qual	Rep Res	Overall Qual*	Temp	HT	MB	LCS	MS	Lab Dup	Surr	Rep Limit	Moist Tot/Dis	Field QC	Tune	IC	ICV	CV / CCV	Reason Codes
Analysis Method : 8260B						**Dilution: 1**															
Toluene	1.0		ug/L	U	YES																
TOTAL XYLENES	2.0		ug/L	U	YES																
trans-1,2-Dichloroethene	1.0		ug/L	U	YES																
trans-1,3-Dichloropropene	1.0		ug/L	U	YES																
Trichloroethene	1.0		ug/L	U	YES																
Vinyl chloride	1.0		ug/L	U	YES																
Analysis Method : 8270C						**Dilution: 1**															
1,2,4-Trichlorobenzene	1.0		ug/L	U	YES																
1,2-Dichlorobenzene	1.0		ug/L	U	YES																
1,3-Dichlorobenzene	1.0		ug/L	U	YES																
1,4-Dichlorobenzene	1.0		ug/L	U	YES																
2,2-OXYBIS (1-CHLOROPROPANE)	1.0		ug/L	U	YES																
2,4,5-Trichlorophenol	5.0		ug/L	U	YES																
2,4,6-Trichlorophenol	5.0		ug/L	U	YES																
2,4-Dichlorophenol	2.0		ug/L	U	YES																
2,4-Dimethylphenol	2.0		ug/L	U	YES																
2,4-Dinitrophenol	5.0		ug/L	U	YES	~~None~~															
2,4-Dinitrotoluene	5.0		ug/L	U	YES																
2,6-Dinitrotoluene	5.0		ug/L	U	YES																
2-Chloronaphthalene	1.0		ug/L	U	YES																
2-Chlorophenol	1.0		ug/L	U	YES																
2-Methylnaphthalene	0.20		ug/L	U	YES																
2-Methylphenol	1.0		ug/L	U	YES																
2-Nitroaniline	2.0		ug/L	U	YES																
2-Nitrophenol	2.0		ug/L	U	YES																
3,3'-Dichlorobenzidine	5.0		ug/L	U	YES																
3-Nitroaniline	2.0		ug/L	U	YES																
4,6-Dinitro-2-methylphenol	5.0		ug/L	U	YES																
4-Bromophenyl phenyl ether	2.0		ug/L	U	YES																
4-Chloro-3-methylphenol	2.0		ug/L	U	YES																
4-Chloroaniline	2.0		ug/L	U	YES																

* Overall result qualifier reflects summation of qualifiers added during automated data review and any qualifiers added manually for categories not assessed by automated data review

Sample Qualification Report with Reason Codes (All Results sorted by Client Sample ID)

Client Sample ID : FWGLL1mw-065C-0567-GW **Lab Report Batch :** A8A290102 **Lab ID :** STLCAN

Sample Date : 01/28/2008 **Analysis Type: RES** **Sample Matrix :** AQ

Lab Sample ID: A8A290102016

Reviewed By / Date : Angye Dragotta 2/28/2008 **Approved By / Date :** 3/4/08

Analyte Name	Result	Uncertainty / Error	Result Units	Lab Qual	Rep Res	Overall Qual*	Temp	HT	MB	LCS	MS	Lab Dup	Surr	Rep Limit	Moist Tot/Dis	Field QC	Tune	IC	ICV	CV / CCV	Reason Codes
Analysis Method : 8270C						**Dilution: 1**															
4-Chlorophenyl phenyl ether	2.0		ug/L	U	YES																
4-Methylphenol	1.0		ug/L	U	YES																
4-Nitroanaline	2.0		ug/L	U	YES																
4-Nitrophenol	5.0		ug/L	U	YES	None															
Acenaphthene	0.20		ug/L	U	YES																
Acenaphthylene	0.20		ug/L	U	YES																
Anthracene	0.20		ug/L	U	YES																
Benzo(a)anthracene	0.20		ug/L	U	YES																
Benzo(a)pyrene	0.20		ug/L	U	YES																
Benzo(b)fluoranthene	0.20		ug/L	U	YES																
BENZO(G,H,I)PERYLENE	0.20		ug/L	U	YES																
Benzo(k)fluoranthene	0.20		ug/L	U	YES																
Benzoic acid	10		ug/L	U	YES	R				R											J-
Benzyl alcohol	5.0		ug/L	U	YES																
bis(2-Chloroethoxy)methane	1.0		ug/L	U	YES																
bis(2-Chloroethyl) ether	1.0		ug/L	U	YES																
bis(2-Ethylhexyl) phthalate	8.6		ug/L	J	YES	J								J							L
Butylbenzyl Phthalate	1.0		ug/L	U	YES																
Carbazole	1.0		ug/L	U	YES																
Chrysene	0.20		ug/L	U	YES																
dibenzo(a,h)anthracene	0.20		ug/L	U	YES																
Dibenzofuran	1.0		ug/L	U	YES																
Diethyl phthalate	1.0		ug/L	U	YES																
Dimethyl phthalate	1.0		ug/L	U	YES																
Di-n-butyl phthalate	1.0		ug/L	U	YES																
Di-n-octyl phthalate	1.0		ug/L	U	YES																
Fluoranthene	0.20		ug/L	U	YES																
Fluorene	0.20		ug/L	U	YES																
Hexachlorobenzene	0.20		ug/L	U	YES																
Hexachlorobutadiene	1.0		ug/L	U	YES																
Hexachlorocyclopentadiene	10		ug/L	U	YES	R				R											J-

* Overall result qualifier reflects summation of qualifiers added during automated data review and any qualifiers added manually for categories not assessed by automated data review

Sample Qualification Report with Reason Codes (All Results sorted by Client Sample ID)

Client Sample ID : FWGLL1mw-065C-0567-GW **Lab Report Batch :** A8A290102 **Lab ID :** STLCAN

Sample Date : 01/28/2008 **Analysis Type: RES** **Sample Matrix :** AQ

Lab Sample ID: A8A290102016

Reviewed By / Date : Angye Dragotta 2/28/2008 **Approved By / Date :** Heather McCoy 3/6/08

Analyte Name	Result	Uncertainty / Error	Result Units	Lab Qual	Rep Res	Overall Qual*	Temp	HT	MB	LCS	MS	Lab Dup	Surr	Rep Limit	Moist Tot/Dis	Field QC	Tune	IC	ICV	CV / CCV	Reason Codes
Analysis Method : 8270C						**Dilution: 1**															
Hexachloroethane	1.0		ug/L	U	YES																
Indeno(1,2,3-cd)pyrene	0.20		ug/L	U	YES																
Isophorone	1.0		ug/L	U	YES																
Naphthalene	0.20		ug/L	U	YES																
Nitrobenzene	1.0		ug/L	U	YES																
N-nitroso-di-n-propylamine	1.0		ug/L	U	YES																
N-Nitrosodiphenylamine	1.0		ug/L	U	YES																
Pentachlorophenol	5.0		ug/L	U	YES																
Phenanthrene	0.20		ug/L	U	YES																
Phenol	1.0		ug/L	U	YES																
Pyrene	0.20		ug/L	U	YES																
Analysis Method : 9012A						**Dilution: 1**															
Cyanide	0.010		mg/L	U	YES																

* Overall result qualifier reflects summation of qualifiers added during automated data review and any qualifiers added manually for categories not assessed by automated data review

Sample Qualification Report with Reason Codes (All Results sorted by Client Sample ID)

Client Sample ID : FWGLL1mw-079C-0568-GF **Lab Report Batch :** A8A290102 **Lab ID :** STLCAN

Sample Date : 01/28/2008 **Analysis Type: RES/TOT** **Sample Matrix :** AQ

Lab Sample ID: A8A290102014

Reviewed By / Date : Angye Dragotta 2/28/2008 **Approved By / Date :** Heather Medley 3/6/08

Analyte Name	Result	Uncertainty / Error	Result Units	Lab Qual	Rep Res	Overall Qual*	Temp	HT	MB	LCS	MS	Lab Dup	Surr	Rep Limit	Moist Tot/Dis	Field QC	Tune	IC	ICV	CV / CCV	Reason Codes
Analysis Method : 6010B						**Dilution: 1**															
Arsenic	5.0		ug/L	U	YES																
Barium	5.4		ug/L	B	YES	J								J							L
Calcium	23900		ug/L		YES																
Chromium	5.0		ug/L	U	YES																
Cobalt	5.0		ug/L	U	YES																
Copper	5.0		ug/L	U	YES																
Lead	3.0		ug/L	U	YES																
Magnesium	12800		ug/L		YES																
Manganese	13.3		ug/L		YES																
Nickel	12.8		ug/L		YES	J						J									Z
Potassium	3330		ug/L	J	YES	J															R
Selenium	5.0		ug/L	U	YES																
Silver	5.0		ug/L	U	YES																
Sodium	9170		ug/L		YES																
Vanadium	10.0		ug/L	U	YES																
Analysis Method : 6020						**Dilution: 1**															
Aluminum	50.0		ug/L	U	YES																
Antimony	2.0		ug/L	U	YES																
Beryllium	1.0		ug/L	U	YES																
Cadmium	0.21		ug/L	B	YES	J								J							L
Iron	50.0		ug/L	U	YES																
Thallium	1.0		ug/L	U	YES																
Zinc	48.9		ug/L		YES	J						J									Z
Analysis Method : 7470A						**Dilution: 1**															
Mercury	0.20		ug/L	U	YES																

* Overall result qualifier reflects summation of qualifiers added during automated data review and any qualifiers added manually for categories not assessed by automated data review

Sample Qualification Report with Reason Codes (All Results sorted by Client Sample ID)

Client Sample ID : FWGLL1mw-079C-0568-GW
Lab Report Batch : A8A290102
Lab ID : STLCAN
Sample Date : 01/28/2008
Analysis Type: RE
Sample Matrix : AQ
Lab Sample ID: A8A290102013

Reviewed By / Date : Angye Dragotta 2/28/2008
Approved By / Date : Heather McCoy 3/6/08

Analyte Name	Result	Uncertainty / Error	Result Units	Lab Qual	Rep Res	Overall Qual*	Temp	HT	MB	LCS	MS	Lab Dup	Surr	Rep Limit	Moist Tot/Dis	Field QC	Tune	IC	ICV	CV / CCV	Reason Codes
Analysis Method : 8081A						**Dilution: 2**															
Heptachlor epoxide	0.060		ug/L	U	YES																

* Overall result qualifier reflects summation of qualifiers added during automated data review and any qualifiers added manually for categories not assessed by automated data review

Sample Qualification Report with Reason Codes (All Results sorted by Client Sample ID)

Client Sample ID : FWGLL1mw-079C-0568-GW **Lab Report Batch :** A8A290102 **Lab ID :** STLCAN

Sample Date : 01/28/2008 **Analysis Type: RES** **Sample Matrix :** AQ

Lab Sample ID: A8A290102013

Reviewed By / Date : Angye Dragotta 2/28/2008 **Approved By / Date :** Heather Medley 3/6/08

Analyte Name	Result	Uncertainty / Error	Result Units	Lab Qual	Rep Res	Overall Qual*	Temp	HT	MB	LCS	MS	Lab Dup	Surr	Rep Limit	Moist Tot/Dis	Field QC	Tune	IC	ICV	CV / CCV	Reason Codes
Analysis Method : 8081A						**Dilution: 1**															
4,4'-DDD	0.030		ug/L	U	YES																
4,4'-DDE	0.030		ug/L	U	YES																
4,4'-DDT	0.030		ug/L	U	YES																
Aldrin	0.030		ug/L	U	YES																
alpha-BHC	0.030		ug/L	U	YES																
alpha-Chordane	0.030		ug/L	U	YES																
beta-BHC	0.018		ug/L	J	YES	J								J							L
delta-BHC	0.030		ug/L	U	YES																
Dieldrin	0.030		ug/L	U	YES																
Endosulfan I	0.025		ug/L	U	YES																
Endosulfan II	0.025		ug/L	U	YES																
Endosulfan sulfate	0.030		ug/L	U	YES																
Endrin	0.030		ug/L	U	YES																
Endrin aldehyde	0.030		ug/L	U	YES																
Endrin ketone	0.030		ug/L	U	YES																
gamma-BHC	0.030		ug/L	U	YES																
gamma-Chlordane	0.030		ug/L	U	YES																
Heptachlor	0.030		ug/L	U	YES																
Methoxychlor	0.10		ug/L	U	YES																
Toxaphene	2.0		ug/L	U	YES																
Analysis Method : 8082						**Dilution: 1**															
Aroclor 1016	0.50		ug/L	U	YES																
Aroclor 1221	0.50		ug/L	U	YES																
Aroclor 1232	0.50		ug/L	U	YES																
Aroclor 1242	0.50		ug/L	U	YES																
Aroclor 1248	0.50		ug/L	U	YES																
Aroclor 1254	0.50		ug/L	U	YES																
Aroclor 1260	0.50		ug/L	U	YES																
Analysis Method : 8260B						**Dilution: 1**															
1,1,1-Trichloroethane	1.0		ug/L	U	YES																
1,1,2,2-Tetrachloroethane	1.0		ug/L	U	YES																
1,1,2-Trichloroethane	1.0		ug/L	U	YES																

* Overall result qualifier reflects summation of qualifiers added during automated data review and any qualifiers added manually for categories not assessed by automated data review

Sample Qualification Report with Reason Codes (All Results sorted by Client Sample ID)

Client Sample ID : FWGLL1mw-079C-0568-GW **Lab Report Batch :** A8A290102 **Lab ID :** STLCAN

Sample Date : 01/28/2008 **Analysis Type: RES** **Sample Matrix :** AQ

Lab Sample ID: A8A290102013

Reviewed By / Date : Angye Dragotta 2/28/2008 **Approved By / Date :** Heather Mueller 3/4/08

Analyte Name	Result	Uncertainty / Error	Result Units	Lab Qual	Rep Res	Overall Qual*	Temp	HT	MB	LCS	MS	Lab Dup	Surr	Rep Limit	Moist Tot/Dis	Field QC	Tune	IC	ICV	CV / CCV	Reason Codes
Analysis Method : 8260B						**Dilution: 1**															
1,1-Dichloroethane	1.0		ug/L	U	YES																
1,1-Dichloroethene	1.0		ug/L	U	YES																
1,2-Dibromoethane	1.0		ug/L	U	YES																
1,2-Dichloroethane	1.0		ug/L	U	YES																
1,2-Dichloroethene (total)	1.0		ug/L	U	YES																
1,2-Dichloropropane	1.0		ug/L	U	YES																
2-Butanone	10		ug/L	U	YES	R															Pj
2-Hexanone	10		ug/L	U	YES																
4-Methyl-2-pentanone	10		ug/L	U	YES																
Acetone	10		ug/L	U	YES	R															Pj,Pm
Benzene	1.0		ug/L	U	YES																
Bromochloromethane	1.0		ug/L	U	YES																
Bromodichloromethane	1.0		ug/L	U	YES																
Bromoform	1.0		ug/L	U	YES	UJ															Pj
Bromomethane	1.0		ug/L	U	YES																
Carbon disulfide	1.0		ug/L	U	YES																
Carbon tetrachloride	1.0		ug/L	U	YES																
Chlorobenzene	1.0		ug/L	U	YES																
Chloroethane	1.0		ug/L	U	YES																
Chloroform	1.0		ug/L	U	YES																
Chloromethane	1.0		ug/L	U	YES																
cis-1,2-Dichloroethene	1.0		ug/L	U	YES																
cis-1,3-Dichloropropene	1.0		ug/L	U	YES																
Dibromochloromethane	1.0		ug/L	U	YES																
Ethylbenzene	1.0		ug/L	U	YES																
M&P-XYLENES	2.0		ug/L	U	YES																
Methylene chloride	2.0		ug/L	U	YES	UJ															Pj
o-Xylene	1.0		ug/L	U	YES																
Styrene	1.0		ug/L	U	YES																
Tetrachloroethene	1.0		ug/L	U	YES																
Toluene	1.0		ug/L	U	YES																

* Overall result qualifier reflects summation of qualifiers added during automated data review and any qualifiers added manually for categories not assessed by automated data review

Sample Qualification Report with Reason Codes (All Results sorted by Client Sample ID)

Client Sample ID : FWGLL1mw-079C-0568-GW **Lab Report Batch :** A8A290102 **Lab ID :** STLCAN

Sample Date : 01/28/2008 **Analysis Type: RES** **Sample Matrix :** AQ

Lab Sample ID: A8A290102013

Reviewed By / Date : Angye Dragotta 2/28/2008 **Approved By / Date :** Heather Medley 3/6/08

Analyte Name	Result	Uncertainty / Error	Result Units	Lab Qual	Rep Res	Overall Qual*	Temp	HT	MB	LCS	MS	Lab Dup	Surr	Rep Limit	Moist Tot/Dis	Field QC	Tune	IC	ICV	CV / CCV	Reason Codes
Analysis Method : 8260B						**Dilution: 1**															
TOTAL XYLENES	2.0		ug/L	U	YES																
trans-1,2-Dichloroethene	1.0		ug/L	U	YES																
trans-1,3-Dichloropropene	1.0		ug/L	U	YES																
Trichloroethene	1.0		ug/L	U	YES																
Vinyl chloride	1.0		ug/L	U	YES																
Analysis Method : 8270C						**Dilution: 1**															
1,2,4-Trichlorobenzene	1.0		ug/L	U	YES																
1,2-Dichlorobenzene	1.0		ug/L	U	YES																
1,3-Dichlorobenzene	1.0		ug/L	U	YES																
1,4-Dichlorobenzene	1.0		ug/L	U	YES																
2,2-OXYBIS (1-CHLOROPROPANE)	1.0		ug/L	U	YES																
2,4,5-Trichlorophenol	5.0		ug/L	U	YES																
2,4,6-Trichlorophenol	5.0		ug/L	U	YES																
2,4-Dichlorophenol	2.0		ug/L	U	YES																
2,4-Dimethylphenol	2.0		ug/L	U	YES																
2,4-Dinitrophenol	5.0		ug/L	U	YES	None															
2,4-Dinitrotoluene	5.0		ug/L	U	YES																
2,6-Dinitrotoluene	5.0		ug/L	U	YES																
2-Chloronaphthalene	1.0		ug/L	U	YES																
2-Chlorophenol	1.0		ug/L	U	YES																
2-Methylnaphthalene	0.20		ug/L	U	YES																
2-Methylphenol	1.0		ug/L	U	YES																
2-Nitroaniline	2.0		ug/L	U	YES																
2-Nitrophenol	2.0		ug/L	U	YES																
3,3'-Dichlorobenzidine	5.0		ug/L	U	YES																
3-Nitroaniline	2.0		ug/L	U	YES																
4,6-Dinitro-2-methylphenol	5.0		ug/L	U	YES																
4-Bromophenyl phenyl ether	2.0		ug/L	U	YES																
4-Chloro-3-methylphenol	2.0		ug/L	U	YES																
4-Chloroaniline	2.0		ug/L	U	YES																
4-Chlorophenyl phenyl ether	2.0		ug/L	U	YES																

* Overall result qualifier reflects summation of qualifiers added during automated data review and any qualifiers added manually for categories not assessed by automated data review

Sample Qualification Report with Reason Codes (All Results sorted by Client Sample ID)

Client Sample ID : FWGLL1mw-079C-0568-GW **Lab Report Batch :** A8A290102 **Lab ID :** STLCAN

Sample Date : 01/28/2008 **Analysis Type: RES** **Sample Matrix :** AQ

Lab Sample ID: A8A290102013

Reviewed By / Date : Angye Dragotta 2/28/2008 **Approved By / Date :** Heather McQuay 3/6/08

Analyte Name	Result	Uncertainty / Error	Result Units	Lab Qual	Rep Res	Overall Qual*	Temp	HT	MB	LCS	MS	Lab Dup	Surr	Rep Limit	Moist Tot/Dis	Field QC	Tune	IC	ICV	CV / CCV	Reason Codes
Analysis Method : 8270C						**Dilution: 1**															
4-Methylphenol	1.0		ug/L	U	YES																
4-Nitroanaline	2.0		ug/L	U	YES																
4-Nitrophenol	5.0		ug/L	U	YES	~~None~~															
Acenaphthene	0.20		ug/L	U	YES																
Acenaphthylene	0.20		ug/L	U	YES																
Anthracene	0.20		ug/L	U	YES																
Benzo(a)anthracene	0.20		ug/L	U	YES																
Benzo(a)pyrene	0.20		ug/L	U	YES																
Benzo(b)fluoranthene	0.20		ug/L	U	YES																
BENZO(G,H,I)PERYLENE	0.20		ug/L	U	YES																
Benzo(k)fluoranthene	0.20		ug/L	U	YES																
Benzoic acid	10		ug/L	U	YES	R				R											J-
Benzyl alcohol	5.0		ug/L	U	YES																
bis(2-Chloroethoxy)methane	1.0		ug/L	U	YES																
bis(2-Chloroethyl) ether	1.0		ug/L	U	YES																
bis(2-Ethylhexyl) phthalate	10		ug/L	U	YES																
Butylbenzyl Phthalate	1.0		ug/L	U	YES																
Carbazole	1.0		ug/L	U	YES																
Chrysene	0.20		ug/L	U	YES																
dibenzo(a,h)anthracene	0.20		ug/L	U	YES																
Dibenzofuran	1.0		ug/L	U	YES																
Diethyl phthalate	1.0		ug/L	U	YES																
Dimethyl phthalate	1.0		ug/L	U	YES																
Di-n-butyl phthalate	1.0		ug/L	U	YES																
Di-n-octyl phthalate	1.0		ug/L	U	YES																
Fluoranthene	0.20		ug/L	U	YES																
Fluorene	0.20		ug/L	U	YES																
Hexachlorobenzene	0.20		ug/L	U	YES																
Hexachlorobutadiene	1.0		ug/L	U	YES																
Hexachlorocyclopentadiene	10		ug/L	U	YES	R				R											J-
Hexachloroethane	1.0		ug/L	U	YES																

* Overall result qualifier reflects summation of qualifiers added during automated data review and any qualifiers added manually for categories not assessed by automated data review

Sample Qualification Report with Reason Codes (All Results sorted by Client Sample ID)

Client Sample ID : FWGLL1mw-079C-0568-GW **Lab Report Batch :** A8A290102 **Lab ID :** STLCAN

Sample Date : 01/28/2008 **Analysis Type: RES** **Sample Matrix :** AQ

Lab Sample ID: A8A290102013

Reviewed By / Date : Angye Dragotta 2/28/2008 **Approved By / Date :** Heather Medley 3/6/08

Analyte Name	Result	Uncertainty / Error	Result Units	Lab Qual	Rep Res	Overall Qual*	Temp	HT	MB	LCS	MS	Lab Dup	Surr	Rep Limit	Moist Tot/Dis	Field QC	Tune	IC	ICV	CV / CCV	Reason Codes
Analysis Method : 8270C						**Dilution: 1**															
Indeno(1,2,3-cd)pyrene	0.20		ug/L	U	YES																
Isophorone	1.0		ug/L	U	YES																
Naphthalene	0.20		ug/L	U	YES																
Nitrobenzene	1.0		ug/L	U	YES																
N-nitroso-di-n-propylamine	1.0		ug/L	U	YES																
N-Nitrosodiphenylamine	1.0		ug/L	U	YES																
Pentachlorophenol	5.0		ug/L	U	YES																
Phenanthrene	0.20		ug/L	U	YES																
Phenol	1.0		ug/L	U	YES																
Pyrene	0.20		ug/L	U	YES																
Analysis Method : 9012A						**Dilution: 1**															
Cyanide	0.010		mg/L	U	YES																

* Overall result qualifier reflects summation of qualifiers added during automated data review and any qualifiers added manually for categories not assessed by automated data review

Sample Qualification Report with Reason Codes (All Results sorted by Client Sample ID)

Client Sample ID : FWGLL2mw-060C-0569-GF **Lab Report Batch :** A8A290102 **Lab ID :** STLCAN

Sample Date : 01/28/2008 **Analysis Type: RES/TOT** **Sample Matrix :** AQ

Lab Sample ID: A8A290102005

Reviewed By / Date : Angye Dragotta 2/28/2008 **Approved By / Date :** Deanne Medley 3/6/08

Analyte Name	Result	Uncertainty / Error	Result Units	Lab Qual	Rep Res	Overall Qual*	Temp	HT	MB	LCS	MS	Lab Dup	Surr	Rep Limit	Moist Tot/Dis	Field QC	Tune	IC	ICV	CV / CCV	Reason Codes
Analysis Method : 6010B						**Dilution: 1**															
Arsenic	5.0		ug/L	U	YES																
Barium	31.9		ug/L		YES																
Calcium	55900		ug/L		YES																
Chromium	5.0		ug/L	U	YES																
Cobalt	5.0		ug/L	U	YES																
Copper	5.0		ug/L	U	YES																
Lead	3.0		ug/L	U	YES																
Magnesium	8920		ug/L		YES																
Manganese	16.7		ug/L		YES																
Nickel	10.0		ug/L	U	YES																
Potassium	451		ug/L	B J	YES	J								J							L
Selenium	5.0		ug/L	U	YES																
Silver	5.0		ug/L	U	YES																
Sodium	1640		ug/L		YES																
Vanadium	10.0		ug/L	U	YES																
Analysis Method : 6020						**Dilution: 1**															
Aluminum	50.0		ug/L	U	YES																
Antimony	0.18		ug/L	B	YES	J								J							L
Beryllium	1.0		ug/L	U	YES																
Cadmium	0.50		ug/L	U	YES																
Iron	32.2		ug/L	B	YES	J								J							L
Thallium	1.0		ug/L	U	YES																
Zinc	3.4		ug/L	B	YES	J						J		J							L
Analysis Method : 7470A						**Dilution: 1**															
Mercury	0.20		ug/L	U	YES																

*Overall result qualifier reflects summation of qualifiers added during automated data review and any qualifiers added manually for categories not assessed by automated data review

Sample Qualification Report with Reason Codes (All Results sorted by Client Sample ID)

Client Sample ID : FWGLL2mw-060C-0569-GW **Lab Report Batch :** A8A290102 **Lab ID :** STLCAN

Sample Date : 01/28/2008 **Analysis Type: RES** **Sample Matrix :** AQ

Lab Sample ID: A8A290102004

Reviewed By / Date : Angye Dragotta 2/28/2008 **Approved By / Date :** Heather McKelley 3/6/08

Analyte Name	Result	Uncertainty / Error	Result Units	Lab Qual	Rep Res	Overall Qual*	Temp	HT	MB	LCS	MS	Lab Dup	Surr	Rep Limit	Moist Tot/Dis	Field QC	Tune	IC	ICV	CV / CCV	Reason Codes
Analysis Method : 8081A						**Dilution: 1**															
4,4'-DDD	0.030		ug/L	U	YES																
4,4'-DDE	0.030		ug/L	U	YES																
4,4'-DDT	0.030		ug/L	U	YES																
Aldrin	0.030		ug/L	U	YES																
alpha-BHC	0.030		ug/L	U	YES																
alpha-Chordane	0.030		ug/L	U	YES																
beta-BHC	0.030		ug/L	U	YES																
delta-BHC	0.030		ug/L	U	YES																
Dieldrin	0.030		ug/L	U	YES																
Endosulfan I	0.025		ug/L	U	YES																
Endosulfan II	0.025		ug/L	U	YES																
Endosulfan sulfate	0.030		ug/L	U	YES																
Endrin	0.030		ug/L	U	YES																
Endrin aldehyde	0.030		ug/L	U	YES																
Endrin ketone	0.030		ug/L	U	YES																
gamma-BHC	0.030		ug/L	U	YES																
gamma-Chlordane	0.030		ug/L	U	YES																
Heptachlor	0.030		ug/L	U	YES																
Heptachlor epoxide	0.030		ug/L	U	YES																
Methoxychlor	0.10		ug/L	U	YES																
Toxaphene	2.0		ug/L	U	YES																
Analysis Method : 8082						**Dilution: 1**															
Aroclor 1016	0.50		ug/L	U	YES	UJ							UJ								G
Aroclor 1221	0.50		ug/L	U	YES	UJ							UJ								G
Aroclor 1232	0.50		ug/L	U	YES	UJ							UJ								G
Aroclor 1242	0.50		ug/L	U	YES	UJ							UJ								G
Aroclor 1248	0.50		ug/L	U	YES	UJ							UJ								G
Aroclor 1254	0.50		ug/L	U	YES	UJ							UJ								G
Aroclor 1260	0.50		ug/L	U	YES	UJ							UJ								G
Analysis Method : 8260B						**Dilution: 1**															
1,1,1-Trichloroethane	1.0		ug/L	U	YES																
1,1,2,2-Tetrachloroethane	1.0		ug/L	U	YES																

* Overall result qualifier reflects summation of qualifiers added during automated data review and any qualifiers added manually for categories not assessed by automated data review

Sample Qualification Report with Reason Codes (All Results sorted by Client Sample ID)

Client Sample ID : FWGLL2mw-060C-0569-GW **Lab Report Batch :** A8A290102 **Lab ID :** STLCAN

Sample Date : 01/28/2008 **Analysis Type: RES** **Sample Matrix :** AQ

Lab Sample ID: A8A290102004

Reviewed By / Date : Angye Dragotta 2/28/2008 **Approved By / Date :** Heather McCoy 3/6/08

Analyte Name	Result	Uncertainty / Error	Result Units	Lab Qual	Rep Res	Overall Qual*	Temp	HT	MB	LCS	MS	Lab Dup	Surr	Rep Limit	Moist Tot/Dis	Field QC	Tune	IC	ICV	CV / CCV	Reason Codes
Analysis Method : 8260B						**Dilution: 1**															
1,1,2-Trichloroethane	1.0		ug/L	U	YES																
1,1-Dichloroethane	1.0		ug/L	U	YES																
1,1-Dichloroethene	1.0		ug/L	U	YES																
1,2-Dibromoethane	1.0		ug/L	U	YES																
1,2-Dichloroethane	1.0		ug/L	U	YES																
1,2-Dichloroethene (total)	1.0		ug/L	U	YES																
1,2-Dichloropropane	1.0		ug/L	U	YES																
2-Butanone	10		ug/L	U	YES	R															Pj
2-Hexanone	10		ug/L	U	YES																
4-Methyl-2-pentanone	10		ug/L	U	YES																
Acetone	10		ug/L	U	YES	R															Pj,Pm
Benzene	1.0		ug/L	U	YES																
Bromochloromethane	1.0		ug/L	U	YES																
Bromodichloromethane	1.0		ug/L	U	YES																
Bromoform	1.0		ug/L	U	YES	UJ															Pj
Bromomethane	1.0		ug/L	U	YES																
Carbon disulfide	1.0		ug/L	U	YES																
Carbon tetrachloride	1.0		ug/L	U	YES																
Chlorobenzene	1.0		ug/L	U	YES																
Chloroethane	1.0		ug/L	U	YES																
Chloroform	1.0		ug/L	U	YES																
Chloromethane	1.0		ug/L	U	YES																
cis-1,2-Dichloroethene	1.0		ug/L	U	YES																
cis-1,3-Dichloropropene	1.0		ug/L	U	YES																
Dibromochloromethane	1.0		ug/L	U	YES																
Ethylbenzene	1.0		ug/L	U	YES																
M&P-XYLENES	2.0		ug/L	U	YES																
Methylene chloride	2.0		ug/L	U	YES	UJ															Pj
o-Xylene	1.0		ug/L	U	YES																
Styrene	1.0		ug/L	U	YES																
Tetrachloroethene	1.0		ug/L	U	YES																

* Overall result qualifier reflects summation of qualifiers added during automated data review and any qualifiers added manually for categories not assessed by automated data review

Sample Qualification Report with Reason Codes (All Results sorted by Client Sample ID)

Client Sample ID : FWGLL2mw-060C-0569-GW **Lab Report Batch :** A8A290102 **Lab ID :** STLCAN

Sample Date : 01/28/2008 **Analysis Type: RES** **Sample Matrix :** AQ

Lab Sample ID: A8A290102004

Reviewed By / Date : Angye Dragotta 2/28/2008 **Approved By / Date :** Heather Medley 3/6/08

Analyte Name	Result	Uncertainty / Error	Result Units	Lab Qual	Rep Res	Overall Qual*	Temp	HT	MB	LCS	MS	Lab Dup	Surr	Rep Limit	Moist Tot/Dis	Field QC	Tune	IC	ICV	CV / CCV	Reason Codes
Analysis Method : 8260B						**Dilution: 1**															
Toluene	1.0		ug/L	U	YES																
TOTAL XYLENES	2.0		ug/L	U	YES																
trans-1,2-Dichloroethene	1.0		ug/L	U	YES																
trans-1,3-Dichloropropene	1.0		ug/L	U	YES																
Trichloroethene	1.0		ug/L	U	YES																
Vinyl chloride	1.0		ug/L	U	YES																
Analysis Method : 8270C						**Dilution: 1**															
1,2,4-Trichlorobenzene	1.0		ug/L	U	YES																
1,2-Dichlorobenzene	1.0		ug/L	U	YES																
1,3-Dichlorobenzene	1.0		ug/L	U	YES																
1,4-Dichlorobenzene	1.0		ug/L	U	YES																
2,2-OXYBIS (1-CHLOROPROPANE)	1.0		ug/L	U	YES																
2,4,5-Trichlorophenol	5.0		ug/L	U	YES																
2,4,6-Trichlorophenol	5.0		ug/L	U	YES																
2,4-Dichlorophenol	2.0		ug/L	U	YES																
2,4-Dimethylphenol	2.0		ug/L	U	YES																
2,4-Dinitrophenol	5.0		ug/L	U	YES	None															
2,4-Dinitrotoluene	5.0		ug/L	U	YES																
2,6-Dinitrotoluene	5.0		ug/L	U	YES																
2-Chloronaphthalene	1.0		ug/L	U	YES																
2-Chlorophenol	1.0		ug/L	U	YES																
2-Methylnaphthalene	0.20		ug/L	U	YES																
2-Methylphenol	1.0		ug/L	U	YES																
2-Nitroaniline	2.0		ug/L	U	YES																
2-Nitrophenol	2.0		ug/L	U	YES																
3,3'-Dichlorobenzidine	5.0		ug/L	U	YES																
3-Nitroaniline	2.0		ug/L	U	YES																
4,6-Dinitro-2-methylphenol	5.0		ug/L	U	YES																
4-Bromophenyl phenyl ether	2.0		ug/L	U	YES																
4-Chloro-3-methylphenol	2.0		ug/L	U	YES																
4-Chloroaniline	2.0		ug/L	U	YES																

* Overall result qualifier reflects summation of qualifiers added during automated data review and any qualifiers added manually for categories not assessed by automated data review

Sample Qualification Report with Reason Codes (All Results sorted by Client Sample ID)

Client Sample ID : FWGLL2mw-060C-0569-GW **Lab Report Batch :** A8A290102 **Lab ID :** STLCAN

Sample Date : 01/28/2008 **Analysis Type: RES** **Sample Matrix :** AQ

Lab Sample ID: A8A290102004

Reviewed By / Date : Angye Dragotta 2/28/2008 **Approved By / Date :** Heather Medley 3/6/08

Analyte Name	Result	Uncertainty / Error	Result Units	Lab Qual	Rep Res	Overall Qual*	Temp	HT	MB	LCS	MS	Lab Dup	Surr	Rep Limit	Moist Tot/Dis	Field QC	Tune	IC	ICV	CV / CCV	Reason Codes
Analysis Method : 8270C						**Dilution: 1**															
4-Chlorophenyl phenyl ether	2.0		ug/L	U	YES																
4-Methylphenol	1.0		ug/L	U	YES																
4-Nitroanaline	2.0		ug/L	U	YES																
4-Nitrophenol	5.0		ug/L	U	YES	None															
Acenaphthene	0.20		ug/L	U	YES																
Acenaphthylene	0.20		ug/L	U	YES																
Anthracene	0.20		ug/L	U	YES																
Benzo(a)anthracene	0.20		ug/L	U	YES																
Benzo(a)pyrene	0.20		ug/L	U	YES																
Benzo(b)fluoranthene	0.20		ug/L	U	YES																
BENZO(G,H,I)PERYLENE	0.20		ug/L	U	YES																
Benzo(k)fluoranthene	0.20		ug/L	U	YES																
Benzoic acid	10		ug/L	U	YES	R				R											J-
Benzyl alcohol	5.0		ug/L	U	YES																
bis(2-Chloroethoxy)methane	1.0		ug/L	U	YES																
bis(2-Chloroethyl) ether	1.0		ug/L	U	YES																
bis(2-Ethylhexyl) phthalate	10		ug/L	U	YES																
Butylbenzyl Phthalate	1.0		ug/L	U	YES																
Carbazole	1.0		ug/L	U	YES																
Chrysene	0.20		ug/L	U	YES																
dibenzo(a,h)anthracene	0.20		ug/L	U	YES																
Dibenzofuran	1.0		ug/L	U	YES																
Diethyl phthalate	1.0		ug/L	U	YES																
Dimethyl phthalate	1.0		ug/L	U	YES																
Di-n-butyl phthalate	1.0		ug/L	U	YES																
Di-n-octyl phthalate	1.0		ug/L	U	YES																
Fluoranthene	0.20		ug/L	U	YES																
Fluorene	0.20		ug/L	U	YES																
Hexachlorobenzene	0.20		ug/L	U	YES																
Hexachlorobutadiene	1.0		ug/L	U	YES																
Hexachlorocyclopentadiene	10		ug/L	U	YES	R				R											J-

* Overall result qualifier reflects summation of qualifiers added during automated data review and any qualifiers added manually for categories not assessed by automated data review

Sample Qualification Report with Reason Codes (All Results sorted by Client Sample ID)

Client Sample ID : FWGLL2mw-060C-0569-GW **Lab Report Batch :** A8A290102 **Lab ID :** STLCAN

Sample Date : 01/28/2008 **Analysis Type: RES** **Sample Matrix :** AQ

Lab Sample ID: A8A290102004

Reviewed By / Date : Angye Dragotta 2/28/2008 **Approved By / Date :** Heather McDay 3/6/08

Analyte Name	Result	Uncertainty / Error	Result Units	Lab Qual	Rep Res	Overall Qual*	Temp	HT	MB	LCS	MS	Lab Dup	Surr	Rep Limit	Moist Tot/Dis	Field QC	Tune	IC	ICV	CV / CCV	Reason Codes
Analysis Method : 8270C						**Dilution: 1**															
Hexachloroethane	1.0		ug/L	U	YES																
Indeno(1,2,3-cd)pyrene	0.20		ug/L	U	YES																
Isophorone	1.0		ug/L	U	YES																
Naphthalene	0.20		ug/L	U	YES																
Nitrobenzene	1.0		ug/L	U	YES																
N-nitroso-di-n-propylamine	1.0		ug/L	U	YES																
N-Nitrosodiphenylamine	1.0		ug/L	U	YES																
Pentachlorophenol	5.0		ug/L	U	YES																
Phenanthrene	0.20		ug/L	U	YES																
Phenol	1.0		ug/L	U	YES																
Pyrene	0.20		ug/L	U	YES																
Analysis Method : 9012A						**Dilution: 1**															
Cyanide	0.010		mg/L	U	YES																

* Overall result qualifier reflects summation of qualifiers added during automated data review and any qualifiers added manually for categories not assessed by automated data review

Sample Qualification Report with Reason Codes (All Results sorted by Client Sample ID)

Client Sample ID : FWGLL2mw-261C-0570-GF **Lab Report Batch :** A8A290102 **Lab ID :** STLCAN

Sample Date : 01/28/2008 **Analysis Type: RES/TOT** **Sample Matrix :** AQ

Lab Sample ID: A8A290102023

Reviewed By / Date : Angye Dragotta 2/28/2008 **Approved By / Date :** Heather Medley 3/6/08

Analyte Name	Result	Uncertainty / Error	Result Units	Lab Qual	Rep Res	Overall Qual*	Temp	HT	MB	LCS	MS	Lab Dup	Surr	Rep Limit	Moist Tot/Dis	Field QC	Tune	IC	ICV	CV / CCV	Reason Codes
Analysis Method : 6010B						**Dilution: 1**															
Arsenic	13.4		ug/L		YES																
Barium	18.7		ug/L		YES																
Calcium	56100		ug/L		YES																
Chromium	5.0		ug/L	U	YES																
Cobalt	1.9		ug/L	B	YES	J						J		J							L, R
Copper	5.0		ug/L	U	YES																
Lead	3.0		ug/L	U	YES																
Magnesium	20200		ug/L		YES																
Manganese	369		ug/L		YES																
Nickel	4.0		ug/L	B	YES	J						J		J							L, R
Potassium	1130		ug/L	J E	YES	J															R
Selenium	5.0		ug/L	U	YES																
Silver	5.0		ug/L	U	YES																
Sodium	9850		ug/L		YES																
Vanadium	10.0		ug/L	U	YES																
Analysis Method : 6020						**Dilution: 1**															
Aluminum	50.0		ug/L	U	YES																
Antimony	2.0		ug/L	U	YES																
Beryllium	1.0		ug/L	U	YES																
Cadmium	0.50		ug/L	U	YES																
Iron	2380		ug/L		YES																
Thallium	1.0		ug/L	U	YES																
Zinc	10.0		ug/L	U	YES																
Analysis Method : 7470A						**Dilution: 1**															
Mercury	0.20		ug/L	U	YES																

* Overall result qualifier reflects summation of qualifiers added during automated data review and any qualifiers added manually for categories not assessed by automated data review

Sample Qualification Report with Reason Codes (All Results sorted by Client Sample ID)

Client Sample ID : FWGLL2mw-261C-0570-GW **Lab Report Batch :** A8A290102 **Lab ID :** STLCAN

Sample Date : 01/28/2008 **Analysis Type: RES** **Sample Matrix :** AQ

Lab Sample ID: A8A290102022

Reviewed By / Date : Angye Dragotta 2/28/2008 **Approved By / Date :** Heather Modery 3/6/08

Analyte Name	Result	Uncertainty / Error	Result Units	Lab Qual	Rep Res	Overall Qual*	Temp	HT	MB	LCS	MS	Lab Dup	Surr	Rep Limit	Moist Tot/Dis	Field QC	Tune	IC	ICV	CV / CCV	Reason Codes
Analysis Method : 8081A						**Dilution: 1**															
4,4'-DDD	0.030		ug/L	U	YES																
4,4'-DDE	0.030		ug/L	U	YES																
4,4'-DDT	0.030		ug/L	U	YES																
Aldrin	0.030		ug/L	U	YES																
alpha-BHC	0.030		ug/L	U	YES																
alpha-Chordane	0.030		ug/L	U	YES																
beta-BHC	0.030		ug/L	U	YES																
delta-BHC	0.030		ug/L	U	YES																
Dieldrin	0.030		ug/L	U	YES																
Endosulfan I	0.025		ug/L	U	YES																
Endosulfan II	0.025		ug/L	U	YES																
Endosulfan sulfate	0.030		ug/L	U	YES																
Endrin	0.030		ug/L	U	YES																
Endrin aldehyde	0.030		ug/L	U	YES																
Endrin ketone	0.030		ug/L	U	YES																
gamma-BHC	0.030		ug/L	U	YES																
gamma-Chlordane	0.030		ug/L	U	YES																
Heptachlor	0.030		ug/L	U	YES																
Heptachlor epoxide	0.030		ug/L	U	YES																
Methoxychlor	0.10		ug/L	U	YES																
Toxaphene	2.0		ug/L	U	YES																
Analysis Method : 8082						**Dilution: 1**															
Aroclor 1016	0.50		ug/L	U	YES																
Aroclor 1221	0.50		ug/L	U	YES																
Aroclor 1232	0.50		ug/L	U	YES																
Aroclor 1242	0.50		ug/L	U	YES																
Aroclor 1248	0.50		ug/L	U	YES																
Aroclor 1254	0.50		ug/L	U	YES																
Aroclor 1260	0.50		ug/L	U	YES																
Analysis Method : 8260B						**Dilution: 1**															
1,1,1-Trichloroethane	1.0		ug/L	U	YES																
1,1,2,2-Tetrachloroethane	1.0		ug/L	U	YES																

* Overall result qualifier reflects summation of qualifiers added during automated data review and any qualifiers added manually for categories not assessed by automated data review

Sample Qualification Report with Reason Codes (All Results sorted by Client Sample ID)

Client Sample ID : FWGLL2mw-261C-0570-GW **Lab Report Batch :** A8A290102 **Lab ID :** STLCAN

Sample Date : 01/28/2008 **Analysis Type: RES** **Sample Matrix :** AQ

Lab Sample ID: A8A290102022

Reviewed By / Date : Angye Dragotta 2/28/2008 **Approved By / Date :** Heather Medley 3/6/08

Analyte Name	Result	Uncertainty / Error	Result Units	Lab Qual	Rep Res	Overall Qual*	Temp	HT	MB	LCS	MS	Lab Dup	Surr	Rep Limit	Moist Tot/Dis	Field QC	Tune	IC	ICV	CV / CCV	Reason Codes
Analysis Method : 8260B						**Dilution: 1**															
1,1,2-Trichloroethane	1.0		ug/L	U	YES																
1,1-Dichloroethane	1.0		ug/L	U	YES																
1,1-Dichloroethene	1.0		ug/L	U	YES																
1,2-Dibromoethane	1.0		ug/L	U	YES																
1,2-Dichloroethane	1.0		ug/L	U	YES																
1,2-Dichloroethene (total)	1.0		ug/L	U	YES																
1,2-Dichloropropane	1.0		ug/L	U	YES																
2-Butanone	10		ug/L	U	YES	R															Pj
2-Hexanone	10		ug/L	U	YES																
4-Methyl-2-pentanone	10		ug/L	U	YES																
Acetone	10		ug/L	U	YES	R															Pj,Pm
Benzene	1.0		ug/L	U	YES																
Bromochloromethane	1.0		ug/L	U	YES																
Bromodichloromethane	1.0		ug/L	U	YES																
Bromoform	1.0		ug/L	U	YES	UJ															Pj
Bromomethane	1.0		ug/L	U	YES																
Carbon disulfide	1.0		ug/L	U	YES																
Carbon tetrachloride	1.0		ug/L	U	YES																
Chlorobenzene	1.0		ug/L	U	YES																
Chloroethane	1.0		ug/L	U	YES																
Chloroform	1.0		ug/L	U	YES																
Chloromethane	1.0		ug/L	U	YES																
cis-1,2-Dichloroethene	1.0		ug/L	U	YES																
cis-1,3-Dichloropropene	1.0		ug/L	U	YES																
Dibromochloromethane	1.0		ug/L	U	YES																
Ethylbenzene	1.0		ug/L	U	YES																
M&P-XYLENES	2.0		ug/L	U	YES																
Methylene chloride	2.0		ug/L	U	YES	UJ															Pj
o-Xylene	1.0		ug/L	U	YES																
Styrene	1.0		ug/L	U	YES																
Tetrachloroethene	1.0		ug/L	U	YES																

* Overall result qualifier reflects summation of qualifiers added during automated data review and any qualifiers added manually for categories not assessed by automated data review

Sample Qualification Report with Reason Codes (All Results sorted by Client Sample ID)

Client Sample ID : FWGLL2mw-261C-0570-GW **Lab Report Batch :** A8A290102 **Lab ID :** STLCAN

Sample Date : 01/28/2008 **Analysis Type: RES** **Sample Matrix :** AQ

Lab Sample ID: A8A290102022

Reviewed By / Date : Angye Dragotta 2/28/2008 **Approved By / Date :** Heather McCoy 3/6/08

Analyte Name	Result	Uncertainty / Error	Result Units	Lab Qual	Rep Res	Overall Qual*	Temp	HT	MB	LCS	MS	Lab Dup	Surr	Rep Limit	Moist Tot/Dis	Field QC	Tune	IC	ICV	CV / CCV	Reason Codes
Analysis Method : 8260B						**Dilution: 1**															
Toluene	1.0		ug/L	U	YES																
TOTAL XYLENES	2.0		ug/L	U	YES																
trans-1,2-Dichloroethene	1.0		ug/L	U	YES																
trans-1,3-Dichloropropene	1.0		ug/L	U	YES																
Trichloroethene	1.0		ug/L	U	YES																
Vinyl chloride	1.0		ug/L	U	YES																
Analysis Method : 8270C						**Dilution: 1**															
1,2,4-Trichlorobenzene	1.0		ug/L	U	YES																
1,2-Dichlorobenzene	1.0		ug/L	U	YES																
1,3-Dichlorobenzene	1.0		ug/L	U	YES																
1,4-Dichlorobenzene	1.0		ug/L	U	YES																
2,2-OXYBIS (1-CHLOROPROPANE)	1.0		ug/L	U	YES																
2,4,5-Trichlorophenol	5.0		ug/L	U	YES																
2,4,6-Trichlorophenol	5.0		ug/L	U	YES																
2,4-Dichlorophenol	2.0		ug/L	U	YES																
2,4-Dimethylphenol	2.0		ug/L	U	YES																
2,4-Dinitrophenol	5.0		ug/L	U	YES																
2,4-Dinitrotoluene	5.0		ug/L	U	YES																
2,6-Dinitrotoluene	5.0		ug/L	U	YES																
2-Chloronaphthalene	1.0		ug/L	U	YES																
2-Chlorophenol	1.0		ug/L	U	YES																
2-Methylnaphthalene	0.20		ug/L	U	YES																
2-Methylphenol	1.0		ug/L	U	YES																
2-Nitroaniline	2.0		ug/L	U	YES																
2-Nitrophenol	2.0		ug/L	U	YES																
3,3'-Dichlorobenzidine	5.0		ug/L	U	YES																
3-Nitroaniline	2.0		ug/L	U	YES																
4,6-Dinitro-2-methylphenol	5.0		ug/L	U	YES																
4-Bromophenyl phenyl ether	2.0		ug/L	U	YES																
4-Chloro-3-methylphenol	2.0		ug/L	U	YES																
4-Chloroaniline	2.0		ug/L	U	YES																

* Overall result qualifier reflects summation of qualifiers added during automated data review and any qualifiers added manually for categories not assessed by automated data review

Sample Qualification Report with Reason Codes (All Results sorted by Client Sample ID)

Client Sample ID : FWGLL2mw-261C-0570-GW **Lab Report Batch :** A8A290102 **Lab ID :** STLCAN

Sample Date : 01/28/2008 **Analysis Type: RES** **Sample Matrix :** AQ

Lab Sample ID: A8A290102022

Reviewed By / Date : Angye Dragotta 2/28/2008 **Approved By / Date :** Heather McDerm 3/6/08

Analyte Name	Result	Uncertainty / Error	Result Units	Lab Qual	Rep Res	Overall Qual*	Temp	HT	MB	LCS	MS	Lab Dup	Surr	Rep Limit	Moist Tot/Dis	Field QC	Tune	IC	ICV	CV / CCV	Reason Codes
Analysis Method : 8270C						**Dilution: 1**															
4-Chlorophenyl phenyl ether	2.0		ug/L	U	YES																
4-Methylphenol	1.0		ug/L	U	YES																
4-Nitroanaline	2.0		ug/L	U	YES																
4-Nitrophenol	5.0		ug/L	U	YES	~~None~~															
Acenaphthene	0.20		ug/L	U	YES																
Acenaphthylene	0.20		ug/L	U	YES																
Anthracene	0.20		ug/L	U	YES																
Benzo(a)anthracene	0.20		ug/L	U	YES																
Benzo(a)pyrene	0.20		ug/L	U	YES																
Benzo(b)fluoranthene	0.20		ug/L	U	YES																
BENZO(G,H,I)PERYLENE	0.20		ug/L	U	YES																
Benzo(k)fluoranthene	0.20		ug/L	U	YES																
Benzoic acid	10		ug/L	U	YES	R				R	UJ										H-,J-
Benzyl alcohol	5.0		ug/L	U	YES																
bis(2-Chloroethoxy)methane	1.0		ug/L	U	YES																
bis(2-Chloroethyl) ether	1.0		ug/L	U	YES																
bis(2-Ethylhexyl) phthalate	10		ug/L	U	YES																
Butylbenzyl Phthalate	1.0		ug/L	U	YES																
Carbazole	1.0		ug/L	U	YES																
Chrysene	0.20		ug/L	U	YES																
dibenzo(a,h)anthracene	0.20		ug/L	U	YES																
Dibenzofuran	1.0		ug/L	U	YES																
Diethyl phthalate	1.0		ug/L	U	YES																
Dimethyl phthalate	1.0		ug/L	U	YES																
Di-n-butyl phthalate	1.0		ug/L	U	YES																
Di-n-octyl phthalate	1.0		ug/L	U	YES																
Fluoranthene	0.20		ug/L	U	YES																
Fluorene	0.20		ug/L	U	YES																
Hexachlorobenzene	0.20		ug/L	U	YES																
Hexachlorobutadiene	1.0		ug/L	U	YES																
Hexachlorocyclopentadiene	10		ug/L	U	YES	R				R	UJ										H-,J-

* Overall result qualifier reflects summation of qualifiers added during automated data review and any qualifiers added manually for categories not assessed by automated data review

Sample Qualification Report with Reason Codes (All Results sorted by Client Sample ID)

Client Sample ID : FWGLL2mw-261C-0570-GW **Lab Report Batch :** A8A290102 **Lab ID :** STLCAN

Sample Date : 01/28/2008 **Analysis Type: RES** **Sample Matrix :** AQ

Lab Sample ID: A8A290102022

Reviewed By / Date : Angye Dragotta 2/28/2008 **Approved By / Date :** Heather McCrey 3/6/08

Analyte Name	Result	Uncertainty / Error	Result Units	Lab Qual	Rep Res	Overall Qual*	Temp	HT	MB	LCS	MS	Lab Dup	Surr	Rep Limit	Moist Tot/Dis	Field QC	Tune	IC	ICV	CV / CCV	Reason Codes
Analysis Method : 8270C						**Dilution: 1**															
Hexachloroethane	1.0		ug/L	U	YES																
Indeno(1,2,3-cd)pyrene	0.20		ug/L	U	YES																
Isophorone	1.0		ug/L	U	YES																
Naphthalene	0.20		ug/L	U	YES																
Nitrobenzene	1.0		ug/L	U	YES																
N-nitroso-di-n-propylamine	1.0		ug/L	U	YES																
N-Nitrosodiphenylamine	1.0		ug/L	U	YES																
Pentachlorophenol	5.0		ug/L	U	YES																
Phenanthrene	0.20		ug/L	U	YES																
Phenol	1.0		ug/L	U	YES																
Pyrene	0.20		ug/L	U	YES																
Analysis Method : 9012A						**Dilution: 1**															
Cyanide	0.010		mg/L	U	YES																

* Overall result qualifier reflects summation of qualifiers added during automated data review and any qualifiers added manually for categories not assessed by automated data review

Sample Qualification Report with Reason Codes (All Results sorted by Client Sample ID)

Client Sample ID : FWGLL2mw-264C-0571-GF **Lab Report Batch :** A8A290102 **Lab ID :** STLCAN

Sample Date : 01/28/2008 **Analysis Type: RES/TOT** **Sample Matrix :** AQ

Lab Sample ID: A8A290102003

Reviewed By / Date : Angye Dragotta 2/28/2008 **Approved By / Date :** Heather McCoy 3/6/08

Analyte Name	Result	Uncertainty / Error	Result Units	Lab Qual	Rep Res	Overall Qual*	Temp	HT	MB	LCS	MS	Lab Dup	Surr	Rep Limit	Moist Tot/Dis	Field QC	Tune	IC	ICV	CV / CCV	Reason Codes
Analysis Method : 6010B						**Dilution: 1**															
Arsenic	5.0		ug/L	U	YES																
Barium	4.8		ug/L	B	YES	J								J							L
Calcium	47200		ug/L		YES																
Chromium	5.0		ug/L	U	YES																
Cobalt	5.0		ug/L	U	YES																
Copper	5.0		ug/L	U	YES																
Lead	3.0		ug/L	U	YES																
Magnesium	16600		ug/L		YES																
Manganese	144		ug/L		YES																
Nickel	10.0		ug/L	U	YES																
Potassium	607		ug/L	B J	YES	J								J							L, BJ
Selenium	5.0		ug/L	U	YES																
Silver	5.0		ug/L	U	YES																
Sodium	7340		ug/L		YES																
Vanadium	10.0		ug/L	U	YES																
Analysis Method : 6020						**Dilution: 1**															
Aluminum	50.0		ug/L	U	YES																
Antimony	2.0		ug/L	U	YES																
Beryllium	1.0		ug/L	U	YES																
Cadmium	0.50		ug/L	U	YES																
Iron	249		ug/L		YES																
Thallium	0.15		ug/L	B	YES	J								J							L
Zinc	2.4		ug/L	B	YES	J						J		J							L, Z
Analysis Method : 7470A						**Dilution: 1**															
Mercury	0.20		ug/L	U	YES																

* Overall result qualifier reflects summation of qualifiers added during automated data review and any qualifiers added manually for categories not assessed by automated data review

Sample Qualification Report with Reason Codes (All Results sorted by Client Sample ID)

Client Sample ID : FWGLL2mw-264C-0571-GW **Lab Report Batch :** A8A290102 **Lab ID :** STLCAN

Sample Date : 01/28/2008 **Analysis Type: RES** **Sample Matrix :** AQ

Lab Sample ID: A8A290102002

Reviewed By / Date : Angye Dragotta 2/28/2008 **Approved By / Date :** 3/6/08

Analyte Name	Result	Uncertainty / Error	Result Units	Lab Qual	Rep Res	Overall Qual*	Temp	HT	MB	LCS	MS	Lab Dup	Surr	Rep Limit	Moist Tot/Dis	Field QC	Tune	IC	ICV	CV / CCV	Reason Codes
Analysis Method : 8081A						**Dilution: 1**															
4,4'-DDD	0.030		ug/L	U	YES																
4,4'-DDE	0.030		ug/L	U	YES																
4,4'-DDT	0.030		ug/L	U	YES																
Aldrin	0.030		ug/L	U	YES																
alpha-BHC	0.030		ug/L	U	YES																
alpha-Chordane	0.030		ug/L	U	YES																
beta-BHC	0.030		ug/L	U	YES																
delta-BHC	0.030		ug/L	U	YES																
Dieldrin	0.030		ug/L	U	YES																
Endosulfan I	0.025		ug/L	U	YES																
Endosulfan II	0.025		ug/L	U	YES																
Endosulfan sulfate	0.030		ug/L	U	YES																
Endrin	0.030		ug/L	U	YES																
Endrin aldehyde	0.030		ug/L	U	YES																
Endrin ketone	0.030		ug/L	U	YES																
gamma-BHC	0.030		ug/L	U	YES																
gamma-Chlordane	0.030		ug/L	U	YES																
Heptachlor	0.030		ug/L	U	YES																
Heptachlor epoxide	0.030		ug/L	U	YES																
Methoxychlor	0.10		ug/L	U	YES																
Toxaphene	2.0		ug/L	U	YES																
Analysis Method : 8082						**Dilution: 1**															
Aroclor 1016	0.50		ug/L	U	YES																
Aroclor 1221	0.50		ug/L	U	YES																
Aroclor 1232	0.50		ug/L	U	YES																
Aroclor 1242	0.50		ug/L	U	YES																
Aroclor 1248	0.50		ug/L	U	YES																
Aroclor 1254	0.50		ug/L	U	YES																
Aroclor 1260	0.50		ug/L	U	YES																
Analysis Method : 8260B						**Dilution: 1**															
1,1,1-Trichloroethane	1.0		ug/L	U	YES																
1,1,2,2-Tetrachloroethane	1.0		ug/L	U	YES																

* Overall result qualifier reflects summation of qualifiers added during automated data review and any qualifiers added manually for categories not assessed by automated data review

Sample Qualification Report with Reason Codes (All Results sorted by Client Sample ID)

Client Sample ID : FWGLL2mw-264C-0571-GW **Lab Report Batch :** A8A290102 **Lab ID :** STLCAN

Sample Date : 01/28/2008 **Analysis Type: RES** **Sample Matrix :** AQ

Lab Sample ID: A8A290102002

Reviewed By / Date : Angye Dragotta 2/28/2008 **Approved By / Date :** Heather Medley 3/6/08

Analyte Name	Result	Uncertainty / Error	Result Units	Lab Qual	Rep Res	Overall Qual*	Temp	HT	MB	LCS	MS	Lab Dup	Surr	Rep Limit	Moist Tot/Dis	Field QC	Tune	IC	ICV	CV / CCV	Reason Codes
Analysis Method : 8260B						**Dilution: 1**															
1,1,2-Trichloroethane	1.0		ug/L	U	YES																
1,1-Dichloroethane	1.0		ug/L	U	YES																
1,1-Dichloroethene	1.0		ug/L	U	YES																
1,2-Dibromoethane	1.0		ug/L	U	YES																
1,2-Dichloroethane	1.0		ug/L	U	YES																
1,2-Dichloroethene (total)	1.0		ug/L	U	YES																
1,2-Dichloropropane	1.0		ug/L	U	YES																
2-Butanone	10		ug/L	U	YES	R															Pj
2-Hexanone	10		ug/L	U	YES																
4-Methyl-2-pentanone	10		ug/L	U	YES																
Acetone	10		ug/L	U	YES	R															Pj,Pm
Benzene	1.0		ug/L	U	YES																
Bromochloromethane	1.0		ug/L	U	YES																
Bromodichloromethane	1.0		ug/L	U	YES																
Bromoform	1.0		ug/L	U	YES	UJ															Pj
Bromomethane	1.0		ug/L	U	YES																
Carbon disulfide	1.0		ug/L	U	YES																
Carbon tetrachloride	1.0		ug/L	U	YES																
Chlorobenzene	1.0		ug/L	U	YES																
Chloroethane	1.0		ug/L	U	YES																
Chloroform	1.0		ug/L	U	YES																
Chloromethane	1.0		ug/L	U	YES																
cis-1,2-Dichloroethene	1.0		ug/L	U	YES																
cis-1,3-Dichloropropene	1.0		ug/L	U	YES																
Dibromochloromethane	1.0		ug/L	U	YES																
Ethylbenzene	1.0		ug/L	U	YES																
M&P-XYLENES	2.0		ug/L	U	YES																
Methylene chloride	2.0		ug/L	U	YES	UJ															Pj
o-Xylene	1.0		ug/L	U	YES																
Styrene	1.0		ug/L	U	YES																
Tetrachloroethene	1.0		ug/L	U	YES																

* Overall result qualifier reflects summation of qualifiers added during automated data review and any qualifiers added manually for categories not assessed by automated data review

Sample Qualification Report with Reason Codes (All Results sorted by Client Sample ID)

Client Sample ID : FWGLL2mw-264C-0571-GW **Lab Report Batch :** A8A290102 **Lab ID :** STLCAN

Sample Date : 01/28/2008 **Analysis Type: RES** **Sample Matrix :** AQ

Lab Sample ID: A8A290102002

Reviewed By / Date : Angye Dragotta 2/28/2008 **Approved By / Date :** Heather McDay 3/6/08

Analyte Name	Result	Uncertainty / Error	Result Units	Lab Qual	Rep Res	Overall Qual*	Temp	HT	MB	LCS	MS	Lab Dup	Surr	Rep Limit	Moist Tot/Dis	Field QC	Tune	IC	ICV	CV / CCV	Reason Codes
Analysis Method : 8260B						**Dilution: 1**															
Toluene	1.0		ug/L	U	YES																
TOTAL XYLENES	2.0		ug/L	U	YES																
trans-1,2-Dichloroethene	1.0		ug/L	U	YES																
trans-1,3-Dichloropropene	1.0		ug/L	U	YES																
Trichloroethene	1.0		ug/L	U	YES																
Vinyl chloride	1.0		ug/L	U	YES																
Analysis Method : 8270C						**Dilution: 1**															
1,2,4-Trichlorobenzene	1.0		ug/L	U	YES																
1,2-Dichlorobenzene	1.0		ug/L	U	YES																
1,3-Dichlorobenzene	1.0		ug/L	U	YES																
1,4-Dichlorobenzene	1.0		ug/L	U	YES																
2,2-OXYBIS (1-CHLOROPROPANE)	1.0		ug/L	U	YES																
2,4,5-Trichlorophenol	5.0		ug/L	U	YES																
2,4,6-Trichlorophenol	5.0		ug/L	U	YES																
2,4-Dichlorophenol	2.0		ug/L	U	YES																
2,4-Dimethylphenol	2.0		ug/L	U	YES																
2,4-Dinitrophenol	5.0		ug/L	U	YES	~~None~~															
2,4-Dinitrotoluene	5.0		ug/L	U	YES																
2,6-Dinitrotoluene	5.0		ug/L	U	YES																
2-Chloronaphthalene	1.0		ug/L	U	YES																
2-Chlorophenol	1.0		ug/L	U	YES																
2-Methylnaphthalene	0.20		ug/L	U	YES																
2-Methylphenol	1.0		ug/L	U	YES																
2-Nitroaniline	2.0		ug/L	U	YES																
2-Nitrophenol	2.0		ug/L	U	YES																
3,3'-Dichlorobenzidine	5.0		ug/L	U	YES																
3-Nitroaniline	2.0		ug/L	U	YES																
4,6-Dinitro-2-methylphenol	5.0		ug/L	U	YES																
4-Bromophenyl phenyl ether	2.0		ug/L	U	YES																
4-Chloro-3-methylphenol	2.0		ug/L	U	YES																
4-Chloroaniline	2.0		ug/L	U	YES																

* Overall result qualifier reflects summation of qualifiers added during automated data review and any qualifiers added manually for categories not assessed by automated data review

Sample Qualification Report with Reason Codes (All Results sorted by Client Sample ID)

Client Sample ID : FWGLL2mw-264C-0571-GW **Lab Report Batch :** A8A290102 **Lab ID :** STLCAN

Sample Date : 01/28/2008 **Analysis Type: RES** **Sample Matrix :** AQ

Lab Sample ID: A8A290102002

Reviewed By / Date : Angye Dragotta 2/28/2008 **Approved By / Date :** Heather McKay 3/6/08

Analyte Name	Result	Uncertainty / Error	Result Units	Lab Qual	Rep Res	Overall Qual*	Temp	HT	MB	LCS	MS	Lab Dup	Surr	Rep Limit	Moist Tot/Dis	Field QC	Tune	IC	ICV	CV / CCV	Reason Codes
Analysis Method : 8270C						**Dilution: 1**															
4-Chlorophenyl phenyl ether	2.0		ug/L	U	YES																
4-Methylphenol	1.0		ug/L	U	YES																
4-Nitroanaline	2.0		ug/L	U	YES																
4-Nitrophenol	5.0		ug/L	U	YES	None															
Acenaphthene	0.20		ug/L	U	YES																
Acenaphthylene	0.20		ug/L	U	YES																
Anthracene	0.20		ug/L	U	YES																
Benzo(a)anthracene	0.20		ug/L	U	YES																
Benzo(a)pyrene	0.20		ug/L	U	YES																
Benzo(b)fluoranthene	0.20		ug/L	U	YES																
BENZO(G,H,I)PERYLENE	0.20		ug/L	U	YES																
Benzo(k)fluoranthene	0.20		ug/L	U	YES																
Benzoic acid	10		ug/L	U	YES	R				R											J-
Benzyl alcohol	5.0		ug/L	U	YES																
bis(2-Chloroethoxy)methane	1.0		ug/L	U	YES																
bis(2-Chloroethyl) ether	1.0		ug/L	U	YES																
bis(2-Ethylhexyl) phthalate	10		ug/L	U	YES																
Butylbenzyl Phthalate	1.0		ug/L	U	YES																
Carbazole	1.0		ug/L	U	YES																
Chrysene	0.20		ug/L	U	YES																
dibenzo(a,h)anthracene	0.20		ug/L	U	YES																
Dibenzofuran	1.0		ug/L	U	YES																
Diethyl phthalate	1.0		ug/L	U	YES																
Dimethyl phthalate	1.0		ug/L	U	YES																
Di-n-butyl phthalate	1.0		ug/L	U	YES																
Di-n-octyl phthalate	1.0		ug/L	U	YES																
Fluoranthene	0.20		ug/L	U	YES																
Fluorene	0.20		ug/L	U	YES																
Hexachlorobenzene	0.20		ug/L	U	YES																
Hexachlorobutadiene	1.0		ug/L	U	YES																
Hexachlorocyclopentadiene	10		ug/L	U	YES	R				R											J-

* Overall result qualifier reflects summation of qualifiers added during automated data review and any qualifiers added manually for categories not assessed by automated data review

Sample Qualification Report with Reason Codes (All Results sorted by Client Sample ID)

Client Sample ID : FWGLL2mw-264C-0571-GW **Lab Report Batch :** A8A290102 **Lab ID :** STLCAN

Sample Date : 01/28/2008 **Analysis Type: RES** **Sample Matrix :** AQ

Lab Sample ID: A8A290102002

Reviewed By / Date : Angye Dragotta 2/28/2008 **Approved By / Date :** Heather Nadey 3/4/08

Analyte Name	Result	Uncertainty / Error	Result Units	Lab Qual	Rep Res	Overall Qual*	Temp	HT	MB	LCS	MS	Lab Dup	Surr	Rep Limit	Moist Tot/Dis	Field QC	Tune	IC	ICV	CV / CCV	Reason Codes
Analysis Method : 8270C						**Dilution: 1**															
Hexachloroethane	1.0		ug/L	U	YES																
Indeno(1,2,3-cd)pyrene	0.20		ug/L	U	YES																
Isophorone	1.0		ug/L	U	YES																
Naphthalene	0.20		ug/L	U	YES																
Nitrobenzene	1.0		ug/L	U	YES																
N-nitroso-di-n-propylamine	1.0		ug/L	U	YES																
N-Nitrosodiphenylamine	1.0		ug/L	U	YES																
Pentachlorophenol	5.0		ug/L	U	YES																
Phenanthrene	0.20		ug/L	U	YES																
Phenol	1.0		ug/L	U	YES																
Pyrene	0.20		ug/L	U	YES																
Analysis Method : 9012A						**Dilution: 1**															
Cyanide	0.010		mg/L	U	YES																

* Overall result qualifier reflects summation of qualifiers added during automated data review and any qualifiers added manually for categories not assessed by automated data review

Sample Qualification Report with Reason Codes (All Results sorted by Client Sample ID)

Client Sample ID : FWGLL2mw-265C-0572-GF **Lab Report Batch :** A8A290102 **Lab ID :** STLCAN

Sample Date : 01/28/2008 **Analysis Type: RES/TOT** **Sample Matrix :** AQ

Lab Sample ID: A8A290102007

Reviewed By / Date : Angye Dragotta 2/28/2008 **Approved By / Date :** H Medley 3/6/2008

Analyte Name	Result	Uncertainty / Error	Result Units	Lab Qual	Rep Res	Overall Qual*	Temp	HT	MB	LCS	MS	Lab Dup	Surr	Rep Limit	Moist Tot/Dis	Field QC	Tune	IC	ICV	CV / CCV	Reason Codes
Analysis Method : 6010B						**Dilution: 1**															
Arsenic	5.0		ug/L	U	YES	None															
Barium	6.2		ug/L	B	YES	J								J							L
Calcium	52800		ug/L		YES																
Chromium	5.0		ug/L	U	YES																
Cobalt	5.0		ug/L	U	YES	None															
Copper	5.0		ug/L	U	YES																
Lead	3.0		ug/L	U	YES																
Magnesium	12200		ug/L		YES																
Manganese	193		ug/L		YES																
Nickel	8.2		ug/L	B	YES	J						J		J							L
Potassium	561		ug/L	B J	YES	J								J							L
Selenium	5.0		ug/L	U	YES																
Silver	5.0		ug/L	U	YES	None															
Sodium	2900		ug/L		YES																
Vanadium	10.0		ug/L	U	YES	None															
Analysis Method : 6020						**Dilution: 1**															
Aluminum	50.0		ug/L	U	YES																
Antimony	2.0		ug/L	U	YES																
Beryllium	1.0		ug/L	U	YES																
Cadmium	0.50		ug/L	U	YES																
Iron	222		ug/L		YES																
Thallium	1.0		ug/L	U	YES																
Zinc	2.8		ug/L	B	YES	J						J		J							L
Analysis Method : 7470A						**Dilution: 1**															
Mercury	0.20		ug/L	U	YES																

* Overall result qualifier reflects summation of qualifiers added during automated data review and any qualifiers added manually for categories not assessed by automated data review

Sample Qualification Report with Reason Codes (All Results sorted by Client Sample ID)

Client Sample ID : FWGLL2mw-265C-0572-GW **Lab Report Batch :** A8A290102 **Lab ID :** STLCAN

Sample Date : 01/28/2008 **Analysis Type: RES** **Sample Matrix :** AQ

Lab Sample ID: A8A290102006

Reviewed By / Date : Angye Dragotta 2/28/2008 **Approved By / Date :** H Medley 3/6/2008

Analyte Name	Result	Uncertainty / Error	Result Units	Lab Qual	Rep Res	Overall Qual*	Temp	HT	MB	LCS	MS	Lab Dup	Surr	Rep Limit	Moist Tot/Dis	Field QC	Tune	IC	ICV	CV / CCV	Reason Codes
Analysis Method : 8081A						**Dilution: 1**															
4,4'-DDD	0.030		ug/L	U	YES																
4,4'-DDE	0.030		ug/L	U	YES																
4,4'-DDT	0.030		ug/L	U	YES																
Aldrin	0.030		ug/L	U	YES																
alpha-BHC	0.030		ug/L	U	YES																
alpha-Chordane	0.030		ug/L	U	YES																
beta-BHC	0.030		ug/L	U	YES																
delta-BHC	0.030		ug/L	U	YES																
Dieldrin	0.030		ug/L	U	YES																
Endosulfan I	0.025		ug/L	U	YES																
Endosulfan II	0.025		ug/L	U	YES																
Endosulfan sulfate	0.030		ug/L	U	YES																
Endrin	0.030		ug/L	U	YES																
Endrin aldehyde	0.030		ug/L	U	YES																
Endrin ketone	0.030		ug/L	U	YES																
gamma-BHC	0.030		ug/L	U	YES																
gamma-Chlordane	0.030		ug/L	U	YES																
Heptachlor	0.030		ug/L	U	YES																
Heptachlor epoxide	0.030		ug/L	U	YES																
Methoxychlor	0.10		ug/L	U	YES																
Toxaphene	2.0		ug/L	U	YES																
Analysis Method : 8082						**Dilution: 1**															
Aroclor 1016	0.50		ug/L	U	YES																
Aroclor 1221	0.50		ug/L	U	YES																
Aroclor 1232	0.50		ug/L	U	YES																
Aroclor 1242	0.50		ug/L	U	YES																
Aroclor 1248	0.50		ug/L	U	YES																
Aroclor 1254	0.50		ug/L	U	YES																
Aroclor 1260	0.50		ug/L	U	YES																
Analysis Method : 8260B						**Dilution: 1**															
1,1,1-Trichloroethane	1.0		ug/L	U	YES																
1,1,2,2-Tetrachloroethane	1.0		ug/L	U	YES																

* Overall result qualifier reflects summation of qualifiers added during automated data review and any qualifiers added manually for categories not assessed by automated data review

Sample Qualification Report with Reason Codes (All Results sorted by Client Sample ID)

Client Sample ID : FWGLL2mw-265C-0572-GW **Lab Report Batch :** A8A290102 **Lab ID :** STLCAN

Sample Date : 01/28/2008 **Analysis Type: RES** **Sample Matrix :** AQ

Lab Sample ID: A8A290102006

Reviewed By / Date : Angye Dragotta 2/28/2008 **Approved By / Date :** H Medley 3/6/2008

Analyte Name	Result	Uncertainty / Error	Result Units	Lab Qual	Rep Res	Overall Qual*	Temp	HT	MB	LCS	MS	Lab Dup	Surr	Rep Limit	Moist Tot/Dis	Field QC	Tune	IC	ICV	CV / CCV	Reason Codes
Analysis Method : 8260B						**Dilution: 1**															
1,1,2-Trichloroethane	1.0		ug/L	U	YES																
1,1-Dichloroethane	1.0		ug/L	U	YES																
1,1-Dichloroethene	1.0		ug/L	U	YES																
1,2-Dibromoethane	1.0		ug/L	U	YES																
1,2-Dichloroethane	1.0		ug/L	U	YES																
1,2-Dichloroethene (total)	1.0		ug/L	U	YES																
1,2-Dichloropropane	1.0		ug/L	U	YES																
2-Butanone	10		ug/L	U	YES	R															Pj-
2-Hexanone	10		ug/L	U	YES																
4-Methyl-2-pentanone	10		ug/L	U	YES																
Acetone	1.2		ug/L	J	YES	J								J							L
Benzene	1.0		ug/L	U	YES																
Bromochloromethane	1.0		ug/L	U	YES																
Bromodichloromethane	1.0		ug/L	U	YES																
Bromoform	1.0		ug/L	U	YES	UJ															Pj-
Bromomethane	1.0		ug/L	U	YES																
Carbon disulfide	1.0		ug/L	U	YES																
Carbon tetrachloride	1.0		ug/L	U	YES																
Chlorobenzene	1.0		ug/L	U	YES																
Chloroethane	1.0		ug/L	U	YES																
Chloroform	1.0		ug/L	U	YES																
Chloromethane	1.0		ug/L	U	YES																
cis-1,2-Dichloroethene	1.0		ug/L	U	YES																
cis-1,3-Dichloropropene	1.0		ug/L	U	YES																
Dibromochloromethane	1.0		ug/L	U	YES																
Ethylbenzene	1.0		ug/L	U	YES																
M&P-XYLENES	2.0		ug/L	U	YES																
Methylene chloride	2.0		ug/L	U	YES	UJ															Pj-
o-Xylene	1.0		ug/L	U	YES																
Styrene	1.0		ug/L	U	YES																
Tetrachloroethene	1.0		ug/L	U	YES																

* Overall result qualifier reflects summation of qualifiers added during automated data review and any qualifiers added manually for categories not assessed by automated data review

Sample Qualification Report with Reason Codes (All Results sorted by Client Sample ID)

Client Sample ID : FWGLL2mw-265C-0572-GW **Lab Report Batch :** A8A290102 **Lab ID :** STLCAN

Sample Date : 01/28/2008 **Analysis Type: RES** **Sample Matrix :** AQ

Lab Sample ID: A8A290102006

Reviewed By / Date : Angye Dragotta 2/28/2008 **Approved By / Date :** H Medley 3/6/2008

Analyte Name	Result	Uncertainty / Error	Result Units	Lab Qual	Rep Res	Overall Qual*	Temp	HT	MB	LCS	MS	Lab Dup	Surr	Rep Limit	Moist Tot/Dis	Field QC	Tune	IC	ICV	CV / CCV	Reason Codes
Analysis Method : 8260B						**Dilution: 1**															
Toluene	1.0		ug/L	U	YES																
TOTAL XYLENES	2.0		ug/L	U	YES																
trans-1,2-Dichloroethene	1.0		ug/L	U	YES																
trans-1,3-Dichloropropene	1.0		ug/L	U	YES																
Trichloroethene	1.0		ug/L	U	YES																
Vinyl chloride	1.0		ug/L	U	YES																
Analysis Method : 8270C						**Dilution: 1**															
1,2,4-Trichlorobenzene	1.0		ug/L	U	YES																
1,2-Dichlorobenzene	1.0		ug/L	U	YES																
1,3-Dichlorobenzene	1.0		ug/L	U	YES																
1,4-Dichlorobenzene	1.0		ug/L	U	YES																
2,2-OXYBIS (1-CHLOROPROPANE)	1.0		ug/L	U	YES																
2,4,5-Trichlorophenol	5.0		ug/L	U	YES																
2,4,6-Trichlorophenol	5.0		ug/L	U	YES																
2,4-Dichlorophenol	2.0		ug/L	U	YES																
2,4-Dimethylphenol	2.0		ug/L	U	YES																
2,4-Dinitrophenol	5.0		ug/L	U	YES	None															
2,4-Dinitrotoluene	5.0		ug/L	U	YES																
2,6-Dinitrotoluene	5.0		ug/L	U	YES																
2-Chloronaphthalene	1.0		ug/L	U	YES																
2-Chlorophenol	1.0		ug/L	U	YES																
2-Methylnaphthalene	0.20		ug/L	U	YES																
2-Methylphenol	1.0		ug/L	U	YES																
2-Nitroaniline	2.0		ug/L	U	YES																
2-Nitrophenol	2.0		ug/L	U	YES																
3,3'-Dichlorobenzidine	5.0		ug/L	U	YES																
3-Nitroaniline	2.0		ug/L	U	YES																
4,6-Dinitro-2-methylphenol	5.0		ug/L	U	YES																
4-Bromophenyl phenyl ether	2.0		ug/L	U	YES																
4-Chloro-3-methylphenol	2.0		ug/L	U	YES																
4-Chloroaniline	2.0		ug/L	U	YES																

* Overall result qualifier reflects summation of qualifiers added during automated data review and any qualifiers added manually for categories not assessed by automated data review

Sample Qualification Report with Reason Codes (All Results sorted by Client Sample ID)

Client Sample ID : FWGLL2mw-265C-0572-GW **Lab Report Batch :** A8A290102 **Lab ID :** STLCAN

Sample Date : 01/28/2008 **Analysis Type: RES** **Sample Matrix :** AQ

Lab Sample ID: A8A290102006

Reviewed By / Date : Angye Dragotta 2/28/2008 **Approved By / Date :** H Medley 3/6/2008

Analyte Name	Result	Uncertainty / Error	Result Units	Lab Qual	Rep Res	Overall Qual*	Temp	HT	MB	LCS	MS	Lab Dup	Surr	Rep Limit	Moist Tot/Dis	Field QC	Tune	IC	ICV	CV / CCV	Reason Codes
Analysis Method : 8270C						**Dilution: 1**															
4-Chlorophenyl phenyl ether	2.0		ug/L	U	YES																
4-Methylphenol	1.0		ug/L	U	YES																
4-Nitroanaline	2.0		ug/L	U	YES																
4-Nitrophenol	5.0		ug/L	U	YES	None															
Acenaphthene	0.20		ug/L	U	YES																
Acenaphthylene	0.20		ug/L	U	YES																
Anthracene	0.20		ug/L	U	YES																
Benzo(a)anthracene	0.20		ug/L	U	YES																
Benzo(a)pyrene	0.20		ug/L	U	YES																
Benzo(b)fluoranthene	0.20		ug/L	U	YES																
BENZO(G,H,I)PERYLENE	0.20		ug/L	U	YES																
Benzo(k)fluoranthene	0.20		ug/L	U	YES																
Benzoic acid	10		ug/L	U	YES	R				R											J-
Benzyl alcohol	5.0		ug/L	U	YES																
bis(2-Chloroethoxy)methane	1.0		ug/L	U	YES																
bis(2-Chloroethyl) ether	1.0		ug/L	U	YES																
bis(2-Ethylhexyl) phthalate	10		ug/L	U	YES																
Butylbenzyl Phthalate	1.0		ug/L	U	YES																
Carbazole	1.0		ug/L	U	YES																
Chrysene	0.20		ug/L	U	YES																
dibenzo(a,h)anthracene	0.20		ug/L	U	YES																
Dibenzofuran	1.0		ug/L	U	YES																
Diethyl phthalate	1.0		ug/L	U	YES																
Dimethyl phthalate	1.0		ug/L	U	YES																
Di-n-butyl phthalate	1.0		ug/L	U	YES																
Di-n-octyl phthalate	1.0		ug/L	U	YES																
Fluoranthene	0.20		ug/L	U	YES																
Fluorene	0.20		ug/L	U	YES																
Hexachlorobenzene	0.20		ug/L	U	YES																
Hexachlorobutadiene	1.0		ug/L	U	YES																
Hexachlorocyclopentadiene	10		ug/L	U	YES	R				R											J-

* Overall result qualifier reflects summation of qualifiers added during automated data review and any qualifiers added manually for categories not assessed by automated data review

Sample Qualification Report with Reason Codes (All Results sorted by Client Sample ID)

Client Sample ID : FWGLL2mw-265C-0572-GW **Lab Report Batch :** A8A290102 **Lab ID :** STLCAN

Sample Date : 01/28/2008 **Analysis Type: RES** **Sample Matrix :** AQ

Lab Sample ID: A8A290102006

Reviewed By / Date : Angye Dragotta 2/28/2008 **Approved By / Date :** H Medley 3/6/2008

Analyte Name	Result	Uncertainty / Error	Result Units	Lab Qual	Rep Res	Overall Qual*	Temp	HT	MB	LCS	MS	Lab Dup	Surr	Rep Limit	Moist Tot/Dis	Field QC	Tune	IC	ICV	CV / CCV	Reason Codes
Analysis Method : 8270C						**Dilution: 1**															
Hexachloroethane	1.0		ug/L	U	YES																
Indeno(1,2,3-cd)pyrene	0.20		ug/L	U	YES																
Isophorone	1.0		ug/L	U	YES																
Naphthalene	0.20		ug/L	U	YES																
Nitrobenzene	1.0		ug/L	U	YES																
N-nitroso-di-n-propylamine	1.0		ug/L	U	YES																
N-Nitrosodiphenylamine	1.0		ug/L	U	YES																
Pentachlorophenol	5.0		ug/L	U	YES																
Phenanthrene	0.20		ug/L	U	YES																
Phenol	1.0		ug/L	U	YES																
Pyrene	0.20		ug/L	U	YES																
Analysis Method : 9012A						**Dilution: 1**															
Cyanide	0.010		mg/L	U	YES																

* Overall result qualifier reflects summation of qualifiers added during automated data review and any qualifiers added manually for categories not assessed by automated data review

Sample Qualification Report with Reason Codes (All Results sorted by Client Sample ID)

Client Sample ID : FWGLL2mw-268C-0573-GF **Lab Report Batch :** A8A290102 **Lab ID :** STLCAN

Sample Date : 01/28/2008 **Analysis Type: RES/TOT** **Sample Matrix :** AQ

Lab Sample ID: A8A290102021

Reviewed By / Date : Angye Dragotta 2/28/2008 **Approved By / Date :** Heather Kelley 3/6/08

Analyte Name	Result	Uncertainty / Error	Result Units	Lab Qual	Rep Res	Overall Qual*	Temp	HT	MB	LCS	MS	Lab Dup	Surr	Rep Limit	Moist Tot/Dis	Field QC	Tune	IC	ICV	CV / CCV	Reason Codes
Analysis Method : 6010B						**Dilution: 1**															
Arsenic	5.0		ug/L	U	YES																
Barium	37.9		ug/L		YES																
Calcium	58000		ug/L		YES																
Chromium	5.0		ug/L	U	YES																
Cobalt	5.0		ug/L	U	YES																
Copper	5.0		ug/L	U	YES																
Lead	3.0		ug/L	U	YES																
Magnesium	23900		ug/L		YES																
Manganese	362		ug/L		YES																
Nickel	10.0		ug/L	U	YES																
Potassium	1600		ug/L	J	YES	J															
Selenium	5.0		ug/L	U	YES																
Silver	5.0		ug/L	U	YES																
Sodium	11200		ug/L		YES																
Vanadium	10.0		ug/L	U	YES																
Analysis Method : 6020						**Dilution: 1**															
Aluminum	50.0		ug/L	U	YES																
Antimony	2.0		ug/L	U	YES																
Beryllium	1.0		ug/L	U	YES																
Cadmium	0.50		ug/L	U	YES																
Iron	2500		ug/L		YES																
Thallium	1.0		ug/L	U	YES																
Zinc	10.0		ug/L	U	YES																
Analysis Method : 7470A						**Dilution: 1**															
Mercury	0.14		ug/L	B	YES	UJ								J							Cb, L

* Overall result qualifier reflects summation of qualifiers added during automated data review and any qualifiers added manually for categories not assessed by automated data review

Sample Qualification Report with Reason Codes (All Results sorted by Client Sample ID)

Client Sample ID : FWGLL2mw-268C-0573-GW **Lab Report Batch :** A8A290102 **Lab ID :** STLCAN

Sample Date : 01/28/2008 **Analysis Type: RES** **Sample Matrix :** AQ

Lab Sample ID: A8A290102020

Reviewed By / Date : Angye Dragotta 2/28/2008 **Approved By / Date :** Heather Medley 3/4/08

Analyte Name	Result	Uncertainty / Error	Result Units	Lab Qual	Rep Res	Overall Qual*	Temp	HT	MB	LCS	MS	Lab Dup	Surr	Rep Limit	Moist Tot/Dis	Field QC	Tune	IC	ICV	CV / CCV	Reason Codes
Analysis Method : 8081A						**Dilution: 1**															
4,4'-DDD	0.030		ug/L	U	YES																
4,4'-DDE	0.030		ug/L	U	YES																
4,4'-DDT	0.030		ug/L	U	YES																
Aldrin	0.030		ug/L	U	YES																
alpha-BHC	0.030		ug/L	U	YES																
alpha-Chordane	0.030		ug/L	U	YES																
beta-BHC	0.030		ug/L	U	YES																
delta-BHC	0.030		ug/L	U	YES																
Dieldrin	0.030		ug/L	U	YES																
Endosulfan I	0.025		ug/L	U	YES																
Endosulfan II	0.025		ug/L	U	YES																
Endosulfan sulfate	0.030		ug/L	U	YES																
Endrin	0.030		ug/L	U	YES																
Endrin aldehyde	0.030		ug/L	U	YES																
Endrin ketone	0.030		ug/L	U	YES																
gamma-BHC	0.030		ug/L	U	YES																
gamma-Chlordane	0.030		ug/L	U	YES																
Heptachlor	0.030		ug/L	U	YES																
Heptachlor epoxide	0.030		ug/L	U	YES																
Methoxychlor	0.10		ug/L	U	YES																
Toxaphene	2.0		ug/L	U	YES																
Analysis Method : 8082						**Dilution: 1**															
Aroclor 1016	0.50		ug/L	U	YES	UJ							UJ								G
Aroclor 1221	0.50		ug/L	U	YES	UJ							UJ								G
Aroclor 1232	0.50		ug/L	U	YES	UJ							UJ								G
Aroclor 1242	0.50		ug/L	U	YES	UJ							UJ								G
Aroclor 1248	0.50		ug/L	U	YES	UJ							UJ								G
Aroclor 1254	0.50		ug/L	U	YES	UJ							UJ								G
Aroclor 1260	0.50		ug/L	U	YES	UJ							UJ								G
Analysis Method : 8260B						**Dilution: 1**															
1,1,1-Trichloroethane	1.0		ug/L	U	YES																
1,1,2,2-Tetrachloroethane	1.0		ug/L	U	YES																

* Overall result qualifier reflects summation of qualifiers added during automated data review and any qualifiers added manually for categories not assessed by automated data review

Sample Qualification Report with Reason Codes (All Results sorted by Client Sample ID)

Client Sample ID : FWGLL2mw-268C-0573-GW **Lab Report Batch :** A8A290102 **Lab ID :** STLCAN

Sample Date : 01/28/2008 **Analysis Type: RES** **Sample Matrix :** AQ

Lab Sample ID: A8A290102020

Reviewed By / Date : Angye Dragotta 2/28/2008 **Approved By / Date :** H Medley 3/6/2008

Analyte Name	Result	Uncertainty / Error	Result Units	Lab Qual	Rep Res	Overall Qual*	Temp	HT	MB	LCS	MS	Lab Dup	Surr	Rep Limit	Moist Tot/Dis	Field QC	Tune	IC	ICV	CV / CCV	Reason Codes
Analysis Method : 8260B						**Dilution: 1**															
1,1,2-Trichloroethane	1.0		ug/L	U	YES																
1,1-Dichloroethane	1.0		ug/L	U	YES																
1,1-Dichloroethene	1.0		ug/L	U	YES																
1,2-Dibromoethane	1.0		ug/L	U	YES																
1,2-Dichloroethane	1.0		ug/L	U	YES																
1,2-Dichloroethene (total)	1.0		ug/L	U	YES																
1,2-Dichloropropane	1.0		ug/L	U	YES																
2-Butanone	10		ug/L	U	YES	R															Pj-
2-Hexanone	10		ug/L	U	YES																
4-Methyl-2-pentanone	10		ug/L	U	YES																
Acetone	5.4		ug/L	J	YES	J								J							L
Benzene	1.0		ug/L	U	YES																
Bromochloromethane	1.0		ug/L	U	YES																
Bromodichloromethane	1.0		ug/L	U	YES																
Bromoform	1.0		ug/L	U	YES	UJ															Pj-
Bromomethane	1.0		ug/L	U	YES																
Carbon disulfide	1.0		ug/L	U	YES																
Carbon tetrachloride	1.0		ug/L	U	YES																
Chlorobenzene	1.0		ug/L	U	YES																
Chloroethane	1.0		ug/L	U	YES																
Chloroform	1.0		ug/L	U	YES																
Chloromethane	1.0		ug/L	U	YES																
cis-1,2-Dichloroethene	1.0		ug/L	U	YES																
cis-1,3-Dichloropropene	1.0		ug/L	U	YES																
Dibromochloromethane	1.0		ug/L	U	YES																
Ethylbenzene	1.0		ug/L	U	YES																
M&P-XYLENES	2.0		ug/L	U	YES																
Methylene chloride	2.0		ug/L	U	YES	UJ															Pj-
o-Xylene	1.0		ug/L	U	YES																
Styrene	1.0		ug/L	U	YES																
Tetrachloroethene	1.0		ug/L	U	YES																

* Overall result qualifier reflects summation of qualifiers added during automated data review and any qualifiers added manually for categories not assessed by automated data review

Sample Qualification Report with Reason Codes (All Results sorted by Client Sample ID)

Client Sample ID : FWGLL2mw-268C-0573-GW **Lab Report Batch :** A8A290102 **Lab ID :** STLCAN

Sample Date : 01/28/2008 **Analysis Type: RES** **Sample Matrix :** AQ

Lab Sample ID: A8A290102020

Reviewed By / Date : Angye Dragotta 2/28/2008 **Approved By / Date :** Heather Heaney 3/6/08

Analyte Name	Result	Uncertainty / Error	Result Units	Lab Qual	Rep Res	Overall Qual*	Temp	HT	MB	LCS	MS	Lab Dup	Surr	Rep Limit	Moist Tot/Dis	Field QC	Tune	IC	ICV	CV / CCV	Reason Codes
Analysis Method : 8260B						**Dilution: 1**															
Toluene	1.0		ug/L	U	YES																
TOTAL XYLENES	2.0		ug/L	U	YES																
trans-1,2-Dichloroethene	1.0		ug/L	U	YES																
trans-1,3-Dichloropropene	1.0		ug/L	U	YES																
Trichloroethene	1.0		ug/L	U	YES																
Vinyl chloride	1.0		ug/L	U	YES																
Analysis Method : 8270C						**Dilution: 1**															
1,2,4-Trichlorobenzene	1.0		ug/L	U	YES																
1,2-Dichlorobenzene	1.0		ug/L	U	YES																
1,3-Dichlorobenzene	1.0		ug/L	U	YES																
1,4-Dichlorobenzene	1.0		ug/L	U	YES																
2,2-OXYBIS (1-CHLOROPROPANE)	1.0		ug/L	U	YES																
2,4,5-Trichlorophenol	5.0		ug/L	U	YES																
2,4,6-Trichlorophenol	5.0		ug/L	U	YES																
2,4-Dichlorophenol	2.0		ug/L	U	YES																
2,4-Dimethylphenol	2.0		ug/L	U	YES																
2,4-Dinitrophenol	5.0		ug/L	U	YES	~~None~~															
2,4-Dinitrotoluene	5.0		ug/L	U	YES																
2,6-Dinitrotoluene	5.0		ug/L	U	YES																
2-Chloronaphthalene	1.0		ug/L	U	YES																
2-Chlorophenol	1.0		ug/L	U	YES																
2-Methylnaphthalene	0.20		ug/L	U	YES																
2-Methylphenol	1.0		ug/L	U	YES																
2-Nitroaniline	2.0		ug/L	U	YES																
2-Nitrophenol	2.0		ug/L	U	YES																
3,3'-Dichlorobenzidine	5.0		ug/L	U	YES																
3-Nitroaniline	2.0		ug/L	U	YES																
4,6-Dinitro-2-methylphenol	5.0		ug/L	U	YES																
4-Bromophenyl phenyl ether	2.0		ug/L	U	YES																
4-Chloro-3-methylphenol	2.0		ug/L	U	YES																
4-Chloroaniline	2.0		ug/L	U	YES																

* Overall result qualifier reflects summation of qualifiers added during automated data review and any qualifiers added manually for categories not assessed by automated data review

Sample Qualification Report with Reason Codes (All Results sorted by Client Sample ID)

Client Sample ID : FWGLL2mw-268C-0573-GW **Lab Report Batch :** A8A290102 **Lab ID :** STLCAN

Sample Date : 01/28/2008 **Analysis Type: RES** **Sample Matrix :** AQ

Lab Sample ID: A8A290102020

Reviewed By / Date : Angye Dragotta 2/28/2008 **Approved By / Date :** Heather McCoy 3/6/08

Analyte Name	Result	Uncertainty / Error	Result Units	Lab Qual	Rep Res	Overall Qual*	Temp	HT	MB	LCS	MS	Lab Dup	Surr	Rep Limit	Moist Tot/Dis	Field QC	Tune	IC	ICV	CV / CCV	Reason Codes
Analysis Method : 8270C						**Dilution: 1**															
4-Chlorophenyl phenyl ether	2.0		ug/L	U	YES																
4-Methylphenol	1.0		ug/L	U	YES																
4-Nitroanaline	2.0		ug/L	U	YES																
4-Nitrophenol	5.0		ug/L	U	YES	~~None~~															
Acenaphthene	0.20		ug/L	U	YES																
Acenaphthylene	0.20		ug/L	U	YES																
Anthracene	0.20		ug/L	U	YES																
Benzo(a)anthracene	0.20		ug/L	U	YES																
Benzo(a)pyrene	0.20		ug/L	U	YES																
Benzo(b)fluoranthene	0.20		ug/L	U	YES																
BENZO(G,H,I)PERYLENE	0.20		ug/L	U	YES																
Benzo(k)fluoranthene	0.20		ug/L	U	YES																
Benzoic acid	10		ug/L	U	YES	R				R											J-
Benzyl alcohol	5.0		ug/L	U	YES																
bis(2-Chloroethoxy)methane	1.0		ug/L	U	YES																
bis(2-Chloroethyl) ether	1.0		ug/L	U	YES																
bis(2-Ethylhexyl) phthalate	10		ug/L	U	YES																
Butylbenzyl Phthalate	1.0		ug/L	U	YES																
Carbazole	1.0		ug/L	U	YES																
Chrysene	0.20		ug/L	U	YES																
dibenzo(a,h)anthracene	0.20		ug/L	U	YES																
Dibenzofuran	1.0		ug/L	U	YES																
Diethyl phthalate	1.0		ug/L	U	YES																
Dimethyl phthalate	1.0		ug/L	U	YES																
Di-n-butyl phthalate	1.0		ug/L	U	YES																
Di-n-octyl phthalate	1.0		ug/L	U	YES																
Fluoranthene	0.20		ug/L	U	YES																
Fluorene	0.20		ug/L	U	YES																
Hexachlorobenzene	0.20		ug/L	U	YES																
Hexachlorobutadiene	1.0		ug/L	U	YES																
Hexachlorocyclopentadiene	10		ug/L	U	YES	R				R											J-

* Overall result qualifier reflects summation of qualifiers added during automated data review and any qualifiers added manually for categories not assessed by automated data review

Sample Qualification Report with Reason Codes (All Results sorted by Client Sample ID)

Client Sample ID : FWGLL2mw-268C-0573-GW **Lab Report Batch :** A8A290102 **Lab ID :** STLCAN

Sample Date : 01/28/2008 **Analysis Type: RES** **Sample Matrix :** AQ

Lab Sample ID: A8A290102020

Reviewed By / Date : Angye Dragotta 2/28/2008 **Approved By / Date :** Heather McCoy 3/6/08

Analyte Name	Result	Uncertainty / Error	Result Units	Lab Qual	Rep Res	Overall Qual*	Temp	HT	MB	LCS	MS	Lab Dup	Surr	Rep Limit	Moist Tot/Dis	Field QC	Tune	IC	ICV	CV / CCV	Reason Codes
Analysis Method : 8270C						**Dilution: 1**															
Hexachloroethane	1.0		ug/L	U	YES																
Indeno(1,2,3-cd)pyrene	0.20		ug/L	U	YES																
Isophorone	1.0		ug/L	U	YES																
Naphthalene	0.20		ug/L	U	YES																
Nitrobenzene	1.0		ug/L	U	YES																
N-nitroso-di-n-propylamine	1.0		ug/L	U	YES																
N-Nitrosodiphenylamine	1.0		ug/L	U	YES																
Pentachlorophenol	5.0		ug/L	U	YES																
Phenanthrene	0.20		ug/L	U	YES																
Phenol	1.0		ug/L	U	YES																
Pyrene	0.20		ug/L	U	YES																
Analysis Method : 9012A						**Dilution: 1**															
Cyanide	0.010		mg/L	U	YES																

* Overall result qualifier reflects summation of qualifiers added during automated data review and any qualifiers added manually for categories not assessed by automated data review

Sample Qualification Report with Reason Codes (All Results sorted by Client Sample ID)

Client Sample ID : FWGLL2mw-270C-0574-GF
Lab Report Batch : A8A290102
Lab ID : STLCAN
Sample Date : 01/28/2008
Analysis Type: RES/TOT
Sample Matrix : AQ
Lab Sample ID: A8A290102019

Reviewed By / Date : Angye Dragotta 2/28/2008
Approved By / Date : H Medley 3/6/2008

Analyte Name	Result	Uncertainty / Error	Result Units	Lab Qual	Rep Res	Overall Qual*	Temp	HT	MB	LCS	MS	Lab Dup	Surr	Rep Limit	Moist Tot/Dis	Field QC	Tune	IC	ICV	CV / CCV	Reason Codes
Analysis Method : 6010B						**Dilution: 1**															
Arsenic	5.0		ug/L	U	YES																
Barium	19.5		ug/L		YES																
Calcium	49400		ug/L		YES																
Chromium	5.0		ug/L	U	YES																
Cobalt	13.5		ug/L		YES	J						J									Z
Copper	5.0		ug/L	U	YES																
Lead	3.0		ug/L	U	YES																
Magnesium	18600		ug/L		YES																
Manganese	1160		ug/L		YES																
Nickel	25.6		ug/L		YES	J						J									Z
Potassium	1430		ug/L	J	YES	J															
Selenium	5.0		ug/L	U	YES																
Silver	5.0		ug/L	U	YES																
Sodium	3750		ug/L		YES																
Vanadium	10.0		ug/L	U	YES																
Analysis Method : 6020						**Dilution: 1**															
Aluminum	50.0		ug/L	U	YES																
Antimony	2.0		ug/L	U	YES																
Beryllium	1.0		ug/L	U	YES																
Cadmium	0.50		ug/L	U	YES																
Iron	4420		ug/L		YES																
Thallium	1.0		ug/L	U	YES																
Zinc	12.6		ug/L		YES	J						J									Z
Analysis Method : 7470A						**Dilution: 1**															
Mercury	0.20		ug/L	U	YES																

* Overall result qualifier reflects summation of qualifiers added during automated data review and any qualifiers added manually for categories not assessed by automated data review

Sample Qualification Report with Reason Codes (All Results sorted by Client Sample ID)

Client Sample ID : FWGLL2mw-270C-0574-GW **Lab Report Batch :** A8A290102 **Lab ID :** STLCAN

Sample Date : 01/28/2008 **Analysis Type: RES** **Sample Matrix :** AQ

Lab Sample ID: A8A290102018

Reviewed By / Date : Angye Dragotta 2/28/2008 **Approved By / Date :** H Medley 3/6/2008

Analyte Name	Result	Uncertainty / Error	Result Units	Lab Qual	Rep Res	Overall Qual*	Temp	HT	MB	LCS	MS	Lab Dup	Surr	Rep Limit	Moist Tot/Dis	Field QC	Tune	IC	ICV	CV / CCV	Reason Codes
Analysis Method : 8081A						**Dilution: 1**															
4,4'-DDD	0.030		ug/L	U	YES																
4,4'-DDE	0.030		ug/L	U	YES																
4,4'-DDT	0.030		ug/L	U	YES																
Aldrin	0.030		ug/L	U	YES																
alpha-BHC	0.030		ug/L	U	YES																
alpha-Chordane	0.030		ug/L	U	YES																
beta-BHC	0.030		ug/L	U	YES																
delta-BHC	0.030		ug/L	U	YES																
Dieldrin	0.030		ug/L	U	YES																
Endosulfan I	0.025		ug/L	U	YES																
Endosulfan II	0.025		ug/L	U	YES																
Endosulfan sulfate	0.030		ug/L	U	YES																
Endrin	0.030		ug/L	U	YES																
Endrin aldehyde	0.030		ug/L	U	YES																
Endrin ketone	0.030		ug/L	U	YES																
gamma-BHC	0.030		ug/L	U	YES																
gamma-Chlordane	0.030		ug/L	U	YES																
Heptachlor	0.030		ug/L	U	YES																
Heptachlor epoxide	0.030		ug/L	U	YES																
Methoxychlor	0.10		ug/L	U	YES																
Toxaphene	2.0		ug/L	U	YES																
Analysis Method : 8082						**Dilution: 1**															
Aroclor 1016	0.50		ug/L	U	YES	UJ							UJ								G-
Aroclor 1221	0.50		ug/L	U	YES	UJ							UJ								G-
Aroclor 1232	0.50		ug/L	U	YES	UJ							UJ								G-
Aroclor 1242	0.50		ug/L	U	YES	UJ							UJ								G-
Aroclor 1248	0.50		ug/L	U	YES	UJ							UJ								G-
Aroclor 1254	0.50		ug/L	U	YES	UJ							UJ								G-
Aroclor 1260	0.50		ug/L	U	YES	UJ							UJ								G-
Analysis Method : 8260B						**Dilution: 1**															
1,1,1-Trichloroethane	1.0		ug/L	U	YES																
1,1,2,2-Tetrachloroethane	1.0		ug/L	U	YES																

* Overall result qualifier reflects summation of qualifiers added during automated data review and any qualifiers added manually for categories not assessed by automated data review

Sample Qualification Report with Reason Codes (All Results sorted by Client Sample ID)

Client Sample ID : FWGLL2mw-270C-0574-GW **Lab Report Batch :** A8A290102 **Lab ID :** STLCAN

Sample Date : 01/28/2008 **Analysis Type: RES** **Sample Matrix :** AQ

Lab Sample ID: A8A290102018

Reviewed By / Date : Angye Dragotta 2/28/2008 **Approved By / Date :** H Medley 3/6/2008

Analyte Name	Result	Uncertainty / Error	Result Units	Lab Qual	Rep Res	Overall Qual*	Temp	HT	MB	LCS	MS	Lab Dup	Surr	Rep Limit	Moist Tot/Dis	Field QC	Tune	IC	ICV	CV / CCV	Reason Codes
Analysis Method : 8260B						**Dilution: 1**															
1,1,2-Trichloroethane	1.0		ug/L	U	YES																
1,1-Dichloroethane	1.0		ug/L	U	YES																
1,1-Dichloroethene	1.0		ug/L	U	YES																
1,2-Dibromoethane	1.0		ug/L	U	YES																
1,2-Dichloroethane	1.0		ug/L	U	YES																
1,2-Dichloroethene (total)	1.0		ug/L	U	YES																
1,2-Dichloropropane	1.0		ug/L	U	YES																
2-Butanone	10		ug/L	U	YES	R															Pj-
2-Hexanone	10		ug/L	U	YES																
4-Methyl-2-pentanone	10		ug/L	U	YES																
Acetone	10		ug/L	U	YES	R															Pj-,Pm-
Benzene	1.0		ug/L	U	YES																
Bromochloromethane	1.0		ug/L	U	YES																
Bromodichloromethane	1.0		ug/L	U	YES																
Bromoform	1.0		ug/L	U	YES	UJ															Pj-
Bromomethane	1.0		ug/L	U	YES																
Carbon disulfide	1.0		ug/L	U	YES																
Carbon tetrachloride	1.0		ug/L	U	YES																
Chlorobenzene	1.0		ug/L	U	YES																
Chloroethane	1.0		ug/L	U	YES																
Chloroform	1.0		ug/L	U	YES																
Chloromethane	1.0		ug/L	U	YES																
cis-1,2-Dichloroethene	1.0		ug/L	U	YES																
cis-1,3-Dichloropropene	1.0		ug/L	U	YES																
Dibromochloromethane	1.0		ug/L	U	YES																
Ethylbenzene	1.0		ug/L	U	YES																
M&P-XYLENES	2.0		ug/L	U	YES																
Methylene chloride	2.0		ug/L	U	YES	UJ															Pj-
o-Xylene	1.0		ug/L	U	YES																
Styrene	1.0		ug/L	U	YES																
Tetrachloroethene	1.0		ug/L	U	YES																

* Overall result qualifier reflects summation of qualifiers added during automated data review and any qualifiers added manually for categories not assessed by automated data review

Sample Qualification Report with Reason Codes (All Results sorted by Client Sample ID)

Client Sample ID : FWGLL2mw-270C-0574-GW **Lab Report Batch :** A8A290102 **Lab ID :** STLCAN

Sample Date : 01/28/2008 **Analysis Type: RES** **Sample Matrix :** AQ

Lab Sample ID: A8A290102018

Reviewed By / Date : Angye Dragotta 2/28/2008 **Approved By / Date :** H Medley 3/6/2008

Analyte Name	Result	Uncertainty / Error	Result Units	Lab Qual	Rep Res	Overall Qual*	Temp	HT	MB	LCS	MS	Lab Dup	Surr	Rep Limit	Moist Tot/Dis	Field QC	Tune	IC	ICV	CV / CCV	Reason Codes
Analysis Method : 8260B						**Dilution: 1**															
Toluene	1.0		ug/L	U	YES																
TOTAL XYLENES	2.0		ug/L	U	YES																
trans-1,2-Dichloroethene	1.0		ug/L	U	YES																
trans-1,3-Dichloropropene	1.0		ug/L	U	YES																
Trichloroethene	1.0		ug/L	U	YES																
Vinyl chloride	1.0		ug/L	U	YES																
Analysis Method : 8270C						**Dilution: 1**															
1,2,4-Trichlorobenzene	1.0		ug/L	U	YES																
1,2-Dichlorobenzene	1.0		ug/L	U	YES																
1,3-Dichlorobenzene	1.0		ug/L	U	YES																
1,4-Dichlorobenzene	1.0		ug/L	U	YES																
2,2-OXYBIS (1-CHLOROPROPANE)	1.0		ug/L	U	YES																
2,4,5-Trichlorophenol	5.0		ug/L	U	YES																
2,4,6-Trichlorophenol	5.0		ug/L	U	YES																
2,4-Dichlorophenol	2.0		ug/L	U	YES																
2,4-Dimethylphenol	2.0		ug/L	U	YES																
2,4-Dinitrophenol	5.0		ug/L	U	YES	None															
2,4-Dinitrotoluene	5.0		ug/L	U	YES																
2,6-Dinitrotoluene	5.0		ug/L	U	YES																
2-Chloronaphthalene	1.0		ug/L	U	YES																
2-Chlorophenol	1.0		ug/L	U	YES																
2-Methylnaphthalene	0.20		ug/L	U	YES																
2-Methylphenol	1.0		ug/L	U	YES																
2-Nitroaniline	2.0		ug/L	U	YES																
2-Nitrophenol	2.0		ug/L	U	YES																
3,3'-Dichlorobenzidine	5.0		ug/L	U	YES																
3-Nitroaniline	2.0		ug/L	U	YES																
4,6-Dinitro-2-methylphenol	5.0		ug/L	U	YES																
4-Bromophenyl phenyl ether	2.0		ug/L	U	YES																
4-Chloro-3-methylphenol	2.0		ug/L	U	YES																
4-Chloroaniline	2.0		ug/L	U	YES																

* Overall result qualifier reflects summation of qualifiers added during automated data review and any qualifiers added manually for categories not assessed by automated data review

Sample Qualification Report with Reason Codes (All Results sorted by Client Sample ID)

Client Sample ID : FWGLL2mw-270C-0574-GW **Lab Report Batch :** A8A290102 **Lab ID :** STLCAN

Sample Date : 01/28/2008 **Analysis Type: RES** **Sample Matrix :** AQ

Lab Sample ID: A8A290102018

Reviewed By / Date : Angye Dragotta 2/28/2008 **Approved By / Date :** H Medley 3/6/2008

Analyte Name	Result	Uncertainty / Error	Result Units	Lab Qual	Rep Res	Overall Qual*	Temp	HT	MB	LCS	MS	Lab Dup	Surr	Rep Limit	Moist Tot/Dis	Field QC	Tune	IC	ICV	CV / CCV	Reason Codes
Analysis Method : 8270C						**Dilution: 1**															
4-Chlorophenyl phenyl ether	2.0		ug/L	U	YES																
4-Methylphenol	1.0		ug/L	U	YES																
4-Nitroanaline	2.0		ug/L	U	YES																
4-Nitrophenol	5.0		ug/L	U	YES	None															
Acenaphthene	0.20		ug/L	U	YES																
Acenaphthylene	0.20		ug/L	U	YES																
Anthracene	0.20		ug/L	U	YES																
Benzo(a)anthracene	0.20		ug/L	U	YES																
Benzo(a)pyrene	0.20		ug/L	U	YES																
Benzo(b)fluoranthene	0.20		ug/L	U	YES																
BENZO(G,H,I)PERYLENE	0.20		ug/L	U	YES																
Benzo(k)fluoranthene	0.20		ug/L	U	YES																
Benzoic acid	10		ug/L	U	YES	R				R											J-
Benzyl alcohol	5.0		ug/L	U	YES																
bis(2-Chloroethoxy)methane	1.0		ug/L	U	YES																
bis(2-Chloroethyl) ether	1.0		ug/L	U	YES																
bis(2-Ethylhexyl) phthalate	14		ug/L		YES																
Butylbenzyl Phthalate	1.0		ug/L	U	YES																
Carbazole	1.0		ug/L	U	YES																
Chrysene	0.20		ug/L	U	YES																
dibenzo(a,h)anthracene	0.20		ug/L	U	YES																
Dibenzofuran	1.0		ug/L	U	YES																
Diethyl phthalate	1.0		ug/L	U	YES																
Dimethyl phthalate	1.0		ug/L	U	YES																
Di-n-butyl phthalate	1.0		ug/L	U	YES																
Di-n-octyl phthalate	1.0		ug/L	U	YES																
Fluoranthene	0.20		ug/L	U	YES																
Fluorene	0.20		ug/L	U	YES																
Hexachlorobenzene	0.20		ug/L	U	YES																
Hexachlorobutadiene	1.0		ug/L	U	YES																
Hexachlorocyclopentadiene	10		ug/L	U	YES	R				R											J-

* Overall result qualifier reflects summation of qualifiers added during automated data review and any qualifiers added manually for categories not assessed by automated data review

Sample Qualification Report with Reason Codes (All Results sorted by Client Sample ID)

Client Sample ID : FWGLL2mw-270C-0574-GW **Lab Report Batch :** A8A290102 **Lab ID :** STLCAN

Sample Date : 01/28/2008 **Analysis Type: RES** **Sample Matrix :** AQ

Lab Sample ID: A8A290102018

Reviewed By / Date : Angye Dragotta 2/28/2008 **Approved By / Date :** H Medley 3/6/2008

Analyte Name	Result	Uncertainty / Error	Result Units	Lab Qual	Rep Res	Overall Qual*	Temp	HT	MB	LCS	MS	Lab Dup	Surr	Rep Limit	Moist Tot/Dis	Field QC	Tune	IC	ICV	CV / CCV	Reason Codes
Analysis Method : 8270C						**Dilution: 1**															
Hexachloroethane	1.0		ug/L	U	YES																
Indeno(1,2,3-cd)pyrene	0.20		ug/L	U	YES																
Isophorone	1.0		ug/L	U	YES																
Naphthalene	0.20		ug/L	U	YES																
Nitrobenzene	1.0		ug/L	U	YES																
N-nitroso-di-n-propylamine	1.0		ug/L	U	YES																
N-Nitrosodiphenylamine	1.0		ug/L	U	YES																
Pentachlorophenol	1.3		ug/L	J	YES	J								J							L
Phenanthrene	0.20		ug/L	U	YES																
Phenol	1.0		ug/L	U	YES																
Pyrene	0.20		ug/L	U	YES																
Analysis Method : 9012A						**Dilution: 1**															
Cyanide	0.010		mg/L	U	YES																

* Overall result qualifier reflects summation of qualifiers added during automated data review and any qualifiers added manually for categories not assessed by automated data review

Sample Qualification Report with Reason Codes (All Results sorted by Client Sample ID)

Client Sample ID : FWGLL2mw-DUP1-0601-GF **Lab Report Batch :** A8A290102 **Lab ID :** STLCAN

Sample Date : 01/28/2008 **Analysis Type: RES/TOT** **Sample Matrix :** AQ

Lab Sample ID: A8A290102009

Reviewed By / Date : Angye Dragotta 2/28/2008 **Approved By / Date :** Heather Medey 3/6/08

Analyte Name	Result	Uncertainty / Error	Result Units	Lab Qual	Rep Res	Overall Qual*	Temp	HT	MB	LCS	MS	Lab Dup	Surr	Rep Limit	Moist Tot/Dis	Field QC	Tune	IC	ICV	CV / CCV	Reason Codes
Analysis Method : 6010B						**Dilution: 1**															
Arsenic	4.3		ug/L	B	YES	J								J							L, PJ
Barium	6.9		ug/L	B	YES	J								J							L
Calcium	54000		ug/L		YES																
Chromium	5.0		ug/L	U	YES																
Cobalt	3.5		ug/L	B	YES	J						J		J							L, Z, PJ
Copper	5.0		ug/L	U	YES																
Lead	3.0		ug/L	U	YES																
Magnesium	12500		ug/L		YES																
Manganese	194		ug/L		YES																
Nickel	11.3		ug/L		YES	J						J									Z, PJ
Potassium	600		ug/L	B J	YES	J								J							L
Selenium	5.0		ug/L	U	YES																
Silver	2.6		ug/L	B	YES	J								J							L, PJ
Sodium	3490		ug/L		YES																
Vanadium	2.2		ug/L	B	YES	J								J							L, PJ
Analysis Method : 6020						**Dilution: 1**															
Aluminum	50.0		ug/L	U	YES																
Antimony	2.0		ug/L	U	YES																
Beryllium	1.0		ug/L	U	YES																
Cadmium	0.50		ug/L	U	YES																
Iron	188		ug/L		YES																
Thallium	1.0		ug/L	U	YES																
Zinc	3.1		ug/L	B	YES	J						J		J							L, Z
Analysis Method : 7470A						**Dilution: 1**															
Mercury	0.20		ug/L	U	YES																

* Overall result qualifier reflects summation of qualifiers added during automated data review and any qualifiers added manually for categories not assessed by automated data review

Sample Qualification Report with Reason Codes (All Results sorted by Client Sample ID)

Client Sample ID : FWGLL2mw-DUP1-0601-GW **Lab Report Batch :** A8A290102 **Lab ID :** STLCAN

Sample Date : 01/28/2008 **Analysis Type: RES** **Sample Matrix :** AQ

Lab Sample ID: A8A290102008

Reviewed By / Date : Angye Dragotta 2/28/2008 **Approved By / Date :** Heather Reddy 3/6/08

Analyte Name	Result	Uncertainty / Error	Result Units	Lab Qual	Rep Res	Overall Qual*	Temp	HT	MB	LCS	MS	Lab Dup	Surr	Rep Limit	Moist Tot/Dis	Field QC	Tune	IC	ICV	CV / CCV	Reason Codes
Analysis Method : 8081A						**Dilution: 1**															
4,4'-DDD	0.030		ug/L	U	YES																
4,4'-DDE	0.030		ug/L	U	YES																
4,4'-DDT	0.030		ug/L	U	YES																
Aldrin	0.030		ug/L	U	YES																
alpha-BHC	0.030		ug/L	U	YES																
alpha-Chordane	0.030		ug/L	U	YES																
beta-BHC	0.030		ug/L	U	YES																
delta-BHC	0.030		ug/L	U	YES																
Dieldrin	0.030		ug/L	U	YES																
Endosulfan I	0.025		ug/L	U	YES																
Endosulfan II	0.025		ug/L	U	YES																
Endosulfan sulfate	0.030		ug/L	U	YES																
Endrin	0.030		ug/L	U	YES																
Endrin aldehyde	0.030		ug/L	U	YES																
Endrin ketone	0.030		ug/L	U	YES																
gamma-BHC	0.030		ug/L	U	YES																
gamma-Chlordane	0.030		ug/L	U	YES																
Heptachlor	0.030		ug/L	U	YES																
Heptachlor epoxide	0.030		ug/L	U	YES																
Methoxychlor	0.10		ug/L	U	YES																
Toxaphene	2.0		ug/L	U	YES																
Analysis Method : 8082						**Dilution: 1**															
Aroclor 1016	0.50		ug/L	U	YES	UJ							UJ								G
Aroclor 1221	0.50		ug/L	U	YES	UJ							UJ								G
Aroclor 1232	0.50		ug/L	U	YES	UJ							UJ								G
Aroclor 1242	0.50		ug/L	U	YES	UJ							UJ								G
Aroclor 1248	0.50		ug/L	U	YES	UJ							UJ								G
Aroclor 1254	0.50		ug/L	U	YES	UJ							UJ								G
Aroclor 1260	0.50		ug/L	U	YES	UJ							UJ								G
Analysis Method : 8260B						**Dilution: 1**															
1,1,1-Trichloroethane	1.0		ug/L	U	YES																
1,1,2,2-Tetrachloroethane	1.0		ug/L	U	YES																

* Overall result qualifier reflects summation of qualifiers added during automated data review and any qualifiers added manually for categories not assessed by automated data review

Sample Qualification Report with Reason Codes (All Results sorted by Client Sample ID)

Client Sample ID : FWGLL2mw-DUP1-0601-GW **Lab Report Batch :** A8A290102 **Lab ID :** STLCAN

Sample Date : 01/28/2008 **Analysis Type: RES** **Sample Matrix :** AQ

Lab Sample ID: A8A290102008

Reviewed By / Date : Angye Dragotta 2/28/2008 **Approved By / Date :** Heather Medley 3/4/08

Analyte Name	Result	Uncertainty / Error	Result Units	Lab Qual	Rep Res	Overall Qual*	Temp	HT	MB	LCS	MS	Lab Dup	Surr	Rep Limit	Moist Tot/Dis	Field QC	Tune	IC	ICV	CV / CCV	Reason Codes
Analysis Method : 8260B						**Dilution: 1**															
1,1,2-Trichloroethane	1.0		ug/L	U	YES																
1,1-Dichloroethane	1.0		ug/L	U	YES																
1,1-Dichloroethene	1.0		ug/L	U	YES																
1,2-Dibromoethane	1.0		ug/L	U	YES																
1,2-Dichloroethane	1.0		ug/L	U	YES																
1,2-Dichloroethene (total)	1.0		ug/L	U	YES																
1,2-Dichloropropane	1.0		ug/L	U	YES																
2-Butanone	10		ug/L	U	YES	R															Pj
2-Hexanone	10		ug/L	U	YES																
4-Methyl-2-pentanone	10		ug/L	U	YES																
Acetone	10		ug/L	U	YES	R															Pj,P,Pm
Benzene	1.0		ug/L	U	YES																
Bromochloromethane	1.0		ug/L	U	YES																
Bromodichloromethane	1.0		ug/L	U	YES																
Bromoform	1.0		ug/L	U	YES	UJ															Pj
Bromomethane	1.0		ug/L	U	YES																
Carbon disulfide	1.0		ug/L	U	YES																
Carbon tetrachloride	1.0		ug/L	U	YES																
Chlorobenzene	1.0		ug/L	U	YES																
Chloroethane	1.0		ug/L	U	YES																
Chloroform	1.0		ug/L	U	YES																
Chloromethane	1.0		ug/L	U	YES																
cis-1,2-Dichloroethene	1.0		ug/L	U	YES																
cis-1,3-Dichloropropene	1.0		ug/L	U	YES																
Dibromochloromethane	1.0		ug/L	U	YES																
Ethylbenzene	1.0		ug/L	U	YES																
M&P-XYLENES	2.0		ug/L	U	YES																
Methylene chloride	2.0		ug/L	U	YES	UJ															Pj
o-Xylene	1.0		ug/L	U	YES																
Styrene	1.0		ug/L	U	YES																
Tetrachloroethene	1.0		ug/L	U	YES																

* Overall result qualifier reflects summation of qualifiers added during automated data review and any qualifiers added manually for categories not assessed by automated data review

Sample Qualification Report with Reason Codes (All Results sorted by Client Sample ID)

Client Sample ID : FWGLL2mw-DUP1-0601-GW **Lab Report Batch :** A8A290102 **Lab ID :** STLCAN

Sample Date : 01/28/2008 **Analysis Type: RES** **Sample Matrix :** AQ

Lab Sample ID: A8A290102008

Reviewed By / Date : Angye Dragotta 2/28/2008 **Approved By / Date:** 3/6/08

Analyte Name	Result	Uncertainty / Error	Result Units	Lab Qual	Rep Res	Overall Qual*	Temp	HT	MB	LCS	MS	Lab Dup	Surr	Rep Limit	Moist Tot/Dis	Field QC	Tune	IC	ICV	CV / CCV	Reason Codes
Analysis Method : 8260B						**Dilution: 1**															
Toluene	1.0		ug/L	U	YES																
TOTAL XYLENES	2.0		ug/L	U	YES																
trans-1,2-Dichloroethene	1.0		ug/L	U	YES																
trans-1,3-Dichloropropene	1.0		ug/L	U	YES																
Trichloroethene	1.0		ug/L	U	YES																
Vinyl chloride	1.0		ug/L	U	YES																
Analysis Method : 8270C						**Dilution: 1**															
1,2,4-Trichlorobenzene	1.0		ug/L	U	YES																
1,2-Dichlorobenzene	1.0		ug/L	U	YES																
1,3-Dichlorobenzene	1.0		ug/L	U	YES																
1,4-Dichlorobenzene	1.0		ug/L	U	YES																
2,2-OXYBIS (1-CHLOROPROPANE)	1.0		ug/L	U	YES																
2,4,5-Trichlorophenol	5.0		ug/L	U	YES																
2,4,6-Trichlorophenol	5.0		ug/L	U	YES																
2,4-Dichlorophenol	2.0		ug/L	U	YES																
2,4-Dimethylphenol	2.0		ug/L	U	YES																
2,4-Dinitrophenol	5.0		ug/L	U	YES	None															
2,4-Dinitrotoluene	5.0		ug/L	U	YES																
2,6-Dinitrotoluene	5.0		ug/L	U	YES																
2-Chloronaphthalene	1.0		ug/L	U	YES																
2-Chlorophenol	1.0		ug/L	U	YES																
2-Methylnaphthalene	0.20		ug/L	U	YES																
2-Methylphenol	1.0		ug/L	U	YES																
2-Nitroaniline	2.0		ug/L	U	YES																
2-Nitrophenol	2.0		ug/L	U	YES																
3,3'-Dichlorobenzidine	5.0		ug/L	U	YES																
3-Nitroaniline	2.0		ug/L	U	YES																
4,6-Dinitro-2-methylphenol	5.0		ug/L	U	YES																
4-Bromophenyl phenyl ether	2.0		ug/L	U	YES																
4-Chloro-3-methylphenol	2.0		ug/L	U	YES																
4-Chloroaniline	2.0		ug/L	U	YES																

* Overall result qualifier reflects summation of qualifiers added during automated data review and any qualifiers added manually for categories not assessed by automated data review

Sample Qualification Report with Reason Codes (All Results sorted by Client Sample ID)

Client Sample ID : FWGLL2mw-DUP1-0601-GW **Lab Report Batch :** A8A290102 **Lab ID :** STLCAN

Sample Date : 01/28/2008 **Analysis Type: RES** **Sample Matrix :** AQ

Lab Sample ID: A8A290102008

Reviewed By / Date : Angye Dragotta 2/28/2008 **Approved By / Date :** Heather McCoy 3/6/08

Analyte Name	Result	Uncertainty / Error	Result Units	Lab Qual	Rep Res	Overall Qual*	Temp	HT	MB	LCS	MS	Lab Dup	Surr	Rep Limit	Moist Tot/Dis	Field QC	Tune	IC	ICV	CV / CCV	Reason Codes
Analysis Method : 8270C						**Dilution: 1**															
4-Chlorophenyl phenyl ether	2.0		ug/L	U	YES																
4-Methylphenol	1.0		ug/L	U	YES																
4-Nitroanaline	2.0		ug/L	U	YES																
4-Nitrophenol	5.0		ug/L	U	YES	None															
Acenaphthene	0.20		ug/L	U	YES																
Acenaphthylene	0.20		ug/L	U	YES																
Anthracene	0.20		ug/L	U	YES																
Benzo(a)anthracene	0.20		ug/L	U	YES																
Benzo(a)pyrene	0.20		ug/L	U	YES																
Benzo(b)fluoranthene	0.20		ug/L	U	YES																
BENZO(G,H,I)PERYLENE	0.20		ug/L	U	YES																
Benzo(k)fluoranthene	0.20		ug/L	U	YES																
Benzoic acid	10		ug/L	U	YES	R				R											J-
Benzyl alcohol	5.0		ug/L	U	YES																
bis(2-Chloroethoxy)methane	1.0		ug/L	U	YES																
bis(2-Chloroethyl) ether	1.0		ug/L	U	YES																
bis(2-Ethylhexyl) phthalate	10		ug/L	U	YES																
Butylbenzyl Phthalate	1.0		ug/L	U	YES																
Carbazole	1.0		ug/L	U	YES																
Chrysene	0.20		ug/L	U	YES																
dibenzo(a,h)anthracene	0.20		ug/L	U	YES																
Dibenzofuran	1.0		ug/L	U	YES																
Diethyl phthalate	1.0		ug/L	U	YES																
Dimethyl phthalate	1.0		ug/L	U	YES																
Di-n-butyl phthalate	1.0		ug/L	U	YES																
Di-n-octyl phthalate	1.0		ug/L	U	YES																
Fluoranthene	0.20		ug/L	U	YES																
Fluorene	0.20		ug/L	U	YES																
Hexachlorobenzene	0.20		ug/L	U	YES																
Hexachlorobutadiene	1.0		ug/L	U	YES																
Hexachlorocyclopentadiene	10		ug/L	U	YES	R				R											J-

* Overall result qualifier reflects summation of qualifiers added during automated data review and any qualifiers added manually for categories not assessed by automated data review

Sample Qualification Report with Reason Codes (All Results sorted by Client Sample ID)

Client Sample ID : FWGLL2mw-DUP1-0601-GW **Lab Report Batch :** A8A290102 **Lab ID :** STLCAN

Sample Date : 01/28/2008 **Analysis Type: RES** **Sample Matrix :** AQ

Lab Sample ID: A8A290102008

Reviewed By / Date : Angye Dragotta 2/28/2008 **Approved By / Date :** Heather Needley 3/6/08

Analyte Name	Result	Uncertainty / Error	Result Units	Lab Qual	Rep Res	Overall Qual*	Temp	HT	MB	LCS	MS	Lab Dup	Surr	Rep Limit	Moist Tot/Dis	Field QC	Tune	IC	ICV	CV / CCV	Reason Codes
Analysis Method : 8270C						**Dilution: 1**															
Hexachloroethane	1.0		ug/L	U	YES																
Indeno(1,2,3-cd)pyrene	0.20		ug/L	U	YES																
Isophorone	1.0		ug/L	U	YES																
Naphthalene	0.20		ug/L	U	YES																
Nitrobenzene	1.0		ug/L	U	YES																
N-nitroso-di-n-propylamine	1.0		ug/L	U	YES																
N-Nitrosodiphenylamine	1.0		ug/L	U	YES																
Pentachlorophenol	5.0		ug/L	U	YES																
Phenanthrene	0.20		ug/L	U	YES																
Phenol	1.0		ug/L	U	YES																
Pyrene	0.20		ug/L	U	YES																
Analysis Method : 9012A						**Dilution: 1**															
Cyanide	0.010		mg/L	U	YES																

* Overall result qualifier reflects summation of qualifiers added during automated data review and any qualifiers added manually for categories not assessed by automated data review

Sample Qualification Report with Reason Codes (All Results sorted by Client Sample ID)

Client Sample ID : FWGLL3mw-243C-0582-GF **Lab Report Batch :** A8A290102 **Lab ID :** STLCAN

Sample Date : 01/28/2008 **Analysis Type: RES/TOT** **Sample Matrix :** AQ

Lab Sample ID: A8A290102011

Reviewed By / Date : Angye Dragotta 2/28/2008 **Approved By / Date :** Heather Medley 3/6/08

Analyte Name	Result	Uncertainty / Error	Result Units	Lab Qual	Rep Res	Overall Qual*	Temp	HT	MB	LCS	MS	Lab Dup	Surr	Rep Limit	Moist Tot/Dis	Field QC	Tune	IC	ICV	CV / CCV	Reason Codes
Analysis Method : 6010B						**Dilution: 1**															
Arsenic	5.0		ug/L	U	YES																
Barium	17.9		ug/L		YES																
Calcium	17500		ug/L		YES																
Chromium	5.0		ug/L	U	YES																
Cobalt	5.0		ug/L	U	YES																
Copper	5.0		ug/L	U	YES																
Lead	3.0		ug/L	U	YES																
Magnesium	6750		ug/L		YES																
Manganese	1.1		ug/L	B	YES	J								J							L
Nickel	10.0		ug/L	U	YES																
Potassium	1290		ug/L	J	YES	J															
Selenium	5.0		ug/L	U	YES																
Silver	5.0		ug/L	U	YES																
Sodium	2960		ug/L		YES																
Vanadium	10.0		ug/L	U	YES																
Analysis Method : 6020						**Dilution: 1**															
Aluminum	50.0		ug/L	U	YES																
Antimony	0.40		ug/L	B	YES	J								J							L
Beryllium	1.0		ug/L	U	YES																
Cadmium	0.50		ug/L	U	YES																
Iron	50.0		ug/L	U	YES																
Thallium	1.0		ug/L	U	YES																
Zinc	5.3		ug/L	B	YES	J						J		J							L, E
Analysis Method : 7470A						**Dilution: 1**															
Mercury	0.20		ug/L	U	YES																

* Overall result qualifier reflects summation of qualifiers added during automated data review and any qualifiers added manually for categories not assessed by automated data review

Sample Qualification Report with Reason Codes (All Results sorted by Client Sample ID)

Client Sample ID : FWGLL3mw-243C-0582-GW **Lab Report Batch :** A8A290102 **Lab ID :** STLCAN

Sample Date : 01/28/2008 **Analysis Type: RES** **Sample Matrix :** AQ

Lab Sample ID: A8A290102010

Reviewed By / Date : Angye Dragotta 2/28/2008 **Approved By / Date :** 3/4/08

Analyte Name	Result	Uncertainty / Error	Result Units	Lab Qual	Rep Res	Overall Qual*	Temp	HT	MB	LCS	MS	Lab Dup	Surr	Rep Limit	Moist Tot/Dis	Field QC	Tune	IC	ICV	CV / CCV	Reason Codes
Analysis Method : 8081A						**Dilution: 1**															
4,4'-DDD	0.030		ug/L	U	YES	UJ							UJ								G
4,4'-DDE	0.030		ug/L	U	YES	UJ							UJ								G
4,4'-DDT	0.030		ug/L	U	YES	UJ							UJ								G
Aldrin	0.030		ug/L	U	YES	UJ							UJ								G
alpha-BHC	0.030		ug/L	U	YES	UJ							UJ								G
alpha-Chordane	0.030		ug/L	U	YES	UJ							UJ								G
beta-BHC	0.030		ug/L	U	YES	UJ							UJ								G
delta-BHC	0.030		ug/L	U	YES	UJ							UJ								G
Dieldrin	0.030		ug/L	U	YES	UJ							UJ								G
Endosulfan I	0.025		ug/L	U	YES	UJ							UJ								G
Endosulfan II	0.025		ug/L	U	YES	UJ							UJ								G
Endosulfan sulfate	0.030		ug/L	U	YES	UJ							UJ								G
Endrin	0.030		ug/L	U	YES	UJ							UJ								G
Endrin aldehyde	0.030		ug/L	U	YES	UJ							UJ								G
Endrin ketone	0.030		ug/L	U	YES	UJ							UJ								G
gamma-BHC	0.030		ug/L	U	YES	UJ							UJ								G
gamma-Chlordane	0.030		ug/L	U	YES	UJ							UJ								G
Heptachlor	0.030		ug/L	U	YES	UJ							UJ								G
Heptachlor epoxide	0.030		ug/L	U	YES	UJ							UJ								G
Methoxychlor	0.10		ug/L	U	YES	UJ							UJ								G
Toxaphene	2.0		ug/L	U	YES	UJ							UJ								G
Analysis Method : 8082						**Dilution: 1**															
Aroclor 1016	0.50		ug/L	U	YES																
Aroclor 1221	0.50		ug/L	U	YES																
Aroclor 1232	0.50		ug/L	U	YES																
Aroclor 1242	0.50		ug/L	U	YES																
Aroclor 1248	0.50		ug/L	U	YES																
Aroclor 1254	0.50		ug/L	U	YES																
Aroclor 1260	0.50		ug/L	U	YES																
Analysis Method : 8260B						**Dilution: 1**															
1,1,1-Trichloroethane	1.0		ug/L	U	YES																
1,1,2,2-Tetrachloroethane	1.0		ug/L	U	YES																

Project Number and Name: 030240.0006 - Ravenna **Library Used:** Ravenna GW

* Overall result qualifier reflects summation of qualifiers added during automated data review and any qualifiers added manually for categories not assessed by automated data review

Sample Qualification Report with Reason Codes (All Results sorted by Client Sample ID)

Client Sample ID : FWGLL3mw-243C-0582-GW **Lab Report Batch :** A8A290102 **Lab ID :** STLCAN

Sample Date : 01/28/2008 **Analysis Type: RES** **Sample Matrix :** AQ

Lab Sample ID: A8A290102010

Reviewed By / Date : Angye Dragotta 2/28/2008 **Approved By / Date :** Heather Medley 3/4/08

Analyte Name	Result	Uncertainty / Error	Result Units	Lab Qual	Rep Res	Overall Qual*	Temp	HT	MB	LCS	MS	Lab Dup	Surr	Rep Limit	Moist Tot/Dis	Field QC	Tune	IC	ICV	CV / CCV	Reason Codes
Analysis Method : 8260B						**Dilution: 1**															
1,1,2-Trichloroethane	1.0		ug/L	U	YES																
1,1-Dichloroethane	1.0		ug/L	U	YES																
1,1-Dichloroethene	1.0		ug/L	U	YES																
1,2-Dibromoethane	1.0		ug/L	U	YES																
1,2-Dichloroethane	1.0		ug/L	U	YES																
1,2-Dichloroethene (total)	1.0		ug/L	U	YES																
1,2-Dichloropropane	1.0		ug/L	U	YES																
2-Butanone	10		ug/L	U	YES	R															Pj
2-Hexanone	10		ug/L	U	YES																
4-Methyl-2-pentanone	10		ug/L	U	YES																
Acetone	10		ug/L	U	YES	R															Pj,Pm
Benzene	1.0		ug/L	U	YES																
Bromochloromethane	1.0		ug/L	U	YES																
Bromodichloromethane	1.0		ug/L	U	YES																
Bromoform	1.0		ug/L	U	YES	UJ															Pj
Bromomethane	1.0		ug/L	U	YES																
Carbon disulfide	1.0		ug/L	U	YES																
Carbon tetrachloride	1.0		ug/L	U	YES																
Chlorobenzene	1.0		ug/L	U	YES																
Chloroethane	1.0		ug/L	U	YES																
Chloroform	1.0		ug/L	U	YES																
Chloromethane	1.0		ug/L	U	YES																
cis-1,2-Dichloroethene	1.0		ug/L	U	YES																
cis-1,3-Dichloropropene	1.0		ug/L	U	YES																
Dibromochloromethane	1.0		ug/L	U	YES																
Ethylbenzene	1.0		ug/L	U	YES																
M&P-XYLENES	2.0		ug/L	U	YES																
Methylene chloride	2.0		ug/L	U	YES	UJ															Pj
o-Xylene	1.0		ug/L	U	YES																
Styrene	1.0		ug/L	U	YES																
Tetrachloroethene	1.0		ug/L	U	YES																

* Overall result qualifier reflects summation of qualifiers added during automated data review and any qualifiers added manually for categories not assessed by automated data review

Sample Qualification Report with Reason Codes (All Results sorted by Client Sample ID)

Client Sample ID : FWGLL3mw-243C-0582-GW **Lab Report Batch :** A8A290102 **Lab ID :** STLCAN

Sample Date : 01/28/2008 **Analysis Type: RES** **Sample Matrix :** AQ

Lab Sample ID: A8A290102010

Reviewed By / Date : Angye Dragotta 2/28/2008 **Approved By / Date :** 3/6/08

Analyte Name	Result	Uncertainty / Error	Result Units	Lab Qual	Rep Res	Overall Qual*	Temp	HT	MB	LCS	MS	Lab Dup	Surr	Rep Limit	Moist Tot/Dis	Field QC	Tune	IC	ICV	CV / CCV	Reason Codes
Analysis Method : 8260B						**Dilution: 1**															
Toluene	1.0		ug/L	U	YES																
TOTAL XYLENES	2.0		ug/L	U	YES																
trans-1,2-Dichloroethene	1.0		ug/L	U	YES																
trans-1,3-Dichloropropene	1.0		ug/L	U	YES																
Trichloroethene	1.0		ug/L	U	YES																
Vinyl chloride	1.0		ug/L	U	YES																
Analysis Method : 8270C						**Dilution: 1**															
1,2,4-Trichlorobenzene	1.0		ug/L	U	YES																
1,2-Dichlorobenzene	1.0		ug/L	U	YES																
1,3-Dichlorobenzene	1.0		ug/L	U	YES																
1,4-Dichlorobenzene	1.0		ug/L	U	YES																
2,2-OXYBIS (1-CHLOROPROPANE)	1.0		ug/L	U	YES																
2,4,5-Trichlorophenol	5.0		ug/L	U	YES																
2,4,6-Trichlorophenol	5.0		ug/L	U	YES																
2,4-Dichlorophenol	2.0		ug/L	U	YES																
2,4-Dimethylphenol	2.0		ug/L	U	YES																
2,4-Dinitrophenol	5.0		ug/L	U	YES	~~None~~															
2,4-Dinitrotoluene	5.0		ug/L	U	YES																
2,6-Dinitrotoluene	5.0		ug/L	U	YES																
2-Chloronaphthalene	1.0		ug/L	U	YES																
2-Chlorophenol	1.0		ug/L	U	YES																
2-Methylnaphthalene	0.20		ug/L	U	YES																
2-Methylphenol	1.0		ug/L	U	YES																
2-Nitroaniline	2.0		ug/L	U	YES																
2-Nitrophenol	2.0		ug/L	U	YES																
3,3'-Dichlorobenzidine	5.0		ug/L	U	YES																
3-Nitroaniline	2.0		ug/L	U	YES																
4,6-Dinitro-2-methylphenol	5.0		ug/L	U	YES																
4-Bromophenyl phenyl ether	2.0		ug/L	U	YES																
4-Chloro-3-methylphenol	2.0		ug/L	U	YES																
4-Chloroaniline	2.0		ug/L	U	YES																

* Overall result qualifier reflects summation of qualifiers added during automated data review and any qualifiers added manually for categories not assessed by automated data review

Sample Qualification Report with Reason Codes (All Results sorted by Client Sample ID)

Client Sample ID : FWGLL3mw-243C-0582-GW **Lab Report Batch :** A8A290102 **Lab ID :** STLCAN

Sample Date : 01/28/2008 **Analysis Type: RES** **Sample Matrix :** AQ

Lab Sample ID: A8A290102010

Reviewed By / Date : Angye Dragotta 2/28/2008 **Approved By / Date :** Heather Mellay 3/6/08

Analyte Name	Result	Uncertainty / Error	Result Units	Lab Qual	Rep Res	Overall Qual*	Temp	HT	MB	LCS	MS	Lab Dup	Surr	Rep Limit	Moist Tot/Dis	Field QC	Tune	IC	ICV	CV / CCV	Reason Codes
Analysis Method : 8270C						**Dilution: 1**															
4-Chlorophenyl phenyl ether	2.0		ug/L	U	YES																
4-Methylphenol	1.0		ug/L	U	YES																
4-Nitroanaline	2.0		ug/L	U	YES																
4-Nitrophenol	5.0		ug/L	U	YES	~~None~~															
Acenaphthene	0.20		ug/L	U	YES																
Acenaphthylene	0.20		ug/L	U	YES																
Anthracene	0.20		ug/L	U	YES																
Benzo(a)anthracene	0.20		ug/L	U	YES																
Benzo(a)pyrene	0.20		ug/L	U	YES																
Benzo(b)fluoranthene	0.20		ug/L	U	YES																
BENZO(G,H,I)PERYLENE	0.20		ug/L	U	YES																
Benzo(k)fluoranthene	0.20		ug/L	U	YES																
Benzoic acid	10		ug/L	U	YES	R				R											J-
Benzyl alcohol	5.0		ug/L	U	YES																
bis(2-Chloroethoxy)methane	1.0		ug/L	U	YES																
bis(2-Chloroethyl) ether	1.0		ug/L	U	YES																
bis(2-Ethylhexyl) phthalate	10		ug/L	U	YES																
Butylbenzyl Phthalate	1.0		ug/L	U	YES																
Carbazole	1.0		ug/L	U	YES																
Chrysene	0.20		ug/L	U	YES																
dibenzo(a,h)anthracene	0.20		ug/L	U	YES																
Dibenzofuran	1.0		ug/L	U	YES																
Diethyl phthalate	1.0		ug/L	U	YES																
Dimethyl phthalate	1.0		ug/L	U	YES																
Di-n-butyl phthalate	1.0		ug/L	U	YES																
Di-n-octyl phthalate	1.0		ug/L	U	YES																
Fluoranthene	0.20		ug/L	U	YES																
Fluorene	0.20		ug/L	U	YES																
Hexachlorobenzene	0.20		ug/L	U	YES																
Hexachlorobutadiene	1.0		ug/L	U	YES																
Hexachlorocyclopentadiene	10		ug/L	U	YES	R				R											J-

* Overall result qualifier reflects summation of qualifiers added during automated data review and any qualifiers added manually for categories not assessed by automated data review

Sample Qualification Report with Reason Codes (All Results sorted by Client Sample ID)

Client Sample ID : FWGLL3mw-243C-0582-GW **Lab Report Batch :** A8A290102 **Lab ID :** STLCAN

Sample Date : 01/28/2008 **Analysis Type: RES** **Sample Matrix :** AQ

Lab Sample ID: A8A290102010

Reviewed By / Date : Angye Dragotta 2/28/2008 **Approved By / Date :** Heather Reddey 3/6/08

Analyte Name	Result	Uncertainty / Error	Result Units	Lab Qual	Rep Res	Overall Qual*	Temp	HT	MB	LCS	MS	Lab Dup	Surr	Rep Limit	Moist Tot/Dis	Field QC	Tune	IC	ICV	CV / CCV	Reason Codes
Analysis Method : 8270C						**Dilution: 1**															
Hexachloroethane	1.0		ug/L	U	YES																
Indeno(1,2,3-cd)pyrene	0.20		ug/L	U	YES																
Isophorone	1.0		ug/L	U	YES																
Naphthalene	0.20		ug/L	U	YES																
Nitrobenzene	1.0		ug/L	U	YES																
N-nitroso-di-n-propylamine	1.0		ug/L	U	YES																
N-Nitrosodiphenylamine	1.0		ug/L	U	YES																
Pentachlorophenol	5.0		ug/L	U	YES																
Phenanthrene	0.20		ug/L	U	YES																
Phenol	1.0		ug/L	U	YES																
Pyrene	0.20		ug/L	U	YES																
Analysis Method : 9012A						**Dilution: 1**															
Cyanide	0.020		mg/L		YES																

* Overall result qualifier reflects summation of qualifiers added during automated data review and any qualifiers added manually for categories not assessed by automated data review

Sample Qualification Report with Reason Codes (All Results sorted by Client Sample ID)

Client Sample ID : FWGTEAM1-TRIP **Lab Report Batch :** A8A290102 **Lab ID :** STLCAN

Sample Date : 01/28/2008 **Analysis Type: RES** **Sample Matrix :** AQ

Lab Sample ID: A8A290102024

Reviewed By / Date : Angye Dragotta 2/28/2008 **Approved By / Date :** H Medley 3/6/2008

Analyte Name	Result	Uncertainty / Error	Result Units	Lab Qual	Rep Res	Overall Qual*	Temp	HT	MB	LCS	MS	Lab Dup	Surr	Rep Limit	Moist Tot/Dis	Field QC	Tune	IC	ICV	CV / CCV	Reason Codes
Analysis Method : 8260B						**Dilution: 1**															
1,1,1-Trichloroethane	1.0		ug/L	U	YES																
1,1,2,2-Tetrachloroethane	1.0		ug/L	U	YES																
1,1,2-Trichloroethane	1.0		ug/L	U	YES																
1,1-Dichloroethane	1.0		ug/L	U	YES																
1,1-Dichloroethene	1.0		ug/L	U	YES																
1,2-Dibromoethane	1.0		ug/L	U	YES																
1,2-Dichloroethane	1.0		ug/L	U	YES																
1,2-Dichloroethene (total)	1.0		ug/L	U	YES																
1,2-Dichloropropane	1.0		ug/L	U	YES																
2-Butanone	10		ug/L	U	YES	R															Pj-
2-Hexanone	10		ug/L	U	YES																
4-Methyl-2-pentanone	10		ug/L	U	YES																
Acetone	4.6		ug/L	J	YES	J								J							L
Benzene	1.0		ug/L	U	YES																
Bromochloromethane	1.0		ug/L	U	YES																
Bromodichloromethane	1.0		ug/L	U	YES																
Bromoform	1.0		ug/L	U	YES	UJ															Pj-
Bromomethane	1.0		ug/L	U	YES																
Carbon disulfide	1.0		ug/L	U	YES																
Carbon tetrachloride	1.0		ug/L	U	YES																
Chlorobenzene	1.0		ug/L	U	YES																
Chloroethane	1.0		ug/L	U	YES																
Chloroform	1.0		ug/L	U	YES																
Chloromethane	1.0		ug/L	U	YES																
cis-1,2-Dichloroethene	1.0		ug/L	U	YES																
cis-1,3-Dichloropropene	1.0		ug/L	U	YES																
Dibromochloromethane	1.0		ug/L	U	YES																
Ethylbenzene	1.0		ug/L	U	YES																
M&P-XYLENES	2.0		ug/L	U	YES																
Methylene chloride	2.0		ug/L	U	YES	UJ															Pj-
o-Xylene	1.0		ug/L	U	YES																

* Overall result qualifier reflects summation of qualifiers added during automated data review and any qualifiers added manually for categories not assessed by automated data review

Sample Qualification Report with Reason Codes (All Results sorted by Client Sample ID)

Client Sample ID : FWGTEAM1-TRIP
Lab Report Batch : A8A290102
Lab ID : STLCAN
Sample Date : 01/28/2008
Analysis Type: RES
Sample Matrix : AQ
Lab Sample ID: A8A290102024

Reviewed By / Date : Angye Dragotta 2/28/2008
Approved By / Date : H Medley 3/6/2008

Analyte Name	Result	Uncertainty / Error	Result Units	Lab Qual	Rep Res	Overall Qual*	Temp	HT	MB	LCS	MS	Lab Dup	Surr	Rep Limit	Moist Tot/Dis	Field QC	Tune	IC	ICV	CV / CCV	Reason Codes
Analysis Method : 8260B						**Dilution: 1**															
Styrene	1.0		ug/L	U	YES																
Tetrachloroethene	1.0		ug/L	U	YES																
Toluene	1.0		ug/L	U	YES																
TOTAL XYLENES	2.0		ug/L	U	YES																
trans-1,2-Dichloroethene	1.0		ug/L	U	YES																
trans-1,3-Dichloropropene	1.0		ug/L	U	YES																
Trichloroethene	1.0		ug/L	U	YES																
Vinyl chloride	1.0		ug/L	U	YES																

* Overall result qualifier reflects summation of qualifiers added during automated data review and any qualifiers added manually for categories not assessed by automated data review

Sample Qualification Report with Reason Codes (All Results sorted by Client Sample ID)

Client Sample ID : FWGTEAM2-TRIP **Lab Report Batch :** A8A290102 **Lab ID :** STLCAN

Sample Date : 01/28/2008 **Analysis Type: RES** **Sample Matrix :** AQ

Lab Sample ID: A8A290102001

Reviewed By / Date : Angye Dragotta 2/28/2008 **Approved By / Date :** H Medley 3/6/2008

Analyte Name	Result	Uncertainty / Error	Result Units	Lab Qual	Rep Res	Overall Qual*	Temp	HT	MB	LCS	MS	Lab Dup	Surr	Rep Limit	Moist Tot/Dis	Field QC	Tune	IC	ICV	CV / CCV	Reason Codes
Analysis Method : 8260B						**Dilution: 1**															
1,1,1-Trichloroethane	1.0		ug/L	U	YES																
1,1,2,2-Tetrachloroethane	1.0		ug/L	U	YES																
1,1,2-Trichloroethane	1.0		ug/L	U	YES																
1,1-Dichloroethane	1.0		ug/L	U	YES																
1,1-Dichloroethene	1.0		ug/L	U	YES																
1,2-Dibromoethane	1.0		ug/L	U	YES																
1,2-Dichloroethane	1.0		ug/L	U	YES																
1,2-Dichloroethene (total)	1.0		ug/L	U	YES																
1,2-Dichloropropane	1.0		ug/L	U	YES																
2-Butanone	10		ug/L	U	YES	R															Pj-
2-Hexanone	10		ug/L	U	YES																
4-Methyl-2-pentanone	0.32		ug/L	J	YES	J								J							L
Acetone	4.9		ug/L	J	YES	J								J							L
Benzene	1.0		ug/L	U	YES																
Bromochloromethane	1.0		ug/L	U	YES																
Bromodichloromethane	1.0		ug/L	U	YES																
Bromoform	1.0		ug/L	U	YES	UJ															Pj-
Bromomethane	1.0		ug/L	U	YES																
Carbon disulfide	1.0		ug/L	U	YES																
Carbon tetrachloride	1.0		ug/L	U	YES																
Chlorobenzene	1.0		ug/L	U	YES																
Chloroethane	1.0		ug/L	U	YES																
Chloroform	1.0		ug/L	U	YES																
Chloromethane	1.0		ug/L	U	YES																
cis-1,2-Dichloroethene	1.0		ug/L	U	YES																
cis-1,3-Dichloropropene	1.0		ug/L	U	YES																
Dibromochloromethane	1.0		ug/L	U	YES																
Ethylbenzene	1.0		ug/L	U	YES																
M&P-XYLENES	2.0		ug/L	U	YES																
Methylene chloride	2.0		ug/L	U	YES	UJ															Pj-
o-Xylene	1.0		ug/L	U	YES																

* Overall result qualifier reflects summation of qualifiers added during automated data review and any qualifiers added manually for categories not assessed by automated data review

Sample Qualification Report with Reason Codes (All Results sorted by Client Sample ID)

Client Sample ID : FWGTEAM2-TRIP **Lab Report Batch :** A8A290102 **Lab ID :** STLCAN

Sample Date : 01/28/2008 **Analysis Type: RES** **Sample Matrix :** AQ

Lab Sample ID: A8A290102001

Reviewed By / Date : Angye Dragotta 2/28/2008 **Approved By / Date :** H Medley 3/6/2008

Analyte Name	Result	Uncertainty / Error	Result Units	Lab Qual	Rep Res	Overall Qual*	Temp	HT	MB	LCS	MS	Lab Dup	Surr	Rep Limit	Moist Tot/Dis	Field QC	Tune	IC	ICV	CV / CCV	Reason Codes
Analysis Method : 8260B						**Dilution: 1**															
Styrene	1.0		ug/L	U	YES																
Tetrachloroethene	1.0		ug/L	U	YES																
Toluene	1.0		ug/L	U	YES																
TOTAL XYLENES	2.0		ug/L	U	YES																
trans-1,2-Dichloroethene	1.0		ug/L	U	YES																
trans-1,3-Dichloropropene	1.0		ug/L	U	YES																
Trichloroethene	1.0		ug/L	U	YES																
Vinyl chloride	1.0		ug/L	U	YES																

* Overall result qualifier reflects summation of qualifiers added during automated data review and any qualifiers added manually for categories not assessed by automated data review

Sample Qualification Report with Reason Codes (All Results sorted by Client Sample ID)

Client Sample ID : FWGTEAM3-TRIP
Lab Report Batch : A8A290102
Lab ID : STLCAN
Sample Date : 01/28/2008
Analysis Type: RES
Sample Matrix : AQ
Lab Sample ID: A8A290102015

Reviewed By / Date : Angye Dragotta 2/28/2008
Approved By / Date : H Medley 3/6/2008

Analyte Name	Result	Uncertainty / Error	Result Units	Lab Qual	Rep Res	Overall Qual*	Temp	HT	MB	LCS	MS	Lab Dup	Surr	Rep Limit	Moist Tot/Dis	Field QC	Tune	IC	ICV	CV / CCV	Reason Codes
Analysis Method : 8260B						**Dilution: 1**															
1,1,1-Trichloroethane	1.0		ug/L	U	YES																
1,1,2,2-Tetrachloroethane	1.0		ug/L	U	YES																
1,1,2-Trichloroethane	1.0		ug/L	U	YES																
1,1-Dichloroethane	1.0		ug/L	U	YES																
1,1-Dichloroethene	1.0		ug/L	U	YES																
1,2-Dibromoethane	1.0		ug/L	U	YES																
1,2-Dichloroethane	1.0		ug/L	U	YES																
1,2-Dichloroethene (total)	1.0		ug/L	U	YES																
1,2-Dichloropropane	1.0		ug/L	U	YES																
2-Butanone	10		ug/L	U	YES	R															Pj-
2-Hexanone	10		ug/L	U	YES																
4-Methyl-2-pentanone	10		ug/L	U	YES																
Acetone	6.2		ug/L	J	YES	J								J							L
Benzene	1.0		ug/L	U	YES																
Bromochloromethane	1.0		ug/L	U	YES																
Bromodichloromethane	1.0		ug/L	U	YES																
Bromoform	1.0		ug/L	U	YES	UJ															Pj-
Bromomethane	1.0		ug/L	U	YES																
Carbon disulfide	1.0		ug/L	U	YES																
Carbon tetrachloride	1.0		ug/L	U	YES																
Chlorobenzene	1.0		ug/L	U	YES																
Chloroethane	1.0		ug/L	U	YES																
Chloroform	1.0		ug/L	U	YES																
Chloromethane	1.0		ug/L	U	YES																
cis-1,2-Dichloroethene	1.0		ug/L	U	YES																
cis-1,3-Dichloropropene	1.0		ug/L	U	YES																
Dibromochloromethane	1.0		ug/L	U	YES																
Ethylbenzene	1.0		ug/L	U	YES																
M&P-XYLENES	2.0		ug/L	U	YES																
Methylene chloride	2.0		ug/L	U	YES	UJ															Pj-
o-Xylene	1.0		ug/L	U	YES																

* Overall result qualifier reflects summation of qualifiers added during automated data review and any qualifiers added manually for categories not assessed by automated data review

Sample Qualification Report with Reason Codes (All Results sorted by Client Sample ID)

Client Sample ID : FWGTEAM3-TRIP **Lab Report Batch :** A8A290102 **Lab ID :** STLCAN

Sample Date : 01/28/2008 **Analysis Type: RES** **Sample Matrix :** AQ

Lab Sample ID: A8A290102015

Reviewed By / Date : Angye Dragotta 2/28/2008 **Approved By / Date :** H Medley 3/6/2008

Analyte Name	Result	Uncertainty / Error	Result Units	Lab Qual	Rep Res	Overall Qual*	Temp	HT	MB	LCS	MS	Lab Dup	Surr	Rep Limit	Moist Tot/Dis	Field QC	Tune	IC	ICV	CV / CCV	Reason Codes
Analysis Method : 8260B						**Dilution: 1**															
Styrene	1.0		ug/L	U	YES																
Tetrachloroethene	1.0		ug/L	U	YES																
Toluene	1.0		ug/L	U	YES																
TOTAL XYLENES	2.0		ug/L	U	YES																
trans-1,2-Dichloroethene	1.0		ug/L	U	YES																
trans-1,3-Dichloropropene	1.0		ug/L	U	YES																
Trichloroethene	1.0		ug/L	U	YES																
Vinyl chloride	1.0		ug/L	U	YES																

* Overall result qualifier reflects summation of qualifiers added during automated data review and any qualifiers added manually for categories not assessed by automated data review

Reason Code Library: Example 1

Category	Code
Low Bias Indicator	-
High Bias Indicator	+
Temperature	A
Holding Times	
Sampling to Analysis	C
Sampling to Extraction	D
Extaction to Analysis	E
Method Blanks	F
Surrogate Recovery	G
MS/MSD	
MS/MSD Recovery	H
MS/MSD RPD	I
LCS	
LCS Recovery	J
LCS RPD	K
Reporting Limits	L
Field QC	
Field Blank	M
Equipment Blank	N
Trip Blank	O
Field Duplicate	P
Initial Calibration	
Initial Calibration RRF	Q
Initial Calibration RSD	R
Initial Calibration Cor. Coef	S
Initial Calibration Verification	
Initial Calibration Verificaton RRF	T
Initial CalibrationVerification %D	U
Continuing Calibration	
Continuing Calibraiton RRF	V
Continuing Calibration %D	W
GC/MS Tune	
GC/MS Tune for Initial Calibration	X
GC/MS Tune for Continuing Calibration	Y
Laboratory Duplicate	Z
Categories not Assessed by Automated Data Review*	
Internal Standards	Is
Calibration Blanks	Cb
Resolution Check Mixture	Rm
Performance Evaluation Mixture	Pm
Professional Judgement	Pj

* Qualifiers for data-review categories not assessed by automated data review are manually entered by the user. The application automaticallly adds reason codes listed here when the user manually adds qualifiers for these categories if the option for applying reason codes was selected during automated data review.

CASE NARRATIVE

A8A290102

The following report contains the analytical results for twenty-one water samples and three quality control samples submitted to TestAmerica North Canton by Environmental Quality Mgt. Inc. from the RVAAP (OH) Site, project number 30240.0006PN. The samples were received January 29, 2008, according to documented sample acceptance procedures.

TestAmerica utilizes USEPA approved methods in all analytical work. The samples presented in this report were analyzed for the parameter(s) listed on the analytical methods summary page in accordance with the method(s) indicated. A summary of QC data for these analyses is included at the back of the report.

TestAmerica North Canton attests to the validity of the laboratory data generated by TestAmerica facilities reported herein. All analyses performed by TestAmerica facilities were done using established laboratory SOPs that incorporate QA/QC procedures described in the applicable methods. TestAmerica's operations groups have reviewed the data for compliance with the laboratory QA/QC plan, and data have been found to be compliant with laboratory protocols unless otherwise noted below.

Any reference within this document to Severn Trent Laboratories, Inc. or STL, should be understood to refer to TestAmerica Laboratories, Inc. (formerly known as Severn Trent Laboratories, Inc.)

The test results in this report meet all NELAP requirements for parameters for which accreditation is required or available. Any exceptions to NELAP requirements are noted in this report. Pursuant to NELAP, this report may not be reproduced, except in full, without the written approval of the laboratory.

Please refer to the Quality Control Elements Narrative following this case narrative for additional quality control information.

If you have any questions, please call the Project Manager, Mark J. Loeb, at 330-497-9396.

This report is sequentially paginated. The final page of the report is labeled as "END OF REPORT."

SUPPLEMENTAL QC INFORMATION

SAMPLE RECEIVING

The coolers were received at temperatures ranging from 0.2 to 4.2°C.

CASE NARRATIVE (continued)

SAMPLE RECEIVING (continued)

See TestAmerica's Cooler Receipt Form for additional information.

GC/MS VOLATILES

Samples FWGTEAM2-TRIP, FWGLL2mw-265C-0572-GW, FWGEQUIPRINSE1-0609-GW, FWGTEAM3-TRIP, FWGLL1mw-065C-0567-GW, FWGLL2mw-268C-0573-GW, FWGTEAM1-TRIP that contain results between the MDL and the RL were flagged with "J". There is a possibility of false positive or mis-identification at these quantitation levels. In analytical methods requiring confirmation of the analyte reported, confirmation was performed only down to the standard reporting limit (SRL). The acceptance criteria for QC samples may not be met at these quantitation levels.

GC/MS SEMIVOLATILES

Samples FWGLL1mw-065C-0567-GW, FWGLL2mw-270C-0574-GW that contain results between the MDL and the RL were flagged with "J". There is a possibility of false positive or mis-identification at these quantitation levels. In analytical methods requiring confirmation of the analyte reported, confirmation was performed only down to the standard reporting limit (SRL). The acceptance criteria for QC samples may not be met at these quantitation levels.

The matrix spike and/or matrix spike duplicate for FWGLL2mw-261C-0570-GW had recoveries outside acceptance limits for Benzoic acid, 2,4-Dimethylphenol, Hexachlorocyclopentadiene, and 2,4-Dinitrophenol. 2,4-Dimethylphenol and 2,4-Dinitrophenol were within sporadic marginal failure guidance. The associated method blanks and laboratory control sample(s) were in control. No corrective action was necessary for these failures.

Sample(s) FWGLL2mw-264C-0571-GW, FWGLL2mw-060C-0569-GW, FWGLL2mw-265C-0572-GW, FWGLL2mw-DUP1-0601-GW, FWGLL3mw-243C-0582-GW, FWGLL1mw-065C-0567-GW and the matrix spike performed on FWGLL2mw-261C-0570-GW had up to one surrogate recovery per fraction outside acceptance limits for 2-Fluorophenol. However, since the recovery was greater than 10% and all associated QC met criteria, no corrective action was taken.

CASE NARRATIVE (continued)

GC/MS SEMIVOLATILES (continued)

Benzoic acid and Hexachlorocyclopentadiene were recovered low and 1,4-Dichlorobenzene and Isophorone were recovered high outside of criteria in the LCS associated with batch 8030036. The compounds 1,4-Dichlorobenzene and Isophorone were not detected in the samples and did not require corrective action. Upon reextraction and reanalysis (QC Batch 8036027), the low biased compounds again failed to meet acceptance criteria in the associated LCS. No further corrective action was to be initiated. Only the initial set of data has been reported per client request.

PESTICIDES-8081

Sample FWGLL1mw-079C-0568-GW contains a result between the MDL and the RL that is flagged with "J". There is a possibility of false positive or mis-identification at these quantitation levels. In analytical methods requiring confirmation of the analyte reported, confirmation was performed only down to the standard reporting limit (SRL). The acceptance criteria for QC samples may not be met at these quantitation levels.

For samples FWGLL3mw-243C-0582-GW and FWGLL1mw-065C-0567-GW, the recovery for one surrogate compound (Decachlorobiphenyl) is outside acceptance criteria. Surrogate recoveries were greater than 10 % and since the method criterion is that one of two surrogate compounds must meet acceptance criteria, no corrective action was required.

Sample FWGLL1mw-079C-0568-GW was reported at a 2X dilution for Heptachlor epoxide because of matrix interference. Due to this dilution, the reporting limit was elevated. The 2x dilution was due to an interference peak for Heptachlor epoxide. The sample was also analyzed straight and reported for all other compounds.

POLYCHLORINATED BIPHENYLS-8082

For samples FWGLL2mw-060C-0569-GW, FWGLL2mw-DUP1-0601-GW, FWGLL1mw-065C-0567-GW, FWGLL2mw-270C-0574-GW, and FWGLL2mw-268C-0573-GW, the recovery for one surrogate compound (Decachlorobiphenyl) is outside acceptance criteria (below 50%, but above 10% per LCG). Since the method criterion is that one of two surrogate compounds must meet acceptance criteria, no corrective action was required.

CASE NARRATIVE (continued)

METALS

Samples FWGLL2mw-264C-0571-GF, FWGLL2mw-060C-0569-GF, FWGLL2mw-265C-0572-GF, FWGLL2mw-DUP1-0601-GF, FWGLL3mw-243C-0582-GF, FWGEQUIPRINSE1-0609-GW, FWGLL1mw-079C-0568-GFFWGLL1mw-065C-0567-GF, FWGLL2mw-268C-0573-GF, FWGLL2mw-261C-0570-GF, and the Blank associated with batch 8030015 contain results between the MDL and the RL that are flagged with "B". There is the possibility of false positive or mis-identification at these quantitation levels. The acceptance criteria for the ICB, CCB, and Method Blank are +/- the standard reporting limit (SRL).

The serial dilution of sample FWGLL2mw-261C-0570-GF in this lot indicates that physical and chemical interferences were present. Refer to the sample report pages for the affected analytes flagged with "E".

Samples FWGLL2mw-264C-0571-GF, FWGLL2mw-060C-0569-GF, FWGLL2mw-265C-0572-GF, FWGLL2mw-DUP1-0601-GF, FWGLL3mw-243C-0582-GF, FWGEQUIPRINSE1-0609-GW, FWGLL1mw-079C-0568-GFFWGLL1mw-065C-0567-GF, FWGLL2mw-268C-0573-GF, FWGLL2mw-261C-0570-GF, and FWGLL2mw-270C-0574-GF contained concentrations of target analyte(s) at a reportable level in the associated Method Blank and were flagged with "J". Refer to the sample report pages for the affected analyte(s).

GENERAL CHEMISTRY

The matrix spike/matrix spike duplicate(s) for batch(es) 8037341 had recoveries outside acceptance limits for Total Cyanide. However, since the associated method blank(s) and laboratory control sample(s) were in control, no corrective action was necessary.

MANUAL INTEGRATION SUMMARY

Manual integrations were performed on samples(s) reported herein. A list of samples and analytes for which manual integration was necessary is provided following this Case Narrative.

QUALITY CONTROL ELEMENTS NARRATIVE

TestAmerica North Canton conducts a quality assurance/quality control (QA/QC) program designed to provide scientifically valid and legally defensible data. Toward this end, several types of quality control indicators are incorporated into the QA/QC program, which is described in detail in QA Policy, QA-003. These indicators are introduced into the sample testing process to provide a mechanism for the assessment of the analytical data.

QC BATCH

Environmental samples are taken through the testing process in groups called QUALITY CONTROL BATCHES (QC batches). A QC batch contains up to twenty environmental samples of a similar matrix (water, soil) that are processed using the same reagents and standards. TestAmerica North Canton requires that each environmental sample be associated with a QC batch.

Several quality control samples are included in each QC batch and are processed identically to the twenty environmental samples.

For SW846/RCRA methods, QC samples include a METHOD BLANK (MB), a LABORATORY CONTROL SAMPLE (LCS) and, where appropriate, a MATRIX SPIKE/MATRIX SPIKE DUPLICATE (MS/MSD) pair or a MATRIX SPIKE/SAMPLE DUPLICATE (MS/DU) pair. If there is insufficient sample to perform an MS/MSD or an MS/DU, then a LABORATORY CONTROL SAMPLE DUPLICATE (LCSD) is included in the QC batch.

For 600 series/CWA methods, QC samples include a METHOD BLANK (MB), a LABORATORY CONTROL SAMPLE (LCS) and, where appropriate, a MATRIX SPIKE (MS). An MS is prepared and analyzed at a 10% frequency for GC Methods and at a 5% frequency for GC/MS methods.

LABORATORY CONTROL SAMPLE

The Laboratory Control Sample is a QC sample that is created by adding known concentrations of a full or partial set of target analytes to a matrix similar to that of the environmental samples in the QC batch. Multi peak responders may not be included in the target spike list due to co-elution. The LCS analyte recovery results are used to monitor the analytical process and provide evidence that the laboratory is performing the method within acceptable guidelines. All control analytes indicated by a bold type in the LCS must meet acceptance criteria. Failure to meet the established recovery guidelines requires the repreparation and reanalysis of all samples in the QC batch. Comparison of only the failed parameters from the first batch are evaluated. The only exception to the rework requirement is that if the LCS recoveries are biased high and the associated sample is ND (non-detected) for the parameter(s) of interest, the batch is acceptable.

At times, a Laboratory Control Sample Duplicate (LCSD) is also included in the QC batch. An LCSD is a QC sample that is created and handled identically to the LCS. Analyte recovery data from the LCSD is assessed in the same way as that of the LCS. The LCSD recoveries, together with the LCS recoveries, are used to determine the reproducibility (precision) of the analytical system. Precision data are expressed as relative percent differences (RPDs). If the RPD fails for an LCS/LCSD and yet the recoveries are within acceptance criteria, the batch is still acceptable.

METHOD BLANK

The Method Blank is a QC sample consisting of all the reagents used in analyzing the environmental samples contained in the QC batch. Method Blank results are used to determine if interference or contamination in the analytical system could lead to the reporting of false positive data or elevated analyte concentrations. All target analytes must be below the reporting limits (RL) or the associated sample(s) must be ND except under the following circumstances:

- Common organic contaminants may be present at concentrations up to 5 times the reporting limits. Common metals contaminants may be present at concentrations up to 2 times the reporting limit, or the reported blank concentration must be twenty fold less than the concentration reported in the associated environmental samples. (See common laboratory contaminants listed in the table.)

Volatile (GC or GC/MS)	Semivolatile (GC/MS)	Metals ICP-MS	Metals ICP Trace
Methylene Chloride, Acetone, 2-Butanone	Phthalate Esters	Copper, Iron, Zinc, Lead, Calcium, Magnesium, Potassium, Sodium, Barium, Chromium, Manganese	Copper, Iron, Zinc, Lead

QUALITY CONTROL ELEMENTS NARRATIVE (continued)

- Organic blanks will be accepted if compounds detected in the blank are present in the associated samples at levels 10 times the blank level. Inorganic blanks will be accepted if elements detected in the blank are present in the associated samples at 20 times the blank level.

- Blanks will be accepted if the compounds/elements detected are not present in any of the associated environmental samples.

Failure to meet these Method Blank criteria requires the repreparation and reanalysis of all samples in the QC batch.

MATRIX SPIKE/MATRIX SPIKE DUPLICATE

A Matrix Spike and a Matrix Spike Duplicate are a pair of environmental samples to which known concentrations of a full or partial set of target analytes are added. The MS/MSD results are determined in the same manner as the results of the environmental sample used to prepare the MS/MSD. The analyte recoveries and the relative percent differences (RPDs) of the recoveries are calculated and used to evaluate the effect of the sample matrix on the analytical results. Due to the potential variability of the matrix of each sample, the MS/MSD results may not have an immediate bearing on any samples except the one spiked; therefore, the associated batch MS/MSD may not reflect the same compounds as the samples contained in the analytical report. When these MS/MSD results fail to meet acceptance criteria, the data is evaluated. If the LCS is within acceptance criteria, the batch is considered acceptable.

For certain methods, a Matrix Spike/Sample Duplicate (MS/DU) may be included in the QC batch in place of the MS/MSD. For the parameters (i.e. pH, ignitability) where it is not possible to prepare a spiked sample, a Sample Duplicate may be included in the QC batch. However, a Sample Duplicate is less likely to provide usable precision statistics depending on the likelihood of finding concentrations below the standard reporting limit. When the Sample Duplicate result fails to meet acceptance criteria, the data is evaluated.

For certain methods (600 series methods/CWA), a Matrix Spike is required in place of a Matrix Spike/Matrix Spike Duplicate (MS/MSD) or Matrix Spike/Sample Duplicate (MS/DU).

The acceptance criteria do not apply to samples that are diluted.

SURROGATE COMPOUNDS

In addition to these batch-related QC indicators, each organic environmental and QC sample is spiked with surrogate compounds. Surrogates are organic chemicals that behave similarly to the analytes of interest and that are rarely present in the environment. Surrogate recoveries are used to monitor the individual performance of a sample in the analytical system.

If surrogate recoveries are biased high in the LCS, LCSD, or the Method Blank, and the associated sample(s) are ND, the batch is acceptable. Otherwise, if the LCS, LCSD, or Method Blank surrogate(s) fail to meet recovery criteria, the entire sample batch is reprepared and reanalyzed. If the surrogate recoveries are outside criteria for environmental samples, the samples will be reprepared and reanalyzed unless there is objective evidence of matrix interference or if the sample dilution is greater than the threshold outlined in the associated method SOP.

The acceptance criteria do not apply to samples that are diluted. All other surrogate recoveries will be reported.

For the GC/MS BNA methods, the surrogate criterion is that two of the three surrogates for each fraction must meet acceptance criteria. The third surrogate must have a recovery of ten percent or greater.

For the Pesticide and PCB methods, the surrogate criterion is that one of two surrogate compounds must meet acceptance criteria. The second surrogate must have a recovery of 10% or greater.

TestAmerica North Canton Certifications and Approvals:

California (#01144CA), Connecticut (#PH-0590), Florida (#E87225), Illinois (#200004), Kansas (#E10336), Minnesota (#39-999-348), New Jersey (#OH001), New York (#10975), OhioVAP (#CL0024), West Virginia (#210), Wisconsin (#999518190),NAVY, ARMY, USDA Soil Permit,

N:\QAQC\Customer Service\Narrative - Combined RCRA _CWA 061807.doc

SAMPLE SUMMARY

A8A290102

WO #	SAMPLE#	CLIENT SAMPLE ID	SAMPLED DATE	SAMP TIME
KF7WD	001	FWGTEAM2-TRIP	01/28/08	09:00
KF7WH	002	FWGLL2mw-264C-0571-GW	01/28/08	10:20
KF7WP	003	FWGLL2mw-264C-0571-GF	01/28/08	10:20
KF7WQ	004	FWGLL2mw-060C-0569-GW	01/28/08	11:45
KF7WT	005	FWGLL2mw-060C-0569-GF	01/28/08	11:45
KF7WV	006	FWGLL2mw-265C-0572-GW	01/28/08	12:45
KF7W0	007	FWGLL2mw-265C-0572-GF	01/28/08	12:45
KF7W2	008	FWGLL2mw-DUP1-0601-GW	01/28/08	12:59
KF7W3	009	FWGLL2mw-DUP1-0601-GF	01/28/08	12:59
KF7W4	010	FWGLL3mw-243C-0582-GW	01/28/08	15:00
KF7W5	011	FWGLL3mw-243C-0582-GF	01/28/08	15:00
KF7W7	012	FWGEQUIPRINSE1-0609-GW	01/28/08	11:24
KF7W9	013	FWGLL1mw-079C-0568-GW	01/28/08	13:30
KF7XC	014	FWGLL1mw-079C-0568-GF	01/28/08	13:30
KF7XD	015	FWGTEAM3-TRIP	01/28/08	09:00
KF7XE	016	FWGLL1mw-065C-0567-GW	01/28/08	17:15
KF7XF	017	FWGLL1mw-065C-0567-GF	01/28/08	17:15
KF7XG	018	FWGLL2mw-270C-0574-GW	01/28/08	10:50
KF7XJ	019	FWGLL2mw-270C-0574-GF	01/28/08	10:50
KF7XM	020	FWGLL2mw-268C-0573-GW	01/28/08	12:30
KF7XN	021	FWGLL2mw-268C-0573-GF	01/28/08	12:30
KF7XQ	022	FWGLL2mw-261C-0570-GW	01/28/08	14:00
KF7XT	023	FWGLL2mw-261C-0570-GF	01/28/08	14:00
KF7XV	024	FWGTEAM1-TRIP	01/28/08	08:00

NOTE(S):

- The analytical results of the samples listed above are presented on the following pages.
- All calculations are performed before rounding to avoid round-off errors in calculated results.
- Results noted as "ND" were not detected at or above the stated limit.
- This report must not be reproduced, except in full, without the written approval of the laboratory.
- Results for the following parameters are never reported on a dry weight basis: color, corrosivity, density, flashpoint, ignitability, layers, odor, paint filter test, pH, porosity pressure, reactivity, redox potential, specific gravity, spot tests, solids, solubility, temperature, viscosity, and weight.

Chain of Custody Record

SEVERN TRENT SERVICES

/ TestAmerica

Severn Trent Laboratories, Inc.

34

STL-4124 (1200)

Client	Project Manager	Date	Chain of Custody Number
EQM	John Miller	1-28-08	074037

Address	Telephone Number (Area Code)/Fax Number	Lab Number	Page
1800 Carillon Blvd	513 825 7500 fax (7495)	330 4979396	1 of 1

City	State	Zip Code	Site Contact	Lab Contact
Cincinnati	OH	45240	E. Corbin	M. Loeb

Project Name and Location (State)	Carrier/Waybill Number
RVAAP (OH) 30240.0006 PN	STL Pickup

Contract/Purchase Order/Quote No.: PO# 12633

Analysis (Attach list if more space is needed)

Sample I.D. No. and Description (Containers for each sample may be combined on one line)	Date	Time	Matrix: Air	Aqueous	Sed.	Soil	Containers & Preservatives: Unpres.	H2SO4	HNOS	HCl	NaOH	ZnAc/NaOH	VOC 8260	SVOC 8270	EXPLO 8330	Pest 8081	PCB 8082	Cyanide 9012	Propellants	Metal 6010/6020 7470	Special Instructions/ Conditions of Receipt: Cooler ID #
FWG Team 2-TRIP	1-28-08	0900		✓						2			✓								40-1
FWGLL2MW-264C-0571-GW		1020		✓			10 g	X		3	1		✓	✓	✓	✓	✓	✓	✓		L636
FWGLL2MW-264C 0571-GF		1020		✓				1												✓	L636
FWGLL2MW-060C-0569-GW		1145		✓			10 g			3	1		✓	✓	✓	✓	✓	✓	✓		L93
FWGLL2MW-060C-0569-GF		1145		✓				1												✓	L93
FWGLL2MW-265C-0572-GW		1245		✓			10 g			3	1		✓	✓	✓	✓	✓	✓	✓		L594
FWGLL2MW-265C-0572-GF		1245		✓				1												✓	L594
FWGLL2MW-DUP1-0601-GW		1259		✓			10 g			3	1		✓	✓	✓	✓	✓	✓	✓		461
FWGLL2MW-DUP1-0601-GF	1-28-08	1259		✓				1												✓	461
FWGLL3MW-243C-0582-GW		1500		✓			10 g			3	1		✓	✓	✓	✓	✓	✓	✓		40-1
FWGLL3MW-243C-0582-GF	1-28-08	1500		✓				1												✓	40-1

Possible Hazard Identification: ☒ Non-Hazard ☐ Flammable ☐ Skin Irritant ☐ Poison B ☐ Unknown

Sample Disposal: ☐ Return To Client ☒ Disposal By Lab ☐ Archive For ____ Months (A fee may be assessed if samples are retained longer than 3 months)

Turn Around Time Required: ☐ 24 Hours ☐ 48 Hours ☐ 7 Days ☐ 14 Days ☒ 21 Days ☐ Other Per SOW

QC Requirements (Specify): Metals were field filtered.

	Date	Time		Date	Time
1. Relinquished By: [signature]	1-28-08	1800	1. Received By: Rick Robison	1-28-08	1800
2. Relinquished By: Rick Robison	1-28-08	1900	2. Received By: [signature]	1/29/08	0715
3. Relinquished By			3. Received By		

Comments: Temps may not meet requirements if sample collected close to lab pickup.

DISTRIBUTION: WHITE - Stays with the Sample; CANARY - Returned to Client with Report; PINK - Field Copy

All VOAs in 40-1. COOLER ID# 461, L594, L93, L636, 40-1

TestAmerica North Canton

Chain of Custody Record

SEVERN TRENT **STL**
Severn Trent Laboratories, Inc.

STL-4124 (0901)

Client: EQM	Project Manager: John Miller	Date: 1-28-08	Chain of Custody Number: 336180
Address: 1800 CARILLON BLVD	Telephone Number (Area Code)/Fax Number: 5138257500 (fax 7495)	Lab Number: 3304979396	Page 1 of 1
City: Cincinnati; State: OH; Zip Code: 45240	Site Contact: E CORBIN; Lab Contact: M LOEB		
Project Name and Location (State): RVAAP (OH) 30240.0006PN	Carrier/Waybill Number: LAB PICKUP		
Contract/Purchase Order/Quote No.: PO# 12633			

Matrix: Air, Aqueous, Sed., Soil

Containers & Preservatives: Unpres., H2SO4, HNO3, HCl, NaOH, ZnAc/NaOH

Analysis (Attach list if more space is needed): VOC 8260, SVOC 8270, Pest 8081, PCB 8082, Explo 8330, Cyanide 9012, Propellants, Metals 6010/6020/7470

Sample I.D. No. and Description (Containers for each sample may be combined on one line)	Date	Time	Air	Aqueous	Sed.	Soil	Unpres.	H2SO4	HNO3	HCl	NaOH	ZnAc/NaOH	VOC 8260	SVOC 8270	Pest 8081	PCB 8082	Explo 8330	Cyanide 9012	Propellants	Metals 6010/6020/7470	Special Instructions/ Conditions of Receipt
FWGEQUIPRINSE 1-0609-GW	1-28-08	1124		X			~~10~~ 9		1	3	1		X	X	X	X	X	X	X	X	METALS NOT FILTERED ~~UNPRESERVED~~ Cooler ID 680
FWGLL1MW-079C-0563-GW	1-28-08	1330		✓			9			3	1		X	X	X	X	X	X	X		L109
FWGLL1MW-079C-0563-GF	↓	↓		✓					1											X	L109 metals filtered
FWG Team 3 - Trip	1/28/08	0900		✓						2			X								680
FWGLL1MW-065C-0567-GW	1-28-08	1715		✓			9			3	1		X	X	X	X	X	X	X		Q44895
FWGLL1MW-065C-0567-GF	1-28-08	1715		✓					1											X	Q44895

Possible Hazard Identification: ☒ Non-Hazard ☐ Flammable ☐ Skin Irritant ☐ Poison B ☐ Unknown

Sample Disposal: ☐ Return To Client ☒ Disposal By Lab ☐ Archive For ____ Months (A fee may be assessed if samples are retained longer than 1 month)

Turn Around Time Required: ☐ 24 Hours ☐ 48 Hours ☐ 7 Days ☐ 14 Days ☒ 21 Days ☐ Other Per SOW

QC Requirements (Specify): ~~Metals were field filtered~~

	Date	Time		Date	Time
1. Relinquished By: [signature]	1-28-08	1800	1. Received By: Rick Robison	1-28-08	1800
2. Relinquished By: Rick Robison	1-28-08	1900	2. Received By: [signature]	1/29/08	0715
3. Relinquished By			3. Received By		

Comments: Temps may not be w/in requirements if sample collection is near the lab pickup time.
Cooler ID# L109, 680, Q44895

DISTRIBUTION: WHITE - Returned to Client with Report; CANARY - Stays with the Sample; PINK - Field Copy

TestAmerica North Canton

Chain of Custody Record

SEVERN TRENT SERVICES / TestAmerica

Severn Trent Laboratories, Inc.

36

STL-4124 (1200)

Client: EQM	Project Manager: John Miller	Date:	Chain of Custody Number: 074036
Address: 1800 Carillon Blvd	Telephone Number (Area Code)/Fax Number: 513 825 7500 (fax 7495)		Lab Number: 330491 9396 — Page 1 of 1
City: Cincinnati — State: OH — Zip Code: 45240	Site Contact: E Corbin	Lab Contact: M Loeb	
Project Name and Location (State): RVAAP (OH) 30940.0006 PN	Carrier/Waybill Number: STL Pickup.		
Contract/Purchase Order/Quote No.: PO# 12633			

Sample I.D. No. and Description (Containers for each sample may be combined on one line)	Date	Time	Matrix: Air	Aqueous	Sed.	Soil	Containers & Preservatives: Unpres.	H2SO4	HNO3	HCl	NaOH	ZnAc/NaOH	Analysis (Attach list if more space is needed): VOC 8260	SVOC 8270	PCBs 8330	Pest 8081	PCB 8082	Cyanide 9012	Perchlorate	Metals 6010/6020/7470	Special Instructions/ Conditions of Receipt
FWGLL2mw-270C-0572-GW	1/28/08	10:50		X			9			3	1		X	X	X	X	X	X	X		L711
FWGLL2mw-270C-0572-GF	1/28/08	10:50		X					1											X	L711
FWGLL2mw-268C-0573-GW	1/28/08	12:30		X			9			3	1		X	X	X	X	X	X	X		L491
FWGLL2mw-268C-0573-GF	1/28/08	12:30		X					1											X	L491
FWGLL2mw-261C-0570-GW	1/28/08	14:00		X			27			9	3		X	X	X	X	X	X	X		MS/MSD 305,198,L464
FWGLL2mw-261C-0570-GF	1/28/08	14:00		X					3											X	MS/MSD 305,198,L464
FWG Team 1-Trip	1/28/08	08:00		X						2			X								L491
						EC	1/28/08														

Possible Hazard Identification: X Non-Hazard ☐ Flammable ☐ Skin Irritant ☐ Poison B ☐ Unknown

Sample Disposal: ☐ Return To Client ☒ Disposal By Lab ☐ Archive For _____ Months (A fee may be assessed if samples are retained longer than 3 months)

Turn Around Time Required: ☐ 24 Hours ☐ 48 Hours ☐ 7 Days ☐ 14 Days ☒ 21 Days ☐ Other Per SOW

QC Requirements (Specify): Metals were field filtered

	Date	Time		Date	Time
1. Relinquished By: A	1-28-08	1800	1. Received By: Rick Robison	1-28-08	1800
2. Relinquished By: Rick Robison	1-28-08	1900	2. Received By:	1/29/08	0715
3. Relinquished By:	Date	Time	3. Received By:	Date	Time

Comments: Temps may not meet requirements if sample collection is close to lab pick up time.

DISTRIBUTION: WHITE - Stays with the Sample; CANARY - Returned to Client with Report; PINK - Field Copy

All VOAs in L491. Cooler ID# L711, L491, 305, 198, L464

TestAmerica North Canton

Subject: Re:
From: Heather Medley <hmedley@eqm.com>
Date: Wed, 30 Jan 2008 10:20:26 -0500
To: "Loeb, Mark" <Mark.Loeb@testamericainc.com>
CC: Erik Corbin <ecorbin@eqm.com>, Angye Dragotta <adragotta@eqm.com>

Mark,

I spoke with Erik this morning to double check on the COC issues.

For COC 074036 please log the samples per the containers.

For COC 336180 please log the samples at -0568-.

Heather

Loeb, Mark wrote:

> Heather,
>
> I have attached the signed COCs and completed cooler receipt form for the samples picked up Monday evening. Also attached are the automated login confirmations that were sent by the database last night. All coolers were below 6.0 degrees C. Four coolers were below 2.0 degrees C, but the samples were not frozen.
>
> I have two issues as follows:
>
> The first has to do with the cooler receipt form: The first two samples on COC # 074036 have client IDs of FWGLL2mw-270C-057**2**-GW and FWGLL2mw-270C-057**2**-GF. The containers were labeled FWGLL2mw-270C-057**4**-GW and FWGLL2mw-270C-057**4**-GF. The samples were logged per the COC. Is this correct?
>
> The second question is just a matter of handwriting and was not noted on the cooler receipt form. On COC # 336180, the second and third samples appear to have IDs of FWGLL1mw-079C-056**B**-GW and FWGLL1mw-079C-056**B**-GF. The labels have IDs of FWGLL1mw-079C-056**8**-GW and FWGLL1mw-079C-056**8**-GF. Just checking on this one.
>
> Let me know if you need any additional information. I hope the people in the field are keeping warm today. The morning started out with about 10 degrees C and 50-60 MPH winds!!
>
> Thanks,
>
> MJL
>
> **MARK J. LOEB**
> Project Manager
>
> TestAmerica
> THE LEADER IN ENVIRONMENTAL TESTING

4101 Shuffel Street, N.W.
North Canton, OH 44720
Tel 330-966-9387 / Fax 330-497-9772
www.testamericainc.com

Confidentiality Notice: The information contained in this message is intended only for the use of the addressee, and may be confidential and/or privileged. If the reader of this message is not the intended recipient, or the employee or agent responsible to deliver it to the intended recipient, you are hereby notified that any dissemination, distribution or copying of this communication is strictly prohibited. If you have received this communication in error, please notify the sender immediately.

--
Heather Medley
Environmental Quality Management, Inc.
1800 Carillon Boulevard
Cincinnati, Ohio 45240
(513) 825-7500 voice
(513) 825-7495 fax

The information contained in this electronic message is intended only for the use of the individual or entity to which it is address and may contain information that is privileged, confidential and exempt from disclosure under applicable law. If the reader of this message is not the intended recipient, you are informed that any dissemination, copying or disclosure of the material contained herein, to include any attachments, in whole or in part, is strictly prohibited. If you have received this transmission in error, please notify the sender and purge this message.

GCMS VOLATILE DATA

Ravenna, OH Data Review Checklist

Project Number: 030240.0006.05
Sample Event: January 2008
Data Reviewer/Date: Angye Dragotta/February 26, 2008

SDG: A8A290102 R0
Analysis: SW846 8260B

Review Questions:	Yes	No	N/A	Comments	Qual/Criteria
1. Did Chain-of-Custody information agree with laboratory report?	✓			COC#: 074037,336180,074036;	
2. Were samples preserved properly and received in good condition?	✓			Thirteen coolers were received at the lab. The coolers were received between 0.2 and 4.2°C. Upon receipt, it was documented by the laboratory, that the samples were not frozen and in good condition. Therefore, no qualifications were made to sample results based on temperatures less than 2°C.	QAPP Table 4-2, NELAC
3. Were holding times met?	✓			Samples collected 1/28/08 and analyzed on 2/4/08.	QAPP Table 4-2 J/UJ/R
4. Were sample storage requirements met?	✓				QAPP Table 4-2
5. Were QAPP specified PQLs achieved?	✓				QAPP Table 3.3
6. Were all QAPP-specified target analytes reported?	✓				QAPP Table 3-3
7. Was the GC/MS system tuned with bromofluorobenzene (BFB)?	✓				LCG Table 1
8. Was the criteria met during each 12 hour shift (prior to ICAL and Cal Ver.)?	✓			2/1/08 @1014 and 2/4/08 @ 0808	SW846 8260B 7.3.1
9. Did the initial calibration curve consist of 5 concentration levels?	✓			2/1/08 Instrument A3UX11 stds – 5, 10, 25, 50, 100, 200 ng on column	LCG Table 1 R
10. Did the Calibration Check Compounds (CCCs) (see Table 1 below) relative standard deviations (%RSD) ≤ 30%?	✓				LCG Table 1 R
11. Were the minimum response factors (RFs) for the System Performance Check Compounds (SPCCs) (see Table 2 below) met?	✓				LCG Table 1
12. Were all other target analytes ≤ 15% RSD? OR Was the average RSD ≤ 15%? Was a different calibration option used?	✓			Acetone, Methylene Chloride and 2-Butanone used a weighted linear curve.	LCG Table 1 15% <RSD< 20% = J/UJ
13. If a linear regression curve was used, was the correlation coefficient r≥0.99?	✓			All correlation coefficients were ≥0.99. No qualifications were made since the correlation coefficients were acceptable.	LCG Table 1 R<0.99=-J/R
14. Was a MDL Level Verification performed once per quarter with all target analytes detected?		✓		1/7/08 @1212 Acetone and 2-Butanone were not detected in the MDL check. The non-detected sample results for acetone and 2- Butanone were flagged '" R".	LCG Table 1 R

Project Number: 030240.0006.05
Sample Event: January 2008
Data Reviewer/Date: Angye Dragotta/February 26, 2008

SDG: A8A290102 R0
Analysis: SW846 8260B

Review Questions:	Yes	No	N/A	Comments	Qual/Criteria
15. Was a MRL Level Verification run at the beginning and end of every daily sequence or every 12 hours?	✓			2/4/08 @ 1006, 1939	LCG Table 1
16. Were the QC/MRL recoveries 70-130%?		✓		Opening MRL had Acetone %R = 180%, Methylene Chloride %R = 46.1% and 2-Butanone %R = 66.8%. The closing MRL had Acetone %R = 0%, Methylene Chloride %R = 63.2%, 2-Butanone %R = 64.6%, and Bromoform %R= 61.4%. No additional qualifications were made for acetone and 2-butanone. As there were no detected results for methylene chloride and bromoform, sample results were flagged estimated, "UJ".	LCG Table 1 >130%=J; 70-60%=J/UJ; <60%=J/R
17. Was a second source verification (ICV) analyzed after the ICAL? Were results 80-120%?	✓			2/1/08@1321	LCG Table 1 >120%=J; 60-80%=J/UJ; <60%=J/R
18. Was a CCV run every 12 hours?	✓			2/4/08@0834	LCG Table 1
19. Did the CCCs have a %Difference < 20%?	✓				LCG Table 1
20. Were the minimum RFs for the SPCCs within limits?	✓				LCG Table 1
21. Was the average of all target analytes ≤ 20%D with a maximum D for each target analyte ≤30%?	✓				LCG Table 1 Avg D>20% and D>30% =R; Avg %D<20% and D>30% =J D>30% (neg) = J/R D>30% (pos) = J
22. Were the internal standards added to every sample?	✓				LCG Table 1
23. Were the retention times for all IS compounds within ±30 seconds from the RT of the mid-point standard in the ICAL?	✓				LCG Table 1 R
24. Was the EICP area between -50% and +100% of the ICAL mid-point standard?	✓				LCG Table 1 R
25. Was a method blank prepared and analyzed with each batch?	✓				LCG Table 1

Ravenna, OH Data Review Checklist

Project Number: 030240.0006.05
Sample Event: January 2008
Data Reviewer/Date: Angye Dragotta/February 26, 2008

SDG: A8A290102 R0
Analysis: SW846 8260B

Review Questions:	Yes	No	N/A	Comments	Qual/Criteria
26. Were target analytes detected in the method blank at >1/2 the MRL?		✓		There were no detections.	LCG Table 1 <5/10X =B
27. Was a field blank (equipment and/or trip) collected and analyzed?	✓				
28. Were target analytes detected in the field blank analyses >1/2 the MRL?		✓		**FWGTeam2-Trip** had acetone detected at 4.9 ug/L and 4-methyl-2-pentanone detected at 0.32 ug/L. There were no qualifications made because the contamination was less than ½ the MRL (10 ppb). **FWGTeam3-Trip** had acetone detected at 6.2 ug/L. Sample FWGEQUIPRinse1-0609-GW had the acetone result qualified non-detect "B". **FWGEQUIPRinse1-0609-GW** had acetone detected at 5.0ug/L, chloromethane detected at 0.3 ug/L, chloroform detected at 0.9ug/L, 2-butanone detected at 1.9ug/L and toluene detected at 0.41ug/L. All detected results for the equipment rinse (with the exception of chloroform) were not greater than 1/2MRL, so no qualifications were made. There were no detected results in the samples for chloroform, so no qualifications were made based on the equipment rinse chloroform result. **FWGTeam1-Trip** had acetone detected at 4.6 ug/L. There were no qualifications made because the contamination was less than ½ the MRL (10 ppb).	<5/10X =B
29. Was a field duplicate analyzed?	✓			FWGLL2mw-DUP1-0601-GW was a field duplicate for FWGLL2mw-265C-0572-GW.	
30. Were the Field duplicates RPDs within ±30%?	✓				QAPP Table 3-2 RPD >30=J
31. Was a LCS prepared and analyzed with each batch?	✓			An LCSD was analyzed and reported;	LCG Table 1
32. Were the LCS recoveries within limits specified in Appendix C of the LCG?	✓				LCG Appendix C >UL=J; 30%-LL=J/UJ; <30%=J/R
33. Was a MS/MSD prepared with each batch?	✓				LCG Table 1
34. Was the MS/MSD parent sample a Ravenna sample?	✓			Sample FWGLL2mw-261c-0570-GW was the parent.	
35. Were MS/MSD recoveries 70-130% and RPD values ≤20%?	✓				LCG Table 1 Pj

Ravenna, OH Data Review Checklist

Project Number: 030240.0006.05
Sample Event: January 2008
Data Reviewer/Date: Angye Dragotta/February 26, 2008

SDG: A8A290102 R0
Analysis: SW846 8260B

Review Questions:	Yes	No	N/A	Comments	Qual/Criteria
36. Were surrogate recoveries 50-150%?	✓				LCG Table 1 >150%=J; 10% -50%=J/UJ; <10%=J/R
37. Were reported sample concentrations within calibration range?	✓				
38. Were laboratory-generated Quality Control Exception Reports issued? If yes, summarize contents.		✓			
39. Were lab comments included in report? If yes, summarize contents.	✓			*Comments on trip blank and equipment rinse contamination.*	

References:

Louisville Chemistry Guidelines (LCG), USACE June 2002 version 5; Section I "Chemical Analysis Criteria" Table 1 and Attachment A "Data Validation Guidelines:

Final Quality Assurance Project Plan (QAPP) Addendum for the Facility-Wide Groundwater Monitoring Program Ravenna Army Ammunition Plant, Ravenna, OH, Portage Environmental September 2004

Additional Comments:

Table1- CCCs

Analyte
1,1-Dichloroethene
Chloroform
1,2-Dichloropropane
Toluene
Ethylbenzene
Vinyl chloride

Table 2- SPCCs

Analyte	Minimum RF
Chloromethane	0.10
1,1-Dichlorethane	0.10
Bromoform	0.10
Chlorobenzene	0.30
1,1,2,2-Tetrachloroethane	0.30

SDG: A8A290102
Date/Time Cal: 2/4/08 @ 0834

VOC Analyte	%D
Chloromethane	2.45562
Vinyl Chloride	4.67961
Bromomethane	0.46904
Chloroethane	1.91981
1,1-Dichloroethene	3.43949
Acetone	**24.22011**
Methylene Chloride	4.49565
Carbon Disulide	3.51772
trans-1,2-Dichloroethene	5.5579
1,1-Dichloroethane	0.06611
cis-1,2-Dichloroethene	3.1804
1,2-Dichloroethene total	4.35185
2-Butanone	0.89001
Bromochloromethane	1.94428
Chloroform	0.50295
1,1,1-Trichloroethane	1.9207
Carbon Tetrachloride	12.43063
Benzene	6.32311
1,2-Dichloroethane	1.07833
Trichloroethene	0.09844
1,2-Dichloropropane	0.36869
Bromodichloromethane	2.84935
cis-1,3-Dichloropropene	0.18317
4-Methyl-2-pentanone	7.45273
Toluene	1.81082
trans-1,3-Dichloropropene	0.58291
1,1,2-Trichloroethane	1.80244
Tetrachloroethene	4.07249
2-Hexanone	8.37578
Dibromochloromethane	1.23734
Ethylene Dibromide	0.32254
Chlorobenzene	0.10455
Ethylbenzene	3.24395
m,p- Xylenes	2.35313
o- Xylenes	2.47863
Total Xylenes	2.39371
Styrene	2.88184
Bromoform	4.70571
1,1,2,2-Tetrachloroethane	2.05489
AVG %D	3.405549

Environmental Quality Mgt., Inc.

Client Sample ID: FWGTEAM2-TRIP

GC/MS Volatiles

Lot-Sample #...: A8A290102-001 **Work Order #...:** KF7WD1AA **Matrix.....:** WQ
Date Sampled...: 01/28/08 09:00 **Date Received..:** 01/29/08
Prep Date.....: 02/04/08 **Analysis Date..:** 02/04/08
Prep Batch #...: 8035147
Dilution Factor: 1 **Initial Wgt/Vol:** 5 mL **Final Wgt/Vol..:** 5 mL
Method.....: SW846 8260B

PARAMETER	RESULT	REPORTING LIMIT	UNITS	MDL
Bromochloromethane	ND	1.0	ug/L	0.29
1,2-Dibromoethane	ND	1.0	ug/L	0.24
o-Xylene	ND	1.0	ug/L	0.14
m-Xylene & p-Xylene	ND	2.0	ug/L	0.24
cis-1,2-Dichloroethene	ND	1.0	ug/L	0.17
trans-1,2-Dichloroethene	ND	1.0	ug/L	0.19
Chloromethane	ND	1.0	ug/L	0.30
Bromomethane	ND	1.0	ug/L	0.41
Vinyl chloride	ND	1.0	ug/L	0.22
Chloroethane	ND	1.0	ug/L	0.29
Methylene chloride	ND	2.0	ug/L	0.33
Acetone	**4.9 J**	**10**	**ug/L**	**1.1**
Carbon disulfide	ND	1.0	ug/L	0.13
1,1-Dichloroethene	ND	1.0	ug/L	0.19
1,1-Dichloroethane	ND	1.0	ug/L	0.15
1,2-Dichloroethene (total)	ND	1.0	ug/L	0.34
Chloroform	ND	1.0	ug/L	0.16
1,2-Dichloroethane	ND	1.0	ug/L	0.22
2-Butanone	ND	10	ug/L	0.57
1,1,1-Trichloroethane	ND	1.0	ug/L	0.22
Carbon tetrachloride	ND	1.0	ug/L	0.13
Bromodichloromethane	ND	1.0	ug/L	0.15
1,2-Dichloropropane	ND	1.0	ug/L	0.18
cis-1,3-Dichloropropene	ND	1.0	ug/L	0.14
Trichloroethene	ND	1.0	ug/L	0.17
Dibromochloromethane	ND	1.0	ug/L	0.18
1,1,2-Trichloroethane	ND	1.0	ug/L	0.27
Benzene	ND	1.0	ug/L	0.13
trans-1,3-Dichloropropene	ND	1.0	ug/L	0.19
Bromoform	ND	1.0	ug/L	0.64
4-Methyl-2-pentanone	**0.32 J**	**10**	**ug/L**	**0.32**
2-Hexanone	ND	10	ug/L	0.41
Tetrachloroethene	ND	1.0	ug/L	0.29
1,1,2,2-Tetrachloroethane	ND	1.0	ug/L	0.18
Toluene	ND	1.0	ug/L	0.13
Chlorobenzene	ND	1.0	ug/L	0.15
Ethylbenzene	ND	1.0	ug/L	0.17

(Continued on next page)

Environmental Quality Mgt., Inc.

Client Sample ID: FWGTEAM2-TRIP

GC/MS Volatiles

Lot-Sample #...: A8A290102-001 Work Order #...: KF7WD1AA Matrix.....: WQ

PARAMETER	RESULT	REPORTING LIMIT	UNITS	MDL
Styrene	ND	1.0	ug/L	0.11
Xylenes (total)	ND	2.0	ug/L	0.28

SURROGATE	PERCENT RECOVERY	RECOVERY LIMITS
Dibromofluoromethane	91	(50 - 150)
1,2-Dichloroethane-d4	83	(50 - 150)
Toluene-d8	92	(50 - 150)
4-Bromofluorobenzene	93	(50 - 150)

NOTE(S):

J Estimated result. Result is less than RL.

Environmental Quality Mgt., Inc.

Client Sample ID: FWGLL2mw-264C-0571-GW

GC/MS Volatiles

Lot-Sample #...: A8A290102-002	**Work Order #...:** KF7WH1AA	**Matrix.....:** WG	
Date Sampled...: 01/28/08 10:20	**Date Received..:** 01/29/08		
Prep Date.....: 02/04/08	**Analysis Date..:** 02/04/08		
Prep Batch #...: 8035147			
Dilution Factor: 1	**Initial Wgt/Vol:** 5 mL	**Final Wgt/Vol..:** 5 mL	
	Method.....: SW846 8260B		

PARAMETER	RESULT	REPORTING LIMIT	UNITS	MDL
Bromochloromethane	ND	1.0	ug/L	0.29
1,2-Dibromoethane	ND	1.0	ug/L	0.24
o-Xylene	ND	1.0	ug/L	0.14
m-Xylene & p-Xylene	ND	2.0	ug/L	0.24
cis-1,2-Dichloroethene	ND	1.0	ug/L	0.17
trans-1,2-Dichloroethene	ND	1.0	ug/L	0.19
Chloromethane	ND	1.0	ug/L	0.30
Bromomethane	ND	1.0	ug/L	0.41
Vinyl chloride	ND	1.0	ug/L	0.22
Chloroethane	ND	1.0	ug/L	0.29
Methylene chloride	ND	2.0	ug/L	0.33
Acetone	ND	10	ug/L	1.1
Carbon disulfide	ND	1.0	ug/L	0.13
1,1-Dichloroethene	ND	1.0	ug/L	0.19
1,1-Dichloroethane	ND	1.0	ug/L	0.15
1,2-Dichloroethene (total)	ND	1.0	ug/L	0.34
Chloroform	ND	1.0	ug/L	0.16
1,2-Dichloroethane	ND	1.0	ug/L	0.22
2-Butanone	ND	10	ug/L	0.57
1,1,1-Trichloroethane	ND	1.0	ug/L	0.22
Carbon tetrachloride	ND	1.0	ug/L	0.13
Bromodichloromethane	ND	1.0	ug/L	0.15
1,2-Dichloropropane	ND	1.0	ug/L	0.18
cis-1,3-Dichloropropene	ND	1.0	ug/L	0.14
Trichloroethene	ND	1.0	ug/L	0.17
Dibromochloromethane	ND	1.0	ug/L	0.18
1,1,2-Trichloroethane	ND	1.0	ug/L	0.27
Benzene	ND	1.0	ug/L	0.13
trans-1,3-Dichloropropene	ND	1.0	ug/L	0.19
Bromoform	ND	1.0	ug/L	0.64
4-Methyl-2-pentanone	ND	10	ug/L	0.32
2-Hexanone	ND	10	ug/L	0.41
Tetrachloroethene	ND	1.0	ug/L	0.29
1,1,2,2-Tetrachloroethane	ND	1.0	ug/L	0.18
Toluene	ND	1.0	ug/L	0.13
Chlorobenzene	ND	1.0	ug/L	0.15
Ethylbenzene	ND	1.0	ug/L	0.17

(Continued on next page)

Environmental Quality Mgt., Inc.

Client Sample ID: FWGLL2mw-264C-0571-GW

GC/MS Volatiles

Lot-Sample #...: A8A290102-002 Work Order #...: KF7WH1AA Matrix.....: WG

PARAMETER	RESULT	REPORTING LIMIT	UNITS	MDL
Styrene	ND	1.0	ug/L	0.11
Xylenes (total)	ND	2.0	ug/L	0.28

SURROGATE	PERCENT RECOVERY	RECOVERY LIMITS
Dibromofluoromethane	92	(50 - 150)
1,2-Dichloroethane-d4	85	(50 - 150)
Toluene-d8	92	(50 - 150)
4-Bromofluorobenzene	95	(50 - 150)

Environmental Quality Mgt., Inc.

Client Sample ID: FWGLL2mw-060C-0569-GW

GC/MS Volatiles

Lot-Sample #...: A8A290102-004 **Work Order #...:** KF7WQ1AA **Matrix.....:** WG
Date Sampled...: 01/28/08 11:45 **Date Received..:** 01/29/08
Prep Date.....: 02/04/08 **Analysis Date..:** 02/04/08
Prep Batch #...: 8035147
Dilution Factor: 1 **Initial Wgt/Vol:** 5 mL **Final Wgt/Vol..:** 5 mL
Method.....: SW846 8260B

PARAMETER	RESULT	REPORTING LIMIT	UNITS	MDL
Bromochloromethane	ND	1.0	ug/L	0.29
1,2-Dibromoethane	ND	1.0	ug/L	0.24
o-Xylene	ND	1.0	ug/L	0.14
m-Xylene & p-Xylene	ND	2.0	ug/L	0.24
cis-1,2-Dichloroethene	ND	1.0	ug/L	0.17
trans-1,2-Dichloroethene	ND	1.0	ug/L	0.19
Chloromethane	ND	1.0	ug/L	0.30
Bromomethane	ND	1.0	ug/L	0.41
Vinyl chloride	ND	1.0	ug/L	0.22
Chloroethane	ND	1.0	ug/L	0.29
Methylene chloride	ND	2.0	ug/L	0.33
Acetone	ND	10	ug/L	1.1
Carbon disulfide	ND	1.0	ug/L	0.13
1,1-Dichloroethene	ND	1.0	ug/L	0.19
1,1-Dichloroethane	ND	1.0	ug/L	0.15
1,2-Dichloroethene (total)	ND	1.0	ug/L	0.34
Chloroform	ND	1.0	ug/L	0.16
1,2-Dichloroethane	ND	1.0	ug/L	0.22
2-Butanone	ND	10	ug/L	0.57
1,1,1-Trichloroethane	ND	1.0	ug/L	0.22
Carbon tetrachloride	ND	1.0	ug/L	0.13
Bromodichloromethane	ND	1.0	ug/L	0.15
1,2-Dichloropropane	ND	1.0	ug/L	0.18
cis-1,3-Dichloropropene	ND	1.0	ug/L	0.14
Trichloroethene	ND	1.0	ug/L	0.17
Dibromochloromethane	ND	1.0	ug/L	0.18
1,1,2-Trichloroethane	ND	1.0	ug/L	0.27
Benzene	ND	1.0	ug/L	0.13
trans-1,3-Dichloropropene	ND	1.0	ug/L	0.19
Bromoform	ND	1.0	ug/L	0.64
4-Methyl-2-pentanone	ND	10	ug/L	0.32
2-Hexanone	ND	10	ug/L	0.41
Tetrachloroethene	ND	1.0	ug/L	0.29
1,1,2,2-Tetrachloroethane	ND	1.0	ug/L	0.18
Toluene	ND	1.0	ug/L	0.13
Chlorobenzene	ND	1.0	ug/L	0.15
Ethylbenzene	ND	1.0	ug/L	0.17

(Continued on next page)

Environmental Quality Mgt., Inc.

Client Sample ID: FWGLL2mw-060C-0569-GW

GC/MS Volatiles

Lot-Sample #...: A8A290102-004 **Work Order #...:** KF7WQ1AA **Matrix.....:** WG

PARAMETER	RESULT	REPORTING LIMIT	UNITS	MDL
Styrene	ND	1.0	ug/L	0.11
Xylenes (total)	ND	2.0	ug/L	0.28

SURROGATE	PERCENT RECOVERY	RECOVERY LIMITS
Dibromofluoromethane	89	(50 - 150)
1,2-Dichloroethane-d4	84	(50 - 150)
Toluene-d8	92	(50 - 150)
4-Bromofluorobenzene	93	(50 - 150)

Environmental Quality Mgt., Inc.

Client Sample ID: FWGLL2mw-265C-0572-GW

GC/MS Volatiles

Lot-Sample #...: A8A290102-006 **Work Order #...:** KF7WV1AA **Matrix.....:** WG
Date Sampled...: 01/28/08 12:45 **Date Received..:** 01/29/08
Prep Date.....: 02/04/08 **Analysis Date..:** 02/04/08
Prep Batch #...: 8035147
Dilution Factor: 1 **Initial Wgt/Vol:** 5 mL **Final Wgt/Vol..:** 5 mL
Method.....: SW846 8260B

PARAMETER	RESULT	REPORTING LIMIT	UNITS	MDL
Bromochloromethane	ND	1.0	ug/L	0.29
1,2-Dibromoethane	ND	1.0	ug/L	0.24
o-Xylene	ND	1.0	ug/L	0.14
m-Xylene & p-Xylene	ND	2.0	ug/L	0.24
cis-1,2-Dichloroethene	ND	1.0	ug/L	0.17
trans-1,2-Dichloroethene	ND	1.0	ug/L	0.19
Chloromethane	ND	1.0	ug/L	0.30
Bromomethane	ND	1.0	ug/L	0.41
Vinyl chloride	ND	1.0	ug/L	0.22
Chloroethane	ND	1.0	ug/L	0.29
Methylene chloride	ND	2.0	ug/L	0.33
Acetone	**1.2 J**	**10**	**ug/L**	**1.1**
Carbon disulfide	ND	1.0	ug/L	0.13
1,1-Dichloroethene	ND	1.0	ug/L	0.19
1,1-Dichloroethane	ND	1.0	ug/L	0.15
1,2-Dichloroethene (total)	ND	1.0	ug/L	0.34
Chloroform	ND	1.0	ug/L	0.16
1,2-Dichloroethane	ND	1.0	ug/L	0.22
2-Butanone	ND	10	ug/L	0.57
1,1,1-Trichloroethane	ND	1.0	ug/L	0.22
Carbon tetrachloride	ND	1.0	ug/L	0.13
Bromodichloromethane	ND	1.0	ug/L	0.15
1,2-Dichloropropane	ND	1.0	ug/L	0.18
cis-1,3-Dichloropropene	ND	1.0	ug/L	0.14
Trichloroethene	ND	1.0	ug/L	0.17
Dibromochloromethane	ND	1.0	ug/L	0.18
1,1,2-Trichloroethane	ND	1.0	ug/L	0.27
Benzene	ND	1.0	ug/L	0.13
trans-1,3-Dichloropropene	ND	1.0	ug/L	0.19
Bromoform	ND	1.0	ug/L	0.64
4-Methyl-2-pentanone	ND	10	ug/L	0.32
2-Hexanone	ND	10	ug/L	0.41
Tetrachloroethene	ND	1.0	ug/L	0.29
1,1,2,2-Tetrachloroethane	ND	1.0	ug/L	0.18
Toluene	ND	1.0	ug/L	0.13
Chlorobenzene	ND	1.0	ug/L	0.15
Ethylbenzene	ND	1.0	ug/L	0.17

(Continued on next page)

Environmental Quality Mgt., Inc.

Client Sample ID: FWGLL2mw-265C-0572-GW

GC/MS Volatiles

Lot-Sample #...: A8A290102-006 **Work Order #...:** KF7WV1AA **Matrix.....:** WG

PARAMETER	RESULT	REPORTING LIMIT	UNITS	MDL
Styrene	ND	1.0	ug/L	0.11
Xylenes (total)	ND	2.0	ug/L	0.28

SURROGATE	PERCENT RECOVERY	RECOVERY LIMITS
Dibromofluoromethane	93	(50 - 150)
1,2-Dichloroethane-d4	87	(50 - 150)
Toluene-d8	94	(50 - 150)
4-Bromofluorobenzene	95	(50 - 150)

NOTE(S):

J Estimated result. Result is less than RL.

Environmental Quality Mgt., Inc.

Client Sample ID: FWGLL2mw-DUP1-0601-GW

GC/MS Volatiles

Lot-Sample #...: A8A290102-008 **Work Order #...:** KF7W21AA **Matrix.....:** WG
Date Sampled...: 01/28/08 12:59 **Date Received..:** 01/29/08
Prep Date.....: 02/04/08 **Analysis Date..:** 02/04/08
Prep Batch #...: 8035147
Dilution Factor: 1 **Initial Wgt/Vol:** 5 mL **Final Wgt/Vol..:** 5 mL
Method.....: SW846 8260B

PARAMETER	RESULT	REPORTING LIMIT	UNITS	MDL
Bromochloromethane	ND	1.0	ug/L	0.29
1,2-Dibromoethane	ND	1.0	ug/L	0.24
o-Xylene	ND	1.0	ug/L	0.14
m-Xylene & p-Xylene	ND	2.0	ug/L	0.24
cis-1,2-Dichloroethene	ND	1.0	ug/L	0.17
trans-1,2-Dichloroethene	ND	1.0	ug/L	0.19
Chloromethane	ND	1.0	ug/L	0.30
Bromomethane	ND	1.0	ug/L	0.41
Vinyl chloride	ND	1.0	ug/L	0.22
Chloroethane	ND	1.0	ug/L	0.29
Methylene chloride	ND	2.0	ug/L	0.33
Acetone	ND	10	ug/L	1.1
Carbon disulfide	ND	1.0	ug/L	0.13
1,1-Dichloroethene	ND	1.0	ug/L	0.19
1,1-Dichloroethane	ND	1.0	ug/L	0.15
1,2-Dichloroethene (total)	ND	1.0	ug/L	0.34
Chloroform	ND	1.0	ug/L	0.16
1,2-Dichloroethane	ND	1.0	ug/L	0.22
2-Butanone	ND	10	ug/L	0.57
1,1,1-Trichloroethane	ND	1.0	ug/L	0.22
Carbon tetrachloride	ND	1.0	ug/L	0.13
Bromodichloromethane	ND	1.0	ug/L	0.15
1,2-Dichloropropane	ND	1.0	ug/L	0.18
cis-1,3-Dichloropropene	ND	1.0	ug/L	0.14
Trichloroethene	ND	1.0	ug/L	0.17
Dibromochloromethane	ND	1.0	ug/L	0.18
1,1,2-Trichloroethane	ND	1.0	ug/L	0.27
Benzene	ND	1.0	ug/L	0.13
trans-1,3-Dichloropropene	ND	1.0	ug/L	0.19
Bromoform	ND	1.0	ug/L	0.64
4-Methyl-2-pentanone	ND	10	ug/L	0.32
2-Hexanone	ND	10	ug/L	0.41
Tetrachloroethene	ND	1.0	ug/L	0.29
1,1,2,2-Tetrachloroethane	ND	1.0	ug/L	0.18
Toluene	ND	1.0	ug/L	0.13
Chlorobenzene	ND	1.0	ug/L	0.15
Ethylbenzene	ND	1.0	ug/L	0.17

(Continued on next page)

Environmental Quality Mgt., Inc.

Client Sample ID: FWGLL2mw-DUP1-0601-GW

GC/MS Volatiles

Lot-Sample #...: A8A290102-008 Work Order #...: KF7W21AA Matrix.....: WG

PARAMETER	RESULT	REPORTING LIMIT	UNITS	MDL
Styrene	ND	1.0	ug/L	0.11
Xylenes (total)	ND	2.0	ug/L	0.28

SURROGATE	PERCENT RECOVERY	RECOVERY LIMITS
Dibromofluoromethane	93	(50 - 150)
1,2-Dichloroethane-d4	88	(50 - 150)
Toluene-d8	93	(50 - 150)
4-Bromofluorobenzene	94	(50 - 150)

Environmental Quality Mgt., Inc.

Client Sample ID: FWGLL3mw-243C-0582-GW

GC/MS Volatiles

Lot-Sample #...: A8A290102-010 **Work Order #...:** KF7W41AA **Matrix.....:** WG
Date Sampled...: 01/28/08 15:00 **Date Received..:** 01/29/08
Prep Date.....: 02/04/08 **Analysis Date..:** 02/04/08
Prep Batch #...: 8035147
Dilution Factor: 1 **Initial Wgt/Vol:** 5 mL **Final Wgt/Vol..:** 5 mL
Method.....: SW846 8260B

PARAMETER	RESULT	REPORTING LIMIT	UNITS	MDL
Bromochloromethane	ND	1.0	ug/L	0.29
1,2-Dibromoethane	ND	1.0	ug/L	0.24
o-Xylene	ND	1.0	ug/L	0.14
m-Xylene & p-Xylene	ND	2.0	ug/L	0.24
cis-1,2-Dichloroethene	ND	1.0	ug/L	0.17
trans-1,2-Dichloroethene	ND	1.0	ug/L	0.19
Chloromethane	ND	1.0	ug/L	0.30
Bromomethane	ND	1.0	ug/L	0.41
Vinyl chloride	ND	1.0	ug/L	0.22
Chloroethane	ND	1.0	ug/L	0.29
Methylene chloride	ND	2.0	ug/L	0.33
Acetone	ND	10	ug/L	1.1
Carbon disulfide	ND	1.0	ug/L	0.13
1,1-Dichloroethene	ND	1.0	ug/L	0.19
1,1-Dichloroethane	ND	1.0	ug/L	0.15
1,2-Dichloroethene (total)	ND	1.0	ug/L	0.34
Chloroform	ND	1.0	ug/L	0.16
1,2-Dichloroethane	ND	1.0	ug/L	0.22
2-Butanone	ND	10	ug/L	0.57
1,1,1-Trichloroethane	ND	1.0	ug/L	0.22
Carbon tetrachloride	ND	1.0	ug/L	0.13
Bromodichloromethane	ND	1.0	ug/L	0.15
1,2-Dichloropropane	ND	1.0	ug/L	0.18
cis-1,3-Dichloropropene	ND	1.0	ug/L	0.14
Trichloroethene	ND	1.0	ug/L	0.17
Dibromochloromethane	ND	1.0	ug/L	0.18
1,1,2-Trichloroethane	ND	1.0	ug/L	0.27
Benzene	ND	1.0	ug/L	0.13
trans-1,3-Dichloropropene	ND	1.0	ug/L	0.19
Bromoform	ND	1.0	ug/L	0.64
4-Methyl-2-pentanone	ND	10	ug/L	0.32
2-Hexanone	ND	10	ug/L	0.41
Tetrachloroethene	ND	1.0	ug/L	0.29
1,1,2,2-Tetrachloroethane	ND	1.0	ug/L	0.18
Toluene	ND	1.0	ug/L	0.13
Chlorobenzene	ND	1.0	ug/L	0.15
Ethylbenzene	ND	1.0	ug/L	0.17

(Continued on next page)

Environmental Quality Mgt., Inc.

Client Sample ID: FWGLL3mw-243C-0582-GW

GC/MS Volatiles

Lot-Sample #...: A8A290102-010 **Work Order #...:** KF7W41AA **Matrix.....:** WG

PARAMETER	RESULT	REPORTING LIMIT	UNITS	MDL
Styrene	ND	1.0	ug/L	0.11
Xylenes (total)	ND	2.0	ug/L	0.28

SURROGATE	PERCENT RECOVERY	RECOVERY LIMITS
Dibromofluoromethane	93	(50 - 150)
1,2-Dichloroethane-d4	87	(50 - 150)
Toluene-d8	92	(50 - 150)
4-Bromofluorobenzene	93	(50 - 150)

Environmental Quality Mgt., Inc.

Client Sample ID: FWGEQUIPRINSE1-0609-GW

GC/MS Volatiles

Lot-Sample #...: A8A290102-012 **Work Order #...:** KF7W71AA **Matrix.....:** WQ
Date Sampled...: 01/28/08 11:24 **Date Received..:** 01/29/08
Prep Date.....: 02/04/08 **Analysis Date..:** 02/04/08
Prep Batch #...: 8035147
Dilution Factor: 1 **Initial Wgt/Vol:** 5 mL **Final Wgt/Vol..:** 5 mL
Method.....: SW846 8260B

PARAMETER	RESULT	REPORTING LIMIT	UNITS	MDL
Bromochloromethane	ND	1.0	ug/L	0.29
1,2-Dibromoethane	ND	1.0	ug/L	0.24
o-Xylene	ND	1.0	ug/L	0.14
m-Xylene & p-Xylene	ND	2.0	ug/L	0.24
cis-1,2-Dichloroethene	ND	1.0	ug/L	0.17
trans-1,2-Dichloroethene	ND	1.0	ug/L	0.19
Chloromethane	**0.30 J**	**1.0**	**ug/L**	**0.30**
Bromomethane	ND	1.0	ug/L	0.41
Vinyl chloride	ND	1.0	ug/L	0.22
Chloroethane	ND	1.0	ug/L	0.29
Methylene chloride	ND	2.0	ug/L	0.33
Acetone	**5.0 J**	**10**	**ug/L**	**1.1**
Carbon disulfide	ND	1.0	ug/L	0.13
1,1-Dichloroethene	ND	1.0	ug/L	0.19
1,1-Dichloroethane	ND	1.0	ug/L	0.15
1,2-Dichloroethene (total)	ND	1.0	ug/L	0.34
Chloroform	**0.90 J**	**1.0**	**ug/L**	**0.16**
1,2-Dichloroethane	ND	1.0	ug/L	0.22
2-Butanone	**1.9 J**	**10**	**ug/L**	**0.57**
1,1,1-Trichloroethane	ND	1.0	ug/L	0.22
Carbon tetrachloride	ND	1.0	ug/L	0.13
Bromodichloromethane	ND	1.0	ug/L	0.15
1,2-Dichloropropane	ND	1.0	ug/L	0.18
cis-1,3-Dichloropropene	ND	1.0	ug/L	0.14
Trichloroethene	ND	1.0	ug/L	0.17
Dibromochloromethane	ND	1.0	ug/L	0.18
1,1,2-Trichloroethane	ND	1.0	ug/L	0.27
Benzene	ND	1.0	ug/L	0.13
trans-1,3-Dichloropropene	ND	1.0	ug/L	0.19
Bromoform	ND	1.0	ug/L	0.64
4-Methyl-2-pentanone	ND	10	ug/L	0.32
2-Hexanone	ND	10	ug/L	0.41
Tetrachloroethene	ND	1.0	ug/L	0.29
1,1,2,2-Tetrachloroethane	ND	1.0	ug/L	0.18
Toluene	**0.41 J**	**1.0**	**ug/L**	**0.13**
Chlorobenzene	ND	1.0	ug/L	0.15
Ethylbenzene	ND	1.0	ug/L	0.17

(Continued on next page)

Environmental Quality Mgt., Inc.

Client Sample ID: FWGEQUIPRINSE1-0609-GW

GC/MS Volatiles

Lot-Sample #...: A8A290102-012 Work Order #...: KF7W71AA Matrix.....: WQ

PARAMETER	RESULT	REPORTING LIMIT	UNITS	MDL
Styrene	ND	1.0	ug/L	0.11
Xylenes (total)	ND	2.0	ug/L	0.28

SURROGATE	PERCENT RECOVERY	RECOVERY LIMITS
Dibromofluoromethane	92	(50 - 150)
1,2-Dichloroethane-d4	88	(50 - 150)
Toluene-d8	92	(50 - 150)
4-Bromofluorobenzene	93	(50 - 150)

NOTE(S):

J Estimated result. Result is less than RL.

Environmental Quality Mgt., Inc.

Client Sample ID: FWGLL1mw-079C-0568-GW

GC/MS Volatiles

Lot-Sample #...: A8A290102-013 **Work Order #...:** KF7W91AA **Matrix.....:** WG
Date Sampled...: 01/28/08 13:30 **Date Received..:** 01/29/08
Prep Date.....: 02/04/08 **Analysis Date..:** 02/04/08
Prep Batch #...: 8035147
Dilution Factor: 1 **Initial Wgt/Vol:** 5 mL **Final Wgt/Vol..:** 5 mL
Method.....: SW846 8260B

PARAMETER	RESULT	REPORTING LIMIT	UNITS	MDL
Bromochloromethane	ND	1.0	ug/L	0.29
1,2-Dibromoethane	ND	1.0	ug/L	0.24
o-Xylene	ND	1.0	ug/L	0.14
m-Xylene & p-Xylene	ND	2.0	ug/L	0.24
cis-1,2-Dichloroethene	ND	1.0	ug/L	0.17
trans-1,2-Dichloroethene	ND	1.0	ug/L	0.19
Chloromethane	ND	1.0	ug/L	0.30
Bromomethane	ND	1.0	ug/L	0.41
Vinyl chloride	ND	1.0	ug/L	0.22
Chloroethane	ND	1.0	ug/L	0.29
Methylene chloride	ND	2.0	ug/L	0.33
Acetone	ND	10	ug/L	1.1
Carbon disulfide	ND	1.0	ug/L	0.13
1,1-Dichloroethene	ND	1.0	ug/L	0.19
1,1-Dichloroethane	ND	1.0	ug/L	0.15
1,2-Dichloroethene (total)	ND	1.0	ug/L	0.34
Chloroform	ND	1.0	ug/L	0.16
1,2-Dichloroethane	ND	1.0	ug/L	0.22
2-Butanone	ND	10	ug/L	0.57
1,1,1-Trichloroethane	ND	1.0	ug/L	0.22
Carbon tetrachloride	ND	1.0	ug/L	0.13
Bromodichloromethane	ND	1.0	ug/L	0.15
1,2-Dichloropropane	ND	1.0	ug/L	0.18
cis-1,3-Dichloropropene	ND	1.0	ug/L	0.14
Trichloroethene	ND	1.0	ug/L	0.17
Dibromochloromethane	ND	1.0	ug/L	0.18
1,1,2-Trichloroethane	ND	1.0	ug/L	0.27
Benzene	ND	1.0	ug/L	0.13
trans-1,3-Dichloropropene	ND	1.0	ug/L	0.19
Bromoform	ND	1.0	ug/L	0.64
4-Methyl-2-pentanone	ND	10	ug/L	0.32
2-Hexanone	ND	10	ug/L	0.41
Tetrachloroethene	ND	1.0	ug/L	0.29
1,1,2,2-Tetrachloroethane	ND	1.0	ug/L	0.18
Toluene	ND	1.0	ug/L	0.13
Chlorobenzene	ND	1.0	ug/L	0.15
Ethylbenzene	ND	1.0	ug/L	0.17

(Continued on next page)

Environmental Quality Mgt., Inc.

Client Sample ID: FWGLL1mw-079C-0568-GW

GC/MS Volatiles

Lot-Sample #...: A8A290102-013 **Work Order #...:** KF7W91AA **Matrix.....:** WG

PARAMETER	RESULT	REPORTING LIMIT	UNITS	MDL
Styrene	ND	1.0	ug/L	0.11
Xylenes (total)	ND	2.0	ug/L	0.28

SURROGATE	PERCENT RECOVERY	RECOVERY LIMITS
Dibromofluoromethane	95	(50 - 150)
1,2-Dichloroethane-d4	89	(50 - 150)
Toluene-d8	91	(50 - 150)
4-Bromofluorobenzene	94	(50 - 150)

Environmental Quality Mgt., Inc.

Client Sample ID: FWGTEAM3-TRIP

GC/MS Volatiles

Lot-Sample #...: A8A290102-015 **Work Order #...:** KF7XD1AA **Matrix.....:** WQ
Date Sampled...: 01/28/08 09:00 **Date Received..:** 01/29/08
Prep Date.....: 02/04/08 **Analysis Date..:** 02/04/08
Prep Batch #...: 8035147
Dilution Factor: 1 **Initial Wgt/Vol:** 5 mL **Final Wgt/Vol..:** 5 mL
Method.....: SW846 8260B

PARAMETER	RESULT	REPORTING LIMIT	UNITS	MDL
Bromochloromethane	ND	1.0	ug/L	0.29
1,2-Dibromoethane	ND	1.0	ug/L	0.24
o-Xylene	ND	1.0	ug/L	0.14
m-Xylene & p-Xylene	ND	2.0	ug/L	0.24
cis-1,2-Dichloroethene	ND	1.0	ug/L	0.17
trans-1,2-Dichloroethene	ND	1.0	ug/L	0.19
Chloromethane	ND	1.0	ug/L	0.30
Bromomethane	ND	1.0	ug/L	0.41
Vinyl chloride	ND	1.0	ug/L	0.22
Chloroethane	ND	1.0	ug/L	0.29
Methylene chloride	ND	2.0	ug/L	0.33
Acetone	**6.2 J**	**10**	**ug/L**	**1.1**
Carbon disulfide	ND	1.0	ug/L	0.13
1,1-Dichloroethene	ND	1.0	ug/L	0.19
1,1-Dichloroethane	ND	1.0	ug/L	0.15
1,2-Dichloroethene (total)	ND	1.0	ug/L	0.34
Chloroform	ND	1.0	ug/L	0.16
1,2-Dichloroethane	ND	1.0	ug/L	0.22
2-Butanone	ND	10	ug/L	0.57
1,1,1-Trichloroethane	ND	1.0	ug/L	0.22
Carbon tetrachloride	ND	1.0	ug/L	0.13
Bromodichloromethane	ND	1.0	ug/L	0.15
1,2-Dichloropropane	ND	1.0	ug/L	0.18
cis-1,3-Dichloropropene	ND	1.0	ug/L	0.14
Trichloroethene	ND	1.0	ug/L	0.17
Dibromochloromethane	ND	1.0	ug/L	0.18
1,1,2-Trichloroethane	ND	1.0	ug/L	0.27
Benzene	ND	1.0	ug/L	0.13
trans-1,3-Dichloropropene	ND	1.0	ug/L	0.19
Bromoform	ND	1.0	ug/L	0.64
4-Methyl-2-pentanone	ND	10	ug/L	0.32
2-Hexanone	ND	10	ug/L	0.41
Tetrachloroethene	ND	1.0	ug/L	0.29
1,1,2,2-Tetrachloroethane	ND	1.0	ug/L	0.18
Toluene	ND	1.0	ug/L	0.13
Chlorobenzene	ND	1.0	ug/L	0.15
Ethylbenzene	ND	1.0	ug/L	0.17

(Continued on next page)

Environmental Quality Mgt., Inc.

Client Sample ID: FWGTEAM3-TRIP

GC/MS Volatiles

Lot-Sample #...: A8A290102-015 **Work Order #...:** KF7XD1AA **Matrix.....:** WQ

PARAMETER	RESULT	REPORTING LIMIT	UNITS	MDL
Styrene	ND	1.0	ug/L	0.11
Xylenes (total)	ND	2.0	ug/L	0.28

SURROGATE	PERCENT RECOVERY	RECOVERY LIMITS
Dibromofluoromethane	92	(50 - 150)
1,2-Dichloroethane-d4	86	(50 - 150)
Toluene-d8	90	(50 - 150)
4-Bromofluorobenzene	92	(50 - 150)

NOTE(S):

J Estimated result. Result is less than RL.

Environmental Quality Mgt., Inc.

Client Sample ID: FWGLL1mw-065C-0567-GW

GC/MS Volatiles

Lot-Sample #...: A8A290102-016 **Work Order #...:** KF7XE1AA **Matrix.....:** WG
Date Sampled...: 01/28/08 17:15 **Date Received..:** 01/29/08
Prep Date.....: 02/04/08 **Analysis Date..:** 02/04/08
Prep Batch #...: 8035147
Dilution Factor: 1 **Initial Wgt/Vol:** 5 mL **Final Wgt/Vol..:** 5 mL
Method.....: SW846 8260B

PARAMETER	RESULT	REPORTING LIMIT	UNITS	MDL
Bromochloromethane	ND	1.0	ug/L	0.29
1,2-Dibromoethane	ND	1.0	ug/L	0.24
o-Xylene	ND	1.0	ug/L	0.14
m-Xylene & p-Xylene	ND	2.0	ug/L	0.24
cis-1,2-Dichloroethene	ND	1.0	ug/L	0.17
trans-1,2-Dichloroethene	ND	1.0	ug/L	0.19
Chloromethane	***0.32 J***	**1.0**	**ug/L**	**0.30**
Bromomethane	ND	1.0	ug/L	0.41
Vinyl chloride	ND	1.0	ug/L	0.22
Chloroethane	ND	1.0	ug/L	0.29
Methylene chloride	ND	2.0	ug/L	0.33
Acetone	ND	10	ug/L	1.1
Carbon disulfide	ND	1.0	ug/L	0.13
1,1-Dichloroethene	ND	1.0	ug/L	0.19
1,1-Dichloroethane	ND	1.0	ug/L	0.15
1,2-Dichloroethene (total)	ND	1.0	ug/L	0.34
Chloroform	ND	1.0	ug/L	0.16
1,2-Dichloroethane	ND	1.0	ug/L	0.22
2-Butanone	ND	10	ug/L	0.57
1,1,1-Trichloroethane	ND	1.0	ug/L	0.22
Carbon tetrachloride	ND	1.0	ug/L	0.13
Bromodichloromethane	ND	1.0	ug/L	0.15
1,2-Dichloropropane	ND	1.0	ug/L	0.18
cis-1,3-Dichloropropene	ND	1.0	ug/L	0.14
Trichloroethene	ND	1.0	ug/L	0.17
Dibromochloromethane	ND	1.0	ug/L	0.18
1,1,2-Trichloroethane	ND	1.0	ug/L	0.27
Benzene	ND	1.0	ug/L	0.13
trans-1,3-Dichloropropene	ND	1.0	ug/L	0.19
Bromoform	ND	1.0	ug/L	0.64
4-Methyl-2-pentanone	ND	10	ug/L	0.32
2-Hexanone	ND	10	ug/L	0.41
Tetrachloroethene	ND	1.0	ug/L	0.29
1,1,2,2-Tetrachloroethane	ND	1.0	ug/L	0.18
Toluene	ND	1.0	ug/L	0.13
Chlorobenzene	ND	1.0	ug/L	0.15
Ethylbenzene	ND	1.0	ug/L	0.17

(Continued on next page)

Environmental Quality Mgt., Inc.

Client Sample ID: FWGLL1mw-065C-0567-GW

GC/MS Volatiles

Lot-Sample #...: A8A290102-016 Work Order #...: KF7XE1AA Matrix.....: WG

PARAMETER	RESULT	REPORTING LIMIT	UNITS	MDL
Styrene	ND	1.0	ug/L	0.11
Xylenes (total)	ND	2.0	ug/L	0.28

SURROGATE	PERCENT RECOVERY	RECOVERY LIMITS
Dibromofluoromethane	91	(50 - 150)
1,2-Dichloroethane-d4	86	(50 - 150)
Toluene-d8	91	(50 - 150)
4-Bromofluorobenzene	93	(50 - 150)

NOTE(S):

J Estimated result. Result is less than RL.

Environmental Quality Mgt., Inc.

Client Sample ID: FWGLL2mw-270C-0574-GW

GC/MS Volatiles

Lot-Sample #...: A8A290102-018 Work Order #...: KF7XG1AA Matrix.....: WG
Date Sampled...: 01/28/08 10:50 Date Received..: 01/29/08
Prep Date.....: 02/04/08 Analysis Date..: 02/04/08
Prep Batch #...: 8035147
Dilution Factor: 1 Initial Wgt/Vol: 5 mL Final Wgt/Vol..: 5 mL
Method.....: SW846 8260B

PARAMETER	RESULT	REPORTING LIMIT	UNITS	MDL
Bromochloromethane	ND	1.0	ug/L	0.29
1,2-Dibromoethane	ND	1.0	ug/L	0.24
o-Xylene	ND	1.0	ug/L	0.14
m-Xylene & p-Xylene	ND	2.0	ug/L	0.24
cis-1,2-Dichloroethene	ND	1.0	ug/L	0.17
trans-1,2-Dichloroethene	ND	1.0	ug/L	0.19
Chloromethane	ND	1.0	ug/L	0.30
Bromomethane	ND	1.0	ug/L	0.41
Vinyl chloride	ND	1.0	ug/L	0.22
Chloroethane	ND	1.0	ug/L	0.29
Methylene chloride	ND	2.0	ug/L	0.33
Acetone	ND	10	ug/L	1.1
Carbon disulfide	ND	1.0	ug/L	0.13
1,1-Dichloroethene	ND	1.0	ug/L	0.19
1,1-Dichloroethane	ND	1.0	ug/L	0.15
1,2-Dichloroethene (total)	ND	1.0	ug/L	0.34
Chloroform	ND	1.0	ug/L	0.16
1,2-Dichloroethane	ND	1.0	ug/L	0.22
2-Butanone	ND	10	ug/L	0.57
1,1,1-Trichloroethane	ND	1.0	ug/L	0.22
Carbon tetrachloride	ND	1.0	ug/L	0.13
Bromodichloromethane	ND	1.0	ug/L	0.15
1,2-Dichloropropane	ND	1.0	ug/L	0.18
cis-1,3-Dichloropropene	ND	1.0	ug/L	0.14
Trichloroethene	ND	1.0	ug/L	0.17
Dibromochloromethane	ND	1.0	ug/L	0.18
1,1,2-Trichloroethane	ND	1.0	ug/L	0.27
Benzene	ND	1.0	ug/L	0.13
trans-1,3-Dichloropropene	ND	1.0	ug/L	0.19
Bromoform	ND	1.0	ug/L	0.64
4-Methyl-2-pentanone	ND	10	ug/L	0.32
2-Hexanone	ND	10	ug/L	0.41
Tetrachloroethene	ND	1.0	ug/L	0.29
1,1,2,2-Tetrachloroethane	ND	1.0	ug/L	0.18
Toluene	ND	1.0	ug/L	0.13
Chlorobenzene	ND	1.0	ug/L	0.15
Ethylbenzene	ND	1.0	ug/L	0.17

(Continued on next page)

Environmental Quality Mgt., Inc.

Client Sample ID: FWGLL2mw-270C-0574-GW

GC/MS Volatiles

Lot-Sample #...: A8A290102-018 **Work Order #...:** KF7XG1AA **Matrix.....:** WG

PARAMETER	RESULT	REPORTING LIMIT	UNITS	MDL
Styrene	ND	1.0	ug/L	0.11
Xylenes (total)	ND	2.0	ug/L	0.28

SURROGATE	PERCENT RECOVERY	RECOVERY LIMITS
Dibromofluoromethane	91	(50 - 150)
1,2-Dichloroethane-d4	87	(50 - 150)
Toluene-d8	92	(50 - 150)
4-Bromofluorobenzene	96	(50 - 150)

Environmental Quality Mgt., Inc.

Client Sample ID: FWGLL2mw-268C-0573-GW

GC/MS Volatiles

Lot-Sample #...: A8A290102-020 **Work Order #...:** KF7XM1AA **Matrix.....:** WG
Date Sampled...: 01/28/08 12:30 **Date Received..:** 01/29/08
Prep Date.....: 02/04/08 **Analysis Date..:** 02/04/08
Prep Batch #...: 8035147
Dilution Factor: 1 **Initial Wgt/Vol:** 5 mL **Final Wgt/Vol..:** 5 mL
Method.....: SW846 8260B

PARAMETER	RESULT	REPORTING LIMIT	UNITS	MDL
Bromochloromethane	ND	1.0	ug/L	0.29
1,2-Dibromoethane	ND	1.0	ug/L	0.24
o-Xylene	ND	1.0	ug/L	0.14
m-Xylene & p-Xylene	ND	2.0	ug/L	0.24
cis-1,2-Dichloroethene	ND	1.0	ug/L	0.17
trans-1,2-Dichloroethene	ND	1.0	ug/L	0.19
Chloromethane	ND	1.0	ug/L	0.30
Bromomethane	ND	1.0	ug/L	0.41
Vinyl chloride	ND	1.0	ug/L	0.22
Chloroethane	ND	1.0	ug/L	0.29
Methylene chloride	ND	2.0	ug/L	0.33
Acetone	**5.4 J**	**10**	**ug/L**	**1.1**
Carbon disulfide	ND	1.0	ug/L	0.13
1,1-Dichloroethene	ND	1.0	ug/L	0.19
1,1-Dichloroethane	ND	1.0	ug/L	0.15
1,2-Dichloroethene (total)	ND	1.0	ug/L	0.34
Chloroform	ND	1.0	ug/L	0.16
1,2-Dichloroethane	ND	1.0	ug/L	0.22
2-Butanone	ND	10	ug/L	0.57
1,1,1-Trichloroethane	ND	1.0	ug/L	0.22
Carbon tetrachloride	ND	1.0	ug/L	0.13
Bromodichloromethane	ND	1.0	ug/L	0.15
1,2-Dichloropropane	ND	1.0	ug/L	0.18
cis-1,3-Dichloropropene	ND	1.0	ug/L	0.14
Trichloroethene	ND	1.0	ug/L	0.17
Dibromochloromethane	ND	1.0	ug/L	0.18
1,1,2-Trichloroethane	ND	1.0	ug/L	0.27
Benzene	ND	1.0	ug/L	0.13
trans-1,3-Dichloropropene	ND	1.0	ug/L	0.19
Bromoform	ND	1.0	ug/L	0.64
4-Methyl-2-pentanone	ND	10	ug/L	0.32
2-Hexanone	ND	10	ug/L	0.41
Tetrachloroethene	ND	1.0	ug/L	0.29
1,1,2,2-Tetrachloroethane	ND	1.0	ug/L	0.18
Toluene	ND	1.0	ug/L	0.13
Chlorobenzene	ND	1.0	ug/L	0.15
Ethylbenzene	ND	1.0	ug/L	0.17

(Continued on next page)

Environmental Quality Mgt., Inc.

Client Sample ID: FWGLL2mw-268C-0573-GW

GC/MS Volatiles

Lot-Sample #...: A8A290102-020 **Work Order #...:** KF7XM1AA **Matrix.....:** WG

PARAMETER	RESULT	REPORTING LIMIT	UNITS	MDL
Styrene	ND	1.0	ug/L	0.11
Xylenes (total)	ND	2.0	ug/L	0.28

SURROGATE	PERCENT RECOVERY	RECOVERY LIMITS
Dibromofluoromethane	92	(50 - 150)
1,2-Dichloroethane-d4	87	(50 - 150)
Toluene-d8	90	(50 - 150)
4-Bromofluorobenzene	92	(50 - 150)

NOTE(S):

J Estimated result. Result is less than RL.

Environmental Quality Mgt., Inc.

Client Sample ID: FWGLL2mw-261C-0570-GW

GC/MS Volatiles

Lot-Sample #...: A8A290102-022 **Work Order #...:** KF7XQ1AA **Matrix.....:** WG
Date Sampled...: 01/28/08 14:00 **Date Received..:** 01/29/08
Prep Date.....: 02/04/08 **Analysis Date..:** 02/04/08
Prep Batch #...: 8035147
Dilution Factor: 1 **Initial Wgt/Vol:** 5 mL **Final Wgt/Vol..:** 5 mL
Method.....: SW846 8260B

PARAMETER	RESULT	REPORTING LIMIT	UNITS	MDL
Bromochloromethane	ND	1.0	ug/L	0.29
1,2-Dibromoethane	ND	1.0	ug/L	0.24
o-Xylene	ND	1.0	ug/L	0.14
m-Xylene & p-Xylene	ND	2.0	ug/L	0.24
cis-1,2-Dichloroethene	ND	1.0	ug/L	0.17
trans-1,2-Dichloroethene	ND	1.0	ug/L	0.19
Chloromethane	ND	1.0	ug/L	0.30
Bromomethane	ND	1.0	ug/L	0.41
Vinyl chloride	ND	1.0	ug/L	0.22
Chloroethane	ND	1.0	ug/L	0.29
Methylene chloride	ND	2.0	ug/L	0.33
Acetone	ND	10	ug/L	1.1
Carbon disulfide	ND	1.0	ug/L	0.13
1,1-Dichloroethene	ND	1.0	ug/L	0.19
1,1-Dichloroethane	ND	1.0	ug/L	0.15
1,2-Dichloroethene (total)	ND	1.0	ug/L	0.34
Chloroform	ND	1.0	ug/L	0.16
1,2-Dichloroethane	ND	1.0	ug/L	0.22
2-Butanone	ND	10	ug/L	0.57
1,1,1-Trichloroethane	ND	1.0	ug/L	0.22
Carbon tetrachloride	ND	1.0	ug/L	0.13
Bromodichloromethane	ND	1.0	ug/L	0.15
1,2-Dichloropropane	ND	1.0	ug/L	0.18
cis-1,3-Dichloropropene	ND	1.0	ug/L	0.14
Trichloroethene	ND	1.0	ug/L	0.17
Dibromochloromethane	ND	1.0	ug/L	0.18
1,1,2-Trichloroethane	ND	1.0	ug/L	0.27
Benzene	ND	1.0	ug/L	0.13
trans-1,3-Dichloropropene	ND	1.0	ug/L	0.19
Bromoform	ND	1.0	ug/L	0.64
4-Methyl-2-pentanone	ND	10	ug/L	0.32
2-Hexanone	ND	10	ug/L	0.41
Tetrachloroethene	ND	1.0	ug/L	0.29
1,1,2,2-Tetrachloroethane	ND	1.0	ug/L	0.18
Toluene	ND	1.0	ug/L	0.13
Chlorobenzene	ND	1.0	ug/L	0.15
Ethylbenzene	ND	1.0	ug/L	0.17

(Continued on next page)

Environmental Quality Mgt., Inc.

Client Sample ID: FWGLL2mw-261C-0570-GW

GC/MS Volatiles

Lot-Sample #...: A8A290102-022 Work Order #...: KF7XQ1AA Matrix.....: WG

PARAMETER	RESULT	REPORTING LIMIT	UNITS	MDL
Styrene	ND	1.0	ug/L	0.11
Xylenes (total)	ND	2.0	ug/L	0.28

SURROGATE	PERCENT RECOVERY	RECOVERY LIMITS
Dibromofluoromethane	91	(50 - 150)
1,2-Dichloroethane-d4	88	(50 - 150)
Toluene-d8	90	(50 - 150)
4-Bromofluorobenzene	93	(50 - 150)

Environmental Quality Mgt., Inc.

Client Sample ID: FWGTEAM1-TRIP

GC/MS Volatiles

Lot-Sample #...: A8A290102-024 **Work Order #...:** KF7XV1AA **Matrix.....:** WQ
Date Sampled...: 01/28/08 08:00 **Date Received..:** 01/29/08
Prep Date.....: 02/04/08 **Analysis Date..:** 02/04/08
Prep Batch #...: 8035147
Dilution Factor: 1 ***Initial Wgt/Vol:*** 5 mL ***Final Wgt/Vol..:*** 5 mL
Method.....: SW846 8260B

PARAMETER	RESULT	REPORTING LIMIT	UNITS	MDL
Bromochloromethane	ND	1.0	ug/L	0.29
1,2-Dibromoethane	ND	1.0	ug/L	0.24
o-Xylene	ND	1.0	ug/L	0.14
m-Xylene & p-Xylene	ND	2.0	ug/L	0.24
cis-1,2-Dichloroethene	ND	1.0	ug/L	0.17
trans-1,2-Dichloroethene	ND	1.0	ug/L	0.19
Chloromethane	ND	1.0	ug/L	0.30
Bromomethane	ND	1.0	ug/L	0.41
Vinyl chloride	ND	1.0	ug/L	0.22
Chloroethane	ND	1.0	ug/L	0.29
Methylene chloride	ND	2.0	ug/L	0.33
Acetone	**4.6 J**	**10**	**ug/L**	**1.1**
Carbon disulfide	ND	1.0	ug/L	0.13
1,1-Dichloroethene	ND	1.0	ug/L	0.19
1,1-Dichloroethane	ND	1.0	ug/L	0.15
1,2-Dichloroethene (total)	ND	1.0	ug/L	0.34
Chloroform	ND	1.0	ug/L	0.16
1,2-Dichloroethane	ND	1.0	ug/L	0.22
2-Butanone	ND	10	ug/L	0.57
1,1,1-Trichloroethane	ND	1.0	ug/L	0.22
Carbon tetrachloride	ND	1.0	ug/L	0.13
Bromodichloromethane	ND	1.0	ug/L	0.15
1,2-Dichloropropane	ND	1.0	ug/L	0.18
cis-1,3-Dichloropropene	ND	1.0	ug/L	0.14
Trichloroethene	ND	1.0	ug/L	0.17
Dibromochloromethane	ND	1.0	ug/L	0.18
1,1,2-Trichloroethane	ND	1.0	ug/L	0.27
Benzene	ND	1.0	ug/L	0.13
trans-1,3-Dichloropropene	ND	1.0	ug/L	0.19
Bromoform	ND	1.0	ug/L	0.64
4-Methyl-2-pentanone	ND	10	ug/L	0.32
2-Hexanone	ND	10	ug/L	0.41
Tetrachloroethene	ND	1.0	ug/L	0.29
1,1,2,2-Tetrachloroethane	ND	1.0	ug/L	0.18
Toluene	ND	1.0	ug/L	0.13
Chlorobenzene	ND	1.0	ug/L	0.15
Ethylbenzene	ND	1.0	ug/L	0.17

(Continued on next page)

Environmental Quality Mgt., Inc.

Client Sample ID: FWGTEAM1-TRIP

GC/MS Volatiles

Lot-Sample #...: A8A290102-024 **Work Order #...:** KF7XV1AA **Matrix.....:** WQ

PARAMETER	RESULT	REPORTING LIMIT	UNITS	MDL
Styrene	ND	1.0	ug/L	0.11
Xylenes (total)	ND	2.0	ug/L	0.28

SURROGATE	PERCENT RECOVERY	RECOVERY LIMITS
Dibromofluoromethane	94	(50 - 150)
1,2-Dichloroethane-d4	87	(50 - 150)
Toluene-d8	90	(50 - 150)
4-Bromofluorobenzene	91	(50 - 150)

NOTE(S):

J Estimated result. Result is less than RL.

Report Date : 04-Feb-2008 09:24

TestAmerica North Canton

INITIAL CALIBRATION DATA

Start Cal Date : 04-APR-2007 11:08
End Cal Date : 01-FEB-2008 12:35
Quant Method : ISTD
Target Version : 4.14
Integrator : HP RTE
Method file : \\cansvr11\dd\chem\MSV\a3ux11.i\J80201A-IC.b\8260LLUX11.m
Last Edit : 01-Feb-2008 13:47 evansl

Calibration File Names:
Level 1: \\cansvr11\dd\chem\MSV\a3ux11.i\J70917A-IC.b\UXJ5749.D
Level 2: \\cansvr11\dd\chem\MSV\a3ux11.i\J70917A-IC.b\UXJ5748.D
Level 3: \\cansvr11\dd\chem\MSV\a3ux11.i\J70917A-IC.b\UXJ5747.D
Level 4: \\cansvr11\dd\chem\MSV\a3ux11.i\J70917A-IC.b\UXJ5746.D
Level 5: \\cansvr11\dd\chem\MSV\a3ux11.i\J70917A-IC.b\UXJ5745.D
Level 6: \\cansvr11\dd\chem\MSV\a3ux11.i\J70917A-IC.b\UXJ5744.D

Compound	5.0000 Level 1	10.0000 Level 2	25.0000 Level 3	50.0000 Level 4	100.0000 Level 5	200.0000 Level 6	Curve	Coefficients b	m1	m2	%RSD or R^2
8 Dichlorodifluoromethane	0.30049	0.27551	0.30048	0.27892	0.28186	0.27087	AVRG		0.28469		4.48650
9 Chloromethane	0.43547	0.45187	0.42132	0.40746	0.41674	0.40418	AVRG		0.42284		4.26504
10 Vinyl Chloride	0.46229	0.44372	0.44371	0.42566	0.43961	0.42783	AVRG		0.44047		3.00687
11 Bromomethane	0.21162	0.19904	0.22337	0.19745	0.21208	0.20234	AVRG		0.20765		4.76147
12 Chloroethane	0.25585	0.22697	0.25293	0.24071	0.24676	0.23273	AVRG		0.24266		4.68050
13 Trichlorofluoromethane	0.30533	0.29502	0.30871	0.29374	0.31779	0.32506	AVRG		0.30761		4.02283
14 Dichlorofluoromethane	0.88629	0.92246	0.79417	0.81626	0.83313	0.85388	AVRG		0.85103		5.54057
15 Acrolein	0.05681	0.05375	0.05000	0.05092	0.05197	0.04979	AVRG		0.05221		5.14307
16 Acetone	70080	83473	152088	275811	488345	914349	WLINR	-0.39207	0.06575		0.99898
17 1,1-Dichloroethene	0.42075	0.45004	0.38405	0.38523	0.40410	0.39497	AVRG		0.40652		6.21704
18 Freon-113	0.30166	0.28924	0.25896	0.26932	0.27511	0.26426	AVRG		0.27642		5.84676
19 Iodomethane	0.60154	0.60720	0.56047	0.58488	0.60324	0.59251	AVRG		0.59164		2.92039
20 Carbon Disulfide	1.11741	1.07690	1.02520	1.04071	1.08821	1.07223	AVRG		1.07011		3.09871
21 Methylene Chloride	164273	211551	398928	732152	1434089	2686555	WLINR	-0.13073	0.39017		0.99903

Report Date : 04-Feb-2008 09:24

TestAmerica North Canton

INITIAL CALIBRATION DATA

Start Cal Date : 04-APR-2007 11:08
End Cal Date : 01-FEB-2008 12:35
Quant Method : ISTD
Target Version : 4.14
Integrator : HP RTE
Method file : \\cansvr11\dd\chem\MSV\a3ux11.i\J80201A-IC.b\8260LLUX11.m
Last Edit : 01-Feb-2008 13:47 evansl

	Compound	5.0000 Level 1	10.0000 Level 2	25.0000 Level 3	50.0000 Level 4	100.0000 Level 5	200.0000 Level 6	Curve	Coefficients b	Coefficients m1	Coefficients m2	%RSD or R^2
	22 Acetonitrile	223814	246951	406820	691282	1287123	2313423	WLINR	-2.74065	0.03258		0.99758
	23 Acrylonitrile	63652	92257	214982	380664	764892	1463489	WLINR	-0.12895	0.10833		0.99943
	24 Methyl tert-butyl ether	0.91767	0.91111	0.86032	0.87587	0.94560	0.89198	AVRG		0.90043		3.41749
	25 trans-1,2-Dichloroethene	0.43017	0.41250	0.35805	0.36204	0.37003	0.35641	AVRG		0.38153		8.30418
	26 Hexane	0.10381	0.09397	0.08133	0.08500	0.08374	0.07831	AVRG		0.08770		10.82211
	27 Vinyl acetate	0.70505	0.71839	0.63714	0.62248	0.63178	0.61795	AVRG		0.65547		6.75788
	28 1,1-Dichloroethane	0.59555	0.61024	0.55162	0.59239	0.60891	0.58761	AVRG		0.59105		3.60964
	29 tert-Butyl Alcohol	0.02504	0.02321	0.02332	0.02181	0.02174	0.02061	AVRG		0.02262		6.89773
	30 2-Butanone	66015	111170	231069	430069	876656	1666957	WLINR	-0.11118	0.12377		0.99944
M	31 1,2-Dichloroethene (total)	0.42740	0.41399	0.36399	0.37205	0.37900	0.36671	AVRG		0.38719		6.91970
	32 cis-1,2-dichloroethene	0.42463	0.41547	0.36993	0.38205	0.38796	0.37702	AVRG		0.39284		5.62176
	33 2,2-Dichloropropane	0.28170	0.29585	0.27293	0.30021	0.29442	0.28242	AVRG		0.28792		3.64160
	34 Bromochloromethane	0.19887	0.19072	0.17875	0.18927	0.19481	0.18558	AVRG		0.18967		3.71529
	35 Chloroform	0.62468	0.57908	0.54956	0.56818	0.58244	0.56387	AVRG		0.57797		4.44809
	36 Tetrahydrofuran	23481	34487	77238	159143	304484	587979	WLINR	-0.04562	0.08752		0.99925
	37 1,1,1-Trichloroethane	0.38709	0.39813	0.37605	0.40763	0.40991	0.39157	AVRG		0.39506		3.25145
	38 1,1-Dichloropropene	0.47579	0.49531	0.44864	0.46708	0.47851	0.46855	AVRG		0.47232		3.25413
	39 Carbon Tetrachloride	0.35144	0.35751	0.33969	0.35978	0.37530	0.35716	AVRG		0.35681		3.25238
	40 1,2-Dichloroethane	0.43536	0.43701	0.40908	0.42832	0.43405	0.42141	AVRG		0.42754		2.50195
	41 Benzene	1.89959	1.67499	1.49642	1.53665	1.61827	1.56826	AVRG		1.63236		8.88507
	42 Trichloroethene	0.41055	0.42064	0.38443	0.40094	0.42656	0.40930	AVRG		0.40874		3.65276
	43 1,2-Dichloropropane	0.42081	0.41126	0.37993	0.40163	0.41094	0.39971	AVRG		0.40405		3.47763

Data File: \\cansvr11\dd\chem\MSV\a3ux11.i\J80107A.b\UXJ8941.D
Report Date: 07-Jan-2008 12:28

TestAmerica North Canton

VOLATILE REPORT SW-846 Method

Data file : \\cansvr11\dd\chem\MSV\a3ux11.i\J80107A.b\UXJ8941.D
Lab Smp Id: QCMDL
Inj Date : 07-JAN-2008 12:12
Operator : 43582 Inst ID: a3ux11.i
Smp Info : QCMDL
Misc Info : J80107A,8260LLUX11,,43582,3
Comment :
Method : \\cansvr11\dd\chem\MSV\a3ux11.i\J80107A.b\8260LLUX11.m
Meth Date : 07-Jan-2008 12:13 evansl Quant Type: ISTD
Cal Date : 17-SEP-2007 16:56 Cal File: UXJ5744.D
Als bottle: 6 QC Sample: METHSPIKE
Dil Factor: 1.00000
Integrator: HP RTE Compound Sublist: 4-8260+IX.sub
Target Version: 4.14
Processing Host: CANSVR11

Concentration Formula: Amt * DF * 1/Vo * CpndVariable

Name	Value	Description
DF	1.000	Dilution Factor
Vo	5.000	Sample volume
Va	100.000	Injection Volume
Cpnd Variable		Local Compound Variable

	Compounds	QUANT SIG MASS	RT	EXP RT	REL RT	RESPONSE	CONCENTRATIONS ON-COLUMN (ng)	FINAL (ug/L)
* 1	Fluorobenzene	96	5.185	5.186	(1.000)	1623551	50.0000	
* 2	Chlorobenzene-d5	117	7.848	7.848	(1.000)	1352801	50.0000	
* 3	1,4-Dichlorobenzene-d4	152	10.084	10.084	(1.000)	762467	50.0000	
$ 4	Dibromofluoromethane	113	4.617	4.618	(0.890)	472514	46.2185	9.244
$ 5	1,2-Dichloroethane-d4	65	4.901	4.902	(0.945)	642973	41.6560	8.331
$ 6	Toluene-d8	98	6.534	6.534	(0.833)	1924004	48.2559	9.651
$ 7	Bromofluorobenzene	95	8.960	8.948	(1.142)	832941	46.4365	9.287
8	Dichlorodifluoromethane	85	1.541	1.541	(0.297)	35439	2.84967	0.5699
9	Chloromethane	50	1.683	1.683	(0.325)	70354	3.38345	0.6767
10	Vinyl Chloride	62	1.778	1.789	(0.343)	50591	2.73604	0.5472
11	Bromomethane	94	2.073	2.073	(0.400)	35198	4.43595	0.8872
12	Chloroethane	64	2.168	2.168	(0.418)	34209	3.09793	0.6196
13	Trichlorofluoromethane	101	2.381	2.381	(0.459)	35098	2.11596	0.4232
15	Acrolein	56	Compound Not Detected.					
16	Acetone	43	Compound Not Detected.					
17	1,1-Dichloroethene	96	2.819	2.807	(0.544)	49681	3.68249	0.7365(R)
18	Freon-113	151	2.807	2.819	(0.541)	32983	3.85420	0.7708
19	Iodomethane	142	2.949	2.949	(0.569)	56992	3.36347	0.6727
20	Carbon Disulfide	76	3.008	3.008	(0.580)	111518	3.02183	0.6044
21	Methylene Chloride	84	3.198	3.209	(0.617)	61777	1.43405	0.2868

22 Acetonitrile	41	3.056	3.067 (0.589)	78325	39.5952	7.919
23 Acrylenitrile	53	3.387	3.387 (0.653)	33721	6.90976	1.382

Data File: \\cansvr11\dd\chem\MSV\a3ux11.i\J80107A.b\UXJ8941.D
Report Date: 07-Jan-2008 12:28

			QUANT SIG MASS	RT	EXP RT	REL RT	RESPONSE	CONCENTRATIONS ON-COLUMN (ng)	FINAL (ug/L)	
	24	Methyl tert-butyl ether	73	3.422	3.422	(0.660)	93434	3.01680	0.6034	
	25	trans-1,2-Dichloroethene	96	3.422	3.422	(0.660)	36577	3.16760	0.6335	
	26	Hexane	86	3.635	3.635	(0.701)	9034	3.25135	0.6503	
	27	Vinyl acetate	43	3.789	3.789	(0.731)	55142	2.40935	0.4819	
	28	1,1-Dichloroethane	63	3.766	3.766	(0.726)	63270	2.81741	0.5635	
	29	tert-Butyl Alcohol	59	3.280	3.269	(0.633)	56606	68.8886	13.778	
	30	2-Butanone	43	Compound Not Detected.						
M	31	1,2-Dichloroethene (total)	96				70366	5.92608	1.185	
	32	cis-1,2-dichloroethene	96	4.239	4.239	(0.817)	33789	2.75848	0.5517	
	33	2,2-Dichloropropane	77	4.239	4.239	(0.817)	29704	3.27146	0.6543	
	34	Bromochloromethane	128	4.428	4.428	(0.854)	15801	2.67176	0.5344	
	35	Chloroform	83	4.487	4.487	(0.865)	59257	2.73421	0.5468	
	36	Tetrahydrofuran	42	Compound Not Detected.						
	37	1,1,1-Trichloroethane	97	4.653	4.653	(0.897)	36648	2.63247	0.5265	
	38	1,1-Dichloropropene	75	4.783	4.783	(0.922)	45635	2.74939	0.5499	
	39	Carbon Tetrachloride	117	4.795	4.795	(0.925)	30380	2.61136	0.5223	
	40	1,2-Dichloroethane	62	4.972	4.973	(0.959)	47123	2.53719	0.5074	
	41	Benzene	78	4.961	4.961	(0.957)	198298	3.69348	0.7387	(R)
	42	Trichloroethene	130	5.493	5.493	(1.059)	34684	2.79953	0.5599	(R)
	43	1,2-Dichloropropane	63	5.682	5.683	(1.096)	36201	2.54831	0.5097	
	44	1,4-Dioxane	88	5.801	5.789	(1.119)	9205	81.2257	16.245	
	45	Dibromomethane	93	5.777	5.789	(1.114)	19338	2.56343	0.5127	
	46	Bromodichloromethane	83	5.907	5.907	(1.139)	35844	2.30785	0.4616	
	47	2-Chloroethyl vinyl ether	63	6.156	6.156	(1.187)	24228	3.07782	0.6156	
	48	cis-1,3-Dichloropropene	75	6.298	6.298	(1.214)	39859	2.08655	0.4173	
	49	4-Methyl-2-pentanone	43	6.416	6.416	(1.237)	48167	3.85624	0.7712	
	50	Toluene	91	6.594	6.594	(0.840)	152206	3.00048	0.6001	(R)
	51	trans-1,3-Dichloropropene	75	6.771	6.771	(0.863)	37431	2.37597	0.4752	
	52	Ethyl Methacrylate	69	6.842	6.842	(0.872)	30606	2.12557	0.4251	
	53	1,1,2-Trichloroethane	97	6.949	6.949	(0.885)	34231	3.10143	0.6203	
	54	1,3-Dichloropropane	76	7.102	7.102	(0.905)	54919	2.64148	0.5283	
	55	Tetrachloroethene	164	7.091	7.091	(0.904)	30978	3.09447	0.6189	
	56	2-Hexanone	43	7.162	7.162	(0.913)	34709	4.29804	0.8596	
	57	Dibromochloromethane	129	7.315	7.304	(0.932)	19181	1.93043	0.3861	
	58	1,2-Dibromoethane	107	7.422	7.422	(0.946)	28052	2.58427	0.5168	
	59	Chlorobenzene	112	7.872	7.872	(1.003)	100234	2.70135	0.5403	(R)
	60	1,1,1,2-Tetrachloroethane	131	7.943	7.943	(1.012)	30656	2.66792	0.5336	
	61	Ethylbenzene	106	7.966	7.966	(1.015)	43018	2.24785	0.4496	
	62	m + p-Xylene	106	8.073	8.073	(1.029)	101921	4.09557	0.8191	
M	63	Xylenes (total)	106				147912	6.07405	1.215	
	64	Xylene-o	106	8.451	8.451	(1.077)	45991	1.97847	0.3957	
	65	Styrene	104	8.463	8.463	(1.078)	75888	1.85343	0.3707	
	66	Bromoform	173	8.653	8.653	(1.103)	13671	2.31691	0.4634	
	67	Isopropylbenzene	105	8.806	8.806	(1.122)	106301	1.96501	0.3930	
	68	1,1,2,2-Tetrachloroethane	83	9.079	9.079	(0.900)	45675	2.91562	0.5831	
	69	1,4-Dichloro-2-butene	53	Compound Not Detected.						
	70	1,2,3-Trichloropropane	110	9.126	9.138	(0.905)	13648	3.05142	0.6103	
	71	Bromobenzene	156	Compound Not Detected.						
	72	n-Propylbenzene	120	9.197	9.197	(0.912)	37545	2.23877	0.4478	
	73	2-Chlorotoluene	126	9.291	9.292	(0.921)	34721	2.28243	0.4565	
	74	1,3,5-Trimethylbenzene	105	9.374	9.374	(0.930)	100795	1.90480	0.3810	
	75	4-Chlorotoluene	126	9.398	9.398	(0.932)	34392	2.17258	0.4345	

76 tert-Butylbenzene	119	9.694	9.694 (0.961)	85457	1.93780	0.3876
77 1,2,4-Trimethylbenzene	105	9.741	9.741 (0.966)	103870	1.88441	0.3769

Data File: \\cansvr11\dd\chem\MSV\a3ux11.i\J80107A.b\UXJ8941.D
Report Date: 07-Jan-2008 12:28

	Compounds	QUANT SIG MASS	RT	EXP RT	REL RT	RESPONSE	CONCENTRATIONS ON-COLUMN (ng)	CONCENTRATIONS FINAL (ug/L)
78	sec-Butylbenzene	105	9.907	9.907	(0.982)	131536	2.03441	0.4069
79	4-Isopropyltoluene	119	10.049	10.049	(0.996)	94202	1.78616	0.3572
80	1,3-Dichlorobenzene	146	10.025	10.025	(0.994)	82418	2.65130	0.5303
81	1,4-Dichlorobenzene	146	10.108	10.108	(1.002)	90581	2.75413	0.5508
82	n-Butylbenzene	91	10.451	10.451	(1.036)	102565	2.17187	0.4344
83	1,2-Dichlorobenzene	146	10.487	10.487	(1.040)	80486	2.66056	0.5321
84	1,2-Dibromo-3-chloropropane	157	11.256	11.256	(1.116)	5116	2.37434	0.4749
85	1,2,4-Trichlorobenzene	180	12.084	12.084	(1.198)	49084	2.67064	0.5341
86	Hexachlorobutadiene	225	12.262	12.250	(1.216)	23721	3.10241	0.6205
87	Naphthalene	128	12.333	12.333	(1.223)	74730	1.89193	0.3784
88	1,2,3-Trichlorobenzene	180	12.581	12.581	(1.248)	41838	2.54262	0.5085
14	Dichlorofluoromethane	67	Compound Not Detected.					
89	Ethyl Ether	59	Compound Not Detected.					
91	3-Chloropropene	76	3.008	3.091	(0.580)	111518	17.5569	3.511
92	Isopropyl Ether	87	Compound Not Detected.					
93	2-Chloro-1,3-butadiene	53	Compound Not Detected.					
94	Propionitrile	54	Compound Not Detected.					
95	Ethyl Acetate	43	4.239	4.286	(0.817)	35045	3.10407	0.6208
96	Methacrylonitrile	41	Compound Not Detected.					
97	Isobutanol	41	4.712	4.842	(0.600)	41466	74.5319	14.906
99	n-Butanol	56	Compound Not Detected.					
100	Methyl Methacrylate	41	5.671	5.754	(1.094)	52655	4.45396	0.8908
101	2-Nitropropane	41	Compound Not Detected.					
98	Cyclohexane	56	4.712	4.712	(0.909)	69896	2.76192	0.5524
103	Cyclohexanone	55	8.901	8.901	(0.883)	1266	2.92326	0.5846
143	Methyl Acetate	43	3.103	3.103	(0.598)	40455	3.70374	0.7407
144	Methylcyclohexane	83	5.659	5.671	(1.091)	51636	2.53271	0.5065
141	1,3,5-Trichlorobenzene	180	11.469	11.469	(1.137)	54572	2.61248	0.5225
150	Vinyl Acetate-86	86	3.789	3.789	(0.731)	5744	3.03276	0.6066(a)
146	2-Methylnaphthalene	142	13.634	13.634	(1.352)	1053	0.04439	0.008878
155	t-Butyl ethyl ether	59	Compound Not Detected.					
156	t-Amyl methyl ether	73	5.185	5.044	(1.000)	21946	1.52704	0.3054(a)
157	1,2,3-Trimethylbenzene	105	10.155	10.155	(1.007)	1508	2.96812	0.5936(a)

QC Flag Legend

a - Target compound detected but, quantitated amount
Below Limit Of Quantitation(BLOQ).
R - Spike/Surrogate failed recovery limits.

Data File: \\cansvr11\dd\chem\MSV\a3ux11.i\J80107A.b\UXJ8941.D
Report Date: 07-Jan-2008 12:28

TestAmerica North Canton

INTERNAL STANDARD COMPOUNDS
AREA AND RT SUMMARY

Instrument ID: a3ux11.i
Lab File ID: UXJ8941.D
Lab Smp Id: QCMDL
Analysis Type: VOA
Quant Type: ISTD
Operator: 43582
Calibration Date: 07-JAN-2008
Calibration Time: 10:17
Level: LOW
Sample Type: WATER
Method File: \\cansvr11\dd\chem\MSV\a3ux11.i\J80107A.b\8260LLUX11.m
Misc Info: J80107A,8260LLUX11,,43582,3

		AREA LIMIT			
COMPOUND	STANDARD	LOWER	UPPER	SAMPLE	%DIFF
1 Fluorobenzene	1827769	913885	3655538	1623551	-11.17
2 Chlorobenzene-d5	1539595	769798	3079190	1352801	-12.13
3 1,4-Dichlorobenze	976818	488409	1953636	762467	-21.94

		RT LIMIT			
COMPOUND	STANDARD	LOWER	UPPER	SAMPLE	%DIFF
1 Fluorobenzene	5.19	4.69	5.69	5.19	-0.00
2 Chlorobenzene-d5	7.85	7.35	8.35	7.85	-0.00
3 1,4-Dichlorobenze	10.08	9.58	10.58	10.08	-0.00

AREA UPPER LIMIT = +100% of internal standard area.
AREA LOWER LIMIT = - 50% of internal standard area.
RT UPPER LIMIT = + 0.50 minutes of internal standard RT.
RT LOWER LIMIT = - 0.50 minutes of internal standard RT.

Data File: \\cansvr11\dd\chem\MSV\a3ux11.i\J80204A.b\UXJ9270.D
Report Date: 07-Feb-2008 08:01

TestAmerica North Canton

RECOVERY REPORT

Client Name:
Sample Matrix: LIQUID
Lab Smp Id: QCMRL Opener
Level: LOW
Data Type: MS DATA
SpikeList File: MRL.spk
Sublist File: 2-8260.sub
Client SDG: SDGa01304
Fraction: VOA
Operator: 43582
SampleType: METHSPIKE
Quant Type: ISTD
Method File: \\cansvr11\dd\chem\MSV\a3ux11.i\J80204A.b\8260LLUX11.m
Misc Info: J80204A,8260LLUX11,,43582,3

	SPIKE	COMPOUND	CONC ADDED ug/L	CONC RECOVERED ug/L	% RECOVERED	LIMITS
	17	1,1-Dichloroethene	1.000	1.143	114.34	70-130
	42	Trichloroethene	1.000	1.141	114.15	70-130
	59	Chlorobenzene	1.000	1.100	110.03	70-130
	50	Toluene	1.000	1.108	110.82	70-130
	41	Benzene	1.000	1.127	112.67	70-130
	16	Acetone	2.000	3.601	180.07*	70-130
	20	Carbon Disulfide	1.000	1.034	103.38	70-130
	9	Chloromethane	1.000	1.162	116.22	70-130
	11	Bromomethane	1.000	1.150	115.06	70-130
	10	Vinyl Chloride	1.000	1.044	104.36	70-130
	12	Chloroethane	1.000	1.196	119.65	70-130
	21	Methylene Chloride	1.000	0.4609	46.09*	70-130
	28	1,1-Dichloroethane	1.000	1.067	106.74	70-130
M	31	1,2-Dichloroethene	2.000	2.191	109.54	70-130
	35	Chloroform	1.000	1.101	110.12	70-130
	40	1,2-Dichloroethane	1.000	1.051	105.06	70-130
	30	2-Butanone	2.000	1.337	66.83*	70-130
	37	1,1,1-Trichloroeth	1.000	1.145	114.47	70-130
	39	Carbon Tetrachlori	1.000	1.048	104.85	70-130
	46	Bromodichlorometha	1.000	1.064	106.44	70-130
	43	1,2-Dichloropropan	1.000	1.053	105.29	70-130
	48	cis-1,3-Dichloropr	1.000	1.004	100.41	70-130
	54	1,3-Dichloropropan	1.000	1.080	107.99	70-130
	57	Dibromochlorometha	1.000	0.9384	93.84	70-130
	53	1,1,2-Trichloroeth	1.000	1.073	107.30	70-130
	51	trans-1,3-Dichloro	1.000	0.9862	98.62	70-130
	49	4-Methyl-2-pentano	2.000	2.002	100.12	70-130
	56	2-Hexanone	2.000	1.960	98.02	70-130
	55	Tetrachloroethene	1.000	1.167	116.70	70-130
	68	1,1,2,2-Tetrachlor	1.000	1.082	108.16	70-130
	66	Bromoform	1.000	0.8459	84.59	70-130
	61	Ethylbenzene	1.000	1.035	103.49	70-130
	65	Styrene	1.000	0.9799	97.99	70-130
M	63	Xylenes (total)	3.000	3.064	102.14	70-130
	32	cis-1,2-dichloroet	1.000	1.085	108.55	70-130
	25	trans-1,2-Dichloro	1.000	1.105	110.53	70-130
	8	Dichlorodifluorome	1.000	1.079	107.86	70-130
	13	Trichlorofluoromet	1.000	0.9563	95.63	70-130
	70	1,2,3-Trichloropro	1.000	1.043	104.26	70-130
	18	Freon-113	1.000	1.071	107.13	70-130

Data File: \\cansvr11\dd\chem\MSV\a3ux11.i\J80204A.b\UXJ9270.D
Report Date: 07-Feb-2008 08:01

SPIKE COMPOUND	CONC ADDED ug/L	CONC RECOVERED ug/L	% RECOVERED	LIMITS
24 Methyl tert-butyl	1.000	0.9653	96.53	70-130
58 1,2-Dibromoethane	1.000	1.045	104.49	70-130
67 Isopropylbenzene	1.000	1.063	106.30	70-130
80 1,3-Dichlorobenzen	1.000	1.094	109.40	70-130
81 1,4-Dichlorobenzen	1.000	1.121	112.11	70-130
83 1,2-Dichlorobenzen	1.000	1.111	111.06	70-130
84 1,2-Dibromo-3-chlo	1.000	0.9841	98.41	70-130
85 1,2,4-Trichloroben	1.000	1.053	105.31	70-130
98 Cyclohexane	1.000	1.040	104.06	70-130
143 Methyl Acetate	2.000	0.0000	*	70-130
144 Methylcyclohexane	1.000	1.070	106.95	70-130
71 Bromobenzene	1.000	1.081	108.07	70-130
34 Bromochloromethane	1.000	1.054	105.41	70-130
82 n-Butylbenzene	1.000	1.034	103.35	70-130
78 sec-Butylbenzene	1.000	1.030	103.04	70-130
76 tert-Butylbenzene	1.000	1.075	107.46	70-130
73 2-Chlorotoluene	1.000	1.128	112.81	70-130
75 4-Chlorotoluene	1.000	1.104	110.39	70-130
45 Dibromomethane	1.000	1.125	112.51	70-130
33 2,2-Dichloropropan	1.000	1.250	124.99	70-130
38 1,1-Dichloropropen	1.000	1.106	110.59	70-130
86 Hexachlorobutadien	1.000	1.178	117.82	70-130
19 Iodomethane	1.000	1.115	111.54	70-130
79 4-Isopropyltoluene	1.000	1.032	103.25	70-130
87 Naphthalene	1.000	0.9806	98.07	70-130
72 n-Propylbenzene	1.000	1.078	107.83	70-130
60 1,1,1,2-Tetrachlor	1.000	1.023	102.34	70-130
88 1,2,3-Trichloroben	1.000	1.084	108.44	70-130
77 1,2,4-Trimethylben	1.000	1.021	102.09	70-130
74 1,3,5-Trimethylben	1.000	1.029	102.91	70-130
150 Vinyl Acetate-86	1.000	0.8296	82.96	70-130
62 m + p-Xylene	2.000	2.044	102.19	70-130
64 Xylene-o	1.000	1.020	102.04	70-130
49 4-Methyl-2-pentano	2.000	2.002	100.12	70-130

SURROGATE COMPOUND	CONC ADDED ug/L	CONC RECOVERED ug/L	% RECOVERED	LIMITS
$ 4 Dibromofluorometha	10.000	9.133	91.33	73-122
$ 5 1,2-Dichloroethane	10.000	8.421	84.21	61-128
$ 6 Toluene-d8	10.000	9.296	92.96	76-110
$ 7 Bromofluorobenzene	10.000	9.509	95.09	74-116

Data File: \\cansvr11\dd\chem\MSV\a3ux11.i\J80204A.b\UXJ9270.D
Report Date: 04-Feb-2008 10:26

TestAmerica North Canton

VOLATILE REPORT SW-846 Method

Data file : \\cansvr11\dd\chem\MSV\a3ux11.i\J80204A.b\UXJ9270.D
Lab Smp Id: QCMRL
Inj Date : 04-FEB-2008 10:06
Operator : 43582 Inst ID: a3ux11.i
Smp Info : QCMRL
Misc Info : J80204A,8260LLUX11,,43582,3
Comment :
Method : \\cansvr11\dd\chem\MSV\a3ux11.i\J80204A.b\8260LLUX11.m
Meth Date : 04-Feb-2008 09:20 a3ux11.i Quant Type: ISTD
Cal Date : 17-SEP-2007 17:43 Cal File: UXJ5746.D
Als bottle: 5 QC Sample: METHSPIKE
Dil Factor: 1.00000
Integrator: HP RTE Compound Sublist: 2-8260.sub
Target Version: 4.14
Processing Host: CANPMSV30

Concentration Formula: Amt * DF * 1/Vo * CpndVariable

Name	Value	Description
DF	1.000	Dilution Factor
Vo	5.000	Sample volume
Va	100.000	Injection Volume
Cpnd Variable		Local Compound Variable

	Compounds	QUANT SIG MASS	RT	EXP RT	REL RT	RESPONSE	CONCENTRATIONS ON-COLUMN (ng)	FINAL (ug/L)
*	1 Fluorobenzene	96	5.115	5.115	(1.000)	1631988	50.0000	
*	2 Chlorobenzene-d5	117	7.765	7.765	(1.000)	1494189	50.0000	
*	3 1,4-Dichlorobenzene-d4	152	10.013	10.013	(1.000)	786951	50.0000	
$	4 Dibromofluoromethane	113	4.547	4.547	(0.889)	424889	45.6661	9.133
$	5 1,2-Dichloroethane-d4	65	4.831	4.831	(0.944)	477054	42.1070	8.421
$	6 Toluene-d8	98	6.464	6.463	(0.832)	2210775	46.4785	9.296
$	7 Bromofluorobenzene	95	8.878	8.877	(1.143)	883479	47.5435	9.509
	8 Dichlorodifluoromethane	85	1.506	1.505	(0.294)	50115	5.39323	1.079
	9 Chloromethane	50	1.636	1.636	(0.320)	80201	5.81111	1.162
	10 Vinyl Chloride	62	1.742	1.730	(0.341)	75015	5.21778	1.044
	11 Bromomethane	94	2.014	2.014	(0.394)	38990	5.75276	1.150
	12 Chloroethane	64	2.109	2.109	(0.412)	47385	5.98270	1.196
	13 Trichlorofluoromethane	101	2.322	2.322	(0.454)	48008	4.78157	0.9563
	15 Acrolein	56	2.653	2.641	(0.519)	78300	45.9508	9.190
	16 Acetone	43	2.772	2.772	(0.542)	80714	18.0069	3.601
	17 1,1-Dichloroethene	96	2.748	2.748	(0.537)	75861	5.71725	1.143(R)
	18 Freon-113	151	2.748	2.748	(0.537)	48327	5.35633	1.071
	19 Iodomethane	142	2.878	2.878	(0.563)	107693	5.57677	1.115
	20 Carbon Disulfide	76	2.937	2.937	(0.574)	180551	5.16921	1.034
	21 Methylene Chloride	84	3.139	3.138	(0.614)	112588	2.30451	0.4609

22 Acetonitrile	41	Compound Not Detected.					
23 Acrylonitrile	53	3.316	3.316 (0.648)		60396	10.6329	2.126

Data File: \\cansvr11\dd\chem\MSV\a3ux11.i\J80204A.b\UXJ9270.D
Report Date: 04-Feb-2008 10:26

	Compounds	QUANT SIG MASS	RT	EXP RT	REL RT	RESPONSE	CONCENTRATIONS ON-COLUMN (ng)	CONCENTRATIONS FINAL (ug/L)
	24 Methyl tert-butyl ether	73	3.352	3.351	(0.655)	141849	4.82649	0.9653
	25 trans-1,2-Dichloroethene	96	3.352	3.351	(0.655)	68825	5.52670	1.105
	26 Hexane	86	3.565	3.564	(0.697)	14050	4.90854	0.9817
	27 Vinyl acetate	43	3.718	3.718	(0.727)	101322	4.73594	0.9472
	28 1,1-Dichloroethane	63	3.695	3.695	(0.722)	102957	5.33682	1.067
	29 tert-Butyl Alcohol	59	3.210	3.209	(0.628)	90377	122.397	24.479
	30 2-Butanone	43	4.168	4.168	(0.815)	49456	6.68308	1.337
M	31 1,2-Dichloroethene (total)	96				138415	10.9540	2.191
	32 cis-1,2-dichloroethene	96	4.156	4.168	(0.813)	69590	5.42727	1.085
	33 2,2-Dichloropropane	77	4.168	4.168	(0.815)	58731	6.24951	1.250
	34 Bromochloromethane	128	4.357	4.357	(0.852)	32629	5.27066	1.054
	35 Chloroform	83	4.417	4.416	(0.864)	103873	5.50621	1.101
	36 Tetrahydrofuran	42	4.417	4.405	(0.864)	19365	4.49772	0.8995
	37 1,1,1-Trichloroethane	97	4.582	4.582	(0.896)	73802	5.72339	1.145
	38 1,1-Dichloropropene	75	4.712	4.712	(0.921)	85245	5.52954	1.106
	39 Carbon Tetrachloride	117	4.724	4.724	(0.924)	61055	5.24247	1.048
	40 1,2-Dichloroethane	62	4.890	4.890	(0.956)	73305	5.25305	1.051
	41 Benzene	78	4.890	4.890	(0.956)	300159	5.63362	1.127(R)
	42 Trichloroethene	130	5.422	5.422	(1.060)	76142	5.70733	1.141(R)
	43 1,2-Dichloropropane	63	5.612	5.612	(1.097)	69429	5.26456	1.053
	44 1,4-Dioxane	88	5.718	5.718	(1.118)	28916	256.719	51.344
	45 Dibromomethane	93	5.706	5.706	(1.116)	40240	5.62561	1.125
	46 Bromodichloromethane	83	5.836	5.836	(1.141)	81178	5.32209	1.064
	47 2-Chloroethyl vinyl ether	63	6.073	6.085	(1.187)	87754	10.2837	2.057
	48 cis-1,3-Dichloropropene	75	6.215	6.215	(1.215)	113115	5.02058	1.004
	49 4-Methyl-2-pentanone	43	6.345	6.345	(1.241)	111160	10.0124	2.002
	50 Toluene	91	6.523	6.523	(0.840)	342687	5.54082	1.108(R)
	51 trans-1,3-Dichloropropene	75	6.700	6.700	(0.863)	104245	4.93112	0.9862
	52 Ethyl Methacrylate	69	6.771	6.771	(0.872)	94067	5.00802	1.002
	53 1,1,2-Trichloroethane	97	6.866	6.866	(0.884)	68205	5.36486	1.073
	54 1,3-Dichloropropane	76	7.020	7.020	(0.904)	124225	5.39932	1.080
	55 Tetrachloroethene	164	7.008	7.020	(0.902)	71484	5.83502	1.167
	56 2-Hexanone	43	7.091	7.091	(0.913)	76951	9.80246	1.960
	57 Dibromochloromethane	129	7.233	7.233	(0.931)	61657	4.69197	0.9384
	58 1,2-Dibromoethane	107	7.351	7.351	(0.947)	66635	5.22473	1.045
	59 Chlorobenzene	112	7.801	7.801	(1.005)	234500	5.50175	1.100(R)
	60 1,1,1,2-Tetrachloroethane	131	7.872	7.872	(1.014)	71774	5.11694	1.023
	61 Ethylbenzene	106	7.895	7.895	(1.017)	121168	5.17425	1.035
	62 m + p-Xylene	106	8.002	8.002	(1.030)	300341	10.2187	2.044
M	63 Xylenes (total)	106				443411	15.3207	3.064
	64 Xylene-o	106	8.381	8.380	(1.079)	143070	5.10200	1.020
	65 Styrene	104	8.392	8.392	(1.081)	239576	4.89974	0.9799
	66 Bromoform	173	8.570	8.570	(1.104)	36642	4.22948	0.8459
	67 Isopropylbenzene	105	8.724	8.724	(1.123)	316505	5.31486	1.063
	68 1,1,2,2-Tetrachloroethane	83	9.008	9.008	(0.900)	83349	5.40786	1.082
	69 1,4-Dichloro-2-butene	53	9.067	9.067	(0.905)	14427	3.95148	0.7903
	70 1,2,3-Trichloropropane	110	9.055	9.055	(0.904)	23471	5.21307	1.043
	71 Bromobenzene	156	9.031	9.031	(0.902)	95282	5.40327	1.081
	72 n-Propylbenzene	120	9.126	9.126	(0.911)	102151	5.39165	1.078
	73 2-Chlorotoluene	126	9.221	9.221	(0.921)	93151	5.64047	1.128
	74 1,3,5-Trimethylbenzene	105	9.292	9.292	(0.928)	291703	5.14565	1.029
	75 4-Chlorotoluene	126	9.315	9.315	(0.930)	93051	5.51927	1.104

76 tert-Butylbenzene	119	9.611	9.611 (0.960)	262685	5.37320	1.075
77 1,2,4-Trimethylbenzene	105	9.658	9.658 (0.965)	295167	5.10459	1.021

Data File: \\cansvr11\dd\chem\MSV\a3ux11.i\J80204A.b\UXJ9270.D
Report Date: 04-Feb-2008 10:26

	Compounds	QUANT SIG MASS	RT	EXP RT	REL RT	RESPONSE	CONCENTRATIONS ON-COLUMN (ng)	CONCENTRATIONS FINAL (ug/L)
78	sec-Butylbenzene	105	9.836	9.836	(0.982)	353866	5.15177	1.030
79	4-Isopropyltoluene	119	9.978	9.978	(0.996)	298515	5.16255	1.032
80	1,3-Dichlorobenzene	146	9.942	9.954	(0.993)	177497	5.46981	1.094
81	1,4-Dichlorobenzene	146	10.037	10.037	(1.002)	190353	5.60552	1.121
82	n-Butylbenzene	91	10.380	10.380	(1.037)	251066	5.16753	1.034
83	1,2-Dichlorobenzene	146	10.404	10.404	(1.039)	173636	5.55304	1.111
84	1,2-Dibromo-3-chloropropane	157	11.173	11.173	(1.116)	15524	4.92061	0.9841
85	1,2,4-Trichlorobenzene	180	12.013	12.013	(1.200)	109505	5.26545	1.053
86	Hexachlorobutadiene	225	12.179	12.179	(1.216)	50890	5.89075	1.178
87	Naphthalene	128	12.250	12.262	(1.223)	246656	4.90329	0.9806
88	1,2,3-Trichlorobenzene	180	12.498	12.498	(1.248)	97459	5.42197	1.084
98	Cyclohexane	56	4.629	4.629	(0.905)	121022	5.20284	1.040
143	Methyl Acetate	43	Compound Not Detected.					
144	Methylcyclohexane	83	5.588	5.588	(1.093)	112580	5.34759	1.070
141	1,3,5-Trichlorobenzene	180	11.386	11.398	(1.137)	107322	5.02787	1.006
150	Vinyl Acetate-86	86	3.718	3.718	(0.727)	10843	4.14802	0.8296(a)

QC Flag Legend

a - Target compound detected but, quantitated amount
Below Limit Of Quantitation(BLOQ).
R - Spike/Surrogate failed recovery limits.

Data File: \\cansvr11\dd\chem\MSV\a3ux11.i\J80204A.b\UXJ9270.D
Report Date: 04-Feb-2008 10:26

TestAmerica North Canton

INTERNAL STANDARD COMPOUNDS
AREA AND RT SUMMARY

Instrument ID: a3ux11.i
Lab File ID: UXJ9270.D
Lab Smp Id: QCMRL
Analysis Type: VOA
Quant Type: ISTD
Operator: 43582
Method File: \\cansvr11\dd\chem\MSV\a3ux11.i\J80204A.b\8260LLUX11.m
Misc Info: J80204A,8260LLUX11,,43582,3

Calibration Date: 04-FEB-2008
Calibration Time: 08:34
Level: LOW
Sample Type: WATER

		AREA LIMIT			
COMPOUND	STANDARD	LOWER	UPPER	SAMPLE	%DIFF
1 Fluorobenzene	1795055	897528	3590110	1631988	-9.08
2 Chlorobenzene-d5	1597804	798902	3195608	1494189	-6.48
3 1,4-Dichlorobenze	836283	418142	1672566	786951	-5.90

		RT LIMIT			
COMPOUND	STANDARD	LOWER	UPPER	SAMPLE	%DIFF
1 Fluorobenzene	5.12	4.62	5.62	5.12	0.00
2 Chlorobenzene-d5	7.77	7.27	8.27	7.77	0.00
3 1,4-Dichlorobenze	10.01	9.51	10.51	10.01	0.00

AREA UPPER LIMIT = +100% of internal standard area.
AREA LOWER LIMIT = - 50% of internal standard area.
RT UPPER LIMIT = + 0.50 minutes of internal standard RT.
RT LOWER LIMIT = - 0.50 minutes of internal standard RT.

Data File: \\cansvr11\dd\chem\MSV\a3ux11.i\J80204A.b\UXJ9295.D
Report Date: 07-Feb-2008 08:01

TestAmerica North Canton

RECOVERY REPORT

Client Name:
Sample Matrix: LIQUID
Lab Smp Id: QCMRL closer
Level: LOW
Data Type: MS DATA
SpikeList File: MRL.spk
Sublist File: 2-8260.sub
Method File: \\cansvr11\dd\chem\MSV\a3ux11.i\J80204A.b\8260LLUX11.m
Misc Info: J80204A,8260LLUX11,,43582,3

Client SDG: SDGa01304
Fraction: VOA

Operator: 43582
SampleType: METHSPIKE
Quant Type: ISTD

	SPIKE	COMPOUND	CONC ADDED ug/L	CONC RECOVERED ug/L	% RECOVERED	LIMITS
	17	1,1-Dichloroethene	1.000	0.9567	95.67	70-130
	42	Trichloroethene	1.000	0.9786	97.86	70-130
	59	Chlorobenzene	1.000	0.9363	93.63	70-130
	50	Toluene	1.000	0.9182	91.82	70-130
	41	Benzene	1.000	1.051	105.12	70-130
	16	Acetone	2.000	0.0000	*	70-130
	20	Carbon Disulfide	1.000	0.9966	99.66	70-130
	9	Chloromethane	1.000	1.064	106.44	70-130
	11	Bromomethane	1.000	0.9551	95.51	70-130
	10	Vinyl Chloride	1.000	0.7399	73.99	70-130
	12	Chloroethane	1.000	1.099	109.87	70-130
	21	Methylene Chloride	1.000	0.6316	63.16*	70-130
	28	1,1-Dichloroethane	1.000	0.9637	96.37	70-130
M	31	1,2-Dichloroethene	2.000	1.925	96.27	70-130
	35	Chloroform	1.000	0.9839	98.39	70-130
	40	1,2-Dichloroethane	1.000	1.028	102.85	70-130
	30	2-Butanone	2.000	1.292	64.59*	70-130
	37	1,1,1-Trichloroeth	1.000	0.9564	95.65	70-130
	39	Carbon Tetrachlori	1.000	0.8159	81.59	70-130
	46	Bromodichlorometha	1.000	0.9231	92.31	70-130
	43	1,2-Dichloropropan	1.000	0.9379	93.79	70-130
	48	cis-1,3-Dichloropr	1.000	0.8092	80.92	70-130
	54	1,3-Dichloropropan	1.000	0.9370	93.70	70-130
	57	Dibromochlorometha	1.000	0.7514	75.14	70-130
	53	1,1,2-Trichloroeth	1.000	0.9178	91.79	70-130
	51	trans-1,3-Dichloro	1.000	0.7389	73.89	70-130
	49	4-Methyl-2-pentano	2.000	1.823	91.17	70-130
	56	2-Hexanone	2.000	1.850	92.49	70-130
	55	Tetrachloroethene	1.000	0.8943	89.43	70-130
	68	1,1,2,2-Tetrachlor	1.000	0.8641	86.41	70-130
	66	Bromoform	1.000	0.6144	61.44*	70-130
	61	Ethylbenzene	1.000	0.8622	86.22	70-130
	65	Styrene	1.000	0.8210	82.10	70-130
M	63	Xylenes (total)	3.000	2.576	85.87	70-130
	32	cis-1,2-dichloroet	1.000	0.9524	95.24	70-130
	25	trans-1,2-Dichloro	1.000	0.9731	97.31	70-130
	8	Dichlorodifluorome	1.000	0.8776	87.76	70-130
	13	Trichlorofluoromet	1.000	0.9316	93.16	70-130
	70	1,2,3-Trichloropro	1.000	0.9256	92.56	70-130
	18	Freon-113	1.000	0.9095	90.95	70-130

Data File: \\cansvr11\dd\chem\MSV\a3ux11.i\J80204A.b\UXJ9295.D
Report Date: 07-Feb-2008 08:01

	SPIKE COMPOUND	CONC ADDED ug/L	CONC RECOVERED ug/L	% RECOVERED	LIMITS
24	Methyl tert-butyl	1.000	0.9059	90.59	70-130
58	1,2-Dibromoethane	1.000	0.8840	88.40	70-130
67	Isopropylbenzene	1.000	0.9042	90.42	70-130
80	1,3-Dichlorobenzen	1.000	0.8876	88.76	70-130
81	1,4-Dichlorobenzen	1.000	0.9015	90.15	70-130
83	1,2-Dichlorobenzen	1.000	0.8811	88.11	70-130
84	1,2-Dibromo-3-chlo	1.000	0.6709	67.09*	70-130
85	1,2,4-Trichloroben	1.000	0.8456	84.56	70-130
98	Cyclohexane	1.000	0.9451	94.51	70-130
143	Methyl Acetate	2.000	0.0000	*	70-130
144	Methylcyclohexane	1.000	0.8948	89.48	70-130
71	Bromobenzene	1.000	0.8778	87.78	70-130
34	Bromochloromethane	1.000	0.9600	96.00	70-130
82	n-Butylbenzene	1.000	0.7705	77.05	70-130
78	sec-Butylbenzene	1.000	0.8097	80.97	70-130
76	tert-Butylbenzene	1.000	0.8578	85.78	70-130
73	2-Chlorotoluene	1.000	0.8943	89.43	70-130
75	4-Chlorotoluene	1.000	0.9143	91.43	70-130
45	Dibromomethane	1.000	0.9583	95.83	70-130
33	2,2-Dichloropropan	1.000	0.8989	89.89	70-130
38	1,1-Dichloropropen	1.000	0.9076	90.76	70-130
86	Hexachlorobutadien	1.000	0.8424	84.24	70-130
19	Iodomethane	1.000	0.6142	61.42*	70-130
79	4-Isopropyltoluene	1.000	0.7823	78.23	70-130
87	Naphthalene	1.000	0.7370	73.70	70-130
72	n-Propylbenzene	1.000	0.8601	86.01	70-130
60	1,1,1,2-Tetrachlor	1.000	0.8409	84.09	70-130
88	1,2,3-Trichloroben	1.000	0.8735	87.35	70-130
77	1,2,4-Trimethylben	1.000	0.8241	82.41	70-130
74	1,3,5-Trimethylben	1.000	0.8183	81.83	70-130
150	Vinyl Acetate-86	1.000	0.6731	67.31*	70-130
62	m + p-Xylene	2.000	1.715	85.74	70-130
64	Xylene-o	1.000	0.8615	86.15	70-130
49	4-Methyl-2-pentano	2.000	1.823	91.17	70-130

	SURROGATE COMPOUND	CONC ADDED ug/L	CONC RECOVERED ug/L	% RECOVERED	LIMITS
$ 4	Dibromofluorometha	10.000	9.439	94.39	73-122
$ 5	1,2-Dichloroethane	10.000	8.796	87.96	61-128
$ 6	Toluene-d8	10.000	9.081	90.81	76-110
$ 7	Bromofluorobenzene	10.000	9.461	94.61	74-116

Data File: \\cansvr11\dd\chem\MSV\a3ux11.i\J80204A.b\UXJ9295.D
Report Date: 05-Feb-2008 07:43

TestAmerica North Canton

VOLATILE REPORT SW-846 Method

Data file : \\cansvr11\dd\chem\MSV\a3ux11.i\J80204A.b\UXJ9295.D
Lab Smp Id: QCMRL
Inj Date : 04-FEB-2008 19:39
Operator : 43582 Inst ID: a3ux11.i
Smp Info : QCMRL
Misc Info : J80204A,8260LLUX11,,43582,3
Comment :
Method : \\cansvr11\dd\chem\MSV\a3ux11.i\J80204A.b\8260LLUX11.m
Meth Date : 04-Feb-2008 09:20 a3ux11.i Quant Type: ISTD
Cal Date : 17-SEP-2007 17:43 Cal File: UXJ5746.D
Als bottle: 30 QC Sample: METHSPIKE
Dil Factor: 1.00000
Integrator: HP RTE Compound Sublist: 2-8260.sub
Target Version: 4.14
Processing Host: CANPMSV30

Concentration Formula: Amt * DF * 1/Vo * CpndVariable

Name	Value	Description
DF	1.000	Dilution Factor
Vo	5.000	Sample volume
Va	100.000	Injection Volume
Cpnd Variable		Local Compound Variable

	Compounds	QUANT SIG MASS	RT	EXP RT	REL RT	RESPONSE	CONCENTRATIONS ON-COLUMN (ng)	FINAL (ug/L)
* 1	Fluorobenzene	96	5.115	5.115	(1.000)	1455061	50.0000	
* 2	Chlorobenzene-d5	117	7.765	7.765	(1.000)	1371322	50.0000	
* 3	1,4-Dichlorobenzene-d4	152	10.013	10.013	(1.000)	732516	50.0000	
$ 4	Dibromofluoromethane	113	4.547	4.547	(0.889)	391529	47.1974	9.439
$ 5	1,2-Dichloroethane-d4	65	4.831	4.831	(0.944)	444267	43.9812	8.796
$ 6	Toluene-d8	98	6.464	6.463	(0.832)	1982127	45.4052	9.081
$ 7	Bromofluorobenzene	95	8.877	8.877	(1.143)	806773	47.3055	9.461
8	Dichlorodifluoromethane	85	1.506	1.505	(0.294)	36355	4.38814	0.8776
9	Chloromethane	50	1.648	1.636	(0.322)	65485	5.32178	1.064
10	Vinyl Chloride	62	1.754	1.730	(0.343)	47424	3.69974	0.7399
11	Bromomethane	94	2.038	2.014	(0.399)	28858	4.77557	0.9551
12	Chloroethane	64	2.121	2.109	(0.415)	38793	5.49345	1.099
13	Trichlorofluoromethane	101	2.334	2.322	(0.456)	41696	4.65787	0.9316
15	Acrolein	56	2.653	2.641	(0.519)	79291	52.1904	10.438
16	Acetone	43	Compound Not Detected.					
17	1,1-Dichloroethene	96	2.760	2.748	(0.540)	56591	4.78357	0.9567(R)
18	Freon-113	151	2.760	2.748	(0.540)	36583	4.54771	0.9095
19	Iodomethane	142	2.890	2.878	(0.565)	52877	3.07113	0.6142
20	Carbon Disulfide	76	2.961	2.937	(0.579)	155181	4.98309	0.9966
21	Methylene Chloride	84	3.150	3.138	(0.616)	110073	3.15799	0.6316

22 Acetonitrile	41	Compound Not Detected.					
23 Acrylonitrile	53	3.328	3.316 (0.651)		36605	5.16339	1.033

Data File: \\cansvr11\dd\chem\MSV\a3ux11.i\J80204A.b\UXJ9295.D
Report Date: 05-Feb-2008 07:43

	Compounds	QUANT SIG MASS	RT	EXP RT	REL RT	RESPONSE	CONCENTRATIONS ON-COLUMN (ng)	CONCENTRATIONS FINAL (ug/L)
	24 Methyl tert-butyl ether	73	3.352	3.351	(0.655)	118685	4.52936	0.9059
	25 trans-1,2-Dichloroethene	96	3.352	3.351	(0.655)	54021	4.86539	0.9731
	26 Hexane	86	3.576	3.564	(0.699)	9727	3.81145	0.7623
	27 Vinyl acetate	43	3.718	3.718	(0.727)	84695	4.44014	0.8880
	28 1,1-Dichloroethane	63	3.695	3.695	(0.722)	82879	4.81844	0.9637
	29 tert-Butyl Alcohol	59	3.210	3.209	(0.628)	72179	109.638	21.928
	30 2-Butanone	43	4.168	4.168	(0.815)	43286	6.45865	1.292
M	31 1,2-Dichloroethene (total)	96				108462	9.62747	1.925
	32 cis-1,2-dichloroethene	96	4.168	4.168	(0.815)	54441	4.76207	0.9524
	33 2,2-Dichloropropane	77	4.168	4.168	(0.815)	37659	4.49452	0.8989
	34 Bromochloromethane	128	4.357	4.357	(0.852)	26495	4.80022	0.9600
	35 Chloroform	83	4.416	4.416	(0.864)	82746	4.91963	0.9839
	36 Tetrahydrofuran	42	4.405	4.405	(0.861)	18635	5.03536	1.007
	37 1,1,1-Trichloroethane	97	4.582	4.582	(0.896)	54981	4.78227	0.9564
	38 1,1-Dichloropropene	75	4.712	4.712	(0.921)	62378	4.53824	0.9076
	39 Carbon Tetrachloride	117	4.724	4.724	(0.924)	42362	4.07969	0.8159
	40 1,2-Dichloroethane	62	4.902	4.890	(0.958)	63985	5.14271	1.028
	41 Benzene	78	4.890	4.890	(0.956)	249691	5.25624	1.051 (R)
	42 Trichloroethene	130	5.422	5.422	(1.060)	58200	4.89291	0.9786 (R)
	43 1,2-Dichloropropane	63	5.612	5.612	(1.097)	55141	4.68956	0.9379
	44 1,4-Dioxane	88	5.718	5.718	(1.118)	23569	234.691	46.938
	45 Dibromomethane	93	5.706	5.706	(1.116)	30557	4.79135	0.9583
	46 Bromodichloromethane	83	5.836	5.836	(1.141)	62771	4.61571	0.9231
	47 2-Chloroethyl vinyl ether	63	6.085	6.085	(1.190)	69367	9.11738	1.823
	48 cis-1,3-Dichloropropene	75	6.215	6.215	(1.215)	81273	4.04591	0.8092
	49 4-Methyl-2-pentanone	43	6.345	6.345	(1.241)	90242	9.11661	1.823
	50 Toluene	91	6.523	6.523	(0.840)	260586	4.59085	0.9182 (R)
	51 trans-1,3-Dichloropropene	75	6.700	6.700	(0.863)	71677	3.69433	0.7389
	52 Ethyl Methacrylate	69	6.771	6.771	(0.872)	72926	4.23036	0.8461
	53 1,1,2-Trichloroethane	97	6.866	6.866	(0.884)	53547	4.58927	0.9178
	54 1,3-Dichloropropane	76	7.020	7.020	(0.904)	98929	4.68511	0.9370
	55 Tetrachloroethene	164	7.020	7.020	(0.904)	50274	4.47140	0.8943
	56 2-Hexanone	43	7.091	7.091	(0.913)	66633	9.24860	1.850
	57 Dibromochloromethane	129	7.233	7.233	(0.931)	45312	3.75709	0.7514
	58 1,2-Dibromoethane	107	7.351	7.351	(0.947)	51735	4.41990	0.8840
	59 Chlorobenzene	112	7.801	7.801	(1.005)	183124	4.68133	0.9363 (R)
	60 1,1,1,2-Tetrachloroethane	131	7.872	7.872	(1.014)	54126	4.20451	0.8409
	61 Ethylbenzene	106	7.895	7.895	(1.017)	92656	4.31121	0.8622
	62 m + p-Xylene	106	8.002	8.002	(1.030)	231268	8.57357	1.715
M	63 Xylenes (total)	106				342130	12.8812	2.576
	64 Xylene-o	106	8.381	8.380	(1.079)	110862	4.30765	0.8615
	65 Styrene	104	8.392	8.392	(1.081)	184216	4.10509	0.8210
	66 Bromoform	173	8.570	8.570	(1.104)	24425	3.07191	0.6144
	67 Isopropylbenzene	105	8.724	8.724	(1.123)	247090	4.52098	0.9042
	68 1,1,2,2-Tetrachloroethane	83	9.008	9.008	(0.900)	61985	4.32058	0.8641
	69 1,4-Dichloro-2-butene	53	9.067	9.067	(0.905)	10682	3.14317	0.6286
	70 1,2,3-Trichloropropane	110	9.055	9.055	(0.904)	19395	4.62789	0.9256
	71 Bromobenzene	156	9.031	9.031	(0.902)	72046	4.38921	0.8778
	72 n-Propylbenzene	120	9.126	9.126	(0.911)	75845	4.30068	0.8601
	73 2-Chlorotoluene	126	9.221	9.221	(0.921)	68735	4.47133	0.8943
	74 1,3,5-Trimethylbenzene	105	9.292	9.292	(0.928)	215913	4.09174	0.8183
	75 4-Chlorotoluene	126	9.315	9.315	(0.930)	71745	4.57175	0.9143

76 tert-Butylbenzene	119	9.611	9.611 (0.960)	195188	4.28925	0.8578
77 1,2,4-Trimethylbenzene	105	9.658	9.658 (0.965)	221784	4.12054	0.8241

Data File: \\cansvr11\dd\chem\MSV\a3ux11.i\J80204A.b\UXJ9295.D
Report Date: 05-Feb-2008 07:43

	Compounds	QUANT SIG MASS	RT	EXP RT	REL RT	RESPONSE	CONCENTRATIONS ON-COLUMN (ng)	CONCENTRATIONS FINAL (ug/L)
78	sec-Butylbenzene	105	9.836	9.836	(0.982)	258847	4.04847	0.8097
79	4-Isopropyltoluene	119	9.978	9.978	(0.996)	210525	3.91140	0.7823
80	1,3-Dichlorobenzene	146	9.954	9.954	(0.994)	134055	4.43808	0.8876
81	1,4-Dichlorobenzene	146	10.037	10.037	(1.002)	142474	4.50736	0.9015
82	n-Butylbenzene	91	10.380	10.380	(1.037)	174234	3.85264	0.7705
83	1,2-Dichlorobenzene	146	10.404	10.404	(1.039)	128221	4.40535	0.8811
84	1,2-Dibromo-3-chloropropane	157	11.173	11.173	(1.116)	9851	3.35449	0.6709
85	1,2,4-Trichlorobenzene	180	12.013	12.013	(1.200)	81848	4.22805	0.8456
86	Hexachlorobutadiene	225	12.179	12.179	(1.216)	33871	4.21208	0.8424
87	Naphthalene	128	12.250	12.262	(1.223)	172557	3.68518	0.7370
88	1,2,3-Trichlorobenzene	180	12.498	12.498	(1.248)	73078	4.36770	0.8735
98	Cyclohexane	56	4.629	4.629	(0.905)	98002	4.72549	0.9451(a)
143	Methyl Acetate	43	Compound Not Detected.					
144	Methylcyclohexane	83	5.588	5.588	(1.093)	83980	4.47413	0.8948(a)
141	1,3,5-Trichlorobenzene	180	11.386	11.398	(1.137)	88186	4.43839	0.8877
150	Vinyl Acetate-86	86	3.718	3.718	(0.727)	7844	3.36562	0.6731(a)

QC Flag Legend

a - Target compound detected but, quantitated amount
Below Limit Of Quantitation(BLOQ).
R - Spike/Surrogate failed recovery limits.

Data File: \\cansvr11\dd\chem\MSV\a3ux11.i\J80204A.b\UXJ9266.D
Report Date: 04-Feb-2008 09:20

TestAmerica North Canton

CONTINUING CALIBRATION COMPOUNDS

Instrument ID: a3ux11.i Injection Date: 04-FEB-2008 08:34
Lab File ID: UXJ9266.D Init. Cal. Date(s): 04-APR-2007 01-FEB-2008
Analysis Type: WATER Init. Cal. Times: 11:08 12:35
Lab Sample ID: 50NG-CC Quant Type: ISTD
Method: \\cansvr11\dd\chem\MSV\a3ux11.i\J80204A.b\8260LLUX11.m

COMPOUND	RRF / AMOUNT	RF50	CCAL RRF50	MIN RRF	%D / %DRIFT	MAX %D / %DRIFT	CURVE TYPE	
$ 4 Dibromofluoromethane	0.28506	0.26238	0.26238	0.010	7.95655	50.00000	Averaged	
$ 5 1,2-Dichloroethane-d4	0.34711	0.31547	0.31547	0.010	9.11603	50.00000	Averaged	
$ 6 Toluene-d8	1.59168	1.52085	1.52085	0.010	4.45043	50.00000	Averaged	
$ 7 Bromofluorobenzene	0.62183	0.59878	0.59878	0.010	3.70701	50.00000	Averaged	
8 Dichlorodifluoromethane	0.28469	0.27575	0.27575	0.010	3.13915	50.00000	Averaged	
9 Chloromethane	0.42284	0.41245	0.41245	0.100	2.45562	50.00000	Averaged	
10 Vinyl Chloride	0.44047	0.41986	0.41986	0.010	4.67961	20.00000	Averaged	
11 Bromomethane	0.20765	0.20862	0.20862	0.010	-0.46904	50.00000	Averaged	
12 Chloroethane	0.24266	0.24732	0.24732	0.010	-1.91981	50.00000	Averaged	
13 Trichlorofluoromethane	0.30761	0.33917	0.33917	0.010	-10.25957	50.00000	Averaged	
15 Acrolein	0.05221	0.04831	0.04831	0.010	7.45767	50.00000	Averaged	
16 Acetone	100	124	0.09456	0.010	-24.22011	0.000e+000	Wt Linear	
17 1,1-Dichloroethene	0.40652	0.39254	0.39254	0.010	3.43949	20.00000	Averaged	
18 Freon-113	0.27642	0.26325	0.26325	0.010	4.76571	50.00000	Averaged	
19 Iodomethane	0.59164	0.58632	0.58632	0.010	0.89997	50.00000	Averaged	
20 Carbon Disulfide	1.07011	1.03247	1.03247	0.010	3.51772	50.00000	Averaged	
21 Methylene Chloride	50.00000	47.75217	0.42364	0.010	4.49565	0.000e+000	Wt Linear	
22 Acetonitrile	500	441	0.03768	0.010	11.73458	0.000e+000	Wt Linear	
23 Acrylonitrile	100	94.14411	0.10897	0.010	5.85589	0.000e+000	Wt Linear	
24 Methyl tert-butyl ether	0.90043	0.87017	0.87017	0.010	3.35986	50.00000	Averaged	
25 trans-1,2-Dichloroethene	0.38153	0.36033	0.36033	0.010	5.55790	50.00000	Averaged	
26 Hexane	0.08770	0.07593	0.07593	0.010	13.41982	20.00000	Averaged	
27 Vinyl acetate	0.65547	0.56661	0.56661	0.010	13.55560	50.00000	Averaged	
28 1,1-Dichloroethane	0.59105	0.59066	0.59066	0.100	0.06611	50.00000	Averaged	
29 tert-Butyl Alcohol	0.02262	0.02151	0.02151	0.010	4.89943	50.00000	Averaged	
30 2-Butanone	100	99	0.12955	0.010	0.89001	0.000e+000	Wt Linear	
M 31 1,2-Dichloroethene (total)	0.38719	0.37034	0.37034	0.010	4.35185	50.00000	Averaged	
32 cis-1,2-dichloroethene	0.39284	0.38035	0.38035	0.010	3.18040	50.00000	Averaged	
33 2,2-Dichloropropane	0.28792	0.28371	0.28371	0.010	1.46261	50.00000	Averaged	
34 Bromochloromethane	0.18967	0.18598	0.18598	0.010	1.94428	50.00000	Averaged	
35 Chloroform	0.57797	0.57506	0.57506	0.010	0.50295	20.00000	Averaged	
36 Tetrahydrofuran	50.00000	46.44416	0.08529	0.010	7.11169	0.000e+000	Wt Linear	
37 1,1,1-Trichloroethane	0.39506	0.40265	0.40265	0.010	-1.92070	50.00000	Averaged	
38 1,1-Dichloropropene	0.47232	0.47608	0.47608	0.010	-0.79762	50.00000	Averaged	
39 Carbon Tetrachloride	0.35681	0.40116	0.40116	0.010	-12.43063	50.00000	Averaged	
40 1,2-Dichloroethane	0.42754	0.43215	0.43215	0.010	-1.07833	50.00000	Averaged	
41 Benzene	1.63236	1.52915	1.52915	0.010	6.32311	50.00000	Averaged	
42 Trichloroethene	0.40874	0.40914	0.40914	0.010	-0.09844	50.00000	Averaged	
43 1,2-Dichloropropane	0.40405	0.40256	0.40256	0.010	0.36869	20.00000	Averaged	
44 1,4-Dioxane	0.00345	0.00349	0.00349	0.010	-1.27581	50.00000	Averaged	<-
45 Dibromomethane	0.21915	0.22063	0.22063	0.010	-0.67477	50.00000	Averaged	
46 Bromodichloromethane	0.46731	0.48063	0.48063	0.010	-2.84935	50.00000	Averaged	
47 2-Chloroethyl vinyl ether	0.26144	0.23874	0.23874	0.010	8.68229	50.00000	Averaged	

Data File: \\cansvr11\dd\chem\MSV\a3ux11.i\J80204A.b\UXJ9266.D
Report Date: 04-Feb-2008 09:20

TestAmerica North Canton

CONTINUING CALIBRATION COMPOUNDS

Instrument ID: a3ux11.i Injection Date: 04-FEB-2008 08:34
Lab File ID: UXJ9266.D Init. Cal. Date(s): 04-APR-2007 01-FEB-2008
Analysis Type: WATER Init. Cal. Times: 11:08 12:35
Lab Sample ID: 50NG-CC Quant Type: ISTD
Method: \\cansvr11\dd\chem\MSV\a3ux11.i\J80204A.b\8260LLUX11.m

COMPOUND	RRF / AMOUNT	RF50	CCAL RRF50	MIN RRF	%D / %DRIFT	MAX %D / %DRIFT	CURVE TYPE
48 cis-1,3-Dichloropropene	0.69027	0.68901	0.68901	0.010	0.18317	50.00000	Averaged
49 4-Methyl-2-pentanone	0.34014	0.31479	0.31479	0.010	7.45273	50.00000	Averaged
50 Toluene	2.06961	2.10709	2.10709	0.010	-1.81082	20.00000	Averaged
51 trans-1,3-Dichloropropene	0.70741	0.71154	0.71154	0.010	-0.58291	50.00000	Averaged
52 Ethyl Methacrylate	0.62854	0.58662	0.58662	0.010	6.67054	50.00000	Averaged
53 1,1,2-Trichloroethane	0.42542	0.41776	0.41776	0.010	1.80244	50.00000	Averaged
54 1,3-Dichloropropane	0.76990	0.78091	0.78091	0.010	-1.42987	50.00000	Averaged
55 Tetrachloroethene	0.40995	0.42664	0.42664	0.010	-4.07249	50.00000	Averaged
56 2-Hexanone	0.26269	0.24069	0.24069	0.010	8.37578	50.00000	Averaged
57 Dibromochloromethane	0.43974	0.44518	0.44518	0.010	-1.23734	50.00000	Averaged
58 1,2-Dibromoethane	0.42678	0.42816	0.42816	0.010	-0.32254	50.00000	Averaged
59 Chlorobenzene	1.42629	1.42480	1.42480	0.300	0.10455	50.00000	Averaged
60 1,1,1,2-Tetrachloroethane	0.46938	0.48907	0.48907	0.010	-4.19653	50.00000	Averaged
61 Ethylbenzene	0.78362	0.75820	0.75820	0.010	3.24395	20.00000	Averaged
62 m + p-Xylene	0.98352	0.96038	0.96038	0.010	2.35313	50.00000	Averaged
M 63 Xylenes (total)	0.96847	0.94529	0.94529	0.010	2.39371	50.00000	Averaged
64 Xylene-o	0.93837	0.91511	0.91511	0.010	2.47863	50.00000	Averaged
65 Styrene	1.63620	1.58904	1.58904	0.010	2.88184	50.00000	Averaged
66 Bromoform	0.28991	0.30355	0.30355	0.100	-4.70571	50.00000	Averaged
67 Isopropylbenzene	1.99275	1.92340	1.92340	0.010	3.47988	50.00000	Averaged
68 1,1,2,2-Tetrachloroethane	0.97926	0.95914	0.95914	0.300	2.05489	50.00000	Averaged
69 1,4-Dichloro-2-butene	0.23197	0.23394	0.23394	0.010	-0.84979	50.00000	Averaged
70 1,2,3-Trichloropropane	0.28606	0.27921	0.27921	0.010	2.39426	50.00000	Averaged
71 Bromobenzene	1.12041	1.14475	1.14475	0.010	-2.17291	50.00000	Averaged
72 n-Propylbenzene	1.20377	1.19744	1.19744	0.010	0.52600	50.00000	Averaged
73 2-Chlorotoluene	1.04929	1.05433	1.05433	0.010	-0.48104	50.00000	Averaged
74 1,3,5-Trimethylbenzene	3.60183	3.48259	3.48259	0.010	3.31061	50.00000	Averaged
75 4-Chlorotoluene	1.07118	1.06918	1.06918	0.010	0.18697	50.00000	Averaged
76 tert-Butylbenzene	3.10617	3.05735	3.05735	0.010	1.57162	50.00000	Averaged
77 1,2,4-Trimethylbenzene	3.67392	3.58191	3.58191	0.010	2.50435	50.00000	Averaged
78 sec-Butylbenzene	4.36420	4.19540	4.19540	0.010	3.86798	50.00000	Averaged
79 4-Isopropyltoluene	3.67387	3.48566	3.48566	0.010	5.12290	50.00000	Averaged
80 1,3-Dichlorobenzene	2.06177	2.08642	2.08642	0.010	-1.19546	50.00000	Averaged
81 1,4-Dichlorobenzene	2.15758	2.19280	2.19280	0.010	-1.63261	50.00000	Averaged
82 n-Butylbenzene	3.08693	2.86990	2.86990	0.010	7.03069	50.00000	Averaged
83 1,2-Dichlorobenzene	1.98670	1.95854	1.95854	0.010	1.41719	50.00000	Averaged
84 1,2-Dibromo-3-chloropropane	0.20045	0.18627	0.18627	0.010	7.07339	50.00000	Averaged
85 1,2,4-Trichlorobenzene	1.32136	1.20260	1.20260	0.010	8.98755	50.00000	Averaged
86 Hexachlorobutadiene	0.54889	0.50240	0.50240	0.010	8.47032	50.00000	Averaged
87 Naphthalene	3.19615	2.73536	2.73536	0.010	14.41686	50.00000	Averaged
88 1,2,3-Trichlorobenzene	1.14206	0.98875	0.98875	0.010	13.42351	50.00000	Averaged
98 Cyclohexane	0.71265	0.66513	0.66513	0.010	6.66816	50.00000	Averaged
143 Methyl Acetate	100	88.71960	0.21923	0.010	11.28040	0.000e+000	Quadratic

Data File: \\cansvr11\dd\chem\MSV\a3ux11.i\J80204A.b\UXJ9266.D
Report Date: 04-Feb-2008 09:20

TestAmerica North Canton

CONTINUING CALIBRATION COMPOUNDS

Instrument ID: a3ux11.i Injection Date: 04-FEB-2008 08:34
Lab File ID: UXJ9266.D Init. Cal. Date(s): 04-APR-2007 01-FEB-2008
Analysis Type: WATER Init. Cal. Times: 11:08 12:35
Lab Sample ID: 50NG-CC Quant Type: ISTD
Method: \\cansvr11\dd\chem\MSV\a3ux11.i\J80204A.b\8260LLUX11.m

COMPOUND	RRF / AMOUNT	RF50	CCAL RRF50	MIN RRF	%D / %DRIFT	MAX %D / %DRIFT	CURVE TYPE
144 Methylcyclohexane	0.64499	0.62272	0.62272	0.010	3.45326	50.00000	Averaged
141 1,3,5-Trichlorobenzene	1.35621	1.29426	1.29426	0.010	4.56800	50.00000	Averaged
150 Vinyl Acetate-86	0.08009	0.06715	0.06715	0.010	16.14799	50.00000	Averaged

METHOD BLANK REPORT

GC/MS Volatiles

Client Lot #...: A8A290102 **Work Order #...:** KGHNG1AA **Matrix.....:** WATER
MB Lot-Sample #: A8B040000-147

Prep Date.....: 02/04/08 **Final Wgt/Vol..:** 5 mL
Analysis Date..: 02/04/08 **Prep Batch #...:** 8035147
Dilution Factor: 1 **Initial Wgt/Vol:** 5 mL

PARAMETER	RESULT	REPORTING LIMIT	UNITS	METHOD
Bromochloromethane	ND	1.0	ug/L	SW846 8260B
1,2-Dibromoethane	ND	1.0	ug/L	SW846 8260B
cis-1,2-Dichloroethene	ND	1.0	ug/L	SW846 8260B
trans-1,2-Dichloroethene	ND	1.0	ug/L	SW846 8260B
o-Xylene	ND	1.0	ug/L	SW846 8260B
m-Xylene & p-Xylene	ND	2.0	ug/L	SW846 8260B
Chloromethane	ND	1.0	ug/L	SW846 8260B
Bromomethane	ND	1.0	ug/L	SW846 8260B
Vinyl chloride	ND	1.0	ug/L	SW846 8260B
Chloroethane	ND	1.0	ug/L	SW846 8260B
Methylene chloride	ND	2.0	ug/L	SW846 8260B
Acetone	ND	10	ug/L	SW846 8260B
Carbon disulfide	ND	1.0	ug/L	SW846 8260B
1,1-Dichloroethene	ND	1.0	ug/L	SW846 8260B
1,1-Dichloroethane	ND	1.0	ug/L	SW846 8260B
1,2-Dichloroethene (total)	ND	1.0	ug/L	SW846 8260B
Chloroform	ND	1.0	ug/L	SW846 8260B
1,2-Dichloroethane	ND	1.0	ug/L	SW846 8260B
2-Butanone	ND	10	ug/L	SW846 8260B
1,1,1-Trichloroethane	ND	1.0	ug/L	SW846 8260B
Carbon tetrachloride	ND	1.0	ug/L	SW846 8260B
Bromodichloromethane	ND	1.0	ug/L	SW846 8260B
1,2-Dichloropropane	ND	1.0	ug/L	SW846 8260B
cis-1,3-Dichloropropene	ND	1.0	ug/L	SW846 8260B
Trichloroethene	ND	1.0	ug/L	SW846 8260B
Dibromochloromethane	ND	1.0	ug/L	SW846 8260B
1,1,2-Trichloroethane	ND	1.0	ug/L	SW846 8260B
Benzene	ND	1.0	ug/L	SW846 8260B
trans-1,3-Dichloropropene	ND	1.0	ug/L	SW846 8260B
Bromoform	ND	1.0	ug/L	SW846 8260B
4-Methyl-2-pentanone	ND	10	ug/L	SW846 8260B
2-Hexanone	ND	10	ug/L	SW846 8260B
Tetrachloroethene	ND	1.0	ug/L	SW846 8260B
1,1,2,2-Tetrachloroethane	ND	1.0	ug/L	SW846 8260B
Toluene	ND	1.0	ug/L	SW846 8260B
Chlorobenzene	ND	1.0	ug/L	SW846 8260B
Ethylbenzene	ND	1.0	ug/L	SW846 8260B
Styrene	ND	1.0	ug/L	SW846 8260B
Xylenes (total)	ND	2.0	ug/L	SW846 8260B

(Continued on next page)

METHOD BLANK REPORT

GC/MS Volatiles

Client Lot #...: A8A290102 **Work Order #...:** KGHNG1AA **Matrix.....:** WATER

PARAMETER	RESULT	REPORTING LIMIT	UNITS	METHOD

SURROGATE	PERCENT RECOVERY	RECOVERY LIMITS
Dibromofluoromethane	91	(50 - 150)
1,2-Dichloroethane-d4	84	(50 - 150)
Toluene-d8	92	(50 - 150)
4-Bromofluorobenzene	93	(50 - 150)

NOTE(S):

Calculations are performed before rounding to avoid round-off errors in calculated results.

LABORATORY CONTROL SAMPLE EVALUATION REPORT

GC/MS Volatiles

Client Lot #...: A8A290102 Work Order #...: KGHNG1AC-LCS Matrix.....: WATER
LCS Lot-Sample#: A8B040000-147 KGHNG1AD-LCSD
Prep Date.....: 02/04/08 Analysis Date..: 02/04/08
Prep Batch #...: 8035147
Dilution Factor: 1 Final Wgt/Vol..: 5 mL
Initial Wgt/Vol: 5 mL

PARAMETER	PERCENT RECOVERY	RECOVERY LIMITS	RPD	RPD LIMITS	METHOD
cis-1,2-Dichloroethene	92	(73 - 133)			SW846 8260B
	90	(73 - 133)	2.2	(0-30)	SW846 8260B
trans-1,2-Dichloroethene	90	(75 - 134)			SW846 8260B
	90	(75 - 134)	0.78	(0-30)	SW846 8260B
1,2-Dibromoethane	91	(75 - 127)			SW846 8260B
	88	(75 - 127)	3.2	(0-30)	SW846 8260B
Bromochloromethane	93	(75 - 127)			SW846 8260B
	93	(75 - 127)	0.0	(0-30)	SW846 8260B
m-Xylene & p-Xylene	93	(75 - 122)			SW846 8260B
	92	(75 - 122)	0.52	(0-30)	SW846 8260B
o-Xylene	93	(75 - 118)			SW846 8260B
	93	(75 - 118)	0.90	(0-30)	SW846 8260B
Chloromethane	100	(58 - 135)			SW846 8260B
	101	(58 - 135)	0.80	(0-30)	SW846 8260B
Bromomethane	99	(35 - 153)			SW846 8260B
	104	(35 - 153)	5.8	(0-30)	SW846 8260B
Vinyl chloride	96	(73 - 134)			SW846 8260B
	97	(73 - 134)	1.2	(0-30)	SW846 8260B
Chloroethane	105	(72 - 129)			SW846 8260B
	106	(72 - 129)	0.47	(0-30)	SW846 8260B
Methylene chloride	92	(69 - 118)			SW846 8260B
	90	(69 - 118)	1.7	(0-30)	SW846 8260B
Acetone	141	(51 - 157)			SW846 8260B
	130	(51 - 157)	7.9	(0-30)	SW846 8260B
Carbon disulfide	99	(74 - 123)			SW846 8260B
	98	(74 - 123)	0.24	(0-30)	SW846 8260B
1,1-Dichloroethene	94	(75 - 125)			SW846 8260B
	99	(75 - 125)	4.3	(0-30)	SW846 8260B
1,1-Dichloroethane	97	(75 - 133)			SW846 8260B
	95	(75 - 133)	2.3	(0-30)	SW846 8260B
1,2-Dichloroethene (total)	91	(85 - 111)			SW846 8260B
	90	(85 - 111)	0.69	(0-30)	SW846 8260B
Chloroform	93	(74 - 127)			SW846 8260B
	91	(74 - 127)	2.0	(0-30)	SW846 8260B
1,2-Dichloroethane	97	(67 - 132)			SW846 8260B
	93	(67 - 132)	4.6	(0-30)	SW846 8260B

(Continued on next page)

LABORATORY CONTROL SAMPLE EVALUATION REPORT

GC/MS Volatiles

Client Lot #...: A8A290102 Work Order #...: KGHNG1AC-LCS Matrix.....: WATER
LCS Lot-Sample#: A8B040000-147 KGHNG1AD-LCSD

PARAMETER	PERCENT RECOVERY	RECOVERY LIMITS	RPD	RPD LIMITS	METHOD
2-Butanone	96	(45 - 150)			SW846 8260B
	96	(45 - 150)	0.040	(0-30)	SW846 8260B
1,1,1-Trichloroethane	97	(70 - 127)			SW846 8260B
	92	(70 - 127)	4.9	(0-30)	SW846 8260B
Carbon tetrachloride	96	(71 - 132)			SW846 8260B
	92	(71 - 132)	4.3	(0-30)	SW846 8260B
Bromodichloromethane	95	(70 - 130)			SW846 8260B
	92	(70 - 130)	3.2	(0-30)	SW846 8260B
1,2-Dichloropropane	95	(75 - 127)			SW846 8260B
	93	(75 - 127)	1.6	(0-30)	SW846 8260B
cis-1,3-Dichloropropene	91	(73 - 132)			SW846 8260B
	88	(73 - 132)	3.2	(0-30)	SW846 8260B
Trichloroethene	93	(67 - 128)			SW846 8260B
	93	(67 - 128)	0.48	(0-30)	SW846 8260B
Dibromochloromethane	92	(74 - 145)			SW846 8260B
	89	(74 - 145)	2.9	(0-30)	SW846 8260B
1,1,2-Trichloroethane	90	(75 - 136)			SW846 8260B
	90	(75 - 136)	0.010	(0-30)	SW846 8260B
Benzene	89	(75 - 126)			SW846 8260B
	89	(75 - 126)	0.24	(0-30)	SW846 8260B
trans-1,3-Dichloropropene	87	(74 - 131)			SW846 8260B
	86	(74 - 131)	1.5	(0-30)	SW846 8260B
Bromoform	88	(72 - 136)			SW846 8260B
	82	(72 - 136)	6.7	(0-30)	SW846 8260B
4-Methyl-2-pentanone	92	(59 - 150)			SW846 8260B
	91	(59 - 150)	1.3	(0-30)	SW846 8260B
2-Hexanone	94	(53 - 139)			SW846 8260B
	89	(53 - 139)	5.2	(0-30)	SW846 8260B
Tetrachloroethene	94	(75 - 129)			SW846 8260B
	94	(75 - 129)	0.11	(0-30)	SW846 8260B
1,1,2,2-Tetrachloroethane	86	(68 - 129)			SW846 8260B
	86	(68 - 129)	0.38	(0-30)	SW846 8260B
Toluene	93	(75 - 125)			SW846 8260B
	92	(75 - 125)	1.4	(0-30)	SW846 8260B
Chlorobenzene	94	(75 - 127)			SW846 8260B
	93	(75 - 127)	1.4	(0-30)	SW846 8260B
Ethylbenzene	91	(75 - 120)			SW846 8260B
	91	(75 - 120)	0.20	(0-30)	SW846 8260B
Styrene	91	(75 - 130)			SW846 8260B
	90	(75 - 130)	0.80	(0-30)	SW846 8260B
Xylenes (total)	93	(90 - 114)			SW846 8260B
	92	(90 - 114)	0.65	(0-30)	SW846 8260B

(Continued on next page)

LABORATORY CONTROL SAMPLE EVALUATION REPORT

GC/MS Volatiles

Client Lot #...: A8A290102 **Work Order #...:** KGHNG1AC-LCS **Matrix.....:** WATER
LCS Lot-Sample#: A8B040000-147 KGHNG1AD-LCSD

SURROGATE	PERCENT RECOVERY	RECOVERY LIMITS
Dibromofluoromethane	94	(50 - 150)
	92	(50 - 150)
1,2-Dichloroethane-d4	92	(50 - 150)
	89	(50 - 150)
Toluene-d8	94	(50 - 150)
	92	(50 - 150)
4-Bromofluorobenzene	98	(50 - 150)
	97	(50 - 150)

NOTE(S):

Calculations are performed before rounding to avoid round-off errors in calculated results.

Bold print denotes control parameters

MATRIX SPIKE SAMPLE EVALUATION REPORT

GC/MS Volatiles

Client Lot #...: A8A290102 Work Order #...: KF7XQ1AC-MS Matrix.....: WG
MS Lot-Sample #: A8A290102-022 KF7XQ1AD-MSD
Date Sampled...: 01/28/08 14:00 Date Received..: 01/29/08
Prep Date.....: 02/04/08 Analysis Date..: 02/04/08
Prep Batch #...: 8035147
Dilution Factor: 1 Initial Wgt/Vol: 5 mL Final Wgt/Vol..: 5 mL

PARAMETER	PERCENT RECOVERY	RECOVERY LIMITS	RPD	RPD LIMITS	METHOD
cis-1,2-Dichloroethene	84	(70 - 130)			SW846 8260B
	89	(70 - 130)	5.4	(0-30)	SW846 8260B
trans-1,2-Dichloroethene	83	(70 - 130)			SW846 8260B
	89	(70 - 130)	7.2	(0-30)	SW846 8260B
1,2-Dibromoethane	82	(70 - 130)			SW846 8260B
	85	(70 - 130)	3.8	(0-30)	SW846 8260B
Bromochloromethane	84	(70 - 130)			SW846 8260B
	91	(70 - 130)	7.9	(0-30)	SW846 8260B
Chloromethane	101	(70 - 130)			SW846 8260B
	102	(70 - 130)	0.73	(0-30)	SW846 8260B
Bromomethane	98	(70 - 130)			SW846 8260B
	103	(70 - 130)	4.6	(0-30)	SW846 8260B
Vinyl chloride	88	(70 - 130)			SW846 8260B
	97	(70 - 130)	9.8	(0-30)	SW846 8260B
Chloroethane	104	(70 - 130)			SW846 8260B
	105	(70 - 130)	0.95	(0-30)	SW846 8260B
Methylene chloride	84	(70 - 130)			SW846 8260B
	89	(70 - 130)	5.8	(0-30)	SW846 8260B
Acetone	129	(70 - 130)			SW846 8260B
	113	(70 - 130)	13	(0-30)	SW846 8260B
Carbon disulfide	96	(70 - 130)			SW846 8260B
	97	(70 - 130)	1.2	(0-30)	SW846 8260B
1,1-Dichloroethene	94	(70 - 130)			SW846 8260B
	99	(70 - 130)	6.0	(0-30)	SW846 8260B
1,1-Dichloroethane	89	(70 - 130)			SW846 8260B
	96	(70 - 130)	6.8	(0-30)	SW846 8260B
1,2-Dichloroethene (total)	84	(70 - 130)			SW846 8260B
	89	(70 - 130)	6.3	(0-30)	SW846 8260B
Chloroform	86	(70 - 130)			SW846 8260B
	90	(70 - 130)	5.4	(0-30)	SW846 8260B
1,2-Dichloroethane	89	(70 - 130)			SW846 8260B
	93	(70 - 130)	4.5	(0-30)	SW846 8260B
2-Butanone	87	(70 - 130)			SW846 8260B
	92	(70 - 130)	5.8	(0-30)	SW846 8260B
1,1,1-Trichloroethane	89	(70 - 130)			SW846 8260B
	92	(70 - 130)	4.1	(0-30)	SW846 8260B
Carbon tetrachloride	90	(70 - 130)			SW846 8260B
	94	(70 - 130)	4.3	(0-30)	SW846 8260B

(Continued on next page)

MATRIX SPIKE SAMPLE EVALUATION REPORT

GC/MS Volatiles

Client Lot #...: A8A290102 **Work Order #...:** KF7XQ1AC-MS **Matrix.....:** WG
MS Lot-Sample #: A8A290102-022 KF7XQ1AD-MSD

PARAMETER	PERCENT RECOVERY	RECOVERY LIMITS	RPD	RPD LIMITS	METHOD
Bromodichloromethane	84	(70 - 130)			SW846 8260B
	89	(70 - 130)	6.0	(0-30)	SW846 8260B
1,2-Dichloropropane	86	(70 - 130)			SW846 8260B
	91	(70 - 130)	5.0	(0-30)	SW846 8260B
cis-1,3-Dichloropropene	78	(70 - 130)			SW846 8260B
	85	(70 - 130)	7.7	(0-30)	SW846 8260B
Trichloroethene	87	(70 - 130)			SW846 8260B
	90	(70 - 130)	3.7	(0-30)	SW846 8260B
Dibromochloromethane	79	(70 - 130)			SW846 8260B
	83	(70 - 130)	4.8	(0-30)	SW846 8260B
1,1,2-Trichloroethane	83	(70 - 130)			SW846 8260B
	85	(70 - 130)	2.5	(0-30)	SW846 8260B
Benzene	82	(70 - 130)			SW846 8260B
	88	(70 - 130)	6.4	(0-30)	SW846 8260B
trans-1,3-Dichloropropene	75	(70 - 130)			SW846 8260B
	79	(70 - 130)	4.9	(0-30)	SW846 8260B
Bromoform	72	(70 - 130)			SW846 8260B
	76	(70 - 130)	5.8	(0-30)	SW846 8260B
4-Methyl-2-pentanone	87	(70 - 130)			SW846 8260B
	88	(70 - 130)	1.2	(0-30)	SW846 8260B
2-Hexanone	84	(70 - 130)			SW846 8260B
	87	(70 - 130)	3.3	(0-30)	SW846 8260B
Tetrachloroethene	87	(70 - 130)			SW846 8260B
	91	(70 - 130)	4.9	(0-30)	SW846 8260B
1,1,2,2-Tetrachloroethane	82	(70 - 130)			SW846 8260B
	85	(70 - 130)	3.9	(0-30)	SW846 8260B
Toluene	82	(70 - 130)			SW846 8260B
	87	(70 - 130)	6.1	(0-30)	SW846 8260B
Chlorobenzene	86	(70 - 130)			SW846 8260B
	90	(70 - 130)	4.5	(0-30)	SW846 8260B
Ethylbenzene	83	(70 - 130)			SW846 8260B
	89	(70 - 130)	6.8	(0-30)	SW846 8260B
Styrene	81	(70 - 130)			SW846 8260B
	85	(70 - 130)	4.9	(0-30)	SW846 8260B
Xylenes (total)	84	(70 - 130)			SW846 8260B
	89	(70 - 130)	5.8	(0-30)	SW846 8260B

SURROGATE	PERCENT RECOVERY	RECOVERY LIMITS
Dibromofluoromethane	94	(50 - 150)
	94	(50 - 150)

(Continued on next page)

MATRIX SPIKE SAMPLE EVALUATION REPORT

GC/MS Volatiles

Client Lot #...: A8A290102 **Work Order #...:** KF7XQ1AC-MS **Matrix.....:** WG
MS Lot-Sample #: A8A290102-022 KF7XQ1AD-MSD

SURROGATE	PERCENT RECOVERY	RECOVERY LIMITS
1,2-Dichloroethane-d4	91	(50 - 150)
	91	(50 - 150)
Toluene-d8	90	(50 - 150)
	90	(50 - 150)
4-Bromofluorobenzene	98	(50 - 150)
	96	(50 - 150)

NOTE(S):

Calculations are performed before rounding to avoid round-off errors in calculated results.

Bold print denotes control parameters

QC Outlier Report: Trip Blank

Lab Reporting Batch : A8A290102
Method/Preparation Batch : 8035147 / 8035147
Client Sample ID : FWGTEAM1-TRIP
Lab Sample ID : A8A290102024

Lab ID: STLCAN
Analysis Date : 02/04/2008
Preparation Date : 02/04/2008
Preparation Type : 5030B

Analysis Method : 8260B

Acetone	Result	Reporting Limit	Units	Lab Qual	Comments
Trip Blank Result:	4.6	10	ug/L	J	Common Contaminant

No qualifications, TB result less than 1/2 MRL dtw 3/5/08

Acetone was qualified due to trip blank contamination in the following associated samples:

Client Sample ID	Lab Sample ID	Dilution	Result	Lab Qual	Result Unit
FWGLL2mw-268C-0573-GW	A8A290102020	1	5.4	J	ug/L

4-Methyl-2-pentanone	Result	Reporting Limit	Units	Lab Qual	Comments
Trip Blank Result:	0.32	10	ug/L	J	

4-Methyl-2-pentanone contamination found in the trip blank did not qualify any samples.

Acetone	Result	Reporting Limit	Units	Lab Qual	Comments
Trip Blank Result:	4.9	10	ug/L	J	Common Contaminant

No qualifications, TB result less than 1/2 MRL dtw 3/5/08

Acetone was qualified due to trip blank contamination in the following associated samples:

Client Sample ID	Lab Sample ID	Dilution	Result	Lab Qual	Result Unit
FWGLL2mw-265C-0574-GW	A8A290102006	1	1.2	J	ug/L

Acetone	Result	Reporting Limit	Units	Lab Qual	Comments
Trip Blank Result:	6.2	10	ug/L	J	Common Contaminant

Acetone was qualified due to trip blank contamination in the following associated samples:

Client Sample ID	Lab Sample ID	Dilution	Result	Lab Qual	Result Unit
FWGEQUIPRINSE1-0609-G	A8A290102012	1	5.0	J	ug/L

GCMS SEMIVOLATILE DATA

Ravenna, OH Data Review Checklist

Project Number: 030240.0006.05
Sample Event: January 2008
Data Reviewer/Date: Angye Dragotta/ February 26, 2008

SDG: A8A290102 R0
Analysis: SW846 8270C (including PAH's)

Review Questions:	Yes	No	N/A	Comments	Qual/Criteria
1. Did Chain-of-Custody information agree with laboratory report?	✓			COC#: 074037,336180,074036;	
2. Were samples preserved properly and received in good condition?	✓			Thirteen coolers were received at the lab. The coolers were received between 0.2 and 4.2°C. Upon receipt, it was documented by the laboratory, that the samples were not frozen and in good condition. Therefore, no qualifications were made to sample results based on temperatures less than 2°C.	QAPP Table 4-2
3. Were samples extracted using the correct preparation, clean-up methods?	✓				QAPP Table 4-2
4. Were samples extracted within required holding times (7 days - water)?	✓			Samples collected 1/28/08 and extracted on 1/30/08.	QAPP Table 4-2 J/UJ/R
5. Were samples analyzed within required holding times (40 days after extraction)?	✓			Samples analyzed on 2/1/08.	QAPP Table 4-2 J/UJ/R
6. Were sample storage requirements met?	✓				QAPP Table 4-2
7. Were QAPP specified PQLs achieved?	✓				QAPP Table 3-4 and 3-6
8. Were all QAPP-specified target analytes reported?	✓				QAPP Table 3-4 and 3-6
9. Was the GC/MS system tuned with decafluorotriphenylphosphine (DFTPP)?	✓				LCG Table 2
10. Were the criteria met during each 12 hour shift?	✓			1/31/08@1314, 2/1/08 @ 1006, 2/4/08 @1003	LCG Table 2
11. Did the initial calibration curve consist of 5 concentration levels, with the low standard near but above the MDL?	✓			Instrument A4HP7, ICAL 1/31/08@1454 stds = 0.05, 0.25, 0.50, 1.0, 2.5, 5.0, 7.5, 10.0, 12.5 ng on column	LCG Table 2 R
12. Did the Calibration Check Compounds (CCCs) (see Table 1 below) relative standard deviation (%RSD) ≤ 30%?	✓				LCG Table 2 R
13. Were the minimum response factors (RFs) for the System Performance Check Compounds (SPCCs) (see Table 2 below) met?	✓				LCG Table 2 R
14. Was each target analyte <15 % RSD, or was the average RSD <15%?	✓				LCG Table 2 15% <RSD< 30% = J/UJ

Ravenna, OH Data Review Checklist

Project Number: 030240.0006.05
Sample Event: January 2008
Data Reviewer/Date: Angye Dragotta/ February 26, 2008

SDG: A8A290102 R0
Analysis: SW846 8270C (including PAH's)

Review Questions:	Yes	No	N/A	Comments	Qual/Criteria
15. If a different calibration option was used, was the correlation coefficient (r^2) or coefficient of determination (COD) (r) ≥0.99?			✓		LCG Table 2 r<0.99=-J/R
16. Was a MDL Level Verification performed once per quarter with *all* target analytes detected?	✓			1/31/08 @1454, 1/31/08 @ 1434, 1/31/08 @ 1354	LCG Table 2 R
17. Was a MRL Level Verification run at the beginning and end of the sequence or every 12 hours?	✓			2/1/08 @ 1105 and 2140; 2/4/08 @ 1042,1934	LCG Table 2
18. Were the QC/MRL recoveries 70-130%?		✓		Closing MRL (2/1/08): Benzoic Acid %R = 58.46%. Samples results for benzoic acid flagged as estimated, "J/UJ". MRL (2/4/08): No outliers	LCG Table 2 >130%=J; 50-70%=J/UJ; <50%=J/R
19. Was a second source (ICV) verification analyzed after the ICAL? Were results 70-130%?	✓			1/31/08 @ 1632	LCG Table 2 >130%=J; 50-70%=J/UJ; <50%=J/R
20. Was a CCV analyzed every 12 hours?	✓			2/1/08 @ 1026; 2/4/08@1022	LCG Table 2
21. Was the percent difference (% D) for the CCCs ≤ 20%? (see Table 1) (% drift if regression fit model used)	✓				LCG Table 2
22. Were the minimum RFs for the SPCCs met? (see Table 2)	✓				LCG Table 2
23. Was the %Difference or %Drift ≤20% for all target analytes? OR was the average %D ≤20% with no individual analyte ≥30%D?	✓			2/1/08 CCV had benzoic acid %D at 25.7%. The average %D was <20%; therefore no qualifications were made. *2/4/08 CCV- No outliers*	LCG Table 2 Avg D>20% and D>30% =R; Avg %D<20% and D>30% =J D>30% (neg) = J/R D>30% (pos) = J
24. Were the internal standards added to every sample?	✓				LCG Table 2

Ravenna, OH Data Review Checklist

Project Number: 030240.0006.05 **SDG**: A8A290102 R0
Sample Event: January 2008 **Analysis**: SW846 8270C (including PAH's)
Data Reviewer/Date: Angye Dragotta/ February 26, 2008

Review Questions:	Yes	No	N/A	Comments	Qual/Criteria
25. Were the retention times for all IS compounds within ±30 seconds from the RT of the mid-point ICAL std?	✓				LCG Table 2 R
26. Did the areas of all IS compounds vary by no more than -50% to +100% from the ICAL EICP area?	✓				LCG Table 2 R
27. Was a method blank prepared and analyzed with each batch?	✓				LCG Table 2
28. Were all target analytes in the method blank <1/2 the MRL?	✓				LCG Table 2 <5/10x blank = B
29. Was a field blank collected and analyzed?	✓			FWGEQUIPRinse1-0609-GW	
30. Were all target analytes in the field blank analysis <1/2 the MRL?	✓				<5/10x blank = B
31. Was a field duplicate analyzed?	✓			FWGLL2mw-DUP1-0601-GW was a field duplicate for FWGLL2mw-265C-0572-GW.	
32. Were the field duplicate RPDs ≤30%?	✓				QAPP Table 3-2 RPD >30=J
33. Was an LCS prepared and analyzed with each batch?	✓				LCG Table 2
34. Were the LCS recoveries within limits specified in LCG Appendix C?		✓		LCS -Benzoic acid recovered at 1.2% (30-136%), hexachlorocyclopentadiene recovered at 24% (30-115%), 1,4-dichlorobenze recovered at 135% (30-115%) and isophorone recovered at 117%(33-115%). Benzoic acid and hexachlorocyclopentadiene results were qualified non-usable "R". Detected results for 1,4-dichlorobenze and isophorone were qualified estimated, "J".	LCG Appendix C >UL=J; 30%-LL=J/UJ; <30%=J/R
35. Was a MS/MSD pair prepared with each batch?	✓				LCG Table 2
36. Was the MS/MSD parent sample a Ravenna sample?	✓			Sample FWGLL2mw-261c-0570-GW was the parent.	
37. Were MS/MSD recoveries 45-135% and RPD value ≤40%?		✓		Benzoic acid recovered below the control limits (45-135%) in the MS (2.6%) and MSD (3.1%). The RPD was within control limits. 2,4-Dimethylphenol recovered below the LCG control limits, but within the lab control limits (28-109) in the MS (40%) and MSD (41%). 2,4-Dinitrophenol recovered below the LCG control limits, but within the lab control limits (14-138) the MS (30%) and MSD (26%). Hexachlorocyclopentadiene recovered below the lab control limits (10-98) in	LCG Table 2 Pj

Project Number: 030240.0006.05
Sample Event: January 2008
Data Reviewer/Date: Angye Dragotta/ February 26, 2008

SDG: A8A290102 R0
Analysis: SW846 8270C (including PAH's)

Review Questions:	Yes	No	N/A	Comments	Qual/Criteria
				the MS (8.9%) and MSD (7.0%). The RPD was within control limits. Benzoic acid and Hexachlorocyclopentadiene also had LCS recovery failures. The parent sample hexachlorocyclopentadiene and benzoic acid results were qualified non-usable "R". There were no other QC outliers for 2,4-Dimethylphenol or 2,4-Dinitrophenol; therefore no qualifications were made.	
38. Were surrogate recoveries within 50-150%?		✓		Samples FWGLL2mw-264c-0571-GW, FWGLL2mw-060c-0569-GW, FWGLL2mw-265c-0572-GW, FWGLL2mw-DUP1-0601-GW, FWGLL3mw-243c-0582-GW, FWGLL1mw-065c-0567-GW, and FWGLL2mw-261c-0570-GW-MS had surrogate 2-fluorophenol recover below control limits (50%). No qualifications were made because LCG (Attachment A "Data Validation Guidelines, Section 2.10) allows one surrogate failure without qualification.	LCG Table 2 >150%=J; 10% -50%=J/UJ; <10%=J/R
39. Were reported sample concentrations within calibration range?	✓				
40. Were laboratory-generated Quality Control Exception Reports issued? If yes, summarize contents.		✓			
41. Were lab comments included in report? If yes, summarize contents.	✓			See narrative regarding LCS & MS outliers.	

References:

Louisville Chemistry Guidelines (LCG), USACE June 2002 version 5; Section I "Chemical Analysis Criteria" Table 2 and Attachment A "Data Validation Guidelines:

Final Quality Assurance Project Plan (QAPP) Addendum for the Facility-Wide Groundwater Monitoring Program Ravenna Army Ammunition Plant, Ravenna, OH, Portage Environmental September 2004

Additional Comments:

Table 1: CCCs

Base / Neutral Compunds	Acid Compounds
Acenaphthalene	4-Chloro-3-methylphenol
1,4-Dichlorobenzene	2,4-Dichlorophenol
Hexachlorobutadiene	2-Nitrophenol
N-Nitrosodiphehylamine	Phenol
Di-n-octylphthalate	Pentachlorophenol

Project Number: 030240.0006.05
Sample Event: January 2008
Data Reviewer/Date: Angye Dragotta/ February 26, 2008

SDG: A8A290102 R0
Analysis: SW846 8270C (including PAH's)

Base / Neutral Compunds	Acid Compounds
Acenaphthalene	4-Chloro-3-methylphenol
1,4-Dichlorobenzene	2,4-Dichlorophenol
Hexachlorobutadiene	2-Nitrophenol
N-Nitrosodiphehylamine	Phenol
Di-n-octylphthalate	Pentachlorophenol
Fluoroanthene	2,4,6-Trichlorophenol
Benzo(a)pyrene	

(All analytes if CCCs not included in standard)

Table 2: SPCCs

N-Nitroso-di-n-propylamine	0.050
Hexachlorocyclopentadiene	0.050
2,4-Dinitrophenol	0.050
4-Nitrophenol	0.050

Environmental Quality Mgt., Inc.

Client Sample ID: FWGLL2mw-264C-0571-GW

GC/MS Semivolatiles

Lot-Sample #...:	A8A290102-002	**Work Order #...:**	KF7WH1AC	**Matrix.....:**	WG
Date Sampled...:	01/28/08 10:20	**Date Received..:**	01/29/08		
Prep Date.....:	01/30/08	**Analysis Date..:**	02/01/08		
Prep Batch #...:	8030036				
Dilution Factor:	1	**Initial Wgt/Vol:**	1050 mL	**Final Wgt/Vol..:**	2 mL
		Method.....:	SW846 8270C		

PARAMETER	RESULT	REPORTING LIMIT	UNITS	MDL
Benzoic acid	ND	10	ug/L	4.4
Benzyl alcohol	ND	5.0	ug/L	0.49
Phenol	ND	1.0	ug/L	0.96
bis(2-Chloroethyl)-ether	ND	1.0	ug/L	0.088
2-Chlorophenol	ND	1.0	ug/L	0.039
1,3-Dichlorobenzene	ND	1.0	ug/L	0.53
1,4-Dichlorobenzene	ND	1.0	ug/L	0.52
1,2-Dichlorobenzene	ND	1.0	ug/L	0.59
2-Methylphenol	ND	1.0	ug/L	0.56
2,2'-oxybis(1-Chloro-propane)	ND	1.0	ug/L	0.52
4-Methylphenol	ND	1.0	ug/L	0.64
N-Nitrosodi-n-propyl-amine	ND	1.0	ug/L	0.53
Hexachloroethane	ND	1.0	ug/L	0.58
Nitrobenzene	ND	1.0	ug/L	0.053
Isophorone	ND	1.0	ug/L	0.50
2-Nitrophenol	ND	2.0	ug/L	1.3
2,4-Dimethylphenol	ND	2.0	ug/L	0.56
bis(2-Chloroethoxy) methane	ND	1.0	ug/L	0.49
2,4-Dichlorophenol	ND	2.0	ug/L	1.1
1,2,4-Trichloro-benzene	ND	1.0	ug/L	0.59
Naphthalene	ND	0.20	ug/L	0.069
4-Chloroaniline	ND	2.0	ug/L	0.56
Hexachlorobutadiene	ND	1.0	ug/L	0.51
4-Chloro-3-methylphenol	ND	2.0	ug/L	0.41
2-Methylnaphthalene	ND	0.20	ug/L	0.061
Hexachlorocyclopenta-diene	ND	10	ug/L	0.74
2,4,6-Trichloro-phenol	ND	5.0	ug/L	1.4
2,4,5-Trichloro-phenol	ND	5.0	ug/L	0.96
2-Chloronaphthalene	ND	1.0	ug/L	0.62
2-Nitroaniline	ND	2.0	ug/L	0.43

(Continued on next page)

Environmental Quality Mgt., Inc.

Client Sample ID: FWGLL2mw-264C-0571-GW

GC/MS Semivolatiles

Lot-Sample #...: A8A290102-002 **Work Order #...:** KF7WH1AC **Matrix.....:** WG

PARAMETER	RESULT	REPORTING LIMIT	UNITS	MDL
Dimethyl phthalate	ND	1.0	ug/L	0.44
Acenaphthylene	ND	0.20	ug/L	0.054
2,6-Dinitrotoluene	ND	5.0	ug/L	0.47
3-Nitroaniline	ND	2.0	ug/L	0.67
Acenaphthene	ND	0.20	ug/L	0.054
2,4-Dinitrophenol	ND	5.0	ug/L	3.5
4-Nitrophenol	ND	5.0	ug/L	0.63
Dibenzofuran	ND	1.0	ug/L	0.54
2,4-Dinitrotoluene	ND	5.0	ug/L	0.40
Diethyl phthalate	ND	1.0	ug/L	0.63
4-Chlorophenyl phenyl ether	ND	2.0	ug/L	0.55
Fluorene	ND	0.20	ug/L	0.043
4-Nitroaniline	ND	2.0	ug/L	0.47
4,6-Dinitro-2-methylphenol	ND	5.0	ug/L	0.27
N-Nitrosodiphenylamine	ND	1.0	ug/L	0.46
4-Bromophenyl phenyl ether	ND	2.0	ug/L	0.52
Hexachlorobenzene	ND	0.20	ug/L	0.065
Pentachlorophenol	ND	5.0	ug/L	0.48
Phenanthrene	ND	0.20	ug/L	0.087
Anthracene	ND	0.20	ug/L	0.054
Carbazole	ND	1.0	ug/L	0.54
Di-n-butyl phthalate	ND	1.0	ug/L	0.61
Fluoranthene	ND	0.20	ug/L	0.036
Pyrene	ND	0.20	ug/L	0.048
Butyl benzyl phthalate	ND	1.0	ug/L	0.51
3,3'-Dichlorobenzidine	ND	5.0	ug/L	0.48
Benzo(a)anthracene	ND	0.20	ug/L	0.052
Chrysene	ND	0.20	ug/L	0.048
bis(2-Ethylhexyl) phthalate	ND	10	ug/L	0.88
Di-n-octyl phthalate	ND	1.0	ug/L	0.39
Benzo(b)fluoranthene	ND	0.20	ug/L	0.049
Benzo(k)fluoranthene	ND	0.20	ug/L	0.049
Benzo(a)pyrene	ND	0.20	ug/L	0.048
Indeno(1,2,3-cd)pyrene	ND	0.20	ug/L	0.065
Dibenz(a,h)anthracene	ND	0.20	ug/L	0.039
Benzo(ghi)perylene	ND	0.20	ug/L	0.053

(Continued on next page)

Environmental Quality Mgt., Inc.

Client Sample ID: FWGLL2mw-264C-0571-GW

GC/MS Semivolatiles

Lot-Sample #...: A8A290102-002 Work Order #...: KF7WH1AC Matrix.....: WG

SURROGATE	PERCENT RECOVERY	RECOVERY LIMITS
Nitrobenzene-d5	74	(50 - 150)
2-Fluorobiphenyl	72	(50 - 150)
Terphenyl-d14	87	(50 - 150)
Phenol-d5	64	(50 - 150)
2-Fluorophenol	37 *	(50 - 150)
2,4,6-Tribromophenol	63	(50 - 150)

NOTE(S):

* Surrogate recovery is outside stated control limits.

Environmental Quality Mgt., Inc.

Client Sample ID: FWGLL2mw-060C-0569-GW

GC/MS Semivolatiles

Lot-Sample #...: A8A290102-004 **Work Order #...:** KF7WQ1AC **Matrix.....:** WG
Date Sampled...: 01/28/08 11:45 **Date Received..:** 01/29/08
Prep Date.....: 01/30/08 **Analysis Date..:** 02/01/08
Prep Batch #...: 8030036
Dilution Factor: 1 **Initial Wgt/Vol:** 1050 mL **Final Wgt/Vol..:** 2 mL
Method.....: SW846 8270C

PARAMETER	RESULT	REPORTING LIMIT	UNITS	MDL
Benzoic acid	ND	10	ug/L	4.4
Benzyl alcohol	ND	5.0	ug/L	0.49
Phenol	ND	1.0	ug/L	0.96
bis(2-Chloroethyl)-ether	ND	1.0	ug/L	0.088
2-Chlorophenol	ND	1.0	ug/L	0.039
1,3-Dichlorobenzene	ND	1.0	ug/L	0.53
1,4-Dichlorobenzene	ND	1.0	ug/L	0.52
1,2-Dichlorobenzene	ND	1.0	ug/L	0.59
2-Methylphenol	ND	1.0	ug/L	0.56
2,2'-oxybis(1-Chloro-propane)	ND	1.0	ug/L	0.52
4-Methylphenol	ND	1.0	ug/L	0.64
N-Nitrosodi-n-propyl-amine	ND	1.0	ug/L	0.53
Hexachloroethane	ND	1.0	ug/L	0.58
Nitrobenzene	ND	1.0	ug/L	0.053
Isophorone	ND	1.0	ug/L	0.50
2-Nitrophenol	ND	2.0	ug/L	1.3
2,4-Dimethylphenol	ND	2.0	ug/L	0.56
bis(2-Chloroethoxy) methane	ND	1.0	ug/L	0.49
2,4-Dichlorophenol	ND	2.0	ug/L	1.1
1,2,4-Trichloro-benzene	ND	1.0	ug/L	0.59
Naphthalene	ND	0.20	ug/L	0.069
4-Chloroaniline	ND	2.0	ug/L	0.56
Hexachlorobutadiene	ND	1.0	ug/L	0.51
4-Chloro-3-methylphenol	ND	2.0	ug/L	0.41
2-Methylnaphthalene	ND	0.20	ug/L	0.061
Hexachlorocyclopenta-diene	ND	10	ug/L	0.74
2,4,6-Trichloro-phenol	ND	5.0	ug/L	1.4
2,4,5-Trichloro-phenol	ND	5.0	ug/L	0.96
2-Chloronaphthalene	ND	1.0	ug/L	0.62
2-Nitroaniline	ND	2.0	ug/L	0.43

(Continued on next page)

Environmental Quality Mgt., Inc.

Client Sample ID: FWGLL2mw-060C-0569-GW

GC/MS Semivolatiles

Lot-Sample #...: A8A290102-004 **Work Order #...:** KF7WQ1AC **Matrix.....:** WG

PARAMETER	RESULT	REPORTING LIMIT	UNITS	MDL
Dimethyl phthalate	ND	1.0	ug/L	0.44
Acenaphthylene	ND	0.20	ug/L	0.054
2,6-Dinitrotoluene	ND	5.0	ug/L	0.47
3-Nitroaniline	ND	2.0	ug/L	0.67
Acenaphthene	ND	0.20	ug/L	0.054
2,4-Dinitrophenol	ND	5.0	ug/L	3.5
4-Nitrophenol	ND	5.0	ug/L	0.63
Dibenzofuran	ND	1.0	ug/L	0.54
2,4-Dinitrotoluene	ND	5.0	ug/L	0.40
Diethyl phthalate	ND	1.0	ug/L	0.63
4-Chlorophenyl phenyl ether	ND	2.0	ug/L	0.55
Fluorene	ND	0.20	ug/L	0.043
4-Nitroaniline	ND	2.0	ug/L	0.47
4,6-Dinitro-2-methylphenol	ND	5.0	ug/L	0.27
N-Nitrosodiphenylamine	ND	1.0	ug/L	0.46
4-Bromophenyl phenyl ether	ND	2.0	ug/L	0.52
Hexachlorobenzene	ND	0.20	ug/L	0.065
Pentachlorophenol	ND	5.0	ug/L	0.48
Phenanthrene	ND	0.20	ug/L	0.087
Anthracene	ND	0.20	ug/L	0.054
Carbazole	ND	1.0	ug/L	0.54
Di-n-butyl phthalate	ND	1.0	ug/L	0.61
Fluoranthene	ND	0.20	ug/L	0.036
Pyrene	ND	0.20	ug/L	0.048
Butyl benzyl phthalate	ND	1.0	ug/L	0.51
3,3'-Dichlorobenzidine	ND	5.0	ug/L	0.48
Benzo(a)anthracene	ND	0.20	ug/L	0.052
Chrysene	ND	0.20	ug/L	0.048
bis(2-Ethylhexyl) phthalate	ND	10	ug/L	0.88
Di-n-octyl phthalate	ND	1.0	ug/L	0.39
Benzo(b)fluoranthene	ND	0.20	ug/L	0.049
Benzo(k)fluoranthene	ND	0.20	ug/L	0.049
Benzo(a)pyrene	ND	0.20	ug/L	0.048
Indeno(1,2,3-cd)pyrene	ND	0.20	ug/L	0.065
Dibenz(a,h)anthracene	ND	0.20	ug/L	0.039
Benzo(ghi)perylene	ND	0.20	ug/L	0.053

(Continued on next page)

Environmental Quality Mgt., Inc.

Client Sample ID: FWGLL2mw-060C-0569-GW

GC/MS Semivolatiles

Lot-Sample #...: A8A290102-004 **Work Order #...:** KF7WQ1AC **Matrix.....:** WG

SURROGATE	PERCENT RECOVERY	RECOVERY LIMITS
Nitrobenzene-d5	75	(50 - 150)
2-Fluorobiphenyl	71	(50 - 150)
Terphenyl-d14	88	(50 - 150)
Phenol-d5	70	(50 - 150)
2-Fluorophenol	46 *	(50 - 150)
2,4,6-Tribromophenol	76	(50 - 150)

NOTE(S):

* *Surrogate recovery is outside stated control limits.*

Environmental Quality Mgt., Inc.

Client Sample ID: FWGLL2mw-265C-0572-GW

GC/MS Semivolatiles

Lot-Sample #...: A8A290102-006 Work Order #...: KF7WV1AC Matrix.....: WG
Date Sampled...: 01/28/08 12:45 Date Received..: 01/29/08
Prep Date.....: 01/30/08 Analysis Date..: 02/01/08
Prep Batch #...: 8030036
Dilution Factor: 1 Initial Wgt/Vol: 1040 mL Final Wgt/Vol..: 2 mL
Method.....: SW846 8270C

PARAMETER	RESULT	REPORTING LIMIT	UNITS	MDL
Benzoic acid	ND	10	ug/L	4.4
Benzyl alcohol	ND	5.0	ug/L	0.49
Phenol	ND	1.0	ug/L	0.96
bis(2-Chloroethyl)-ether	ND	1.0	ug/L	0.088
2-Chlorophenol	ND	1.0	ug/L	0.039
1,3-Dichlorobenzene	ND	1.0	ug/L	0.53
1,4-Dichlorobenzene	ND	1.0	ug/L	0.52
1,2-Dichlorobenzene	ND	1.0	ug/L	0.59
2-Methylphenol	ND	1.0	ug/L	0.56
2,2'-oxybis(1-Chloro-propane)	ND	1.0	ug/L	0.52
4-Methylphenol	ND	1.0	ug/L	0.64
N-Nitrosodi-n-propyl-amine	ND	1.0	ug/L	0.53
Hexachloroethane	ND	1.0	ug/L	0.58
Nitrobenzene	ND	1.0	ug/L	0.053
Isophorone	ND	1.0	ug/L	0.50
2-Nitrophenol	ND	2.0	ug/L	1.3
2,4-Dimethylphenol	ND	2.0	ug/L	0.56
bis(2-Chloroethoxy) methane	ND	1.0	ug/L	0.49
2,4-Dichlorophenol	ND	2.0	ug/L	1.1
1,2,4-Trichloro-benzene	ND	1.0	ug/L	0.59
Naphthalene	ND	0.20	ug/L	0.069
4-Chloroaniline	ND	2.0	ug/L	0.56
Hexachlorobutadiene	ND	1.0	ug/L	0.51
4-Chloro-3-methylphenol	ND	2.0	ug/L	0.41
2-Methylnaphthalene	ND	0.20	ug/L	0.061
Hexachlorocyclopenta-diene	ND	10	ug/L	0.74
2,4,6-Trichloro-phenol	ND	5.0	ug/L	1.4
2,4,5-Trichloro-phenol	ND	5.0	ug/L	0.96
2-Chloronaphthalene	ND	1.0	ug/L	0.62
2-Nitroaniline	ND	2.0	ug/L	0.43

(Continued on next page)

Environmental Quality Mgt., Inc.

Client Sample ID: FWGLL2mw-265C-0572-GW

GC/MS Semivolatiles

Lot-Sample #...: A8A290102-006 Work Order #...: KF7WV1AC Matrix.....: WG

PARAMETER	RESULT	REPORTING LIMIT	UNITS	MDL
Dimethyl phthalate	ND	1.0	ug/L	0.44
Acenaphthylene	ND	0.20	ug/L	0.054
2,6-Dinitrotoluene	ND	5.0	ug/L	0.47
3-Nitroaniline	ND	2.0	ug/L	0.67
Acenaphthene	ND	0.20	ug/L	0.054
2,4-Dinitrophenol	ND	5.0	ug/L	3.5
4-Nitrophenol	ND	5.0	ug/L	0.63
Dibenzofuran	ND	1.0	ug/L	0.54
2,4-Dinitrotoluene	ND	5.0	ug/L	0.40
Diethyl phthalate	ND	1.0	ug/L	0.63
4-Chlorophenyl phenyl ether	ND	2.0	ug/L	0.55
Fluorene	ND	0.20	ug/L	0.043
4-Nitroaniline	ND	2.0	ug/L	0.47
4,6-Dinitro-2-methylphenol	ND	5.0	ug/L	0.27
N-Nitrosodiphenylamine	ND	1.0	ug/L	0.46
4-Bromophenyl phenyl ether	ND	2.0	ug/L	0.52
Hexachlorobenzene	ND	0.20	ug/L	0.065
Pentachlorophenol	ND	5.0	ug/L	0.48
Phenanthrene	ND	0.20	ug/L	0.087
Anthracene	ND	0.20	ug/L	0.054
Carbazole	ND	1.0	ug/L	0.54
Di-n-butyl phthalate	ND	1.0	ug/L	0.61
Fluoranthene	ND	0.20	ug/L	0.036
Pyrene	ND	0.20	ug/L	0.048
Butyl benzyl phthalate	ND	1.0	ug/L	0.51
3,3'-Dichlorobenzidine	ND	5.0	ug/L	0.48
Benzo(a)anthracene	ND	0.20	ug/L	0.052
Chrysene	ND	0.20	ug/L	0.048
bis(2-Ethylhexyl) phthalate	ND	10	ug/L	0.88
Di-n-octyl phthalate	ND	1.0	ug/L	0.39
Benzo(b)fluoranthene	ND	0.20	ug/L	0.049
Benzo(k)fluoranthene	ND	0.20	ug/L	0.049
Benzo(a)pyrene	ND	0.20	ug/L	0.048
Indeno(1,2,3-cd)pyrene	ND	0.20	ug/L	0.065
Dibenz(a,h)anthracene	ND	0.20	ug/L	0.039
Benzo(ghi)perylene	ND	0.20	ug/L	0.053

(Continued on next page)

Environmental Quality Mgt., Inc.

Client Sample ID: FWGLL2mw-265C-0572-GW

GC/MS Semivolatiles

Lot-Sample #...: A8A290102-006 **Work Order #...:** KF7WV1AC **Matrix.....:** WG

SURROGATE	PERCENT RECOVERY	RECOVERY LIMITS
Nitrobenzene-d5	69	(50 - 150)
2-Fluorobiphenyl	66	(50 - 150)
Terphenyl-d14	85	(50 - 150)
Phenol-d5	61	(50 - 150)
2-Fluorophenol	47 *	(50 - 150)
2,4,6-Tribromophenol	66	(50 - 150)

NOTE(S):

* Surrogate recovery is outside stated control limits.

Environmental Quality Mgt., Inc.

Client Sample ID: FWGLL2mw-DUP1-0601-GW

GC/MS Semivolatiles

Lot-Sample #...: A8A290102-008 **Work Order #...:** KF7W21AC **Matrix.....:** WG
Date Sampled...: 01/28/08 12:59 **Date Received..:** 01/29/08
Prep Date.....: 01/30/08 **Analysis Date..:** 02/01/08
Prep Batch #...: 8030036
Dilution Factor: 1 **Initial Wgt/Vol:** 1040 mL **Final Wgt/Vol..:** 2 mL
Method.....: SW846 8270C

PARAMETER	RESULT	REPORTING LIMIT	UNITS	MDL
Benzoic acid	ND	10	ug/L	4.4
Benzyl alcohol	ND	5.0	ug/L	0.49
Phenol	ND	1.0	ug/L	0.96
bis(2-Chloroethyl)-ether	ND	1.0	ug/L	0.088
2-Chlorophenol	ND	1.0	ug/L	0.039
1,3-Dichlorobenzene	ND	1.0	ug/L	0.53
1,4-Dichlorobenzene	ND	1.0	ug/L	0.52
1,2-Dichlorobenzene	ND	1.0	ug/L	0.59
2-Methylphenol	ND	1.0	ug/L	0.56
2,2'-oxybis(1-Chloro-propane)	ND	1.0	ug/L	0.52
4-Methylphenol	ND	1.0	ug/L	0.64
N-Nitrosodi-n-propyl-amine	ND	1.0	ug/L	0.53
Hexachloroethane	ND	1.0	ug/L	0.58
Nitrobenzene	ND	1.0	ug/L	0.053
Isophorone	ND	1.0	ug/L	0.50
2-Nitrophenol	ND	2.0	ug/L	1.3
2,4-Dimethylphenol	ND	2.0	ug/L	0.56
bis(2-Chloroethoxy) methane	ND	1.0	ug/L	0.49
2,4-Dichlorophenol	ND	2.0	ug/L	1.1
1,2,4-Trichloro-benzene	ND	1.0	ug/L	0.59
Naphthalene	ND	0.20	ug/L	0.069
4-Chloroaniline	ND	2.0	ug/L	0.56
Hexachlorobutadiene	ND	1.0	ug/L	0.51
4-Chloro-3-methylphenol	ND	2.0	ug/L	0.41
2-Methylnaphthalene	ND	0.20	ug/L	0.061
Hexachlorocyclopenta-diene	ND	10	ug/L	0.74
2,4,6-Trichloro-phenol	ND	5.0	ug/L	1.4
2,4,5-Trichloro-phenol	ND	5.0	ug/L	0.96
2-Chloronaphthalene	ND	1.0	ug/L	0.62
2-Nitroaniline	ND	2.0	ug/L	0.43

(Continued on next page)

Environmental Quality Mgt., Inc.

Client Sample ID: FWGLL2mw-DUP1-0601-GW

GC/MS Semivolatiles

Lot-Sample #...: A8A290102-008 Work Order #...: KF7W21AC Matrix.....: WG

PARAMETER	RESULT	REPORTING LIMIT	UNITS	MDL
Dimethyl phthalate	ND	1.0	ug/L	0.44
Acenaphthylene	ND	0.20	ug/L	0.054
2,6-Dinitrotoluene	ND	5.0	ug/L	0.47
3-Nitroaniline	ND	2.0	ug/L	0.67
Acenaphthene	ND	0.20	ug/L	0.054
2,4-Dinitrophenol	ND	5.0	ug/L	3.5
4-Nitrophenol	ND	5.0	ug/L	0.63
Dibenzofuran	ND	1.0	ug/L	0.54
2,4-Dinitrotoluene	ND	5.0	ug/L	0.40
Diethyl phthalate	ND	1.0	ug/L	0.63
4-Chlorophenyl phenyl ether	ND	2.0	ug/L	0.55
Fluorene	ND	0.20	ug/L	0.043
4-Nitroaniline	ND	2.0	ug/L	0.47
4,6-Dinitro-2-methylphenol	ND	5.0	ug/L	0.27
N-Nitrosodiphenylamine	ND	1.0	ug/L	0.46
4-Bromophenyl phenyl ether	ND	2.0	ug/L	0.52
Hexachlorobenzene	ND	0.20	ug/L	0.065
Pentachlorophenol	ND	5.0	ug/L	0.48
Phenanthrene	ND	0.20	ug/L	0.087
Anthracene	ND	0.20	ug/L	0.054
Carbazole	ND	1.0	ug/L	0.54
Di-n-butyl phthalate	ND	1.0	ug/L	0.61
Fluoranthene	ND	0.20	ug/L	0.036
Pyrene	ND	0.20	ug/L	0.048
Butyl benzyl phthalate	ND	1.0	ug/L	0.51
3,3'-Dichlorobenzidine	ND	5.0	ug/L	0.48
Benzo(a)anthracene	ND	0.20	ug/L	0.052
Chrysene	ND	0.20	ug/L	0.048
bis(2-Ethylhexyl) phthalate	ND	10	ug/L	0.88
Di-n-octyl phthalate	ND	1.0	ug/L	0.39
Benzo(b)fluoranthene	ND	0.20	ug/L	0.049
Benzo(k)fluoranthene	ND	0.20	ug/L	0.049
Benzo(a)pyrene	ND	0.20	ug/L	0.048
Indeno(1,2,3-cd)pyrene	ND	0.20	ug/L	0.065
Dibenz(a,h)anthracene	ND	0.20	ug/L	0.039
Benzo(ghi)perylene	ND	0.20	ug/L	0.053

(Continued on next page)

Environmental Quality Mgt., Inc.

Client Sample ID: FWGLL2mw-DUP1-0601-GW

GC/MS Semivolatiles

Lot-Sample #...: A8A290102-008 Work Order #...: KF7W21AC Matrix.....: WG

SURROGATE	PERCENT RECOVERY	RECOVERY LIMITS
Nitrobenzene-d5	75	(50 - 150)
2-Fluorobiphenyl	73	(50 - 150)
Terphenyl-d14	87	(50 - 150)
Phenol-d5	68	(50 - 150)
2-Fluorophenol	47 *	(50 - 150)
2,4,6-Tribromophenol	68	(50 - 150)

NOTE(S):

* Surrogate recovery is outside stated control limits.

Environmental Quality Mgt., Inc.

Client Sample ID: FWGLL3mw-243C-0582-GW

GC/MS Semivolatiles

Lot-Sample #...: A8A290102-010 **Work Order #...:** KF7W41AC **Matrix.....:** WG
Date Sampled...: 01/28/08 15:00 **Date Received..:** 01/29/08
Prep Date.....: 01/30/08 **Analysis Date..:** 02/01/08
Prep Batch #...: 8030036
Dilution Factor: 1 **Initial Wgt/Vol:** 1040 mL **Final Wgt/Vol..:** 2 mL
Method.....: SW846 8270C

PARAMETER	RESULT	REPORTING LIMIT	UNITS	MDL
Benzoic acid	ND	10	ug/L	4.4
Benzyl alcohol	ND	5.0	ug/L	0.49
Phenol	ND	1.0	ug/L	0.96
bis(2-Chloroethyl)-ether	ND	1.0	ug/L	0.088
2-Chlorophenol	ND	1.0	ug/L	0.039
1,3-Dichlorobenzene	ND	1.0	ug/L	0.53
1,4-Dichlorobenzene	ND	1.0	ug/L	0.52
1,2-Dichlorobenzene	ND	1.0	ug/L	0.59
2-Methylphenol	ND	1.0	ug/L	0.56
2,2'-oxybis(1-Chloro-propane)	ND	1.0	ug/L	0.52
4-Methylphenol	ND	1.0	ug/L	0.64
N-Nitrosodi-n-propyl-amine	ND	1.0	ug/L	0.53
Hexachloroethane	ND	1.0	ug/L	0.58
Nitrobenzene	ND	1.0	ug/L	0.053
Isophorone	ND	1.0	ug/L	0.50
2-Nitrophenol	ND	2.0	ug/L	1.3
2,4-Dimethylphenol	ND	2.0	ug/L	0.56
bis(2-Chloroethoxy) methane	ND	1.0	ug/L	0.49
2,4-Dichlorophenol	ND	2.0	ug/L	1.1
1,2,4-Trichloro-benzene	ND	1.0	ug/L	0.59
Naphthalene	ND	0.20	ug/L	0.069
4-Chloroaniline	ND	2.0	ug/L	0.56
Hexachlorobutadiene	ND	1.0	ug/L	0.51
4-Chloro-3-methylphenol	ND	2.0	ug/L	0.41
2-Methylnaphthalene	ND	0.20	ug/L	0.061
Hexachlorocyclopenta-diene	ND	10	ug/L	0.74
2,4,6-Trichloro-phenol	ND	5.0	ug/L	1.4
2,4,5-Trichloro-phenol	ND	5.0	ug/L	0.96
2-Chloronaphthalene	ND	1.0	ug/L	0.62
2-Nitroaniline	ND	2.0	ug/L	0.43

(Continued on next page)

Environmental Quality Mgt., Inc.

Client Sample ID: FWGLL3mw-243C-0582-GW

GC/MS Semivolatiles

Lot-Sample #...: A8A290102-010 **Work Order #...:** KF7W41AC **Matrix.....:** WG

PARAMETER	RESULT	REPORTING LIMIT	UNITS	MDL
Dimethyl phthalate	ND	1.0	ug/L	0.44
Acenaphthylene	ND	0.20	ug/L	0.054
2,6-Dinitrotoluene	ND	5.0	ug/L	0.47
3-Nitroaniline	ND	2.0	ug/L	0.67
Acenaphthene	ND	0.20	ug/L	0.054
2,4-Dinitrophenol	ND	5.0	ug/L	3.5
4-Nitrophenol	ND	5.0	ug/L	0.63
Dibenzofuran	ND	1.0	ug/L	0.54
2,4-Dinitrotoluene	ND	5.0	ug/L	0.40
Diethyl phthalate	ND	1.0	ug/L	0.63
4-Chlorophenyl phenyl ether	ND	2.0	ug/L	0.55
Fluorene	ND	0.20	ug/L	0.043
4-Nitroaniline	ND	2.0	ug/L	0.47
4,6-Dinitro-2-methylphenol	ND	5.0	ug/L	0.27
N-Nitrosodiphenylamine	ND	1.0	ug/L	0.46
4-Bromophenyl phenyl ether	ND	2.0	ug/L	0.52
Hexachlorobenzene	ND	0.20	ug/L	0.065
Pentachlorophenol	ND	5.0	ug/L	0.48
Phenanthrene	ND	0.20	ug/L	0.087
Anthracene	ND	0.20	ug/L	0.054
Carbazole	ND	1.0	ug/L	0.54
Di-n-butyl phthalate	ND	1.0	ug/L	0.61
Fluoranthene	ND	0.20	ug/L	0.036
Pyrene	ND	0.20	ug/L	0.048
Butyl benzyl phthalate	ND	1.0	ug/L	0.51
3,3'-Dichlorobenzidine	ND	5.0	ug/L	0.48
Benzo(a)anthracene	ND	0.20	ug/L	0.052
Chrysene	ND	0.20	ug/L	0.048
bis(2-Ethylhexyl) phthalate	ND	10	ug/L	0.88
Di-n-octyl phthalate	ND	1.0	ug/L	0.39
Benzo(b)fluoranthene	ND	0.20	ug/L	0.049
Benzo(k)fluoranthene	ND	0.20	ug/L	0.049
Benzo(a)pyrene	ND	0.20	ug/L	0.048
Indeno(1,2,3-cd)pyrene	ND	0.20	ug/L	0.065
Dibenz(a,h)anthracene	ND	0.20	ug/L	0.039
Benzo(ghi)perylene	ND	0.20	ug/L	0.053

(Continued on next page)

Environmental Quality Mgt., Inc.

Client Sample ID: FWGLL3mw-243C-0582-GW

GC/MS Semivolatiles

Lot-Sample #...: A8A290102-010 **Work Order #...:** KF7W41AC **Matrix.....:** WG

SURROGATE	PERCENT RECOVERY	RECOVERY LIMITS
Nitrobenzene-d5	68	(50 - 150)
2-Fluorobiphenyl	67	(50 - 150)
Terphenyl-d14	83	(50 - 150)
Phenol-d5	67	(50 - 150)
2-Fluorophenol	48 *	(50 - 150)
2,4,6-Tribromophenol	68	(50 - 150)

NOTE(S):

* Surrogate recovery is outside stated control limits.

Environmental Quality Mgt., Inc.

Client Sample ID: FWGEQUIPRINSE1-0609-GW

GC/MS Semivolatiles

Lot-Sample #...: A8A290102-012 **Work Order #...:** KF7W71AC **Matrix.....:** WQ
Date Sampled...: 01/28/08 11:24 **Date Received..:** 01/29/08
Prep Date.....: 01/30/08 **Analysis Date..:** 02/01/08
Prep Batch #...: 8030036
Dilution Factor: 1 **Initial Wgt/Vol:** 1000 mL **Final Wgt/Vol..:** 2 mL
Method.....: SW846 8270C

PARAMETER	RESULT	REPORTING LIMIT	UNITS	MDL
Benzoic acid	ND	10	ug/L	4.4
Benzyl alcohol	ND	5.0	ug/L	0.49
Phenol	ND	1.0	ug/L	0.96
bis(2-Chloroethyl)-ether	ND	1.0	ug/L	0.088
2-Chlorophenol	ND	1.0	ug/L	0.039
1,3-Dichlorobenzene	ND	1.0	ug/L	0.53
1,4-Dichlorobenzene	ND	1.0	ug/L	0.52
1,2-Dichlorobenzene	ND	1.0	ug/L	0.59
2-Methylphenol	ND	1.0	ug/L	0.56
2,2'-oxybis(1-Chloro-propane)	ND	1.0	ug/L	0.52
4-Methylphenol	ND	1.0	ug/L	0.64
N-Nitrosodi-n-propyl-amine	ND	1.0	ug/L	0.53
Hexachloroethane	ND	1.0	ug/L	0.58
Nitrobenzene	ND	1.0	ug/L	0.053
Isophorone	ND	1.0	ug/L	0.50
2-Nitrophenol	ND	2.0	ug/L	1.3
2,4-Dimethylphenol	ND	2.0	ug/L	0.56
bis(2-Chloroethoxy) methane	ND	1.0	ug/L	0.49
2,4-Dichlorophenol	ND	2.0	ug/L	1.1
1,2,4-Trichloro-benzene	ND	1.0	ug/L	0.59
Naphthalene	ND	0.20	ug/L	0.069
4-Chloroaniline	ND	2.0	ug/L	0.56
Hexachlorobutadiene	ND	1.0	ug/L	0.51
4-Chloro-3-methylphenol	ND	2.0	ug/L	0.41
2-Methylnaphthalene	ND	0.20	ug/L	0.061
Hexachlorocyclopenta-diene	ND	10	ug/L	0.74
2,4,6-Trichloro-phenol	ND	5.0	ug/L	1.4
2,4,5-Trichloro-phenol	ND	5.0	ug/L	0.96
2-Chloronaphthalene	ND	1.0	ug/L	0.62
2-Nitroaniline	ND	2.0	ug/L	0.43

(Continued on next page)

Environmental Quality Mgt., Inc.

Client Sample ID: FWGEQUIPRINSE1-0609-GW

GC/MS Semivolatiles

Lot-Sample #...: A8A290102-012 **Work Order #...:** KF7W71AC **Matrix.....:** WQ

PARAMETER	RESULT	REPORTING LIMIT	UNITS	MDL
Dimethyl phthalate	ND	1.0	ug/L	0.44
Acenaphthylene	ND	0.20	ug/L	0.054
2,6-Dinitrotoluene	ND	5.0	ug/L	0.47
3-Nitroaniline	ND	2.0	ug/L	0.67
Acenaphthene	ND	0.20	ug/L	0.054
2,4-Dinitrophenol	ND	5.0	ug/L	3.5
4-Nitrophenol	ND	5.0	ug/L	0.63
Dibenzofuran	ND	1.0	ug/L	0.54
2,4-Dinitrotoluene	ND	5.0	ug/L	0.40
Diethyl phthalate	ND	1.0	ug/L	0.63
4-Chlorophenyl phenyl ether	ND	2.0	ug/L	0.55
Fluorene	ND	0.20	ug/L	0.043
4-Nitroaniline	ND	2.0	ug/L	0.47
4,6-Dinitro-2-methylphenol	ND	5.0	ug/L	0.27
N-Nitrosodiphenylamine	ND	1.0	ug/L	0.46
4-Bromophenyl phenyl ether	ND	2.0	ug/L	0.52
Hexachlorobenzene	ND	0.20	ug/L	0.065
Pentachlorophenol	ND	5.0	ug/L	0.48
Phenanthrene	ND	0.20	ug/L	0.087
Anthracene	ND	0.20	ug/L	0.054
Carbazole	ND	1.0	ug/L	0.54
Di-n-butyl phthalate	ND	1.0	ug/L	0.61
Fluoranthene	ND	0.20	ug/L	0.036
Pyrene	ND	0.20	ug/L	0.048
Butyl benzyl phthalate	ND	1.0	ug/L	0.51
3,3'-Dichlorobenzidine	ND	5.0	ug/L	0.48
Benzo(a)anthracene	ND	0.20	ug/L	0.052
Chrysene	ND	0.20	ug/L	0.048
bis(2-Ethylhexyl) phthalate	ND	10	ug/L	0.88
Di-n-octyl phthalate	ND	1.0	ug/L	0.39
Benzo(b)fluoranthene	ND	0.20	ug/L	0.049
Benzo(k)fluoranthene	ND	0.20	ug/L	0.049
Benzo(a)pyrene	ND	0.20	ug/L	0.048
Indeno(1,2,3-cd)pyrene	ND	0.20	ug/L	0.065
Dibenz(a,h)anthracene	ND	0.20	ug/L	0.039
Benzo(ghi)perylene	ND	0.20	ug/L	0.053

(Continued on next page)

Environmental Quality Mgt., Inc.

Client Sample ID: FWGEQUIPRINSE1-0609-GW

GC/MS Semivolatiles

Lot-Sample #...: A8A290102-012 **Work Order #...:** KF7W71AC **Matrix.....:** WQ

SURROGATE	PERCENT RECOVERY	RECOVERY LIMITS
Nitrobenzene-d5	71	(50 - 150)
2-Fluorobiphenyl	71	(50 - 150)
Terphenyl-d14	87	(50 - 150)
Phenol-d5	69	(50 - 150)
2-Fluorophenol	55	(50 - 150)
2,4,6-Tribromophenol	71	(50 - 150)

Environmental Quality Mgt., Inc.

Client Sample ID: FWGLL1mw-079C-0568-GW

GC/MS Semivolatiles

Lot-Sample #...: A8A290102-013 **Work Order #...:** KF7W91AC **Matrix.....:** WG
Date Sampled...: 01/28/08 13:30 **Date Received..:** 01/29/08
Prep Date.....: 01/30/08 **Analysis Date..:** 02/01/08
Prep Batch #...: 8030036
Dilution Factor: 1 **Initial Wgt/Vol:** 1030 mL **Final Wgt/Vol..:** 2 mL
Method.....: SW846 8270C

PARAMETER	RESULT	REPORTING LIMIT	UNITS	MDL
Benzoic acid	ND	10	ug/L	4.4
Benzyl alcohol	ND	5.0	ug/L	0.49
Phenol	ND	1.0	ug/L	0.96
bis(2-Chloroethyl)-ether	ND	1.0	ug/L	0.088
2-Chlorophenol	ND	1.0	ug/L	0.039
1,3-Dichlorobenzene	ND	1.0	ug/L	0.53
1,4-Dichlorobenzene	ND	1.0	ug/L	0.52
1,2-Dichlorobenzene	ND	1.0	ug/L	0.59
2-Methylphenol	ND	1.0	ug/L	0.56
2,2'-oxybis(1-Chloro-propane)	ND	1.0	ug/L	0.52
4-Methylphenol	ND	1.0	ug/L	0.64
N-Nitrosodi-n-propyl-amine	ND	1.0	ug/L	0.53
Hexachloroethane	ND	1.0	ug/L	0.58
Nitrobenzene	ND	1.0	ug/L	0.053
Isophorone	ND	1.0	ug/L	0.50
2-Nitrophenol	ND	2.0	ug/L	1.3
2,4-Dimethylphenol	ND	2.0	ug/L	0.56
bis(2-Chloroethoxy) methane	ND	1.0	ug/L	0.49
2,4-Dichlorophenol	ND	2.0	ug/L	1.1
1,2,4-Trichloro-benzene	ND	1.0	ug/L	0.59
Naphthalene	ND	0.20	ug/L	0.069
4-Chloroaniline	ND	2.0	ug/L	0.56
Hexachlorobutadiene	ND	1.0	ug/L	0.51
4-Chloro-3-methylphenol	ND	2.0	ug/L	0.41
2-Methylnaphthalene	ND	0.20	ug/L	0.061
Hexachlorocyclopenta-diene	ND	10	ug/L	0.74
2,4,6-Trichloro-phenol	ND	5.0	ug/L	1.4
2,4,5-Trichloro-phenol	ND	5.0	ug/L	0.96
2-Chloronaphthalene	ND	1.0	ug/L	0.62
2-Nitroaniline	ND	2.0	ug/L	0.43

(Continued on next page)

Environmental Quality Mgt., Inc.

Client Sample ID: FWGLL1mw-079C-0568-GW

GC/MS Semivolatiles

Lot-Sample #...: A8A290102-013 **Work Order #...:** KF7W91AC **Matrix.....:** WG

PARAMETER	RESULT	REPORTING LIMIT	UNITS	MDL
Dimethyl phthalate	ND	1.0	ug/L	0.44
Acenaphthylene	ND	0.20	ug/L	0.054
2,6-Dinitrotoluene	ND	5.0	ug/L	0.47
3-Nitroaniline	ND	2.0	ug/L	0.67
Acenaphthene	ND	0.20	ug/L	0.054
2,4-Dinitrophenol	ND	5.0	ug/L	3.5
4-Nitrophenol	ND	5.0	ug/L	0.63
Dibenzofuran	ND	1.0	ug/L	0.54
2,4-Dinitrotoluene	ND	5.0	ug/L	0.40
Diethyl phthalate	ND	1.0	ug/L	0.63
4-Chlorophenyl phenyl ether	ND	2.0	ug/L	0.55
Fluorene	ND	0.20	ug/L	0.043
4-Nitroaniline	ND	2.0	ug/L	0.47
4,6-Dinitro-2-methylphenol	ND	5.0	ug/L	0.27
N-Nitrosodiphenylamine	ND	1.0	ug/L	0.46
4-Bromophenyl phenyl ether	ND	2.0	ug/L	0.52
Hexachlorobenzene	ND	0.20	ug/L	0.065
Pentachlorophenol	ND	5.0	ug/L	0.48
Phenanthrene	ND	0.20	ug/L	0.087
Anthracene	ND	0.20	ug/L	0.054
Carbazole	ND	1.0	ug/L	0.54
Di-n-butyl phthalate	ND	1.0	ug/L	0.61
Fluoranthene	ND	0.20	ug/L	0.036
Pyrene	ND	0.20	ug/L	0.048
Butyl benzyl phthalate	ND	1.0	ug/L	0.51
3,3'-Dichlorobenzidine	ND	5.0	ug/L	0.48
Benzo(a)anthracene	ND	0.20	ug/L	0.052
Chrysene	ND	0.20	ug/L	0.048
bis(2-Ethylhexyl) phthalate	ND	10	ug/L	0.88
Di-n-octyl phthalate	ND	1.0	ug/L	0.39
Benzo(b)fluoranthene	ND	0.20	ug/L	0.049
Benzo(k)fluoranthene	ND	0.20	ug/L	0.049
Benzo(a)pyrene	ND	0.20	ug/L	0.048
Indeno(1,2,3-cd)pyrene	ND	0.20	ug/L	0.065
Dibenz(a,h)anthracene	ND	0.20	ug/L	0.039
Benzo(ghi)perylene	ND	0.20	ug/L	0.053

(Continued on next page)

Environmental Quality Mgt., Inc.

Client Sample ID: FWGLL1mw-079C-0568-GW

GC/MS Semivolatiles

Lot-Sample #...: A8A290102-013 **Work Order #...:** KF7W91AC **Matrix.....:** WG

SURROGATE	PERCENT RECOVERY	RECOVERY LIMITS
Nitrobenzene-d5	74	(50 - 150)
2-Fluorobiphenyl	75	(50 - 150)
Terphenyl-d14	90	(50 - 150)
Phenol-d5	61	(50 - 150)
2-Fluorophenol	55	(50 - 150)
2,4,6-Tribromophenol	66	(50 - 150)

Environmental Quality Mgt., Inc.

Client Sample ID: FWGLL1mw-065C-0567-GW

GC/MS Semivolatiles

Lot-Sample #...: A8A290102-016 Work Order #...: KF7XE1AC Matrix.....: WG
Date Sampled...: 01/28/08 17:15 Date Received..: 01/29/08
Prep Date.....: 01/30/08 Analysis Date..: 02/01/08
Prep Batch #...: 8030036
Dilution Factor: 1 Initial Wgt/Vol: 1050 mL Final Wgt/Vol..: 2 mL
Method.....: SW846 8270C

PARAMETER	RESULT	REPORTING LIMIT	UNITS	MDL
Benzoic acid	ND	10	ug/L	4.4
Benzyl alcohol	ND	5.0	ug/L	0.49
Phenol	ND	1.0	ug/L	0.96
bis(2-Chloroethyl)-ether	ND	1.0	ug/L	0.088
2-Chlorophenol	ND	1.0	ug/L	0.039
1,3-Dichlorobenzene	ND	1.0	ug/L	0.53
1,4-Dichlorobenzene	ND	1.0	ug/L	0.52
1,2-Dichlorobenzene	ND	1.0	ug/L	0.59
2-Methylphenol	ND	1.0	ug/L	0.56
2,2'-oxybis(1-Chloro-propane)	ND	1.0	ug/L	0.52
4-Methylphenol	ND	1.0	ug/L	0.64
N-Nitrosodi-n-propyl-amine	ND	1.0	ug/L	0.53
Hexachloroethane	ND	1.0	ug/L	0.58
Nitrobenzene	ND	1.0	ug/L	0.053
Isophorone	ND	1.0	ug/L	0.50
2-Nitrophenol	ND	2.0	ug/L	1.3
2,4-Dimethylphenol	ND	2.0	ug/L	0.56
bis(2-Chloroethoxy) methane	ND	1.0	ug/L	0.49
2,4-Dichlorophenol	ND	2.0	ug/L	1.1
1,2,4-Trichloro-benzene	ND	1.0	ug/L	0.59
Naphthalene	ND	0.20	ug/L	0.069
4-Chloroaniline	ND	2.0	ug/L	0.56
Hexachlorobutadiene	ND	1.0	ug/L	0.51
4-Chloro-3-methylphenol	ND	2.0	ug/L	0.41
2-Methylnaphthalene	ND	0.20	ug/L	0.061
Hexachlorocyclopenta-diene	ND	10	ug/L	0.74
2,4,6-Trichloro-phenol	ND	5.0	ug/L	1.4
2,4,5-Trichloro-phenol	ND	5.0	ug/L	0.96
2-Chloronaphthalene	ND	1.0	ug/L	0.62
2-Nitroaniline	ND	2.0	ug/L	0.43

(Continued on next page)

Environmental Quality Mgt., Inc.

Client Sample ID: FWGLL1mw-065C-0567-GW

GC/MS Semivolatiles

Lot-Sample #...: A8A290102-016 Work Order #...: KF7XE1AC Matrix.....: WG

PARAMETER	RESULT	REPORTING LIMIT	UNITS	MDL
Dimethyl phthalate	ND	1.0	ug/L	0.44
Acenaphthylene	ND	0.20	ug/L	0.054
2,6-Dinitrotoluene	ND	5.0	ug/L	0.47
3-Nitroaniline	ND	2.0	ug/L	0.67
Acenaphthene	ND	0.20	ug/L	0.054
2,4-Dinitrophenol	ND	5.0	ug/L	3.5
4-Nitrophenol	ND	5.0	ug/L	0.63
Dibenzofuran	ND	1.0	ug/L	0.54
2,4-Dinitrotoluene	ND	5.0	ug/L	0.40
Diethyl phthalate	ND	1.0	ug/L	0.63
4-Chlorophenyl phenyl ether	ND	2.0	ug/L	0.55
Fluorene	ND	0.20	ug/L	0.043
4-Nitroaniline	ND	2.0	ug/L	0.47
4,6-Dinitro-2-methylphenol	ND	5.0	ug/L	0.27
N-Nitrosodiphenylamine	ND	1.0	ug/L	0.46
4-Bromophenyl phenyl ether	ND	2.0	ug/L	0.52
Hexachlorobenzene	ND	0.20	ug/L	0.065
Pentachlorophenol	ND	5.0	ug/L	0.48
Phenanthrene	ND	0.20	ug/L	0.087
Anthracene	ND	0.20	ug/L	0.054
Carbazole	ND	1.0	ug/L	0.54
Di-n-butyl phthalate	ND	1.0	ug/L	0.61
Fluoranthene	ND	0.20	ug/L	0.036
Pyrene	ND	0.20	ug/L	0.048
Butyl benzyl phthalate	ND	1.0	ug/L	0.51
3,3'-Dichlorobenzidine	ND	5.0	ug/L	0.48
Benzo(a)anthracene	ND	0.20	ug/L	0.052
Chrysene	ND	0.20	ug/L	0.048
bis(2-Ethylhexyl) phthalate	**8.6 J**	**10**	**ug/L**	**0.88**
Di-n-octyl phthalate	ND	1.0	ug/L	0.39
Benzo(b)fluoranthene	ND	0.20	ug/L	0.049
Benzo(k)fluoranthene	ND	0.20	ug/L	0.049
Benzo(a)pyrene	ND	0.20	ug/L	0.048
Indeno(1,2,3-cd)pyrene	ND	0.20	ug/L	0.065
Dibenz(a,h)anthracene	ND	0.20	ug/L	0.039
Benzo(ghi)perylene	ND	0.20	ug/L	0.053

(Continued on next page)

Environmental Quality Mgt., Inc.

Client Sample ID: FWGLL1mw-065C-0567-GW

GC/MS Semivolatiles

Lot-Sample #...: A8A290102-016 Work Order #...: KF7XE1AC Matrix.....: WG

SURROGATE	PERCENT RECOVERY	RECOVERY LIMITS
Nitrobenzene-d5	76	(50 - 150)
2-Fluorobiphenyl	76	(50 - 150)
Terphenyl-d14	89	(50 - 150)
Phenol-d5	60	(50 - 150)
2-Fluorophenol	44 *	(50 - 150)
2,4,6-Tribromophenol	63	(50 - 150)

NOTE(S):

* Surrogate recovery is outside stated control limits.

J Estimated result. Result is less than RL.

Environmental Quality Mgt., Inc.

Client Sample ID: FWGLL2mw-270C-0574-GW

GC/MS Semivolatiles

Lot-Sample #...:	A8A290102-018	**Work Order #...:**	KF7XG1AC	**Matrix.....:**	WG
Date Sampled...:	01/28/08 10:50	**Date Received..:**	01/29/08		
Prep Date.....:	01/30/08	**Analysis Date..:**	02/01/08		
Prep Batch #...:	8030036				
Dilution Factor:	1	**Initial Wgt/Vol:**	1050 mL	**Final Wgt/Vol..:**	2 mL
		Method.....:	SW846 8270C		

PARAMETER	RESULT	REPORTING LIMIT	UNITS	MDL
Benzoic acid	ND	10	ug/L	4.4
Benzyl alcohol	ND	5.0	ug/L	0.49
Phenol	ND	1.0	ug/L	0.96
bis(2-Chloroethyl)-ether	ND	1.0	ug/L	0.088
2-Chlorophenol	ND	1.0	ug/L	0.039
1,3-Dichlorobenzene	ND	1.0	ug/L	0.53
1,4-Dichlorobenzene	ND	1.0	ug/L	0.52
1,2-Dichlorobenzene	ND	1.0	ug/L	0.59
2-Methylphenol	ND	1.0	ug/L	0.56
2,2'-oxybis(1-Chloro-propane)	ND	1.0	ug/L	0.52
4-Methylphenol	ND	1.0	ug/L	0.64
N-Nitrosodi-n-propyl-amine	ND	1.0	ug/L	0.53
Hexachloroethane	ND	1.0	ug/L	0.58
Nitrobenzene	ND	1.0	ug/L	0.053
Isophorone	ND	1.0	ug/L	0.50
2-Nitrophenol	ND	2.0	ug/L	1.3
2,4-Dimethylphenol	ND	2.0	ug/L	0.56
bis(2-Chloroethoxy) methane	ND	1.0	ug/L	0.49
2,4-Dichlorophenol	ND	2.0	ug/L	1.1
1,2,4-Trichloro-benzene	ND	1.0	ug/L	0.59
Naphthalene	ND	0.20	ug/L	0.069
4-Chloroaniline	ND	2.0	ug/L	0.56
Hexachlorobutadiene	ND	1.0	ug/L	0.51
4-Chloro-3-methylphenol	ND	2.0	ug/L	0.41
2-Methylnaphthalene	ND	0.20	ug/L	0.061
Hexachlorocyclopenta-diene	ND	10	ug/L	0.74
2,4,6-Trichloro-phenol	ND	5.0	ug/L	1.4
2,4,5-Trichloro-phenol	ND	5.0	ug/L	0.96
2-Chloronaphthalene	ND	1.0	ug/L	0.62
2-Nitroaniline	ND	2.0	ug/L	0.43

(Continued on next page)

Environmental Quality Mgt., Inc.

Client Sample ID: FWGLL2mw-270C-0574-GW

GC/MS Semivolatiles

Lot-Sample #...: A8A290102-018 **Work Order #...:** KF7XG1AC **Matrix.....:** WG

PARAMETER	RESULT	REPORTING LIMIT	UNITS	MDL
Dimethyl phthalate	ND	1.0	ug/L	0.44
Acenaphthylene	ND	0.20	ug/L	0.054
2,6-Dinitrotoluene	ND	5.0	ug/L	0.47
3-Nitroaniline	ND	2.0	ug/L	0.67
Acenaphthene	ND	0.20	ug/L	0.054
2,4-Dinitrophenol	ND	5.0	ug/L	3.5
4-Nitrophenol	ND	5.0	ug/L	0.63
Dibenzofuran	ND	1.0	ug/L	0.54
2,4-Dinitrotoluene	ND	5.0	ug/L	0.40
Diethyl phthalate	ND	1.0	ug/L	0.63
4-Chlorophenyl phenyl ether	ND	2.0	ug/L	0.55
Fluorene	ND	0.20	ug/L	0.043
4-Nitroaniline	ND	2.0	ug/L	0.47
4,6-Dinitro-2-methylphenol	ND	5.0	ug/L	0.27
N-Nitrosodiphenylamine	ND	1.0	ug/L	0.46
4-Bromophenyl phenyl ether	ND	2.0	ug/L	0.52
Hexachlorobenzene	ND	0.20	ug/L	0.065
Pentachlorophenol	**1.3 J**	**5.0**	**ug/L**	**0.48**
Phenanthrene	ND	0.20	ug/L	0.087
Anthracene	ND	0.20	ug/L	0.054
Carbazole	ND	1.0	ug/L	0.54
Di-n-butyl phthalate	ND	1.0	ug/L	0.61
Fluoranthene	ND	0.20	ug/L	0.036
Pyrene	ND	0.20	ug/L	0.048
Butyl benzyl phthalate	ND	1.0	ug/L	0.51
3,3'-Dichlorobenzidine	ND	5.0	ug/L	0.48
Benzo(a)anthracene	ND	0.20	ug/L	0.052
Chrysene	ND	0.20	ug/L	0.048
bis(2-Ethylhexyl) phthalate	**14**	**10**	**ug/L**	**0.88**
Di-n-octyl phthalate	ND	1.0	ug/L	0.39
Benzo(b)fluoranthene	ND	0.20	ug/L	0.049
Benzo(k)fluoranthene	ND	0.20	ug/L	0.049
Benzo(a)pyrene	ND	0.20	ug/L	0.048
Indeno(1,2,3-cd)pyrene	ND	0.20	ug/L	0.065
Dibenz(a,h)anthracene	ND	0.20	ug/L	0.039
Benzo(ghi)perylene	ND	0.20	ug/L	0.053

(Continued on next page)

Environmental Quality Mgt., Inc.

Client Sample ID: FWGLL2mw-270C-0574-GW

GC/MS Semivolatiles

Lot-Sample #...: A8A290102-018 Work Order #...: KF7XG1AC Matrix.....: WG

SURROGATE	PERCENT RECOVERY	RECOVERY LIMITS
Nitrobenzene-d5	68	(50 - 150)
2-Fluorobiphenyl	68	(50 - 150)
Terphenyl-d14	84	(50 - 150)
Phenol-d5	70	(50 - 150)
2-Fluorophenol	51	(50 - 150)
2,4,6-Tribromophenol	75	(50 - 150)

NOTE(S):

J Estimated result. Result is less than RL.

Environmental Quality Mgt., Inc.

Client Sample ID: FWGLL2mw-268C-0573-GW

GC/MS Semivolatiles

Lot-Sample #...: A8A290102-020	**Work Order #...:** KF7XM1AC	**Matrix.....:** WG	
Date Sampled...: 01/28/08 12:30	**Date Received..:** 01/29/08		
Prep Date.....: 01/30/08	**Analysis Date..:** 02/01/08		
Prep Batch #...: 8030036			
Dilution Factor: 1	***Initial Wgt/Vol:*** 1020 mL	***Final Wgt/Vol..:*** 2 mL	
	Method.....: SW846 8270C		

PARAMETER	RESULT	REPORTING LIMIT	UNITS	MDL
Benzoic acid	ND	10	ug/L	4.4
Benzyl alcohol	ND	5.0	ug/L	0.49
Phenol	ND	1.0	ug/L	0.96
bis(2-Chloroethyl)-ether	ND	1.0	ug/L	0.088
2-Chlorophenol	ND	1.0	ug/L	0.039
1,3-Dichlorobenzene	ND	1.0	ug/L	0.53
1,4-Dichlorobenzene	ND	1.0	ug/L	0.52
1,2-Dichlorobenzene	ND	1.0	ug/L	0.59
2-Methylphenol	ND	1.0	ug/L	0.56
2,2'-oxybis(1-Chloro-propane)	ND	1.0	ug/L	0.52
4-Methylphenol	ND	1.0	ug/L	0.64
N-Nitrosodi-n-propyl-amine	ND	1.0	ug/L	0.53
Hexachloroethane	ND	1.0	ug/L	0.58
Nitrobenzene	ND	1.0	ug/L	0.053
Isophorone	ND	1.0	ug/L	0.50
2-Nitrophenol	ND	2.0	ug/L	1.3
2,4-Dimethylphenol	ND	2.0	ug/L	0.56
bis(2-Chloroethoxy) methane	ND	1.0	ug/L	0.49
2,4-Dichlorophenol	ND	2.0	ug/L	1.1
1,2,4-Trichloro-benzene	ND	1.0	ug/L	0.59
Naphthalene	ND	0.20	ug/L	0.069
4-Chloroaniline	ND	2.0	ug/L	0.56
Hexachlorobutadiene	ND	1.0	ug/L	0.51
4-Chloro-3-methylphenol	ND	2.0	ug/L	0.41
2-Methylnaphthalene	ND	0.20	ug/L	0.061
Hexachlorocyclopenta-diene	ND	10	ug/L	0.74
2,4,6-Trichloro-phenol	ND	5.0	ug/L	1.4
2,4,5-Trichloro-phenol	ND	5.0	ug/L	0.96
2-Chloronaphthalene	ND	1.0	ug/L	0.62
2-Nitroaniline	ND	2.0	ug/L	0.43

(Continued on next page)

Environmental Quality Mgt., Inc.

Client Sample ID: FWGLL2mw-268C-0573-GW

GC/MS Semivolatiles

Lot-Sample #...: A8A290102-020 Work Order #...: KF7XM1AC Matrix.....: WG

PARAMETER	RESULT	REPORTING LIMIT	UNITS	MDL
Dimethyl phthalate	ND	1.0	ug/L	0.44
Acenaphthylene	ND	0.20	ug/L	0.054
2,6-Dinitrotoluene	ND	5.0	ug/L	0.47
3-Nitroaniline	ND	2.0	ug/L	0.67
Acenaphthene	ND	0.20	ug/L	0.054
2,4-Dinitrophenol	ND	5.0	ug/L	3.5
4-Nitrophenol	ND	5.0	ug/L	0.63
Dibenzofuran	ND	1.0	ug/L	0.54
2,4-Dinitrotoluene	ND	5.0	ug/L	0.40
Diethyl phthalate	ND	1.0	ug/L	0.63
4-Chlorophenyl phenyl ether	ND	2.0	ug/L	0.55
Fluorene	ND	0.20	ug/L	0.043
4-Nitroaniline	ND	2.0	ug/L	0.47
4,6-Dinitro-2-methylphenol	ND	5.0	ug/L	0.27
N-Nitrosodiphenylamine	ND	1.0	ug/L	0.46
4-Bromophenyl phenyl ether	ND	2.0	ug/L	0.52
Hexachlorobenzene	ND	0.20	ug/L	0.065
Pentachlorophenol	ND	5.0	ug/L	0.48
Phenanthrene	ND	0.20	ug/L	0.087
Anthracene	ND	0.20	ug/L	0.054
Carbazole	ND	1.0	ug/L	0.54
Di-n-butyl phthalate	ND	1.0	ug/L	0.61
Fluoranthene	ND	0.20	ug/L	0.036
Pyrene	ND	0.20	ug/L	0.048
Butyl benzyl phthalate	ND	1.0	ug/L	0.51
3,3'-Dichlorobenzidine	ND	5.0	ug/L	0.48
Benzo(a)anthracene	ND	0.20	ug/L	0.052
Chrysene	ND	0.20	ug/L	0.048
bis(2-Ethylhexyl) phthalate	ND	10	ug/L	0.88
Di-n-octyl phthalate	ND	1.0	ug/L	0.39
Benzo(b)fluoranthene	ND	0.20	ug/L	0.049
Benzo(k)fluoranthene	ND	0.20	ug/L	0.049
Benzo(a)pyrene	ND	0.20	ug/L	0.048
Indeno(1,2,3-cd)pyrene	ND	0.20	ug/L	0.065
Dibenz(a,h)anthracene	ND	0.20	ug/L	0.039
Benzo(ghi)perylene	ND	0.20	ug/L	0.053

(Continued on next page)

Environmental Quality Mgt., Inc.

Client Sample ID: FWGLL2mw-268C-0573-GW

GC/MS Semivolatiles

Lot-Sample #...: A8A290102-020 **Work Order #...:** KF7XM1AC **Matrix.....:** WG

SURROGATE	PERCENT RECOVERY	RECOVERY LIMITS
Nitrobenzene-d5	68	(50 - 150)
2-Fluorobiphenyl	65	(50 - 150)
Terphenyl-d14	83	(50 - 150)
Phenol-d5	69	(50 - 150)
2-Fluorophenol	57	(50 - 150)
2,4,6-Tribromophenol	73	(50 - 150)

Environmental Quality Mgt., Inc.

Client Sample ID: FWGLL2mw-261C-0570-GW

GC/MS Semivolatiles

Lot-Sample #...: A8A290102-022 Work Order #...: KF7XQ1AE Matrix.....: WG
Date Sampled...: 01/28/08 14:00 Date Received..: 01/29/08
Prep Date.....: 01/30/08 Analysis Date..: 02/01/08
Prep Batch #...: 8030036
Dilution Factor: 1 Initial Wgt/Vol: 1030 mL Final Wgt/Vol..: 2 mL
Method.....: SW846 8270C

PARAMETER	RESULT	REPORTING LIMIT	UNITS	MDL
Benzoic acid	ND	10	ug/L	4.4
Benzyl alcohol	ND	5.0	ug/L	0.49
Phenol	ND	1.0	ug/L	0.96
bis(2-Chloroethyl)-ether	ND	1.0	ug/L	0.088
2-Chlorophenol	ND	1.0	ug/L	0.039
1,3-Dichlorobenzene	ND	1.0	ug/L	0.53
1,4-Dichlorobenzene	ND	1.0	ug/L	0.52
1,2-Dichlorobenzene	ND	1.0	ug/L	0.59
2-Methylphenol	ND	1.0	ug/L	0.56
2,2'-oxybis(1-Chloro-propane)	ND	1.0	ug/L	0.52
4-Methylphenol	ND	1.0	ug/L	0.64
N-Nitrosodi-n-propyl-amine	ND	1.0	ug/L	0.53
Hexachloroethane	ND	1.0	ug/L	0.58
Nitrobenzene	ND	1.0	ug/L	0.053
Isophorone	ND	1.0	ug/L	0.50
2-Nitrophenol	ND	2.0	ug/L	1.3
2,4-Dimethylphenol	ND	2.0	ug/L	0.56
bis(2-Chloroethoxy) methane	ND	1.0	ug/L	0.49
2,4-Dichlorophenol	ND	2.0	ug/L	1.1
1,2,4-Trichloro-benzene	ND	1.0	ug/L	0.59
Naphthalene	ND	0.20	ug/L	0.069
4-Chloroaniline	ND	2.0	ug/L	0.56
Hexachlorobutadiene	ND	1.0	ug/L	0.51
4-Chloro-3-methylphenol	ND	2.0	ug/L	0.41
2-Methylnaphthalene	ND	0.20	ug/L	0.061
Hexachlorocyclopenta-diene	ND	10	ug/L	0.74
2,4,6-Trichloro-phenol	ND	5.0	ug/L	1.4
2,4,5-Trichloro-phenol	ND	5.0	ug/L	0.96
2-Chloronaphthalene	ND	1.0	ug/L	0.62
2-Nitroaniline	ND	2.0	ug/L	0.43

(Continued on next page)

Environmental Quality Mgt., Inc.

Client Sample ID: FWGLL2mw-261C-0570-GW

GC/MS Semivolatiles

Lot-Sample #...: A8A290102-022 **Work Order #...:** KF7XQ1AE **Matrix.....:** WG

PARAMETER	RESULT	REPORTING LIMIT	UNITS	MDL
Dimethyl phthalate	ND	1.0	ug/L	0.44
Acenaphthylene	ND	0.20	ug/L	0.054
2,6-Dinitrotoluene	ND	5.0	ug/L	0.47
3-Nitroaniline	ND	2.0	ug/L	0.67
Acenaphthene	ND	0.20	ug/L	0.054
2,4-Dinitrophenol	ND	5.0	ug/L	3.5
4-Nitrophenol	ND	5.0	ug/L	0.63
Dibenzofuran	ND	1.0	ug/L	0.54
2,4-Dinitrotoluene	ND	5.0	ug/L	0.40
Diethyl phthalate	ND	1.0	ug/L	0.63
4-Chlorophenyl phenyl ether	ND	2.0	ug/L	0.55
Fluorene	ND	0.20	ug/L	0.043
4-Nitroaniline	ND	2.0	ug/L	0.47
4,6-Dinitro-2-methylphenol	ND	5.0	ug/L	0.27
N-Nitrosodiphenylamine	ND	1.0	ug/L	0.46
4-Bromophenyl phenyl ether	ND	2.0	ug/L	0.52
Hexachlorobenzene	ND	0.20	ug/L	0.065
Pentachlorophenol	ND	5.0	ug/L	0.48
Phenanthrene	ND	0.20	ug/L	0.087
Anthracene	ND	0.20	ug/L	0.054
Carbazole	ND	1.0	ug/L	0.54
Di-n-butyl phthalate	ND	1.0	ug/L	0.61
Fluoranthene	ND	0.20	ug/L	0.036
Pyrene	ND	0.20	ug/L	0.048
Butyl benzyl phthalate	ND	1.0	ug/L	0.51
3,3'-Dichlorobenzidine	ND	5.0	ug/L	0.48
Benzo(a)anthracene	ND	0.20	ug/L	0.052
Chrysene	ND	0.20	ug/L	0.048
bis(2-Ethylhexyl) phthalate	ND	10	ug/L	0.88
Di-n-octyl phthalate	ND	1.0	ug/L	0.39
Benzo(b)fluoranthene	ND	0.20	ug/L	0.049
Benzo(k)fluoranthene	ND	0.20	ug/L	0.049
Benzo(a)pyrene	ND	0.20	ug/L	0.048
Indeno(1,2,3-cd)pyrene	ND	0.20	ug/L	0.065
Dibenz(a,h)anthracene	ND	0.20	ug/L	0.039
Benzo(ghi)perylene	ND	0.20	ug/L	0.053

(Continued on next page)

Environmental Quality Mgt., Inc.

Client Sample ID: FWGLL2mw-261C-0570-GW

GC/MS Semivolatiles

Lot-Sample #...: A8A290102-022 **Work Order #...:** KF7XQ1AE **Matrix.....:** WG

SURROGATE	PERCENT RECOVERY	RECOVERY LIMITS
Nitrobenzene-d5	74	(50 - 150)
2-Fluorobiphenyl	73	(50 - 150)
Terphenyl-d14	90	(50 - 150)
Phenol-d5	74	(50 - 150)
2-Fluorophenol	60	(50 - 150)
2,4,6-Tribromophenol	77	(50 - 150)

TestAmerica North Canton

Semivolatile REPORT SW-846 Method 8270

Data file : \\cansvr11\dd\chem\MSS\a4hp7.i\80131t.b\MDLCK1.D
Lab Smp Id: L1
Inj Date : 31-JAN-2008 14:54
Operator : 001710 Inst ID: a4hp7.i
Smp Info : mdlck1,80131a.b,8270p,pah.sub
Misc Info :
Comment :
Method : \\cansvr11\dd\chem\MSS\a4hp7.i\80131t.b\8270P.m
Meth Date : 06-Feb-2008 10:41 a4hp7.i Quant Type: ISTD
Cal Date : 31-JAN-2008 18:31 Cal File: 7AM0131.D
Als bottle: 6
Dil Factor: 1.00000
Integrator: HP RTE Compound Sublist: 1-827042d.sub
Target Version: 4.14
Processing Host: CANPMSSV01

	Compounds	QUANT SIG MASS	RT	EXP RT	REL RT	RESPONSE	CONCENTRATIONS ON-COLUMN (NG)	FINAL (NG)
* 1	1,4-Dichlorobenzene-d4	152	3.640	3.644	(1.000)	164543	2.00000	
* 2	Naphthalene-d8	136	4.538	4.537	(1.000)	644904	2.00000	
* 3	Acenaphthene-d10	164	5.811	5.810	(1.000)	351075	2.00000	
* 4	Phenanthrene-d10	188	6.903	6.901	(1.000)	609485	2.00000	
* 5	Chrysene-d12	240	8.908	8.902	(1.000)	587834	2.00000	
* 6	Perylene-d12	264	10.486	10.474	(1.000)	508778	2.00000	
9	Pyridine	79	2.041	2.034	(0.561)	8013	0.04980	0.049804(QM)
10	N-Nitrosodimethylamine	74	2.003	1.997	(0.550)	4968	0.04993	0.049926(QM)
11	Ethyl methacrylate	69	2.233	2.232	(0.614)	7582	0.05103	0.051025
12	3-Chloropropionitrile	54	2.410	2.408	(0.662)	4190	0.05466	0.054657(Q)
13	Malononitrile	66	2.549	2.542	(0.700)	10555	0.05389	0.053889
209	Benzaldehyde	77	3.351	3.350	(0.921)	6105	0.05620	0.056205
21	Aniline	93	3.410	3.409	(0.937)	11718	0.04869	0.048689
22	Phenol	94	3.340	3.344	(0.918)	9140	0.04956	0.049555
23	bis(2-Chloroethyl)ether	93	3.431	3.430	(0.943)	8057	0.05687	0.056868
24	2-Chlorophenol	128	3.495	3.494	(0.960)	5515	0.05388	0.053883
26	1,3-Dichlorobenzene	146	3.608	3.607	(0.991)	5226	0.05057	0.050574
27	1,4-Dichlorobenzene	146	3.656	3.655	(1.004)	3241	0.04874	0.048742(QM)
28	1,2-Dichlorobenzene	146	3.763	3.762	(1.034)	4889	0.05057	0.050572
29	Benzyl Alcohol	108	3.704	3.708	(1.018)	4573	0.05397	0.053975(M)
30	2-Methylphenol	108	3.763	3.762	(1.034)	5845	0.05134	0.051344
31	bis(2-Chloroisopropyl)ether	45	3.795	3.794	(1.043)	9279	0.05540	0.055398
37	Acetophenone	105	3.902	3.901	(1.072)	9170	0.04925	0.049247
32	N-Nitroso-di-n-propylamine	70	3.886	3.885	(1.068)	6902	0.05301	0.053010
192	4-Methylphenol	108	3.859	3.863	(1.060)	5737	0.04672	0.046715
34	Hexachloroethane	117	4.004	4.002	(1.100)	2693	0.05881	0.058814
35	Nitrobenzene	77	4.030	4.029	(0.888)	9653	0.05546	0.055463
41	Isophorone	82	4.185	4.190	(0.922)	14960	0.05030	0.050296
42	2-Nitrophenol	139	4.255	4.254	(0.938)	2035	0.03611	0.036113(Q)
43	2,4-Dimethylphenol	107	4.244	4.243	(0.935)	6868	0.04866	0.048660
44	bis(2-Chloroethoxy)methane	93	4.314	4.318	(0.951)	8029	0.05016	0.050155
46	2,4-Toluenediamene	121	5.357	5.356	(1.180)	4349	0.02730	0.027304
47	1,3,5-Trichlorobenzene	180	4.260	4.264	(0.939)	3966	0.04998	0.049977

	Compounds	QUANT SIG MASS	RT	EXP RT	REL RT	RESPONSE	CONCENTRATIONS ON-COLUMN (NG)	CONCENTRATIONS FINAL (NG)
48	2,4-Dichlorophenol	162	4.415	4.414	(0.973)	3972	0.04928	0.049281
49	Benzoic Acid	122	Compound Not Detected.					
50	1,2,4-Trichlorobenzene	180	4.485	4.489	(0.988)	4893	0.05759	0.057592
51	Naphthalene	128	4.555	4.553	(1.004)	15062	0.04835	0.048348
52	4-Chloroaniline	127	4.571	4.569	(1.007)	6179	0.04414	0.044135 (M)
56	Hexachlorobutadiene	225	4.624	4.623	(1.019)	2999	0.05866	0.058661
210	Caprolactam	113	4.795	4.799	(1.057)	1649	0.04349	0.043488 (Q)
57	1,2,3-Trichlorobenzene	180	4.651	4.655	(1.025)	4699	0.06156	0.061555
59	4-Chloro-3-Methylphenol	107	4.886	4.885	(1.077)	5609	0.04679	0.046787
62	2-Methylnaphthalene	142	5.047	5.045	(1.112)	9642	0.05231	0.052310
63	1-Methylnaphthalene	142	5.121	5.120	(1.128)	10291	0.05267	0.052675
64	Hexachlorocyclopentadiene	237	5.154	5.152	(0.887)	3102	0.05234	0.052341 (M)
66	2,4,6-Trichlorophenol	196	5.234	5.232	(0.901)	2911	0.04730	0.047295
67	2,4,5-Trichlorophenol	196	5.261	5.259	(0.905)	2780	0.04278	0.042776
211	1,1'-Biphenyl	154	5.373	5.372	(0.925)	13669	0.05450	0.054495
68	1,2,3,5-Tetrachlorobenzene	216	5.154	5.152	(0.887)	5028	0.05747	0.057469
70	2-Chloronaphthalene	162	5.405	5.404	(0.930)	9991	0.05432	0.054323
73	2-Nitroaniline	65	5.458	5.457	(0.939)	4543	0.04756	0.047560
74	1,2,3,4-Tetrachlorobenzene	216	5.373	5.377	(0.925)	4212	0.05287	0.052869
76	Dimethylphthalate	163	5.565	5.564	(0.958)	11172	0.05173	0.051731
78	2,6-Dinitrotoluene	165	5.624	5.623	(0.968)	2136	0.04456	0.044564
79	Acenaphthylene	152	5.710	5.714	(0.983)	15869	0.04969	0.049693
80	1,2-Dinitrobenzene	168	5.667	5.666	(0.975)	1173	0.04674	0.046736 (Q)
81	3-Nitroaniline	138	5.753	5.751	(0.990)	2171	0.04083	0.040832 (QM)
82	Acenaphthene	153	5.833	5.837	(1.004)	10842	0.05491	0.054914
83	2,4-Dinitrophenol	184	Compound Not Detected.					
85	4-Nitrophenol	109	Compound Not Detected.					
86	Dibenzofuran	168	5.956	5.960	(1.025)	14409	0.05146	0.051462
87	2,4-Dinitrotoluene	165	5.918	5.917	(1.018)	2408	0.03723	0.037230 (QM)
91	2,3,5,6-Tetrachlorophenol	232	5.999	6.003	(1.032)	2456	0.04392	0.043920 (Q)
93	Diethylphthalate	149	6.068	6.072	(1.044)	12851	0.05562	0.055624
94	Fluorene	166	6.207	6.206	(1.068)	12153	0.05226	0.052262
95	4-Chlorophenyl-phenylether	204	6.186	6.185	(1.064)	5344	0.05126	0.051264
96	4-Nitroaniline	138	6.197	6.195	(1.066)	2778	0.04812	0.048117 (M)
98	4,6-Dinitro-2-methylphenol	198	6.218	6.217	(0.901)	1273	0.02979	0.029793 (QM)
99	N-Nitrosodiphenylamine	169	6.266	6.265	(0.908)	8014	0.04942	0.049418
100	1,2-Diphenylhydrazine	77	6.304	6.302	(0.913)	17385	0.04923	0.049234
106	4-Bromophenyl-phenylether	248	6.550	6.548	(0.949)	2703	0.04999	0.049989
107	Hexachlorobenzene	284	6.608	6.612	(0.957)	2498	0.04701	0.047012
212	Atrazine	200	6.624	6.628	(0.960)	3078	0.05213	0.052128
111	Pentachlorophenol	266	6.742	6.741	(0.977)	2496	0.06872	0.068723
115	Phenanthrene	178	6.919	6.917	(1.002)	17468	0.05330	0.053304
116	Anthracene	178	6.956	6.955	(1.008)	16113	0.04962	0.049625
119	Carbazole	167	7.058	7.056	(1.022)	14032	0.04668	0.046675
120	Di-n-Butylphthalate	149	7.256	7.254	(1.051)	33852	0.08898	0.088977
123	Fluoranthene	202	7.796	7.794	(1.129)	17025	0.04967	0.049671
124	Benzidine	184	7.860	7.859	(0.882)	6733	0.03411	0.034109
125	Pyrene	202	7.972	7.971	(0.895)	17754	0.04797	0.047966
131	Butylbenzylphthalate	149	8.389	8.383	(0.942)	9190	0.05488	0.054883
133	3,3'-Dimethoxybenzidine	244	8.796	8.789	(0.987)	2742	0.03396	0.033965
135	3,3'-Dichlorobenzidine	252	8.839	8.832	(0.992)	5255	0.04394	0.043938
136	Benzo(a)Anthracene	228	8.898	8.891	(0.999)	18502	0.05263	0.052630
137	Chrysene	228	8.930	8.923	(1.002)	16932	0.05256	0.052556
138	4,4'-Methylene bis(o-chloroan	231	8.833	8.827	(0.992)	2817	0.04337	0.043372

	Compounds	QUANT SIG MASS	RT	EXP RT	REL RT	RESPONSE	CONCENTRATIONS ON-COLUMN (NG)	CONCENTRATIONS FINAL (NG)
139	bis(2-ethylhexyl)Phthalate	149	8.812	8.800	(0.989)	10032	0.04301	0.043006
140	Di-n-octylphthalate	149	9.400	9.394	(0.896)	12900	0.03348	0.033478 (M)
141	Benzo(b)fluoranthene	252	9.989	9.977	(0.953)	14613	0.04536	0.045358
142	Benzo(k)fluoranthene	252	10.021	10.009	(0.956)	16558	0.05198	0.051983
146	Benzo(a)pyrene	252	10.411	10.405	(0.993)	12672	0.04469	0.044685
149	Indeno(1,2,3-cd)pyrene	276	12.219	12.212	(1.165)	12876	0.04169	0.041695
150	Dibenz(a,h)anthracene	278	12.241	12.223	(1.167)	11859	0.04420	0.044203
151	Benzo(g,h,i)perylene	276	12.765	12.747	(1.217)	13397	0.05040	0.050399
198	1,4-Dioxane	88	Compound Not Detected.					
$ 154	Nitrobenzene-d5	82	4.014	4.018	(0.885)	9583	0.05339	0.053390 (R)
$ 155	2-Fluorobiphenyl	172	5.293	5.297	(0.911)	11424	0.05210	0.052100 (R)
$ 156	Terphenyl-d14	244	8.047	8.046	(0.903)	12237	0.05187	0.051873 (R)
$ 157	Phenol-d5	99	3.330	3.334	(0.915)	8463	0.04976	0.049764 (R)
$ 158	2-Fluorophenol	112	2.763	2.761	(0.759)	5233	0.04835	0.048348 (R)
$ 159	2,4,6-Tribromophenol	330	6.378	6.382	(1.098)	1192	0.05046	0.050458 (QR)
$ 186	2-Chlorophenol-d4	132	3.485	3.483	(0.957)	5171	0.05393	0.053933 (R)
$ 187	1,2-Dichlorobenzene-d4	152	3.752	3.751	(1.031)	3342	0.05098	0.050976 (R)
M 195	Cresols, total	100				11582	0.09806	0.098059
101	Diphenylamine	169	6.266	6.265	(0.908)	8014	0.04942	0.049418

QC Flag Legend

Q - Qualifier signal failed the ratio test.
R - Spike/Surrogate failed recovery limits.
M - Compound response manually integrated.

TestAmerica North Canton

Semivolatile REPORT SW-846 Method 8270

Data file : \\cansvr11\dd\chem\MSS\a4hp7.i\80131t.b\MDLCK2.D
Lab Smp Id: L2
Inj Date : 31-JAN-2008 14:34
Operator : 001710 Inst ID: a4hp7.i
Smp Info : mdlck2,80131a.b,8270p,1-827042d.sub
Misc Info :
Comment :
Method : \\cansvr11\dd\chem\MSS\a4hp7.i\80131t.b\8270P.m
Meth Date : 06-Feb-2008 10:41 a4hp7.i Quant Type: ISTD
Cal Date : 31-JAN-2008 18:31 Cal File: 7AM0131.D
Als bottle: 5
Dil Factor: 1.00000
Integrator: HP RTE Compound Sublist: 1-827042d.sub
Target Version: 4.14
Processing Host: CANPMSSV01

	Compounds	QUANT SIG MASS	RT	EXP RT	REL RT	RESPONSE	CONCENTRATIONS ON-COLUMN (NG)	FINAL (NG)
* 1	1,4-Dichlorobenzene-d4	152	3.645	3.644	(1.000)	181788	2.00000	
* 2	Naphthalene-d8	136	4.538	4.537	(1.000)	725333	2.00000	
* 3	Acenaphthene-d10	164	5.811	5.810	(1.000)	395611	2.00000	
* 4	Phenanthrene-d10	188	6.897	6.901	(1.000)	687626	2.00000	
* 5	Chrysene-d12	240	8.903	8.902	(1.000)	660478	2.00000	
* 6	Perylene-d12	264	10.481	10.474	(1.000)	569826	2.00000	
9	Pyridine	79	2.040	2.034	(0.560)	38419	0.21614	0.21614 (QM)
10	N-Nitrosodimethylamine	74	2.003	1.997	(0.550)	26877	0.24448	0.24448
11	Ethyl methacrylate	69	2.238	2.232	(0.614)	38841	0.23659	0.23659
12	3-Chloropropionitrile	54	2.410	2.408	(0.661)	20020	0.23638	0.23638 (Q)
13	Malononitrile	66	2.549	2.542	(0.699)	49400	0.22829	0.22829
209	Benzaldehyde	77	3.351	3.350	(0.919)	31848	0.26539	0.26539
21	Aniline	93	3.410	3.409	(0.935)	58955	0.22173	0.22172
22	Phenol	94	3.340	3.344	(0.916)	46199	0.22672	0.22672
23	bis(2-Chloroethyl)ether	93	3.431	3.430	(0.941)	36195	0.23124	0.23124
24	2-Chlorophenol	128	3.495	3.494	(0.959)	26176	0.23149	0.23149
26	1,3-Dichlorobenzene	146	3.608	3.607	(0.990)	27346	0.23953	0.23953
27	1,4-Dichlorobenzene	146	3.656	3.655	(1.003)	17360	0.23631	0.23631 (M)
28	1,2-Dichlorobenzene	146	3.763	3.762	(1.032)	24671	0.23099	0.23099
29	Benzyl Alcohol	108	3.709	3.708	(1.018)	21858	0.23351	0.23351
30	2-Methylphenol	108	3.763	3.762	(1.032)	28601	0.22741	0.22741
31	bis(2-Chloroisopropyl)ether	45	3.795	3.794	(1.041)	45561	0.24621	0.24621
37	Acetophenone	105	3.902	3.901	(1.070)	48991	0.23815	0.23815
32	N-Nitroso-di-n-propylamine	70	3.886	3.885	(1.066)	33475	0.23271	0.23271
192	4-Methylphenol	108	3.859	3.863	(1.059)	30918	0.22788	0.22788
34	Hexachloroethane	117	4.003	4.002	(1.098)	12090	0.23899	0.23899
35	Nitrobenzene	77	4.030	4.029	(0.888)	43455	0.22199	0.22199
41	Isophorone	82	4.185	4.190	(0.922)	75108	0.22452	0.22452
42	2-Nitrophenol	139	4.255	4.254	(0.938)	13681	0.21586	0.21586
43	2,4-Dimethylphenol	107	4.244	4.243	(0.935)	36549	0.23024	0.23024 (Q)
44	bis(2-Chloroethoxy)methane	93	4.314	4.318	(0.951)	43506	0.24164	0.24164
46	2,4-Toluenediamene	121	5.351	5.356	(1.179)	24779	0.21072	0.21072
47	1,3,5-Trichlorobenzene	180	4.266	4.264	(0.940)	21168	0.23717	0.23717

	Compounds	QUANT SIG MASS	RT	EXP RT	REL RT	RESPONSE	CONCENTRATIONS ON-COLUMN (NG)	FINAL (NG)	
48	2,4-Dichlorophenol	162	4.415	4.414	(0.973)	19438	0.21443	0.21443	
49	Benzoic Acid	122	Compound Not Detected.						
50	1,2,4-Trichlorobenzene	180	4.485	4.489	(0.988)	21710	0.22720	0.22720	
51	Naphthalene	128	4.554	4.553	(1.004)	81527	0.23268	0.23268	
52	4-Chloroaniline	127	4.570	4.569	(1.007)	36804	0.23373	0.23373	(M)
56	Hexachlorobutadiene	225	4.624	4.623	(1.019)	13212	0.22977	0.22977	
210	Caprolactam	113	4.795	4.799	(1.057)	8237	0.19314	0.19314	(Q)
57	1,2,3-Trichlorobenzene	180	4.651	4.655	(1.025)	20892	0.24333	0.24333	
59	4-Chloro-3-Methylphenol	107	4.886	4.885	(1.077)	28701	0.21286	0.21286	
62	2-Methylnaphthalene	142	5.046	5.045	(1.112)	46840	0.22594	0.22594	
63	1-Methylnaphthalene	142	5.121	5.120	(1.128)	51094	0.23253	0.23253	
64	Hexachlorocyclopentadiene	237	5.153	5.152	(0.887)	15087	0.22591	0.22591	
66	2,4,6-Trichlorophenol	196	5.234	5.232	(0.901)	15115	0.21793	0.21793	
67	2,4,5-Trichlorophenol	196	5.260	5.259	(0.905)	16230	0.22162	0.22162	
211	1,1'-Biphenyl	154	5.373	5.372	(0.925)	65343	0.23118	0.23118	
68	1,2,3,5-Tetrachlorobenzene	216	5.153	5.152	(0.887)	23112	0.23443	0.23443	
70	2-Chloronaphthalene	162	5.405	5.404	(0.930)	47912	0.23118	0.23118	
73	2-Nitroaniline	65	5.458	5.457	(0.939)	23316	0.21662	0.21662	
74	1,2,3,4-Tetrachlorobenzene	216	5.373	5.377	(0.925)	22125	0.24645	0.24645	
76	Dimethylphthalate	163	5.565	5.564	(0.958)	55436	0.22779	0.22779	
78	2,6-Dinitrotoluene	165	5.619	5.623	(0.967)	10870	0.20125	0.20125	
79	Acenaphthylene	152	5.710	5.714	(0.983)	80210	0.22290	0.22290	
80	1,2-Dinitrobenzene	168	5.667	5.666	(0.975)	6051	0.21395	0.21395	
81	3-Nitroaniline	138	5.752	5.751	(0.990)	12320	0.20563	0.20562	
82	Acenaphthene	153	5.833	5.837	(1.004)	49642	0.22313	0.22313	
83	2,4-Dinitrophenol	184	5.827	5.826	(1.003)	12920	0.29507	0.29507	(Q)
85	4-Nitrophenol	109	5.833	5.832	(1.004)	8468	0.17502	0.17502	
86	Dibenzofuran	168	5.956	5.960	(1.025)	72593	0.23008	0.23008	
87	2,4-Dinitrotoluene	165	5.918	5.917	(1.018)	14554	0.19969	0.19968	
91	2,3,5,6-Tetrachlorophenol	232	5.998	6.003	(1.032)	13056	0.20720	0.20720	
93	Diethylphthalate	149	6.068	6.072	(1.044)	60528	0.23249	0.23249	
94	Fluorene	166	6.207	6.206	(1.068)	60457	0.23072	0.23072	
95	4-Chlorophenyl-phenylether	204	6.186	6.185	(1.064)	26467	0.22531	0.22531	
96	4-Nitroaniline	138	6.196	6.195	(1.066)	13297	0.20439	0.20439	
98	4,6-Dinitro-2-methylphenol	198	6.218	6.217	(0.902)	7634	0.15836	0.15836	
99	N-Nitrosodiphenylamine	169	6.266	6.265	(0.908)	41218	0.22528	0.22528	
100	1,2-Diphenylhydrazine	77	6.303	6.302	(0.914)	90846	0.22804	0.22804	
106	4-Bromophenyl-phenylether	248	6.549	6.548	(0.950)	13378	0.21930	0.21930	
107	Hexachlorobenzene	284	6.614	6.612	(0.959)	14244	0.23761	0.23761	
212	Atrazine	200	6.624	6.628	(0.960)	15068	0.22619	0.22619	
111	Pentachlorophenol	266	6.742	6.741	(0.978)	16196	0.39525	0.39525	
115	Phenanthrene	178	6.918	6.917	(1.003)	86809	0.23480	0.23480	
116	Anthracene	178	6.956	6.955	(1.009)	83687	0.22845	0.22845	
119	Carbazole	167	7.058	7.056	(1.023)	77105	0.22733	0.22733	
120	Di-n-Butylphthalate	149	7.255	7.254	(1.052)	92541	0.21559	0.21559	
123	Fluoranthene	202	7.796	7.794	(1.130)	85724	0.22168	0.22168	
124	Benzidine	184	7.860	7.859	(0.883)	43469	0.19599	0.19599	
125	Pyrene	202	7.972	7.971	(0.895)	94561	0.22738	0.22738	
131	Butylbenzylphthalate	149	8.384	8.383	(0.942)	38242	0.20326	0.20326	
133	3,3'-Dimethoxybenzidine	244	8.790	8.789	(0.987)	17129	0.18884	0.18884	
135	3,3'-Dichlorobenzidine	252	8.839	8.832	(0.993)	27896	0.20759	0.20759	
136	Benzo(a)Anthracene	228	8.892	8.891	(0.999)	90184	0.22832	0.22832	
137	Chrysene	228	8.924	8.923	(1.002)	83926	0.23185	0.23185	
138	4,4'-Methylene bis(o-chloroan	231	8.828	8.827	(0.992)	15030	0.20596	0.20596	

Compounds	QUANT SIG MASS	RT	EXP RT	REL RT	RESPONSE	CONCENTRATIONS ON-COLUMN (NG)	CONCENTRATIONS FINAL (NG)
139 bis(2-ethylhexyl)Phthalate	149	8.807	8.800	(0.989)	54889	0.20942	0.20942
140 Di-n-octylphthalate	149	9.395	9.394	(0.896)	83640	0.19380	0.19380
141 Benzo(b)fluoranthene	252	9.983	9.977	(0.953)	87237	0.24177	0.24177
142 Benzo(k)fluoranthene	252	10.015	10.009	(0.956)	76442	0.21428	0.21428
146 Benzo(a)pyrene	252	10.406	10.405	(0.993)	72322	0.22771	0.22771
149 Indeno(1,2,3-cd)pyrene	276	12.214	12.212	(1.165)	75259	0.21759	0.21759
150 Dibenz(a,h)anthracene	278	12.230	12.223	(1.167)	65811	0.21902	0.21902
151 Benzo(g,h,i)perylene	276	12.754	12.747	(1.217)	66249	0.22253	0.22252 (M)
198 1,4-Dioxane	88	1.837	1.831	(0.504)	19554	0.30449	0.30449 (M)
$ 154 Nitrobenzene-d5	82	4.019	4.018	(0.886)	46799	0.23182	0.23182 (R)
$ 155 2-Fluorobiphenyl	172	5.292	5.297	(0.911)	57407	0.23234	0.23234 (R)
$ 156 Terphenyl-d14	244	8.047	8.046	(0.904)	59738	0.22538	0.22538 (R)
$ 157 Phenol-d5	99	3.335	3.334	(0.915)	43424	0.23112	0.23112 (R)
$ 158 2-Fluorophenol	112	2.763	2.761	(0.758)	29524	0.24690	0.24690 (R)
$ 159 2,4,6-Tribromophenol	330	6.384	6.382	(1.098)	5357	0.20124	0.20124 (R)
$ 186 2-Chlorophenol-d4	132	3.485	3.483	(0.956)	25249	0.23836	0.23836 (R)
$ 187 1,2-Dichlorobenzene-d4	152	3.752	3.751	(1.029)	17339	0.23938	0.23938 (R)
M 195 Cresols, total	100				59519	0.45528	0.45528
101 Diphenylamine	169	6.266	6.265	(0.908)	41218	0.22528	0.22528

QC Flag Legend

Q - Qualifier signal failed the ratio test.
R - Spike/Surrogate failed recovery limits.
M - Compound response manually integrated.

TestAmerica North Canton

Semivolatile REPORT SW-846 Method 8270

Data file : \\cansvr11\dd\chem\MSS\a4hp7.i\80131t.b\MDLCK3.D
Lab Smp Id: L4 Client Smp ID: SSTD004
Inj Date : 31-JAN-2008 13:54
Operator : 001710 Inst ID: a4hp7.i
Smp Info : mdlck3,80131a.b,8270p,1-827042d.sub
Misc Info :
Comment :
Method : \\cansvr11\dd\chem\MSS\a4hp7.i\80131t.b\8270P.m
Meth Date : 06-Feb-2008 10:41 a4hp7.i Quant Type: ISTD
Cal Date : 31-JAN-2008 18:31 Cal File: 7AM0131.D
Als bottle: 3
Dil Factor: 1.00000
Integrator: HP RTE Compound Sublist: benzoic.sub
Target Version: 4.14
Processing Host: CANPMSSV01

Compounds	QUANT SIG MASS	RT	EXP RT	REL RT	RESPONSE	CONCENTRATIONS ON-COLUMN (NG)	CONCENTRATIONS FINAL (NG)
* 1 1,4-Dichlorobenzene-d4	152	3.644	3.644	(1.000)	148444	2.00000	
* 2 Naphthalene-d8	136	4.537	4.537	(1.000)	592367	2.00000	
* 3 Acenaphthene-d10	164	5.810	5.810	(1.000)	323336	2.00000	
* 4 Phenanthrene-d10	188	6.901	6.901	(1.000)	558954	2.00000	
* 5 Chrysene-d12	240	8.902	8.902	(1.000)	531575	2.00000	
* 6 Perylene-d12	264	10.474	10.474	(1.000)	467845	2.00000	
49 Benzoic Acid	122	4.270	4.270	(0.941)	115528	1.69587	1.6959
$ 154 Nitrobenzene-d5	82	4.018	4.018	(0.886)	171582	1.04072	1.0407(R)
$ 155 2-Fluorobiphenyl	172	5.297	5.297	(0.912)	205735	1.01876	1.0188(R)
$ 156 Terphenyl-d14	244	8.046	8.046	(0.904)	225157	1.05545	1.0554(R)
$ 157 Phenol-d5	99	3.334	3.334	(0.915)	161627	1.05347	1.0535(R)
$ 158 2-Fluorophenol	112	2.761	2.761	(0.758)	101136	1.03574	1.0357(R)
$ 159 2,4,6-Tribromophenol	330	6.382	6.382	(1.098)	22801	1.04799	1.0480(R)
$ 186 2-Chlorophenol-d4	132	3.483	3.483	(0.956)	89455	1.03419	1.0342(R)
$ 187 1,2-Dichlorobenzene-d4	152	3.751	3.751	(1.029)	63369	1.07140	1.0714(R)

QC Flag Legend

R - Spike/Surrogate failed recovery limits.

TestAmerica North Canton

CONTINUING CALIBRATION COMPOUNDS

Instrument ID: a4hp7.i
Lab File ID: 7SMH0201.D
Analysis Type:
Lab Sample ID: L6
Method: \\cansvr11\dd\chem\MSS\a4hp7.i\80201a.b\8270p.m

Injection Date: 01-FEB-2008 10:26
Init. Cal. Date(s): 31-JAN-2008 31-JAN-2008
Init. Cal. Times: 13:34 19:10
Quant Type: ISTD

COMPOUND	RRF / AMOUNT	RF5	CCAL RRF5	MIN RRF	%D / %DRIFT	MAX %D / %DRIFT	CURVE TYPE
9 Pyridine	1.95560	1.90091	1.90091	0.010	2.79639	50.00000	Averaged
10 N-Nitrosodimethylamine	1.20951	1.16440	1.16440	0.010	3.72981	50.00000	Averaged
11 Ethyl methacrylate	1.80614	1.76957	1.76957	0.010	2.02464	50.00000	Averaged
12 3-Chloropropionitrile	0.93179	0.92485	0.92485	0.010	0.74492	50.00000	Averaged
13 Malononitrile	2.38073	2.37987	2.37987	0.010	0.03641	50.00000	Averaged
209 Benzaldehyde	1.32027	1.34279	1.34279	0.010	-1.70588	50.00000	Averaged
21 Aniline	2.92530	2.90432	2.90432	0.010	0.71724	50.00000	Averaged
22 Phenol	2.24186	2.33899	2.33899	0.010	-4.33254	20.00000	Averaged
23 bis(2-Chloroethyl)ether	1.72210	1.95060	1.95060	0.010	-13.26905	50.00000	Averaged
24 2-Chlorophenol	1.24406	1.29970	1.29970	0.010	-4.47243	50.00000	Averaged
26 1,3-Dichlorobenzene	1.25602	1.28213	1.28213	0.010	-2.07912	50.00000	Averaged
27 1,4-Dichlorobenzene	0.80822	0.79662	0.79662	0.010	1.43542	20.00000	Averaged
28 1,2-Dichlorobenzene	1.17506	1.19221	1.19221	0.010	-1.45949	50.00000	Averaged
29 Benzyl Alcohol	1.02982	1.09987	1.09987	0.010	-6.80186	50.00000	Averaged
30 2-Methylphenol	1.38371	1.43906	1.43906	0.010	-4.00007	50.00000	Averaged
31 bis(2-Chloroisopropyl)ether	2.03589	2.02339	2.02339	0.010	0.61431	50.00000	Averaged
37 Acetophenone	2.26327	2.34197	2.34197	0.010	-3.47743	50.00000	Averaged
32 N-Nitroso-di-n-propylamine	1.58258	1.62657	1.62657	0.050	-2.77915	50.00000	Averaged
192 4-Methylphenol	1.49272	1.58988	1.58988	0.010	-6.50930	50.00000	Averaged
34 Hexachloroethane	0.55655	0.58527	0.58527	0.010	-5.16035	50.00000	Averaged
35 Nitrobenzene	0.53975	0.53953	0.53953	0.010	0.04004	50.00000	Averaged
41 Isophorone	0.92242	0.93745	0.93745	0.010	-1.62978	50.00000	Averaged
42 2-Nitrophenol	0.17476	0.18096	0.18096	0.010	-3.54605	20.00000	Averaged
43 2,4-Dimethylphenol	0.43771	0.45227	0.45227	0.010	-3.32649	50.00000	Averaged
44 bis(2-Chloroethoxy)methane	0.49646	0.48727	0.48727	0.010	1.85006	50.00000	Averaged
46 2,4-Toluenediamene	5.00000	8.85210	0.25887	0.010	-77.04198	0.000e+000	Quadratic
47 1,3,5-Trichlorobenzene	0.24610	0.24842	0.24842	0.010	-0.94211	50.00000	Averaged
48 2,4-Dichlorophenol	0.24996	0.26163	0.26163	0.010	-4.66950	20.00000	Averaged
49 Benzoic Acid	0.23000	0.17085	0.17085	0.010	25.71895	50.00000	Averaged
50 1,2,4-Trichlorobenzene	0.26348	0.27283	0.27283	0.010	-3.54792	50.00000	Averaged
51 Naphthalene	0.96613	0.97847	0.97847	0.010	-1.27737	50.00000	Averaged
52 4-Chloroaniline	0.43418	0.45980	0.45980	0.010	-5.90167	50.00000	Averaged
56 Hexachlorobutadiene	0.15855	0.16012	0.16012	0.010	-0.99227	20.00000	Averaged
210 Caprolactam	0.11759	0.12075	0.12075	0.010	-2.68119	50.00000	Averaged
57 1,2,3-Trichlorobenzene	0.23674	0.24076	0.24076	0.010	-1.69790	50.00000	Averaged
59 4-Chloro-3-Methylphenol	0.37178	0.38436	0.38436	0.010	-3.38193	20.00000	Averaged
62 2-Methylnaphthalene	0.57163	0.57056	0.57056	0.010	0.18810	50.00000	Averaged
63 1-Methylnaphthalene	0.60588	0.61262	0.61262	0.010	-1.11160	50.00000	Averaged
64 Hexachlorocyclopentadiene	0.33762	0.34806	0.34806	0.050	-3.09330	50.00000	Averaged
66 2,4,6-Trichlorophenol	0.35063	0.36970	0.36970	0.010	-5.43749	20.00000	Averaged
67 2,4,5-Trichlorophenol	0.37023	0.38509	0.38509	0.010	-4.01272	50.00000	Averaged
211 1,1'-Biphenyl	1.42892	1.43971	1.43971	0.010	-0.75504	50.00000	Averaged

TestAmerica North Canton

CONTINUING CALIBRATION COMPOUNDS

Instrument ID: a4hp7.i Injection Date: 01-FEB-2008 10:26
Lab File ID: 7SMH0201.D Init. Cal. Date(s): 31-JAN-2008 31-JAN-2008
Analysis Type: Init. Cal. Times: 13:34 19:10
Lab Sample ID: L6 Quant Type: ISTD
Method: \\cansvr11\dd\chem\MSS\a4hp7.i\80201a.b\8270p.m

COMPOUND	RRF / AMOUNT	RF5	CCAL RRF5	MIN RRF	%D / %DRIFT	MAX %D / %DRIFT	CURVE TYPE
68 1,2,3,5-Tetrachlorobenzene	0.49841	0.50923	0.50923	0.010	-2.17094	50.00000	Averaged
70 2-Chloronaphthalene	1.04774	1.04181	1.04181	0.010	0.56575	50.00000	Averaged
73 2-Nitroaniline	0.54416	0.56714	0.56714	0.010	-4.22355	50.00000	Averaged
74 1,2,3,4-Tetrachlorobenzene	0.45385	0.46362	0.46362	0.010	-2.15082	50.00000	Averaged
76 Dimethylphthalate	1.23030	1.25331	1.25331	0.010	-1.86986	50.00000	Averaged
78 2,6-Dinitrotoluene	0.27305	0.28787	0.28787	0.010	-5.42470	50.00000	Averaged
79 Acenaphthylene	1.81922	1.83031	1.83031	0.010	-0.60919	50.00000	Averaged
80 1,2-Dinitrobenzene	0.14298	0.14911	0.14911	0.010	-4.28662	50.00000	Averaged
81 3-Nitroaniline	0.30290	0.32484	0.32484	0.010	-7.24351	50.00000	Averaged
82 Acenaphthene	1.12475	1.12480	1.12480	0.010	-0.00385	20.00000	Averaged
83 2,4-Dinitrophenol	0.22136	0.23103	0.23103	0.050	-4.36915	50.00000	Averaged
85 4-Nitrophenol	0.24460	0.25633	0.25633	0.050	-4.79220	50.00000	Averaged
86 Dibenzofuran	1.59506	1.58855	1.58855	0.010	0.40776	50.00000	Averaged
87 2,4-Dinitrotoluene	0.36847	0.38883	0.38883	0.010	-5.52620	50.00000	Averaged
91 2,3,5,6-Tetrachlorophenol	0.31856	0.33925	0.33925	0.010	-6.49587	50.00000	Averaged
93 Diethylphthalate	1.31615	1.34127	1.34127	0.010	-1.90849	50.00000	Averaged
94 Fluorene	1.32472	1.34163	1.34163	0.010	-1.27674	50.00000	Averaged
95 4-Chlorophenyl-phenylether	0.59385	0.61489	0.61489	0.010	-3.54251	50.00000	Averaged
96 4-Nitroaniline	0.32890	0.35167	0.35167	0.010	-6.92448	50.00000	Averaged
98 4,6-Dinitro-2-methylphenol	0.14021	0.14054	0.14054	0.010	-0.23699	50.00000	Averaged
99 N-Nitrosodiphenylamine	0.53215	0.54205	0.54205	0.010	-1.86021	20.00000	Averaged
100 1,2-Diphenylhydrazine	1.15871	1.16395	1.16395	0.010	-0.45236	50.00000	Averaged
106 4-Bromophenyl-phenylether	0.17743	0.18331	0.18331	0.010	-3.31353	50.00000	Averaged
107 Hexachlorobenzene	0.17436	0.17523	0.17523	0.010	-0.49634	50.00000	Averaged
212 Atrazine	0.19376	0.20317	0.20317	0.010	-4.85697	50.00000	Averaged
111 Pentachlorophenol	0.11918	0.11793	0.11793	0.010	1.04783	20.00000	Averaged
115 Phenanthrene	1.07534	1.05929	1.05929	0.010	1.49238	50.00000	Averaged
116 Anthracene	1.06548	1.08100	1.08100	0.010	-1.45719	50.00000	Averaged
119 Carbazole	0.98651	1.01631	1.01631	0.010	-3.02067	50.00000	Averaged
120 Di-n-Butylphthalate	1.24846	1.29350	1.29350	0.010	-3.60732	50.00000	Averaged
123 Fluoranthene	1.12473	1.13945	1.13945	0.010	-1.30923	20.00000	Averaged
124 Benzidine	0.67160	0.78096	0.78096	0.010	-16.28322	50.00000	Averaged
125 Pyrene	1.25932	1.29369	1.29369	0.010	-2.72927	50.00000	Averaged
131 Butylbenzylphthalate	0.56971	0.60698	0.60698	0.010	-6.54167	50.00000	Averaged
133 3,3'-Dimethoxybenzidine	0.27467	0.29072	0.29072	0.010	-5.84198	50.00000	Averaged
135 3,3'-Dichlorobenzidine	0.40692	0.43422	0.43422	0.010	-6.71046	50.00000	Averaged
136 Benzo(a)Anthracene	1.19608	1.20544	1.20544	0.010	-0.78332	50.00000	Averaged
137 Chrysene	1.09612	1.09277	1.09277	0.010	0.30573	50.00000	Averaged
138 4,4'-Methylene bis(o-chloro	0.22098	0.23679	0.23679	0.010	-7.15283	50.00000	Averaged
139 bis(2-ethylhexyl)Phthalate	0.79366	0.83423	0.83423	0.010	-5.11136	50.00000	Averaged
140 Di-n-octylphthalate	1.51474	1.66525	1.66525	0.010	-9.93624	20.00000	Averaged
141 Benzo(b)fluoranthene	1.26646	1.32405	1.32405	0.010	-4.54739	50.00000	Averaged

TestAmerica North Canton

CONTINUING CALIBRATION COMPOUNDS

Instrument ID: a4hp7.i Injection Date: 01-FEB-2008 10:26
Lab File ID: 7SMH0201.D Init. Cal. Date(s): 31-JAN-2008 31-JAN-2008
Analysis Type: Init. Cal. Times: 13:34 19:10
Lab Sample ID: L6 Quant Type: ISTD
Method: \\cansvr11\dd\chem\MSS\a4hp7.i\80201a.b\8270p.m

COMPOUND	RRF / AMOUNT	RF5	CCAL RRF5	MIN RRF	%D / %DRIFT	MAX %D / %DRIFT	CURVE TYPE
142 Benzo(k)fluoranthene	1.25212	1.30993	1.30993	0.010	-4.61669	50.00000	Averaged
146 Benzo(a)pyrene	1.11476	1.17964	1.17964	0.010	-5.81954	20.00000	Averaged
149 Indeno(1,2,3-cd)pyrene	1.21395	1.28781	1.28781	0.010	-6.08439	50.00000	Averaged
150 Dibenz(a,h)anthracene	1.05462	1.10265	1.10265	0.010	-4.55397	50.00000	Averaged
151 Benzo(g,h,i)perylene	1.04493	1.08901	1.08901	0.010	-4.21833	50.00000	Averaged
198 1,4-Dioxane	0.70653	0.61004	0.61004	0.010	13.65675	50.00000	Averaged
$ 154 Nitrobenzene-d5	0.55664	0.53785	0.53785	0.010	3.37629	50.00000	Averaged
$ 155 2-Fluorobiphenyl	1.24914	1.26051	1.26051	0.010	-0.91050	50.00000	Averaged
$ 156 Terphenyl-d14	0.80262	0.82900	0.82900	0.010	-3.28632	50.00000	Averaged
$ 157 Phenol-d5	2.06709	2.15136	2.15136	0.010	-4.07658	50.00000	Averaged
$ 158 2-Fluorophenol	1.31560	1.31996	1.31996	0.010	-0.33187	50.00000	Averaged
$ 159 2,4,6-Tribromophenol	0.13458	0.14000	0.14000	0.010	-4.03087	50.00000	Averaged
$ 186 2-Chlorophenol-d4	1.16540	1.20607	1.20607	0.010	-3.49001	50.00000	Averaged
$ 187 1,2-Dichlorobenzene-d4	0.79688	0.82587	0.82587	0.010	-3.63766	50.00000	Averaged
M 195 Cresols, total	2.87642	3.02894	3.02894	0.010	-5.30223	50.00000	Averaged
101 Diphenylamine	0.53215	0.54205	0.54205	0.010	-1.86021	50.00000	Averaged

Report Date: 13-Feb-2008 14:08

TestAmerica North Canton

RECOVERY REPORT

Client Name:
Client SDG: SDGa00278
Sample Matrix: LIQUID
Fraction: SV
Lab Smp Id: qcmrlcl
Level: LOW
Operator: 001710
Data Type: MS DATA
SampleType: MRL
SpikeList File: qcmrl.spk
Quant Type: ISTD
Sublist File: qcmrl.sub
Method File: \\cansvr11\dd\chem\MSS\a4hp7.i\80201a.b\8270P.m
Misc Info:

SPIKE	COMPOUND	CONC ADDED ug/L	CONC RECOVERED ug/L	% RECOVERED	LIMITS
82	Acenaphthene	10.000	9.9462	99.46	70-130
79	Acenaphthylene	10.000	10.220	102.20	70-130
116	Anthracene	10.000	10.219	102.19	70-130
136	Benzo(a)Anthracene	10.000	9.8110	98.11	70-130
141	Benzo(b)fluoranthe	10.000	10.525	105.25	70-130
151	Benzo(g,h,i)peryle	10.000	10.865	108.65	70-130
146	Benzo(a)pyrene	10.000	10.796	107.96	70-130
29	Benzyl Alcohol	10.000	10.235	102.35	70-130
44	bis(2-Chloroethoxy	10.000	10.245	102.45	70-130
23	bis(2-Chloroethyl)	10.000	12.207	122.07	70-130
31	bis(2-Chloroisopro	10.000	10.701	107.01	70-130
139	bis(2-ethylhexyl)P	10.000	10.354	103.54	70-130
106	4-Bromophenyl-phen	10.000	11.138	111.38	70-130
131	Butylbenzylphthala	10.000	10.262	102.63	70-130
52	4-Chloroaniline	10.000	9.1286	91.29	70-130
70	2-Chloronaphthalen	10.000	10.043	100.43	70-130
95	4-Chlorophenyl-phe	10.000	10.317	103.17	70-130
137	Chrysene	10.000	9.8357	98.36	70-130
150	Dibenz(a,h)anthrac	10.000	11.123	111.23	70-130
86	Dibenzofuran	10.000	9.9320	99.32	70-130
120	Di-n-Butylphthalat	10.000	10.693	106.93	70-130
28	1,2-Dichlorobenzen	10.000	10.360	103.61	70-130
26	1,3-Dichlorobenzen	10.000	10.132	101.32	70-130
27	1,4-Dichlorobenzen	10.000	9.7646	97.65	70-130
135	3,3'-Dichlorobenzi	10.000	9.9722	99.72	70-130
93	Diethylphthalate	10.000	10.572	105.72	70-130
76	Dimethylphthalate	10.000	10.266	102.66	70-130
87	2,4-Dinitrotoluene	10.000	10.627	106.27	70-130
78	2,6-Dinitrotoluene	10.000	10.334	103.34	70-130
140	Di-n-octylphthalat	10.000	11.129	111.29	70-130
123	Fluoranthene	10.000	10.738	107.38	70-130
94	Fluorene	10.000	10.087	100.87	70-130
107	Hexachlorobenzene	10.000	10.685	106.85	70-130
56	Hexachlorobutadien	10.000	10.826	108.26	70-130
64	Hexachlorocyclopen	10.000	9.7297	97.30	70-130
34	Hexachloroethane	10.000	10.252	102.52	70-130
149	Indeno(1,2,3-cd)py	10.000	11.143	111.43	70-130
41	Isophorone	10.000	10.646	106.46	70-130
63	1-Methylnaphthalen	10.000	10.417	104.17	70-130
62	2-Methylnaphthalen	10.000	10.442	104.42	70-130

SPIKE	COMPOUND	CONC ADDED ug/L	CONC RECOVERED ug/L	% RECOVERED	LIMITS
51	Naphthalene	10.000	10.236	102.36	70-130
73	2-Nitroaniline	10.000	10.216	102.16	70-130
81	3-Nitroaniline	10.000	9.9567	99.57	70-130
96	4-Nitroaniline	10.000	9.5473	95.47	70-130
35	Nitrobenzene	10.000	10.720	107.21	70-130
32	N-Nitroso-di-n-pro	10.000	10.427	104.27	70-130
99	N-Nitrosodiphenyla	10.000	10.474	104.74	70-130
115	Phenanthrene	10.000	10.230	102.30	70-130
125	Pyrene	10.000	9.9624	99.62	70-130
50	1,2,4-Trichloroben	10.000	10.572	105.72	70-130
49	Benzoic Acid	20.000	10.972	54.86*	70-130
59	4-Chloro-3-Methylp	10.000	10.515	105.15	70-130
24	2-Chlorophenol	10.000	10.268	102.68	70-130
48	2,4-Dichlorophenol	10.000	10.440	104.40	70-130
43	2,4-Dimethylphenol	10.000	10.288	102.88	70-130
98	4,6-Dinitro-2-meth	10.000	9.0535	90.53	70-130
83	2,4-Dinitrophenol	20.000	14.902	74.51	70-130
30	2-Methylphenol	10.000	10.953	109.53	70-130
192	4-Methylphenol	10.000	10.450	104.50	70-130
42	2-Nitrophenol	10.000	10.673	106.73	70-130
85	4-Nitrophenol	10.000	7.2629	72.63	70-130
111	Pentachlorophenol	20.000	16.726	83.63	70-130
22	Phenol	10.000	10.604	106.05	70-130
67	2,4,5-Trichlorophe	10.000	10.511	105.11	70-130
66	2,4,6-Trichlorophe	10.000	9.8208	98.21	70-130
119	Carbazole	10.000	10.748	107.48	70-130
142	Benzo(k)fluoranthe	10.000	10.713	107.13	70-130
37	Acetophenone	10.000	10.659	106.59	70-130
209	Benzaldehyde	10.000	10.871	108.71	70-130
210	Caprolactam	10.000	8.9744	89.74	70-130
211	1,1'-Biphenyl	10.000	10.172	101.73	70-130
212	Atrazine	10.000	10.948	109.48	70-130
21	Aniline	10.000	9.7004	97.00	70-130
10	N-Nitrosodimethyla	10.000	10.189	101.89	70-130
80	1,2-Dinitrobenzene	10.000	10.246	102.46	70-130
91	2,3,5,6-Tetrachlor	10.000	10.318	103.18	70-130

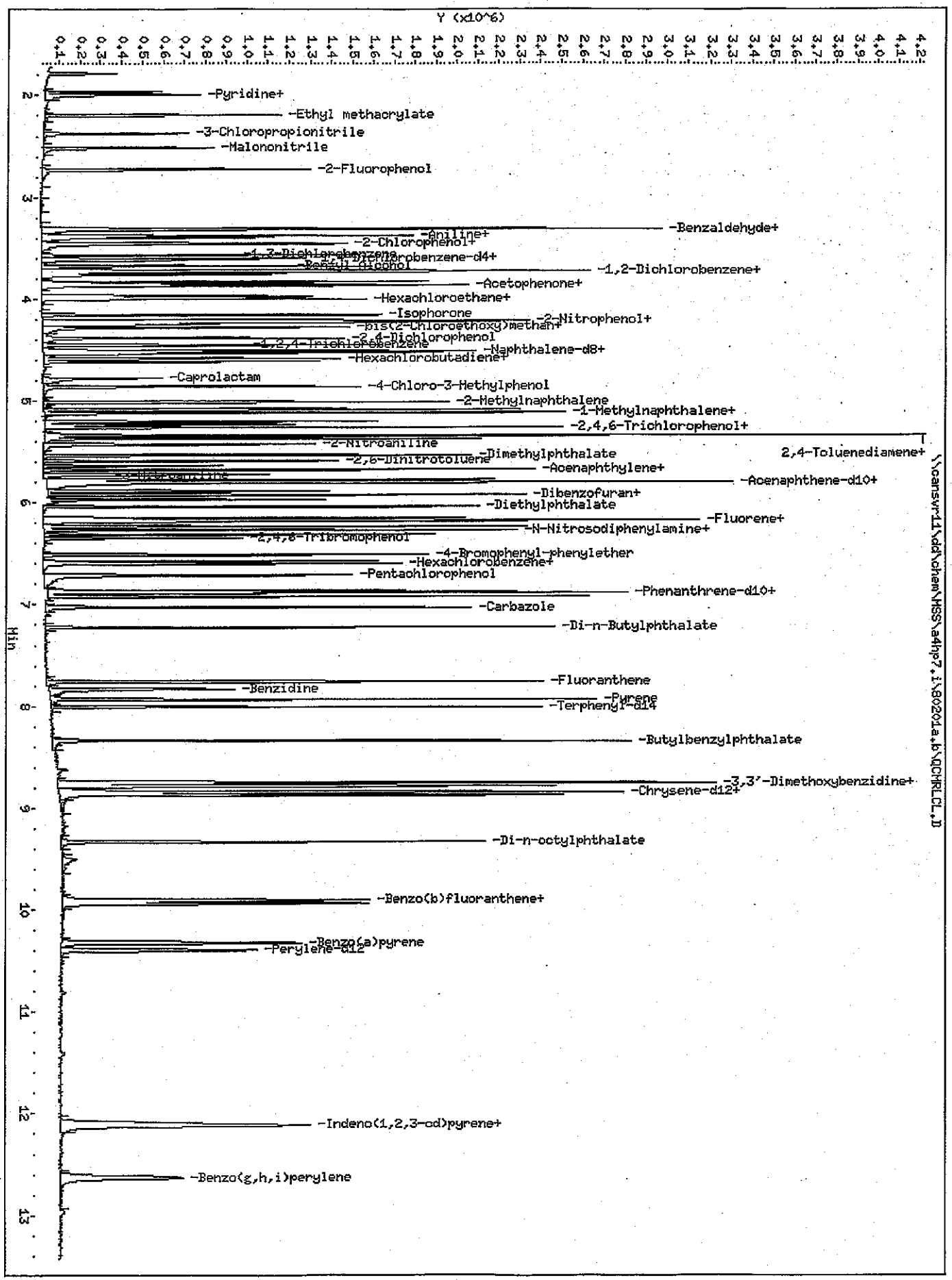
Y (x10^6)
Min
-Pyridine+
-Ethyl methacrylate
-3-Chloropropionitrile
-Malononitrile
-2-Fluorophenol
-Benzaldehyde+
-Aniline+
-2-Chlorophenol+
-1,2-Dichlorobenzene+
-Acetophenone+
-Hexachloroethane+
-Isophorone
-2-Nitrophenol+
-bis(2-Chloroethoxy)methan+
-2,4-Dichlorophenol
-Naphthalene-d8+
-Caprolactam
-4-Chloro-3-Methylphenol
-2-Methylnaphthalene
-1-Methylnaphthalene+
-2,4,6-Trichlorophenol+
-2-Nitroaniline
-Dimethylphthalate
2,4-Toluenediamene+
-Acenaphthylene+
-Acenaphthene-d10+
-Dibenzofuran+
-Diethylphthalate
-Fluorene+
-N-Nitrosodiphenylamine+
-4-Bromophenyl-phenylether
-Hexachlorobenzene+
-Pentachlorophenol
-Phenanthrene-d10+
-Carbazole
-Di-n-Butylphthalate
-Fluoranthene
-Benzidine
-Pyrene
-Terphenyl-d14
-Butylbenzylphthalate
-3,3'-Dimethoxybenzidine+
-Chrysene-d12+
-Di-n-octylphthalate
-Benzo(b)fluoranthene+
-Benzo(a)pyrene
-Perylene-d12
-Indeno(1,2,3-cd)pyrene+
-Benzo(g,h,i)perylene
\\cansvr11\dd\chem\MSS\a4hp7.i\062014.b\QCHRLCL.D

TestAmerica North Canton

Semivolatile REPORT SW-846 Method 8270

Data file : \\cansvr11\dd\chem\MSS\a4hp7.i\80201a.b\QCMRLCL.D
Lab Smp Id: qcmrlcl
Inj Date : 01-FEB-2008 21:40
Operator : 001710 Inst ID: a4hp7.i
Smp Info : qcmrlcl,80201a.b,8270p,1-827042d.sub
Misc Info :
Comment :
Method : \\cansvr11\dd\chem\MSS\a4hp7.i\80201a.b\8270P.m
Meth Date : 13-Feb-2008 14:05 gruberj Quant Type: ISTD
Cal Date : 31-JAN-2008 19:10 Cal File: 7AL0131.D
Als bottle: 100 QC Sample: MRL
Dil Factor: 1.00000
Integrator: HP RTE Compound Sublist: qcmrl.sub
Target Version: 4.14
Processing Host: CANPMSSV01

Concentration Formula: Amt * DF * Uf * Vt/(Vo * Vi) * CpndVariable

Name	Value	Description
DF	1.000	Dilution Factor
Uf	1.000	ng unit correction factor
Vt	2000.000	Volume of final extract (uL)
Vo	1000.000	Volume of sample extracted (mL)
Vi	0.50000	Volume injected (uL)
Cpnd Variable		Local Compound Variable

	Compounds	QUANT SIG MASS	RT	EXP RT	REL RT	RESPONSE	CONCENTRATIONS ON-COLUMN (NG)	CONCENTRATIONS FINAL (ug/L)
* 1	1,4-Dichlorobenzene-d4	152	3.602	3.608	(1.000)	125021	2.00000	
* 2	Naphthalene-d8	136	4.501	4.501	(1.000)	507100	2.00000	
* 3	Acenaphthene-d10	164	5.774	5.774	(1.000)	287249	2.00000	
* 4	Phenanthrene-d10	188	6.865	6.865	(1.000)	498822	2.00000	
* 5	Chrysene-d12	240	8.844	8.855	(1.000)	499869	2.00000	
* 6	Perylene-d12	264	10.390	10.401	(1.000)	401717	2.00000	
9	Pyridine	79	1.992	2.003	(0.553)	244692	2.00164	8.0066
10	N-Nitrosodimethylamine	74	1.960	1.971	(0.544)	192584	2.54717	10.189
11	Ethyl methacrylate	69	2.190	2.201	(0.608)	272668	2.41507	9.6603
12	3-Chloropropionitrile	54	2.372	2.383	(0.659)	153993	2.64380	10.575
13	Malononitrile	66	2.517	2.522	(0.699)	385341	2.58930	10.357
209	Benzaldehyde	77	3.314	3.319	(0.920)	224307	2.71786	10.871
21	Aniline	93	3.378	3.383	(0.938)	443457	2.42509	9.7004
22	Phenol	94	3.314	3.319	(0.920)	371531	2.65114	10.604
23	bis(2-Chloroethyl)ether	93	3.394	3.399	(0.942)	328522	3.05179	12.207
24	2-Chlorophenol	128	3.463	3.463	(0.961)	199635	2.56710	10.268
26	1,3-Dichlorobenzene	146	3.570	3.570	(0.991)	198885	2.53311	10.132
27	1,4-Dichlorobenzene	146	3.618	3.618	(1.004)	123332	2.44114	9.7646
28	1,2-Dichlorobenzene	146	3.725	3.725	(1.034)	190254	2.59013	10.360
29	Benzyl Alcohol	108	3.677	3.677	(1.021)	164726	2.55887	10.235

	Compounds	QUANT SIG MASS	RT	EXP RT	REL RT	RESPONSE	CONCENTRATIONS ON-COLUMN (NG)	CONCENTRATIONS FINAL (ug/L)
30	2-Methylphenol	108	3.731	3.736	(1.036)	236848	2.73825	10.953
31	bis(2-Chloroisopropyl)ether	45	3.758	3.763	(1.043)	340474	2.67532	10.701
37	Acetophenone	105	3.870	3.870	(1.074)	376994	2.66468	10.659
32	N-Nitroso-di-n-propylamine	70	3.854	3.854	(1.070)	257880	2.60674	10.427
192	4-Methylphenol	108	3.832	3.838	(1.064)	243779	2.61256	10.450
34	Hexachloroethane	117	3.966	3.966	(1.101)	89167	2.56298	10.252
35	Nitrobenzene	77	3.998	3.998	(0.888)	366787	2.68014	10.720
41	Isophorone	82	4.153	4.159	(0.923)	622498	2.66162	10.646
42	2-Nitrophenol	139	4.223	4.223	(0.938)	118234	2.66833	10.673
43	2,4-Dimethylphenol	107	4.212	4.212	(0.936)	285434	2.57190	10.288
44	bis(2-Chloroethoxy)methane	93	4.282	4.282	(0.951)	322399	2.56123	10.245
46	2,4-Toluenediamene	121	5.325	5.325	(1.183)	63614	0.94671	3.7868
47	1,3,5-Trichlorobenzene	180	4.228	4.228	(0.939)	166795	2.67301	10.692
48	2,4-Dichlorophenol	162	4.383	4.383	(0.974)	165404	2.60988	10.440
49	Benzoic Acid	122	4.250	4.271	(0.944)	159968	2.74306	10.972(QRM)
50	1,2,4-Trichlorobenzene	180	4.453	4.453	(0.989)	176574	2.64311	10.572
51	Naphthalene	128	4.517	4.522	(1.004)	626842	2.55894	10.236(Q)
52	4-Chloroaniline	127	4.538	4.538	(1.008)	251232	2.28215	9.1286
56	Hexachlorobutadiene	225	4.587	4.587	(1.019)	108804	2.70658	10.826
210	Caprolactam	113	4.779	4.795	(1.062)	66896	2.24361	8.9744
57	1,2,3-Trichlorobenzene	180	4.619	4.619	(1.026)	158633	2.64274	10.571
59	4-Chloro-3-Methylphenol	107	4.859	4.859	(1.080)	247811	2.62885	10.515
62	2-Methylnaphthalene	142	5.009	5.009	(1.113)	378349	2.61043	10.442
63	1-Methylnaphthalene	142	5.084	5.084	(1.129)	400079	2.60431	10.417
64	Hexachlorocyclopentadiene	237	5.116	5.116	(0.886)	117950	2.43243	9.7297
66	2,4,6-Trichlorophenol	196	5.202	5.202	(0.901)	123643	2.45521	9.8208
67	2,4,5-Trichlorophenol	196	5.234	5.234	(0.906)	139723	2.62766	10.511
211	1,1'-Biphenyl	154	5.341	5.341	(0.925)	521924	2.54314	10.172
68	1,2,3,5-Tetrachlorobenzene	216	5.121	5.121	(0.887)	177441	2.47877	9.9151
70	2-Chloronaphthalene	162	5.367	5.367	(0.930)	377807	2.51067	10.043
73	2-Nitroaniline	65	5.426	5.426	(0.940)	199614	2.55409	10.216
74	1,2,3,4-Tetrachlorobenzene	216	5.341	5.341	(0.925)	168057	2.57817	10.313
76	Dimethylphthalate	163	5.533	5.533	(0.958)	453489	2.56642	10.266
78	2,6-Dinitrotoluene	165	5.592	5.592	(0.969)	101317	2.58349	10.334
79	Acenaphthylene	152	5.678	5.678	(0.983)	667613	2.55511	10.220
80	1,2-Dinitrobenzene	168	5.640	5.640	(0.977)	52601	2.56145	10.246
81	3-Nitroaniline	138	5.720	5.720	(0.991)	108288	2.48919	9.9567
82	Acenaphthene	153	5.801	5.801	(1.005)	401682	2.48655	9.9462
83	2,4-Dinitrophenol	184	5.795	5.795	(1.004)	118443	3.72553	14.902(Q)
85	4-Nitrophenol	109	5.817	5.811	(1.007)	63788	1.81572	7.2629
86	Dibenzofuran	168	5.924	5.924	(1.026)	568832	2.48301	9.9320
87	2,4-Dinitrotoluene	165	5.886	5.886	(1.019)	140595	2.65670	10.627
91	2,3,5,6-Tetrachlorophenol	232	5.967	5.966	(1.033)	118020	2.57950	10.318
93	Diethylphthalate	149	6.036	6.041	(1.045)	499634	2.64312	10.572
94	Fluorene	166	6.175	6.175	(1.069)	479803	2.52181	10.087
95	4-Chlorophenyl-phenylether	204	6.154	6.154	(1.066)	219984	2.57918	10.317
96	4-Nitroaniline	138	6.170	6.170	(1.069)	112749	2.38683	9.5473
98	4,6-Dinitro-2-methylphenol	198	6.186	6.186	(0.901)	79151	2.26337	9.0535
99	N-Nitrosodiphenylamine	169	6.234	6.234	(0.908)	347522	2.61839	10.474
100	1,2-Diphenylhydrazine	77	6.266	6.266	(0.913)	780024	2.69909	10.796
106	4-Bromophenyl-phenylether	248	6.512	6.512	(0.949)	123231	2.78462	11.138
107	Hexachlorobenzene	284	6.576	6.576	(0.958)	116163	2.67119	10.685
212	Atrazine	200	6.598	6.598	(0.961)	132270	2.73705	10.948
111	Pentachlorophenol	266	6.710	6.710	(0.977)	124297	4.18154	16.726

Compounds	QUANT SIG MASS	RT	EXP RT	REL RT	RESPONSE	CONCENTRATIONS ON-COLUMN (NG)	CONCENTRATIONS FINAL (ug/L)
115 Phenanthrene	178	6.881	6.881	(1.002)	685945	2.55757	10.230
116 Anthracene	178	6.919	6.919	(1.008)	678885	2.55468	10.219
119 Carbazole	167	7.026	7.026	(1.023)	661123	2.68699	10.748
120 Di-n-Butylphthalate	149	7.223	7.223	(1.052)	832432	2.67336	10.693
123 Fluoranthene	202	7.758	7.758	(1.130)	753047	2.68447	10.738
124 Benzidine	184	7.828	7.828	(0.885)	373013	2.22223	8.8889
125 Pyrene	202	7.929	7.935	(0.897)	783911	2.49060	9.9624
131 Butylbenzylphthalate	149	8.336	8.341	(0.943)	365323	2.56564	10.262
133 3,3'-Dimethoxybenzidine	244	8.737	8.748	(0.988)	138558	2.01833	8.0733
135 3,3'-Dichlorobenzidine	252	8.780	8.791	(0.993)	253548	2.49304	9.9722
136 Benzo(a)Anthracene	228	8.833	8.844	(0.999)	733230	2.45276	9.8110
137 Chrysene	228	8.865	8.876	(1.002)	673643	2.45892	9.8357
138 4,4'-Methylene bis(o-chloroan	231	8.775	8.785	(0.992)	135569	2.45460	9.8184
139 bis(2-ethylhexyl)Phthalate	149	8.748	8.758	(0.989)	513479	2.58857	10.354
140 Di-n-octylphthalate	149	9.325	9.341	(0.898)	846505	2.78228	11.129
141 Benzo(b)fluoranthene	252	9.903	9.914	(0.953)	669325	2.63121	10.525
142 Benzo(k)fluoranthene	252	9.935	9.946	(0.956)	673561	2.67818	10.713
146 Benzo(a)pyrene	252	10.320	10.331	(0.993)	604335	2.69901	10.796
149 Indeno(1,2,3-cd)pyrene	276	12.101	12.117	(1.165)	679276	2.78583	11.143
150 Dibenz(a,h)anthracene	278	12.112	12.128	(1.166)	589028	2.78067	11.123
151 Benzo(g,h,i)perylene	276	12.626	12.642	(1.215)	570092	2.71624	10.865
198 1,4-Dioxane	88	1.784	1.800	(0.495)	88904	2.01298	8.0519
101 Diphenylamine	169	6.234	6.234	(0.908)	347522	2.61839	10.474

QC Flag Legend

Q - Qualifier signal failed the ratio test.
R - Spike/Surrogate failed recovery limits.
M - Compound response manually integrated.

METHOD BLANK REPORT

GC/MS Semivolatiles

Client Lot #...: A8A290102 **Work Order #...:** KF9PN1AA **Matrix.....:** WATER
MB Lot-Sample #: A8A300000-036

Prep Date.....: 01/30/08 **Final Wgt/Vol..:** 2 mL
Analysis Date..: 02/01/08 **Prep Batch #...:** 8030036
Dilution Factor: 1 **Initial Wgt/Vol:** 1000 mL

PARAMETER	RESULT	REPORTING LIMIT	UNITS	METHOD
Benzoic acid	ND	10	ug/L	SW846 8270C
Benzyl alcohol	ND	5.0	ug/L	SW846 8270C
Phenol	ND	1.0	ug/L	SW846 8270C
bis(2-Chloroethyl)-ether	ND	1.0	ug/L	SW846 8270C
2-Chlorophenol	ND	1.0	ug/L	SW846 8270C
1,3-Dichlorobenzene	ND	1.0	ug/L	SW846 8270C
1,4-Dichlorobenzene	ND	1.0	ug/L	SW846 8270C
1,2-Dichlorobenzene	ND	1.0	ug/L	SW846 8270C
2-Methylphenol	ND	1.0	ug/L	SW846 8270C
2,2'-oxybis(1-Chloro-propane)	ND	1.0	ug/L	SW846 8270C
4-Methylphenol	ND	1.0	ug/L	SW846 8270C
N-Nitrosodi-n-propyl-amine	ND	1.0	ug/L	SW846 8270C
Hexachloroethane	ND	1.0	ug/L	SW846 8270C
Nitrobenzene	ND	1.0	ug/L	SW846 8270C
Isophorone	ND	1.0	ug/L	SW846 8270C
2-Nitrophenol	ND	2.0	ug/L	SW846 8270C
2,4-Dimethylphenol	ND	2.0	ug/L	SW846 8270C
bis(2-Chloroethoxy) methane	ND	1.0	ug/L	SW846 8270C
2,4-Dichlorophenol	ND	2.0	ug/L	SW846 8270C
1,2,4-Trichloro-benzene	ND	1.0	ug/L	SW846 8270C
Naphthalene	ND	0.20	ug/L	SW846 8270C
4-Chloroaniline	ND	2.0	ug/L	SW846 8270C
Hexachlorobutadiene	ND	1.0	ug/L	SW846 8270C
4-Chloro-3-methylphenol	ND	2.0	ug/L	SW846 8270C
2-Methylnaphthalene	ND	0.20	ug/L	SW846 8270C
Hexachlorocyclopenta-diene	ND	10	ug/L	SW846 8270C
2,4,6-Trichloro-phenol	ND	5.0	ug/L	SW846 8270C
2,4,5-Trichloro-phenol	ND	5.0	ug/L	SW846 8270C
2-Chloronaphthalene	ND	1.0	ug/L	SW846 8270C
2-Nitroaniline	ND	2.0	ug/L	SW846 8270C
Dimethyl phthalate	ND	1.0	ug/L	SW846 8270C
Acenaphthylene	ND	0.20	ug/L	SW846 8270C
2,6-Dinitrotoluene	ND	5.0	ug/L	SW846 8270C

(Continued on next page)

METHOD BLANK REPORT

GC/MS Semivolatiles

Client Lot #...: A8A290102 **Work Order #...:** KF9PN1AA **Matrix.....:** WATER

PARAMETER	RESULT	REPORTING LIMIT	UNITS	METHOD
3-Nitroaniline	ND	2.0	ug/L	SW846 8270C
Acenaphthene	ND	0.20	ug/L	SW846 8270C
2,4-Dinitrophenol	ND	5.0	ug/L	SW846 8270C
4-Nitrophenol	ND	5.0	ug/L	SW846 8270C
Dibenzofuran	ND	1.0	ug/L	SW846 8270C
2,4-Dinitrotoluene	ND	5.0	ug/L	SW846 8270C
Diethyl phthalate	ND	1.0	ug/L	SW846 8270C
4-Chlorophenyl phenyl ether	ND	2.0	ug/L	SW846 8270C
Fluorene	ND	0.20	ug/L	SW846 8270C
4-Nitroaniline	ND	2.0	ug/L	SW846 8270C
4,6-Dinitro-2-methylphenol	ND	5.0	ug/L	SW846 8270C
N-Nitrosodiphenylamine	ND	1.0	ug/L	SW846 8270C
4-Bromophenyl phenyl ether	ND	2.0	ug/L	SW846 8270C
Hexachlorobenzene	ND	0.20	ug/L	SW846 8270C
Pentachlorophenol	ND	5.0	ug/L	SW846 8270C
Phenanthrene	ND	0.20	ug/L	SW846 8270C
Anthracene	ND	0.20	ug/L	SW846 8270C
Carbazole	ND	1.0	ug/L	SW846 8270C
Di-n-butyl phthalate	ND	1.0	ug/L	SW846 8270C
Fluoranthene	ND	0.20	ug/L	SW846 8270C
Pyrene	ND	0.20	ug/L	SW846 8270C
Butyl benzyl phthalate	ND	1.0	ug/L	SW846 8270C
3,3'-Dichlorobenzidine	ND	5.0	ug/L	SW846 8270C
Benzo(a)anthracene	ND	0.20	ug/L	SW846 8270C
Chrysene	ND	0.20	ug/L	SW846 8270C
bis(2-Ethylhexyl) phthalate	ND	10	ug/L	SW846 8270C
Di-n-octyl phthalate	ND	1.0	ug/L	SW846 8270C
Benzo(b)fluoranthene	ND	0.20	ug/L	SW846 8270C
Benzo(k)fluoranthene	ND	0.20	ug/L	SW846 8270C
Benzo(a)pyrene	ND	0.20	ug/L	SW846 8270C
Indeno(1,2,3-cd)pyrene	ND	0.20	ug/L	SW846 8270C
Dibenz(a,h)anthracene	ND	0.20	ug/L	SW846 8270C
Benzo(ghi)perylene	ND	0.20	ug/L	SW846 8270C

SURROGATE	PERCENT RECOVERY	RECOVERY LIMITS
Nitrobenzene-d5	84	(50 - 150)
2-Fluorobiphenyl	82	(50 - 150)
Terphenyl-d14	103	(50 - 150)
Phenol-d5	80	(50 - 150)
2-Fluorophenol	50	(50 - 150)

(Continued on next page)

METHOD BLANK REPORT

GC/MS Semivolatiles

Client Lot #...: A8A290102 **Work Order #...:** KF9PN1AA **Matrix.....:** WATER

PARAMETER	RESULT	REPORTING LIMIT	UNITS	METHOD
2,4,6-Tribromophenol	80	(50 - 150)		

NOTE(S):

Calculations are performed before rounding to avoid round-off errors in calculated results.

LABORATORY CONTROL SAMPLE EVALUATION REPORT

GC/MS Semivolatiles

Client Lot #...: A8A290102 Work Order #...: KF9PN1AC Matrix.....: WATER
LCS Lot-Sample#: A8A300000-036
Prep Date.....: 01/30/08 Analysis Date..: 02/04/08
Prep Batch #...: 8030036
Dilution Factor: 1 Final Wgt/Vol..: 2 mL
Initial Wgt/Vol: 1000 mL

PARAMETER	PERCENT RECOVERY	RECOVERY LIMITS	METHOD
Benzoic acid	1.2 a	(30 - 136)	SW846 8270C
Benzyl alcohol	102	(29 - 115)	SW846 8270C
Phenol	98	(30 - 115)	SW846 8270C
bis(2-Chloroethyl)-ether	103	(30 - 115)	SW846 8270C
2-Chlorophenol	92	(30 - 120)	SW846 8270C
1,3-Dichlorobenzene	83	(30 - 120)	SW846 8270C
1,4-Dichlorobenzene	135 a	(30 - 115)	SW846 8270C
1,2-Dichlorobenzene	94	(30 - 120)	SW846 8270C
2-Methylphenol	97	(30 - 116)	SW846 8270C
bis(2-Chloroisopropyl) ether	111	(50 - 150)	SW846 8270C
4-Methylphenol	99	(31 - 115)	SW846 8270C
N-Nitrosodi-n-propyl-amine	105	(30 - 132)	SW846 8270C
Hexachloroethane	75	(30 - 120)	SW846 8270C
Nitrobenzene	111	(31 - 115)	SW846 8270C
Isophorone	117 a	(33 - 115)	SW846 8270C
2-Nitrophenol	101	(33 - 115)	SW846 8270C
2,4-Dimethylphenol	58	(31 - 120)	SW846 8270C
bis(2-Chloroethoxy) methane	108	(30 - 115)	SW846 8270C
2,4-Dichlorophenol	101	(34 - 115)	SW846 8270C
1,2,4-Trichloro-benzene	94	(30 - 120)	SW846 8270C
Naphthalene	96	(30 - 119)	SW846 8270C
4-Chloroaniline	90	(30 - 133)	SW846 8270C
Hexachlorobutadiene	79	(30 - 120)	SW846 8270C
4-Chloro-3-methylphenol	104	(31 - 121)	SW846 8270C
2-Methylnaphthalene	104	(32 - 115)	SW846 8270C
Hexachlorocyclopenta-diene	24 a	(30 - 115)	SW846 8270C
2,4,6-Trichloro-phenol	103	(39 - 115)	SW846 8270C

(Continued on next page)

LABORATORY CONTROL SAMPLE EVALUATION REPORT

GC/MS Semivolatiles

Client Lot #...: A8A290102 Work Order #...: KF9PN1AC Matrix.....: WATER
LCS Lot-Sample#: A8A300000-036

PARAMETER	PERCENT RECOVERY	RECOVERY LIMITS	METHOD
2,4,5-Trichloro-phenol	104	(36 - 135)	SW846 8270C
2-Chloronaphthalene	100	(35 - 115)	SW846 8270C
2-Nitroaniline	111	(36 - 140)	SW846 8270C
Dimethyl phthalate	109	(42 - 116)	SW846 8270C
Acenaphthylene	98	(37 - 115)	SW846 8270C
2,6-Dinitrotoluene	115	(43 - 122)	SW846 8270C
3-Nitroaniline	106	(30 - 138)	SW846 8270C
Acenaphthene	97	(31 - 120)	SW846 8270C
2,4-Dinitrophenol	38	(29 - 146)	SW846 8270C
4-Nitrophenol	111	(30 - 138)	SW846 8270C
Dibenzofuran	99	(40 - 115)	SW846 8270C
2,4-Dinitrotoluene	115	(34 - 151)	SW846 8270C
Diethyl phthalate	108	(43 - 132)	SW846 8270C
4-Chlorophenyl phenyl ether	111	(40 - 115)	SW846 8270C
Fluorene	101	(41 - 115)	SW846 8270C
4-Nitroaniline	109	(30 - 140)	SW846 8270C
4,6-Dinitro-2-methylphenol	84	(42 - 144)	SW846 8270C
N-Nitrosodiphenylamine	102	(35 - 124)	SW846 8270C
4-Bromophenyl phenyl ether	114	(43 - 118)	SW846 8270C
Hexachlorobenzene	107	(42 - 123)	SW846 8270C
Pentachlorophenol	99	(30 - 150)	SW846 8270C
Phenanthrene	102	(45 - 117)	SW846 8270C
Anthracene	103	(45 - 118)	SW846 8270C
Carbazole	108	(49 - 126)	SW846 8270C
Di-n-butyl phthalate	111	(46 - 123)	SW846 8270C
Fluoranthene	113	(47 - 132)	SW846 8270C
Pyrene	105	(35 - 139)	SW846 8270C
Butyl benzyl phthalate	109	(37 - 136)	SW846 8270C
3,3'-Dichlorobenzidine	72	(30 - 160)	SW846 8270C
Benzo(a)anthracene	100	(43 - 138)	SW846 8270C
Chrysene	103	(42 - 142)	SW846 8270C
bis(2-Ethylhexyl) phthalate	110	(30 - 154)	SW846 8270C

(Continued on next page)

LABORATORY CONTROL SAMPLE EVALUATION REPORT

GC/MS Semivolatiles

Client Lot #...: A8A290102 **Work Order #...:** KF9PN1AC **Matrix.....:** WATER
LCS Lot-Sample#: A8A300000-036

PARAMETER	PERCENT RECOVERY	RECOVERY LIMITS	METHOD
Di-n-octyl phthalate	**108**	**(36 - 151)**	**SW846 8270C**
Benzo(b)fluoranthene	**100**	**(31 - 146)**	**SW846 8270C**
Benzo(k)fluoranthene	**109**	**(40 - 127)**	**SW846 8270C**
Benzo(a)pyrene	**99**	**(38 - 144)**	**SW846 8270C**
Indeno(1,2,3-cd)pyrene	**106**	**(37 - 130)**	**SW846 8270C**
Dibenz(a,h)anthracene	**107**	**(38 - 130)**	**SW846 8270C**
Benzo(ghi)perylene	**105**	**(35 - 129)**	**SW846 8270C**

SURROGATE	PERCENT RECOVERY	RECOVERY LIMITS
Nitrobenzene-d5	97	(50 - 150)
2-Fluorobiphenyl	96	(50 - 150)
Terphenyl-d14	115	(50 - 150)
Phenol-d5	93	(50 - 150)
2-Fluorophenol	62	(50 - 150)
2,4,6-Tribromophenol	101	(50 - 150)

NOTE(S):

Calculations are performed before rounding to avoid round-off errors in calculated results.

Bold print denotes control parameters

a *Spiked analyte recovery is outside stated control limits.*

Laboratory Control Sample / Laboratory Control Sample Duplicate Outlier Report

Method Batch : 8030036 **Analysis Method :** 8270C **Analysis Date :** 02/04/2008

Preparation Batch : 8030036 **Preparation Type :** 3520C **Preparation Date :** 01/30/2008

Lab Reporting Batch : A8A290102 **Lab ID:** STLCAN

			Reported Values		Project Limits (Percent)			
LCS Lab Sample ID	Matrix	Analyte Name	Percent Recovery	RPD	Rejection Point	Lower Limit	Upper Limit	RPD
A8A300000036C	AQ	1,4-Dichlorobenzene	135		30.00	30.00	115.00	30.00
		Benzoic acid	1.2		30.00	30.00	136.00	30.00
		Hexachlorocyclopentadiene	24		30.00	30.00	115.00	30.00
		Isophorone	117		30.00	33.00	115.00	30.00

Associated Samples

Client Sample ID	Lab Sample ID
FWGEQUIPRINSE1-0609-GW	A8A290102012
FWGLL1mw-065C-0567-GW	A8A290102016
FWGLL1mw-079C-0568-GW	A8A290102013
FWGLL2mw-060C-0569-GW	A8A290102004
FWGLL2mw-261C-0570-GW	A8A290102022
FWGLL2mw-264C-0571-GW	A8A290102002
FWGLL2mw-265C-0574-GW	A8A290102006
FWGLL2mw-268C-0573-GW	A8A290102020
FWGLL2mw-270C-0572-GW	A8A290102018
FWGLL2mw-DUP1-0601-GW	A8A290102008
FWGLL3mw-243C-0582-GW	A8A290102010

Scope of Data Qualification: The outlier in the LCS qualifies that analyte in all samples with the same Preparation Batch ID as the LCS

Project Number and Name: 030240.0006 - Ravenna

MATRIX SPIKE SAMPLE EVALUATION REPORT

GC/MS Semivolatiles

Client Lot #...: A8A290102 Work Order #...: KF7XQ1AF-MS Matrix.....: WG
MS Lot-Sample #: A8A290102-022 KF7XQ1AG-MSD
Date Sampled...: 01/28/08 14:00 Date Received..: 01/29/08
Prep Date.....: 01/30/08 Analysis Date..: 02/01/08
Prep Batch #...: 8030036
Dilution Factor: 1 Initial Wgt/Vol: 525 mL Final Wgt/Vol..: 2 mL

PARAMETER	PERCENT RECOVERY	RECOVERY LIMITS	RPD	RPD LIMITS	METHOD
Benzoic acid	2.6 a	(45 - 135)			SW846 8270C
	3.1 a	(45 - 135)	17	(0-40)	SW846 8270C
Benzyl alcohol	74	(45 - 135)			SW846 8270C
	78	(45 - 135)	5.1	(0-40)	SW846 8270C
Phenol	72	(45 - 135)			SW846 8270C
	78	(45 - 135)	8.5	(0-40)	SW846 8270C
bis(2-Chloroethyl)-ether	87	(45 - 135)			SW846 8270C
	85	(45 - 135)	2.4	(0-40)	SW846 8270C
2-Chlorophenol	68	(45 - 135)			SW846 8270C
	73	(45 - 135)	7.2	(0-40)	SW846 8270C
1,3-Dichlorobenzene	57	(45 - 135)			SW846 8270C
	57	(45 - 135)	0.16	(0-40)	SW846 8270C
1,4-Dichlorobenzene	93	(45 - 135)			SW846 8270C
	92	(45 - 135)	1.8	(0-40)	SW846 8270C
1,2-Dichlorobenzene	64	(45 - 135)			SW846 8270C
	67	(45 - 135)	4.4	(0-40)	SW846 8270C
2-Methylphenol	70	(45 - 135)			SW846 8270C
	80	(45 - 135)	13	(0-40)	SW846 8270C
bis(2-Chloroisopropyl) ether	81	(45 - 135)			SW846 8270C
	86	(45 - 135)	6.0	(0-40)	SW846 8270C
4-Methylphenol	73	(45 - 135)			SW846 8270C
	76	(45 - 135)	3.4	(0-40)	SW846 8270C
N-Nitrosodi-n-propyl-amine	79	(45 - 135)			SW846 8270C
	79	(45 - 135)	0.53	(0-40)	SW846 8270C
Hexachloroethane	50	(45 - 135)			SW846 8270C
	51	(45 - 135)	1.3	(0-40)	SW846 8270C
Nitrobenzene	82	(45 - 135)			SW846 8270C
	83	(45 - 135)	1.1	(0-40)	SW846 8270C
Isophorone	87	(45 - 135)			SW846 8270C
	87	(45 - 135)	0.37	(0-40)	SW846 8270C
2-Nitrophenol	76	(45 - 135)			SW846 8270C
	77	(45 - 135)	1.0	(0-40)	SW846 8270C
2,4-Dimethylphenol	40 a	(45 - 135)			SW846 8270C
	41 a	(45 - 135)	3.2	(0-40)	SW846 8270C

(Continued on next page)

MATRIX SPIKE SAMPLE EVALUATION REPORT

GC/MS Semivolatiles

Client Lot #...: A8A290102 Work Order #...: KF7XQ1AF-MS Matrix.....: WG
MS Lot-Sample #: A8A290102-022 KF7XQ1AG-MSD

PARAMETER	PERCENT RECOVERY	RECOVERY LIMITS	RPD	RPD LIMITS	METHOD
bis(2-Chloroethoxy) methane	81	(45 - 135)			SW846 8270C
	82	(45 - 135)	0.66	(0-40)	SW846 8270C
2,4-Dichlorophenol	78	(45 - 135)			SW846 8270C
	79	(45 - 135)	0.61	(0-40)	SW846 8270C
1,2,4-Trichloro-benzene	70	(45 - 135)			SW846 8270C
	67	(45 - 135)	4.1	(0-40)	SW846 8270C
Naphthalene	70	(45 - 135)			SW846 8270C
	71	(45 - 135)	0.89	(0-40)	SW846 8270C
4-Chloroaniline	69	(45 - 135)			SW846 8270C
	67	(45 - 135)	3.1	(0-40)	SW846 8270C
Hexachlorobutadiene	58	(45 - 135)			SW846 8270C
	56	(45 - 135)	4.6	(0-40)	SW846 8270C
4-Chloro-3-methylphenol	80	(45 - 135)			SW846 8270C
	79	(45 - 135)	1.2	(0-40)	SW846 8270C
2-Methylnaphthalene	79	(45 - 135)			SW846 8270C
	77	(45 - 135)	2.4	(0-40)	SW846 8270C
Hexachlorocyclopenta-diene	8.9 a	(45 - 135)			SW846 8270C
	7.0 a	(45 - 135)	24	(0-40)	SW846 8270C
2,4,6-Trichloro-phenol	77	(45 - 135)			SW846 8270C
	77	(45 - 135)	0.66	(0-40)	SW846 8270C
2,4,5-Trichloro-phenol	79	(45 - 135)			SW846 8270C
	78	(45 - 135)	1.3	(0-40)	SW846 8270C
2-Chloronaphthalene	77	(45 - 135)			SW846 8270C
	76	(45 - 135)	0.79	(0-40)	SW846 8270C
2-Nitroaniline	82	(45 - 135)			SW846 8270C
	83	(45 - 135)	2.0	(0-40)	SW846 8270C
Dimethyl phthalate	82	(45 - 135)			SW846 8270C
	83	(45 - 135)	0.28	(0-40)	SW846 8270C
Acenaphthylene	75	(45 - 135)			SW846 8270C
	76	(45 - 135)	1.7	(0-40)	SW846 8270C
2,6-Dinitrotoluene	88	(45 - 135)			SW846 8270C
	89	(45 - 135)	1.0	(0-40)	SW846 8270C

(Continued on next page)

MATRIX SPIKE SAMPLE EVALUATION REPORT

GC/MS Semivolatiles

Client Lot #...: A8A290102 **Work Order #...:** KF7XQ1AF-MS **Matrix.....:** WG
MS Lot-Sample #: A8A290102-022 KF7XQ1AG-MSD

PARAMETER	PERCENT RECOVERY	RECOVERY LIMITS	RPD	RPD LIMITS	METHOD
3-Nitroaniline	82	(45 - 135)			SW846 8270C
	81	(45 - 135)	0.26	(0-50)	SW846 8270C
Acenaphthene	74	(45 - 135)			SW846 8270C
	74	(45 - 135)	0.61	(0-40)	SW846 8270C
2,4-Dinitrophenol	30 a	(45 - 135)			SW846 8270C
	26 a	(45 - 135)	13	(0-40)	SW846 8270C
4-Nitrophenol	79	(45 - 135)			SW846 8270C
	79	(45 - 135)	0.32	(0-40)	SW846 8270C
Dibenzofuran	76	(45 - 135)			SW846 8270C
	76	(45 - 135)	0.16	(0-40)	SW846 8270C
2,4-Dinitrotoluene	88	(45 - 135)			SW846 8270C
	89	(45 - 135)	1.1	(0-40)	SW846 8270C
Diethyl phthalate	84	(45 - 135)			SW846 8270C
	85	(45 - 135)	1.8	(0-40)	SW846 8270C
4-Chlorophenyl phenyl ether	86	(45 - 135)			SW846 8270C
	88	(45 - 135)	2.2	(0-40)	SW846 8270C
Fluorene	76	(45 - 135)			SW846 8270C
	78	(45 - 135)	3.1	(0-40)	SW846 8270C
4-Nitroaniline	82	(45 - 135)			SW846 8270C
	81	(45 - 135)	1.1	(0-40)	SW846 8270C
4,6-Dinitro-2-methylphenol	64	(45 - 135)			SW846 8270C
	57	(45 - 135)	10	(0-40)	SW846 8270C
N-Nitrosodiphenylamine	79	(45 - 135)			SW846 8270C
	80	(45 - 135)	0.43	(0-40)	SW846 8270C
4-Bromophenyl phenyl ether	91	(45 - 135)			SW846 8270C
	91	(45 - 135)	0.29	(0-40)	SW846 8270C
Hexachlorobenzene	79	(45 - 135)			SW846 8270C
	81	(45 - 135)	2.2	(0-40)	SW846 8270C
Pentachlorophenol	69	(45 - 135)			SW846 8270C
	72	(45 - 135)	4.1	(0-40)	SW846 8270C
Phenanthrene	78	(45 - 135)			SW846 8270C
	77	(45 - 135)	1.0	(0-40)	SW846 8270C
Anthracene	80	(45 - 135)			SW846 8270C
	79	(45 - 135)	0.74	(0-40)	SW846 8270C
Carbazole	83	(45 - 135)			SW846 8270C
	84	(45 - 135)	1.0	(0-40)	SW846 8270C

(Continued on next page)

MATRIX SPIKE SAMPLE EVALUATION REPORT

GC/MS Semivolatiles

Client Lot #...: A8A290102 **Work Order #...:** KF7XQ1AF-MS **Matrix.....:** WG
MS Lot-Sample #: A8A290102-022 KF7XQ1AG-MSD

PARAMETER	PERCENT RECOVERY	RECOVERY LIMITS	RPD	RPD LIMITS	METHOD
Di-n-butyl phthalate	86	(45 - 135)			SW846 8270C
	85	(45 - 135)	1.2	(0-40)	SW846 8270C
Fluoranthene	88	(45 - 135)			SW846 8270C
	89	(45 - 135)	0.83	(0-40)	SW846 8270C
Pyrene	82	(45 - 135)			SW846 8270C
	80	(45 - 135)	2.3	(0-40)	SW846 8270C
Butyl benzyl phthalate	85	(45 - 135)			SW846 8270C
	84	(45 - 135)	1.4	(0-40)	SW846 8270C
3,3'-Dichlorobenzidine	57	(45 - 135)			SW846 8270C
	56	(45 - 135)	1.7	(0-40)	SW846 8270C
Benzo(a)anthracene	76	(45 - 135)			SW846 8270C
	75	(45 - 135)	1.1	(0-40)	SW846 8270C
Chrysene	81	(45 - 135)			SW846 8270C
	79	(45 - 135)	2.3	(0-40)	SW846 8270C
bis(2-Ethylhexyl) phthalate	93	(45 - 135)			SW846 8270C
	83	(45 - 135)	11	(0-40)	SW846 8270C
Di-n-octyl phthalate	89	(45 - 135)			SW846 8270C
	88	(45 - 135)	2.2	(0-40)	SW846 8270C
Benzo(b)fluoranthene	77	(45 - 135)			SW846 8270C
	79	(45 - 135)	2.2	(0-40)	SW846 8270C
Benzo(k)fluoranthene	86	(45 - 135)			SW846 8270C
	87	(45 - 135)	1.7	(0-40)	SW846 8270C
Benzo(a)pyrene	79	(45 - 135)			SW846 8270C
	77	(45 - 135)	2.0	(0-40)	SW846 8270C
Indeno(1,2,3-cd)pyrene	89	(45 - 135)			SW846 8270C
	86	(45 - 135)	3.6	(0-40)	SW846 8270C
Dibenz(a,h)anthracene	91	(45 - 135)			SW846 8270C
	88	(45 - 135)	2.8	(0-40)	SW846 8270C
Benzo(ghi)perylene	87	(45 - 135)			SW846 8270C
	84	(45 - 135)	3.5	(0-40)	SW846 8270C

SURROGATE	PERCENT RECOVERY	RECOVERY LIMITS
Nitrobenzene-d5	72	(50 - 150)
	73	(50 - 150)
2-Fluorobiphenyl	72	(50 - 150)
	75	(50 - 150)
Terphenyl-d14	85	(50 - 150)
	85	(50 - 150)

(Continued on next page)

MATRIX SPIKE SAMPLE EVALUATION REPORT

GC/MS Semivolatiles

Client Lot #...: A8A290102 **Work Order #...:** KF7XQ1AF-MS **Matrix.....:** WG
MS Lot-Sample #: A8A290102-022 KF7XQ1AG-MSD

SURROGATE	PERCENT RECOVERY	RECOVERY LIMITS
Phenol-d5	67	(50 - 150)
	73	(50 - 150)
2-Fluorophenol	48 *	(50 - 150)
	53	(50 - 150)
2,4,6-Tribromophenol	76	(50 - 150)
	79	(50 - 150)

NOTE(S):

Calculations are performed before rounding to avoid round-off errors in calculated results.

Bold print denotes control parameters

a Spiked analyte recovery is outside stated control limits.

* Surrogate recovery is outside stated control limits.

Matrix Spike / Matrix Spike Duplicate Recovery and RPD Outlier Report

Method Batch : 8030036 **Analysis Method :** 8270C **Analysis Date :** 02/01/2008

Preparation Batch : 8030036 **Preparation Type :** 3520C **Preparation Date :** 01/30/2008

Lab Reporting Batch : A8A290102 **Lab ID:** STLCAN

Client Sample ID	Lab Sample ID	Matrix	Analyte Name	Reported *		Project Limits (Percent)			
				Percent Recovery	RPD	Rejection Point**	Lower Limit	Upper Limit	RPD
FWGLL2mw-261C-0570-	A8A290102022S	AQ	2,4-Dimethylphenol	40		0.00	45.00	135.00	40.00
			2,4-Dinitrophenol	30		0.00	45.00	135.00	40.00
			Benzoic acid	2.6		0.00	45.00	135.00	40.00
			Hexachlorocyclopentadiene	8.9		0.00	45.00	135.00	40.00
FWGLL2mw-261C-0570-	A8A290102022D		2,4-Dimethylphenol	41		0.00	45.00	135.00	40.00
			2,4-Dinitrophenol	26		0.00	45.00	135.00	40.00
			Benzoic acid	3.1		0.00	45.00	135.00	40.00
			Hexachlorocyclopentadiene	7.0		0.00	45.00	135.00	40.00

Associated Samples: Parent sample only

Client Sample ID	Lab Sample ID
FWGLL2mw-261C-0570-GW	A8A290102022

* Only those Percent Recovery and/or RPD values outside project limits are listed in this report.

** Metal are also assessed against an upper rejection point of 150 percent for waters and 200 percent for soils and sediments

Project Number and Name: ***030240.0006 - Ravenna***

PESTICIDE DATA

Ravenna, OH Data Review Checklist

Project Number: 030240.0006.05
Sample Event: January 2008
Data Reviewer/Date: Angye Dragotta/ February 26, 2008

SDG: A8A290102 R0
Analysis: SW846 8081

Review Questions:	Yes	No	N/A	Comments	Qual/Criteria
1. Did Chain-of-Custody information agree with laboratory report?	✓			COC#: 074037,336180,074036;	
2. Were samples preserved properly and received in good condition?	✓			Thirteen coolers were received at the lab. The coolers were received between 0.2 and 4.2°C. Upon receipt, it was documented by the laboratory, that the samples were not frozen and in good condition. Therefore, no qualifications were made to sample results based on temperatures less than 2°C.	QAPP Table 4-2, NELAC
3. Were holding times met?	✓			Samples collected 1/28/08, extracted on 1/30/08, and analyzed on 2/1/08, 2/2/08, and 2/12/08	QAPP Table 4-2 J/UJ/R
4. Were sample storage requirements met?	✓				QAPP Table 4-2
5. Were QAPP specified PQLs achieved?	✓				QAPP Table 3-5
6. Were all QAPP-specified target analytes reported?	✓				QAPP Table 3-5
7. Was a DDT standard analyzed every 12 hours? Was the DDT %breakdown < 15%?	✓			A2HP3: 1/18/08@ 1207, 2/1/08 @2038, 2/2/08 @0444 A2HP9: 2/5/08 @ 1205, 2/12/08@1034, 1355	LCG Table 4 >15%=J/R
8. Was an endrin standard analyzed every 12 hours? Was endrin %breakdown <15%?	✓			A2HP3: 1/18/08@ 1207, 2/1/08 @2038, 2/2/08 @0444 A2HP9: 2/5/08 @ 1205, 2/12/08@1034, 1355	LCG Table 4 >15%=J/R
9. Does the initial calibration curve consist of 5 concentration levels?	✓			Instrument A2HP3 1/18/08 Stds = 0.005, 0.01, 0.025, 0.05, 0.1, 0.20 Instrument A2HP9 2/5/08 Stds = 0.005, 0.01, 0.025, 0.05, 0.1, 0.20	LCG Table 4 R
10. Were the %RSDs for each analyte ≤ 20%? OR was the average %RSD ≤ 20% with the r^2 >0.990?	✓				LCG Table 4 RSD>20% or r<0.99=J/R
11. Was a blank run prior to the initial calibration?			✓	No data provided to evaluate.	
12. Was a MDL Level Verification performed once per quarter with all target analytes detected?	✓			1/10/2008	LCG Table 4 R
13. Was a MRL Verification performed at the beginning and end of the sequence or every 12 hours with results 70-130%?		✓		Instrument A2HP3 2/1/08@2127-front: heptachlor %R was 242.2%, there were no detected results therefore no qualifications were made. Back all within control limits. 2/2/08@0532-front: heptachlor %R was 408.6%, there were no detected results [illegible]	LCG Table 4 >130%=J; 65-70%%=J/UJ; <65%=J/R

Project Number: 030240.0006.05
Sample Event: January 2008
Data Reviewer/Date: Angye Dragotta/ February 26, 2008

SDG: A8A290102 R0
Analysis: SW846 8081

Review Questions:	Yes	No	N/A	Comments	Qual/Criteria
				therefore no qualifications were made. Back all within control limits. Instrument A2HP9 2/12/08 @1203, 1439 With acceptable recoveries.	
14. Was a second source (ICV) verification analyzed after the ICAL? Were results 85-115%?	✓			1/18/08 @ 2140 2/5/08 @1825	LCG Table 4 >115%=J; 80-85%=J/UJ; <80%=J/R
15. Was a CCV run every 12 hours?	✓			A2HP3: 2/1/08 @1658(tox), 2103 (main) and 2/2/08 @0355(tox) and 0508(main) A2HP9: 2/12/08 @ 1141, 1225 (tox), 1332 (tox), 1355	LCG Table 4
16. Was the %D for all target analytes ≤5%? OR was the average %D ≤ 15% with no individual analyte >30%?		✓		**CCVs a2hp3-Applies to all samples and MB (with exception of LCS and FWGLL1mw-079c-568-GW)** 2/1/08 @ 2103 front– Alpha BHC (-17.22%), heptachlor (-76.97%) %D was ≤15% (neg). Avg %D= -7.64%. There were no detected results therefore no qualifications were made. Back all acceptable. 2/2/08 @ 0508 front- Alpha BHC (-22.29%), gamma BHC (-16.62%), heptachlor (-16.62%), aldrin (-23.68%), heptachlor epoxide (-17.83%) and alpha-chlordane (-17.28%) was ≤15% (neg). Avg %D= -10.64%. There were no detected results therefore no qualifications were made. 2/2/08 @ 0508 back- Alpha BHC (-20.36%), gamma BHC (-17.06%), heptachlor (-22.60%), aldrin (-23.14%) and heptachlor epoxide (-17.27%) was ≤ 15% (neg). Avg %D= -11.788%. There were no detected results therefore no qualifications were made. **CCVs a2hp9-Applies to LCS and FWGLL1mw-079c-568-GW** 2/12/08 @ 1141 front- heptachlor (-17.05%) and methoxychlor (-17.18%) was ≤ 15% (neg). Avg %D= <15%. There were no detected results therefore no qualifications were made. . Back column all acceptable. 2/12/08 @ 1225 front - Toxaphene- All peaks greater than 15%D but <30%D. Average >15%. Back column- All peaks greater than 15%D. Average >15%. There were no detected results therefore no qualifications were made. 2/12/08 @ 1417 front- heptachlor (-18.65%), endrin (-16.52%) and methoxychlor (-15.90%) was ≤ 15% (neg). Avg %D= <15%. There were no detected results therefore no qualifications were made. Back column all acceptable. 2/12/08 @ 1332 front- Toxaphene- Peaks #5 greater than 30%D. Average <15%. No qualifications made. Back acceptable.	LCG Table 4 D>30% (neg) =J/R D>30% (pos) = J

Ravenna, OH Data Review Checklist

Project Number: 030240.0006.05
Sample Event: January 2008
Data Reviewer/Date: Angye Dragotta/ February 26, 2008

SDG: A8A290102 R0
Analysis: SW846 8081

Review Questions:	Yes	No	N/A	Comments	Qual/Criteria
17. Was a method blank prepared and analyzed with each batch?	✓				LCG Table 4
18. Were target analytes < ½ the MRL?	✓				LCG Table 4 <5x=B
19. Was an equipment blank collected and analyzed?	✓			FWGEQUIPRinse1-0609-GW	
20. Were target analytes in the field blank analyses (equipment) <1/2 the MRL?	✓				<5x =B
21. Was an LCS prepared and analyzed with each batch?	✓				LCG Table 4
22. Were the LCS recoveries within limits specified in LCG Appendix C?	✓				LCG Appendix C >UL=J; 30%-LL=J/UJ; <30%=J/R
23. Was a MS/MSD pair prepared with each batch?	✓				LCG Table 4
24. Was the MS/MSD parent sample a Ravenna sample?	✓			Sample FWGLL2mw-261c-0570-GW was the parent.	
25. Were MS/MSD recoveries 40-140% and RPD ≤20%?		✓		Alpha BHC recovered at 146% in the MS and 124% in the MSD. Aldrin recovered at 144% in the MS and 119% in the MSD. Both analytes had acceptable RPDs. There were no detected results therefore no qualifications were made.	QAPP Table 3-2 Pj
26. Were surrogate recoveries 50-150%?		✓		DCB recovered below control limits of 50-150% in samples FWGLL3mw-243c-0582-GW (37%) and FWGLL1mw-065c-0567-GW (45%). Results for these samples were flagged as estimated, "UJ".	LCG Table 4 >150%=J; 10% -50%=J/UJ; <10%=J/R
27. Was a field duplicate analyzed? Were the RPDs ≤30%?	✓			FWGLL2mw-DUP1-0601-GW was a field duplicate for FWGLL2mw-265C-0572-GW.	QAPP Table 3-2 RPD >30=J
28. Were all positive results verified by a second column confirmation? Were the RPD's ≤ 40?	✓				LCG Table 4 >40 RPD=J
29. Were reported sample concentrations within calibration range?	✓				
30. Were laboratory-generated Quality Control Exception Reports issued? If yes, summarize contents.		✓			

Ravenna, OH Data Review Checklist

Project Number: 030240.0006.05
Sample Event: January 2008
Data Reviewer/Date: Angye Dragotta/ February 26, 2008

SDG: A8A290102 R0
Analysis: SW846 8081

Review Questions:	Yes	No	N/A	Comments	Qual/Criteria
31. Were lab comments included in report? If yes, summarize contents.	✓			See narrative.	

References:

Louisville Chemistry Guidelines (LCG), USACE June 2002 version 5; Section I "Chemical Analysis Criteria" Table 4 and Attachment A "Data Validation Guidelines:

Final Quality Assurance Project Plan (QAPP) Addendum for the Facility-Wide Groundwater Monitoring Program Ravenna Army Ammunition Plant, Ravenna, OH, Portage Environmental September 2004

Additional Comments:

Environmental Quality Mgt., Inc.

Client Sample ID: FWGLL2mw-264C-0571-GW

GC Semivolatiles

Lot-Sample #...: A8A290102-002 **Work Order #...:** KF7WH1AD **Matrix.....:** WG
Date Sampled...: 01/28/08 10:20 **Date Received..:** 01/29/08
Prep Date.....: 01/30/08 **Analysis Date..:** 02/01/08
Prep Batch #...: 8030029
Dilution Factor: 1 **Initial Wgt/Vol:** 1050 mL **Final Wgt/Vol..:** 5 mL
Method.....: SW846 8081A

PARAMETER	RESULT	REPORTING LIMIT	UNITS	MDL
alpha-BHC	ND	0.030	ug/L	0.0070
beta-BHC	ND	0.030	ug/L	0.0084
delta-BHC	ND	0.030	ug/L	0.0087
gamma-BHC (Lindane)	ND	0.030	ug/L	0.0064
Heptachlor	ND	0.030	ug/L	0.0080
Aldrin	ND	0.030	ug/L	0.0082
Heptachlor epoxide	ND	0.030	ug/L	0.0071
Endosulfan I	ND	0.025	ug/L	0.013
Dieldrin	ND	0.030	ug/L	0.0075
4,4'-DDE	ND	0.030	ug/L	0.0097
Endrin	ND	0.030	ug/L	0.011
Endosulfan II	ND	0.025	ug/L	0.012
4,4'-DDD	ND	0.030	ug/L	0.0096
Endosulfan sulfate	ND	0.030	ug/L	0.011
4,4'-DDT	ND	0.030	ug/L	0.016
Methoxychlor	ND	0.10	ug/L	0.032
Endrin ketone	ND	0.030	ug/L	0.0078
Endrin aldehyde	ND	0.030	ug/L	0.011
alpha-Chlordane	ND	0.030	ug/L	0.014
gamma-Chlordane	ND	0.030	ug/L	0.012
Toxaphene	ND	2.0	ug/L	0.32

SURROGATE	PERCENT RECOVERY	RECOVERY LIMITS
Tetrachloro-m-xylene	109	(50 - 150)
Decachlorobiphenyl	62	(50 - 150)

Environmental Quality Mgt., Inc.

Client Sample ID: FWGLL2mw-060C-0569-GW

GC Semivolatiles

Lot-Sample #...: A8A290102-004 **Work Order #...:** KF7WQ1AD **Matrix.....:** WG
Date Sampled...: 01/28/08 11:45 **Date Received..:** 01/29/08
Prep Date.....: 01/30/08 **Analysis Date..:** 02/01/08
Prep Batch #...: 8030029
Dilution Factor: 1 **Initial Wgt/Vol:** 1020 mL **Final Wgt/Vol..:** 5 mL
Method.....: SW846 8081A

PARAMETER	RESULT	REPORTING LIMIT	UNITS	MDL
alpha-BHC	ND	0.030	ug/L	0.0070
beta-BHC	ND	0.030	ug/L	0.0084
delta-BHC	ND	0.030	ug/L	0.0087
gamma-BHC (Lindane)	ND	0.030	ug/L	0.0064
Heptachlor	ND	0.030	ug/L	0.0080
Aldrin	ND	0.030	ug/L	0.0082
Heptachlor epoxide	ND	0.030	ug/L	0.0071
Endosulfan I	ND	0.025	ug/L	0.013
Dieldrin	ND	0.030	ug/L	0.0075
4,4'-DDE	ND	0.030	ug/L	0.0097
Endrin	ND	0.030	ug/L	0.011
Endosulfan II	ND	0.025	ug/L	0.012
4,4'-DDD	ND	0.030	ug/L	0.0096
Endosulfan sulfate	ND	0.030	ug/L	0.011
4,4'-DDT	ND	0.030	ug/L	0.016
Methoxychlor	ND	0.10	ug/L	0.032
Endrin ketone	ND	0.030	ug/L	0.0078
Endrin aldehyde	ND	0.030	ug/L	0.011
alpha-Chlordane	ND	0.030	ug/L	0.014
gamma-Chlordane	ND	0.030	ug/L	0.012
Toxaphene	ND	2.0	ug/L	0.32

SURROGATE	PERCENT RECOVERY	RECOVERY LIMITS
Tetrachloro-m-xylene	101	(50 - 150)
Decachlorobiphenyl	55	(50 - 150)

Environmental Quality Mgt., Inc.

Client Sample ID: FWGLL2mw-265C-0572-GW

GC Semivolatiles

Lot-Sample #...: A8A290102-006 **Work Order #...:** KF7WV1AD **Matrix.....:** WG
Date Sampled...: 01/28/08 12:45 **Date Received..:** 01/29/08
Prep Date.....: 01/30/08 **Analysis Date..:** 02/01/08
Prep Batch #...: 8030029
Dilution Factor: 1 **Initial Wgt/Vol:** 1040 mL **Final Wgt/Vol..:** 5 mL
Method.....: SW846 8081A

PARAMETER	RESULT	REPORTING LIMIT	UNITS	MDL
alpha-BHC	ND	0.030	ug/L	0.0070
beta-BHC	ND	0.030	ug/L	0.0084
delta-BHC	ND	0.030	ug/L	0.0087
gamma-BHC (Lindane)	ND	0.030	ug/L	0.0064
Heptachlor	ND	0.030	ug/L	0.0080
Aldrin	ND	0.030	ug/L	0.0082
Heptachlor epoxide	ND	0.030	ug/L	0.0071
Endosulfan I	ND	0.025	ug/L	0.013
Dieldrin	ND	0.030	ug/L	0.0075
4,4'-DDE	ND	0.030	ug/L	0.0097
Endrin	ND	0.030	ug/L	0.011
Endosulfan II	ND	0.025	ug/L	0.012
4,4'-DDD	ND	0.030	ug/L	0.0096
Endosulfan sulfate	ND	0.030	ug/L	0.011
4,4'-DDT	ND	0.030	ug/L	0.016
Methoxychlor	ND	0.10	ug/L	0.032
Endrin ketone	ND	0.030	ug/L	0.0078
Endrin aldehyde	ND	0.030	ug/L	0.011
alpha-Chlordane	ND	0.030	ug/L	0.014
gamma-Chlordane	ND	0.030	ug/L	0.012
Toxaphene	ND	2.0	ug/L	0.32

SURROGATE	PERCENT RECOVERY	RECOVERY LIMITS
Tetrachloro-m-xylene	115	(50 - 150)
Decachlorobiphenyl	74	(50 - 150)

Environmental Quality Mgt., Inc.

Client Sample ID: FWGLL2mw-DUP1-0601-GW

GC Semivolatiles

Lot-Sample #...: A8A290102-008 **Work Order #...:** KF7W21AD **Matrix.....:** WG
Date Sampled...: 01/28/08 12:59 **Date Received..:** 01/29/08
Prep Date.....: 01/30/08 **Analysis Date..:** 02/01/08
Prep Batch #...: 8030029
Dilution Factor: 1 **Initial Wgt/Vol:** 1040 mL **Final Wgt/Vol..:** 5 mL
Method.....: SW846 8081A

PARAMETER	RESULT	REPORTING LIMIT	UNITS	MDL
alpha-BHC	ND	0.030	ug/L	0.0070
beta-BHC	ND	0.030	ug/L	0.0084
delta-BHC	ND	0.030	ug/L	0.0087
gamma-BHC (Lindane)	ND	0.030	ug/L	0.0064
Heptachlor	ND	0.030	ug/L	0.0080
Aldrin	ND	0.030	ug/L	0.0082
Heptachlor epoxide	ND	0.030	ug/L	0.0071
Endosulfan I	ND	0.025	ug/L	0.013
Dieldrin	ND	0.030	ug/L	0.0075
4,4'-DDE	ND	0.030	ug/L	0.0097
Endrin	ND	0.030	ug/L	0.011
Endosulfan II	ND	0.025	ug/L	0.012
4,4'-DDD	ND	0.030	ug/L	0.0096
Endosulfan sulfate	ND	0.030	ug/L	0.011
4,4'-DDT	ND	0.030	ug/L	0.016
Methoxychlor	ND	0.10	ug/L	0.032
Endrin ketone	ND	0.030	ug/L	0.0078
Endrin aldehyde	ND	0.030	ug/L	0.011
alpha-Chlordane	ND	0.030	ug/L	0.014
gamma-Chlordane	ND	0.030	ug/L	0.012
Toxaphene	ND	2.0	ug/L	0.32

SURROGATE	PERCENT RECOVERY	RECOVERY LIMITS
Tetrachloro-m-xylene	115	(50 - 150)
Decachlorobiphenyl	60	(50 - 150)

Environmental Quality Mgt., Inc.

Client Sample ID: FWGLL3mw-243C-0582-GW

GC Semivolatiles

Lot-Sample #...: A8A290102-010 **Work Order #...:** KF7W41AD **Matrix.....:** WG
Date Sampled...: 01/28/08 15:00 **Date Received..:** 01/29/08
Prep Date.....: 01/30/08 **Analysis Date..:** 02/01/08
Prep Batch #...: 8030029
Dilution Factor: 1 **Initial Wgt/Vol:** 1030 mL **Final Wgt/Vol..:** 5 mL
Method.....: SW846 8081A

PARAMETER	RESULT	REPORTING LIMIT	UNITS	MDL
alpha-BHC	ND	0.030	ug/L	0.0070
beta-BHC	ND	0.030	ug/L	0.0084
delta-BHC	ND	0.030	ug/L	0.0087
gamma-BHC (Lindane)	ND	0.030	ug/L	0.0064
Heptachlor	ND	0.030	ug/L	0.0080
Aldrin	ND	0.030	ug/L	0.0082
Heptachlor epoxide	ND	0.030	ug/L	0.0071
Endosulfan I	ND	0.025	ug/L	0.013
Dieldrin	ND	0.030	ug/L	0.0075
4,4'-DDE	ND	0.030	ug/L	0.0097
Endrin	ND	0.030	ug/L	0.011
Endosulfan II	ND	0.025	ug/L	0.012
4,4'-DDD	ND	0.030	ug/L	0.0096
Endosulfan sulfate	ND	0.030	ug/L	0.011
4,4'-DDT	ND	0.030	ug/L	0.016
Methoxychlor	ND	0.10	ug/L	0.032
Endrin ketone	ND	0.030	ug/L	0.0078
Endrin aldehyde	ND	0.030	ug/L	0.011
alpha-Chlordane	ND	0.030	ug/L	0.014
gamma-Chlordane	ND	0.030	ug/L	0.012
Toxaphene	ND	2.0	ug/L	0.32

SURROGATE	PERCENT RECOVERY	RECOVERY LIMITS
Tetrachloro-m-xylene	105	(50 - 150)
Decachlorobiphenyl	37 *	(50 - 150)

NOTE(S):

* Surrogate recovery is outside stated control limits.

Environmental Quality Mgt., Inc.

Client Sample ID: FWGEQUIPRINSE1-0609-GW

GC Semivolatiles

Lot-Sample #...: A8A290102-012 **Work Order #...:** KF7W71AD **Matrix.....:** WQ
Date Sampled...: 01/28/08 11:24 **Date Received..:** 01/29/08
Prep Date.....: 01/30/08 **Analysis Date..:** 02/01/08
Prep Batch #...: 8030029
Dilution Factor: 1 **Initial Wgt/Vol:** 1050 mL **Final Wgt/Vol..:** 5 mL
Method.....: SW846 8081A

PARAMETER	RESULT	REPORTING LIMIT	UNITS	MDL
alpha-BHC	ND	0.030	ug/L	0.0070
beta-BHC	ND	0.030	ug/L	0.0084
delta-BHC	ND	0.030	ug/L	0.0087
gamma-BHC (Lindane)	ND	0.030	ug/L	0.0064
Heptachlor	ND	0.030	ug/L	0.0080
Aldrin	ND	0.030	ug/L	0.0082
Heptachlor epoxide	ND	0.030	ug/L	0.0071
Endosulfan I	ND	0.025	ug/L	0.013
Dieldrin	ND	0.030	ug/L	0.0075
4,4'-DDE	ND	0.030	ug/L	0.0097
Endrin	ND	0.030	ug/L	0.011
Endosulfan II	ND	0.025	ug/L	0.012
4,4'-DDD	ND	0.030	ug/L	0.0096
Endosulfan sulfate	ND	0.030	ug/L	0.011
4,4'-DDT	ND	0.030	ug/L	0.016
Methoxychlor	ND	0.10	ug/L	0.032
Endrin ketone	ND	0.030	ug/L	0.0078
Endrin aldehyde	ND	0.030	ug/L	0.011
alpha-Chlordane	ND	0.030	ug/L	0.014
gamma-Chlordane	ND	0.030	ug/L	0.012
Toxaphene	ND	2.0	ug/L	0.32

SURROGATE	PERCENT RECOVERY	RECOVERY LIMITS
Tetrachloro-m-xylene	114	(50 - 150)
Decachlorobiphenyl	105	(50 - 150)

Environmental Quality Mgt., Inc.

Client Sample ID: FWGLL1mw-079C-0568-GW

GC Semivolatiles

Lot-Sample #...: A8A290102-013 **Work Order #...:** KF7W91AD **Matrix.....:** WG
Date Sampled...: 01/28/08 13:30 **Date Received..:** 01/29/08
Prep Date.....: 01/30/08 **Analysis Date..:** 02/02/08
Prep Batch #...: 8030029
Dilution Factor: 1 **Initial Wgt/Vol:** 1020 mL **Final Wgt/Vol..:** 5 mL
Method.....: SW846 8081A

PARAMETER	RESULT	REPORTING LIMIT	UNITS	MDL
alpha-BHC	ND	0.030	ug/L	0.0070
beta-BHC	***0.018 J***	***0.030***	***ug/L***	***0.0084***
delta-BHC	ND	0.030	ug/L	0.0087
gamma-BHC (Lindane)	ND	0.030	ug/L	0.0064
Heptachlor	ND	0.030	ug/L	0.0080
Aldrin	ND	0.030	ug/L	0.0082
Endosulfan I	ND	0.025	ug/L	0.013
Dieldrin	ND	0.030	ug/L	0.0075
4,4'-DDE	ND	0.030	ug/L	0.0097
Endrin	ND	0.030	ug/L	0.011
Endosulfan II	ND	0.025	ug/L	0.012
4,4'-DDD	ND	0.030	ug/L	0.0096
Endosulfan sulfate	ND	0.030	ug/L	0.011
4,4'-DDT	ND	0.030	ug/L	0.016
Methoxychlor	ND	0.10	ug/L	0.032
Endrin ketone	ND	0.030	ug/L	0.0078
Endrin aldehyde	ND	0.030	ug/L	0.011
alpha-Chlordane	ND	0.030	ug/L	0.014
gamma-Chlordane	ND	0.030	ug/L	0.012
Toxaphene	ND	2.0	ug/L	0.32

SURROGATE	PERCENT RECOVERY	RECOVERY LIMITS
Tetrachloro-m-xylene	100	(50 - 150)
Decachlorobiphenyl	65	(50 - 150)

NOTE(S):

J Estimated result. Result is less than RL.

Environmental Quality Mgt., Inc.

Client Sample ID: FWGLL1mw-079C-0568-GW

GC Semivolatiles

Lot-Sample #...: A8A290102-013	**Work Order #...:** KF7W92AD	**Matrix.....:** WG	
Date Sampled...: 01/28/08 13:30	**Date Received..:** 01/29/08		
Prep Date.....: 01/30/08	**Analysis Date..:** 02/12/08		
Prep Batch #...: 8030029			
Dilution Factor: 2	**Initial Wgt/Vol:** 1020 mL	**Final Wgt/Vol..:** 5 mL	
	Method.....: SW846 8081A		

PARAMETER	RESULT	REPORTING LIMIT	UNITS	MDL
Heptachlor epoxide	ND	0.060	ug/L	0.014

SURROGATE	PERCENT RECOVERY	RECOVERY LIMITS
Tetrachloro-m-xylene	90	(50 - 150)
Decachlorobiphenyl	72	(50 - 150)

NOTE(S):

Elevated reporting limits. The reporting limits are elevated due to matrix interference.

Environmental Quality Mgt., Inc.

Client Sample ID: FWGLL1mw-065C-0567-GW

GC Semivolatiles

Lot-Sample #...: A8A290102-016 **Work Order #...:** KF7XE1AD **Matrix.....:** WG
Date Sampled...: 01/28/08 17:15 **Date Received..:** 01/29/08
Prep Date.....: 01/30/08 **Analysis Date..:** 02/02/08
Prep Batch #...: 8030029
Dilution Factor: 1 **Initial Wgt/Vol:** 1050 mL **Final Wgt/Vol..:** 5 mL
Method.....: SW846 8081A

PARAMETER	RESULT	REPORTING LIMIT	UNITS	MDL
alpha-BHC	ND	0.030	ug/L	0.0070
beta-BHC	ND	0.030	ug/L	0.0084
delta-BHC	ND	0.030	ug/L	0.0087
gamma-BHC (Lindane)	ND	0.030	ug/L	0.0064
Heptachlor	ND	0.030	ug/L	0.0080
Aldrin	ND	0.030	ug/L	0.0082
Heptachlor epoxide	ND	0.030	ug/L	0.0071
Endosulfan I	ND	0.025	ug/L	0.013
Dieldrin	ND	0.030	ug/L	0.0075
4,4'-DDE	ND	0.030	ug/L	0.0097
Endrin	ND	0.030	ug/L	0.011
Endosulfan II	ND	0.025	ug/L	0.012
4,4'-DDD	ND	0.030	ug/L	0.0096
Endosulfan sulfate	ND	0.030	ug/L	0.011
4,4'-DDT	ND	0.030	ug/L	0.016
Methoxychlor	ND	0.10	ug/L	0.032
Endrin ketone	ND	0.030	ug/L	0.0078
Endrin aldehyde	ND	0.030	ug/L	0.011
alpha-Chlordane	ND	0.030	ug/L	0.014
gamma-Chlordane	ND	0.030	ug/L	0.012
Toxaphene	ND	2.0	ug/L	0.32

SURROGATE	PERCENT RECOVERY	RECOVERY LIMITS
Tetrachloro-m-xylene	117	(50 - 150)
Decachlorobiphenyl	45 *	(50 - 150)

NOTE(S):

* Surrogate recovery is outside stated control limits.

Environmental Quality Mgt., Inc.

Client Sample ID: FWGLL2mw-270C-0574-GW

GC Semivolatiles

Lot-Sample #...: A8A290102-018 **Work Order #...:** KF7XG1AD **Matrix.....:** WG
Date Sampled...: 01/28/08 10:50 **Date Received..:** 01/29/08
Prep Date.....: 01/30/08 **Analysis Date..:** 02/02/08
Prep Batch #...: 8030029
Dilution Factor: 1 **Initial Wgt/Vol:** 1020 mL **Final Wgt/Vol..:** 5 mL
Method.....: SW846 8081A

PARAMETER	RESULT	REPORTING LIMIT	UNITS	MDL
alpha-BHC	ND	0.030	ug/L	0.0070
beta-BHC	ND	0.030	ug/L	0.0084
delta-BHC	ND	0.030	ug/L	0.0087
gamma-BHC (Lindane)	ND	0.030	ug/L	0.0064
Heptachlor	ND	0.030	ug/L	0.0080
Aldrin	ND	0.030	ug/L	0.0082
Heptachlor epoxide	ND	0.030	ug/L	0.0071
Endosulfan I	ND	0.025	ug/L	0.013
Dieldrin	ND	0.030	ug/L	0.0075
4,4'-DDE	ND	0.030	ug/L	0.0097
Endrin	ND	0.030	ug/L	0.011
Endosulfan II	ND	0.025	ug/L	0.012
4,4'-DDD	ND	0.030	ug/L	0.0096
Endosulfan sulfate	ND	0.030	ug/L	0.011
4,4'-DDT	ND	0.030	ug/L	0.016
Methoxychlor	ND	0.10	ug/L	0.032
Endrin ketone	ND	0.030	ug/L	0.0078
Endrin aldehyde	ND	0.030	ug/L	0.011
alpha-Chlordane	ND	0.030	ug/L	0.014
gamma-Chlordane	ND	0.030	ug/L	0.012
Toxaphene	ND	2.0	ug/L	0.32

SURROGATE	PERCENT RECOVERY	RECOVERY LIMITS
Tetrachloro-m-xylene	115	(50 - 150)
Decachlorobiphenyl	67	(50 - 150)

Environmental Quality Mgt., Inc.

Client Sample ID: FWGLL2mw-268C-0573-GW

GC Semivolatiles

Lot-Sample #...: A8A290102-020 **Work Order #...:** KF7XM1AD **Matrix.....:** WG
Date Sampled...: 01/28/08 12:30 **Date Received..:** 01/29/08
Prep Date.....: 01/30/08 **Analysis Date..:** 02/02/08
Prep Batch #...: 8030029
Dilution Factor: 1 **Initial Wgt/Vol:** 1000 mL **Final Wgt/Vol..:** 5 mL
Method.....: SW846 8081A

PARAMETER	RESULT	REPORTING LIMIT	UNITS	MDL
alpha-BHC	ND	0.030	ug/L	0.0070
beta-BHC	ND	0.030	ug/L	0.0084
delta-BHC	ND	0.030	ug/L	0.0087
gamma-BHC (Lindane)	ND	0.030	ug/L	0.0064
Heptachlor	ND	0.030	ug/L	0.0080
Aldrin	ND	0.030	ug/L	0.0082
Heptachlor epoxide	ND	0.030	ug/L	0.0071
Endosulfan I	ND	0.025	ug/L	0.013
Dieldrin	ND	0.030	ug/L	0.0075
4,4'-DDE	ND	0.030	ug/L	0.0097
Endrin	ND	0.030	ug/L	0.011
Endosulfan II	ND	0.025	ug/L	0.012
4,4'-DDD	ND	0.030	ug/L	0.0096
Endosulfan sulfate	ND	0.030	ug/L	0.011
4,4'-DDT	ND	0.030	ug/L	0.016
Methoxychlor	ND	0.10	ug/L	0.032
Endrin ketone	ND	0.030	ug/L	0.0078
Endrin aldehyde	ND	0.030	ug/L	0.011
alpha-Chlordane	ND	0.030	ug/L	0.014
gamma-Chlordane	ND	0.030	ug/L	0.012
Toxaphene	ND	2.0	ug/L	0.32

SURROGATE	PERCENT RECOVERY	RECOVERY LIMITS
Tetrachloro-m-xylene	111	(50 - 150)
Decachlorobiphenyl	52	(50 - 150)

Environmental Quality Mgt., Inc.

Client Sample ID: FWGLL2mw-261C-0570-GW

GC Semivolatiles

Lot-Sample #...: A8A290102-022 **Work Order #...:** KF7XQ1AH **Matrix.....:** WG
Date Sampled...: 01/28/08 14:00 **Date Received..:** 01/29/08
Prep Date.....: 01/30/08 **Analysis Date..:** 02/02/08
Prep Batch #...: 8030029
Dilution Factor: 1 **Initial Wgt/Vol:** 1030 mL **Final Wgt/Vol..:** 5 mL
Method.....: SW846 8081A

PARAMETER	RESULT	REPORTING LIMIT	UNITS	MDL
alpha-BHC	ND	0.030	ug/L	0.0070
beta-BHC	ND	0.030	ug/L	0.0084
delta-BHC	ND	0.030	ug/L	0.0087
gamma-BHC (Lindane)	ND	0.030	ug/L	0.0064
Heptachlor	ND	0.030	ug/L	0.0080
Aldrin	ND	0.030	ug/L	0.0082
Heptachlor epoxide	ND	0.030	ug/L	0.0071
Endosulfan I	ND	0.025	ug/L	0.013
Dieldrin	ND	0.030	ug/L	0.0075
4,4'-DDE	ND	0.030	ug/L	0.0097
Endrin	ND	0.030	ug/L	0.011
Endosulfan II	ND	0.025	ug/L	0.012
4,4'-DDD	ND	0.030	ug/L	0.0096
Endosulfan sulfate	ND	0.030	ug/L	0.011
4,4'-DDT	ND	0.030	ug/L	0.016
Methoxychlor	ND	0.10	ug/L	0.032
Endrin ketone	ND	0.030	ug/L	0.0078
Endrin aldehyde	ND	0.030	ug/L	0.011
alpha-Chlordane	ND	0.030	ug/L	0.014
gamma-Chlordane	ND	0.030	ug/L	0.012
Toxaphene	ND	2.0	ug/L	0.32

SURROGATE	PERCENT RECOVERY	RECOVERY LIMITS
Tetrachloro-m-xylene	110	(50 - 150)
Decachlorobiphenyl	68	(50 - 150)

FORM 8
PESTICIDES ANALYTICAL SEQUENCE

Lab Name: TESTAMERICA-NORTH CANTON Contract:

Lab Code: TALCAN Case No.: SAS No.: SDG No.: A8A290102

GC Column: CLP PESTICIDES ID: 0.53 (mm) Init. Calib. Date(s): 01/18/08 01/18/08

Instrument ID: A2HP3

THE ANALYTICAL SEQUENCE OF PERFORMANCE EVALUATION MIXTURES, BLANKS, SAMPLES, AND STANDARDS IS GIVEN BELOW:

	MEAN SURROGATE RT FROM INITIAL CALIBRATION					
	CLIENT SAMPLE NO.	LAB SAMPLE ID	DATE ANALYZED	TIME ANALYZED	RT #	RT #
01		TOX3 E080	02/01/08	1658		
02		PEM E196	02/01/08	2038		
03		AB3 F031	02/01/08	2103		
04		MRL	02/01/08	2127		
05	FWGLL2MW-264	KF7WH1AD	02/01/08	2152		
06	FWGLL2MW-060	KF7WQ1AD	02/01/08	2216		
07	FWGLL2MW-265	KF7WV1AD	02/01/08	2241		
08	FWGLL2MW-DUP	KF7W21AD	02/01/08	2305		
09	FWGLL3MW-243	KF7W41AD	02/01/08	2329		
10	FWGEQUIPRINS	KF7W71AD	02/01/08	2353		
11	FWGLL1MW-079	KF7W91AD	02/02/08	0018		
12	FWGLL1MW-065	KF7XE1AD	02/02/08	0042		
13	FWGLL2MW-270	KF7XG1AD	02/02/08	0106		
14	FWGLL2MW-268	KF7XM1AD	02/02/08	0130		
15	FWGLL2MW-261	KF7XQ1AH	02/02/08	0154		
16	FWGLL2MW-261	KF7XQ1AJ	02/02/08	0219		
17	FWGLL2MW-261	KF7XQ1AK	02/02/08	0243		
18	KF9PFBLK	KF9PF1AA	02/02/08	0307		
19		TOX3 E080	02/02/08	0355		
20		PEM E196	02/02/08	0444		
21		AB3 F031	02/02/08	0508		
22		MRL	02/02/08	0532		
23						
24						
25						
26						
27						
28						
29						
30						
31						
32						

QC LIMITS

Column used to flag retention time values with an asterisk.
* Values outside of QC limits.

TestAmerica North Canton

CONTINUING CALIBRATION COMPOUNDS

Instrument ID: a2hp3.i Injection Date: 18-JAN-2008 21:40
Lab File ID: 025F2501.D Init. Cal. Date(s): 18-JAN-2008 18-JAN-2008
Analysis Type: Init. Cal. Times: 12:42 21:16
Lab Sample ID: ICV Quant Type: ESTD
Method: \\cansvr11\dd\chem\GCS\a2hp3.i\80119IC-1.b\PEST3.m

COMPOUND	RRF / AMOUNT	RF0.025	CCAL RRF0.025	MIN RRF	%D / %DRIFT	MAX %D / %DRIFT	CURVE TYPE	
$ 1 Tetrachloro-m-xylene	249077445	250325000	250325000	0.000	-0.50087	15.00000	Averaged	
4 alpha-BHC	354168880	342065880	342065880	0.010	3.41730	15.00000	Averaged	
5 gamma-BHC (Lindane)	296653219	282156680	282156680	0.010	4.88670	15.00000	Averaged	
6 beta-BHC	109755827	102432000	102432000	0.010	6.67284	15.00000	Averaged	
7 delta-BHC	270722988	248127200	248127200	0.010	8.34646	15.00000	Averaged	
9 Heptachlor	263159198	250639200	250639200	0.010	4.75758	15.00000	Averaged	
10 Aldrin	220969983	212057120	212057120	0.010	4.03352	15.00000	Averaged	
12 Heptachlor epoxide	145961752	140448120	140448120	0.010	3.77745	15.00000	Averaged	
13 gamma-Chlordane	154822368	142807080	142807080	0.010	7.76069	15.00000	Averaged	
14 alpha-Chlordane	164132068	156007880	156007880	0.010	4.94979	15.00000	Averaged	
16 4,4'-DDE	425864763	394289160	394289160	0.010	7.41447	15.00000	Averaged	
15 Endosulfan I	415343178	389949800	389949800	0.010	6.11383	15.00000	Averaged	
17 Dieldrin	190730442	181795880	181795880	0.010	4.68439	15.00000	Averaged	
20 Endrin	181402586	177524600	177524600	0.010	2.13778	15.00000	Averaged	
22 4,4'-DDD	313608471	273764160	273764160	0.010	12.70511	15.00000	Averaged	
23 Endosulfan II	176354290	169717320	169717320	0.010	3.76343	15.00000	Averaged	
24 4,4'-DDT	325724253	319056760	319056760	0.010	2.04697	15.00000	Averaged	
26 Endrin aldehyde	268971436	262737040	262737040	0.010	2.31787	15.00000	Averaged	
27 Methoxychlor	82834437	82571240	82571240	0.010	0.31774	15.00000	Averaged	
28 Endosulfan sulfate	169226773	163239720	163239720	0.010	3.53789	15.00000	Averaged	
29 Endrin ketone	343265742	330424800	330424800	0.010	3.74082	15.00000	Averaged	
$ 30 Decachlorobiphenyl	165634885	134548320	134548320	0.010	18.76813	15.00000	Averaged	<-

TestAmerica North Canton

CONTINUING CALIBRATION COMPOUNDS

Instrument ID: a2hp3.i Injection Date: 18-JAN-2008 21:40
Lab File ID: 025F2501.D Init. Cal. Date(s): 18-JAN-2008 18-JAN-2008
Analysis Type: Init. Cal. Times: 12:42 21:16
Lab Sample ID: ICV Quant Type: ESTD
Method: \\cansvr11\dd\chem\GCS\a2hp3.i\80119IC-1.b\PEST3.m\pest3r.m

COMPOUND	RRF / AMOUNT	RF0.025	CCAL RRF0.025	MIN RRF	%D / %DRIFT	MAX %D / %DRIFT	CURVE TYPE	
$ 1 Tetrachloro-m-xylene	28120903	28338480	28338480	0.000	-0.77372	15.00000	Averaged	
4 alpha-BHC	38702523	37822760	37822760	0.010	2.27314	15.00000	Averaged	
5 gamma-BHC (Lindane)	27605182	26756400	26756400	0.010	3.07472	15.00000	Averaged	
6 beta-BHC	10946830	10447400	10447400	0.010	4.56233	15.00000	Averaged	
7 delta-BHC	21490765	20052400	20052400	0.010	6.69294	15.00000	Averaged	
8 Heptachlor	19805660	19131600	19131600	0.010	3.40337	15.00000	Averaged	
10 Aldrin	20361407	19711480	19711480	0.010	3.19195	15.00000	Averaged	
12 Heptachlor epoxide	23008230	22021440	22021440	0.010	4.28886	15.00000	Averaged	
13 gamma-Chlordane	24088698	22200520	22200520	0.010	7.83844	15.00000	Averaged	
14 alpha-Chlordane	25212363	23716480	23716480	0.010	5.93313	15.00000	Averaged	
16 4,4'-DDE	48579194	45843480	45843480	0.010	5.63145	15.00000	Averaged	
15 Endosulfan I	47117253	44802600	44802600	0.010	4.91254	15.00000	Averaged	
17 Dieldrin	25817623	24326640	24326640	0.010	5.77506	15.00000	Averaged	
20 Endrin	44186154	43190560	43190560	0.010	2.25318	15.00000	Averaged	
22 4,4'-DDD	21193796	19196920	19196920	0.010	9.42198	15.00000	Averaged	
23 Endosulfan II	24129525	22765720	22765720	0.010	5.65202	15.00000	Averaged	
24 4,4'-DDT	37227953	36265240	36265240	0.010	2.58600	15.00000	Averaged	
25 Endrin aldehyde	34151632	33239120	33239120	0.010	2.67194	15.00000	Averaged	
26 Endosulfan sulfate	24098596	22975440	22975440	0.010	4.66067	15.00000	Averaged	
28 Methoxychlor	20410692	20494680	20494680	0.010	-0.41149	15.00000	Averaged	
29 Endrin ketone	45968999	42638400	42638400	0.010	7.24532	15.00000	Averaged	
$ 30 Decachlorobiphenyl	20627399	17089960	17089960	0.010	17.14923	15.00000	Averaged	<-

TestAmerica North Canton

CONTINUING CALIBRATION COMPOUNDS

Instrument ID: a2hp3.i Injection Date: 01-FEB-2008 21:03
Lab File ID: 015F1501.D Init. Cal. Date(s): 18-JAN-2008 18-JAN-2008
Analysis Type: Init. Cal. Times: 12:42 21:16
Lab Sample ID: AB3 F031 Quant Type: ESTD
Method: \\cansvr11\dd\chem\GCS\a2hp3.i\80201-1.b\PEST3.m

COMPOUND	RRF / AMOUNT	RF0.025	CCAL RRF0.025	MIN RRF	%D / %DRIFT	MAX %D / %DRIFT	CURVE TYPE	
$ 1 Tetrachloro-m-xylene	249077445	281128000	281128000	0.000	-12.86771	15.00000	Averaged	
4 alpha-BHC	354168880	415189480	415189480	0.010	-17.22924	15.00000	Averaged	<-
5 gamma-BHC (Lindane)	296653219	329311960	329311960	0.010	-11.00906	15.00000	Averaged	
6 beta-BHC	109755827	117581560	117581560	0.010	-7.13013	15.00000	Averaged	
7 delta-BHC	270722988	272536800	272536800	0.010	-0.66999	15.00000	Averaged	
9 Heptachlor	263159198	465700320	465700320	0.010	-76.96525	15.00000	Averaged	<-
10 Aldrin	220969983	266137480	266137480	0.010	-20.44056	15.00000	Averaged	<-
12 Heptachlor epoxide	145961752	163949680	163949680	0.010	-12.32373	15.00000	Averaged	
13 gamma-Chlordane	154822368	169602960	169602960	0.010	-9.54681	15.00000	Averaged	
14 alpha-Chlordane	164132068	182141480	182141480	0.010	-10.97251	15.00000	Averaged	
16 4,4'-DDE	425864763	487864560	487864560	0.010	-14.55856	15.00000	Averaged	
15 Endosulfan I	415343178	431411360	431411360	0.010	-3.86865	15.00000	Averaged	
17 Dieldrin	190730442	205773320	205773320	0.010	-7.88698	15.00000	Averaged	
20 Endrin	181402586	185187240	185187240	0.010	-2.08633	15.00000	Averaged	
22 4,4'-DDD	313608471	290387120	290387120	0.010	7.40457	15.00000	Averaged	
23 Endosulfan II	176354290	175939280	175939280	0.010	0.23533	15.00000	Averaged	
24 4,4'-DDT	325724253	302636120	302636120	0.010	7.08824	15.00000	Averaged	
26 Endrin aldehyde	268971436	257115400	257115400	0.010	4.40792	15.00000	Averaged	
27 Methoxychlor	82834437	73931800	73931800	0.010	10.74751	15.00000	Averaged	
28 Endosulfan sulfate	169226773	161573320	161573320	0.010	4.52260	15.00000	Averaged	
29 Endrin ketone	343265742	317641840	317641840	0.010	7.46474	15.00000	Averaged	
$ 30 Decachlorobiphenyl	165634885	168965880	168965880	0.010	-2.01105	15.00000	Averaged	

Avg = -7.64084

Data File: \\cansvr11\dd\chem\GCS\a2hp3.i\80201-1.b\016F1601.D Page 1

Report Date: 18-Feb-2008 08:40

TestAmerica North Canton

RECOVERY REPORT

Client Name: Client SDG: SDGa00711

Sample Matrix: LIQUID Fraction: Pesticides

Lab Smp Id: MRL

Level: LOW Operator: 93905

Data Type: GC MULTI COMP SampleType: MRL

SpikeList File: MRL.spk Quant Type: ESTD

Sublist File: mrl.sub

Method File: \\cansvr11\dd\chem\GCS\a2hp3.i\80201-1.b\PEST3.m

Misc Info:

	SPIKE COMPOUND	AMOUNT ADDED ng	AMOUNT RECOVERED ng	% RECOVERED	LIMITS
4	alpha-BHC	0.005000	0.005314	106.28	70-130
5	gamma-BHC (Lindane	0.005000	0.005255	105.10	70-130
6	beta-BHC	0.005000	0.005760	115.20	70-130
7	delta-BHC	0.005000	0.004580	91.60	70-130
9	Heptachlor	0.005000	0.01211	242.20*	70-130
10	Aldrin	0.005000	0.005823	116.47	70-130
12	Heptachlor epoxide	0.005000	0.005847	116.93	70-130
13	gamma-Chlordane	0.005000	0.005504	110.08	70-130

14	alpha-Chlordane	0.005000	0.005748	114.97	70-130
15	Endosulfan I	0.005000	0.005522	110.43	70-130
16	4,4'-DDE	0.005000	0.005524	110.48	70-130
17	Dieldrin	0.005000	0.005298	105.97	70-130
20	Endrin	0.005000	0.005046	100.92	70-130
22	4,4'-DDD	0.005000	0.004306	86.12	70-130
23	Endosulfan II	0.005000	0.005078	101.56	70-130
24	4,4'-DDT	0.005000	0.004614	92.28	70-130
26	Endrin aldehyde	0.005000	0.004883	97.67	70-130
27	Methoxychlor	0.005000	0.004624	92.48	70-130
28	Endosulfan sulfate	0.005000	0.004954	99.08	70-130
29	Endrin ketone	0.005000	0.004790	95.79	70-130

TestAmerica North Canton

Data file : \\cansvr11\dd\chem\GCS\a2hp3.i\80201-1.b\016F1601.D
Lab Smp Id: MRL
Inj Date : 01-FEB-2008 21:27
Operator : 93905 Inst ID: a2hp3.i
Smp Info : MRL
Misc Info :
Comment :
Method : \\cansvr11\dd\chem\GCS\a2hp3.i\80201-1.b\PEST3.m
Meth Date : 13-Feb-2008 12:57 serraa Quant Type: ESTD
Cal Date : 18-JAN-2008 21:16 Cal File: 024F2401.D
Als bottle: 16 QC Sample: MRL
Dil Factor: 1.00000
Integrator: Falcon Compound Sublist: mrl.sub
Target Version: 4.14 Sample Matrix: WATER

Concentration Formula: Amt * DF * Vt/Vo/Vi * CpndVariable

Name	Value	Description
DF	1.000	Dilution Factor
Vt	1000.000	Volume of final extract (uL)
Vo	1000.000	Volume of sample extracted (mL)
Vi	1.000	Volume injected
Cpnd Variable		Local Compound Variable

				CONCENTRATIONS ON-COL	FINAL		
RT	EXP RT	DLT RT	RESPONSE	(ng)	(ug/L)	TARGET RANGE	RATIO
4 alpha-BHC					CAS #: 319-84-6		
5.771	5.771	0.000	1882129	0.00531	0.005314		
5 gamma-BHC (Lindane)					CAS #: 58-89-9		
6.276	6.275	0.001	1558864	0.00525	0.005255		
6 beta-BHC					CAS #: 319-85-7		
6.454	6.453	0.001	632191	0.00576	0.005760		
7 delta-BHC					CAS #: 319-86-8		
6.694	6.691	0.003	1239918	0.00458	0.004580		
9 Heptachlor					CAS #: 76-44-8		
7.012	6.986	0.026	3186810	0.01211	0.01211		(R)
10 Aldrin					CAS #: 309-00-2		
7.466	7.465	0.001	1286785	0.00582	0.005823		
12 Heptachlor epoxide					CAS #: 1024-57-3		

TestAmerica North Canton

CONTINUING CALIBRATION COMPOUNDS

Instrument ID: a2hp3.i Injection Date: 02-FEB-2008 05:08
Lab File ID: 035F3501.D Init. Cal. Date(s): 18-JAN-2008 18-JAN-2008
Analysis Type: Init. Cal. Times: 12:42 21:16
Lab Sample ID: AB3 F031 Quant Type: ESTD
Method: \\cansvr11\dd\chem\GCS\a2hp3.i\80201-1.b\PEST3.m

COMPOUND	RRF / AMOUNT	RF0.025	CCAL RRF0.025	MIN RRF	%D / %DRIFT	MAX %D / %DRIFT	CURVE TYPE	
$ 1 Tetrachloro-m-xylene	249077445	289785320	289785320	0.000	-16.34346	15.00000	Averaged	<-
4 alpha-BHC	354168880	433098360	433098360	0.010	-22.28583	15.00000	Averaged	<-
5 gamma-BHC (Lindane)	296653219	345962120	345962120	0.010	-16.62173	15.00000	Averaged	<-
6 beta-BHC	109755827	121725440	121725440	0.010	-10.90567	15.00000	Averaged	
7 delta-BHC	270722988	290950640	290950640	0.010	-7.47172	15.00000	Averaged	
9 Heptachlor	263159198	306905080	306905080	0.010	-16.62335	15.00000	Averaged	<-
10 Aldrin	220969983	273292120	273292120	0.010	-23.67839	15.00000	Averaged	<-
12 Heptachlor epoxide	145961752	171986880	171986880	0.010	-17.83010	15.00000	Averaged	<-
13 gamma-Chlordane	154822368	177188120	177188120	0.010	-14.44607	15.00000	Averaged	
14 alpha-Chlordane	164132068	192502160	192502160	0.010	-17.28492	15.00000	Averaged	<-
16 4,4'-DDE	425864763	487503920	487503920	0.010	-14.47388	15.00000	Averaged	
15 Endosulfan I	415343178	470806720	470806720	0.010	-13.35367	15.00000	Averaged	
17 Dieldrin	190730442	219035800	219035800	0.010	-14.84050	15.00000	Averaged	
20 Endrin	181402586	201659480	201659480	0.010	-11.16682	15.00000	Averaged	
22 4,4'-DDD	313608471	299193520	299193520	0.010	4.59648	15.00000	Averaged	
23 Endosulfan II	176354290	188782720	188782720	0.010	-7.04742	15.00000	Averaged	
24 4,4'-DDT	325724253	332435520	332435520	0.010	-2.06041	15.00000	Averaged	
26 Endrin aldehyde	268971436	285937840	285937840	0.010	-6.30788	15.00000	Averaged	
27 Methoxychlor	82834437	78272160	78272160	0.010	5.50771	15.00000	Averaged	
28 Endosulfan sulfate	169226773	177301480	177301480	0.010	-4.77153	15.00000	Averaged	
29 Endrin ketone	343265742	349240800	349240800	0.010	-1.74065	15.00000	Averaged	
$ 30 Decachlorobiphenyl	165634885	174045080	174045080	0.010	-5.07755	15.00000	Averaged	

Avg = -10.6403 (.

Report Date: 18-Feb-2008 09:01

TestAmerica North Canton

RECOVERY REPORT

Client Name: Client SDG: SDGa00711

Sample Matrix: LIQUID Fraction: Pesticides

Lab Smp Id: MRL

Level: LOW Operator: 93905

Data Type: GC MULTI COMP SampleType: MRL

SpikeList File: MRL.spk Quant Type: ESTD

Sublist File: mrl.sub

Method File: \\cansvr11\dd\chem\GCS\a2hp3.i\80201-1.b\PEST3.m

Misc Info:

SPIKE COMPOUND	AMOUNT ADDED ng	AMOUNT RECOVERED ng	% RECOVERED	LIMITS
4 alpha-BHC	0.005000	0.004852	97.03	70-130
5 gamma-BHC (Lindane	0.005000	0.004866	97.33	70-130
6 beta-BHC	0.005000	0.005429	108.58	70-130
7 delta-BHC	0.005000	0.004448	88.96	70-130
9 Heptachlor	0.005000	0.02043	408.60*	70-130
10 Aldrin	0.005000	0.005361	107.23	70-130
12 Heptachlor epoxide	0.005000	0.005545	110.90	70-130
13 gamma-Chlordane	0.005000	0.005304	106.09	70-130

14	alpha-Chlordane	0.005000	0.005488	109.75	70-130
15	Endosulfan I	0.005000	0.005483	109.66	70-130
16	4,4'-DDE	0.005000	0.005531	110.63	70-130
17	Dieldrin	0.005000	0.005116	102.33	70-130
20	Endrin	0.005000	0.005068	101.37	70-130
22	4,4'-DDD	0.005000	0.004498	89.96	70-130
23	Endosulfan II	0.005000	0.005364	107.29	70-130
24	4,4'-DDT	0.005000	0.005050	101.01	70-130
26	Endrin aldehyde	0.005000	0.005288	105.76	70-130
27	Methoxychlor	0.005000	0.005189	103.79	70-130
28	Endosulfan sulfate	0.005000	0.005347	106.94	70-130
29	Endrin ketone	0.005000	0.005425	108.49	70-130

TestAmerica North Canton

CONTINUING CALIBRATION COMPOUNDS

Instrument ID: a2hp3.i Injection Date: 02-FEB-2008 05:08
Lab File ID: 035F3501.D Init. Cal. Date(s): 18-JAN-2008 18-JAN-2008
Analysis Type: Init. Cal. Times: 12:42 21:16
Lab Sample ID: AB3 F031 Quant Type: ESTD
Method: \\cansvr11\dd\chem\GCS\a2hp3.i\80201-1.b\PEST3.m\pest3r.m

COMPOUND	RRF / AMOUNT	RF0.025	CCAL RRF0.025	MIN RRF	%D / %DRIFT	MAX %D / %DRIFT	CURVE TYPE	
$ 1 Tetrachloro-m-xylene	28120903	32400520	32400520	0.000	-15.21863	15.00000	Averaged	<-
4 alpha-BHC	38702523	46581520	46581520	0.010	-20.35784	15.00000	Averaged	<-
5 gamma-BHC (Lindane)	27605182	32314640	32314640	0.010	-17.06005	15.00000	Averaged	<-
6 beta-BHC	10946830	12454640	12454640	0.010	-13.77394	15.00000	Averaged	
7 delta-BHC	21490765	24134960	24134960	0.010	-12.30387	15.00000	Averaged	
8 Heptachlor	19805660	24282240	24282240	0.010	-22.60253	15.00000	Averaged	<-
10 Aldrin	20361407	25072720	25072720	0.010	-23.13845	15.00000	Averaged	<-
12 Heptachlor epoxide	23008230	26981760	26981760	0.010	-17.27004	15.00000	Averaged	<-
13 gamma-Chlordane	24088698	27760120	27760120	0.010	-15.24126	15.00000	Averaged	<-
14 alpha-Chlordane	25212363	28750560	28750560	0.010	-14.03358	15.00000	Averaged	
16 4,4'-DDE	48579194	55646720	55646720	0.010	-14.54846	15.00000	Averaged	
15 Endosulfan I	47117253	53850280	53850280	0.010	-14.28994	15.00000	Averaged	
17 Dieldrin	25817623	29242240	29242240	0.010	-13.26465	15.00000	Averaged	
20 Endrin	44186154	49366520	49366520	0.010	-11.72396	15.00000	Averaged	
22 4,4'-DDD	21193796	21212040	21212040	0.010	-0.08608	15.00000	Averaged	
23 Endosulfan II	24129525	26079440	26079440	0.010	-8.08103	15.00000	Averaged	
24 4,4'-DDT	37227953	39521760	39521760	0.010	-6.16152	15.00000	Averaged	
25 Endrin aldehyde	34151632	35701080	35701080	0.010	-4.53697	15.00000	Averaged	
26 Endosulfan sulfate	24098596	25275480	25275480	0.010	-4.88362	15.00000	Averaged	
28 Methoxychlor	20410692	20629160	20629160	0.010	-1.07036	15.00000	Averaged	
29 Endrin ketone	45968999	46582080	46582080	0.010	-1.33368	15.00000	Averaged	
$ 30 Decachlorobiphenyl	20627399	20905640	20905640	0.010	-1.34889	15.00000	Averaged	

Avg = -11.788

FORM 8
PESTICIDES ANALYTICAL SEQUENCE

Lab Name: TESTAMERICA-NORTH CANTON Contract:

Lab Code: TALCAN Case No.: SAS No.: SDG No.: A8A290102

GC Column: CLP PESTICIDES I ID: 0.53 (mm) Init. Calib. Date(s): 02/05/08 02/05/08

Instrument ID: A2HP9

THE ANALYTICAL SEQUENCE OF PERFORMANCE EVALUATION MIXTURES, BLANKS, SAMPLES, AND STANDARDS IS GIVEN BELOW:

	MEAN SURROGATE RT FROM INITIAL CALIBRATION					
	CLIENT SAMPLE NO.	LAB SAMPLE ID F/B	DATE ANALYZED	TIME ANALYZED	RT #	RT #
01		PEM E196 OK	02/12/08	1034		
02		AB3 F031 4/OK	02/12/08	1141		
03		MRL OK/OK	02/12/08	1203		
04		TOX3 E080 T/T	02/12/08	1225		
05	KF9PFCHK	KF9PF1AC	02/12/08	1248		
06	FWGLL1MW-079	KF7W92AD	02/12/08	1310		
07		TOX3 E080 OK/OK	02/12/08	1332		
08		PEM E196 OK/OK	02/12/08	1355		
09		AB3 F031 T/OK	02/12/08	1417		
10		MRL OK/OK	02/12/08	1439		
11						
12						
13						
14						
15						
16						
17						
18						
19						
20						
21						
22						
23						
24						
25						
26						
27						
28						
29						
30						
31						
32						

QC LIMITS

Column used to flag retention time values with an asterisk.
* Values outside of QC limits.

TestAmerica North Canton

CONTINUING CALIBRATION COMPOUNDS

Instrument ID: a2hp9.i Injection Date: 12-FEB-2008 11:41
Lab File ID: 004F0401.D Init. Cal. Date(s): 05-FEB-2008 05-FEB-2008
Analysis Type: Init. Cal. Times: 12:27 18:03
Lab Sample ID: AB3 F031 Quant Type: ESTD
Method: \\cansvr11\dd\chem\GCS\a2hp9.i\80212-1.b\PEST9.m

COMPOUND	RRF / AMOUNT	RF0.025	CCAL RRF0.025	MIN RRF	%D / %DRIFT	MAX %D / %DRIFT	CURVE TYPE	
$ 1 Tetrachloro-m-xylene	126706048	126951120	126951120	0.000	-0.19342	15.00000	Averaged	
4 alpha-BHC	205149290	213321360	213321360	0.010	-3.98347	15.00000	Averaged	
5 gamma-BHC (Lindane)	100891003	106653040	106653040	0.010	-5.71115	15.00000	Averaged	
6 beta-BHC	38647422	38339200	38339200	0.010	0.79752	15.00000	Averaged	
7 delta-BHC	167920404	162611280	162611280	0.010	3.16169	15.00000	Averaged	
8 Heptachlor	139426198	163198160	163198160	0.010	-17.04985	15.00000	Averaged	<-
10 Aldrin	196981334	201592720	201592720	0.010	-2.34103	15.00000	Averaged	
12 Heptachlor epoxide	160270233	174186160	174186160	0.010	-8.68279	15.00000	Averaged	
13 gamma-Chlordane	161993928	177293640	177293640	0.010	-9.44462	15.00000	Averaged	
14 alpha-Chlordane	164519548	175576720	175576720	0.010	-6.72089	15.00000	Averaged	
15 Endosulfan I	149390531	160437760	160437760	0.010	-7.39487	15.00000	Averaged	
16 4,4'-DDE	170367980	173618200	173618200	0.010	-1.90776	15.00000	Averaged	
17 Dieldrin	160920066	174136960	174136960	0.010	-8.21333	15.00000	Averaged	
18 Endrin	130821170	147502280	147502280	0.010	-12.75108	15.00000	Averaged	
20 4,4'-DDD	29364784	29953160	29953160	0.010	-2.00368	15.00000	Averaged	
22 Endosulfan II	39555145	44971040	44971040	0.010	-13.69201	15.00000	Averaged	
23 4,4'-DDT	26837799	28397160	28397160	0.010	-5.81032	15.00000	Averaged	
25 Endrin aldehyde	27635230	30325440	30325440	0.010	-9.73471	15.00000	Averaged	
27 Methoxychlor	35093333	41123600	41123600	0.010	-17.18351	15.00000	Averaged	<-
28 Endosulfan sulfate	95527272	104004480	104004480	0.010	-8.87412	15.00000	Averaged	
29 Endrin ketone	37756737	42598560	42598560	0.010	-12.82373	15.00000	Averaged	
$ 30 Decachlorobiphenyl	114298302	122107160	122107160	0.010	-6.83200	15.00000	Averaged	

Average %D / Drift Results.

Calculated Average %D/Drift = 7.51398
Maximun Average %D/Drift = 15.00000
* Passed Average %D/Drift Test.

TestAmerica North Canton

CONTINUING CALIBRATION COMPOUNDS

Instrument ID: a2hp9.i Injection Date: 12-FEB-2008 12:25
Lab File ID: 006F0601.D Init. Cal. Date(s): 05-FEB-2008 05-FEB-2008
Analysis Type: Init. Cal. Times: 12:27 18:03
Lab Sample ID: TOX3 E080 Quant Type: ESTD
Method: \\cansvr11\dd\chem\GCS\a2hp9.i\80212-1.b\PEST9.m

COMPOUND	RRF / AMOUNT	RF0.025	CCAL RRF0.025	MIN RRF	%D / %DRIFT	MAX %D / %DRIFT	CURVE TYPE	
24 Toxaphene(1)	946639	1130659	1130659	0.010	-19.43932	15.00000	Averaged	<-
(2)	1165563	1392355	1392355	0.010	-19.45776	15.00000	Averaged	<-
(3)	1391356	1660747	1660747	0.010	-19.36178	15.00000	Averaged	<-
(4)	795818	965932	965932	0.010	-21.37598	15.00000	Averaged	<-
(5)	517988	403994	403994	0.010	22.00710	15.00000	Averaged	<-

Average %D / Drift Results.	
Calculated Average %D/Drift =	20.32839
Maximun Average %D/Drift =	15.00000
* Failed Average %D/Drift Test.	

TestAmerica North Canton

CONTINUING CALIBRATION COMPOUNDS

Instrument ID: a2hp9.i Injection Date: 12-FEB-2008 12:25
Lab File ID: 006F0601.D Init. Cal. Date(s): 05-FEB-2008 05-FEB-2008
Analysis Type: Init. Cal. Times: 12:27 18:03
Lab Sample ID: TOX3 E080 Quant Type: ESTD
Method: \\cansvr11\dd\chem\GCS\a2hp9.i\80212-1.b\PEST9.m\PEST9r.m

COMPOUND	RRF / AMOUNT	RF0.025	CCAL RRF0.025	MIN RRF	%D / %DRIFT	MAX %D / %DRIFT	CURVE TYPE	
23 Toxaphene(1)	2726401	3265435	3265435	0.010	-19.77088	15.00000	Averaged	<-
(2)	2463313	2967415	2967415	0.010	-20.46440	15.00000	Averaged	<-
(3)	3735463	4471881	4471881	0.010	-19.71423	15.00000	Averaged	<-
(4)	1960677	2363829	2363829	0.010	-20.56186	15.00000	Averaged	<-
(5)	1519894	1782908	1782908	0.010	-17.30477	15.00000	Averaged	<-

Average %D / Drift Results.

Calculated Average %D/Drift = 19.56323
Maximun Average %D/Drift = 15.00000
* Failed Average %D/Drift Test.

TestAmerica North Canton

CONTINUING CALIBRATION COMPOUNDS

Instrument ID: a2hp9.i Injection Date: 12-FEB-2008 13:32
Lab File ID: 009F0901.D Init. Cal. Date(s): 05-FEB-2008 05-FEB-2008
Analysis Type: Init. Cal. Times: 12:27 18:03
Lab Sample ID: TOX3 E080 Quant Type: ESTD
Method: \\cansvr11\dd\chem\GCS\a2hp9.i\80212-1.b\PEST9.m

COMPOUND	RRF / AMOUNT	RF0.025	CCAL RRF0.025	MIN RRF	%D / %DRIFT	MAX %D / %DRIFT	CURVE TYPE	
24 Toxaphene (1)	946639	1011120	1011120	0.010	-6.81159	15.00000	Averaged	
(2)	1165563	1261417	1261417	0.010	-8.22387	15.00000	Averaged	
(3)	1391356	1442967	1442967	0.010	-3.70942	15.00000	Averaged	
(4)	795818	821008	821008	0.010	-3.16529	15.00000	Averaged	
(5)	517988	324670	324670	0.010	37.32096	15.00000	Averaged	<-

Average %D / Drift Results.
Calculated Average %D/Drift = 11.84623
Maximun Average %D/Drift = 15.00000
* Passed Average %D/Drift Test.

TestAmerica North Canton

CONTINUING CALIBRATION COMPOUNDS

Instrument ID: a2hp9.i Injection Date: 12-FEB-2008 14:17
Lab File ID: 011F1101.D Init. Cal. Date(s): 05-FEB-2008 05-FEB-2008
Analysis Type: Init. Cal. Times: 12:27 18:03
Lab Sample ID: AB3 F031 Quant Type: ESTD
Method: \\cansvr11\dd\chem\GCS\a2hp9.i\80212-1.b\PEST9.m

COMPOUND	RRF / AMOUNT	RF0.025	CCAL RRF0.025	MIN RRF	%D / %DRIFT	MAX %D / %DRIFT	CURVE TYPE	
$ 1 Tetrachloro-m-xylene	126706048	131432240	131432240	0.000	-3.73004	15.00000	Averaged	
4 alpha-BHC	205149290	220610240	220610240	0.010	-7.53644	15.00000	Averaged	
5 gamma-BHC (Lindane)	100891003	111209360	111209360	0.010	-10.22723	15.00000	Averaged	
6 beta-BHC	38647422	40270080	40270080	0.010	-4.19862	15.00000	Averaged	
7 delta-BHC	167920404	170211560	170211560	0.010	-1.36443	15.00000	Averaged	
8 Heptachlor	139426198	165427840	165427840	0.010	-18.64904	15.00000	Averaged	<-
10 Aldrin	196981334	208441920	208441920	0.010	-5.81811	15.00000	Averaged	
12 Heptachlor epoxide	160270233	178050840	178050840	0.010	-11.09414	15.00000	Averaged	
13 gamma-Chlordane	161993928	178337000	178337000	0.010	-10.08869	15.00000	Averaged	
14 alpha-Chlordane	164519548	179195160	179195160	0.010	-8.92028	15.00000	Averaged	
15 Endosulfan I	149390531	168191000	168191000	0.010	-12.58478	15.00000	Averaged	
16 4,4'-DDE	170367980	180186280	180186280	0.010	-5.76300	15.00000	Averaged	
17 Dieldrin	160920066	179576760	179576760	0.010	-11.59376	15.00000	Averaged	
18 Endrin	130821170	152439000	152439000	0.010	-16.52472	15.00000	Averaged	<-
20 4,4'-DDD	29364784	31037960	31037960	0.010	-5.69790	15.00000	Averaged	
22 Endosulfan II	39555145	45669560	45669560	0.010	-15.45795	15.00000	Averaged	<-
23 4,4'-DDT	26837799	28772120	28772120	0.010	-7.20745	15.00000	Averaged	
25 Endrin aldehyde	27635230	31275080	31275080	0.010	-13.17105	15.00000	Averaged	
27 Methoxychlor	35093333	40672640	40672640	0.010	-15.89848	15.00000	Averaged	<-
28 Endosulfan sulfate	95527272	104359000	104359000	0.010	-9.24524	15.00000	Averaged	
29 Endrin ketone	37756737	42129560	42129560	0.010	-11.58157	15.00000	Averaged	
$ 30 Decachlorobiphenyl	114298302	124458080	124458080	0.010	-8.88883	15.00000	Averaged	

Average %D / Drift Results.

Calculated Average %D/Drift = 9.78372
Maximun Average %D/Drift = 15.00000
* Passed Average %D/Drift Test.

8081A Water MDL and MDLV									
				Inst P9 Front	Inst P9 Rear	Inst P3 Front	Inst P3 Rear	Inst P9 Front	Inst P9 Rear
			MDLV	10/5/2007 _10/11/07	10/5/2007 _10/11/07	1/10/2008	1/10/2008	1/10/2008	1/10/2008
Compound	MDL ug/L	2X MDL ug/L	Standard ug/L	MDLV ug/L	MDLV ug/L	MDLV ug/L	MDLV ug/L	MDLV ug/L	MDLV ug/L
gamma-BHC (Lindane)	0.0064	0.0128	0.01	0.01143	0.01073	0.008475	0.009589	0.009891	0.01117
alpha-BHC	0.007	0.014	0.01	0.01201	0.01044	0.00823	0.009106	0.008894	0.008985
Heptachlor epoxide	0.0071	0.0142	0.01	0.01238	0.01078	0.009848	0.0115	0.01094	0.01075
Dieldrin	0.0075	0.015	0.01	0.01177	0.01054	0.009389	0.01034	0.01082	0.01105
Endrin ketone	0.0078	0.0156	0.01	0.01251	0.01249	0.01017	0.01447	0.0116	0.02192
Heptachlor	0.008	0.016	0.01	0.00829	0.009608	0.0327	0.009836	0.01064	0.01009
Aldrin	0.0082	0.0164	0.01	0.01037	0.01024	0.00939	0.009981	0.009987	0.009961
beta-BHC	0.0084	0.0168	0.01	0.01304	0.01314	0.01254	0.0348	0.01274	0.02984
delta-BHC	0.0087	0.0174	0.01	0.01202	0.0106	0.0144	0.008703	0.008566	0.01044
4,4'-DDD	0.0096	0.0192	0.01	0.01094	0.01001	0.008794	0.0114	0.01171	0.01238
4,4'-DDE	0.0097	0.0194	0.01	0.01082	0.01002	0.009399	0.01024	0.01001	0.01081
Endosulfan sulfate	0.011	0.022	0.01	0.01466	0.01071	0.01021	0.012	0.01137	0.01174
Endrin	0.011	0.022	0.01	0.012	0.01077	0.009384	0.01059	0.01039	0.01132
Endrin aldehyde	0.011	0.022	0.01	0.01335	0.01261	0.01213	0.01187	0.01169	0.01003
Endosulfan II	0.012	0.024	0.01	0.01282	0.01116	0.009628	0.01124	0.01162	0.01105
gamma-Chlordane	0.012	0.024	0.01	0.01116	0.01065	0.009231	0.01069	0.009906	0.01077
Endosulfan I	0.013	0.026	0.01	0.01205	0.009976	0.01012	0.01067	0.01189	0.01101
alpha-Chlordane	0.014	0.028	0.01	0.01118	0.009448	0.01051	0.01108	0.01175	0.01167
4,4'-DDT	0.016	0.032	0.03	0.03108	0.02801	0.02705	0.03391	0.03316	0.03363
Methoxychlor	0.032	0.064	0.03	0.03047	0.03439	0.03177	0.09989	0.02716	0.1148
Tech Chlordane	0.033	0.066	0.03	0.03847	0.04242				
Toxaphene	0.32	0.64	0.5	0.4206	0.4074				
Kepone	0.78	1.56	1						
Isodrin	0.0046	0.0092	0.01						
Hexachlorobenzene	0.0071	0.0142	0.01						
Chlorobenzilate	0.062	0.124	0.1						
Diallate	0.1	0.2	0.1						
Mirex	0.012	0.024	0.01						

METHOD BLANK REPORT

GC Semivolatiles

Client Lot #...: A8A290102 **Work Order #...:** KF9PF1AA **Matrix.....:** WATER
MB Lot-Sample #: A8A300000-029

Prep Date.....: 01/30/08 **Final Wgt/Vol..:** 5 mL
Analysis Date..: 02/02/08 **Prep Batch #...:** 8030029
Dilution Factor: 1 **Initial Wgt/Vol:** 1000 mL

PARAMETER	RESULT	REPORTING LIMIT	UNITS	METHOD
alpha-BHC	ND	0.030	ug/L	SW846 8081A
beta-BHC	ND	0.030	ug/L	SW846 8081A
delta-BHC	ND	0.030	ug/L	SW846 8081A
gamma-BHC (Lindane)	ND	0.030	ug/L	SW846 8081A
Heptachlor	ND	0.030	ug/L	SW846 8081A
Aldrin	ND	0.030	ug/L	SW846 8081A
Heptachlor epoxide	ND	0.030	ug/L	SW846 8081A
Endosulfan I	ND	0.025	ug/L	SW846 8081A
Dieldrin	ND	0.030	ug/L	SW846 8081A
4,4'-DDE	ND	0.030	ug/L	SW846 8081A
Endrin	ND	0.030	ug/L	SW846 8081A
Endosulfan II	ND	0.025	ug/L	SW846 8081A
4,4'-DDD	ND	0.030	ug/L	SW846 8081A
Endosulfan sulfate	ND	0.030	ug/L	SW846 8081A
4,4'-DDT	ND	0.030	ug/L	SW846 8081A
Methoxychlor	ND	0.10	ug/L	SW846 8081A
Endrin ketone	ND	0.030	ug/L	SW846 8081A
Endrin aldehyde	ND	0.030	ug/L	SW846 8081A
alpha-Chlordane	ND	0.030	ug/L	SW846 8081A
gamma-Chlordane	ND	0.030	ug/L	SW846 8081A
Toxaphene	ND	2.0	ug/L	SW846 8081A

SURROGATE	PERCENT RECOVERY	RECOVERY LIMITS
Tetrachloro-m-xylene	91	(50 - 150)
Decachlorobiphenyl	87	(50 - 150)

NOTE(S):

Calculations are performed before rounding to avoid round-off errors in calculated results.

LABORATORY CONTROL SAMPLE DATA REPORT

GC Semivolatiles

Client Lot #...: A8A290102 **Work Order #...:** KF9PF1AC **Matrix.....:** WATER
LCS Lot-Sample#: A8A300000-029
Prep Date.....: 01/30/08 **Analysis Date..:** 02/12/08
Prep Batch #...: 8030029
Dilution Factor: 2 **Final Wgt/Vol..:** 5 mL
Initial Wgt/Vol: 1000 mL

PARAMETER	SPIKE AMOUNT	MEASURED AMOUNT	UNITS	PERCENT RECOVERY	METHOD
alpha-BHC	**1.0**	**0.98**	**ug/L**	**98**	**SW846 8081A**
beta-BHC	**1.0**	**0.97**	**ug/L**	**97**	**SW846 8081A**
delta-BHC	**1.0**	**1.1**	**ug/L**	**107**	**SW846 8081A**
gamma-BHC (Lindane)	**1.0**	**1.0**	**ug/L**	**104**	**SW846 8081A**
Heptachlor	**1.0**	**1.0**	**ug/L**	**103**	**SW846 8081A**
Aldrin	**1.0**	**0.95**	**ug/L**	**95**	**SW846 8081A**
Heptachlor epoxide	**1.0**	**0.99**	**ug/L**	**99**	**SW846 8081A**
Endosulfan I	**1.0**	**0.79**	**ug/L**	**79**	**SW846 8081A**
Dieldrin	**1.0**	**1.0**	**ug/L**	**102**	**SW846 8081A**
4,4'-DDE	**1.0**	**0.94**	**ug/L**	**94**	**SW846 8081A**
Endrin	**1.0**	**1.1**	**ug/L**	**106**	**SW846 8081A**
Endosulfan II	**1.0**	**0.92**	**ug/L**	**92**	**SW846 8081A**
4,4'-DDD	**1.0**	**1.2**	**ug/L**	**118**	**SW846 8081A**
Endosulfan sulfate	**1.0**	**1.1**	**ug/L**	**109**	**SW846 8081A**
4,4'-DDT	**1.0**	**1.2**	**ug/L**	**120**	**SW846 8081A**
Methoxychlor	**1.0**	**1.2**	**ug/L**	**115**	**SW846 8081A**
Endrin ketone	**1.0**	**1.1**	**ug/L**	**115**	**SW846 8081A**
Endrin aldehyde	**1.0**	**1.2**	**ug/L**	**117**	**SW846 8081A**
alpha-Chlordane	**1.0**	**0.97**	**ug/L**	**97**	**SW846 8081A**
gamma-Chlordane	**1.0**	**1.0**	**ug/L**	**101**	**SW846 8081A**

SURROGATE	PERCENT RECOVERY	RECOVERY LIMITS
Tetrachloro-m-xylene	91	(50 - 150)
Decachlorobiphenyl	75	(50 - 150)

NOTE(S):

Calculations are performed before rounding to avoid round-off errors in calculated results.

Bold print denotes control parameters

MATRIX SPIKE SAMPLE DATA REPORT

GC Semivolatiles

Client Lot #...: A8A290102 Work Order #...: KF7XQ1AJ-MS Matrix.....: WG
MS Lot-Sample #: A8A290102-022 KF7XQ1AK-MSD
Date Sampled...: 01/28/08 14:00 Date Received..: 01/29/08
Prep Date.....: 01/30/08 Analysis Date..: 02/02/08
Prep Batch #...: 8030029
Dilution Factor: 2 Initial Wgt/Vol: 525 mL Final Wgt/Vol..: 5 mL

PARAMETER	SAMPLE AMOUNT	SPIKE AMT	MEASRD AMOUNT	UNITS	PERCNT RECVRY	RPD	METHOD
alpha-BHC	ND	1.9	2.8	ug/L	146		SW846 8081A
	ND	1.9	2.4	ug/L	124	16	SW846 8081A
beta-BHC	ND	1.9	2.5	ug/L	131		SW846 8081A
	ND	1.9	2.1	ug/L	112	16	SW846 8081A
delta-BHC	ND	1.9	2.7	ug/L	142		SW846 8081A
	ND	1.9	2.3	ug/L	122	15	SW846 8081A
gamma-BHC (Lindane)	ND	1.9	2.6	ug/L	136		SW846 8081A
	ND	1.9	2.3	ug/L	119	14	SW846 8081A
Heptachlor	ND	1.9	2.5	ug/L	130		SW846 8081A
	ND	1.9	2.2	ug/L	114	14	SW846 8081A
Aldrin	ND	1.9	2.7	ug/L	144		SW846 8081A
	ND	1.9	2.3	ug/L	119	19	SW846 8081A
Heptachlor epoxide	ND	1.9	2.6	ug/L	137		SW846 8081A
	ND	1.9	2.2	ug/L	114	18	SW846 8081A
Endosulfan I	ND	1.9	1.9	ug/L	101		SW846 8081A
	ND	1.9	1.6	ug/L	84	19	SW846 8081A
Dieldrin	ND	1.9	2.6	ug/L	135		SW846 8081A
	ND	1.9	2.1	ug/L	112	18	SW846 8081A
4,4'-DDE	ND	1.9	2.6	ug/L	135		SW846 8081A
	ND	1.9	2.2	ug/L	114	17	SW846 8081A
Endrin	ND	1.9	2.5	ug/L	133		SW846 8081A
	ND	1.9	2.1	ug/L	113	17	SW846 8081A
Endosulfan II	ND	1.9	2.0	ug/L	102		SW846 8081A
	ND	1.9	1.7	ug/L	89	14	SW846 8081A
4,4'-DDD	ND	1.9	2.4	ug/L	125		SW846 8081A
	ND	1.9	2.1	ug/L	108	15	SW846 8081A
Endosulfan sulfate	ND	1.9	2.3	ug/L	118		SW846 8081A
	ND	1.9	1.9	ug/L	102	15	SW846 8081A
4,4'-DDT	ND	1.9	2.2	ug/L	116		SW846 8081A
	ND	1.9	1.9	ug/L	100	14	SW846 8081A
Methoxychlor	ND	1.9	2.2	ug/L	114		SW846 8081A
	ND	1.9	1.8	ug/L	97	16	SW846 8081A
Endrin ketone	ND	1.9	2.1	ug/L	108		SW846 8081A
	ND	1.9	1.8	ug/L	96	12	SW846 8081A
Endrin aldehyde	ND	1.9	2.1	ug/L	112		SW846 8081A
	ND	1.9	1.8	ug/L	97	14	SW846 8081A
alpha-Chlordane	ND	1.9	2.5	ug/L	133		SW846 8081A
	ND	1.9	2.1	ug/L	111	18	SW846 8081A
gamma-Chlordane	ND	1.9	2.6	ug/L	136		SW846 8081A
	ND	1.9	2.2	ug/L	113	18	SW846 8081A

(Continued on next page)

MATRIX SPIKE SAMPLE DATA REPORT

GC Semivolatiles

Client Lot #...: A8A290102 **Work Order #...:** KF7XQ1AJ-MS **Matrix.....:** WG
MS Lot-Sample #: A8A290102-022 KF7XQ1AK-MSD

SURROGATE	PERCENT RECOVERY	RECOVERY LIMITS
Tetrachloro-m-xylene	117	(50 - 150)
	102	(50 - 150)
Decachlorobiphenyl	84	(50 - 150)
	58	(50 - 150)

NOTE(S):

Calculations are performed before rounding to avoid round-off errors in calculated results.

Bold print denotes control parameters

SDG: A8A290102
Date/Time Cal: 1/18/08
2/1/08 @ 2103 front

Pesticides	%D
alpha-BHC	-17.22924
gamma-BHC (Lindane)	-11.00906
beta-BHC	-7.13013
Delta-BHC	-0.66999
Heptachlor	-76.96525
Aldrin	-20.44056
Heptachlor epoxide	-12.32373
gamma-Chlordane	-9.54681
alpha-Chlordane	-10.97251
Endosulfan I	-14.55856
4,4'-DDE	-3.86865
Dieldrin	-7.88698
Endrin	-2.08633
4,4'-DDD	7.40457
Endosulfan II	0.23533
4,4'-DDT	7.08824
Endrin Aldehyde	4.40792
Endosulfan Sulfate	10.74751
Methoxychlor	4.5226
Toxaphene	7.46474
AVG %D	-7.640845

PCBs
Aroclor 1016
Aroclor 1221
Aroclor 1232
Aroclor 1242
Aroclor 1248
Aroclor 1254
Aroclor 1260

2/2/08 @ 0508 front

Pesticides	%D
alpha-BHC	-22.28583
gamma-BHC (Lindane)	-16.62173
beta-BHC	-10.90567
Delta-BHC	-7.47172
Heptachlor	-16.62335
Aldrin	-23.67839
Heptachlor epoxide	-17.8301
gamma-Chlordane	-14.44607
alpha-Chlordane	-17.28492
Endosulfan I	-14.47388
4,4'-DDE	-13.35367
Dieldrin	-14.8405
Endrin	-11.16682
4,4'-DDD	4.59648
Endosulfan II	-7.04742
4,4'-DDT	-2.06041
Endrin Aldehyde	-6.30788
Endosulfan Sulfate	5.50771
Methoxychlor	-4.77153
Toxaphene	-1.74065
AVG %D	-10.64032

2/2/08 @ 0508 back

Pesticides	%D
alpha-BHC	-20.35784
gamma-BHC (Lindane)	-17.06005
beta-BHC	-13.77394
Delta-BHC	-12.30387
Heptachlor	-22.60253
Aldrin	-23.13845
Heptachlor epoxide	-17.27004
gamma-Chlordane	-15.24126
alpha-Chlordane	-14.03358
Endosulfan I	-14.54846
4,4'-DDE	-14.28994
Dieldrin	-13.26465
Endrin	-11.72396
4,4'-DDD	-0.08608
Endosulfan II	-8.08103
4,4'-DDT	-6.16152
Endrin Aldehyde	-4.53697
Endosulfan Sulfate	-4.88362
Methoxychlor	-1.07036
Toxaphene	-1.33368
AVG %D	-11.7880915

POLYCHLORINATED BIPHENYLS DATA

Ravenna, OH Data Review Checklist

Project Number: 030240.0006.05
Sample Event: January 2008
Data Reviewer/Date: Angye Dragotta/ February 27, 2008

SDG: A8A290102 R0
Analysis: SW846 8082

Review Questions:	Yes	No	N/A	Comments	Qual/Criteria
1. Did Chain-of-Custody information agree with laboratory report?	✓			COC#: 074037,336180,074036;	
2. Were samples preserved properly and received in good condition?	✓			Thirteen coolers were received at the lab. The coolers were received between 0.2 and 4.2°C. Upon receipt, it was documented by the laboratory, that the samples were not frozen and in good condition. Therefore, no qualifications were made to sample results based on temperatures less than 2°C.	QAPP Table 4-2
3. Were holding times met?	✓			Samples collected 1/28/07, extracted on 1/30/08, and analyzed on 2/2/08.	QAPP Table 4-2 J/UJ/R
4. Were sample storage requirements met?	✓				QAPP Table 4-2
5. Were QAPP specified PQLs achieved?	✓				QAPP Table 3-5
6. Were all QAPP-specified target analytes reported?	✓				QAPP Table 3-5
7. Does the initial calibration curve consist of 5 concentration levels of Aroclors 1016 and 1260?	✓			Instrument A2HP11; ICAL on 1/7/08 @1547 Stds = 0.05, 0.1, 0.2, 0.5, 1.0, 2.0	LCG Table 3 R
8. Was the % RSD ≤ 20%? Were the r^2s >0.990?	✓				LCG Table 3 RSD>20% or r<0.99= J/R
9. Was a MDL Level Verification performed once per quarter? Were all target analytes detected?	✓			1/7/2008	LCG Table 3 R
10. Was a MRL Level Verification performed at the beginning and end of the sequence or every 12 hours? Were the results 70-130%	✓			2/2/08 @ 1516 and 2/3/08@ 0023	LCG Table 3 >130%=J; 65-70%=J/UJ; <65%=J/R
11. Was a second source (ICV) verification performed after the ICAL? Were results 85-115%?	✓			1/8/08@1204	LCG Table 3 >115%=J; 80-85%=J/UJ; <80%=J/R
12. Were single standards of the other five Aroclors run to aid in pattern recognition and to determine a single point calibration factor?	✓				Method 8082 Section 5.6.2

Ravenna, OH Data Review Checklist

Project Number: 030240.0006.05
Sample Event: January 2008
Data Reviewer/Date: Angye Dragotta/ February 27, 2008

SDG: A8A290102 R0
Analysis: SW846 8082

Review Questions:	Yes	No	N/A	Comments	Qual/Criteria
13. Was a CCV run every 12 hours?	✓			2/2/08 @ 1358 and 1926	LCG Table 3
14. Was the % D ≤ 15 % for each analyte or the average %D across all analytes ≤ 15% with a maximum %D for each target analyte ≤30%?	✓				LCG Table 3 D>30% (neg) =J/R D>30% (pos) =J
15. Was a method blank prepared and analyzed with each batch?	✓				LCG Table 5
16. Were target analytes <1/2 the MRL?	✓				LCG Table 5 <5x = B
17. Was an equipment blank collected and analyzed?	✓			FWGEQUIPRinse1-0609-GW	
18. Were target analytes in the field blank analyses (equipment) <1/2 the MRL?	✓				<5x = B
19. Was an LCS prepared and analyzed with each batch?	✓				LCG Table 3
20. Were the LCS recoveries within limits specified in LCG Appendix C?	✓				LCG Appendix C >UL=J; LL-30%=J/UJ; <30%=J/R
21. Was a MS/MSD pair prepared with each batch?	✓				LCG Table 3
22. Was the MS/MSD parent sample a Ravenna sample?	✓			Sample FWGLL2mw-261c-0570-GW was the parent.	
23. Were MS/MSD recoveries 40-140% and RPD ≤20%?	✓				QAPP Table 3-2 Pj
24. Was the surrogate spiked into all samples?	✓				
25. Were surrogate recoveries 50-150%?		✓		Surrogate DCB recovered below control limits in samples FWGLL2mw-060c-0569-GW (47%), FWGLL2mw-DUP1-0601-GW (40%), FWGLL1mw-065c-0567-GW (38%), FWGLL11mw-270c-0574-GW (42%) and FWGLL11mw-268c-0573-GW (48%). All associated results were qualified estimated "UJ"	LCG Table 3 >150%=J; 10-50%=J/UJ; <10%=R
26. Was a field duplicate analyzed? Were the RPDs <30%?	✓			FWGLL2mw-DUP1-0601-GW was a field duplicate for FWGLL2mw-265C-0572-GW.	QAPP Table 3-2 RPD >30=J

Ravenna, OH Data Review Checklist

Project Number: 030240.0006.05
Sample Event: January 2008
Data Reviewer/Date: Angye Dragotta/ February 27, 2008

SDG: A8A290102 R0
Analysis: SW846 8082

Review Questions:	Yes	No	N/A	Comments	Qual/Criteria
27. Were all positive results verified by a second dissimilar column confirmation? Was the RPD ≤ 40?			✓		LCG Table 3 RPD>40=J
28. Were reported sample concentrations within calibration range?	✓				
29. Were laboratory-generated Quality Control Exception Reports issued? If yes, summarize contents.		✓			
30. Were lab comments included in report? If yes, summarize contents.	✓			See narrative for surrogate outliers.	

References:

Louisville Chemistry Guidelines (LCG), USACE June 2002 version 5; Section I "Chemical Analysis Criteria" Table 3 and Attachment A "Data Validation Guidelines:

Final Quality Assurance Project Plan (QAPP) Addendum for the Facility-Wide Groundwater Monitoring Program Ravenna Army Ammunition Plant, Ravenna, OH, Portage Environmental September 2004

Additional Comments:

Environmental Quality Mgt., Inc.

Client Sample ID: FWGLL2mw-264C-0571-GW

GC Semivolatiles

Lot-Sample #...: A8A290102-002 **Work Order #...:** KF7WH1AF **Matrix.....:** WG
Date Sampled...: 01/28/08 10:20 **Date Received..:** 01/29/08
Prep Date.....: 01/30/08 **Analysis Date..:** 02/02/08
Prep Batch #...: 8030030
Dilution Factor: 1 **Initial Wgt/Vol:** 1050 mL **Final Wgt/Vol..:** 5 mL
Method.....: SW846 8082

PARAMETER	RESULT	REPORTING LIMIT	UNITS	MDL
Aroclor 1016	ND	0.50	ug/L	0.25
Aroclor 1221	ND	0.50	ug/L	0.49
Aroclor 1232	ND	0.50	ug/L	0.41
Aroclor 1242	ND	0.50	ug/L	0.11
Aroclor 1248	ND	0.50	ug/L	0.049
Aroclor 1254	ND	0.50	ug/L	0.087
Aroclor 1260	ND	0.50	ug/L	0.071

SURROGATE	PERCENT RECOVERY	RECOVERY LIMITS
Tetrachloro-m-xylene	105	(50 - 150)
Decachlorobiphenyl	55	(50 - 150)

Environmental Quality Mgt., Inc.

Client Sample ID: FWGLL2mw-060C-0569-GW

GC Semivolatiles

Lot-Sample #...: A8A290102-004	**Work Order #...:** KF7WQ1AF	**Matrix.....:** WG	
Date Sampled...: 01/28/08 11:45	**Date Received..:** 01/29/08		
Prep Date.....: 01/30/08	**Analysis Date..:** 02/02/08		
Prep Batch #...: 8030030			
Dilution Factor: 1	**Initial Wgt/Vol:** 1020 mL	**Final Wgt/Vol..:** 5 mL	
	Method.....: SW846 8082		

PARAMETER	RESULT	REPORTING LIMIT	UNITS	MDL
Aroclor 1016	ND	0.50	ug/L	0.25
Aroclor 1221	ND	0.50	ug/L	0.49
Aroclor 1232	ND	0.50	ug/L	0.41
Aroclor 1242	ND	0.50	ug/L	0.11
Aroclor 1248	ND	0.50	ug/L	0.049
Aroclor 1254	ND	0.50	ug/L	0.087
Aroclor 1260	ND	0.50	ug/L	0.071

SURROGATE	PERCENT RECOVERY	RECOVERY LIMITS
Tetrachloro-m-xylene	96	(50 - 150)
Decachlorobiphenyl	47 *	(50 - 150)

NOTE(S):

* Surrogate recovery is outside stated control limits.

Environmental Quality Mgt., Inc.

Client Sample ID: FWGLL2mw-265C-0572-GW

GC Semivolatiles

Lot-Sample #...:	A8A290102-006	**Work Order #...:**	KF7WV1AF	**Matrix.....:**	WG
Date Sampled...:	01/28/08 12:45	**Date Received..:**	01/29/08		
Prep Date.....:	01/30/08	**Analysis Date..:**	02/02/08		
Prep Batch #...:	8030030				
Dilution Factor:	1	**Initial Wgt/Vol:**	1040 mL	**Final Wgt/Vol..:**	5 mL
		Method.....:	SW846 8082		

PARAMETER	RESULT	REPORTING LIMIT	UNITS	MDL
Aroclor 1016	ND	0.50	ug/L	0.25
Aroclor 1221	ND	0.50	ug/L	0.49
Aroclor 1232	ND	0.50	ug/L	0.41
Aroclor 1242	ND	0.50	ug/L	0.11
Aroclor 1248	ND	0.50	ug/L	0.049
Aroclor 1254	ND	0.50	ug/L	0.087
Aroclor 1260	ND	0.50	ug/L	0.071

SURROGATE	PERCENT RECOVERY	RECOVERY LIMITS
Tetrachloro-m-xylene	91	(50 - 150)
Decachlorobiphenyl	56	(50 - 150)

Environmental Quality Mgt., Inc.

Client Sample ID: FWGLL2mw-DUP1-0601-GW

GC Semivolatiles

Lot-Sample #...:	A8A290102-008	**Work Order #...:**	KF7W21AF	**Matrix.....:**	WG
Date Sampled...:	01/28/08 12:59	**Date Received..:**	01/29/08		
Prep Date.....:	01/30/08	**Analysis Date..:**	02/02/08		
Prep Batch #...:	8030030				
Dilution Factor:	1	**Initial Wgt/Vol:**	1040 mL	**Final Wgt/Vol..:**	5 mL
		Method.....:	SW846 8082		

PARAMETER	RESULT	REPORTING LIMIT	UNITS	MDL
Aroclor 1016	ND	0.50	ug/L	0.25
Aroclor 1221	ND	0.50	ug/L	0.49
Aroclor 1232	ND	0.50	ug/L	0.41
Aroclor 1242	ND	0.50	ug/L	0.11
Aroclor 1248	ND	0.50	ug/L	0.049
Aroclor 1254	ND	0.50	ug/L	0.087
Aroclor 1260	ND	0.50	ug/L	0.071

SURROGATE	PERCENT RECOVERY	RECOVERY LIMITS
Tetrachloro-m-xylene	89	(50 - 150)
Decachlorobiphenyl	40 *	(50 - 150)

NOTE(S):

* Surrogate recovery is outside stated control limits.

Environmental Quality Mgt., Inc.

Client Sample ID: FWGLL3mw-243C-0582-GW

GC Semivolatiles

Lot-Sample #...:	A8A290102-010	**Work Order #...:**	KF7W41AF	**Matrix.....:**	WG
Date Sampled...:	01/28/08 15:00	**Date Received..:**	01/29/08		
Prep Date.....:	01/30/08	**Analysis Date..:**	02/02/08		
Prep Batch #...:	8030030				
Dilution Factor:	1	**Initial Wgt/Vol:**	1030 mL	**Final Wgt/Vol..:**	5 mL
		Method.....:	SW846 8082		

PARAMETER	RESULT	REPORTING LIMIT	UNITS	MDL
Aroclor 1016	ND	0.50	ug/L	0.25
Aroclor 1221	ND	0.50	ug/L	0.49
Aroclor 1232	ND	0.50	ug/L	0.41
Aroclor 1242	ND	0.50	ug/L	0.11
Aroclor 1248	ND	0.50	ug/L	0.049
Aroclor 1254	ND	0.50	ug/L	0.087
Aroclor 1260	ND	0.50	ug/L	0.071

SURROGATE	PERCENT RECOVERY	RECOVERY LIMITS
Tetrachloro-m-xylene	97	(50 - 150)
Decachlorobiphenyl	52	(50 - 150)

Environmental Quality Mgt., Inc.

Client Sample ID: FWGEQUIPRINSE1-0609-GW

GC Semivolatiles

Lot-Sample #...:	A8A290102-012	**Work Order #...:**	KF7W71AF	**Matrix.....:**	WQ
Date Sampled...:	01/28/08 11:24	**Date Received..:**	01/29/08		
Prep Date.....:	01/30/08	**Analysis Date..:**	02/02/08		
Prep Batch #...:	8030030				
Dilution Factor:	1	**Initial Wgt/Vol:**	1050 mL	**Final Wgt/Vol..:**	5 mL
		Method.....:	SW846 8082		

PARAMETER	RESULT	REPORTING LIMIT	UNITS	MDL
Aroclor 1016	ND	0.50	ug/L	0.25
Aroclor 1221	ND	0.50	ug/L	0.49
Aroclor 1232	ND	0.50	ug/L	0.41
Aroclor 1242	ND	0.50	ug/L	0.11
Aroclor 1248	ND	0.50	ug/L	0.049
Aroclor 1254	ND	0.50	ug/L	0.087
Aroclor 1260	ND	0.50	ug/L	0.071

SURROGATE	PERCENT RECOVERY	RECOVERY LIMITS
Tetrachloro-m-xylene	94	(50 - 150)
Decachlorobiphenyl	83	(50 - 150)

Environmental Quality Mgt., Inc.

Client Sample ID: FWGLL1mw-079C-0568-GW

GC Semivolatiles

Lot-Sample #...:	A8A290102-013	**Work Order #...:**	KF7W91AF	**Matrix.....:**	WG
Date Sampled...:	01/28/08 13:30	**Date Received..:**	01/29/08		
Prep Date.....:	01/30/08	**Analysis Date..:**	02/02/08		
Prep Batch #...:	8030030				
Dilution Factor:	1	**Initial Wgt/Vol:**	1020 mL	**Final Wgt/Vol..:**	5 mL
		Method.....:	SW846 8082		

PARAMETER	RESULT	REPORTING LIMIT	UNITS	MDL
Aroclor 1016	ND	0.50	ug/L	0.25
Aroclor 1221	ND	0.50	ug/L	0.49
Aroclor 1232	ND	0.50	ug/L	0.41
Aroclor 1242	ND	0.50	ug/L	0.11
Aroclor 1248	ND	0.50	ug/L	0.049
Aroclor 1254	ND	0.50	ug/L	0.087
Aroclor 1260	ND	0.50	ug/L	0.071

SURROGATE	PERCENT RECOVERY	RECOVERY LIMITS
Tetrachloro-m-xylene	91	(50 - 150)
Decachlorobiphenyl	59	(50 - 150)

Environmental Quality Mgt., Inc.

Client Sample ID: FWGLL1mw-065C-0567-GW

GC Semivolatiles

Lot-Sample #...:	A8A290102-016	**Work Order #...:**	KF7XE1AF	**Matrix.....:**	WG
Date Sampled...:	01/28/08 17:15	**Date Received..:**	01/29/08		
Prep Date.....:	01/30/08	**Analysis Date..:**	02/02/08		
Prep Batch #...:	8030030				
Dilution Factor:	1	**Initial Wgt/Vol:**	1050 mL	**Final Wgt/Vol..:**	5 mL
		Method.....:	SW846 8082		

PARAMETER	RESULT	REPORTING LIMIT	UNITS	MDL
Aroclor 1016	ND	0.50	ug/L	0.25
Aroclor 1221	ND	0.50	ug/L	0.49
Aroclor 1232	ND	0.50	ug/L	0.41
Aroclor 1242	ND	0.50	ug/L	0.11
Aroclor 1248	ND	0.50	ug/L	0.049
Aroclor 1254	ND	0.50	ug/L	0.087
Aroclor 1260	ND	0.50	ug/L	0.071

SURROGATE	PERCENT RECOVERY	RECOVERY LIMITS
Tetrachloro-m-xylene	95	(50 - 150)
Decachlorobiphenyl	38 *	(50 - 150)

NOTE(S):

* Surrogate recovery is outside stated control limits.

Environmental Quality Mgt., Inc.

Client Sample ID: FWGLL2mw-270C-0574-GW

GC Semivolatiles

Lot-Sample #...:	A8A290102-018	**Work Order #...:**	KF7XG1AF	**Matrix.....:**	WG
Date Sampled...:	01/28/08 10:50	**Date Received..:**	01/29/08		
Prep Date.....:	01/30/08	**Analysis Date..:**	02/02/08		
Prep Batch #...:	8030030				
Dilution Factor:	1	**Initial Wgt/Vol:**	1020 mL	**Final Wgt/Vol..:**	5 mL
		Method.....:	SW846 8082		

PARAMETER	RESULT	REPORTING LIMIT	UNITS	MDL
Aroclor 1016	ND	0.50	ug/L	0.25
Aroclor 1221	ND	0.50	ug/L	0.49
Aroclor 1232	ND	0.50	ug/L	0.41
Aroclor 1242	ND	0.50	ug/L	0.11
Aroclor 1248	ND	0.50	ug/L	0.049
Aroclor 1254	ND	0.50	ug/L	0.087
Aroclor 1260	ND	0.50	ug/L	0.071

SURROGATE	PERCENT RECOVERY	RECOVERY LIMITS
Tetrachloro-m-xylene	80	(50 - 150)
Decachlorobiphenyl	42 *	(50 - 150)

NOTE(S):

* Surrogate recovery is outside stated control limits.

Environmental Quality Mgt., Inc.

Client Sample ID: FWGLL2mw-268C-0573-GW

GC Semivolatiles

Lot-Sample #...:	A8A290102-020	**Work Order #...:**	KF7XM1AF	**Matrix.....:**	WG
Date Sampled...:	01/28/08 12:30	**Date Received..:**	01/29/08		
Prep Date.....:	01/30/08	**Analysis Date..:**	02/02/08		
Prep Batch #...:	8030030				
Dilution Factor:	1	**Initial Wgt/Vol:**	1000 mL	**Final Wgt/Vol..:**	5 mL
		Method.....:	SW846 8082		

PARAMETER	RESULT	REPORTING LIMIT	UNITS	MDL
Aroclor 1016	ND	0.50	ug/L	0.25
Aroclor 1221	ND	0.50	ug/L	0.49
Aroclor 1232	ND	0.50	ug/L	0.41
Aroclor 1242	ND	0.50	ug/L	0.11
Aroclor 1248	ND	0.50	ug/L	0.049
Aroclor 1254	ND	0.50	ug/L	0.087
Aroclor 1260	ND	0.50	ug/L	0.071

SURROGATE	PERCENT RECOVERY	RECOVERY LIMITS
Tetrachloro-m-xylene	100	(50 - 150)
Decachlorobiphenyl	48 *	(50 - 150)

NOTE(S):

* Surrogate recovery is outside stated control limits.

Environmental Quality Mgt., Inc.

Client Sample ID: FWGLL2mw-261C-0570-GW

GC Semivolatiles

Lot-Sample #...:	A8A290102-022	**Work Order #...:**	KF7XQ1AP	**Matrix.....:**	WG
Date Sampled...:	01/28/08 14:00	**Date Received..:**	01/29/08		
Prep Date.....:	01/30/08	**Analysis Date..:**	02/02/08		
Prep Batch #...:	8030030				
Dilution Factor:	1	**Initial Wgt/Vol:**	1030 mL	**Final Wgt/Vol..:**	5 mL
		Method.....:	SW846 8082		

PARAMETER	RESULT	REPORTING LIMIT	UNITS	MDL
Aroclor 1016	ND	0.50	ug/L	0.25
Aroclor 1221	ND	0.50	ug/L	0.49
Aroclor 1232	ND	0.50	ug/L	0.41
Aroclor 1242	ND	0.50	ug/L	0.11
Aroclor 1248	ND	0.50	ug/L	0.049
Aroclor 1254	ND	0.50	ug/L	0.087
Aroclor 1260	ND	0.50	ug/L	0.071

SURROGATE	PERCENT RECOVERY	RECOVERY LIMITS
Tetrachloro-m-xylene	96	(50 - 150)
Decachlorobiphenyl	63	(50 - 150)

METHOD BLANK REPORT

GC Semivolatiles

Client Lot #...: A8A290102 **Work Order #...:** KF9PG1AA **Matrix.....:** WATER
MB Lot-Sample #: A8A300000-030

Prep Date.....: 01/30/08 **Final Wgt/Vol..:** 5 mL
Analysis Date..: 02/02/08 **Prep Batch #...:** 8030030
Dilution Factor: 1 **Initial Wgt/Vol:** 1000 mL

PARAMETER	RESULT	REPORTING LIMIT	UNITS	METHOD
Aroclor 1016	ND	0.50	ug/L	SW846 8082
Aroclor 1221	ND	0.50	ug/L	SW846 8082
Aroclor 1232	ND	0.50	ug/L	SW846 8082
Aroclor 1242	ND	0.50	ug/L	SW846 8082
Aroclor 1248	ND	0.50	ug/L	SW846 8082
Aroclor 1254	ND	0.50	ug/L	SW846 8082
Aroclor 1260	ND	0.50	ug/L	SW846 8082

SURROGATE	PERCENT RECOVERY	RECOVERY LIMITS
Tetrachloro-m-xylene	93	(50 - 150)
Decachlorobiphenyl	79	(50 - 150)

NOTE(S):

Calculations are performed before rounding to avoid round-off errors in calculated results.

LABORATORY CONTROL SAMPLE DATA REPORT

GC Semivolatiles

Client Lot #...: A8A290102 **Work Order #...:** KF9PG1AC **Matrix.....:** WATER
LCS Lot-Sample#: A8A300000-030
Prep Date.....: 01/30/08 **Analysis Date..:** 02/02/08
Prep Batch #...: 8030030
Dilution Factor: 2 **Final Wgt/Vol..:** 5 mL
Initial Wgt/Vol: 1000 mL

PARAMETER	SPIKE AMOUNT	MEASURED AMOUNT	UNITS	PERCENT RECOVERY	METHOD
Aroclor 1016	**10**	**9.1**	**ug/L**	**91**	**SW846 8082**
Aroclor 1260	**10**	**9.7**	**ug/L**	**97**	**SW846 8082**

SURROGATE	PERCENT RECOVERY	RECOVERY LIMITS
Tetrachloro-m-xylene	103	(50 - 150)
Decachlorobiphenyl	85	(50 - 150)

NOTE(S):

Calculations are performed before rounding to avoid round-off errors in calculated results.

Bold print denotes control parameters

MATRIX SPIKE SAMPLE DATA REPORT

GC Semivolatiles

Client Lot #...: A8A290102 **Work Order #...:** KF7XQ1AQ-MS **Matrix.....:** WG
MS Lot-Sample #: A8A290102-022 KF7XQ1AR-MSD
Date Sampled...: 01/28/08 14:00 **Date Received..:** 01/29/08
Prep Date.....: 01/30/08 **Analysis Date..:** 02/02/08
Prep Batch #...: 8030030
Dilution Factor: 2 **Initial Wgt/Vol:** 525 mL **Final Wgt/Vol..:** 5 mL

PARAMETER	SAMPLE AMOUNT	SPIKE AMT	MEASRD AMOUNT	UNITS	PERCNT RECVRY	RPD	METHOD
Aroclor 1016	**ND**	**19**	**18**	**ug/L**	**95**		**SW846 8082**
	ND	**19**	**18**	**ug/L**	**96**	**0.71**	**SW846 8082**
Aroclor 1260	**ND**	**19**	**18**	**ug/L**	**95**		**SW846 8082**
	ND	**19**	**19**	**ug/L**	**99**	**3.4**	**SW846 8082**

SURROGATE	PERCENT RECOVERY	RECOVERY LIMITS
Tetrachloro-m-xylene	96	(50 - 150)
	101	(50 - 150)
Decachlorobiphenyl	77	(50 - 150)
	81	(50 - 150)

NOTE(S):

Calculations are performed before rounding to avoid round-off errors in calculated results.

Bold print denotes control parameters

FORM 8
SEMIVOLATILE ANALYTICAL SEQUENCE

Lab Name: TESTAMERICA-NORTH CANTON Contract:

Lab Code: TALCAN Case No.: SAS No.: SDG No.: A8A290102

GC Column: RESTEK PEST CLPI ID: 0.53 (mm) Init. Calib. Date(s): 01/07/08 01/08/08

Instrument ID: A2HP11

THE ANALYTICAL SEQUENCE OF PERFORMANCE EVALUATION MIXTURES, BLANKS, SAMPLES, AND STANDARDS IS GIVEN BELOW:

MEAN SURROGATE RT FROM INITIAL CALIBRATION
S1 : 1.73 S2 : 8.34

	CLIENT SAMPLE NO.	LAB SAMPLE ID	DATE ANALYZED	TIME ANALYZED	S1 RT	#	S2 RT	#
01		E199 OK	02/02/08	1358	1.73		8.33	
02		MRL	02/02/08	1516				
03	FWGLL2MW-264	KF7WH1AF	02/02/08	1532	1.73		8.34	
04	FWGLL2MW-060	KF7WQ1AF	02/02/08	1547	1.73		8.34	
05	FWGLL2MW-265	KF7WV1AF	02/02/08	1603	1.74		8.34	
06	FWGLL2MW-DUP	KF7W21AF	02/02/08	1618	1.73		8.33	
07	FWGLL3MW-243	KF7W41AF	02/02/08	1634	1.73		8.33	
08	FWGEQUIPRINS	KF7W71AF	02/02/08	1649	1.73		8.34	
09	FWGLL1MW-079	KF7W91AF	02/02/08	1705	1.73		8.34	
10	FWGLL1MW-065	KF7XE1AF	02/02/08	1721	1.73		8.34	
11	FWGLL2MW-270	KF7XG1AF	02/02/08	1736	1.73		8.34	
12	FWGLL2MW-268	KF7XM1AF	02/02/08	1752	1.73		8.34	
13	FWGLL2MW-261	KF7XQ1AP	02/02/08	1808	1.73		8.34	
14	FWGLL2MW-261	KF7XQ1AQ	02/02/08	1823	1.73		8.34	
15	FWGLL2MW-261	KF7XQ1AR	02/02/08	1839	1.73		8.34	
16	KF9PBBLK	KF9PG1AA	02/02/08	1855	1.73		8.34	
17	KF9PGCHK	KF9PG1AC	02/02/08	1910	1.73		8.34	
18		E199	02/02/08	1926	1.73		8.34	
19		MRL	02/03/08	0023				
20								
21								
22								
23								
24								
25								
26								
27								
28								
29								
30								
31								
32								

QC LIMITS

S1 = TCMX (+/- 0.10 MINUTES)
S2 = DCB (+/- 0.10 MINUTES)

Column used to flag retention time values with an asterisk.
* Values outside of QC limits.

Surrogate Recovery Outlier Report

Lab Report Batch: A8A290102 **Lab ID:** STLCAN

Client Sample ID	Lab Sample ID	Analysis Method	Dilution	Matrix	Surrogate	Percent Recovery	Criteria (percent) Lower Limit	Upper Limit	Reject Point	Associated Target Analytes
FWGLL1mw-065C-0567-GW	A8A290102016	8081A	1	AQ	Decachlorobiphenyl	45	50.0	150.0	10.0	All Target
		8082			Decachlorobiphenyl	38	50.0	150.0	10.0	All Target
FWGLL2mw-060C-0569-GW	A8A290102004	8082	1	AQ	Decachlorobiphenyl	47	50.0	150.0	10.0	All Target
FWGLL2mw-268C-0573-GW	A8A290102020	8082	1	AQ	Decachlorobiphenyl	48	50.0	150.0	10.0	All Target
FWGLL2mw-270C-0572-GW	A8A290102018	8082	1	AQ	Decachlorobiphenyl	42	50.0	150.0	10.0	All Target
FWGLL2mw-DUP1-0601-GW	A8A290102008	8082	1	AQ	Decachlorobiphenyl	40	50.0	150.0	10.0	All Target
FWGLL3mw-243C-0582-GW	A8A290102010	8081A	1	AQ	Decachlorobiphenyl	37	50.0	150.0	10.0	All Target

METALS DATA

Ravenna, OH Data Review Checklist

Project Number: 030240.0006.05
Sample Event: January 2008
Data Reviewer/Date: Angye Dragotta/ February 27, 2008

SDG: A8A290102 R0
Analysis: SW846 6010B/6020

Review Questions:	Yes	No	N/A	Comments	Qual/Criteria
1. Did Chain-of-Custody information agree with laboratory report?	✓			COC#: 074037,336180,074036;	
2. Were samples preserved properly and received in good condition?	✓			Thirteen coolers were received at the lab. The coolers were received between 0.2 and 4.2°C. Upon receipt, it was documented by the laboratory, that the samples were not frozen and in good condition. Therefore, no qualifications were made to sample results based on temperatures less than 2°C.	QAPP Table 4-2
3. Were holding times met?	✓			Samples collected 1/28/07, digested on 1/30/08, ICP analyzed on 2/1/08, and ICP-MS analyzed on 2/6/08.	QAPP Table 4-2 J/UJ/R
4. Were sample storage requirements met?	✓				QAPP Table 4-2
5. Were QAPP specified RLs achieved?	✓				QAPP Table 3-8
6. Were all QAPP-specified target analytes reported?	✓				QAPP Table 3-8
7. Did the initial calibration curve range include 3 standards and a blank?	✓				LCG Table 7 R
8. Was the ICAL performed daily?	✓				LCG Table 7 R
9. Was the correlation coefficient r≥0.995 for each analyte?	✓				LCG Table 7 R<0.995=J/R
10. Was a MDL Level Verification performed once per quarter with all target analytes detected?	✓				LCG Table 7 R
11. Was a MRL Level Verification performed at the beginning of the daily sequence? Were results 70-130%?	✓			**ICPMS**: 2/6/08@1127 **ICP**: 1/31/08 @ 1411	LCG Table 7 >130%=J; 65-70%=J/UJ; <65%=J/R
12. Was the ICV (second source verification) analyzed after the ICAL?	✓			**ICP**- 1/31/08@1358 **ICPMS**- 2/6/08@1117	LCG Table 7
13. Were all analytes within 90-110% in the ICV?	✓				LCG Table 7 J>110%=J; 90-85%=J/UJ; <85%=J/R
14. Was the ICB analyzed after the ICV with results <1/2 the MRL?	✓			**ICP:** Potassium was detected at 146 ug/L with a RL of 1000 ug/L. The contamination was less than ½ the RL. Therefore no qualifications were made. No qualifications were made due to negative blanks greater than ½ MRL, since the LCG doesn't specifically address negative blank values.	LCG Table 7 < 5x = U

Ravenna, OH Data Review Checklist

Project Number: 030240.0006.05
Sample Event: January 2008
Data Reviewer/Date: Angye Dragotta/ February 27, 2008

SDG: A8A290102 R0
Analysis: SW846 6010B/6020

Review Questions:	Yes	No	N/A	Comments	Qual/Criteria
				ICP-MS: Beryllium was detected at 0.011 ug/L with a RL of 1ug/L. The contamination was less than ½ the RL. Therefore no qualifications were made. No qualifications were made due to negative blanks greater than ½ MRL, since the LCG doesn't specifically address negative blank values.	
15. Were CCVs analyzed every 10 samples and at the end of the analytical sequence?	✓				LCG Table 7
16. Were CCV results within 90 to 110%?	✓				LCG Table 7 >110%=J 90-85%=J/UJ; <85%=J/R
17. Were the CCBs run every 10 samples and at the end of the analytical sequence? Were results <1/2 the MRL?		✓		**ICP**: Potassium was detected in bracketing CCBs between 142 and 151 ppb with a RL of 1000 ppb. The contamination was less than ½ the RL; therefore no qualifications were made. **ICP-MS:** Beryllium was detected in bracketing CCBs between 0.0077and 0.014 ug/L with a RL of 1 ug/L. The contamination was less than ½ the RL; therefore no qualifications were made. No qualifications were made due to negative blanks greater than ½ MRL, since the LCG doesn't specifically address negative blank values.	LCG Table 7 <5x = U
18. Was an Interelement Check Standard run at the beginning of the analytical sequence?	✓				LCG Table 7
19.Was the ICS recovery within 80 to 120% of true value for each element of interest?	✓				LCG Table 7 >120%=J; 50-79%=J/UJ; <50%=Pj/R
21. Was a method blank prepared and analyzed with each batch?	✓				LCG Table 7
22. Were target analytes <1/2 the MRL in the method blank?		✓		Potassium was detected at 144 ug/L with a RL of 1000ppb. There were no qualifications made since the MB values were less than ½ the MRL.	LCG Table 7 <5x = B
23. Was a field blank collected and analyzed?	✓			FWGEQUIPRinse1-609-GW.	
24. Were target analytes reported in the field blank analyses <1/2 the MRL?		✓		Potassium was detected at 148 ug/L with a RL of 1000 ug/L. The contamination was less than ½ MRL; therefore no qualifications were made.	<5x=B
25. Was a LCS prepared and analyzed with each batch?	✓				LCG Table 7

Ravenna, OH Data Review Checklist

Project Number: 030240.0006.05
Sample Event: January 2008
Data Reviewer/Date: Angye Dragotta/ February 27, 2008

SDG: A8A290102 R0
Analysis: SW846 6010B/6020

Review Questions:	Yes	No	N/A	Comments	Qual/Criteria
26. Were the LCS recoveries within limits specified in LCG Appendix C?	✓				LCG Appendix C >UL=J; 60%-LL= J/UJ; <60%=J/R
27. Was a MS prepared with each batch?	✓				LCG Table 7
28. Was the MS and Lab Duplicate parent sample a Ravenna sample?	✓			Sample FWGLL2mw-261c-0570-GF was the parent.	
29. Were the MS recoveries within 75-125%?	✓				LCG Table 7 >125% = J 30% - 75% = J/UJ <30% = J/R
30. Was the lab sample duplicate RPD ≤20%?		✓		Cobalt, chromium, nickel, and zinc RPDs were 200%. Samples FWGLL2mw-264c-0571-GF, FWGLL2mw-060c-0569-GF, FWGLL3mw-243c-0582-GF, and FWGLL1mw-065c-0567-GF had the zinc results qualified estimated "J". Samples FWGLL2mw-265c-0572-GF and FWGLL1mw-079c-0568-GF had the nickel and zinc results qualified estimated "J". Samples FWGLL2mw-DUP1-0601-GF and FWGLL2mw-270c-0574-GF had the cobalt, nickel, and zinc results qualified estimated "J". Sample FWGLL2mw-261c-0570-GF had the cobalt and nickel results qualified estimated "J".	LCG Table 7 >20% = J
31. Was a Post Digestion Spike analyzed as needed? Were results within 75-125%?			✓		LCG Table 7 >125%=J; 30-75%=J/UJ; <30%=R
32. Was a serial dilution performed as needed?	✓				
33. Was the 4 fold dilution within ± 10% of the original result?		✓		The Potassium %D (40.9%) was greater than 10%. All detected potassium results were qualified estimated "J".	LCG Table 7 >10%=J
34. Was a field duplicate analyzed? Were the RPDs ± 30%?		✓		FWGLL2mw-DUP1-0601-GF was a field duplicate for FWGLL2mw-265C-0572-GF. The Silver, Arsenic, Cobalt, and Vanadium RPDs were 200%. The Nickel RPD was 31.8%. The detected results were qualified estimated "J".	QAPP Table 3-2 >30% = J
35. Were sample concentrations within calibration range?	✓				
36. Were laboratory-generated Quality Control Exception Reports issued? If yes, summarize contents.		✓			
37. Were lab comments included in report? If yes, summarize contents.	✓			See narrative.	

References:

Ravenna, OH Data Review Checklist

Project Number: 030240.0006.05
Sample Event: January 2008
Data Reviewer/Date: Angye Dragotta/ February 27, 2008

SDG: A8A290102 R0
Analysis: SW846 6010B/6020

Louisville Chemistry Guidelines (LCG), USACE June 2002 version 5; Section I "Chemical Analysis Criteria" Table 7 and Attachment A "Data Validation Guidelines:

Final Quality Assurance Project Plan (QAPP) Addendum for the Facility-Wide Groundwater Monitoring Program Ravenna Army Ammunition Plant, Ravenna, OH, Portage Environmental September 2004

Additional Comments:

Ravenna, OH Data Review Checklist

Project Number: 030240.0006.05
Sample Event: January 2008
Data Reviewer/Date: Angye Dragotta/ February 27, 2008

SDG: A8A290102 R0
Analysis: SW846 7470A

Review Questions:	Yes	No	N/A	Comments	Qual/Criteria
1. Did Chain-of-Custody information agree with laboratory report?	✓			COC#: 074037,336180,074036;	
2. Were samples preserved properly and received in good condition?	✓			Thirteen coolers were received at the lab. The coolers were received between 0.2 and 4.2°C. Upon receipt, it was documented by the laboratory, that the samples were not frozen and in good condition. Therefore, no qualifications were made to sample results based on temperatures less than 2°C.	QAPP Table 4-2
3. Were holding times met?	✓			Samples collected 1/28/07, digested on 1/30/08, analyzed on 1/31/08.	QAPP Table 4-2 J/UJ/R
4. Were sample storage requirements met?	✓				QAPP Table 4-2
5. Were QAPP specified RLs achieved?	✓				QAPP Table 3.8
6. Were all QAPP-specified target analytes reported?	✓				QAPP Table 3-8
7. Did the initial calibration curve range include 5 standards and a blank?	✓				LCG Table 9 R
8. Was the correlation coefficient ≥ 0.995 for Hg?	✓			R = 0.999925	LCG Table 9 R<0.995=J/R
9. Was a MDL Level Verification performed once per quarter with all target analytes detected?	✓				LCG Table 9 R
10. Was a MRL Level Verification performed at the beginning of every daily analytical sequence with 70-130%?	✓			1/31/08@1025	LCG Table 9 >130%=J; 70-65%=J/UJ; <65%=J/R
11. Was the ICV analyzed after the ICAL but before samples with recoveries between 80-120%?	✓			1/31/08@1022	LCG Table 9 >120%=J; 80-75%=J/UJ; <75%=J/R
12. Was the ICB analyzed after the ICAL with results <1/2 the MRL?	✓				LCG Table 9 <5x = U
13. Were the CCVs analyzed every 10 samples and at the end of the analytical sequence?	✓				LCG Table 9
14. Were CCV results within 80 to 120%?	✓				LCG Table 9 >120%=J; 80-75%=J/UJ;

Ravenna, OH Data Review Checklist

Project Number: 030240.0006.05
Sample Event: January 2008
Data Reviewer/Date: Angye Dragotta/ February 27, 2008

SDG: A8A290102 R0
Analysis: SW846 7470A

Review Questions:	Yes	No	N/A	Comments	Qual/Criteria
					<75%=J/R
15. Were the CCBs analyzed every 10 samples and at the end of the analytical sequence? Were results <1/2 the MRL?	✓			CCB 5 analyzed 1/31/08 @1121 was detected above ½ the MRL(0.1191 ug/L). Sample FWGLLmw2-268C-0573-GF was detected @< 5x blank contamination (0.14 ug/L), and is flagged, "U".	LCG Table 9 <5x = U
16. Was a method blank prepared and analyzed with each batch?	✓				LCG Table 9
17. Were target analytes detected in the method blank <1/2 the MRL?	✓				LCG Table 9 <5x = B
18. Was a field blank collected and analyzed?	✓			FWGEQUIPRinse1-609-GW.	
19. Were target analytes reported in the field blank analyses at <1/2 the MRL?	✓				<5x=B
20. Was a LCS prepared and analyzed with each batch?	✓				LCG Table 9
21. Were the LCS recoveries within 80-120%?	✓				LCG Table 9 J>120%=J; 50-79%=J/UJ; <50%=R
22. Was a MS prepared with each batch?	✓				LCG Table 9
23. Was the MS and Lab Duplicate parent sample a Ravenna sample?	✓			Sample FWGLL2mw-261c-0570-GF was the parent.	
24. Were the MS recoveries within 80-120%?	✓				LCG Table 9 >125% = J 30% - 75% = J/UJ <30% = J/R
25. Was the Matrix Duplicate RPD ± 20%?	✓				LCG Table 9 >20% = J
26. Was a field duplicate analyzed? Were the RPDs ± 30%?	✓			FWGLL2mw-DUP1-0601-GF was a field duplicate for FWGLL2mw-265C-0572-GF.	QAPP Table 3-2
27. Were sample concentrations within calibration range?	✓				

Ravenna, OH Data Review Checklist

Project Number: 030240.0006.05
Sample Event: January 2008
Data Reviewer/Date: Angye Dragotta/ February 27, 2008

SDG: A8A290102 R0
Analysis: SW846 7470A

Review Questions:	Yes	No	N/A	Comments	Qual/Criteria
28. Were laboratory-generated Quality Control Exception Reports issued? If yes, summarize contents.		✓			
29. Were lab comments included in report? If yes, summarize contents.	X			Comments on the MS/MSD	

References:

Louisville Chemistry Guidelines (LCG), USACE June 2002 version 5; Section I "Chemical Analysis Criteria" Table 9 and Attachment A "Data Validation Guidelines:

Final Quality Assurance Project Plan (QAPP) Addendum for the Facility-Wide Groundwater Monitoring Program Ravenna Army Ammunition Plant, Ravenna, OH, Portage Environmental September 2004

Additional Comments:

Environmental Quality Mgt., Inc.

Client Sample ID: FWGLL2mw-264C-0571-GF

TOTAL Metals

Lot-Sample #...: A8A290102-003 **Matrix.....:** WG
Date Sampled...: 01/28/08 10:20 **Date Received..:** 01/29/08

PARAMETER	RESULT	REPORTING LIMIT	UNITS	METHOD	PREPARATION-ANALYSIS DATE	WORK ORDER #
Prep Batch #...: 8030015						
Silver	ND	5.0	ug/L	SW846 6010B	01/30-02/01/08	KF7WP1AF
		Dilution Factor: 1		Analysis Time..: 10:39	Analyst ID.....: 001644	
		Instrument ID..: I5		MDL.....: 2.2		
Aluminum	ND	50.0	ug/L	SW846 6020	01/30-02/06/08	KF7WP1AV
		Dilution Factor: 1		Analysis Time..: 12:10	Analyst ID.....: 002260	
		Instrument ID..: I8		MDL.....: 19.0		
Arsenic	ND	5.0	ug/L	SW846 6010B	01/30-02/01/08	KF7WP1AC
		Dilution Factor: 1		Analysis Time..: 10:39	Analyst ID.....: 001644	
		Instrument ID..: I5		MDL.....: 3.2		
Barium	**4.8 B**	**10.0**	**ug/L**	**SW846 6010B**	**01/30-02/01/08**	**KF7WP1AG**
		Dilution Factor: 1		Analysis Time..: 10:39	Analyst ID.....: 001644	
		Instrument ID..: I5		MDL.....: 0.67		
Beryllium	ND	1.0	ug/L	SW846 6020	01/30-02/06/08	KF7WP1AW
		Dilution Factor: 1		Analysis Time..: 12:10	Analyst ID.....: 002260	
		Instrument ID..: I8		MDL.....: 0.20		
Calcium	**47200**	**1000**	**ug/L**	**SW846 6010B**	**01/30-02/01/08**	**KF7WP1AH**
		Dilution Factor: 1		Analysis Time..: 10:39	Analyst ID.....: 001644	
		Instrument ID..: I5		MDL.....: 130		
Cadmium	ND	0.50	ug/L	SW846 6020	01/30-02/06/08	KF7WP1AX
		Dilution Factor: 1		Analysis Time..: 12:10	Analyst ID.....: 002260	
		Instrument ID..: I8		MDL.....: 0.13		
Cobalt	ND	5.0	ug/L	SW846 6010B	01/30-02/01/08	KF7WP1AJ
		Dilution Factor: 1		Analysis Time..: 10:39	Analyst ID.....: 001644	
		Instrument ID..: I5		MDL.....: 1.7		
Chromium	ND	5.0	ug/L	SW846 6010B	01/30-02/01/08	KF7WP1AK
		Dilution Factor: 1		Analysis Time..: 10:39	Analyst ID.....: 001644	
		Instrument ID..: I5		MDL.....: 2.2		
Copper	ND	5.0	ug/L	SW846 6010B	01/30-02/01/08	KF7WP1AL
		Dilution Factor: 1		Analysis Time..: 10:39	Analyst ID.....: 001644	
		Instrument ID..: I5		MDL.....: 4.5		

(Continued on next page)

Environmental Quality Mgt., Inc.

Client Sample ID: FWGLL2mw-264C-0571-GF

TOTAL Metals

Lot-Sample #...: A8A290102-003 Matrix.....: WG

PARAMETER	RESULT	REPORTING LIMIT	UNITS	METHOD	PREPARATION-ANALYSIS DATE	WORK ORDER #
Iron	249	50.0	ug/L	SW846 6020	01/30-02/06/08	KF7WP1A0
		Dilution Factor: 1		Analysis Time..: 12:10	Analyst ID.....: 002260	
		Instrument ID..: I8		MDL.....: 26.0		
Potassium	607 B,J	1000	ug/L	SW846 6010B	01/30-02/01/08	KF7WP1AM
		Dilution Factor: 1		Analysis Time..: 10:39	Analyst ID.....: 001644	
		Instrument ID..: I5		MDL.....: 72.0		
Magnesium	16600	1000	ug/L	SW846 6010B	01/30-02/01/08	KF7WP1AN
		Dilution Factor: 1		Analysis Time..: 10:39	Analyst ID.....: 001644	
		Instrument ID..: I5		MDL.....: 34.0		
Manganese	144	10.0	ug/L	SW846 6010B	01/30-02/01/08	KF7WP1AP
		Dilution Factor: 1		Analysis Time..: 10:39	Analyst ID.....: 001644	
		Instrument ID..: I5		MDL.....: 0.41		
Sodium	7340	1000	ug/L	SW846 6010B	01/30-02/01/08	KF7WP1AQ
		Dilution Factor: 1		Analysis Time..: 10:39	Analyst ID.....: 001644	
		Instrument ID..: I5		MDL.....: 590		
Nickel	ND	10.0	ug/L	SW846 6010B	01/30-02/01/08	KF7WP1AR
		Dilution Factor: 1		Analysis Time..: 10:39	Analyst ID.....: 001644	
		Instrument ID..: I5		MDL.....: 3.2		
Lead	ND	3.0	ug/L	SW846 6010B	01/30-02/01/08	KF7WP1AD
		Dilution Factor: 1		Analysis Time..: 10:39	Analyst ID.....: 001644	
		Instrument ID..: I5		MDL.....: 1.9		
Antimony	ND	2.0	ug/L	SW846 6020	01/30-02/06/08	KF7WP1A1
		Dilution Factor: 1		Analysis Time..: 12:10	Analyst ID.....: 002260	
		Instrument ID..: I8		MDL.....: 0.13		
Selenium	ND	5.0	ug/L	SW846 6010B	01/30-02/01/08	KF7WP1AE
		Dilution Factor: 1		Analysis Time..: 10:39	Analyst ID.....: 001644	
		Instrument ID..: I5		MDL.....: 4.1		
Thallium	0.15 B	1.0	ug/L	SW846 6020	01/30-02/06/08	KF7WP1AA
		Dilution Factor: 1		Analysis Time..: 12:10	Analyst ID.....: 002260	
		Instrument ID..: I8		MDL.....: 0.14		

(Continued on next page)

Environmental Quality Mgt., Inc.

Client Sample ID: FWGLL2mw-264C-0571-GF

TOTAL Metals

Lot-Sample #...: A8A290102-003 **Matrix.....:** WG

PARAMETER	RESULT	REPORTING LIMIT	UNITS	METHOD	PREPARATION-ANALYSIS DATE	WORK ORDER #
Vanadium	ND	10.0	ug/L	SW846 6010B	01/30-02/01/08	KF7WP1AT
		Dilution Factor: 1		Analysis Time..: 10:39	Analyst ID.....: 001644	
		Instrument ID..: I5		MDL.....: 0.64		
Zinc	**2.4 B**	***10.0***	**ug/L**	***SW846 6020***	**01/30-02/06/08**	**KF7WP1A2**
		Dilution Factor: 1		Analysis Time..: 12:10	Analyst ID.....: 002260	
		Instrument ID..: I8		MDL.....: 2.3		
Mercury	ND	0.20	ug/L	SW846 7470A	01/30-01/31/08	KF7WP1AU
		Dilution Factor: 1		Analysis Time..: 11:18	Analyst ID.....: 001086	
		Instrument ID..: H4		MDL.....: 0.12		

NOTE(S):

B Estimated result. Result is less than RL.

J Method blank contamination. The associated method blank contains the target analyte at a reportable level.

Environmental Quality Mgt., Inc.

Client Sample ID: FWGLL2mw-060C-0569-GF

TOTAL Metals

Lot-Sample #...: A8A290102-005 **Matrix.....:** WG
Date Sampled...: 01/28/08 11:45 **Date Received..:** 01/29/08

PARAMETER	RESULT	REPORTING LIMIT	UNITS	METHOD	PREPARATION-ANALYSIS DATE	WORK ORDER #
Prep Batch #...: 8030015						
Silver	ND	5.0	ug/L	SW846 6010B	01/30-02/01/08	KF7WT1AF
		Dilution Factor: 1		Analysis Time..: 10:43	Analyst ID.....: 001644	
		Instrument ID..: I5		MDL.....: 2.2		
Aluminum	ND	50.0	ug/L	SW846 6020	01/30-02/06/08	KF7WT1AV
		Dilution Factor: 1		Analysis Time..: 12:14	Analyst ID.....: 002260	
		Instrument ID..: I8		MDL.....: 19.0		
Arsenic	ND	5.0	ug/L	SW846 6010B	01/30-02/01/08	KF7WT1AC
		Dilution Factor: 1		Analysis Time..: 10:43	Analyst ID.....: 001644	
		Instrument ID..: I5		MDL.....: 3.2		
Barium	**31.9**	**10.0**	**ug/L**	**SW846 6010B**	**01/30-02/01/08**	**KF7WT1AG**
		Dilution Factor: 1		Analysis Time..: 10:43	Analyst ID.....: 001644	
		Instrument ID..: I5		MDL.....: 0.67		
Beryllium	ND	1.0	ug/L	SW846 6020	01/30-02/06/08	KF7WT1AW
		Dilution Factor: 1		Analysis Time..: 12:14	Analyst ID.....: 002260	
		Instrument ID..: I8		MDL.....: 0.20		
Calcium	**55900**	**1000**	**ug/L**	**SW846 6010B**	**01/30-02/01/08**	**KF7WT1AH**
		Dilution Factor: 1		Analysis Time..: 10:43	Analyst ID.....: 001644	
		Instrument ID..: I5		MDL.....: 130		
Cadmium	ND	0.50	ug/L	SW846 6020	01/30-02/06/08	KF7WT1AX
		Dilution Factor: 1		Analysis Time..: 12:14	Analyst ID.....: 002260	
		Instrument ID..: I8		MDL.....: 0.13		
Cobalt	ND	5.0	ug/L	SW846 6010B	01/30-02/01/08	KF7WT1AJ
		Dilution Factor: 1		Analysis Time..: 10:43	Analyst ID.....: 001644	
		Instrument ID..: I5		MDL.....: 1.7		
Chromium	ND	5.0	ug/L	SW846 6010B	01/30-02/01/08	KF7WT1AK
		Dilution Factor: 1		Analysis Time..: 10:43	Analyst ID.....: 001644	
		Instrument ID..: I5		MDL.....: 2.2		
Copper	ND	5.0	ug/L	SW846 6010B	01/30-02/01/08	KF7WT1AL
		Dilution Factor: 1		Analysis Time..: 10:43	Analyst ID.....: 001644	
		Instrument ID..: I5		MDL.....: 4.5		

(Continued on next page)

Environmental Quality Mgt., Inc.

Client Sample ID: FWGLL2mw-060C-0569-GF

TOTAL Metals

Lot-Sample #...: A8A290102-005 **Matrix.....:** WG

PARAMETER	RESULT	REPORTING LIMIT	UNITS	METHOD	PREPARATION-ANALYSIS DATE	WORK ORDER #
Iron	**32.2 B**	**50.0**	**ug/L**	**SW846 6020**	**01/30-02/06/08**	**KF7WT1A0**
		Dilution Factor: 1		Analysis Time..: 12:14	Analyst ID.....: 002260	
		Instrument ID..: I8		MDL.....: 26.0		
Potassium	**451 B,J**	**1000**	**ug/L**	**SW846 6010B**	**01/30-02/01/08**	**KF7WT1AM**
		Dilution Factor: 1		Analysis Time..: 10:43	Analyst ID.....: 001644	
		Instrument ID..: I5		MDL.....: 72.0		
Magnesium	**8920**	**1000**	**ug/L**	**SW846 6010B**	**01/30-02/01/08**	**KF7WT1AN**
		Dilution Factor: 1		Analysis Time..: 10:43	Analyst ID.....: 001644	
		Instrument ID..: I5		MDL.....: 34.0		
Manganese	**16.7**	**10.0**	**ug/L**	**SW846 6010B**	**01/30-02/01/08**	**KF7WT1AP**
		Dilution Factor: 1		Analysis Time..: 10:43	Analyst ID.....: 001644	
		Instrument ID..: I5		MDL.....: 0.41		
Sodium	**1640**	**1000**	**ug/L**	**SW846 6010B**	**01/30-02/01/08**	**KF7WT1AQ**
		Dilution Factor: 1		Analysis Time..: 10:43	Analyst ID.....: 001644	
		Instrument ID..: I5		MDL.....: 590		
Nickel	ND	10.0	ug/L	SW846 6010B	01/30-02/01/08	KF7WT1AR
		Dilution Factor: 1		Analysis Time..: 10:43	Analyst ID.....: 001644	
		Instrument ID..: I5		MDL.....: 3.2		
Lead	ND	3.0	ug/L	SW846 6010B	01/30-02/01/08	KF7WT1AD
		Dilution Factor: 1		Analysis Time..: 10:43	Analyst ID.....: 001644	
		Instrument ID..: I5		MDL.....: 1.9		
Antimony	**0.18 B**	**2.0**	**ug/L**	**SW846 6020**	**01/30-02/06/08**	**KF7WT1A1**
		Dilution Factor: 1		Analysis Time..: 12:14	Analyst ID.....: 002260	
		Instrument ID..: I8		MDL.....: 0.13		
Selenium	ND	5.0	ug/L	SW846 6010B	01/30-02/01/08	KF7WT1AE
		Dilution Factor: 1		Analysis Time..: 10:43	Analyst ID.....: 001644	
		Instrument ID..: I5		MDL.....: 4.1		
Thallium	ND	1.0	ug/L	SW846 6020	01/30-02/06/08	KF7WT1AA
		Dilution Factor: 1		Analysis Time..: 12:14	Analyst ID.....: 002260	
		Instrument ID..: I8		MDL.....: 0.14		

(Continued on next page)

Environmental Quality Mgt., Inc.

Client Sample ID: FWGLL2mw-060C-0569-GF

TOTAL Metals

Lot-Sample #...: A8A290102-005 **Matrix.....:** WG

PARAMETER	RESULT	REPORTING LIMIT	UNITS	METHOD	PREPARATION-ANALYSIS DATE	WORK ORDER #
Vanadium	ND	10.0	ug/L	SW846 6010B	01/30-02/01/08	KF7WT1AT
		Dilution Factor: 1		Analysis Time..: 10:43	Analyst ID.....: 001644	
		Instrument ID..: I5		MDL.....: 0.64		
Zinc	**3.4 B**	**10.0**	**ug/L**	**SW846 6020**	**01/30-02/06/08**	**KF7WT1A2**
		Dilution Factor: 1		Analysis Time..: 12:14	Analyst ID.....: 002260	
		Instrument ID..: I8		MDL.....: 2.3		
Mercury	ND	0.20	ug/L	SW846 7470A	01/30-01/31/08	KF7WT1AU
		Dilution Factor: 1		Analysis Time..: 11:22	Analyst ID.....: 001086	
		Instrument ID..: H4		MDL.....: 0.12		

NOTE(S):

B Estimated result. Result is less than RL.

J Method blank contamination. The associated method blank contains the target analyte at a reportable level.

Environmental Quality Mgt., Inc.

Client Sample ID: FWGLL2mw-265C-0572-GF

TOTAL Metals

Lot-Sample #...: A8A290102-007 **Matrix.....:** WG
Date Sampled...: 01/28/08 12:45 **Date Received..:** 01/29/08

PARAMETER	RESULT	REPORTING LIMIT	UNITS	METHOD	PREPARATION-ANALYSIS DATE	WORK ORDER #
Prep Batch #...: 8030015						
Silver	ND	5.0	ug/L	SW846 6010B	01/30-02/01/08	KF7W01AF
		Dilution Factor: 1		Analysis Time..: 10:48	Analyst ID.....: 001644	
		Instrument ID..: I5		MDL.....: 2.2		
Aluminum	ND	50.0	ug/L	SW846 6020	01/30-02/06/08	KF7W01AV
		Dilution Factor: 1		Analysis Time..: 12:18	Analyst ID.....: 002260	
		Instrument ID..: I8		MDL.....: 19.0		
Arsenic	ND	5.0	ug/L	SW846 6010B	01/30-02/01/08	KF7W01AC
		Dilution Factor: 1		Analysis Time..: 10:48	Analyst ID.....: 001644	
		Instrument ID..: I5		MDL.....: 3.2		
Barium	**6.2 B**	**10.0**	**ug/L**	**SW846 6010B**	**01/30-02/01/08**	**KF7W01AG**
		Dilution Factor: 1		Analysis Time..: 10:48	Analyst ID.....: 001644	
		Instrument ID..: I5		MDL.....: 0.67		
Beryllium	ND	1.0	ug/L	SW846 6020	01/30-02/06/08	KF7W01AW
		Dilution Factor: 1		Analysis Time..: 12:18	Analyst ID.....: 002260	
		Instrument ID..: I8		MDL.....: 0.20		
Calcium	**52800**	**1000**	**ug/L**	**SW846 6010B**	**01/30-02/01/08**	**KF7W01AH**
		Dilution Factor: 1		Analysis Time..: 10:48	Analyst ID.....: 001644	
		Instrument ID..: I5		MDL.....: 130		
Cadmium	ND	0.50	ug/L	SW846 6020	01/30-02/06/08	KF7W01AX
		Dilution Factor: 1		Analysis Time..: 12:18	Analyst ID.....: 002260	
		Instrument ID..: I8		MDL.....: 0.13		
Cobalt	ND	5.0	ug/L	SW846 6010B	01/30-02/01/08	KF7W01AJ
		Dilution Factor: 1		Analysis Time..: 10:48	Analyst ID.....: 001644	
		Instrument ID..: I5		MDL.....: 1.7		
Chromium	ND	5.0	ug/L	SW846 6010B	01/30-02/01/08	KF7W01AK
		Dilution Factor: 1		Analysis Time..: 10:48	Analyst ID.....: 001644	
		Instrument ID..: I5		MDL.....: 2.2		
Copper	ND	5.0	ug/L	SW846 6010B	01/30-02/01/08	KF7W01AL
		Dilution Factor: 1		Analysis Time..: 10:48	Analyst ID.....: 001644	
		Instrument ID..: I5		MDL.....: 4.5		

(Continued on next page)

Environmental Quality Mgt., Inc.

Client Sample ID: FWGLL2mw-265C-0572-GF

TOTAL Metals

Lot-Sample #...: A8A290102-007 Matrix.....: WG

PARAMETER	RESULT	REPORTING LIMIT	UNITS	METHOD	PREPARATION-ANALYSIS DATE	WORK ORDER #
Iron	222	50.0	ug/L	SW846 6020	01/30-02/06/08	KF7W01A0
		Dilution Factor: 1		Analysis Time..: 12:18	Analyst ID.....: 002260	
		Instrument ID..: I8		MDL.....: 26.0		
Potassium	561 B,J	1000	ug/L	SW846 6010B	01/30-02/01/08	KF7W01AM
		Dilution Factor: 1		Analysis Time..: 10:48	Analyst ID.....: 001644	
		Instrument ID..: I5		MDL.....: 72.0		
Magnesium	12200	1000	ug/L	SW846 6010B	01/30-02/01/08	KF7W01AN
		Dilution Factor: 1		Analysis Time..: 10:48	Analyst ID.....: 001644	
		Instrument ID..: I5		MDL.....: 34.0		
Manganese	193	10.0	ug/L	SW846 6010B	01/30-02/01/08	KF7W01AP
		Dilution Factor: 1		Analysis Time..: 10:48	Analyst ID.....: 001644	
		Instrument ID..: I5		MDL.....: 0.41		
Sodium	2900	1000	ug/L	SW846 6010B	01/30-02/01/08	KF7W01AQ
		Dilution Factor: 1		Analysis Time..: 10:48	Analyst ID.....: 001644	
		Instrument ID..: I5		MDL.....: 590		
Nickel	8.2 B	10.0	ug/L	SW846 6010B	01/30-02/01/08	KF7W01AR
		Dilution Factor: 1		Analysis Time..: 10:48	Analyst ID.....: 001644	
		Instrument ID..: I5		MDL.....: 3.2		
Lead	ND	3.0	ug/L	SW846 6010B	01/30-02/01/08	KF7W01AD
		Dilution Factor: 1		Analysis Time..: 10:48	Analyst ID.....: 001644	
		Instrument ID..: I5		MDL.....: 1.9		
Antimony	ND	2.0	ug/L	SW846 6020	01/30-02/06/08	KF7W01A1
		Dilution Factor: 1		Analysis Time..: 12:18	Analyst ID.....: 002260	
		Instrument ID..: I8		MDL.....: 0.13		
Selenium	ND	5.0	ug/L	SW846 6010B	01/30-02/01/08	KF7W01AE
		Dilution Factor: 1		Analysis Time..: 10:48	Analyst ID.....: 001644	
		Instrument ID..: I5		MDL.....: 4.1		
Thallium	ND	1.0	ug/L	SW846 6020	01/30-02/06/08	KF7W01AA
		Dilution Factor: 1		Analysis Time..: 12:18	Analyst ID.....: 002260	
		Instrument ID..: I8		MDL.....: 0.14		

(Continued on next page)

Environmental Quality Mgt., Inc.

Client Sample ID: FWGLL2mw-265C-0572-GF

TOTAL Metals

Lot-Sample #...: A8A290102-007 Matrix.....: WG

PARAMETER	RESULT	REPORTING LIMIT	UNITS	METHOD	PREPARATION-ANALYSIS DATE	WORK ORDER #
Vanadium	ND	10.0	ug/L	SW846 6010B	01/30-02/01/08	KF7W01AT
		Dilution Factor: 1		Analysis Time..: 10:48	Analyst ID.....: 001644	
		Instrument ID..: I5		MDL.....: 0.64		
Zinc	2.8 B	10.0	ug/L	SW846 6020	01/30-02/06/08	KF7W01A2
		Dilution Factor: 1		Analysis Time..: 12:18	Analyst ID.....: 002260	
		Instrument ID..: I8		MDL.....: 2.3		
Mercury	ND	0.20	ug/L	SW846 7470A	01/30-01/31/08	KF7W01AU
		Dilution Factor: 1		Analysis Time..: 11:13	Analyst ID.....: 001086	
		Instrument ID..: H4		MDL.....: 0.12		

NOTE(S):

B Estimated result. Result is less than RL.

J Method blank contamination. The associated method blank contains the target analyte at a reportable level.

Environmental Quality Mgt., Inc.

Client Sample ID: FWGLL2mw-DUP1-0601-GF

TOTAL Metals

Lot-Sample #...: A8A290102-009 **Matrix.....:** WG
Date Sampled...: 01/28/08 12:59 **Date Received..:** 01/29/08

PARAMETER	RESULT	REPORTING LIMIT	UNITS	METHOD	PREPARATION-ANALYSIS DATE	WORK ORDER #
Prep Batch #...: 8030015						
Silver	**2.6 B**	**5.0**	**ug/L**	**SW846 6010B**	**01/30-02/01/08**	**KF7W31AF**
		Dilution Factor: 1		Analysis Time..: 10:53	Analyst ID.....: 001644	
		Instrument ID..: I5		MDL.....: 2.2		
Aluminum	ND	50.0	ug/L	SW846 6020	01/30-02/06/08	KF7W31AV
		Dilution Factor: 1		Analysis Time..: 12:23	Analyst ID.....: 002260	
		Instrument ID..: I8		MDL.....: 19.0		
Arsenic	**4.3 B**	**5.0**	**ug/L**	**SW846 6010B**	**01/30-02/01/08**	**KF7W31AC**
		Dilution Factor: 1		Analysis Time..: 10:53	Analyst ID.....: 001644	
		Instrument ID..: I5		MDL.....: 3.2		
Barium	**6.9 B**	**10.0**	**ug/L**	**SW846 6010B**	**01/30-02/01/08**	**KF7W31AG**
		Dilution Factor: 1		Analysis Time..: 10:53	Analyst ID.....: 001644	
		Instrument ID..: I5		MDL.....: 0.67		
Beryllium	ND	1.0	ug/L	SW846 6020	01/30-02/06/08	KF7W31AW
		Dilution Factor: 1		Analysis Time..: 12:23	Analyst ID.....: 002260	
		Instrument ID..: I8		MDL.....: 0.20		
Calcium	**54000**	**1000**	**ug/L**	**SW846 6010B**	**01/30-02/01/08**	**KF7W31AH**
		Dilution Factor: 1		Analysis Time..: 10:53	Analyst ID.....: 001644	
		Instrument ID..: I5		MDL.....: 130		
Cadmium	ND	0.50	ug/L	SW846 6020	01/30-02/06/08	KF7W31AX
		Dilution Factor: 1		Analysis Time..: 12:23	Analyst ID.....: 002260	
		Instrument ID..: I8		MDL.....: 0.13		
Cobalt	**3.5 B**	**5.0**	**ug/L**	**SW846 6010B**	**01/30-02/01/08**	**KF7W31AJ**
		Dilution Factor: 1		Analysis Time..: 10:53	Analyst ID.....: 001644	
		Instrument ID..: I5		MDL.....: 1.7		
Chromium	ND	5.0	ug/L	SW846 6010B	01/30-02/01/08	KF7W31AK
		Dilution Factor: 1		Analysis Time..: 10:53	Analyst ID.....: 001644	
		Instrument ID..: I5		MDL.....: 2.2		
Copper	ND	5.0	ug/L	SW846 6010B	01/30-02/01/08	KF7W31AL
		Dilution Factor: 1		Analysis Time..: 10:53	Analyst ID.....: 001644	
		Instrument ID..: I5		MDL.....: 4.5		

(Continued on next page)

Environmental Quality Mgt., Inc.

Client Sample ID: FWGLL2mw-DUP1-0601-GF

TOTAL Metals

Lot-Sample #...: A8A290102-009 **Matrix.....:** WG

PARAMETER	RESULT	REPORTING LIMIT	UNITS	METHOD	PREPARATION-ANALYSIS DATE	WORK ORDER #
Iron	**188**	**50.0**	**ug/L**	**SW846 6020**	**01/30-02/06/08**	**KF7W31A0**
		Dilution Factor: 1		Analysis Time..: 12:23	Analyst ID.....: 002260	
		Instrument ID..: I8		MDL.....: 26.0		
Potassium	**600 B,J**	**1000**	**ug/L**	**SW846 6010B**	**01/30-02/01/08**	**KF7W31AM**
		Dilution Factor: 1		Analysis Time..: 10:53	Analyst ID.....: 001644	
		Instrument ID..: I5		MDL.....: 72.0		
Magnesium	**12500**	**1000**	**ug/L**	**SW846 6010B**	**01/30-02/01/08**	**KF7W31AN**
		Dilution Factor: 1		Analysis Time..: 10:53	Analyst ID.....: 001644	
		Instrument ID..: I5		MDL.....: 34.0		
Manganese	**194**	**10.0**	**ug/L**	**SW846 6010B**	**01/30-02/01/08**	**KF7W31AP**
		Dilution Factor: 1		Analysis Time..: 10:53	Analyst ID.....: 001644	
		Instrument ID..: I5		MDL.....: 0.41		
Sodium	**3490**	**1000**	**ug/L**	**SW846 6010B**	**01/30-02/01/08**	**KF7W31AQ**
		Dilution Factor: 1		Analysis Time..: 10:53	Analyst ID.....: 001644	
		Instrument ID..: I5		MDL.....: 590		
Nickel	**11.3**	**10.0**	**ug/L**	**SW846 6010B**	**01/30-02/01/08**	**KF7W31AR**
		Dilution Factor: 1		Analysis Time..: 10:53	Analyst ID.....: 001644	
		Instrument ID..: I5		MDL.....: 3.2		
Lead	ND	3.0	ug/L	SW846 6010B	01/30-02/01/08	KF7W31AD
		Dilution Factor: 1		Analysis Time..: 10:53	Analyst ID.....: 001644	
		Instrument ID..: I5		MDL.....: 1.9		
Antimony	ND	2.0	ug/L	SW846 6020	01/30-02/06/08	KF7W31A1
		Dilution Factor: 1		Analysis Time..: 12:23	Analyst ID.....: 002260	
		Instrument ID..: I8		MDL.....: 0.13		
Selenium	ND	5.0	ug/L	SW846 6010B	01/30-02/01/08	KF7W31AE
		Dilution Factor: 1		Analysis Time..: 10:53	Analyst ID.....: 001644	
		Instrument ID..: I5		MDL.....: 4.1		
Thallium	ND	1.0	ug/L	SW846 6020	01/30-02/06/08	KF7W31AA
		Dilution Factor: 1		Analysis Time..: 12:23	Analyst ID.....: 002260	
		Instrument ID..: I8		MDL.....: 0.14		

(Continued on next page)

Environmental Quality Mgt., Inc.

Client Sample ID: FWGLL2mw-DUP1-0601-GF

TOTAL Metals

Lot-Sample #...: A8A290102-009 **Matrix.....:** WG

PARAMETER	RESULT	REPORTING LIMIT	UNITS	METHOD	PREPARATION-ANALYSIS DATE	WORK ORDER #
Vanadium	**2.2 B**	**10.0**	**ug/L**	**SW846 6010B**	**01/30-02/01/08**	**KF7W31AT**
		Dilution Factor: 1		Analysis Time..: 10:53	Analyst ID.....: 001644	
		Instrument ID..: I5		MDL.....: 0.64		
Zinc	**3.1 B**	**10.0**	**ug/L**	**SW846 6020**	**01/30-02/06/08**	**KF7W31A2**
		Dilution Factor: 1		Analysis Time..: 12:23	Analyst ID.....: 002260	
		Instrument ID..: I8		MDL.....: 2.3		
Mercury	ND	0.20	ug/L	SW846 7470A	01/30-01/31/08	KF7W31AU
		Dilution Factor: 1		Analysis Time..: 11:14	Analyst ID.....: 001086	
		Instrument ID..: H4		MDL.....: 0.12		

NOTE(S):

B Estimated result. Result is less than RL.

J Method blank contamination. The associated method blank contains the target analyte at a reportable level.

Environmental Quality Mgt., Inc.

Client Sample ID: FWGLL3mw-243C-0582-GF

TOTAL Metals

Lot-Sample #...: A8A290102-011 **Matrix.....:** WG
Date Sampled...: 01/28/08 15:00 **Date Received..:** 01/29/08

PARAMETER	RESULT	REPORTING LIMIT	UNITS	METHOD	PREPARATION-ANALYSIS DATE	WORK ORDER #
Prep Batch #...: 8030015						
Silver	ND	5.0	ug/L	SW846 6010B	01/30-02/01/08	KF7W51AF
		Dilution Factor: 1		Analysis Time..: 10:58	Analyst ID.....: 001644	
		Instrument ID..: I5		MDL.....: 2.2		
Aluminum	ND	50.0	ug/L	SW846 6020	01/30-02/06/08	KF7W51AV
		Dilution Factor: 1		Analysis Time..: 12:27	Analyst ID.....: 002260	
		Instrument ID..: I8		MDL.....: 19.0		
Arsenic	ND	5.0	ug/L	SW846 6010B	01/30-02/01/08	KF7W51AC
		Dilution Factor: 1		Analysis Time..: 10:58	Analyst ID.....: 001644	
		Instrument ID..: I5		MDL.....: 3.2		
Barium	**17.9**	**10.0**	**ug/L**	**SW846 6010B**	**01/30-02/01/08**	**KF7W51AG**
		Dilution Factor: 1		Analysis Time..: 10:58	Analyst ID.....: 001644	
		Instrument ID..: I5		MDL.....: 0.67		
Beryllium	ND	1.0	ug/L	SW846 6020	01/30-02/06/08	KF7W51AW
		Dilution Factor: 1		Analysis Time..: 12:27	Analyst ID.....: 002260	
		Instrument ID..: I8		MDL.....: 0.20		
Calcium	**17500**	**1000**	**ug/L**	**SW846 6010B**	**01/30-02/01/08**	**KF7W51AH**
		Dilution Factor: 1		Analysis Time..: 10:58	Analyst ID.....: 001644	
		Instrument ID..: I5		MDL.....: 130		
Cadmium	ND	0.50	ug/L	SW846 6020	01/30-02/06/08	KF7W51AX
		Dilution Factor: 1		Analysis Time..: 12:27	Analyst ID.....: 002260	
		Instrument ID..: I8		MDL.....: 0.13		
Cobalt	ND	5.0	ug/L	SW846 6010B	01/30-02/01/08	KF7W51AJ
		Dilution Factor: 1		Analysis Time..: 10:58	Analyst ID.....: 001644	
		Instrument ID..: I5		MDL.....: 1.7		
Chromium	ND	5.0	ug/L	SW846 6010B	01/30-02/01/08	KF7W51AK
		Dilution Factor: 1		Analysis Time..: 10:58	Analyst ID.....: 001644	
		Instrument ID..: I5		MDL.....: 2.2		
Copper	ND	5.0	ug/L	SW846 6010B	01/30-02/01/08	KF7W51AL
		Dilution Factor: 1		Analysis Time..: 10:58	Analyst ID.....: 001644	
		Instrument ID..: I5		MDL.....: 4.5		

(Continued on next page)

Environmental Quality Mgt., Inc.

Client Sample ID: FWGLL3mw-243C-0582-GF

TOTAL Metals

Lot-Sample #...: A8A290102-011 **Matrix.....:** WG

PARAMETER	RESULT	REPORTING LIMIT	UNITS	METHOD	PREPARATION-ANALYSIS DATE	WORK ORDER #
Iron	ND	50.0	ug/L	SW846 6020	01/30-02/06/08	KF7W51A0
		Dilution Factor: 1		Analysis Time..: 12:27	Analyst ID.....: 002260	
		Instrument ID..: I8		MDL.....: 26.0		
Potassium	**1290 J**	**1000**	**ug/L**	**SW846 6010B**	**01/30-02/01/08**	**KF7W51AM**
		Dilution Factor: 1		Analysis Time..: 10:58	Analyst ID.....: 001644	
		Instrument ID..: I5		MDL.....: 72.0		
Magnesium	**6750**	**1000**	**ug/L**	**SW846 6010B**	**01/30-02/01/08**	**KF7W51AN**
		Dilution Factor: 1		Analysis Time..: 10:58	Analyst ID.....: 001644	
		Instrument ID..: I5		MDL.....: 34.0		
Manganese	**1.1 B**	**10.0**	**ug/L**	**SW846 6010B**	**01/30-02/01/08**	**KF7W51AP**
		Dilution Factor: 1		Analysis Time..: 10:58	Analyst ID.....: 001644	
		Instrument ID..: I5		MDL.....: 0.41		
Sodium	**2960**	**1000**	**ug/L**	**SW846 6010B**	**01/30-02/01/08**	**KF7W51AQ**
		Dilution Factor: 1		Analysis Time..: 10:58	Analyst ID.....: 001644	
		Instrument ID..: I5		MDL.....: 590		
Nickel	ND	10.0	ug/L	SW846 6010B	01/30-02/01/08	KF7W51AR
		Dilution Factor: 1		Analysis Time..: 10:58	Analyst ID.....: 001644	
		Instrument ID..: I5		MDL.....: 3.2		
Lead	ND	3.0	ug/L	SW846 6010B	01/30-02/01/08	KF7W51AD
		Dilution Factor: 1		Analysis Time..: 10:58	Analyst ID.....: 001644	
		Instrument ID..: I5		MDL.....: 1.9		
Antimony	**0.40 B**	**2.0**	**ug/L**	**SW846 6020**	**01/30-02/06/08**	**KF7W51A1**
		Dilution Factor: 1		Analysis Time..: 12:27	Analyst ID.....: 002260	
		Instrument ID..: I8		MDL.....: 0.13		
Selenium	ND	5.0	ug/L	SW846 6010B	01/30-02/01/08	KF7W51AE
		Dilution Factor: 1		Analysis Time..: 10:58	Analyst ID.....: 001644	
		Instrument ID..: I5		MDL.....: 4.1		
Thallium	ND	1.0	ug/L	SW846 6020	01/30-02/06/08	KF7W51AA
		Dilution Factor: 1		Analysis Time..: 12:27	Analyst ID.....: 002260	
		Instrument ID..: I8		MDL.....: 0.14		

(Continued on next page)

Environmental Quality Mgt., Inc.

Client Sample ID: FWGLL3mw-243C-0582-GF

TOTAL Metals

Lot-Sample #...: A8A290102-011 **Matrix.....:** WG

PARAMETER	RESULT	REPORTING LIMIT	UNITS	METHOD	PREPARATION-ANALYSIS DATE	WORK ORDER #
Vanadium	ND	10.0	ug/L	SW846 6010B	01/30-02/01/08	KF7W51AT
		Dilution Factor: 1		Analysis Time..: 10:58	Analyst ID.....: 001644	
		Instrument ID..: I5		MDL.....: 0.64		
Zinc	**5.3 B**	**10.0**	**ug/L**	**SW846 6020**	**01/30-02/06/08**	**KF7W51A2**
		Dilution Factor: 1		Analysis Time..: 12:27	Analyst ID.....: 002260	
		Instrument ID..: I8		MDL.....: 2.3		
Mercury	ND	0.20	ug/L	SW846 7470A	01/30-01/31/08	KF7W51AU
		Dilution Factor: 1		Analysis Time..: 11:15	Analyst ID.....: 001086	
		Instrument ID..: H4		MDL.....: 0.12		

NOTE(S):

J Method blank contamination. The associated method blank contains the target analyte at a reportable level.

B Estimated result. Result is less than RL.

Environmental Quality Mgt., Inc.

Client Sample ID: FWGEQUIPRINSE1-0609-GW

TOTAL Metals

Lot-Sample #...: A8A290102-012 **Matrix.....:** WQ
Date Sampled...: 01/28/08 11:24 **Date Received..:** 01/29/08

PARAMETER	RESULT	REPORTING LIMIT	UNITS	METHOD	PREPARATION-ANALYSIS DATE	WORK ORDER #
Prep Batch #...: 8030015						
Silver	ND	5.0	ug/L	SW846 6010B	01/30-02/01/08	KF7W71AL
		Dilution Factor: 1		Analysis Time..: 11:03	Analyst ID.....: 001644	
		Instrument ID..: I5		MDL.....: 2.2		
Aluminum	ND	50.0	ug/L	SW846 6020	01/30-02/06/08	KF7W71A2
		Dilution Factor: 1		Analysis Time..: 12:31	Analyst ID.....: 002260	
		Instrument ID..: I8		MDL.....: 19.0		
Arsenic	ND	5.0	ug/L	SW846 6010B	01/30-02/01/08	KF7W71AH
		Dilution Factor: 1		Analysis Time..: 11:03	Analyst ID.....: 001644	
		Instrument ID..: I5		MDL.....: 3.2		
Barium	ND	10.0	ug/L	SW846 6010B	01/30-02/01/08	KF7W71AM
		Dilution Factor: 1		Analysis Time..: 11:03	Analyst ID.....: 001644	
		Instrument ID..: I5		MDL.....: 0.67		
Beryllium	ND	1.0	ug/L	SW846 6020	01/30-02/06/08	KF7W71A3
		Dilution Factor: 1		Analysis Time..: 12:31	Analyst ID.....: 002260	
		Instrument ID..: I8		MDL.....: 0.20		
Calcium	ND	1000	ug/L	SW846 6010B	01/30-02/01/08	KF7W71AN
		Dilution Factor: 1		Analysis Time..: 11:03	Analyst ID.....: 001644	
		Instrument ID..: I5		MDL.....: 130		
Cadmium	ND	0.50	ug/L	SW846 6020	01/30-02/06/08	KF7W71A4
		Dilution Factor: 1		Analysis Time..: 12:31	Analyst ID.....: 002260	
		Instrument ID..: I8		MDL.....: 0.13		
Cobalt	ND	5.0	ug/L	SW846 6010B	01/30-02/01/08	KF7W71AP
		Dilution Factor: 1		Analysis Time..: 11:03	Analyst ID.....: 001644	
		Instrument ID..: I5		MDL.....: 1.7		
Chromium	ND	5.0	ug/L	SW846 6010B	01/30-02/01/08	KF7W71AQ
		Dilution Factor: 1		Analysis Time..: 11:03	Analyst ID.....: 001644	
		Instrument ID..: I5		MDL.....: 2.2		
Copper	ND	5.0	ug/L	SW846 6010B	01/30-02/01/08	KF7W71AR
		Dilution Factor: 1		Analysis Time..: 11:03	Analyst ID.....: 001644	
		Instrument ID..: I5		MDL.....: 4.5		

(Continued on next page)

Environmental Quality Mgt., Inc.

Client Sample ID: FWGEQUIPRINSE1-0609-GW

TOTAL Metals

Lot-Sample #...: A8A290102-012 **Matrix.....:** WQ

PARAMETER	RESULT	REPORTING LIMIT	UNITS	METHOD	PREPARATION-ANALYSIS DATE	WORK ORDER #
Iron	ND	50.0	ug/L	SW846 6020	01/30-02/06/08	KF7W71A5
		Dilution Factor: 1		Analysis Time..: 12:31	Analyst ID.....: 002260	
		Instrument ID..: I8		MDL.....: 26.0		
Potassium	**148 B,J**	**1000**	**ug/L**	**SW846 6010B**	**01/30-02/01/08**	**KF7W71AT**
		Dilution Factor: 1		Analysis Time..: 11:03	Analyst ID.....: 001644	
		Instrument ID..: I5		MDL.....: 72.0		
Magnesium	ND	1000	ug/L	SW846 6010B	01/30-02/01/08	KF7W71AU
		Dilution Factor: 1		Analysis Time..: 11:03	Analyst ID.....: 001644	
		Instrument ID..: I5		MDL.....: 34.0		
Manganese	ND	10.0	ug/L	SW846 6010B	01/30-02/01/08	KF7W71AV
		Dilution Factor: 1		Analysis Time..: 11:03	Analyst ID.....: 001644	
		Instrument ID..: I5		MDL.....: 0.41		
Sodium	ND	1000	ug/L	SW846 6010B	01/30-02/01/08	KF7W71AW
		Dilution Factor: 1		Analysis Time..: 11:03	Analyst ID.....: 001644	
		Instrument ID..: I5		MDL.....: 590		
Nickel	ND	10.0	ug/L	SW846 6010B	01/30-02/01/08	KF7W71AX
		Dilution Factor: 1		Analysis Time..: 11:03	Analyst ID.....: 001644	
		Instrument ID..: I5		MDL.....: 3.2		
Lead	ND	3.0	ug/L	SW846 6010B	01/30-02/01/08	KF7W71AJ
		Dilution Factor: 1		Analysis Time..: 11:03	Analyst ID.....: 001644	
		Instrument ID..: I5		MDL.....: 1.9		
Antimony	ND	2.0	ug/L	SW846 6020	01/30-02/06/08	KF7W71A6
		Dilution Factor: 1		Analysis Time..: 12:31	Analyst ID.....: 002260	
		Instrument ID..: I8		MDL.....: 0.13		
Selenium	ND	5.0	ug/L	SW846 6010B	01/30-02/01/08	KF7W71AK
		Dilution Factor: 1		Analysis Time..: 11:03	Analyst ID.....: 001644	
		Instrument ID..: I5		MDL.....: 4.1		
Thallium	ND	1.0	ug/L	SW846 6020	01/30-02/06/08	KF7W71A8
		Dilution Factor: 1		Analysis Time..: 12:31	Analyst ID.....: 002260	
		Instrument ID..: I8		MDL.....: 0.14		

(Continued on next page)

Environmental Quality Mgt., Inc.

Client Sample ID: FWGEQUIPRINSE1-0609-GW

TOTAL Metals

Lot-Sample #...: A8A290102-012 **Matrix.....:** WQ

PARAMETER	RESULT	REPORTING LIMIT	UNITS	METHOD	PREPARATION-ANALYSIS DATE	WORK ORDER #
Vanadium	ND	10.0	ug/L	SW846 6010B	01/30-02/01/08	KF7W71A0
		Dilution Factor: 1		Analysis Time..: 11:03	Analyst ID.....: 001644	
		Instrument ID..: I5		MDL.....: 0.64		
Zinc	ND	10.0	ug/L	SW846 6020	01/30-02/06/08	KF7W71A7
		Dilution Factor: 1		Analysis Time..: 12:31	Analyst ID.....: 002260	
		Instrument ID..: I8		MDL.....: 2.3		
Mercury	ND	0.20	ug/L	SW846 7470A	01/30-01/31/08	KF7W71A1
		Dilution Factor: 1		Analysis Time..: 11:17	Analyst ID.....: 001086	
		Instrument ID..: H4		MDL.....: 0.12		

NOTE(S):

B Estimated result. Result is less than RL.

J Method blank contamination. The associated method blank contains the target analyte at a reportable level.

Environmental Quality Mgt., Inc.

Client Sample ID: FWGLL1mw-079C-0568-GF

TOTAL Metals

Lot-Sample #...: A8A290102-014 **Matrix.....:** WG
Date Sampled...: 01/28/08 13:30 **Date Received..:** 01/29/08

PARAMETER	RESULT	REPORTING LIMIT	UNITS	METHOD	PREPARATION-ANALYSIS DATE	WORK ORDER #
Prep Batch #...: 8030015						
Silver	ND	5.0	ug/L	SW846 6010B	01/30-02/01/08	KF7XC1AF
		Dilution Factor: 1		Analysis Time..: 11:08	Analyst ID.....: 001644	
		Instrument ID..: I5		MDL.....: 2.2		
Aluminum	ND	50.0	ug/L	SW846 6020	01/30-02/06/08	KF7XC1AV
		Dilution Factor: 1		Analysis Time..: 12:35	Analyst ID.....: 002260	
		Instrument ID..: I8		MDL.....: 19.0		
Arsenic	ND	5.0	ug/L	SW846 6010B	01/30-02/01/08	KF7XC1AC
		Dilution Factor: 1		Analysis Time..: 11:08	Analyst ID.....: 001644	
		Instrument ID..: I5		MDL.....: 3.2		
Barium	**5.4 B**	**10.0**	**ug/L**	**SW846 6010B**	**01/30-02/01/08**	**KF7XC1AG**
		Dilution Factor: 1		Analysis Time..: 11:08	Analyst ID.....: 001644	
		Instrument ID..: I5		MDL.....: 0.67		
Beryllium	ND	1.0	ug/L	SW846 6020	01/30-02/06/08	KF7XC1AW
		Dilution Factor: 1		Analysis Time..: 12:35	Analyst ID.....: 002260	
		Instrument ID..: I8		MDL.....: 0.20		
Calcium	**23900**	**1000**	**ug/L**	**SW846 6010B**	**01/30-02/01/08**	**KF7XC1AH**
		Dilution Factor: 1		Analysis Time..: 11:08	Analyst ID.....: 001644	
		Instrument ID..: I5		MDL.....: 130		
Cadmium	**0.21 B**	**0.50**	**ug/L**	**SW846 6020**	**01/30-02/06/08**	**KF7XC1AX**
		Dilution Factor: 1		Analysis Time..: 12:35	Analyst ID.....: 002260	
		Instrument ID..: I8		MDL.....: 0.13		
Cobalt	ND	5.0	ug/L	SW846 6010B	01/30-02/01/08	KF7XC1AJ
		Dilution Factor: 1		Analysis Time..: 11:08	Analyst ID.....: 001644	
		Instrument ID..: I5		MDL.....: 1.7		
Chromium	ND	5.0	ug/L	SW846 6010B	01/30-02/01/08	KF7XC1AK
		Dilution Factor: 1		Analysis Time..: 11:08	Analyst ID.....: 001644	
		Instrument ID..: I5		MDL.....: 2.2		
Copper	ND	5.0	ug/L	SW846 6010B	01/30-02/01/08	KF7XC1AL
		Dilution Factor: 1		Analysis Time..: 11:08	Analyst ID.....: 001644	
		Instrument ID..: I5		MDL.....: 4.5		

(Continued on next page)

Environmental Quality Mgt., Inc.

Client Sample ID: FWGLL1mw-079C-0568-GF

TOTAL Metals

Lot-Sample #...: A8A290102-014 **Matrix.....:** WG

PARAMETER	RESULT	REPORTING LIMIT	UNITS	METHOD	PREPARATION-ANALYSIS DATE	WORK ORDER #
Iron	ND	50.0	ug/L	SW846 6020	01/30-02/06/08	KF7XC1A0
		Dilution Factor: 1		Analysis Time..: 12:35	Analyst ID.....: 002260	
		Instrument ID..: I8		MDL.....: 26.0		
Potassium	**3330 J**	**1000**	**ug/L**	**SW846 6010B**	**01/30-02/01/08**	**KF7XC1AM**
		Dilution Factor: 1		Analysis Time..: 11:08	Analyst ID.....: 001644	
		Instrument ID..: I5		MDL.....: 72.0		
Magnesium	**12800**	**1000**	**ug/L**	**SW846 6010B**	**01/30-02/01/08**	**KF7XC1AN**
		Dilution Factor: 1		Analysis Time..: 11:08	Analyst ID.....: 001644	
		Instrument ID..: I5		MDL.....: 34.0		
Manganese	**13.3**	**10.0**	**ug/L**	**SW846 6010B**	**01/30-02/01/08**	**KF7XC1AP**
		Dilution Factor: 1		Analysis Time..: 11:08	Analyst ID.....: 001644	
		Instrument ID..: I5		MDL.....: 0.41		
Sodium	**9170**	**1000**	**ug/L**	**SW846 6010B**	**01/30-02/01/08**	**KF7XC1AQ**
		Dilution Factor: 1		Analysis Time..: 11:08	Analyst ID.....: 001644	
		Instrument ID..: I5		MDL.....: 590		
Nickel	**12.8**	**10.0**	**ug/L**	**SW846 6010B**	**01/30-02/01/08**	**KF7XC1AR**
		Dilution Factor: 1		Analysis Time..: 11:08	Analyst ID.....: 001644	
		Instrument ID..: I5		MDL.....: 3.2		
Lead	ND	3.0	ug/L	SW846 6010B	01/30-02/01/08	KF7XC1AD
		Dilution Factor: 1		Analysis Time..: 11:08	Analyst ID.....: 001644	
		Instrument ID..: I5		MDL.....: 1.9		
Antimony	ND	2.0	ug/L	SW846 6020	01/30-02/06/08	KF7XC1A1
		Dilution Factor: 1		Analysis Time..: 12:35	Analyst ID.....: 002260	
		Instrument ID..: I8		MDL.....: 0.13		
Selenium	ND	5.0	ug/L	SW846 6010B	01/30-02/01/08	KF7XC1AE
		Dilution Factor: 1		Analysis Time..: 11:08	Analyst ID.....: 001644	
		Instrument ID..: I5		MDL.....: 4.1		
Thallium	ND	1.0	ug/L	SW846 6020	01/30-02/06/08	KF7XC1AA
		Dilution Factor: 1		Analysis Time..: 12:35	Analyst ID.....: 002260	
		Instrument ID..: I8		MDL.....: 0.14		

(Continued on next page)

Environmental Quality Mgt., Inc.

Client Sample ID: FWGLL1mw-079C-0568-GF

TOTAL Metals

Lot-Sample #...: A8A290102-014 **Matrix.....:** WG

PARAMETER	RESULT	REPORTING LIMIT	UNITS	METHOD	PREPARATION-ANALYSIS DATE	WORK ORDER #
Vanadium	ND	10.0	ug/L	SW846 6010B	01/30-02/01/08	KF7XC1AT
		Dilution Factor: 1		Analysis Time..: 11:08	Analyst ID.....: 001644	
		Instrument ID..: I5		MDL.....: 0.64		
Zinc	**48.9**	**10.0**	**ug/L**	**SW846 6020**	**01/30-02/06/08**	**KF7XC1A2**
		Dilution Factor: 1		Analysis Time..: 12:35	Analyst ID.....: 002260	
		Instrument ID..: I8		MDL.....: 2.3		
Mercury	ND	0.20	ug/L	SW846 7470A	01/30-01/31/08	KF7XC1AU
		Dilution Factor: 1		Analysis Time..: 11:24	Analyst ID.....: 001086	
		Instrument ID..: H4		MDL.....: 0.12		

NOTE(S):

B Estimated result. Result is less than RL.

J Method blank contamination. *The associated method blank contains the target analyte at a reportable level.*

Environmental Quality Mgt., Inc.

Client Sample ID: FWGLL1mw-065C-0567-GF

TOTAL Metals

Lot-Sample #...: A8A290102-017 **Matrix.....:** WG
Date Sampled...: 01/28/08 17:15 **Date Received..:** 01/29/08

PARAMETER	RESULT	REPORTING LIMIT	UNITS	METHOD	PREPARATION-ANALYSIS DATE	WORK ORDER #
Prep Batch #...: 8030015						
Silver	ND	5.0	ug/L	SW846 6010B	01/30-02/01/08	KF7XF1AF
		Dilution Factor: 1		Analysis Time..: 11:13	Analyst ID.....: 001644	
		Instrument ID..: I5		MDL.....: 2.2		
Aluminum	ND	50.0	ug/L	SW846 6020	01/30-02/06/08	KF7XF1AV
		Dilution Factor: 1		Analysis Time..: 12:50	Analyst ID.....: 002260	
		Instrument ID..: I8		MDL.....: 19.0		
Arsenic	ND	5.0	ug/L	SW846 6010B	01/30-02/01/08	KF7XF1AC
		Dilution Factor: 1		Analysis Time..: 11:13	Analyst ID.....: 001644	
		Instrument ID..: I5		MDL.....: 3.2		
Barium	**58.6**	**10.0**	**ug/L**	**SW846 6010B**	**01/30-02/01/08**	**KF7XF1AG**
		Dilution Factor: 1		Analysis Time..: 11:13	Analyst ID.....: 001644	
		Instrument ID..: I5		MDL.....: 0.67		
Beryllium	ND	1.0	ug/L	SW846 6020	01/30-02/06/08	KF7XF1AW
		Dilution Factor: 1		Analysis Time..: 12:50	Analyst ID.....: 002260	
		Instrument ID..: I8		MDL.....: 0.20		
Calcium	**84300**	**1000**	**ug/L**	**SW846 6010B**	**01/30-02/01/08**	**KF7XF1AH**
		Dilution Factor: 1		Analysis Time..: 11:13	Analyst ID.....: 001644	
		Instrument ID..: I5		MDL.....: 130		
Cadmium	ND	0.50	ug/L	SW846 6020	01/30-02/06/08	KF7XF1AX
		Dilution Factor: 1		Analysis Time..: 12:50	Analyst ID.....: 002260	
		Instrument ID..: I8		MDL.....: 0.13		
Cobalt	ND	5.0	ug/L	SW846 6010B	01/30-02/01/08	KF7XF1AJ
		Dilution Factor: 1		Analysis Time..: 11:13	Analyst ID.....: 001644	
		Instrument ID..: I5		MDL.....: 1.7		
Chromium	ND	5.0	ug/L	SW846 6010B	01/30-02/01/08	KF7XF1AK
		Dilution Factor: 1		Analysis Time..: 11:13	Analyst ID.....: 001644	
		Instrument ID..: I5		MDL.....: 2.2		
Copper	ND	5.0	ug/L	SW846 6010B	01/30-02/01/08	KF7XF1AL
		Dilution Factor: 1		Analysis Time..: 11:13	Analyst ID.....: 001644	
		Instrument ID..: I5		MDL.....: 4.5		

(Continued on next page)

Environmental Quality Mgt., Inc.

Client Sample ID: FWGLL1mw-065C-0567-GF

TOTAL Metals

Lot-Sample #...: A8A290102-017 Matrix.....: WG

PARAMETER	RESULT	REPORTING LIMIT	UNITS	METHOD	PREPARATION-ANALYSIS DATE	WORK ORDER #
Iron	**116**	**50.0**	**ug/L**	**SW846 6020**	**01/30-02/06/08**	**KF7XF1A0**
		Dilution Factor: 1		Analysis Time..: 12:50	Analyst ID.....: 002260	
		Instrument ID..: I8		MDL.....: 26.0		
Potassium	**1140 J**	**1000**	**ug/L**	**SW846 6010B**	**01/30-02/01/08**	**KF7XF1AM**
		Dilution Factor: 1		Analysis Time..: 11:13	Analyst ID.....: 001644	
		Instrument ID..: I5		MDL.....: 72.0		
Magnesium	**21000**	**1000**	**ug/L**	**SW846 6010B**	**01/30-02/01/08**	**KF7XF1AN**
		Dilution Factor: 1		Analysis Time..: 11:13	Analyst ID.....: 001644	
		Instrument ID..: I5		MDL.....: 34.0		
Manganese	**185**	**10.0**	**ug/L**	**SW846 6010B**	**01/30-02/01/08**	**KF7XF1AP**
		Dilution Factor: 1		Analysis Time..: 11:13	Analyst ID.....: 001644	
		Instrument ID..: I5		MDL.....: 0.41		
Sodium	**11500**	**1000**	**ug/L**	**SW846 6010B**	**01/30-02/01/08**	**KF7XF1AQ**
		Dilution Factor: 1		Analysis Time..: 11:13	Analyst ID.....: 001644	
		Instrument ID..: I5		MDL.....: 590		
Nickel	ND	10.0	ug/L	SW846 6010B	01/30-02/01/08	KF7XF1AR
		Dilution Factor: 1		Analysis Time..: 11:13	Analyst ID.....: 001644	
		Instrument ID..: I5		MDL.....: 3.2		
Lead	ND	3.0	ug/L	SW846 6010B	01/30-02/01/08	KF7XF1AD
		Dilution Factor: 1		Analysis Time..: 11:13	Analyst ID.....: 001644	
		Instrument ID..: I5		MDL.....: 1.9		
Antimony	ND	2.0	ug/L	SW846 6020	01/30-02/06/08	KF7XF1A1
		Dilution Factor: 1		Analysis Time..: 12:50	Analyst ID.....: 002260	
		Instrument ID..: I8		MDL.....: 0.13		
Selenium	ND	5.0	ug/L	SW846 6010B	01/30-02/01/08	KF7XF1AE
		Dilution Factor: 1		Analysis Time..: 11:13	Analyst ID.....: 001644	
		Instrument ID..: I5		MDL.....: 4.1		
Thallium	ND	1.0	ug/L	SW846 6020	01/30-02/06/08	KF7XF1AA
		Dilution Factor: 1		Analysis Time..: 12:50	Analyst ID.....: 002260	
		Instrument ID..: I8		MDL.....: 0.14		

(Continued on next page)

Environmental Quality Mgt., Inc.

Client Sample ID: FWGLL1mw-065C-0567-GF

TOTAL Metals

Lot-Sample #...: A8A290102-017 **Matrix.....:** WG

PARAMETER	RESULT	REPORTING LIMIT	UNITS	METHOD	PREPARATION-ANALYSIS DATE	WORK ORDER #
Vanadium	ND	10.0	ug/L	SW846 6010B	01/30-02/01/08	KF7XF1AT
		Dilution Factor: 1		Analysis Time..: 11:13	Analyst ID.....: 001644	
		Instrument ID..: I5		MDL.....: 0.64		
Zinc	**2.5 B**	**10.0**	**ug/L**	**SW846 6020**	**01/30-02/06/08**	**KF7XF1A2**
		Dilution Factor: 1		Analysis Time..: 12:50	Analyst ID.....: 002260	
		Instrument ID..: I8		MDL.....: 2.3		
Mercury	ND	0.20	ug/L	SW846 7470A	01/30-01/31/08	KF7XF1AU
		Dilution Factor: 1		Analysis Time..: 11:25	Analyst ID.....: 001086	
		Instrument ID..: H4		MDL.....: 0.12		

NOTE(S):

J Method blank contamination. The associated method blank contains the target analyte at a reportable level.

B Estimated result. Result is less than RL.

Environmental Quality Mgt., Inc.

Client Sample ID: FWGLL2mw-270C-0574-GF

TOTAL Metals

Lot-Sample #...: A8A290102-019 Matrix.....: WG
Date Sampled...: 01/28/08 10:50 Date Received..: 01/29/08

PARAMETER	RESULT	REPORTING LIMIT	UNITS	METHOD	PREPARATION-ANALYSIS DATE	WORK ORDER #
Prep Batch #...: 8030015						
Silver	ND	5.0	ug/L	SW846 6010B	01/30-02/01/08	KF7XJ1AF
		Dilution Factor: 1		Analysis Time..: 11:34	Analyst ID.....: 001644	
		Instrument ID..: I5		MDL.....: 2.2		
Aluminum	ND	50.0	ug/L	SW846 6020	01/30-02/06/08	KF7XJ1AV
		Dilution Factor: 1		Analysis Time..: 12:54	Analyst ID.....: 002260	
		Instrument ID..: I8		MDL.....: 19.0		
Arsenic	ND	5.0	ug/L	SW846 6010B	01/30-02/01/08	KF7XJ1AC
		Dilution Factor: 1		Analysis Time..: 11:34	Analyst ID.....: 001644	
		Instrument ID..: I5		MDL.....: 3.2		
Barium	**19.5**	**10.0**	**ug/L**	**SW846 6010B**	**01/30-02/01/08**	**KF7XJ1AG**
		Dilution Factor: 1		Analysis Time..: 11:34	Analyst ID.....: 001644	
		Instrument ID..: I5		MDL.....: 0.67		
Beryllium	ND	1.0	ug/L	SW846 6020	01/30-02/06/08	KF7XJ1AW
		Dilution Factor: 1		Analysis Time..: 12:54	Analyst ID.....: 002260	
		Instrument ID..: I8		MDL.....: 0.20		
Calcium	**49400**	**1000**	**ug/L**	**SW846 6010B**	**01/30-02/01/08**	**KF7XJ1AH**
		Dilution Factor: 1		Analysis Time..: 11:34	Analyst ID.....: 001644	
		Instrument ID..: I5		MDL.....: 130		
Cadmium	ND	0.50	ug/L	SW846 6020	01/30-02/06/08	KF7XJ1AX
		Dilution Factor: 1		Analysis Time..: 12:54	Analyst ID.....: 002260	
		Instrument ID..: I8		MDL.....: 0.13		
Cobalt	**13.5**	**5.0**	**ug/L**	**SW846 6010B**	**01/30-02/01/08**	**KF7XJ1AJ**
		Dilution Factor: 1		Analysis Time..: 11:34	Analyst ID.....: 001644	
		Instrument ID..: I5		MDL.....: 1.7		
Chromium	ND	5.0	ug/L	SW846 6010B	01/30-02/01/08	KF7XJ1AK
		Dilution Factor: 1		Analysis Time..: 11:34	Analyst ID.....: 001644	
		Instrument ID..: I5		MDL.....: 2.2		
Copper	ND	5.0	ug/L	SW846 6010B	01/30-02/01/08	KF7XJ1AL
		Dilution Factor: 1		Analysis Time..: 11:34	Analyst ID.....: 001644	
		Instrument ID..: I5		MDL.....: 4.5		

(Continued on next page)

Environmental Quality Mgt., Inc.

Client Sample ID: FWGLL2mw-270C-0574-GF

TOTAL Metals

Lot-Sample #...: A8A290102-019 Matrix.....: WG

PARAMETER	RESULT	REPORTING LIMIT	UNITS	METHOD	PREPARATION-ANALYSIS DATE	WORK ORDER #
Iron	4420	50.0	ug/L	SW846 6020	01/30-02/06/08	KF7XJ1A0
		Dilution Factor: 1		Analysis Time..: 12:54	Analyst ID.....: 002260	
		Instrument ID..: I8		MDL.....: 26.0		
Potassium	1430 J	1000	ug/L	SW846 6010B	01/30-02/01/08	KF7XJ1AM
		Dilution Factor: 1		Analysis Time..: 11:34	Analyst ID.....: 001644	
		Instrument ID..: I5		MDL.....: 72.0		
Magnesium	18600	1000	ug/L	SW846 6010B	01/30-02/01/08	KF7XJ1AN
		Dilution Factor: 1		Analysis Time..: 11:34	Analyst ID.....: 001644	
		Instrument ID..: I5		MDL.....: 34.0		
Manganese	1160	10.0	ug/L	SW846 6010B	01/30-02/01/08	KF7XJ1AP
		Dilution Factor: 1		Analysis Time..: 11:34	Analyst ID.....: 001644	
		Instrument ID..: I5		MDL.....: 0.41		
Sodium	3750	1000	ug/L	SW846 6010B	01/30-02/01/08	KF7XJ1AQ
		Dilution Factor: 1		Analysis Time..: 11:34	Analyst ID.....: 001644	
		Instrument ID..: I5		MDL.....: 590		
Nickel	25.6	10.0	ug/L	SW846 6010B	01/30-02/01/08	KF7XJ1AR
		Dilution Factor: 1		Analysis Time..: 11:34	Analyst ID.....: 001644	
		Instrument ID..: I5		MDL.....: 3.2		
Lead	ND	3.0	ug/L	SW846 6010B	01/30-02/01/08	KF7XJ1AD
		Dilution Factor: 1		Analysis Time..: 11:34	Analyst ID.....: 001644	
		Instrument ID..: I5		MDL.....: 1.9		
Antimony	ND	2.0	ug/L	SW846 6020	01/30-02/06/08	KF7XJ1A1
		Dilution Factor: 1		Analysis Time..: 12:54	Analyst ID.....: 002260	
		Instrument ID..: I8		MDL.....: 0.13		
Selenium	ND	5.0	ug/L	SW846 6010B	01/30-02/01/08	KF7XJ1AE
		Dilution Factor: 1		Analysis Time..: 11:34	Analyst ID.....: 001644	
		Instrument ID..: I5		MDL.....: 4.1		
Thallium	ND	1.0	ug/L	SW846 6020	01/30-02/06/08	KF7XJ1AA
		Dilution Factor: 1		Analysis Time..: 12:54	Analyst ID.....: 002260	
		Instrument ID..: I8		MDL.....: 0.14		

(Continued on next page)

Environmental Quality Mgt., Inc.

Client Sample ID: FWGLL2mw-270C-0574-GF

TOTAL Metals

Lot-Sample #...: A8A290102-019 Matrix.....: WG

PARAMETER	RESULT	REPORTING LIMIT	UNITS	METHOD	PREPARATION-ANALYSIS DATE	WORK ORDER #
Vanadium	ND	10.0	ug/L	SW846 6010B	01/30-02/01/08	KF7XJ1AT
		Dilution Factor: 1		Analysis Time..: 11:34	Analyst ID.....: 001644	
		Instrument ID..: I5		MDL.....: 0.64		
Zinc	12.6	10.0	ug/L	SW846 6020	01/30-02/06/08	KF7XJ1A2
		Dilution Factor: 1		Analysis Time..: 12:54	Analyst ID.....: 002260	
		Instrument ID..: I8		MDL.....: 2.3		
Mercury	ND	0.20	ug/L	SW846 7470A	01/30-01/31/08	KF7XJ1AU
		Dilution Factor: 1		Analysis Time..: 11:26	Analyst ID.....: 001086	
		Instrument ID..: H4		MDL.....: 0.12		

NOTE(S):

J Method blank contamination. The associated method blank contains the target analyte at a reportable level.

Environmental Quality Mgt., Inc.

Client Sample ID: FWGLL2mw-268C-0573-GF

TOTAL Metals

Lot-Sample #...: A8A290102-021 **Matrix.....:** WG
Date Sampled...: 01/28/08 12:30 **Date Received..:** 01/29/08

PARAMETER	RESULT	REPORTING LIMIT	UNITS	METHOD	PREPARATION-ANALYSIS DATE	WORK ORDER #
Prep Batch #...: 8030015						
Silver	ND	5.0	ug/L	SW846 6010B	01/30-02/01/08	KF7XN1AF
		Dilution Factor: 1		Analysis Time..: 11:39	Analyst ID.....: 001644	
		Instrument ID..: I5		MDL.....: 2.2		
Aluminum	ND	50.0	ug/L	SW846 6020	01/30-02/06/08	KF7XN1AV
		Dilution Factor: 1		Analysis Time..: 12:58	Analyst ID.....: 002260	
		Instrument ID..: I8		MDL.....: 19.0		
Arsenic	ND	5.0	ug/L	SW846 6010B	01/30-02/01/08	KF7XN1AC
		Dilution Factor: 1		Analysis Time..: 11:39	Analyst ID.....: 001644	
		Instrument ID..: I5		MDL.....: 3.2		
Barium	**37.9**	**10.0**	**ug/L**	**SW846 6010B**	**01/30-02/01/08**	**KF7XN1AG**
		Dilution Factor: 1		Analysis Time..: 11:39	Analyst ID.....: 001644	
		Instrument ID..: I5		MDL.....: 0.67		
Beryllium	ND	1.0	ug/L	SW846 6020	01/30-02/06/08	KF7XN1AW
		Dilution Factor: 1		Analysis Time..: 12:58	Analyst ID.....: 002260	
		Instrument ID..: I8		MDL.....: 0.20		
Calcium	**58000**	**1000**	**ug/L**	**SW846 6010B**	**01/30-02/01/08**	**KF7XN1AH**
		Dilution Factor: 1		Analysis Time..: 11:39	Analyst ID.....: 001644	
		Instrument ID..: I5		MDL.....: 130		
Cadmium	ND	0.50	ug/L	SW846 6020	01/30-02/06/08	KF7XN1AX
		Dilution Factor: 1		Analysis Time..: 12:58	Analyst ID.....: 002260	
		Instrument ID..: I8		MDL.....: 0.13		
Cobalt	ND	5.0	ug/L	SW846 6010B	01/30-02/01/08	KF7XN1AJ
		Dilution Factor: 1		Analysis Time..: 11:39	Analyst ID.....: 001644	
		Instrument ID..: I5		MDL.....: 1.7		
Chromium	ND	5.0	ug/L	SW846 6010B	01/30-02/01/08	KF7XN1AK
		Dilution Factor: 1		Analysis Time..: 11:39	Analyst ID.....: 001644	
		Instrument ID..: I5		MDL.....: 2.2		
Copper	ND	5.0	ug/L	SW846 6010B	01/30-02/01/08	KF7XN1AL
		Dilution Factor: 1		Analysis Time..: 11:39	Analyst ID.....: 001644	
		Instrument ID..: I5		MDL.....: 4.5		

(Continued on next page)

Environmental Quality Mgt., Inc.

Client Sample ID: FWGLL2mw-268C-0573-GF

TOTAL Metals

Lot-Sample #...: A8A290102-021 **Matrix.....:** WG

PARAMETER	RESULT	REPORTING LIMIT	UNITS	METHOD	PREPARATION-ANALYSIS DATE	WORK ORDER #
Iron	**2500**	**50.0**	**ug/L**	**SW846 6020**	**01/30-02/06/08**	**KF7XN1A0**
		Dilution Factor: 1		Analysis Time..: 12:58	Analyst ID.....: 002260	
		Instrument ID..: I8		MDL.....: 26.0		
Potassium	**1600 J**	**1000**	**ug/L**	**SW846 6010B**	**01/30-02/01/08**	**KF7XN1AM**
		Dilution Factor: 1		Analysis Time..: 11:39	Analyst ID.....: 001644	
		Instrument ID..: I5		MDL.....: 72.0		
Magnesium	**23900**	**1000**	**ug/L**	**SW846 6010B**	**01/30-02/01/08**	**KF7XN1AN**
		Dilution Factor: 1		Analysis Time..: 11:39	Analyst ID.....: 001644	
		Instrument ID..: I5		MDL.....: 34.0		
Manganese	**362**	**10.0**	**ug/L**	**SW846 6010B**	**01/30-02/01/08**	**KF7XN1AP**
		Dilution Factor: 1		Analysis Time..: 11:39	Analyst ID.....: 001644	
		Instrument ID..: I5		MDL.....: 0.41		
Sodium	**11200**	**1000**	**ug/L**	**SW846 6010B**	**01/30-02/01/08**	**KF7XN1AQ**
		Dilution Factor: 1		Analysis Time..: 11:39	Analyst ID.....: 001644	
		Instrument ID..: I5		MDL.....: 590		
Nickel	ND	10.0	ug/L	SW846 6010B	01/30-02/01/08	KF7XN1AR
		Dilution Factor: 1		Analysis Time..: 11:39	Analyst ID.....: 001644	
		Instrument ID..: I5		MDL.....: 3.2		
Lead	ND	3.0	ug/L	SW846 6010B	01/30-02/01/08	KF7XN1AD
		Dilution Factor: 1		Analysis Time..: 11:39	Analyst ID.....: 001644	
		Instrument ID..: I5		MDL.....: 1.9		
Antimony	ND	2.0	ug/L	SW846 6020	01/30-02/06/08	KF7XN1A1
		Dilution Factor: 1		Analysis Time..: 12:58	Analyst ID.....: 002260	
		Instrument ID..: I8		MDL.....: 0.13		
Selenium	ND	5.0	ug/L	SW846 6010B	01/30-02/01/08	KF7XN1AE
		Dilution Factor: 1		Analysis Time..: 11:39	Analyst ID.....: 001644	
		Instrument ID..: I5		MDL.....: 4.1		
Thallium	ND	1.0	ug/L	SW846 6020	01/30-02/06/08	KF7XN1AA
		Dilution Factor: 1		Analysis Time..: 12:58	Analyst ID.....: 002260	
		Instrument ID..: I8		MDL.....: 0.14		

(Continued on next page)

Environmental Quality Mgt., Inc.

Client Sample ID: FWGLL2mw-268C-0573-GF

TOTAL Metals

Lot-Sample #...: A8A290102-021 **Matrix.....:** WG

PARAMETER	RESULT	REPORTING LIMIT	UNITS	METHOD	PREPARATION-ANALYSIS DATE	WORK ORDER #
Vanadium	ND	10.0	ug/L	SW846 6010B	01/30-02/01/08	KF7XN1AT
		Dilution Factor: 1		Analysis Time..: 11:39	Analyst ID.....: 001644	
		Instrument ID..: I5		MDL.....: 0.64		
Zinc	ND	10.0	ug/L	SW846 6020	01/30-02/06/08	KF7XN1A2
		Dilution Factor: 1		Analysis Time..: 12:58	Analyst ID.....: 002260	
		Instrument ID..: I8		MDL.....: 2.3		
Mercury	**0.14 B**	**0.20**	**ug/L**	**SW846 7470A**	**01/30-01/31/08**	**KF7XN1AU**
		Dilution Factor: 1		Analysis Time..: 11:28	Analyst ID.....: 001086	
		Instrument ID..: H4		MDL.....: 0.12		

NOTE(S):

J Method blank contamination. The associated method blank contains the target analyte at a reportable level.

B Estimated result. Result is less than RL.

Environmental Quality Mgt., Inc.

Client Sample ID: FWGLL2mw-261C-0570-GF

TOTAL Metals

Lot-Sample #...: A8A290102-023 **Matrix.....:** WG
Date Sampled...: 01/28/08 14:00 **Date Received..:** 01/29/08

PARAMETER	RESULT	REPORTING LIMIT	UNITS	METHOD	PREPARATION-ANALYSIS DATE	WORK ORDER #
Prep Batch #...: 8030015						
Silver	ND	5.0	ug/L	SW846 6010B	01/30-02/01/08	KF7XT1AP
		Dilution Factor: 1		Analysis Time..: 11:44	Analyst ID.....: 001644	
		Instrument ID..: I5		MDL.....: 2.2		
Aluminum	ND	50.0	ug/L	SW846 6020	01/30-02/06/08	KF7XT1C1
		Dilution Factor: 1		Analysis Time..: 13:02	Analyst ID.....: 002260	
		Instrument ID..: I8		MDL.....: 19.0		
Arsenic	**13.4**	**5.0**	**ug/L**	**SW846 6010B**	**01/30-02/01/08**	**KF7XT1AE**
		Dilution Factor: 1		Analysis Time..: 11:44	Analyst ID.....: 001644	
		Instrument ID..: I5		MDL.....: 3.2		
Barium	**18.7**	**10.0**	**ug/L**	**SW846 6010B**	**01/30-02/01/08**	**KF7XT1AT**
		Dilution Factor: 1		Analysis Time..: 11:44	Analyst ID.....: 001644	
		Instrument ID..: I5		MDL.....: 0.67		
Beryllium	ND	1.0	ug/L	SW846 6020	01/30-02/06/08	KF7XT1C4
		Dilution Factor: 1		Analysis Time..: 13:02	Analyst ID.....: 002260	
		Instrument ID..: I8		MDL.....: 0.20		
Calcium	**56100**	**1000**	**ug/L**	**SW846 6010B**	**01/30-02/01/08**	**KF7XT1AW**
		Dilution Factor: 1		Analysis Time..: 11:44	Analyst ID.....: 001644	
		Instrument ID..: I5		MDL.....: 130		
Cadmium	ND	0.50	ug/L	SW846 6020	01/30-02/06/08	KF7XT1C7
		Dilution Factor: 1		Analysis Time..: 13:02	Analyst ID.....: 002260	
		Instrument ID..: I8		MDL.....: 0.13		
Cobalt	**1.9 B**	**5.0**	**ug/L**	**SW846 6010B**	**01/30-02/01/08**	**KF7XT1A1**
		Dilution Factor: 1		Analysis Time..: 11:44	Analyst ID.....: 001644	
		Instrument ID..: I5		MDL.....: 1.7		
Chromium	ND	5.0	ug/L	SW846 6010B	01/30-02/01/08	KF7XT1A4
		Dilution Factor: 1		Analysis Time..: 11:44	Analyst ID.....: 001644	
		Instrument ID..: I5		MDL.....: 2.2		
Copper	ND	5.0	ug/L	SW846 6010B	01/30-02/01/08	KF7XT1A7
		Dilution Factor: 1		Analysis Time..: 11:44	Analyst ID.....: 001644	
		Instrument ID..: I5		MDL.....: 4.5		

(Continued on next page)

Environmental Quality Mgt., Inc.

Client Sample ID: FWGLL2mw-261C-0570-GF

TOTAL Metals

Lot-Sample #...: A8A290102-023 Matrix.....: WG

PARAMETER	RESULT	REPORTING LIMIT	UNITS	METHOD	PREPARATION-ANALYSIS DATE	WORK ORDER #
Iron	2380	50.0	ug/L	SW846 6020	01/30-02/06/08	KF7XT1DA
		Dilution Factor: 1		Analysis Time..: 13:02	Analyst ID.....: 002260	
		Instrument ID..: I8		MDL.....: 26.0		
Potassium	1130 J,E	1000	ug/L	SW846 6010B	01/30-02/01/08	KF7XT1CA
		Dilution Factor: 1		Analysis Time..: 11:44	Analyst ID.....: 001644	
		Instrument ID..: I5		MDL.....: 72.0		
Magnesium	20200	1000	ug/L	SW846 6010B	01/30-02/01/08	KF7XT1CE
		Dilution Factor: 1		Analysis Time..: 11:44	Analyst ID.....: 001644	
		Instrument ID..: I5		MDL.....: 34.0		
Manganese	369	10.0	ug/L	SW846 6010B	01/30-02/01/08	KF7XT1CH
		Dilution Factor: 1		Analysis Time..: 11:44	Analyst ID.....: 001644	
		Instrument ID..: I5		MDL.....: 0.41		
Sodium	9850	1000	ug/L	SW846 6010B	01/30-02/01/08	KF7XT1CL
		Dilution Factor: 1		Analysis Time..: 11:44	Analyst ID.....: 001644	
		Instrument ID..: I5		MDL.....: 590		
Nickel	4.0 B	10.0	ug/L	SW846 6010B	01/30-02/01/08	KF7XT1CP
		Dilution Factor: 1		Analysis Time..: 11:44	Analyst ID.....: 001644	
		Instrument ID..: I5		MDL.....: 3.2		
Lead	ND	3.0	ug/L	SW846 6010B	01/30-02/01/08	KF7XT1AH
		Dilution Factor: 1		Analysis Time..: 11:44	Analyst ID.....: 001644	
		Instrument ID..: I5		MDL.....: 1.9		
Antimony	ND	2.0	ug/L	SW846 6020	01/30-02/06/08	KF7XT1DE
		Dilution Factor: 1		Analysis Time..: 13:02	Analyst ID.....: 002260	
		Instrument ID..: I8		MDL.....: 0.13		
Selenium	ND	5.0	ug/L	SW846 6010B	01/30-02/01/08	KF7XT1AL
		Dilution Factor: 1		Analysis Time..: 11:44	Analyst ID.....: 001644	
		Instrument ID..: I5		MDL.....: 4.1		
Thallium	ND	1.0	ug/L	SW846 6020	01/30-02/06/08	KF7XT1AA
		Dilution Factor: 1		Analysis Time..: 13:02	Analyst ID.....: 002260	
		Instrument ID..: I8		MDL.....: 0.14		

(Continued on next page)

Environmental Quality Mgt., Inc.

Client Sample ID: FWGLL2mw-261C-0570-GF

TOTAL Metals

Lot-Sample #...: A8A290102-023 **Matrix.....:** WG

PARAMETER	RESULT	REPORTING LIMIT	UNITS	METHOD	PREPARATION-ANALYSIS DATE	WORK ORDER #
Vanadium	ND	10.0	ug/L	SW846 6010B	01/30-02/01/08	KF7XT1CT
		Dilution Factor: 1		Analysis Time..: 11:44	Analyst ID.....: 001644	
		Instrument ID..: I5		MDL.....: 0.64		
Zinc	ND	10.0	ug/L	SW846 6020	01/30-02/06/08	KF7XT1DH
		Dilution Factor: 1		Analysis Time..: 13:02	Analyst ID.....: 002260	
		Instrument ID..: I8		MDL.....: 2.3		
Mercury	ND	0.20	ug/L	SW846 7470A	01/30-01/31/08	KF7XT1CW
		Dilution Factor: 1		Analysis Time..: 11:29	Analyst ID.....: 001086	
		Instrument ID..: H4		MDL.....: 0.12		

NOTE(S):

B Estimated result. Result is less than RL.

J Method blank contamination. The associated method blank contains the target analyte at a reportable level.

E Matrix interference.

METHOD BLANK REPORT

TOTAL Metals

Client Lot #...: A8A290102 **Matrix.....:** WATER

PARAMETER	RESULT	REPORTING LIMIT	UNITS	METHOD	PREPARATION-ANALYSIS DATE	WORK ORDER #
MB Lot-Sample #: A8A300000-015 **Prep Batch #...:** 8030015						
Aluminum	ND	50.0	ug/L	SW846 6020	01/30-02/06/08	KF9NR1AV
		Dilution Factor: 1				
		Analysis Time..: 11:59		Analyst ID.....: 002260	Instrument ID..: I8	
Antimony	ND	2.0	ug/L	SW846 6020	01/30-02/06/08	KF9NR1A1
		Dilution Factor: 1				
		Analysis Time..: 11:59		Analyst ID.....: 002260	Instrument ID..: I8	
Arsenic	ND	5.0	ug/L	SW846 6010B	01/30-02/01/08	KF9NR1AC
		Dilution Factor: 1				
		Analysis Time..: 10:27		Analyst ID.....: 001644	Instrument ID..: I5	
Barium	ND	10.0	ug/L	SW846 6010B	01/30-02/01/08	KF9NR1AG
		Dilution Factor: 1				
		Analysis Time..: 10:27		Analyst ID.....: 001644	Instrument ID..: I5	
Beryllium	ND	1.0	ug/L	SW846 6020	01/30-02/06/08	KF9NR1AW
		Dilution Factor: 1				
		Analysis Time..: 11:59		Analyst ID.....: 002260	Instrument ID..: I8	
Cadmium	ND	0.50	ug/L	SW846 6020	01/30-02/06/08	KF9NR1AX
		Dilution Factor: 1				
		Analysis Time..: 11:59		Analyst ID.....: 002260	Instrument ID..: I8	
Calcium	ND	1000	ug/L	SW846 6010B	01/30-02/01/08	KF9NR1AH
		Dilution Factor: 1				
		Analysis Time..: 10:27		Analyst ID.....: 001644	Instrument ID..: I5	
Chromium	ND	5.0	ug/L	SW846 6010B	01/30-02/01/08	KF9NR1AK
		Dilution Factor: 1				
		Analysis Time..: 10:27		Analyst ID.....: 001644	Instrument ID..: I5	
Cobalt	ND	5.0	ug/L	SW846 6010B	01/30-02/01/08	KF9NR1AJ
		Dilution Factor: 1				
		Analysis Time..: 10:27		Analyst ID.....: 001644	Instrument ID..: I5	
Copper	ND	5.0	ug/L	SW846 6010B	01/30-02/01/08	KF9NR1AL
		Dilution Factor: 1				
		Analysis Time..: 10:27		Analyst ID.....: 001644	Instrument ID..: I5	
Iron	ND	50.0	ug/L	SW846 6020	01/30-02/06/08	KF9NR1A0
		Dilution Factor: 1				
		Analysis Time..: 11:59		Analyst ID.....: 002260	Instrument ID..: I8	

(Continued on next page)

METHOD BLANK REPORT

TOTAL Metals

Client Lot #...: A8A290102 **Matrix.....:** WATER

PARAMETER	RESULT	REPORTING LIMIT	UNITS	METHOD	PREPARATION-ANALYSIS DATE	WORK ORDER #
Lead	ND	3.0	ug/L	SW846 6010B	01/30-02/01/08	KF9NR1AD
		Dilution Factor: 1				
		Analysis Time..: 10:27		Analyst ID.....: 001644	Instrument ID..: I5	
Magnesium	ND	1000	ug/L	SW846 6010B	01/30-02/01/08	KF9NR1AN
		Dilution Factor: 1				
		Analysis Time..: 10:27		Analyst ID.....: 001644	Instrument ID..: I5	
Manganese	ND	10.0	ug/L	SW846 6010B	01/30-02/01/08	KF9NR1AP
		Dilution Factor: 1				
		Analysis Time..: 10:27		Analyst ID.....: 001644	Instrument ID..: I5	
Nickel	ND	10.0	ug/L	SW846 6010B	01/30-02/01/08	KF9NR1AR
		Dilution Factor: 1				
		Analysis Time..: 10:27		Analyst ID.....: 001644	Instrument ID..: I5	
Potassium	**141 B**	**1000**	**ug/L**	**SW846 6010B**	**01/30-02/01/08**	**KF9NR1AM**
		Dilution Factor: 1				
		Analysis Time..: 10:27		Analyst ID.....: 001644	Instrument ID..: I5	
Selenium	ND	5.0	ug/L	SW846 6010B	01/30-02/01/08	KF9NR1AE
		Dilution Factor: 1				
		Analysis Time..: 10:27		Analyst ID.....: 001644	Instrument ID..: I5	
Silver	ND	5.0	ug/L	SW846 6010B	01/30-02/01/08	KF9NR1AF
		Dilution Factor: 1				
		Analysis Time..: 10:27		Analyst ID.....: 001644	Instrument ID..: I5	
Sodium	ND	1000	ug/L	SW846 6010B	01/30-02/01/08	KF9NR1AQ
		Dilution Factor: 1				
		Analysis Time..: 10:27		Analyst ID.....: 001644	Instrument ID..: I5	
Thallium	ND	1.0	ug/L	SW846 6020	01/30-02/06/08	KF9NR1AA
		Dilution Factor: 1				
		Analysis Time..: 11:59		Analyst ID.....: 002260	Instrument ID..: I8	
Vanadium	ND	10.0	ug/L	SW846 6010B	01/30-02/01/08	KF9NR1AT
		Dilution Factor: 1				
		Analysis Time..: 10:27		Analyst ID.....: 001644	Instrument ID..: I5	
Zinc	ND	10.0	ug/L	SW846 6020	01/30-02/06/08	KF9NR1A2
		Dilution Factor: 1				
		Analysis Time..: 11:59		Analyst ID.....: 002260	Instrument ID..: I8	
Mercury	ND	0.20	ug/L	SW846 7470A	01/30-01/31/08	KF9NR1AU
		Dilution Factor: 1				
		Analysis Time..: 11:09		Analyst ID.....: 001086	Instrument ID..: H4	

(Continued on next page)

Method Blank Outlier Report

Lab Reporting Batch : A8A290102 **Lab ID:** STLCAN

Analysis Method : 6010B **Analysis Date :** 02/01/2008

Preparation Type : 3005A **Preparation Date :** 01/30/2008

Method Blank Lab Sample ID : A8A300000015B **Preparation Batch :** 8030015

Potassium	Result	Reporting Limit	Units	Lab Qual	Comments
Method Blank Result:	141	1000	ug/L	B	

Potassium was qualified due to method blank contamination in the following associated samples:

Client Sample ID	Lab Sample ID	Dilution	Result	Lab Qual	Result Units
FWGEQUIPRINSE1-0609-G	A8A290102012	1	148	B J	ug/L
FWGLL2mw-060C-0569-GF	A8A290102005	1	451	B J	ug/L
FWGLL2mw-264C-0571-GF	A8A290102003	1	607	B J	ug/L
FWGLL2mw-265C-0574-GF	A8A290102007	1	561	B J	ug/L
FWGLL2mw-DUP1-0601-GF	A8A290102009	1	600	B J	ug/L

MB contamination less than ½ MRL; no qualification

dtw 3/6/08

LABORATORY CONTROL SAMPLE DATA REPORT

TOTAL Metals

Client Lot #...: A8A290102 **Matrix.....:** WATER

PARAMETER	SPIKE AMOUNT	MEASURED AMOUNT	UNITS	PERCNT RECVRY	METHOD	PREPARATION-ANALYSIS DATE	WORK ORDER #
LCS Lot-Sample#: A8A300000-015 **Prep Batch #...:** 8030015							
Thallium	100	99.1	ug/L	99	SW846 6020	01/30-02/06/08	KF9NR1A3
			Dilution Factor: 1		Analysis Time..: 12:04	Analyst ID.....: 002260	
			Instrument ID..: I8				
Arsenic	2000	1820	ug/L	91	SW846 6010B	01/30-02/01/08	KF9NR1A4
			Dilution Factor: 1		Analysis Time..: 10:32	Analyst ID.....: 001644	
			Instrument ID..: I5				
Lead	500	477	ug/L	95	SW846 6010B	01/30-02/01/08	KF9NR1A5
			Dilution Factor: 1		Analysis Time..: 10:32	Analyst ID.....: 001644	
			Instrument ID..: I5				
Selenium	2000	2050	ug/L	102	SW846 6010B	01/30-02/01/08	KF9NR1A6
			Dilution Factor: 1		Analysis Time..: 10:32	Analyst ID.....: 001644	
			Instrument ID..: I5				
Silver	50.0	56.8	ug/L	114	SW846 6010B	01/30-02/01/08	KF9NR1A7
			Dilution Factor: 1		Analysis Time..: 10:32	Analyst ID.....: 001644	
			Instrument ID..: I5				
Barium	2000	2010	ug/L	100	SW846 6010B	01/30-02/01/08	KF9NR1A8
			Dilution Factor: 1		Analysis Time..: 10:32	Analyst ID.....: 001644	
			Instrument ID..: I5				
Calcium	50000	49100	ug/L	98	SW846 6010B	01/30-02/01/08	KF9NR1A9
			Dilution Factor: 1		Analysis Time..: 10:32	Analyst ID.....: 001644	
			Instrument ID..: I5				
Cobalt	500	491	ug/L	98	SW846 6010B	01/30-02/01/08	KF9NR1CA
			Dilution Factor: 1		Analysis Time..: 10:32	Analyst ID.....: 001644	
			Instrument ID..: I5				
Chromium	200	199	ug/L	100	SW846 6010B	01/30-02/01/08	KF9NR1CC
			Dilution Factor: 1		Analysis Time..: 10:32	Analyst ID.....: 001644	
			Instrument ID..: I5				
Copper	250	250	ug/L	100	SW846 6010B	01/30-02/01/08	KF9NR1CD
			Dilution Factor: 1		Analysis Time..: 10:32	Analyst ID.....: 001644	
			Instrument ID..: I5				

(Continued on next page)

LABORATORY CONTROL SAMPLE DATA REPORT

TOTAL Metals

Client Lot #...: A8A290102 **Matrix.....:** WATER

PARAMETER	SPIKE AMOUNT	MEASURED AMOUNT	UNITS	PERCNT RECVRY	METHOD	PREPARATION-ANALYSIS DATE	WORK ORDER #
Potassium	50000	50300	ug/L	101	SW846 6010B	01/30-02/01/08	KF9NR1CE
			Dilution Factor: 1		Analysis Time..: 10:32	Analyst ID.....: 001644	
			Instrument ID..: I5				
Magnesium	50000	49700	ug/L	99	SW846 6010B	01/30-02/01/08	KF9NR1CF
			Dilution Factor: 1		Analysis Time..: 10:32	Analyst ID.....: 001644	
			Instrument ID..: I5				
Manganese	500	514	ug/L	103	SW846 6010B	01/30-02/01/08	KF9NR1CG
			Dilution Factor: 1		Analysis Time..: 10:32	Analyst ID.....: 001644	
			Instrument ID..: I5				
Sodium	50000	51100	ug/L	102	SW846 6010B	01/30-02/01/08	KF9NR1CH
			Dilution Factor: 1		Analysis Time..: 10:32	Analyst ID.....: 001644	
			Instrument ID..: I5				
Nickel	500	462	ug/L	92	SW846 6010B	01/30-02/01/08	KF9NR1CJ
			Dilution Factor: 1		Analysis Time..: 10:32	Analyst ID.....: 001644	
			Instrument ID..: I5				
Vanadium	500	506	ug/L	101	SW846 6010B	01/30-02/01/08	KF9NR1CK
			Dilution Factor: 1		Analysis Time..: 10:32	Analyst ID.....: 001644	
			Instrument ID..: I5				
Aluminum	1000	1030	ug/L	103	SW846 6020	01/30-02/06/08	KF9NR1CM
			Dilution Factor: 1		Analysis Time..: 12:04	Analyst ID.....: 002260	
			Instrument ID..: I8				
Beryllium	100	110	ug/L	110	SW846 6020	01/30-02/06/08	KF9NR1CN
			Dilution Factor: 1		Analysis Time..: 12:04	Analyst ID.....: 002260	
			Instrument ID..: I8				
Cadmium	100	111	ug/L	111	SW846 6020	01/30-02/06/08	KF9NR1CP
			Dilution Factor: 1		Analysis Time..: 12:04	Analyst ID.....: 002260	
			Instrument ID..: I8				
Iron	1000	1050	ug/L	105	SW846 6020	01/30-02/06/08	KF9NR1CQ
			Dilution Factor: 1		Analysis Time..: 12:04	Analyst ID.....: 002260	
			Instrument ID..: I8				
Antimony	100	106	ug/L	106	SW846 6020	01/30-02/06/08	KF9NR1CR
			Dilution Factor: 1		Analysis Time..: 12:04	Analyst ID.....: 002260	
			Instrument ID..: I8				

(Continued on next page)

LABORATORY CONTROL SAMPLE DATA REPORT

TOTAL Metals

Client Lot #...: A8A290102 **Matrix.....:** WATER

PARAMETER	SPIKE AMOUNT	MEASURED AMOUNT	UNITS	PERCNT RECVRY	METHOD	PREPARATION-ANALYSIS DATE	WORK ORDER #
Zinc	100	114	ug/L	114	SW846 6020	01/30-02/06/08	KF9NR1CT
		Dilution Factor: 1			Analysis Time..: 12:04	Analyst ID.....: 002260	
		Instrument ID..: I8					
Mercury	5.0	4.5	ug/L	90	SW846 7470A	01/30-01/31/08	KF9NR1CL
		Dilution Factor: 1			Analysis Time..: 11:11	Analyst ID.....: 001086	
		Instrument ID..: H4					

NOTE(S):

Calculations are performed before rounding to avoid round-off errors in calculated results.

MATRIX SPIKE SAMPLE EVALUATION REPORT

TOTAL Metals

Client Lot #...: A8A290102 **Matrix.....:** WG
Date Sampled...: 01/28/08 14:00 **Date Received..:** 01/29/08

PARAMETER	PERCENT RECOVERY	RECOVERY LIMITS	METHOD	PREPARATION-ANALYSIS DATE	WORK ORDER #
MS Lot-Sample #: A8A290102-023 **Prep Batch #...:** 8030015					
Aluminum	101	(75 - 125)	SW846 6020	01/30-02/06/08	KF7XT1C2
		Dilution Factor: 1	Analysis Time..: 13:02	Instrument ID..: I8	
		Analyst ID.....: 002260			
Antimony	104	(75 - 125)	SW846 6020	01/30-02/06/08	KF7XT1DF
		Dilution Factor: 1	Analysis Time..: 13:02	Instrument ID..: I8	
		Analyst ID.....: 002260			
Arsenic	96	(75 - 125)	SW846 6010B	01/30-02/01/08	KF7XT1AF
		Dilution Factor: 1	Analysis Time..: 11:44	Instrument ID..: I5	
		Analyst ID.....: 001644			
Barium	106	(75 - 125)	SW846 6010B	01/30-02/01/08	KF7XT1AU
		Dilution Factor: 1	Analysis Time..: 11:44	Instrument ID..: I5	
		Analyst ID.....: 001644			
Beryllium	108	(75 - 125)	SW846 6020	01/30-02/06/08	KF7XT1C5
		Dilution Factor: 1	Analysis Time..: 13:02	Instrument ID..: I8	
		Analyst ID.....: 002260			
Cadmium	108	(75 - 125)	SW846 6020	01/30-02/06/08	KF7XT1C8
		Dilution Factor: 1	Analysis Time..: 13:02	Instrument ID..: I8	
		Analyst ID.....: 002260			
Calcium	104	(75 - 125)	SW846 6010B	01/30-02/01/08	KF7XT1AX
		Dilution Factor: 1	Analysis Time..: 11:44	Instrument ID..: I5	
		Analyst ID.....: 001644			
Chromium	104	(75 - 125)	SW846 6010B	01/30-02/01/08	KF7XT1A5
		Dilution Factor: 1	Analysis Time..: 11:44	Instrument ID..: I5	
		Analyst ID.....: 001644			
Cobalt	103	(75 - 125)	SW846 6010B	01/30-02/01/08	KF7XT1A2
		Dilution Factor: 1	Analysis Time..: 11:44	Instrument ID..: I5	
		Analyst ID.....: 001644			
Copper	105	(75 - 125)	SW846 6010B	01/30-02/01/08	KF7XT1A8
		Dilution Factor: 1	Analysis Time..: 11:44	Instrument ID..: I5	
		Analyst ID.....: 001644			

(Continued on next page)

MATRIX SPIKE SAMPLE EVALUATION REPORT

TOTAL Metals

Client Lot #...: A8A290102 **Matrix.....:** WG
Date Sampled...: 01/28/08 14:00 **Date Received..:** 01/29/08

PARAMETER	PERCENT RECOVERY	RECOVERY LIMITS	METHOD	PREPARATION-ANALYSIS DATE	WORK ORDER #
Iron	97	(75 - 125)	SW846 6020	01/30-02/06/08	KF7XT1DC
		Dilution Factor: 1	Analysis Time..: 13:02	Instrument ID..: I8	
		Analyst ID.....: 002260			
Lead	98	(75 - 125)	SW846 6010B	01/30-02/01/08	KF7XT1AJ
		Dilution Factor: 1	Analysis Time..: 11:44	Instrument ID..: I5	
		Analyst ID.....: 001644			
Magnesium	106	(75 - 125)	SW846 6010B	01/30-02/01/08	KF7XT1CF
		Dilution Factor: 1	Analysis Time..: 11:44	Instrument ID..: I5	
		Analyst ID.....: 001644			
Manganese	110	(75 - 125)	SW846 6010B	01/30-02/01/08	KF7XT1CJ
		Dilution Factor: 1	Analysis Time..: 11:44	Instrument ID..: I5	
		Analyst ID.....: 001644			
Nickel	98	(75 - 125)	SW846 6010B	01/30-02/01/08	KF7XT1CQ
		Dilution Factor: 1	Analysis Time..: 11:44	Instrument ID..: I5	
		Analyst ID.....: 001644			
Potassium	107	(75 - 125)	SW846 6010B	01/30-02/01/08	KF7XT1CC
		Dilution Factor: 1	Analysis Time..: 11:44	Instrument ID..: I5	
		Analyst ID.....: 001644			
Selenium	106	(75 - 125)	SW846 6010B	01/30-02/01/08	KF7XT1AM
		Dilution Factor: 1	Analysis Time..: 11:44	Instrument ID..: I5	
		Analyst ID.....: 001644			
Silver	119	(75 - 125)	SW846 6010B	01/30-02/01/08	KF7XT1AQ
		Dilution Factor: 1	Analysis Time..: 11:44	Instrument ID..: I5	
		Analyst ID.....: 001644			
Sodium	107	(75 - 125)	SW846 6010B	01/30-02/01/08	KF7XT1CM
		Dilution Factor: 1	Analysis Time..: 11:44	Instrument ID..: I5	
		Analyst ID.....: 001644			
Thallium	100	(75 - 125)	SW846 6020	01/30-02/06/08	KF7XT1AC
		Dilution Factor: 1	Analysis Time..: 13:02	Instrument ID..: I8	
		Analyst ID.....: 002260			
Vanadium	106	(75 - 125)	SW846 6010B	01/30-02/01/08	KF7XT1CU
		Dilution Factor: 1	Analysis Time..: 11:44	Instrument ID..: I5	
		Analyst ID.....: 001644			

(Continued on next page)

MATRIX SPIKE SAMPLE EVALUATION REPORT

TOTAL Metals

Client Lot #...: A8A290102 **Matrix.....:** WG
Date Sampled...: 01/28/08 14:00 **Date Received..:** 01/29/08

PARAMETER	PERCENT RECOVERY	RECOVERY LIMITS	METHOD	PREPARATION-ANALYSIS DATE	WORK ORDER #
Zinc	109	(75 - 125)	SW846 6020	01/30-02/06/08	KF7XT1DJ
		Dilution Factor: 1	Analysis Time..: 13:02		Instrument ID..: I8
		Analyst ID.....: 002260			
Mercury	112	(80 - 120)	SW846 7470A	01/30-01/31/08	KF7XT1CX
		Dilution Factor: 1	Analysis Time..: 11:29		Instrument ID..: H4
		Analyst ID.....: 001086			

NOTE(S):

Calculations are performed before rounding to avoid round-off errors in calculated results.

SAMPLE DUPLICATE EVALUATION REPORT

Metals

Client Lot #...: A8A290102 **Work Order #...:** KF7XT-SMP KF7XT-DUP **Matrix.....:** WG

Date Sampled...: 01/28/08 14:00 **Date Received..:** 01/29/08

PARAM	RESULT	DUPLICATE RESULT	UNITS	RPD	RPD LIMIT	METHOD	PREPARATION-ANALYSIS DATE	PREP BATCH #
Silver						SD Lot-Sample #: A8A290102-023		
	ND	ND	ug/L	0	(0-20)	SW846 6010B	01/30-02/01/08	8030015
		Dilution Factor: 1				Analysis Time..: 11:44	Analyst ID.....: 001644	
		Instrument ID..: I5						
Aluminum						SD Lot-Sample #: A8A290102-023		
	ND	ND	ug/L	0	(0-20)	SW846 6020	01/30-02/06/08	8030015
		Dilution Factor: 1				Analysis Time..: 13:02	Analyst ID.....: 002260	
		Instrument ID..: I8						
Arsenic						SD Lot-Sample #: A8A290102-023		
	13.4	15.7	ug/L	16	(0-20)	SW846 6010B	01/30-02/01/08	8030015
		Dilution Factor: 1				Analysis Time..: 11:44	Analyst ID.....: 001644	
		Instrument ID..: I5						
Barium						SD Lot-Sample #: A8A290102-023		
	18.7	19.0	ug/L	1.7	(0-20)	SW846 6010B	01/30-02/01/08	8030015
		Dilution Factor: 1				Analysis Time..: 11:44	Analyst ID.....: 001644	
		Instrument ID..: I5						
Beryllium						SD Lot-Sample #: A8A290102-023		
	ND	ND	ug/L	0	(0-20)	SW846 6020	01/30-02/06/08	8030015
		Dilution Factor: 1				Analysis Time..: 13:02	Analyst ID.....: 002260	
		Instrument ID..: I8						
Calcium						SD Lot-Sample #: A8A290102-023		
	56100	56600	ug/L	0.94	(0-20)	SW846 6010B	01/30-02/01/08	8030015
		Dilution Factor: 1				Analysis Time..: 11:44	Analyst ID.....: 001644	
		Instrument ID..: I5						
Cadmium						SD Lot-Sample #: A8A290102-023		
	ND	ND	ug/L	0	(0-20)	SW846 6020	01/30-02/06/08	8030015
		Dilution Factor: 1				Analysis Time..: 13:02	Analyst ID.....: 002260	
		Instrument ID..: I8						
Cobalt						SD Lot-Sample #: A8A290102-023		
	1.9 B	ND	ug/L	200	(0-20)	SW846 6010B	01/30-02/01/08	8030015
		Dilution Factor: 1				Analysis Time..: 11:44	Analyst ID.....: 001644	
		Instrument ID..: I5						
Chromium						SD Lot-Sample #: A8A290102-023		
	ND	2.4 B	ug/L	200	(0-20)	SW846 6010B	01/30-02/01/08	8030015
		Dilution Factor: 1				Analysis Time..: 11:44	Analyst ID.....: 001644	
		Instrument ID..: I5						

(Continued on next page)

SAMPLE DUPLICATE EVALUATION REPORT

Metals

Lot-Sample #...: A8A290102-000 **Work Order #...:** KF7XT-SMP KF7XT-DUP **Matrix.....:** WG

PARAM	RESULT	DUPLICATE RESULT	UNITS	RPD	RPD LIMIT	METHOD	PREPARATION-ANALYSIS DATE	PREP BATCH #
Copper						SD Lot-Sample #: A8A290102-023		
	ND	ND	ug/L	0	(0-20)	SW846 6010B	01/30-02/01/08	8030015
		Dilution Factor: 1				Analysis Time..: 11:44	Analyst ID.....: 001644	
		Instrument ID..: I5						
Iron						SD Lot-Sample #: A8A290102-023		
	2380	2450	ug/L	2.7	(0-20)	SW846 6020	01/30-02/06/08	8030015
		Dilution Factor: 1				Analysis Time..: 13:02	Analyst ID.....: 002260	
		Instrument ID..: I8						
Potassium						SD Lot-Sample #: A8A290102-023		
	1130 J,E	1150	ug/L	1.3	(0-20)	SW846 6010B	01/30-02/01/08	8030015
		Dilution Factor: 1				Analysis Time..: 11:44	Analyst ID.....: 001644	
		Instrument ID..: I5						
Magnesium						SD Lot-Sample #: A8A290102-023		
	20200	20400	ug/L	0.89	(0-20)	SW846 6010B	01/30-02/01/08	8030015
		Dilution Factor: 1				Analysis Time..: 11:44	Analyst ID.....: 001644	
		Instrument ID..: I5						
Manganese						SD Lot-Sample #: A8A290102-023		
	369	373	ug/L	0.86	(0-20)	SW846 6010B	01/30-02/01/08	8030015
		Dilution Factor: 1				Analysis Time..: 11:44	Analyst ID.....: 001644	
		Instrument ID..: I5						
Sodium						SD Lot-Sample #: A8A290102-023		
	9850	10000	ug/L	1.5	(0-20)	SW846 6010B	01/30-02/01/08	8030015
		Dilution Factor: 1				Analysis Time..: 11:44	Analyst ID.....: 001644	
		Instrument ID..: I5						
Nickel						SD Lot-Sample #: A8A290102-023		
	4.0 B	5.7 B	ug/L	34	(0-20)	SW846 6010B	01/30-02/01/08	8030015
		Dilution Factor: 1				Analysis Time..: 11:44	Analyst ID.....: 001644	
		Instrument ID..: I5						
Lead						SD Lot-Sample #: A8A290102-023		
	ND	ND	ug/L	0	(0-20)	SW846 6010B	01/30-02/01/08	8030015
		Dilution Factor: 1				Analysis Time..: 11:44	Analyst ID.....: 001644	
		Instrument ID..: I5						
Antimony						SD Lot-Sample #: A8A290102-023		
	ND	ND	ug/L	0	(0-20)	SW846 6020	01/30-02/06/08	8030015
		Dilution Factor: 1				Analysis Time..: 13:02	Analyst ID.....: 002260	
		Instrument ID..: I8						

(Continued on next page)

SAMPLE DUPLICATE EVALUATION REPORT

Metals

Lot-Sample #...: A8A290102-000 **Work Order #...:** KF7XT-SMP KF7XT-DUP **Matrix.....:** WG

PARAM	RESULT	DUPLICATE RESULT	UNITS	RPD	RPD LIMIT	METHOD	PREPARATION-ANALYSIS DATE	PREP BATCH #
Selenium						SD Lot-Sample #: A8A290102-023		
	ND	ND	ug/L	0	(0-20)	SW846 6010B	01/30-02/01/08	8030015
		Dilution Factor: 1				Analysis Time..: 11:44	Analyst ID.....: 001644	
		Instrument ID..: I5						
Thallium						SD Lot-Sample #: A8A290102-023		
	ND	ND	ug/L	0	(0-20)	SW846 6020	01/30-02/06/08	8030015
		Dilution Factor: 1				Analysis Time..: 13:02	Analyst ID.....: 002260	
		Instrument ID..: I8						
Vanadium						SD Lot-Sample #: A8A290102-023		
	ND	ND	ug/L	0	(0-20)	SW846 6010B	01/30-02/01/08	8030015
		Dilution Factor: 1				Analysis Time..: 11:44	Analyst ID.....: 001644	
		Instrument ID..: I5						
Zinc						SD Lot-Sample #: A8A290102-023		
	ND	2.4 B	ug/L	200	(0-20)	SW846 6020	01/30-02/06/08	8030015
		Dilution Factor: 1				Analysis Time..: 13:02	Analyst ID.....: 002260	
		Instrument ID..: I8						
Mercury						SD Lot-Sample #: A8A290102-023		
	ND	ND	ug/L	0	(0-20)	SW846 7470A	01/30-01/31/08	8030015
		Dilution Factor: 1				Analysis Time..: 11:29	Analyst ID.....: 001086	
		Instrument ID..: H4						

NOTE(S):

Calculations are performed before rounding to avoid round-off errors in calculated results.

B Estimated result. Result is less than RL.

J Method blank contamination. The associated method blank contains the target analyte at a reportable level.

E Matrix interference.

Test America North Canton

Metals Data Reporting Form

Initial Calibration Blank Results

Instrument: ICPST **Units:** ug/L

Chart Number: I50131A.ARC

Standard Source: _____ **Standard ID:** _____

Element	WL/ Mass	Report Limit	ICB 1/31/2008 2:06 PM Found	Q	Found	Q	Found	Q	Found	Q	Found	Q
Arsenic	189.042	5	1.9	U								
Barium	493.409	10	0.2	U								
Calcium	317.933	1000	**-9.3**	**B**								
Chromium	267.716	5	0.6	U								
Cobalt	228.616	5	0.6	U								
Copper	324.753	5	1.1	U								
Lead	220.353	3	1.1	U								
Magnesium	279.078	1000	**-3.8**	**B**								
Manganese	257.61	10	0.1	U								
Nickel	231.604	10	1.7	U								
Potassium	766.491	1000	**146.0**	**B**								
Selenium	196.026	5	2.5	U								
Silver	328.068	5	1.2	U								
Sodium	330.232	1000	**-570.0**	**B**								
Vanadium	292.402	10	**-0.7**	**B**								

U Result is less than the IDL

B Result is between IDL and RL

Form 3 Equivalent

Test America North Canton

Metals Data Reporting Form

Continuing Calibration Blank Results

Instrument: ICPST **Units:** ug/L

Chart Number: I50131A.ARC

Standard Source: _____ **Standard ID:** _____

Element	WL/ Mass	Report Limit	CCB 1/31/2008 2:39 PM Found	Q	CCB 2/1/2008 10:22 AM Found	Q	CCB 2/1/2008 11:29 AM Found	Q	CCB 2/1/2008 12:37 PM Found	Q	Found	Q
Arsenic	189.042	5	1.9	U	1.9	U	1.9	U	1.9	U		
Barium	493.409	10	0.2	U	0.2	U	0.2	U	0.2	U		
Calcium	317.933	1000	**-10.0**	**B**	3.4	U	**-4.2**	**B**	**-3.9**	**B**		
Chromium	267.716	5	**-0.7**	**B**	0.6	U	0.6	U	0.6	U		
Cobalt	228.616	5	0.6	U	0.6	U	0.6	U	0.6	U		
Copper	324.753	5	1.1	U	1.1	U	1.1	U	1.1	U		
Lead	220.353	3	1.1	U	**-1.1**	**B**	1.1	U	1.1	U		
Magnesium	279.078	1000	3.2	U	**-4.1**	**B**	**-4.3**	**B**	**-4.6**	**B**		
Manganese	257.61	10	**-0.1**	**B**	0.1	U	**-0.1**	**B**	**-0.1**	**B**		
Nickel	231.604	10	1.7	U	1.7	U	1.7	U	1.7	U		
Potassium	766.491	1000	**142.0**	**B**	**151.0**	**B**	**146.0**	**B**	**148.0**	**B**		
Selenium	196.026	5	2.5	U	2.5	U	**3.0**	**B**	2.5	U		
Silver	328.068	5	1.2	U	1.2	U	1.2	U	1.2	U		
Sodium	330.232	1000	**-700.0**	**B**	**-380.0**	**B**	**-680.0**	**B**	**-590.0**	**B**		
Vanadium	292.402	10	**-0.9**	**B**	**-1.0**	**B**	**-0.8**	**B**	**-0.5**	**B**		

U Result is less than the IDL

B Result is between IDL and RL

Form 3 Equivalent

Test America North Canton

Metals Data Reporting Form

Serial Dilution RPD Report

Serial Dilution Sample ID: KF7XTL

Original Sample ID: KF7XT **Client ID:** FWGLL2mw-261C-0570-GF

Matrix: Water **Units:** ug/L **Prep Date:** 1/30/2008 **Prep Batch:** 8030015

Weight: NA **Volume:** NA **Percent Moisture:** NA

Element	WL/ Mass	OS Conc	Q	Serial Dilution Conc	Q	Percent Diff	OS DF	Ser Dil DF	Instr	OS Anal Date	OS Anal Time	Ser Dil Anal Date	Ser Dil Anal Time
Arsenic	189.042	13.4		9.5	U		1	5	ICPST	2/1/2008	11:44	2/1/2008	11:49
Barium	493.409	18.7		18.4	B	1.6	1	5	ICPST	2/1/2008	11:44	2/1/2008	11:49
Calcium	317.933	56100		58200		3.8	1	5	ICPST	2/1/2008	11:44	2/1/2008	11:49
Chromium	267.716	0.60	U	3.0	U		1	5	ICPST	2/1/2008	11:44	2/1/2008	11:49
Cobalt	228.616	1.9	B	3.2	U		1	5	ICPST	2/1/2008	11:44	2/1/2008	11:49
Copper	324.753	1.1	U	5.5	U		1	5	ICPST	2/1/2008	11:44	2/1/2008	11:49
Lead	220.353	1.1	U	5.5	U		1	5	ICPST	2/1/2008	11:44	2/1/2008	11:49
Magnesium	279.078	20200		20700		2.2	1	5	ICPST	2/1/2008	11:44	2/1/2008	11:49
Manganese	257.61	369		382		3.3	1	5	ICPST	2/1/2008	11:44	2/1/2008	11:49
Nickel	231.604	4.0	B	8.5	U		1	5	ICPST	2/1/2008	11:44	2/1/2008	11:49
Potassium	766.491	1130		1600	B E	40.9	1	5	ICPST	2/1/2008	11:44	2/1/2008	11:49
Selenium	196.026	2.5	U	14.3	B		1	5	ICPST	2/1/2008	11:44	2/1/2008	11:49
Silver	328.068	1.2	U	6.0	U		1	5	ICPST	2/1/2008	11:44	2/1/2008	11:49
Sodium	330.232	9850		8290			1	5	ICPST	2/1/2008	11:44	2/1/2008	11:49
Vanadium	292.402	0.43	U	2.2	U		1	5	ICPST	2/1/2008	11:44	2/1/2008	11:49

Comments:

E Serial dilution percent difference not within limits
U Result is less than the IDL
B Result is between IDL and RL

Form 9 Equivalent

TestAmerica North Canton

Metals Data Reporting Form

Initial Calibration Blank Results

Instrument: ICPMS **Units:** ug/L

Chart Number: I80206C.csv

Standard Source: _____ **Standard ID:** _____

Element	WL/ Mass	Report Limit	ICB 2/6/2008 11:23 AM Found	Q	Found	Q	Found	Q	Found	Q	Found	Q
Aluminum	27	50	2.9	U								
Antimony	121	2	0.029	U								
Beryllium	9	1	0.011	B								
Cadmium	111	0.5	0.0031	U								
Iron	56	50	6	U								
Thallium	205	1	0.15	U								
Zinc	66	10	0.25	U								

U Result is less than the IDL

B Result is between IDL and RL

TestAmerica North Canton

Metals Data Reporting Form

Continuing Calibration Blank Results

Instrument: ICPMS **Units:** ug/L

Chart Number: I80206C.csv

Standard Source: _____ **Standard ID:** _____

Element	WL/ Mass	Report Limit	CCB 2/6/2008 11:48 AM Found	Q	CCB 1 2/6/2008 12:45 PM Found	Q	CCB 2 2/6/2008 1:42 PM Found	Q	Found	Q	Found	Q
Aluminum	27	50	2.9	U	2.9	U	2.9	U				
Antimony	121	2	0.029	U	0.029	U	0.029	U				
Beryllium	9	1	**0.0077**	**B**	**0.014**	**B**	**0.013**	**B**				
Cadmium	111	0.5	0.0031	U	0.0031	U	0.0031	U				
Iron	56	50	6	U	6	U	6	U				
Thallium	205	1	0.15	U	0.15	U	0.15	U				
Zinc	66	10	0.25	U	0.25	U	0.25	U				

U Result is less than the IDL

B Result is between IDL and RL

Form 3 Equivalent

Test America North Canton

Metals Data Reporting Form

Continuing Calibration Blank Results

Instrument: CVAA **Units:** ug/L

Chart Number: hg40131c.prn

Standard Source: _____ **Standard ID:** _____

Element	WL/ Mass	Report Limit	Ck5CCB 1/31/2008 10:29 AM Found	Q	Ck5CCB 1/31/2008 10:48 AM Found	Q	Ck5CCB 1/31/2008 11:04 AM Found	Q	Ck5CCB 1/31/2008 11:21 AM Found	Q	Ck5CCB 1/31/2008 11:34 AM Found	Q
Mercury	253.7	0.2	0.1	U	0.1	U	0.1	U	0.1	B	0.1	U

5.21.0

U Result is less than the IDL

B Result is between IDL and RL

Form 3 Equivalent

Quarterly MDL Check

ICP/Hg

	MDL ug/L	MDL Check Conc., ug/L	Check Recovery?					
			Analysis Date	I5 Trace ICP		Analysis Date	I6 Trace ICP	
				Y	N		Y	N
Ag	2.2	5	12/04/07	X		11/01/07	X	
Al	97	200	12/04/07	X		11/01/07	X	
As	3.2	15	12/04/07	X		11/01/07	X	
B	34	40	12/04/07	X		11/01/07	X	
Ba	0.67	2	12/04/07	X		11/01/07	X	
Be	0.46	1	12/04/07	X		11/01/07	X	
Ca	130	250	12/04/07	X		11/01/07	X	
Cd	0.66	1	12/04/07	X		11/01/07	X	
Co	1.7	5	12/04/07	X		11/01/07	X	
Cr	2.2	5	12/04/07	X		11/01/07	X	
Cu	4.5	15	12/04/07	X		11/01/07	X	
Fe	81	300	12/04/07	X		11/01/07	X	
K	72	250	12/04/07	X		11/01/07	X	
Mg	34	250	12/04/07	X		11/01/07	X	
Mn	0.41	0.75	12/04/07	X		11/01/07	X	
Mo	1.3	2	12/04/07	X		11/01/07	X	
Na	590	1000	12/04/07	X		11/01/07	X	
Ni	3.2	5	12/04/07	X		11/01/07	X	
Pb	1.9	2	12/04/07	X		11/01/07	X	
Sb	1.8	2	12/04/07	X		11/01/07	X	
Se	4.1	4	12/04/07	X		11/01/07	X	
Sn	3.3	5	12/04/07	X		11/01/07	X	
Ti	5.3	2.5	12/04/07	X		-	-	
Tl	4.7	15	12/04/07	X		11/01/07	X	
V	0.64	1.4	12/04/07	X		11/01/07	X	
Zn	5	8	12/04/07	X		11/01/07	X	
Hg H1	0.12	0.2	12/06/07	X				
Hg H4	0.12	0.2	11/30/07	X				

N:\Metals\MDL\MDL Check Worksheet, rev. 11/19/01

Quarterly MDL Check

ICPMS

Element	MDL ug/L	MDL Check Conc., ug/L	Check Recovery?		
			Analysis Date	I8 ICPMS	
				Y	N
Be	.2	.2	01/31/08	X	
Al	19	30	01/31/08	X	
V	0.44	0.5	01/31/08	X	
Cr	0.71	1	01/31/08	X	
Mn	0.83	0.5	01/31/08	X	
Fe	26	50	01/31/08	X	
Co	.058	0.5	01/31/08	X	
Ni	.2	0.2	01/31/08	X	
Cu	.29	0.4	01/31/08	X	
Zn	2.3	2.5	01/31/08	X	
As	.4	0.5	01/31/08	X	
Se	1.2	1	01/31/08	X	
Ag	.08	0.1	01/31/08	X	
Cd	.13	.2	01/31/08	X	
Sb	.13	0.2	01/31/08	X	
Ba	.19				
Tl	.14	0.2	01/31/08	X	
Pb	.18	0.25	01/31/08	X	

QC Outlier Report: Equipment Blank

Lab Reporting Batch : A8A290102 **Lab ID:** STLCAN
Method/Preparation Batch : 8030015 / 8030015 **Analysis Date :** 02/01/2008
Client Sample ID : FWGEQUIPRINSE1-0609-GW **Preparation Date :** 01/30/2008
Lab Sample ID : A8A290102012 **Preparation Type :** 3005A

Analysis Method : 6010B

Potassium	Result	Reporting Limit	Units	Lab Qual	Comments
Equipment Blank Result:	148	1000	ug/L	B J	

No qualifications; MB result less than 1/2 MRL AM 3/6/08

Potassium was qualified due to equipment blank contamination in the following associated samples:

Client Sample ID	Lab Sample ID	Dilution	Result	Lab Qual	Result Unit
FWGLL2mw-060C-0569-GF	A8A290102005	1	451	B J	ug/L
FWGLL2mw-264C-0571-GF	A8A290102003	1	607	B J	ug/L
FWGLL2mw-265C-0574-GF	A8A290102007	1	561	B J	ug/L
FWGLL2mw-DUP1-0601-GF	A8A290102009	1	600	B J	ug/L

2-Butanone	Result	Reporting Limit	Units	Lab Qual	Comments
Equipment Blank Result:	1.9	10	ug/L	J	Common Contaminant

2-Butanone contamination found in the equipment blank did not qualify any samples.

Acetone	Result	Reporting Limit	Units	Lab Qual	Comments
Equipment Blank Result:	5.0	10	ug/L	J	Common Contaminant

No qualifications, EB result less than 1/2 MRL

Acetone was qualified due to equipment blank contamination in the following associated samples:

Client Sample ID	Lab Sample ID	Dilution	Result	Lab Qual	Result Unit
FWGLL2mw-265C-0574-GW	A8A290102006	1	1.2	J	ug/L
FWGLL2mw-268C-0573-GW	A8A290102020	1	5.4	J	ug/L

Chloroform	Result	Reporting Limit	Units	Lab Qual	Comments
Equipment Blank Result:	0.90	1.0	ug/L	J	

Chloroform contamination found in the equipment blank did not qualify any samples.

Chloromethane	Result	Reporting Limit	Units	Lab Qual	Comments
Equipment Blank Result:	0.30	1.0	ug/L	J	

No qualifications, EB result less than 1/2 MRL

Chloromethane was qualified due to equipment blank contamination in the following associated samples:

Client Sample ID	Lab Sample ID	Dilution	Result	Lab Qual	Result Unit
FWGLL1mw-065C-0567-GW	A8A290102016	1	0.32	J	ug/L

Toluene	Result	Reporting Limit	Units	Lab Qual	Comments
Equipment Blank Result:	0.41	1.0	ug/L	J	Common Contaminant

Project Number and Name: ***030240.0006 - Ravenna***

QC Outlier Report: Equipment Blank

Lab Reporting Batch : A8A290102
Lab ID: STLCAN
Method/Preparation Batch : 8035147 / 8035147
Analysis Date : 02/04/2008
Client Sample ID : FWGEQUIPRINSE1-0609-GW
Preparation Date : 02/04/2008
Lab Sample ID : A8A290102012
Preparation Type : 5030B

Analysis Method : 8260B

Toluene contamination found in the equipment blank did not qualify any samples.

GENERAL CHEMISTRY DATA

Ravenna, OH Data Review Checklist

Project Number: 030240.0006.05
Sample Event: January 2008
Data Reviewer/Date: Angye Dragotta/ February 27, 2008

SDG: A8A290102 R0
Analysis: SW846 9012

Review Questions:	Yes	No	N/A	Comments	QUAL/Criteria
1. Did Chain-of-Custody information agree with laboratory report?	✓			COC#: 074037,336180,074036;	
2. Were samples preserved properly and received in good condition?	✓			Thirteen coolers were received at the lab. The coolers were received between 0.2 and 4.2°C. Upon receipt, it was documented by the laboratory, that the samples were not frozen and in good condition. Therefore, no qualifications were made to sample results based on temperatures less than 2°C.	QAPP Table 4-2
3. Were holding times met?	✓			Samples collected 1/28/08, prepped2/4/08 and 2/5/08 and analyzed 2/4/08 and 2/6/08.	QAPP Table 4-2 J/UJ/R
4. Were sample storage requirements met?	✓				QAPP Table 4-2
5. Were QAPP specified PQLs achieved?	✓				QAPP Table 3-9
6. Were all QAPP-specified target analytes reported?	✓				QAPP Table 3-9
7. Does the initial calibration curve consist of at least 6 standards and one blank?	✓			2/4/08, 2/5/08	LCG Table 10 R
8. Was the correlation coefficient R ≥ 0.995?	✓				LCG Table 10 R<0.995=-J/R
9. Were % RSDs ≤ 10% in all standards and ICV/CCVs?	✓				LCG Table 10 RSD%>10=J
10. Were a high and low standard distilled and compared to the undistilled standard? Were the results within ± 10%?			✓		LCG Table 10 R
11. Was an MDL Level Verification performed at least once per quarter with all target analytes detected?	✓				LCG Table 10 R
12. Was a MRL Level Verification performed at the beginning of every daily sequence? Were results within 70-130%?	✓			2/4/08@1545 2/6/08@0941	LCG Table 10 >130%=J; 65-70%=J/UJ; <65%=J/R
13. Was a second source verification (ICV) analyzed after the ICAL and all analytes 85-115%?	✓				LCG Table 10 >115%=J; 80-85%=J/UJ; <80%=J/R
14. Was the ICB analyzed after the ICV with results <1/2 the MRL?	✓				LCG Table 7 < 5x = U

Ravenna, OH Data Review Checklist

Project Number: 030240.0006.05
Sample Event: January 2008
Data Reviewer/Date: Angye Dragotta/ February 27, 2008

SDG: A8A290102 R0
Analysis: SW846 9012

Review Questions:	Yes	No	N/A	Comments	QUAL/Criteria
15. Was a CCV run at the beginning and end of the analytical sequence?	✓				LCG Table 10
16. Were the CCV results 80-120%?	✓				LCG Table 10 >120%=J; 75-80%=J/UJ; <75%=J/R
17. Was a method blank prepared and analyzed with each batch?	✓				
18. Were target analytes detected in the method blank >1/2 the MRL?	✓				LCG Table 10 <5x=B
19. Was a field blank collected and analyzed?	✓			FWGEQUIPRinse1-0609-GW	
20. Were target analytes in the field blank analyses <1/2 the MRL?	✓				<5x=B
21. Was a field duplicate analyzed? Were the RPDs ≤30%?	✓			FWGLL2mw-DUP1-0601-GF was a field duplicate for FWGLL2mw-265C-0572-GF	QAPP Table 3-2 >30% = J
22. Was an LCS prepared and analyzed with each batch?	✓				LCG Table 10
23. Were the LCS recoveries 80-120%?	✓				LCG Table 10 >120%=J; 50-79%=J/UJ; <50%=R
24. Was a MS prepared once per every 10 samples?	✓				LCG Table 10
25. Was the MS parent sample a Ravenna sample?	✓			Sample FWGLL2mw-261c-0570-GF was the parent. An additional MS was performed with the parent from another client.	
26. Were MS recoveries 75-125%?	✓				QAPP Table 3-2 >120%=J; 30-74%=J/UJ; <30%=J/R
27. Were reported sample concentrations within calibration range?	✓				
28. Were laboratory-generated Quality Control Exception Reports issued? If yes, summarize contents.		✓			

Ravenna, OH Data Review Checklist

Project Number: 030240.0006.05
Sample Event: January 2008
Data Reviewer/Date: Angye Dragotta/ February 27, 2008

SDG: A8A290102 R0
Analysis: SW846 9012

Review Questions:	Yes	No	N/A	Comments	QUAL/Criteria
29. Were lab comments included in report? If yes, summarize contents.		✓			

References: Louisville Chemistry Guidelines (LCG), USACE June 2002 version 5; Section I "Chemical Analysis Criteria" Table 10 and Attachment A "Data Validation Guidelines:

Final Quality Assurance Project Plan (QAPP) Addendum for the Facility-Wide Groundwater Monitoring Program Ravenna Army Ammunition Plant, Ravenna, OH, Portage Environmental September 2004

Additional Comments:

Environmental Quality Mgt., Inc.

Client Sample ID: FWGLL2mw-264C-0571-GW

General Chemistry

Lot-Sample #...: A8A290102-002 Work Order #...: KF7WH Matrix.....: WG
Date Sampled...: 01/28/08 10:20 Date Received..: 01/29/08

PARAMETER	RESULT	RL	UNITS	METHOD	PREPARATION-ANALYSIS DATE	PREP BATCH #
Cyanide, Total	ND	0.010	mg/L	SW846 9012A	02/05-02/06/08	8037341

Dilution Factor: 1 MDL.....: 0.0050

Environmental Quality Mgt., Inc.

Client Sample ID: FWGLL2mw-060C-0569-GW

General Chemistry

Lot-Sample #...: A8A290102-004 Work Order #...: KF7WQ Matrix.....: WG
Date Sampled...: 01/28/08 11:45 Date Received..: 01/29/08

PARAMETER	RESULT	RL	UNITS	METHOD	PREPARATION-ANALYSIS DATE	PREP BATCH #
Cyanide, Total	ND	0.010	mg/L	SW846 9012A	02/04/08	8035398
	Dilution Factor: 1			MDL.....: 0.0050		

Environmental Quality Mgt., Inc.

Client Sample ID: FWGLL2mw-265C-0572-GW

General Chemistry

Lot-Sample #...: A8A290102-006 Work Order #...: KF7WV Matrix.....: WG
Date Sampled...: 01/28/08 12:45 Date Received..: 01/29/08

PARAMETER	RESULT	RL	UNITS	METHOD	PREPARATION-ANALYSIS DATE	PREP BATCH #
Cyanide, Total	ND	0.010	mg/L	SW846 9012A	02/04/08	8035398

Dilution Factor: 1 Initial Wgt/Vol: Final Wgt/Vol..: 0
MDL.....: 0.0050

Environmental Quality Mgt., Inc.

Client Sample ID: FWGLL2mw-DUP1-0601-GW

General Chemistry

Lot-Sample #...: A8A290102-008 **Work Order #...:** KF7W2 **Matrix.....:** WG
Date Sampled...: 01/28/08 12:59 **Date Received..:** 01/29/08

PARAMETER	RESULT	RL	UNITS	METHOD	PREPARATION-ANALYSIS DATE	PREP BATCH #
Cyanide, Total	ND	0.010	mg/L	SW846 9012A	02/04/08	8035398

Dilution Factor: 1 MDL.....: 0.0050

Environmental Quality Mgt., Inc.

Client Sample ID: FWGLL3mw-243C-0582-GW

General Chemistry

Lot-Sample #...: A8A290102-010 Work Order #...: KF7W4 Matrix.....: WG
Date Sampled...: 01/28/08 15:00 Date Received..: 01/29/08

PARAMETER	RESULT	RL	UNITS	METHOD	PREPARATION-ANALYSIS DATE	PREP BATCH #
Cyanide, Total	0.020	0.010	mg/L	SW846 9012A	02/04/08	8035398

Dilution Factor: 1 MDL.....: 0.0050

Environmental Quality Mgt., Inc.

Client Sample ID: FWGEQUIPRINSE1-0609-GW

General Chemistry

Lot-Sample #...: A8A290102-012 **Work Order #...:** KF7W7 **Matrix.....:** WQ
Date Sampled...: 01/28/08 11:24 **Date Received..:** 01/29/08

PARAMETER	RESULT	RL	UNITS	METHOD	PREPARATION-ANALYSIS DATE	PREP BATCH #
Cyanide, Total	ND	0.010	mg/L	SW846 9012A	02/04/08	8035398

Dilution Factor: 1 MDL.....: 0.0050

Environmental Quality Mgt., Inc.

Client Sample ID: FWGLL1mw-079C-0568-GW

General Chemistry

Lot-Sample #...: A8A290102-013 **Work Order #...:** KF7W9 **Matrix.....:** WG
Date Sampled...: 01/28/08 13:30 **Date Received..:** 01/29/08

PARAMETER	RESULT	RL	UNITS	METHOD	PREPARATION-ANALYSIS DATE	PREP BATCH #
Cyanide, Total	ND	0.010	mg/L	SW846 9012A	02/04/08	8035398

Dilution Factor: 1 MDL.....: 0.0050

Environmental Quality Mgt., Inc.

Client Sample ID: FWGLL1mw-065C-0567-GW

General Chemistry

Lot-Sample #...: A8A290102-016 **Work Order #...:** KF7XE **Matrix.....:** WG
Date Sampled...: 01/28/08 17:15 **Date Received..:** 01/29/08

PARAMETER	RESULT	RL	UNITS	METHOD	PREPARATION-ANALYSIS DATE	PREP BATCH #
Cyanide, Total	ND	0.010	mg/L	SW846 9012A	02/04/08	8035398

Dilution Factor: 1 MDL.....: 0.0050

Environmental Quality Mgt., Inc.

Client Sample ID: FWGLL2mw-270C-0574-GW

General Chemistry

Lot-Sample #...: A8A290102-018 **Work Order #...:** KF7XG **Matrix.....:** WG
Date Sampled...: 01/28/08 10:50 **Date Received..:** 01/29/08

PARAMETER	RESULT	RL	UNITS	METHOD	PREPARATION-ANALYSIS DATE	PREP BATCH #
Cyanide, Total	ND	0.010	mg/L	SW846 9012A	02/04/08	8035398

Dilution Factor: 1 Initial Wgt/Vol: Final Wgt/Vol..: 0
MDL.....: 0.0050

Environmental Quality Mgt., Inc.

Client Sample ID: FWGLL2mw-268C-0573-GW

General Chemistry

Lot-Sample #...: A8A290102-020 **Work Order #...:** KF7XM **Matrix.....:** WG
Date Sampled...: 01/28/08 12:30 **Date Received..:** 01/29/08

PARAMETER	RESULT	RL	UNITS	METHOD	PREPARATION-ANALYSIS DATE	PREP BATCH #
Cyanide, Total	ND	0.010	mg/L	SW846 9012A	02/04/08	8035398

Dilution Factor: 1 MDL.....: 0.0050

Environmental Quality Mgt., Inc.

Client Sample ID: FWGLL2mw-261C-0570-GW

General Chemistry

Lot-Sample #...: A8A290102-022 **Work Order #...:** KF7XQ **Matrix.....:** WG
Date Sampled...: 01/28/08 14:00 **Date Received..:** 01/29/08

PARAMETER	RESULT	RL	UNITS	METHOD	PREPARATION-ANALYSIS DATE	PREP BATCH #
Cyanide, Total	ND	0.010	mg/L	SW846 9012A	02/04/08	8035398

Dilution Factor: 1 MDL.....: 0.0050

METHOD BLANK REPORT

General Chemistry

Client Lot #...: A8A290102 **Matrix.....:** WATER

PARAMETER	RESULT	REPORTING LIMIT	UNITS	METHOD	PREPARATION-ANALYSIS DATE	PREP BATCH #
Cyanide, Total		Work Order #: KGJMP1AA		MB Lot-Sample #:	A8B040000-398	
	ND	0.010	mg/L	SW846 9012A	02/04/08	8035398
		Dilution Factor: 1				
Cyanide, Total		Work Order #: KGMDH1AA		MB Lot-Sample #:	A8B060000-341	
	ND	0.010	mg/L	SW846 9012A	02/05-02/06/08	8037341
		Dilution Factor: 1				

NOTE(S):

Calculations are performed before rounding to avoid round-off errors in calculated results.

LABORATORY CONTROL SAMPLE EVALUATION REPORT

General Chemistry

Client Lot #...: A8A290102 **Matrix.....:** WATER

PARAMETER	PERCENT RECOVERY	RECOVERY LIMITS	METHOD	PREPARATION-ANALYSIS DATE	PREP BATCH #
Cyanide, Total		Work Order #: KGJMP1AC	LCS Lot-Sample#: A8B040000-398		
	91	(80 - 120)	SW846 9012A	02/04/08	8035398
		Dilution Factor: 1			
Cyanide, Total		Work Order #: KGMDH1AC	LCS Lot-Sample#: A8B060000-341		
	89	(80 - 120)	SW846 9012A	02/05-02/06/08	8037341
		Dilution Factor: 1			

NOTE(S):

Calculations are performed before rounding to avoid round-off errors in calculated results.

MATRIX SPIKE SAMPLE DATA REPORT

General Chemistry

Client Lot #...: A8A290102 **Matrix.....:** WG
Date Sampled...: 01/28/08 14:00 **Date Received..:** 01/29/08

PARAMETER	SAMPLE AMOUNT	SPIKE AMT	MEASRD AMOUNT	UNITS	PERCNT RECVRY	RPD	METHOD	PREPARATION-ANALYSIS DATE	PREP BATCH #
Cyanide, Total			WO#: KF7XQ1AM-MS/KF7XQ1AN-MSD		MS Lot-Sample #: A8A290102-022				
	ND	0.040	0.034	mg/L	84		SW846 9012A	02/04/08	8035398
	ND	0.040	0.034	mg/L	82	1.2	SW846 9012A	02/04/08	8035398
			Dilution Factor: 1						

NOTE(S):

Calculations are performed before rounding to avoid round-off errors in calculated results.

MATRIX SPIKE SAMPLE DATA REPORT

General Chemistry

Client Lot #...: A8A290102 **Matrix.....:** WATER
Date Sampled...: 01/31/08 09:35 **Date Received..:** 01/31/08

PARAMETER	SAMPLE AMOUNT	SPIKE AMT	MEASRD AMOUNT	UNITS	PERCNT RECVRY	RPD	METHOD	PREPARATION-ANALYSIS DATE	PREP BATCH #
Cyanide, Total			WO#: KGCL01AQ-MS/KGCL01AR-MSD		MS Lot-Sample #: A8A310102-017				
	ND	0.040	0.035	mg/L	88		SW846 9012A	02/05-02/06/08	8037341
	ND	0.040	0.031	mg/L	78	12	SW846 9012A	02/05-02/06/08	8037341
			Dilution Factor: 1						
Cyanide, Total			WO#: KGD3Q1AQ-MS/KGD3Q1AR-MSD		MS Lot-Sample #: A8A310224-015				
	ND	0.040	0.031	mg/L	77		SW846 9012A	02/05-02/06/08	8037341
	ND	0.040	0.031	mg/L	75	2.3	SW846 9012A	02/05-02/06/08	8037341
			Dilution Factor: 1						

NOTE(S):

Calculations are performed before rounding to avoid round-off errors in calculated results.

MDL VERIFICATION CHECK

MDL check for IC 320

Element	MDL(mg/L)	2X(MDL)(mg/L)	Verification Check(mg/L)	Date Analyzed
Fluoride	0.015	0.03=.05	**0.01**	1/9/2008
Chloride	0.051	0.102	**0.012**	1/9/2008
Nitrite	0.012	0.025	**0.007**	1/9/2008
Bromide	0.081	0.162=0.2	**0.046**	1/9/2008
Nitrate	0.023	0.046=0.05	**0.013**	1/9/2008
O-phos	0.044	0.088=.1	**0.089**	1/9/2008
Sulfate	0.12	0.25=0.25	**0.3216**	1/9/2008

MDL check for IC 120

Element	MDL(mg/L)	2X(MDL)(mg/L)	Verification Check(mg/L)	Date Analyzed
Fluride	0.0077	0.0154=0.02	**0.024**	1/10/2008
Chloride	0.1	0.2	**0.178**	1/10/2008
Nitrite	0.0099	0.0198=0.02	**0.023**	1/10/2008
Bromide	0.032	0.064=0.1	**0.085**	1/10/2008
Nitrate	0.01	0.02	**0.022**	1/10/2008
O-phos	0.026	0.052=0.05	**0.033**	1/10/2008
Sulfate	0.14	0.28=0.25	**0.232**	1/10/2008

MDL Verification for Cyanide Total

	MDL(units)	Concentration spiked	Result obtained	Date Analyzed
CN Total Water	0.0051 mg/L	0.01 mg/L	0.0066 mg/L	1/10/2008
CN Total Solid	0.1 mg/kg	0.2 mg/kg	0.1272 mg/kg	1/10/2008

Reporting Limits Outlier Report (detected results reported below the reporting limit)

Lab Report Batch: A8A290102 **Lab ID:** STLCAN

Client Sample ID	Lab Sample ID	Analysis Method	Matrix	Analyte Name	Lab Qualifier	Result	EDD Reporting Limit	Units
FWGEQUIPRINSE1-0609-	A8A290102012	6010B	AQ	Potassium	B J	148	1000	ug/L
		8260B		2-Butanone	J	1.9	10	ug/L
				Acetone	J	5.0	10	ug/L
				Chloroform	J	0.90	1.0	ug/L
				Chloromethane	J	0.30	1.0	ug/L
				Toluene	J	0.41	1.0	ug/L
FWGLL1mw-065C-0567-G	A8A290102017	6020		Zinc	B	2.5	10.0	ug/L
FWGLL1mw-065C-0567-G	A8A290102016	8260B		Chloromethane	J	0.32	1.0	ug/L
		8270C		bis(2-Ethylhexyl) phthalate	J	8.6	10	ug/L
FWGLL1mw-079C-0568-G	A8A290102014	6010B		Barium	B	5.4	10.0	ug/L
		6020		Cadmium	B	0.21	0.50	ug/L
FWGLL1mw-079C-0568-G	A8A290102013	8081A		beta-BHC	J	0.018	0.030	ug/L
FWGLL2mw-060C-0569-G	A8A290102005	6010B		Potassium	B J	451	1000	ug/L
		6020		Antimony	B	0.18	2.0	ug/L
				Iron	B	32.2	50.0	ug/L
				Zinc	B	3.4	10.0	ug/L
FWGLL2mw-261C-0570-G	A8A290102023	6010B		Cobalt	B	1.9	5.0	ug/L
				Nickel	B	4.0	10.0	ug/L
FWGLL2mw-264C-0571-G	A8A290102003			Barium	B	4.8	10.0	ug/L
				Potassium	B J	607	1000	ug/L
		6020		Thallium	B	0.15	1.0	ug/L
				Zinc	B	2.4	10.0	ug/L
FWGLL2mw-265C-0574-G	A8A290102007	6010B		Barium	B	6.2	10.0	ug/L
				Nickel	B	8.2	10.0	ug/L
				Potassium	B J	561	1000	ug/L
		6020		Zinc	B	2.8	10.0	ug/L
FWGLL2mw-265C-0574-G	A8A290102006	8260B		Acetone	J	1.2	10	ug/L
FWGLL2mw-268C-0573-G	A8A290102021	7470A		Mercury	B	0.14	0.20	ug/L
FWGLL2mw-268C-0573-G	A8A290102020	8260B		Acetone	J	5.4	10	ug/L
FWGLL2mw-270C-0572-G	A8A290102018	8270C		Pentachlorophenol	J	1.3	5.0	ug/L
FWGLL2mw-DUP1-0601-	A8A290102009	6010B		Arsenic	B	4.3	5.0	ug/L
				Barium	B	6.9	10.0	ug/L
				Cobalt	B	3.5	5.0	ug/L
				Potassium	B J	600	1000	ug/L
				Silver	B	2.6	5.0	ug/L
				Vanadium	B	2.2	10.0	ug/L

Project Number and Name: **030240.0006 - Ravenna**

Reporting Limits Outlier Report (detected results reported below the reporting limit)

Lab Report Batch: A8A290102 **Lab ID:** STLCAN

Client Sample ID	Lab Sample ID	Analysis Method	Matrix	Analyte Name	Lab Qualifier	Result	EDD Reporting Limit	Units
FWGLL2mw-DUP1-0601-	A8A290102009	6020	AQ	Zinc	B	3.1	10.0	ug/L
FWGLL3mw-243C-0582-G	A8A290102011	6010B		Manganese	B	1.1	10.0	ug/L
		6020		Antimony	B	0.40	2.0	ug/L
				Zinc	B	5.3	10.0	ug/L
FWGTEAM1-TRIP	A8A290102024	8260B		Acetone	J	4.6	10	ug/L
FWGTEAM2-TRIP	A8A290102001			4-Methyl-2-pentanone	J	0.32	10	ug/L
				Acetone	J	4.9	10	ug/L
FWGTEAM3-TRIP	A8A290102015			Acetone	J	6.2	10	ug/L

QC Outlier Report: Non-Qualified Outliers for Reporting Limits
(Sample is non-detect but reported result exceeds project requirements for reporting limit)

Lab Report Batch: A8A290102 **Lab ID:** STLCAN

Client Sample ID	Lab Sample ID	Analysis Method	Matrix	Analyte Name	Lab Qualifier	Result	Reporting Limit Criteria*	Units
FWGEQUIPRINSE1-0609-	A8A290102012	6010B	AQ	Calcium	U	1000	100.00	ug/L
				Magnesium	U	1000	100.00	ug/L
		8260B		1,1,1-Trichloroethane	U	1.0	1.00	ug/L
				1,1,2,2-Tetrachloroethane	U	1.0	1.00	ug/L
				1,1,2-Trichloroethane	U	1.0	1.00	ug/L
				1,1-Dichloroethane	U	1.0	1.00	ug/L
				1,1-Dichloroethene	U	1.0	1.00	ug/L
				1,2-Dibromoethane	U	1.0	1.00	ug/L
				1,2-Dichloroethane	U	1.0	1.00	ug/L
				1,2-Dichloropropane	U	1.0	1.00	ug/L
				2-Hexanone	U	10	10.00	ug/L
				4-Methyl-2-pentanone	U	10	10.00	ug/L
				Benzene	U	1.0	1.00	ug/L
				Bromodichloromethane	U	1.0	1.00	ug/L
				Bromoform	U	1.0	1.00	ug/L
				Bromomethane	U	1.0	1.00	ug/L
				Carbon disulfide	U	1.0	5.00	ug/L
				Carbon tetrachloride	U	1.0	1.00	ug/L
				Chlorobenzene	U	1.0	1.00	ug/L
				Chloroethane	U	1.0	1.00	ug/L
				cis-1,2-Dichloroethene	U	1.0	1.00	ug/L
				cis-1,3-Dichloropropene	U	1.0	1.00	ug/L
				Dibromochloromethane	U	1.0	1.00	ug/L
				Ethylbenzene	U	1.0	1.00	ug/L
				o-Xylene	U	1.0	1.00	ug/L
				Styrene	U	1.0	1.00	ug/L
				Tetrachloroethene	U	1.0	1.00	ug/L
				TOTAL XYLENES	U	2.0	2.00	ug/L
				trans-1,2-Dichloroethene	U	1.0	1.00	ug/L
				trans-1,3-Dichloropropene	U	1.0	1.00	ug/L
				Trichloroethene	U	1.0	1.00	ug/L
				Vinyl chloride	U	1.0	1.00	ug/L

* Reporting Limit Criteria = (Dilution Factor) * (Reporting Limit from the reference project library) * (Percent Moisture Correction)
Percent Moisture Correction:
Soil: 100 / (100 - Percent Moisture)
Water: 1

Project Number and Name: **030240.0006 - Ravenna**

QC Outlier Report: Non-Qualified Outliers for Reporting Limits
(Sample is non-detect but reported result exceeds project requirements for reporting limit)

Lab Report Batch: A8A290102 **Lab ID:** STLCAN

Client Sample ID	Lab Sample ID	Analysis Method	Matrix	Analyte Name	Lab Qualifier	Result	Reporting Limit Criteria*	Units
FWGLL1mw-065C-0567-G	A8A290102016	8260B	AQ	1,1,1-Trichloroethane	U	1.0	1.00	ug/L
				1,1,2,2-Tetrachloroethane	U	1.0	1.00	ug/L
				1,1,2-Trichloroethane	U	1.0	1.00	ug/L
				1,1-Dichloroethane	U	1.0	1.00	ug/L
				1,1-Dichloroethene	U	1.0	1.00	ug/L
				1,2-Dibromoethane	U	1.0	1.00	ug/L
				1,2-Dichloroethane	U	1.0	1.00	ug/L
				1,2-Dichloropropane	U	1.0	1.00	ug/L
				2-Butanone	U	10	10.00	ug/L
				2-Hexanone	U	10	10.00	ug/L
				4-Methyl-2-pentanone	U	10	10.00	ug/L
				Benzene	U	1.0	1.00	ug/L
				Bromodichloromethane	U	1.0	1.00	ug/L
				Bromoform	U	1.0	1.00	ug/L
				Bromomethane	U	1.0	1.00	ug/L
				Carbon disulfide	U	1.0	5.00	ug/L
				Carbon tetrachloride	U	1.0	1.00	ug/L
				Chlorobenzene	U	1.0	1.00	ug/L
				Chloroethane	U	1.0	1.00	ug/L
				Chloroform	U	1.0	1.00	ug/L
				cis-1,2-Dichloroethene	U	1.0	1.00	ug/L
				cis-1,3-Dichloropropene	U	1.0	1.00	ug/L
				Dibromochloromethane	U	1.0	1.00	ug/L
				Ethylbenzene	U	1.0	1.00	ug/L
				o-Xylene	U	1.0	1.00	ug/L
				Styrene	U	1.0	1.00	ug/L
				Tetrachloroethene	U	1.0	1.00	ug/L
				Toluene	U	1.0	1.00	ug/L
				TOTAL XYLENES	U	2.0	2.00	ug/L
				trans-1,2-Dichloroethene	U	1.0	1.00	ug/L
				trans-1,3-Dichloropropene	U	1.0	1.00	ug/L
				Trichloroethene	U	1.0	1.00	ug/L

* Reporting Limit Criteria = (Dilution Factor) * (Reporting Limit from the reference project library) * (Percent Moisture Correction)
Percent Moisture Correction:
Soil: 100 / (100 - Percent Moisture)
Water: 1

Project Number and Name: **030240.0006 - Ravenna**

QC Outlier Report: Non-Qualified Outliers for Reporting Limits
(Sample is non-detect but reported result exceeds project requirements for reporting limit)

Lab Report Batch: A8A290102 **Lab ID:** STLCAN

Client Sample ID	Lab Sample ID	Analysis Method	Matrix	Analyte Name	Lab Qualifier	Result	Reporting Limit Criteria*	Units
FWGLL1mw-065C-0567-G	A8A290102016	8260B	AQ	Vinyl chloride	U	1.0	1.00	ug/L
FWGLL1mw-079C-0568-G	A8A290102013	8260B	AQ	1,1,1-Trichloroethane	U	1.0	1.00	ug/L
				1,1,2,2-Tetrachloroethane	U	1.0	1.00	ug/L
				1,1,2-Trichloroethane	U	1.0	1.00	ug/L
				1,1-Dichloroethane	U	1.0	1.00	ug/L
				1,1-Dichloroethene	U	1.0	1.00	ug/L
				1,2-Dibromoethane	U	1.0	1.00	ug/L
				1,2-Dichloroethane	U	1.0	1.00	ug/L
				1,2-Dichloropropane	U	1.0	1.00	ug/L
				2-Butanone	U	10	10.00	ug/L
				2-Hexanone	U	10	10.00	ug/L
				4-Methyl-2-pentanone	U	10	10.00	ug/L
				Benzene	U	1.0	1.00	ug/L
				Bromodichloromethane	U	1.0	1.00	ug/L
				Bromoform	U	1.0	1.00	ug/L
				Bromomethane	U	1.0	1.00	ug/L
				Carbon disulfide	U	1.0	5.00	ug/L
				Carbon tetrachloride	U	1.0	1.00	ug/L
				Chlorobenzene	U	1.0	1.00	ug/L
				Chloroethane	U	1.0	1.00	ug/L
				Chloroform	U	1.0	1.00	ug/L
				Chloromethane	U	1.0	1.00	ug/L
				cis-1,2-Dichloroethene	U	1.0	1.00	ug/L
				cis-1,3-Dichloropropene	U	1.0	1.00	ug/L
				Dibromochloromethane	U	1.0	1.00	ug/L
				Ethylbenzene	U	1.0	1.00	ug/L
				o-Xylene	U	1.0	1.00	ug/L
				Styrene	U	1.0	1.00	ug/L
				Tetrachloroethene	U	1.0	1.00	ug/L
				Toluene	U	1.0	1.00	ug/L
				TOTAL XYLENES	U	2.0	2.00	ug/L
				trans-1,2-Dichloroethene	U	1.0	1.00	ug/L

* Reporting Limit Criteria = (Dilution Factor) * (Reporting Limit from the reference project library) * (Percent Moisture Correction)
Percent Moisture Correction:
Soil: 100 / (100 - Percent Moisture)
Water: 1

Project Number and Name: **030240.0006 - Ravenna**

QC Outlier Report: Non-Qualified Outliers for Reporting Limits
(Sample is non-detect but reported result exceeds project requirements for reporting limit)

Lab Report Batch: A8A290102 **Lab ID:** STLCAN

Client Sample ID	Lab Sample ID	Analysis Method	Matrix	Analyte Name	Lab Qualifier	Result	Reporting Limit Criteria*	Units
FWGLL1mw-079C-0568-G	A8A290102013	8260B	AQ	trans-1,3-Dichloropropene	U	1.0	1.00	ug/L
				Trichloroethene	U	1.0	1.00	ug/L
				Vinyl chloride	U	1.0	1.00	ug/L
FWGLL2mw-060C-0569-G	A8A290102004	8260B	AQ	1,1,1-Trichloroethane	U	1.0	1.00	ug/L
				1,1,2,2-Tetrachloroethane	U	1.0	1.00	ug/L
				1,1,2-Trichloroethane	U	1.0	1.00	ug/L
				1,1-Dichloroethane	U	1.0	1.00	ug/L
				1,1-Dichloroethene	U	1.0	1.00	ug/L
				1,2-Dibromoethane	U	1.0	1.00	ug/L
				1,2-Dichloroethane	U	1.0	1.00	ug/L
				1,2-Dichloropropane	U	1.0	1.00	ug/L
				2-Butanone	U	10	10.00	ug/L
				2-Hexanone	U	10	10.00	ug/L
				4-Methyl-2-pentanone	U	10	10.00	ug/L
				Benzene	U	1.0	1.00	ug/L
				Bromodichloromethane	U	1.0	1.00	ug/L
				Bromoform	U	1.0	1.00	ug/L
				Bromomethane	U	1.0	1.00	ug/L
				Carbon disulfide	U	1.0	5.00	ug/L
				Carbon tetrachloride	U	1.0	1.00	ug/L
				Chlorobenzene	U	1.0	1.00	ug/L
				Chloroethane	U	1.0	1.00	ug/L
				Chloroform	U	1.0	1.00	ug/L
				Chloromethane	U	1.0	1.00	ug/L
				cis-1,2-Dichloroethene	U	1.0	1.00	ug/L
				cis-1,3-Dichloropropene	U	1.0	1.00	ug/L
				Dibromochloromethane	U	1.0	1.00	ug/L
				Ethylbenzene	U	1.0	1.00	ug/L
				o-Xylene	U	1.0	1.00	ug/L
				Styrene	U	1.0	1.00	ug/L
				Tetrachloroethene	U	1.0	1.00	ug/L
				Toluene	U	1.0	1.00	ug/L

* Reporting Limit Criteria = (Dilution Factor) * (Reporting Limit from the reference project library) * (Percent Moisture Correction)
Percent Moisture Correction:
Soil: 100 / (100 - Percent Moisture)
Water: 1

Project Number and Name: **030240.0006 - Ravenna**

QC Outlier Report: Non-Qualified Outliers for Reporting Limits
(Sample is non-detect but reported result exceeds project requirements for reporting limit)

Lab Report Batch: A8A290102 **Lab ID:** STLCAN

Client Sample ID	Lab Sample ID	Analysis Method	Matrix	Analyte Name	Lab Qualifier	Result	Reporting Limit Criteria*	Units
FWGLL2mw-060C-0569-G	A8A290102004	8260B	AQ	TOTAL XYLENES	U	2.0	2.00	ug/L
				trans-1,2-Dichloroethene	U	1.0	1.00	ug/L
				trans-1,3-Dichloropropene	U	1.0	1.00	ug/L
				Trichloroethene	U	1.0	1.00	ug/L
				Vinyl chloride	U	1.0	1.00	ug/L
FWGLL2mw-261C-0570-G	A8A290102022	8260B	AQ	1,1,1-Trichloroethane	U	1.0	1.00	ug/L
				1,1,2,2-Tetrachloroethane	U	1.0	1.00	ug/L
				1,1,2-Trichloroethane	U	1.0	1.00	ug/L
				1,1-Dichloroethane	U	1.0	1.00	ug/L
				1,1-Dichloroethene	U	1.0	1.00	ug/L
				1,2-Dibromoethane	U	1.0	1.00	ug/L
				1,2-Dichloroethane	U	1.0	1.00	ug/L
				1,2-Dichloropropane	U	1.0	1.00	ug/L
				2-Butanone	U	10	10.00	ug/L
				2-Hexanone	U	10	10.00	ug/L
				4-Methyl-2-pentanone	U	10	10.00	ug/L
				Benzene	U	1.0	1.00	ug/L
				Bromodichloromethane	U	1.0	1.00	ug/L
				Bromoform	U	1.0	1.00	ug/L
				Bromomethane	U	1.0	1.00	ug/L
				Carbon disulfide	U	1.0	5.00	ug/L
				Carbon tetrachloride	U	1.0	1.00	ug/L
				Chlorobenzene	U	1.0	1.00	ug/L
				Chloroethane	U	1.0	1.00	ug/L
				Chloroform	U	1.0	1.00	ug/L
				Chloromethane	U	1.0	1.00	ug/L
				cis-1,2-Dichloroethene	U	1.0	1.00	ug/L
				cis-1,3-Dichloropropene	U	1.0	1.00	ug/L
				Dibromochloromethane	U	1.0	1.00	ug/L
				Ethylbenzene	U	1.0	1.00	ug/L
				o-Xylene	U	1.0	1.00	ug/L
				Styrene	U	1.0	1.00	ug/L

* Reporting Limit Criteria = (Dilution Factor) * (Reporting Limit from the reference project library) * (Percent Moisture Correction)
Percent Moisture Correction:
Soil: 100 / (100 - Percent Moisture)
Water: 1

Project Number and Name: **030240.0006 - Ravenna**

QC Outlier Report: Non-Qualified Outliers for Reporting Limits
(Sample is non-detect but reported result exceeds project requirements for reporting limit)

Lab Report Batch: A8A290102 **Lab ID:** STLCAN

Client Sample ID	Lab Sample ID	Analysis Method	Matrix	Analyte Name	Lab Qualifier	Result	Reporting Limit Criteria*	Units
FWGLL2mw-261C-0570-G	A8A290102022	8260B	AQ	Tetrachloroethene	U	1.0	1.00	ug/L
				Toluene	U	1.0	1.00	ug/L
				TOTAL XYLENES	U	2.0	2.00	ug/L
				trans-1,2-Dichloroethene	U	1.0	1.00	ug/L
				trans-1,3-Dichloropropene	U	1.0	1.00	ug/L
				Trichloroethene	U	1.0	1.00	ug/L
				Vinyl chloride	U	1.0	1.00	ug/L
FWGLL2mw-264C-0571-G	A8A290102002	8260B	AQ	1,1,1-Trichloroethane	U	1.0	1.00	ug/L
				1,1,2,2-Tetrachloroethane	U	1.0	1.00	ug/L
				1,1,2-Trichloroethane	U	1.0	1.00	ug/L
				1,1-Dichloroethane	U	1.0	1.00	ug/L
				1,1-Dichloroethene	U	1.0	1.00	ug/L
				1,2-Dibromoethane	U	1.0	1.00	ug/L
				1,2-Dichloroethane	U	1.0	1.00	ug/L
				1,2-Dichloropropane	U	1.0	1.00	ug/L
				2-Butanone	U	10	10.00	ug/L
				2-Hexanone	U	10	10.00	ug/L
				4-Methyl-2-pentanone	U	10	10.00	ug/L
				Benzene	U	1.0	1.00	ug/L
				Bromodichloromethane	U	1.0	1.00	ug/L
				Bromoform	U	1.0	1.00	ug/L
				Bromomethane	U	1.0	1.00	ug/L
				Carbon disulfide	U	1.0	5.00	ug/L
				Carbon tetrachloride	U	1.0	1.00	ug/L
				Chlorobenzene	U	1.0	1.00	ug/L
				Chloroethane	U	1.0	1.00	ug/L
				Chloroform	U	1.0	1.00	ug/L
				Chloromethane	U	1.0	1.00	ug/L
				cis-1,2-Dichloroethene	U	1.0	1.00	ug/L
				cis-1,3-Dichloropropene	U	1.0	1.00	ug/L
				Dibromochloromethane	U	1.0	1.00	ug/L
				Ethylbenzene	U	1.0	1.00	ug/L

* Reporting Limit Criteria = (Dilution Factor) * (Reporting Limit from the reference project library) * (Percent Moisture Correction)
Percent Moisture Correction:
Soil: 100 / (100 - Percent Moisture)
Water: 1

Project Number and Name: **030240.0006 - Ravenna**

QC Outlier Report: Non-Qualified Outliers for Reporting Limits
(Sample is non-detect but reported result exceeds project requirements for reporting limit)

Lab Report Batch: A8A290102 **Lab ID:** STLCAN

Client Sample ID	Lab Sample ID	Analysis Method	Matrix	Analyte Name	Lab Qualifier	Result	Reporting Limit Criteria*	Units
FWGLL2mw-264C-0571-G	A8A290102002	8260B	AQ	o-Xylene	U	1.0	1.00	ug/L
				Styrene	U	1.0	1.00	ug/L
				Tetrachloroethene	U	1.0	1.00	ug/L
				Toluene	U	1.0	1.00	ug/L
				TOTAL XYLENES	U	2.0	2.00	ug/L
				trans-1,2-Dichloroethene	U	1.0	1.00	ug/L
				trans-1,3-Dichloropropene	U	1.0	1.00	ug/L
				Trichloroethene	U	1.0	1.00	ug/L
				Vinyl chloride	U	1.0	1.00	ug/L
FWGLL2mw-265C-0574-G	A8A290102006	8260B	AQ	1,1,1-Trichloroethane	U	1.0	1.00	ug/L
				1,1,2,2-Tetrachloroethane	U	1.0	1.00	ug/L
				1,1,2-Trichloroethane	U	1.0	1.00	ug/L
				1,1-Dichloroethane	U	1.0	1.00	ug/L
				1,1-Dichloroethene	U	1.0	1.00	ug/L
				1,2-Dibromoethane	U	1.0	1.00	ug/L
				1,2-Dichloroethane	U	1.0	1.00	ug/L
				1,2-Dichloropropane	U	1.0	1.00	ug/L
				2-Butanone	U	10	10.00	ug/L
				2-Hexanone	U	10	10.00	ug/L
				4-Methyl-2-pentanone	U	10	10.00	ug/L
				Benzene	U	1.0	1.00	ug/L
				Bromodichloromethane	U	1.0	1.00	ug/L
				Bromoform	U	1.0	1.00	ug/L
				Bromomethane	U	1.0	1.00	ug/L
				Carbon disulfide	U	1.0	5.00	ug/L
				Carbon tetrachloride	U	1.0	1.00	ug/L
				Chlorobenzene	U	1.0	1.00	ug/L
				Chloroethane	U	1.0	1.00	ug/L
				Chloroform	U	1.0	1.00	ug/L
				Chloromethane	U	1.0	1.00	ug/L
				cis-1,2-Dichloroethene	U	1.0	1.00	ug/L
				cis-1,3-Dichloropropene	U	1.0	1.00	ug/L

* Reporting Limit Criteria = (Dilution Factor) * (Reporting Limit from the reference project library) * (Percent Moisture Correction)
Percent Moisture Correction:
Soil: 100 / (100 - Percent Moisture)
Water: 1

Project Number and Name: **030240.0006 - Ravenna**

QC Outlier Report: Non-Qualified Outliers for Reporting Limits
(Sample is non-detect but reported result exceeds project requirements for reporting limit)

Lab Report Batch: A8A290102 **Lab ID:** STLCAN

Client Sample ID	Lab Sample ID	Analysis Method	Matrix	Analyte Name	Lab Qualifier	Result	Reporting Limit Criteria*	Units
FWGLL2mw-265C-0574-G	A8A290102006	8260B	AQ	Dibromochloromethane	U	1.0	1.00	ug/L
				Ethylbenzene	U	1.0	1.00	ug/L
				o-Xylene	U	1.0	1.00	ug/L
				Styrene	U	1.0	1.00	ug/L
				Tetrachloroethene	U	1.0	1.00	ug/L
				Toluene	U	1.0	1.00	ug/L
				TOTAL XYLENES	U	2.0	2.00	ug/L
				trans-1,2-Dichloroethene	U	1.0	1.00	ug/L
				trans-1,3-Dichloropropene	U	1.0	1.00	ug/L
				Trichloroethene	U	1.0	1.00	ug/L
				Vinyl chloride	U	1.0	1.00	ug/L
FWGLL2mw-268C-0573-G	A8A290102020	8260B	AQ	1,1,1-Trichloroethane	U	1.0	1.00	ug/L
				1,1,2,2-Tetrachloroethane	U	1.0	1.00	ug/L
				1,1,2-Trichloroethane	U	1.0	1.00	ug/L
				1,1-Dichloroethane	U	1.0	1.00	ug/L
				1,1-Dichloroethene	U	1.0	1.00	ug/L
				1,2-Dibromoethane	U	1.0	1.00	ug/L
				1,2-Dichloroethane	U	1.0	1.00	ug/L
				1,2-Dichloropropane	U	1.0	1.00	ug/L
				2-Butanone	U	10	10.00	ug/L
				2-Hexanone	U	10	10.00	ug/L
				4-Methyl-2-pentanone	U	10	10.00	ug/L
				Benzene	U	1.0	1.00	ug/L
				Bromodichloromethane	U	1.0	1.00	ug/L
				Bromoform	U	1.0	1.00	ug/L
				Bromomethane	U	1.0	1.00	ug/L
				Carbon disulfide	U	1.0	5.00	ug/L
				Carbon tetrachloride	U	1.0	1.00	ug/L
				Chlorobenzene	U	1.0	1.00	ug/L
				Chloroethane	U	1.0	1.00	ug/L
				Chloroform	U	1.0	1.00	ug/L
				Chloromethane	U	1.0	1.00	ug/L

* Reporting Limit Criteria = (Dilution Factor) * (Reporting Limit from the reference project library) * (Percent Moisture Correction)
Percent Moisture Correction:
Soil: 100 / (100 - Percent Moisture)
Water: 1

Project Number and Name: **030240.0006 - Ravenna**

QC Outlier Report: Non-Qualified Outliers for Reporting Limits
(Sample is non-detect but reported result exceeds project requirements for reporting limit)

Lab Report Batch: A8A290102 **Lab ID:** STLCAN

Client Sample ID	Lab Sample ID	Analysis Method	Matrix	Analyte Name	Lab Qualifier	Result	Reporting Limit Criteria*	Units
FWGLL2mw-268C-0573-G	A8A290102020	8260B	AQ	cis-1,2-Dichloroethene	U	1.0	1.00	ug/L
				cis-1,3-Dichloropropene	U	1.0	1.00	ug/L
				Dibromochloromethane	U	1.0	1.00	ug/L
				Ethylbenzene	U	1.0	1.00	ug/L
				o-Xylene	U	1.0	1.00	ug/L
				Styrene	U	1.0	1.00	ug/L
				Tetrachloroethene	U	1.0	1.00	ug/L
				Toluene	U	1.0	1.00	ug/L
				TOTAL XYLENES	U	2.0	2.00	ug/L
				trans-1,2-Dichloroethene	U	1.0	1.00	ug/L
				trans-1,3-Dichloropropene	U	1.0	1.00	ug/L
				Trichloroethene	U	1.0	1.00	ug/L
				Vinyl chloride	U	1.0	1.00	ug/L
FWGLL2mw-270C-0572-G	A8A290102018	8260B	AQ	1,1,1-Trichloroethane	U	1.0	1.00	ug/L
				1,1,2,2-Tetrachloroethane	U	1.0	1.00	ug/L
				1,1,2-Trichloroethane	U	1.0	1.00	ug/L
				1,1-Dichloroethane	U	1.0	1.00	ug/L
				1,1-Dichloroethene	U	1.0	1.00	ug/L
				1,2-Dibromoethane	U	1.0	1.00	ug/L
				1,2-Dichloroethane	U	1.0	1.00	ug/L
				1,2-Dichloropropane	U	1.0	1.00	ug/L
				2-Butanone	U	10	10.00	ug/L
				2-Hexanone	U	10	10.00	ug/L
				4-Methyl-2-pentanone	U	10	10.00	ug/L
				Benzene	U	1.0	1.00	ug/L
				Bromodichloromethane	U	1.0	1.00	ug/L
				Bromoform	U	1.0	1.00	ug/L
				Bromomethane	U	1.0	1.00	ug/L
				Carbon disulfide	U	1.0	5.00	ug/L
				Carbon tetrachloride	U	1.0	1.00	ug/L
				Chlorobenzene	U	1.0	1.00	ug/L
				Chloroethane	U	1.0	1.00	ug/L

* Reporting Limit Criteria = (Dilution Factor) * (Reporting Limit from the reference project library) * (Percent Moisture Correction)
Percent Moisture Correction:
Soil: 100 / (100 - Percent Moisture)
Water: 1

Project Number and Name: **030240.0006 - Ravenna**

QC Outlier Report: Non-Qualified Outliers for Reporting Limits
(Sample is non-detect but reported result exceeds project requirements for reporting limit)

Lab Report Batch: A8A290102 **Lab ID:** STLCAN

Client Sample ID	Lab Sample ID	Analysis Method	Matrix	Analyte Name	Lab Qualifier	Result	Reporting Limit Criteria*	Units
FWGLL2mw-270C-0572-G	A8A290102018	8260B	AQ	Chloroform	U	1.0	1.00	ug/L
				Chloromethane	U	1.0	1.00	ug/L
				cis-1,2-Dichloroethene	U	1.0	1.00	ug/L
				cis-1,3-Dichloropropene	U	1.0	1.00	ug/L
				Dibromochloromethane	U	1.0	1.00	ug/L
				Ethylbenzene	U	1.0	1.00	ug/L
				o-Xylene	U	1.0	1.00	ug/L
				Styrene	U	1.0	1.00	ug/L
				Tetrachloroethene	U	1.0	1.00	ug/L
				Toluene	U	1.0	1.00	ug/L
				TOTAL XYLENES	U	2.0	2.00	ug/L
				trans-1,2-Dichloroethene	U	1.0	1.00	ug/L
				trans-1,3-Dichloropropene	U	1.0	1.00	ug/L
				Trichloroethene	U	1.0	1.00	ug/L
				Vinyl chloride	U	1.0	1.00	ug/L
FWGLL2mw-DUP1-0601-	A8A290102008	8260B	AQ	1,1,1-Trichloroethane	U	1.0	1.00	ug/L
				1,1,2,2-Tetrachloroethane	U	1.0	1.00	ug/L
				1,1,2-Trichloroethane	U	1.0	1.00	ug/L
				1,1-Dichloroethane	U	1.0	1.00	ug/L
				1,1-Dichloroethene	U	1.0	1.00	ug/L
				1,2-Dibromoethane	U	1.0	1.00	ug/L
				1,2-Dichloroethane	U	1.0	1.00	ug/L
				1,2-Dichloropropane	U	1.0	1.00	ug/L
				2-Butanone	U	10	10.00	ug/L
				2-Hexanone	U	10	10.00	ug/L
				4-Methyl-2-pentanone	U	10	10.00	ug/L
				Benzene	U	1.0	1.00	ug/L
				Bromodichloromethane	U	1.0	1.00	ug/L
				Bromoform	U	1.0	1.00	ug/L
				Bromomethane	U	1.0	1.00	ug/L
				Carbon disulfide	U	1.0	5.00	ug/L
				Carbon tetrachloride	U	1.0	1.00	ug/L

* Reporting Limit Criteria = (Dilution Factor) * (Reporting Limit from the reference project library) * (Percent Moisture Correction)
Percent Moisture Correction:
Soil: 100 / (100 - Percent Moisture)
Water: 1

Project Number and Name: **030240.0006 - Ravenna**

QC Outlier Report: Non-Qualified Outliers for Reporting Limits
(Sample is non-detect but reported result exceeds project requirements for reporting limit)

Lab Report Batch: A8A290102 **Lab ID:** STLCAN

Client Sample ID	Lab Sample ID	Analysis Method	Matrix	Analyte Name	Lab Qualifier	Result	Reporting Limit Criteria*	Units
FWGLL2mw-DUP1-0601-	A8A290102008	8260B	AQ	Chlorobenzene	U	1.0	1.00	ug/L
				Chloroethane	U	1.0	1.00	ug/L
				Chloroform	U	1.0	1.00	ug/L
				Chloromethane	U	1.0	1.00	ug/L
				cis-1,2-Dichloroethene	U	1.0	1.00	ug/L
				cis-1,3-Dichloropropene	U	1.0	1.00	ug/L
				Dibromochloromethane	U	1.0	1.00	ug/L
				Ethylbenzene	U	1.0	1.00	ug/L
				o-Xylene	U	1.0	1.00	ug/L
				Styrene	U	1.0	1.00	ug/L
				Tetrachloroethene	U	1.0	1.00	ug/L
				Toluene	U	1.0	1.00	ug/L
				TOTAL XYLENES	U	2.0	2.00	ug/L
				trans-1,2-Dichloroethene	U	1.0	1.00	ug/L
				trans-1,3-Dichloropropene	U	1.0	1.00	ug/L
				Trichloroethene	U	1.0	1.00	ug/L
				Vinyl chloride	U	1.0	1.00	ug/L
FWGLL3mw-243C-0582-G	A8A290102010	8260B	AQ	1,1,1-Trichloroethane	U	1.0	1.00	ug/L
				1,1,2,2-Tetrachloroethane	U	1.0	1.00	ug/L
				1,1,2-Trichloroethane	U	1.0	1.00	ug/L
				1,1-Dichloroethane	U	1.0	1.00	ug/L
				1,1-Dichloroethene	U	1.0	1.00	ug/L
				1,2-Dibromoethane	U	1.0	1.00	ug/L
				1,2-Dichloroethane	U	1.0	1.00	ug/L
				1,2-Dichloropropane	U	1.0	1.00	ug/L
				2-Butanone	U	10	10.00	ug/L
				2-Hexanone	U	10	10.00	ug/L
				4-Methyl-2-pentanone	U	10	10.00	ug/L
				Benzene	U	1.0	1.00	ug/L
				Bromodichloromethane	U	1.0	1.00	ug/L
				Bromoform	U	1.0	1.00	ug/L
				Bromomethane	U	1.0	1.00	ug/L

* Reporting Limit Criteria = (Dilution Factor) * (Reporting Limit from the reference project library) * (Percent Moisture Correction)
Percent Moisture Correction:
Soil: 100 / (100 - Percent Moisture)
Water: 1

Project Number and Name: **030240.0006 - Ravenna**

QC Outlier Report: Non-Qualified Outliers for Reporting Limits
(Sample is non-detect but reported result exceeds project requirements for reporting limit)

Lab Report Batch: A8A290102 **Lab ID:** STLCAN

Client Sample ID	Lab Sample ID	Analysis Method	Matrix	Analyte Name	Lab Qualifier	Result	Reporting Limit Criteria*	Units
FWGLL3mw-243C-0582-G	A8A290102010	8260B	AQ	Carbon disulfide	U	1.0	5.00	ug/L
				Carbon tetrachloride	U	1.0	1.00	ug/L
				Chlorobenzene	U	1.0	1.00	ug/L
				Chloroethane	U	1.0	1.00	ug/L
				Chloroform	U	1.0	1.00	ug/L
				Chloromethane	U	1.0	1.00	ug/L
				cis-1,2-Dichloroethene	U	1.0	1.00	ug/L
				cis-1,3-Dichloropropene	U	1.0	1.00	ug/L
				Dibromochloromethane	U	1.0	1.00	ug/L
				Ethylbenzene	U	1.0	1.00	ug/L
				o-Xylene	U	1.0	1.00	ug/L
				Styrene	U	1.0	1.00	ug/L
				Tetrachloroethene	U	1.0	1.00	ug/L
				Toluene	U	1.0	1.00	ug/L
				TOTAL XYLENES	U	2.0	2.00	ug/L
				trans-1,2-Dichloroethene	U	1.0	1.00	ug/L
				trans-1,3-Dichloropropene	U	1.0	1.00	ug/L
				Trichloroethene	U	1.0	1.00	ug/L
				Vinyl chloride	U	1.0	1.00	ug/L
FWGTEAM1-TRIP	A8A290102024	8260B	AQ	1,1,1-Trichloroethane	U	1.0	1.00	ug/L
				1,1,2,2-Tetrachloroethane	U	1.0	1.00	ug/L
				1,1,2-Trichloroethane	U	1.0	1.00	ug/L
				1,1-Dichloroethane	U	1.0	1.00	ug/L
				1,1-Dichloroethene	U	1.0	1.00	ug/L
				1,2-Dibromoethane	U	1.0	1.00	ug/L
				1,2-Dichloroethane	U	1.0	1.00	ug/L
				1,2-Dichloropropane	U	1.0	1.00	ug/L
				2-Butanone	U	10	10.00	ug/L
				2-Hexanone	U	10	10.00	ug/L
				4-Methyl-2-pentanone	U	10	10.00	ug/L
				Benzene	U	1.0	1.00	ug/L
				Bromodichloromethane	U	1.0	1.00	ug/L

* Reporting Limit Criteria = (Dilution Factor) * (Reporting Limit from the reference project library) * (Percent Moisture Correction)
Percent Moisture Correction:
Soil: 100 / (100 - Percent Moisture)
Water: 1

Project Number and Name: **030240.0006 - Ravenna**

QC Outlier Report: Non-Qualified Outliers for Reporting Limits
(Sample is non-detect but reported result exceeds project requirements for reporting limit)

Lab Report Batch: A8A290102 **Lab ID:** STLCAN

Client Sample ID	Lab Sample ID	Analysis Method	Matrix	Analyte Name	Lab Qualifier	Result	Reporting Limit Criteria*	Units
FWGTEAM1-TRIP	A8A290102024	8260B	AQ	Bromoform	U	1.0	1.00	ug/L
				Bromomethane	U	1.0	1.00	ug/L
				Carbon disulfide	U	1.0	5.00	ug/L
				Carbon tetrachloride	U	1.0	1.00	ug/L
				Chlorobenzene	U	1.0	1.00	ug/L
				Chloroethane	U	1.0	1.00	ug/L
				Chloroform	U	1.0	1.00	ug/L
				Chloromethane	U	1.0	1.00	ug/L
				cis-1,2-Dichloroethene	U	1.0	1.00	ug/L
				cis-1,3-Dichloropropene	U	1.0	1.00	ug/L
				Dibromochloromethane	U	1.0	1.00	ug/L
				Ethylbenzene	U	1.0	1.00	ug/L
				o-Xylene	U	1.0	1.00	ug/L
				Styrene	U	1.0	1.00	ug/L
				Tetrachloroethene	U	1.0	1.00	ug/L
				Toluene	U	1.0	1.00	ug/L
				TOTAL XYLENES	U	2.0	2.00	ug/L
				trans-1,2-Dichloroethene	U	1.0	1.00	ug/L
				trans-1,3-Dichloropropene	U	1.0	1.00	ug/L
				Trichloroethene	U	1.0	1.00	ug/L
				Vinyl chloride	U	1.0	1.00	ug/L
FWGTEAM2-TRIP	A8A290102001	8260B	AQ	1,1,1-Trichloroethane	U	1.0	1.00	ug/L
				1,1,2,2-Tetrachloroethane	U	1.0	1.00	ug/L
				1,1,2-Trichloroethane	U	1.0	1.00	ug/L
				1,1-Dichloroethane	U	1.0	1.00	ug/L
				1,1-Dichloroethene	U	1.0	1.00	ug/L
				1,2-Dibromoethane	U	1.0	1.00	ug/L
				1,2-Dichloroethane	U	1.0	1.00	ug/L
				1,2-Dichloropropane	U	1.0	1.00	ug/L
				2-Butanone	U	10	10.00	ug/L
				2-Hexanone	U	10	10.00	ug/L
				Benzene	U	1.0	1.00	ug/L

* Reporting Limit Criteria = (Dilution Factor) * (Reporting Limit from the reference project library) * (Percent Moisture Correction)
Percent Moisture Correction:
Soil: 100 / (100 - Percent Moisture)
Water: 1

Project Number and Name: **030240.0006 - Ravenna**

QC Outlier Report: Non-Qualified Outliers for Reporting Limits
(Sample is non-detect but reported result exceeds project requirements for reporting limit)

Lab Report Batch: A8A290102 **Lab ID:** STLCAN

Client Sample ID	Lab Sample ID	Analysis Method	Matrix	Analyte Name	Lab Qualifier	Result	Reporting Limit Criteria*	Units
FWGTEAM2-TRIP	A8A290102001	8260B	AQ	Bromodichloromethane	U	1.0	1.00	ug/L
				Bromoform	U	1.0	1.00	ug/L
				Bromomethane	U	1.0	1.00	ug/L
				Carbon disulfide	U	1.0	5.00	ug/L
				Carbon tetrachloride	U	1.0	1.00	ug/L
				Chlorobenzene	U	1.0	1.00	ug/L
				Chloroethane	U	1.0	1.00	ug/L
				Chloroform	U	1.0	1.00	ug/L
				Chloromethane	U	1.0	1.00	ug/L
				cis-1,2-Dichloroethene	U	1.0	1.00	ug/L
				cis-1,3-Dichloropropene	U	1.0	1.00	ug/L
				Dibromochloromethane	U	1.0	1.00	ug/L
				Ethylbenzene	U	1.0	1.00	ug/L
				o-Xylene	U	1.0	1.00	ug/L
				Styrene	U	1.0	1.00	ug/L
				Tetrachloroethene	U	1.0	1.00	ug/L
				Toluene	U	1.0	1.00	ug/L
				TOTAL XYLENES	U	2.0	2.00	ug/L
				trans-1,2-Dichloroethene	U	1.0	1.00	ug/L
				trans-1,3-Dichloropropene	U	1.0	1.00	ug/L
				Trichloroethene	U	1.0	1.00	ug/L
				Vinyl chloride	U	1.0	1.00	ug/L
FWGTEAM3-TRIP	A8A290102015	8260B	AQ	1,1,1-Trichloroethane	U	1.0	1.00	ug/L
				1,1,2,2-Tetrachloroethane	U	1.0	1.00	ug/L
				1,1,2-Trichloroethane	U	1.0	1.00	ug/L
				1,1-Dichloroethane	U	1.0	1.00	ug/L
				1,1-Dichloroethene	U	1.0	1.00	ug/L
				1,2-Dibromoethane	U	1.0	1.00	ug/L
				1,2-Dichloroethane	U	1.0	1.00	ug/L
				1,2-Dichloropropane	U	1.0	1.00	ug/L
				2-Butanone	U	10	10.00	ug/L
				2-Hexanone	U	10	10.00	ug/L

* Reporting Limit Criteria = (Dilution Factor) * (Reporting Limit from the reference project library) * (Percent Moisture Correction)
Percent Moisture Correction:
Soil: 100 / (100 - Percent Moisture)
Water: 1

Project Number and Name: **030240.0006 - Ravenna**

QC Outlier Report: Non-Qualified Outliers for Reporting Limits
(Sample is non-detect but reported result exceeds project requirements for reporting limit)

Lab Report Batch: A8A290102 **Lab ID:** STLCAN

Client Sample ID	Lab Sample ID	Analysis Method	Matrix	Analyte Name	Lab Qualifier	Result	Reporting Limit Criteria*	Units
FWGTEAM3-TRIP	A8A290102015	8260B	AQ	4-Methyl-2-pentanone	U	10	10.00	ug/L
				Benzene	U	1.0	1.00	ug/L
				Bromodichloromethane	U	1.0	1.00	ug/L
				Bromoform	U	1.0	1.00	ug/L
				Bromomethane	U	1.0	1.00	ug/L
				Carbon disulfide	U	1.0	5.00	ug/L
				Carbon tetrachloride	U	1.0	1.00	ug/L
				Chlorobenzene	U	1.0	1.00	ug/L
				Chloroethane	U	1.0	1.00	ug/L
				Chloroform	U	1.0	1.00	ug/L
				Chloromethane	U	1.0	1.00	ug/L
				cis-1,2-Dichloroethene	U	1.0	1.00	ug/L
				cis-1,3-Dichloropropene	U	1.0	1.00	ug/L
				Dibromochloromethane	U	1.0	1.00	ug/L
				Ethylbenzene	U	1.0	1.00	ug/L
				o-Xylene	U	1.0	1.00	ug/L
				Styrene	U	1.0	1.00	ug/L
				Tetrachloroethene	U	1.0	1.00	ug/L
				Toluene	U	1.0	1.00	ug/L
				TOTAL XYLENES	U	2.0	2.00	ug/L
				trans-1,2-Dichloroethene	U	1.0	1.00	ug/L
				trans-1,3-Dichloropropene	U	1.0	1.00	ug/L
				Trichloroethene	U	1.0	1.00	ug/L
				Vinyl chloride	U	1.0	1.00	ug/L

* Reporting Limit Criteria = (Dilution Factor) * (Reporting Limit from the reference project library) * (Percent Moisture Correction)
Percent Moisture Correction:
Soil: 100 / (100 - Percent Moisture)
Water: 1

Project Number and Name: **030240.0006 - Ravenna**

Technical Completeness Report

Project No. / Name : *030240.0006 / Ravenna*

Analytical Method	Total Number of Analytes	Number of Rejects	Percent Completeness
6010B	165	0	100.0
6020	77	0	100.0
7470A	11	0	100.0
8081A	210	0	100.0
8082	77	0	100.0
8260B	546	22	96.0
8270C	726	22	97.0
9012A	11	0	100.0
Total	***1823***	***44***	***97.6***

Note:

$$\text{Percent Completeness} = \frac{\text{Number of Useable Results}}{\text{Number of Reported Results}} * 100\ \%$$

[Useable results are qualified but not Rejected data]

Data Verification Summary

Site: Ravenna Army Ammunition Plant
Sampling Event: January 2008
STL Sample Delivery Group: A8A290105 **Date:** February 29, 2008
COC#: 074037,336180,074036 **Revision:** 0

Data Validator: Angye Dragotta/Environmental Quality Management, Inc. (EQM, Inc.)

QA/QC Summary

On January 28, 2008 the following samples were collected from groundwater-monitoring wells at Ravenna Army Ammunition Plant and analyzed as part of SDG A8A290105.

Field Sample ID	Analytes	Method
FWGLL2mw-264c-0571-GW	Explosives	SW846 8330
FWGLL2mw-060c-0569-GW	Nitroguanadine	SW846 M8330
FWGLL2mw-265c-0572-GW	Nitrocellulose	SW846 353.2
FWGLL2mw-DUP1-0601-GW		
FWGLL3mw-243c-0582-GW		
FWGEQUIPRinse1-0609-GW		
FWGLL1mw-079c-0568-GW		
FWGLL1mw-065c-0567-GW		
FWGLL2mw-270c-0574-GW		
FWGLL2mw-268c-0573-GW		
FWGLL2mw-261c-0570-GW		

The data presented in this report were evaluated according to the *Final Quality Assurance Project Plan Addendum for the Facility-Wide Groundwater Monitoring Program Ravenna Army Ammunition Plant Ravenna, OH, Portage Environmental, September 2004.* The following documents will be used as needed to supplement the project documentation: *Louisville Chemistry Guidelines, USACE, June 2002 version 5, EPA National Functional Guidelines (NFG) for Organic Data Review, EPA-540/R-99-008, October 1999, NFG for Inorganic Data Review, EPA-540/R-04-004, October 2004*, Analytical Methods, and Laboratory Standard Operating Procedures. These objectives represent accuracy and precision performance goals for each analytical method.

Thirteen coolers were received at the lab. The coolers were received between 0.2 and 4.2°C. Upon receipt, it was documented by the laboratory, that the samples were not frozen and in good condition. Therefore no qualifications were made to sample results based on temperatures less than 2°C.

The completeness objective for the project was 90%. The completeness objective was met for this SDG, 100%. Limitations, if any, on the data are indicated with qualifiers detailed below.

Data Verification Summary

Site: Ravenna Army Ammunition Plant
Sampling Event: January 2008
STL Sample Delivery Group: A8A290105
COC#: 074037,336180,074036

Date: February 29, 2008
Revision: 0

SUMMARY OF QUALIFICATIONS AND QC OUTLIERS:

Sample ID	Method	Analyte	Concentration (ug/L)	Lab Flag	Ver Flag	Reason
FWGEQUIPRINSE 1-0609-GW	353.2 modified	Nitrocellulose	0.14 mg/L	B	J	Result was between the MDL and RL
FWGLL1mw-065C-0567-GW	8330	RDX	0.064	J	J	Result was between the MDL and RL
FWGLL1mw-079C-0568-GW	8330	1,3,5-Trinitrobenzene	0.037	J	J	Results were between the MDL and RL
		2,4-Dinitrotoluene	0.086	J	J	
		2,6-Dinitrotoluene	0.057	J	J	
		Nitrobenzene	0.071	J	J	
FWGLL2mw-060C-0569-GW	8330	2-Amino-4,6-Dintrotoluene	0.10	PG	J	Column confirmation RPD was greater than 40%
	353.2 modified	Nitrocellulose	0.21mg/L	B	J	Result was between the MDL and RL
FWGLL2mw-265C-0572-GW	8330	2,6-Dinitrotoluene	0.059	J	J	Result was between the MDL and RL; Field Duplicate RPD was above control limits
FWGLL2mw-270C-0574-GW	8330	HMX	0.059	J	J	Result was between the MDL and RL
FWGLL3mw-243C-0582-GW	8330	2,6-Dinitrotoluene	0.079	J	J	Result was between the MDL and RL
	353.2 modified	Nitrocellulose	0.26 mg/L	B	J	Result was between the MDL and RL

J = Analyte concentration is considered an estimated value.
U = Analyte is not detected.
MDL = Method Detection Limit
RL = reporting limit
RPD = Relative Percent Difference
Ver = Verification flag
"-" = Lab did not flag analyte

Explosives- 8330

The following QC criteria were reviewed with acceptable results:

- Initial Calibration Criteria
- ICV criteria
- Retention time criteria
- MDL Level Verification
- MRL Level Verification
- The method blank was free from contamination
- Equipment Rinse was free from contamination
- LCS/LCSD percent recoveries and RPD value criteria
- MS/MSD percent recoveries and RPD value criteria

- Surrogate recovery criteria

4-Nitrotoluene appears to not have been spiked and/or did not recover in the MRL checks, ICV, or CCVs on instrument LC9 (the confirmation column); No qualifications made as LC9 was used as confirmation and no samples from LC10 analysis had detected concentrations of 4-Nitrotoluene.

All Instrument LC10 CCVs had Tetryl %D was 16%. There were no detected concentration; therefore no qualifications were made.

Second Column Confirmation
Sample FWGLL2mw-060C-0569-GW 2-Amino-4,6-Dinitrotoluene RPD was greater than 40% between the columns. The result was flagged estimated, "J".

FWGLL2mw-DUP1-0601-GW was a field duplicate for FWGLL2mw-265C-0574-GW. The 2,6-Dinitrotoluene RPD was 200%. FWGLL2mw-265c-0574-GW was qualified estimated "J".

Nitroguanidine- 8330M
The following QC criteria were reviewed with acceptable results:

- Preservation, sample handling
- Initial Calibration criteria
- Retention time criteria
- MRL level verification criteria
- MDL verification criteria
- ICV and CCV criteria
- The method blank was free from contamination
- Equipment Rinse was free from contamination
- LCS/LCSD percent recoveries and RPD value criteria
- MS/MSD percent recoveries and RPD values criteria
- Field Duplicate RPD criteria
- Second Column confirmation criteria

No QC outliers noted.

Nitrocellulose - 353.2
The following QC criteria were reviewed with acceptable results:

- Holding times, preservation, sample handling
- Sample preparation criteria
- Initial Calibration criteria
- ICV and CCV criteria
- The method blank was free from contamination

Data Verification Summary

Site: Ravenna Army Ammunition Plant
Sampling Event: January 2008
STL Sample Delivery Group: A8A290105
COC#: 074037,336180,074036

Date: February 29, 2008
Revision: 0

- MRL Level Verification criteria
- ICB and CCBs were free from contamination
- LCS/LCSD percent recoveries and RPD value criteria
- MS/MSD percent recoveries and RPD value criteria
- Nitrocellulose assay criteria
- Field Duplicate RPD criteria

Equipment Rinse
Nitrocellulose was detected in the rinse blank at 0.14 mg/L. No qualifications made since the contamination was < ½ MRL.

Data Validator: Erik Corbin for Angie Dragotta
Date: 2/29/08

Senior Data Validator: Deanna Reddy
Date: 3/10/08

Sample Qualification Report with Reason Codes (All Results sorted by Client Sample ID)

Client Sample ID : FWGEQUIPRINSE1-0609-GW **Lab Report Batch :** A8A290105 **Lab ID :** STLCAN

Sample Date : 01/28/2008 **Analysis Type: DL** **Sample Matrix :** AQ

Lab Sample ID: A8A290105006

Reviewed By / Date : ASD 2/29/2008 **Approved By / Date :** Heather Medley 3/10/08

Analyte Name	Result	Uncertainty / Error	Result Units	Lab Qual	Rep Res	Overall Qual*	Temp	HT	MB	LCS	MS	Lab Dup	Surr	Rep Limit	Moist Tot/Dis	Field QC	Tune	IC	ICV	CV / CCV	Reason Codes
Analysis Method : 8330						**Dilution: 0.98**															
1,3,5-Trinitrobenzene	0.098		ug/L	U	YES																
1,3-Dinitrobenzene	0.098		ug/L	U	YES																
2,4,6-TNT	0.098		ug/L	U	YES																
2,4-Dinitrotoluene	0.098		ug/L	U	YES																
2,6-Dinitrotoluene	0.098		ug/L	U	YES																
2-Amino-4,6-dinitrotoluene	0.098		ug/L	U	YES																
2-Nitrotoluene	0.49		ug/L	U	YES																
3-Nitrotoluene	0.49		ug/L	U	YES																
4-Amino-2,6-Dinitrotoluene	0.098		ug/L	U	YES																
4-Nitrotoluene	0.49		ug/L	U	YES																
HMX	0.098		ug/L	U	YES																
Nitrobenzene	0.098		ug/L	U	YES																
NITROGLYCERINE	0.64		ug/L	U	YES																
Pentaerythritol Tetranitrate (PETN)	0.64		ug/L	U	YES																
RDX	0.098		ug/L	U	YES																
TETRYL	0.098		ug/L	U	YES																

* Overall result qualifier reflects summation of qualifiers added during automated data review and any qualifiers added manually for categories not assessed by automated data review

Sample Qualification Report with Reason Codes (All Results sorted by Client Sample ID)

Client Sample ID : FWGEQUIPRINSE1-0609-GW **Lab Report Batch :** A8A290105 **Lab ID :** STLCAN

Sample Date : 01/28/2008 **Analysis Type: RE** **Sample Matrix :** AQ

Lab Sample ID: A8A290105006

Reviewed By / Date : ASD 2/29/2008 **Approved By / Date :** Heather McDevitt 3/10/08

Analyte Name	Result	Uncertainty / Error	Result Units	Lab Qual	Rep Res	Overall Qual*	Temp	HT	MB	LCS	MS	Lab Dup	Surr	Rep Limit	Moist Tot/Dis	Field QC	Tune	IC	ICV	CV / CCV	Reason Codes
Analysis Method : SW8330 Modified						**Dilution: 1**															
Nitroguanidine	20		ug/L	U	YES																

* Overall result qualifier reflects summation of qualifiers added during automated data review and any qualifiers added manually for categories not assessed by automated data review

Sample Qualification Report with Reason Codes (All Results sorted by Client Sample ID)

Client Sample ID : FWGEQUIPRINSE1-0609-GW **Lab Report Batch :** A8A290105 **Lab ID :** STLCAN

Sample Date : 01/28/2008 **Analysis Type: RES** **Sample Matrix :** AQ

Lab Sample ID: A8A290105006

Reviewed By / Date : ASD 2/29/2008 **Approved By / Date :** Heather McReey 3/10/08

Analyte Name	Result	Uncertainty / Error	Result Units	Lab Qual	Rep Res	Overall Qual*	Temp	HT	MB	LCS	MS	Lab Dup	Surr	Rep Limit	Moist Tot/Dis	Field QC	Tune	IC	ICV	CV / CCV	Reason Codes
Analysis Method : 353.2 Modified							**Dilution: 1**														
Nitrocellulose	0.14		mg/L	B	YES	J								J							L

* Overall result qualifier reflects summation of qualifiers added during automated data review and any qualifiers added manually for categories not assessed by automated data review

Sample Qualification Report with Reason Codes (All Results sorted by Client Sample ID)

Client Sample ID : FWGLL1mw-065C-0567-GW **Lab Report Batch :** A8A290105 **Lab ID :** STLCAN

Sample Date : 01/28/2008 **Analysis Type: DL** **Sample Matrix :** AQ

Lab Sample ID: A8A290105008

Reviewed By / Date : ASD 2/29/2008 **Approved By / Date :** Heather McDaniel 3/10/08

Analyte Name	Result	Uncertainty / Error	Result Units	Lab Qual	Rep Res	Overall Qual*	Temp	HT	MB	LCS	MS	Lab Dup	Surr	Rep Limit	Moist Tot/Dis	Field QC	Tune	IC	ICV	CV / CCV	Reason Codes
Analysis Method : 8330						**Dilution: 0.98**															
1,3,5-Trinitrobenzene	0.098		ug/L	U	YES																
1,3-Dinitrobenzene	0.098		ug/L	U	YES																
2,4,6-TNT	0.098		ug/L	U	YES																
2,4-Dinitrotoluene	0.098		ug/L	U	YES																
2,6-Dinitrotoluene	0.098		ug/L	U	YES																
2-Amino-4,6-dinitrotoluene	0.098		ug/L	U	YES																
2-Nitrotoluene	0.49		ug/L	U	YES																
3-Nitrotoluene	0.49		ug/L	U	YES																
4-Amino-2,6-Dinitrotoluene	0.098		ug/L	U	YES																
4-Nitrotoluene	0.49		ug/L	U	YES																
HMX	0.098		ug/L	U	YES																
Nitrobenzene	0.098		ug/L	U	YES																
NITROGLYCERINE	0.64		ug/L	U	YES																
Pentaerythritol Tetranitrate (PETN)	0.64		ug/L	U	YES																
RDX	0.064		ug/L	J	YES	J								J							L
TETRYL	0.098		ug/L	U	YES																

* Overall result qualifier reflects summation of qualifiers added during automated data review and any qualifiers added manually for categories not assessed by automated data review

Sample Qualification Report with Reason Codes (All Results sorted by Client Sample ID)

Client Sample ID : FWGLL1mw-065C-0567-GW **Lab Report Batch :** A8A290105 **Lab ID :** STLCAN

Sample Date : 01/28/2008 **Analysis Type: RE** **Sample Matrix :** AQ

Lab Sample ID: A8A290105008

Reviewed By / Date : ASD 2/29/2008 **Approved By / Date :** Stephen McDevitt 3/1/08

Analyte Name	Result	Uncertainty / Error	Result Units	Lab Qual	Rep Res	Overall Qual*	Temp	HT	MB	LCS	MS	Lab Dup	Surr	Rep Limit	Moist Tot/Dis	Field QC	Tune	IC	ICV	CV / CCV	Reason Codes
Analysis Method : SW8330 Modified						**Dilution: 1**															
Nitroguanidine	20		ug/L	U	YES																

* Overall result qualifier reflects summation of qualifiers added during automated data review and any qualifiers added manually for categories not assessed by automated data review

Sample Qualification Report with Reason Codes (All Results sorted by Client Sample ID)

Client Sample ID : FWGLL1mw-065C-0567-GW **Lab Report Batch :** A8A290105 **Lab ID :** STLCAN

Sample Date : 01/28/2008 **Analysis Type: RES** **Sample Matrix :** AQ

Lab Sample ID: A8A290105008

Reviewed By / Date : ASD 2/29/2008 **Approved By / Date :** Heather McCoy 3/10/08

Analyte Name	Result	Uncertainty / Error	Result Units	Lab Qual	Rep Res	Overall Qual*	Temp	HT	MB	LCS	MS	Lab Dup	Surr	Rep Limit	Moist Tot/Dis	Field QC	Tune	IC	ICV	CV / CCV	Reason Codes
Analysis Method : 353.2 Modified						**Dilution: 1**															
Nitrocellulose	0.50		mg/L	U	YES																

* Overall result qualifier reflects summation of qualifiers added during automated data review and any qualifiers added manually for categories not assessed by automated data review

Sample Qualification Report with Reason Codes (All Results sorted by Client Sample ID)

Client Sample ID : FWGLL1mw-079C-0568-GW **Lab Report Batch :** A8A290105 **Lab ID :** STLCAN

Sample Date : 01/28/2008 **Analysis Type: DL** **Sample Matrix :** AQ

Lab Sample ID: A8A290105007

Reviewed By / Date : ASD 2/29/2008 **Approved By / Date :** Heather McKee 3/10/08

Analyte Name	Result	Uncertainty / Error	Result Units	Lab Qual	Rep Res	Overall Qual*	Temp	HT	MB	LCS	MS	Lab Dup	Surr	Rep Limit	Moist Tot/Dis	Field QC	Tune	IC	ICV	CV / CCV	Reason Codes
Analysis Method : 8330						**Dilution: 0.98**															
1,3,5-Trinitrobenzene	0.037		ug/L	J	YES	J								J							L
1,3-Dinitrobenzene	0.098		ug/L	U	YES																
2,4,6-TNT	0.098		ug/L	U	YES																
2,4-Dinitrotoluene	0.086		ug/L	J	YES	J								J							L
2,6-Dinitrotoluene	0.057		ug/L	J	YES	J								J							L
2-Amino-4,6-dinitrotoluene	1.5		ug/L		YES																
2-Nitrotoluene	0.49		ug/L	U	YES																
3-Nitrotoluene	0.49		ug/L	U	YES																
4-Amino-2,6-Dinitrotoluene	1.8		ug/L		YES																
4-Nitrotoluene	0.49		ug/L	U	YES																
HMX	0.68		ug/L		YES																
Nitrobenzene	0.071		ug/L	J	YES	J								J							L
NITROGLYCERINE	0.64		ug/L	U	YES																
Pentaerythritol Tetranitrate (PETN)	0.64		ug/L	U	YES																
RDX	1.8		ug/L		YES																
TETRYL	0.098		ug/L	U	YES																

* Overall result qualifier reflects summation of qualifiers added during automated data review and any qualifiers added manually for categories not assessed by automated data review

Sample Qualification Report with Reason Codes (All Results sorted by Client Sample ID)

Client Sample ID : FWGLL1mw-079C-0568-GW **Lab Report Batch :** A8A290105 **Lab ID :** STLCAN

Sample Date : 01/28/2008 **Analysis Type: RE** **Sample Matrix :** AQ

Lab Sample ID: A8A290105007

Reviewed By / Date : ASD 2/29/2008 **Approved By / Date :** Heather McCoy 3/10/08

Analyte Name	Result	Uncertainty / Error	Result Units	Lab Qual	Rep Res	Overall Qual*	Temp	HT	MB	LCS	MS	Lab Dup	Surr	Rep Limit	Moist Tot/Dis	Field QC	Tune	IC	ICV	CV / CCV	Reason Codes
Analysis Method : SW8330 Modified						**Dilution: 1**															
Nitroguanidine	20		ug/L	U	YES																

* Overall result qualifier reflects summation of qualifiers added during automated data review and any qualifiers added manually for categories not assessed by automated data review

Sample Qualification Report with Reason Codes (All Results sorted by Client Sample ID)

Client Sample ID : FWGLL1mw-079C-0568-GW **Lab Report Batch :** A8A290105 **Lab ID :** STLCAN

Sample Date : 01/28/2008 **Analysis Type: RES** **Sample Matrix :** AQ

Lab Sample ID: A8A290105007

Reviewed By / Date : ASD 2/29/2008 **Approved By / Date :** Heather McKay 3/10/08

Analyte Name	Result	Uncertainty / Error	Result Units	Lab Qual	Rep Res	Overall Qual*	Temp	HT	MB	LCS	MS	Lab Dup	Surr	Rep Limit	Moist Tot/Dis	Field QC	Tune	IC	ICV	CV / CCV	Reason Codes
Analysis Method : 353.2 Modified						**Dilution: 1**															
Nitrocellulose	0.50		mg/L	U	YES																

* Overall result qualifier reflects summation of qualifiers added during automated data review and any qualifiers added manually for categories not assessed by automated data review

Sample Qualification Report with Reason Codes (All Results sorted by Client Sample ID)

Client Sample ID : FWGLL2mw-060C-0569-GW **Lab Report Batch :** A8A290105 **Lab ID :** STLCAN

Sample Date : 01/28/2008 **Analysis Type: DL** **Sample Matrix :** AQ

Lab Sample ID: A8A290105002

Reviewed By / Date : ASD 2/29/2008 **Approved By / Date :** Heather Mellon 3/10/08

Analyte Name	Result	Uncertainty / Error	Result Units	Lab Qual	Rep Res	Overall Qual*	Temp	HT	MB	LCS	MS	Lab Dup	Surr	Rep Limit	Moist Tot/Dis	Field QC	Tune	IC	ICV	CV / CCV	Reason Codes
Analysis Method : 8330						**Dilution: 0.97**															
1,3,5-Trinitrobenzene	0.097		ug/L	U	YES																
1,3-Dinitrobenzene	0.097		ug/L	U	YES																
2,4,6-TNT	0.097		ug/L	U	YES																
2,4-Dinitrotoluene	0.097		ug/L	U	YES																
2,6-Dinitrotoluene	0.097		ug/L	U	YES																
2-Amino-4,6-dinitrotoluene	0.10		ug/L	PG	YES	J															PJ
2-Nitrotoluene	0.48		ug/L	U	YES																
3-Nitrotoluene	0.48		ug/L	U	YES																
4-Amino-2,6-Dinitrotoluene	0.19		ug/L		YES																
4-Nitrotoluene	0.48		ug/L	U	YES																
HMX	0.097		ug/L	U	YES																
Nitrobenzene	0.097		ug/L	U	YES																
NITROGLYCERINE	0.63		ug/L	U	YES																
Pentaerythritol Tetranitrate (PETN)	0.63		ug/L	U	YES																
RDX	0.097		ug/L	U	YES																
TETRYL	0.097		ug/L	U	YES																

* Overall result qualifier reflects summation of qualifiers added during automated data review and any qualifiers added manually for categories not assessed by automated data review

Sample Qualification Report with Reason Codes (All Results sorted by Client Sample ID)

Client Sample ID : FWGLL2mw-060C-0569-GW **Lab Report Batch :** A8A290105 **Lab ID :** STLCAN

Sample Date : 01/28/2008 **Analysis Type: RE** **Sample Matrix :** AQ

Lab Sample ID: A8A290105002

Reviewed By / Date : ASD 2/29/2008 **Approved By / Date :** Heather Kelly 3/10/08

Analyte Name	Result	Uncertainty / Error	Result Units	Lab Qual	Rep Res	Overall Qual*	Temp	HT	MB	LCS	MS	Lab Dup	Surr	Rep Limit	Moist Tot/Dis	Field QC	Tune	IC	ICV	CV / CCV	Reason Codes
Analysis Method : SW8330 Modified						**Dilution: 1**															
Nitroguanidine	20		ug/L	U	YES																

* Overall result qualifier reflects summation of qualifiers added during automated data review and any qualifiers added manually for categories not assessed by automated data review

Sample Qualification Report with Reason Codes (All Results sorted by Client Sample ID)

Client Sample ID : FWGLL2mw-060C-0569-GW **Lab Report Batch :** A8A290105 **Lab ID :** STLCAN

Sample Date : 01/28/2008 **Analysis Type: RES** **Sample Matrix :** AQ

Lab Sample ID: A8A290105002

Reviewed By / Date : ASD 2/29/2008 **Approved By / Date :** Heather McCoy 3/10/08

Analyte Name	Result	Uncertainty / Error	Result Units	Lab Qual	Rep Res	Overall Qual*	Temp	HT	MB	LCS	MS	Lab Dup	Surr	Rep Limit	Moist Tot/Dis	Field QC	Tune	IC	ICV	CV / CCV	Reason Codes
Analysis Method : 353.2 Modified						**Dilution: 1**															
Nitrocellulose	0.21		mg/L	B	YES	J								J							L

* Overall result qualifier reflects summation of qualifiers added during automated data review and any qualifiers added manually for categories not assessed by automated data review

Sample Qualification Report with Reason Codes (All Results sorted by Client Sample ID)

Client Sample ID : FWGLL2mw-261C-0570-GW **Lab Report Batch :** A8A290105 **Lab ID :** STLCAN

Sample Date : 01/28/2008 **Analysis Type: DL** **Sample Matrix :** AQ

Lab Sample ID: A8A290105011

Reviewed By / Date : ASD 2/29/2008 **Approved By / Date :** Heather Reilly 3/6/08

Analyte Name	Result	Uncertainty / Error	Result Units	Lab Qual	Rep Res	Overall Qual*	Temp	HT	MB	LCS	MS	Lab Dup	Surr	Rep Limit	Moist Tot/Dis	Field QC	Tune	IC	ICV	CV / CCV	Reason Codes
Analysis Method : 8330						**Dilution: 0.99**															
1,3,5-Trinitrobenzene	0.099		ug/L	U	YES																
1,3-Dinitrobenzene	0.099		ug/L	U	YES																
2,4,6-TNT	0.099		ug/L	U	YES																
2,4-Dinitrotoluene	0.099		ug/L	U	YES																
2,6-Dinitrotoluene	0.099		ug/L	U	YES																
2-Amino-4,6-dinitrotoluene	0.099		ug/L	U	YES																
2-Nitrotoluene	0.50		ug/L	U	YES																
3-Nitrotoluene	0.50		ug/L	U	YES																
4-Amino-2,6-Dinitrotoluene	0.099		ug/L	U	YES																
4-Nitrotoluene	0.50		ug/L	U	YES																
HMX	0.099		ug/L	U	YES																
Nitrobenzene	0.099		ug/L	U	YES																
NITROGLYCERINE	0.64		ug/L	U	YES																
Pentaerythritol Tetranitrate (PETN)	0.64		ug/L	U	YES																
RDX	0.099		ug/L	U	YES																
TETRYL	0.099		ug/L	U	YES																

* Overall result qualifier reflects summation of qualifiers added during automated data review and any qualifiers added manually for categories not assessed by automated data review

Sample Qualification Report with Reason Codes (All Results sorted by Client Sample ID)

Client Sample ID : FWGLL2mw-261C-0570-GW **Lab Report Batch :** A8A290105 **Lab ID :** STLCAN

Sample Date : 01/28/2008 **Analysis Type: RE** **Sample Matrix :** AQ

Lab Sample ID: A8A290105011

Reviewed By / Date : ASD 2/29/2008 **Approved By / Date :** Heather McKelvey 3/11/08

Analyte Name	Result	Uncertainty / Error	Result Units	Lab Qual	Rep Res	Overall Qual*	Temp	HT	MB	LCS	MS	Lab Dup	Surr	Rep Limit	Moist Tot/Dis	Field QC	Tune	IC	ICV	CV / CCV	Reason Codes
Analysis Method : SW8330 Modified						**Dilution: 1**															
Nitroguanidine	20		ug/L	U	YES																

* Overall result qualifier reflects summation of qualifiers added during automated data review and any qualifiers added manually for categories not assessed by automated data review

Sample Qualification Report with Reason Codes (All Results sorted by Client Sample ID)

Client Sample ID : FWGLL2mw-261C-0570-GW **Lab Report Batch :** A8A290105 **Lab ID :** STLCAN

Sample Date : 01/28/2008 **Analysis Type: RES** **Sample Matrix :** AQ

Lab Sample ID: A8A290105011

Reviewed By / Date : ASD 2/29/2008 **Approved By / Date :** 3/10/08

Analyte Name	Result	Uncertainty / Error	Result Units	Lab Qual	Rep Res	Overall Qual*	Temp	HT	MB	LCS	MS	Lab Dup	Surr	Rep Limit	Moist Tot/Dis	Field QC	Tune	IC	ICV	CV / CCV	Reason Codes
Analysis Method : 353.2 Modified						**Dilution: 1**															
Nitrocellulose	0.50		mg/L	U	YES																

* Overall result qualifier reflects summation of qualifiers added during automated data review and any qualifiers added manually for categories not assessed by automated data review

Sample Qualification Report with Reason Codes (All Results sorted by Client Sample ID)

Client Sample ID : FWGLL2mw-264C-0571-GW **Lab Report Batch :** A8A290105 **Lab ID :** STLCAN

Sample Date : 01/28/2008 **Analysis Type: DL** **Sample Matrix :** AQ

Lab Sample ID: A8A290105001

Reviewed By / Date : ASD 2/29/2008 **Approved By / Date :** Heather Hedley 3/4/08

Analyte Name	Result	Uncertainty / Error	Result Units	Lab Qual	Rep Res	Overall Qual*	Temp	HT	MB	LCS	MS	Lab Dup	Surr	Rep Limit	Moist Tot/Dis	Field QC	Tune	IC	ICV	CV / CCV	Reason Codes
Analysis Method : 8330						**Dilution: 0.98**															
1,3,5-Trinitrobenzene	0.098		ug/L	U	YES																
1,3-Dinitrobenzene	0.098		ug/L	U	YES																
2,4,6-TNT	0.098		ug/L	U	YES																
2,4-Dinitrotoluene	0.098		ug/L	U	YES																
2,6-Dinitrotoluene	0.098		ug/L	U	YES																
2-Amino-4,6-dinitrotoluene	0.098		ug/L	U	YES																
2-Nitrotoluene	0.49		ug/L	U	YES																
3-Nitrotoluene	0.49		ug/L	U	YES																
4-Amino-2,6-Dinitrotoluene	0.098		ug/L	U	YES																
4-Nitrotoluene	0.49		ug/L	U	YES																
HMX	0.098		ug/L	U	YES																
Nitrobenzene	0.098		ug/L	U	YES																
NITROGLYCERINE	0.64		ug/L	U	YES																
Pentaerythritol Tetranitrate (PETN)	0.64		ug/L	U	YES																
RDX	0.098		ug/L	U	YES																
TETRYL	0.098		ug/L	U	YES																

* Overall result qualifier reflects summation of qualifiers added during automated data review and any qualifiers added manually for categories not assessed by automated data review

Sample Qualification Report with Reason Codes (All Results sorted by Client Sample ID)

Client Sample ID : FWGLL2mw-264C-0571-GW **Lab Report Batch :** A8A290105 **Lab ID :** STLCAN

Sample Date : 01/28/2008 **Analysis Type: RE** **Sample Matrix :** AQ

Lab Sample ID: A8A290105001

Reviewed By / Date : ASD 2/29/2008 **Approved By / Date :** Heather Meaney 3/10/08

Analyte Name	Result	Uncertainty / Error	Result Units	Lab Qual	Rep Res	Overall Qual*	Temp	HT	MB	LCS	MS	Lab Dup	Surr	Rep Limit	Moist Tot/Dis	Field QC	Tune	IC	ICV	CV / CCV	Reason Codes
Analysis Method : SW8330 Modified						**Dilution: 1**															
Nitroguanidine	20		ug/L	U	YES																

* Overall result qualifier reflects summation of qualifiers added during automated data review and any qualifiers added manually for categories not assessed by automated data review

Sample Qualification Report with Reason Codes (All Results sorted by Client Sample ID)

Client Sample ID : FWGLL2mw-264C-0571-GW **Lab Report Batch :** A8A290105 **Lab ID :** STLCAN

Sample Date : 01/28/2008 **Analysis Type: RES** **Sample Matrix :** AQ

Lab Sample ID: A8A290105001

Reviewed By / Date : ASD 2/29/2008 **Approved By / Date :** Heather McCoy 3/10/08

Analyte Name	Result	Uncertainty / Error	Result Units	Lab Qual	Rep Res	Overall Qual*	Temp	HT	MB	LCS	MS	Lab Dup	Surr	Rep Limit	Moist Tot/Dis	Field QC	Tune	IC	ICV	CV / CCV	Reason Codes
Analysis Method : 353.2 Modified						**Dilution: 1**															
Nitrocellulose	0.50		mg/L	U	YES																

* Overall result qualifier reflects summation of qualifiers added during automated data review and any qualifiers added manually for categories not assessed by automated data review

Sample Qualification Report with Reason Codes (All Results sorted by Client Sample ID)

Client Sample ID : FWGLL2mw-265C-0572-GW **Lab Report Batch :** A8A290105 **Lab ID :** STLCAN

Sample Date : 01/28/2008 **Analysis Type: DL** **Sample Matrix :** AQ

Lab Sample ID: A8A290105003

Reviewed By / Date : ASD 2/29/2008 **Approved By / Date :** Heather Kelly 3/10/08

Analyte Name	Result	Uncertainty / Error	Result Units	Lab Qual	Rep Res	Overall Qual*	Temp	HT	MB	LCS	MS	Lab Dup	Surr	Rep Limit	Moist Tot/Dis	Field QC	Tune	IC	ICV	CV / CCV	Reason Codes
Analysis Method : 8330						**Dilution: 0.97**															
1,3,5-Trinitrobenzene	0.097		ug/L	U	YES																
1,3-Dinitrobenzene	0.097		ug/L	U	YES																
2,4,6-TNT	0.097		ug/L	U	YES																
2,4-Dinitrotoluene	0.097		ug/L	U	YES																
2,6-Dinitrotoluene	0.059		ug/L	J	YES	J								J							L, B
2-Amino-4,6-dinitrotoluene	0.097		ug/L	U	YES																
2-Nitrotoluene	0.48		ug/L	U	YES																
3-Nitrotoluene	0.48		ug/L	U	YES																
4-Amino-2,6-Dinitrotoluene	0.097		ug/L	U	YES																
4-Nitrotoluene	0.48		ug/L	U	YES																
HMX	0.097		ug/L	U	YES																
Nitrobenzene	0.097		ug/L	U	YES																
NITROGLYCERINE	0.63		ug/L	U	YES																
Pentaerythritol Tetranitrate (PETN)	0.63		ug/L	U	YES																
RDX	0.097		ug/L	U	YES																
TETRYL	0.097		ug/L	U	YES																

* Overall result qualifier reflects summation of qualifiers added during automated data review and any qualifiers added manually for categories not assessed by automated data review

Sample Qualification Report with Reason Codes (All Results sorted by Client Sample ID)

Client Sample ID : FWGLL2mw-265C-0572-GW **Lab Report Batch :** A8A290105 **Lab ID :** STLCAN

Sample Date : 01/28/2008 **Analysis Type: RE** **Sample Matrix :** AQ

Lab Sample ID: A8A290105003

Reviewed By / Date : ASD 2/29/2008 **Approved By / Date :** Jennifer Melby 3/10/08

Analyte Name	Result	Uncertainty / Error	Result Units	Lab Qual	Rep Res	Overall Qual*	Temp	HT	MB	LCS	MS	Lab Dup	Surr	Rep Limit	Moist Tot/Dis	Field QC	Tune	IC	ICV	CV / CCV	Reason Codes
Analysis Method : SW8330 Modified						**Dilution: 1**															
Nitroguanidine	20		ug/L	U	YES																

* Overall result qualifier reflects summation of qualifiers added during automated data review and any qualifiers added manually for categories not assessed by automated data review

Sample Qualification Report with Reason Codes (All Results sorted by Client Sample ID)

Client Sample ID : FWGLL2mw-265C-0572-GW **Lab Report Batch :** A8A290105 **Lab ID :** STLCAN

Sample Date : 01/28/2008 **Analysis Type: RES** **Sample Matrix :** AQ

Lab Sample ID: A8A290105003

Reviewed By / Date : ASD 2/29/2008 **Approved By / Date :** Heather Neely 3/10/08

Analyte Name	Result	Uncertainty / Error	Result Units	Lab Qual	Rep Res	Overall Qual*	Temp	HT	MB	LCS	MS	Lab Dup	Surr	Rep Limit	Moist Tot/Dis	Field QC	Tune	IC	ICV	CV / CCV	Reason Codes
Analysis Method : 353.2 Modified						**Dilution: 1**															
Nitrocellulose	0.50		mg/L	U	YES																

* Overall result qualifier reflects summation of qualifiers added during automated data review and any qualifiers added manually for categories not assessed by automated data review

Sample Qualification Report with Reason Codes (All Results sorted by Client Sample ID)

Client Sample ID : FWGLL2mw-268C-0573-GW **Lab Report Batch :** A8A290105 **Lab ID :** STLCAN

Sample Date : 01/28/2008 **Analysis Type: DL** **Sample Matrix :** AQ

Lab Sample ID: A8A290105010

Reviewed By / Date : ASD 2/29/2008 **Approved By / Date :** 3/10/08

Analyte Name	Result	Uncertainty / Error	Result Units	Lab Qual	Rep Res	Overall Qual*	Temp	HT	MB	LCS	MS	Lab Dup	Surr	Rep Limit	Moist Tot/Dis	Field QC	Tune	IC	ICV	CV / CCV	Reason Codes
Analysis Method : 8330						**Dilution: 1.02**															
1,3,5-Trinitrobenzene	0.10		ug/L	U	YES																
1,3-Dinitrobenzene	0.10		ug/L	U	YES																
2,4,6-TNT	0.10		ug/L	U	YES																
2,4-Dinitrotoluene	0.10		ug/L	U	YES																
2,6-Dinitrotoluene	0.10		ug/L	U	YES																
2-Amino-4,6-dinitrotoluene	0.10		ug/L	U	YES																
2-Nitrotoluene	0.51		ug/L	U	YES																
3-Nitrotoluene	0.51		ug/L	U	YES																
4-Amino-2,6-Dinitrotoluene	0.10		ug/L	U	YES																
4-Nitrotoluene	0.51		ug/L	U	YES																
HMX	0.10		ug/L	U	YES																
Nitrobenzene	0.10		ug/L	U	YES																
NITROGLYCERINE	0.66		ug/L	U	YES																
Pentaerythritol Tetranitrate (PETN)	0.66		ug/L	U	YES																
RDX	0.10		ug/L	U	YES																
TETRYL	0.10		ug/L	U	YES																

* Overall result qualifier reflects summation of qualifiers added during automated data review and any qualifiers added manually for categories not assessed by automated data review

Sample Qualification Report with Reason Codes (All Results sorted by Client Sample ID)

Client Sample ID : FWGLL2mw-268C-0573-GW **Lab Report Batch :** A8A290105 **Lab ID :** STLCAN

Sample Date : 01/28/2008 **Analysis Type: RE** **Sample Matrix :** AQ

Lab Sample ID: A8A290105010

Reviewed By / Date : ASD 2/29/2008 **Approved By / Date :** 3/10/08

Analyte Name	Result	Uncertainty / Error	Result Units	Lab Qual	Rep Res	Overall Qual*	Temp	HT	MB	LCS	MS	Lab Dup	Surr	Rep Limit	Moist Tot/Dis	Field QC	Tune	IC	ICV	CV / CCV	Reason Codes
Analysis Method : SW8330 Modified						**Dilution: 1**															
Nitroguanidine	20		ug/L	U	YES																

* Overall result qualifier reflects summation of qualifiers added during automated data review and any qualifiers added manually for categories not assessed by automated data review

Sample Qualification Report with Reason Codes (All Results sorted by Client Sample ID)

Client Sample ID : FWGLL2mw-268C-0573-GW **Lab Report Batch :** A8A290105 **Lab ID :** STLCAN

Sample Date : 01/28/2008 **Analysis Type: RES** **Sample Matrix :** AQ

Lab Sample ID: A8A290105010

Reviewed By / Date : ASD 2/29/2008 **Approved By / Date :** 3/10/08

Analyte Name	Result	Uncertainty / Error	Result Units	Lab Qual	Rep Res	Overall Qual*	Temp	HT	MB	LCS	MS	Lab Dup	Surr	Rep Limit	Moist Tot/Dis	Field QC	Tune	IC	ICV	CV / CCV	Reason Codes
Analysis Method : 353.2 Modified						**Dilution: 1**															
Nitrocellulose	0.50		mg/L	U	YES																

* Overall result qualifier reflects summation of qualifiers added during automated data review and any qualifiers added manually for categories not assessed by automated data review

Sample Qualification Report with Reason Codes (All Results sorted by Client Sample ID)

Client Sample ID : FWGLL2mw-270C-0574-GW **Lab Report Batch :** A8A290105 **Lab ID :** STLCAN

Sample Date : 01/28/2008 **Analysis Type: DL** **Sample Matrix :** AQ

Lab Sample ID: A8A290105009

Reviewed By / Date : ASD 2/29/2008 **Approved By / Date :** Heather Needley 3/4/08

Analyte Name	Result	Uncertainty / Error	Result Units	Lab Qual	Rep Res	Overall Qual*	Temp	HT	MB	LCS	MS	Lab Dup	Surr	Rep Limit	Moist Tot/Dis	Field QC	Tune	IC	ICV	CV / CCV	Reason Codes
Analysis Method : 8330						**Dilution: 0.97**															
1,3,5-Trinitrobenzene	0.097		ug/L	U	YES																
1,3-Dinitrobenzene	0.097		ug/L	U	YES																
2,4,6-TNT	0.097		ug/L	U	YES																
2,4-Dinitrotoluene	0.097		ug/L	U	YES																
2,6-Dinitrotoluene	0.097		ug/L	U	YES																
2-Amino-4,6-dinitrotoluene	0.097		ug/L	U	YES																
2-Nitrotoluene	0.48		ug/L	U	YES																
3-Nitrotoluene	0.48		ug/L	U	YES																
4-Amino-2,6-Dinitrotoluene	0.097		ug/L	U	YES																
4-Nitrotoluene	0.48		ug/L	U	YES																
HMX	0.059		ug/L	J	YES	J								J							L
Nitrobenzene	0.097		ug/L	U	YES																
NITROGLYCERINE	0.63		ug/L	U	YES																
Pentaerythritol Tetranitrate (PETN)	0.63		ug/L	U	YES																
RDX	0.097		ug/L	U	YES																
TETRYL	0.097		ug/L	U	YES																

* Overall result qualifier reflects summation of qualifiers added during automated data review and any qualifiers added manually for categories not assessed by automated data review

Sample Qualification Report with Reason Codes (All Results sorted by Client Sample ID)

Client Sample ID : FWGLL2mw-270C-0574-GW
Lab Report Batch : A8A290105
Lab ID : STLCAN
Sample Date : 01/28/2008
Analysis Type: RE
Sample Matrix : AQ
Lab Sample ID: A8A290105009

Reviewed By / Date : ASD 2/29/2008
Approved By / Date : Heather Nelly 3/1/08

Analyte Name	Result	Uncertainty / Error	Result Units	Lab Qual	Rep Res	Overall Qual*	Temp	HT	MB	LCS	MS	Lab Dup	Surr	Rep Limit	Moist Tot/Dis	Field QC	Tune	IC	ICV	CV / CCV	Reason Codes
Analysis Method : SW8330 Modified						**Dilution: 1**															
Nitroguanidine	20		ug/L	U	YES																

* Overall result qualifier reflects summation of qualifiers added during automated data review and any qualifiers added manually for categories not assessed by automated data review

Sample Qualification Report with Reason Codes (All Results sorted by Client Sample ID)

Client Sample ID : FWGLL2mw-270C-0574-GW **Lab Report Batch :** A8A290105 **Lab ID :** STLCAN

Sample Date : 01/28/2008 **Analysis Type: RES** **Sample Matrix :** AQ

Lab Sample ID: A8A290105009

Reviewed By / Date : ASD 2/29/2008 **Approved By / Date :** Heather Nedry 3/1/08

Analyte Name	Result	Uncertainty / Error	Result Units	Lab Qual	Rep Res	Overall Qual*	Temp	HT	MB	LCS	MS	Lab Dup	Surr	Rep Limit	Moist Tot/Dis	Field QC	Tune	IC	ICV	CV / CCV	Reason Codes
Analysis Method : 353.2 Modified						**Dilution: 1**															
Nitrocellulose	0.50		mg/L	U	YES																

* Overall result qualifier reflects summation of qualifiers added during automated data review and any qualifiers added manually for categories not assessed by automated data review

Sample Qualification Report with Reason Codes (All Results sorted by Client Sample ID)

Client Sample ID : FWGLL2mw-DUP1-0601-GW **Lab Report Batch :** A8A290105 **Lab ID :** STLCAN

Sample Date : 01/28/2008 **Analysis Type: DL** **Sample Matrix :** AQ

Lab Sample ID: A8A290105004

Reviewed By / Date : ASD 2/29/2008 **Approved By / Date :** Heather Kelly 3/10/08

Analyte Name	Result	Uncertainty / Error	Result Units	Lab Qual	Rep Res	Overall Qual*	Temp	HT	MB	LCS	MS	Lab Dup	Surr	Rep Limit	Moist Tot/Dis	Field QC	Tune	IC	ICV	CV / CCV	Reason Codes
Analysis Method : 8330						**Dilution: 0.97**															
1,3,5-Trinitrobenzene	0.097		ug/L	U	YES																
1,3-Dinitrobenzene	0.097		ug/L	U	YES																
2,4,6-TNT	0.097		ug/L	U	YES																
2,4-Dinitrotoluene	0.097		ug/L	U	YES																
2,6-Dinitrotoluene	0.097		ug/L	U	YES																
2-Amino-4,6-dinitrotoluene	0.097		ug/L	U	YES																
2-Nitrotoluene	0.48		ug/L	U	YES																
3-Nitrotoluene	0.48		ug/L	U	YES																
4-Amino-2,6-Dinitrotoluene	0.097		ug/L	U	YES																
4-Nitrotoluene	0.48		ug/L	U	YES																
HMX	0.097		ug/L	U	YES																
Nitrobenzene	0.097		ug/L	U	YES																
NITROGLYCERINE	0.63		ug/L	U	YES																
Pentaerythritol Tetranitrate (PETN)	0.63		ug/L	U	YES																
RDX	0.097		ug/L	U	YES																
TETRYL	0.097		ug/L	U	YES																

* Overall result qualifier reflects summation of qualifiers added during automated data review and any qualifiers added manually for categories not assessed by automated data review

Sample Qualification Report with Reason Codes (All Results sorted by Client Sample ID)

Client Sample ID : FWGLL2mw-DUP1-0601-GW
Sample Date : 01/28/2008
Lab Sample ID: A8A290105004

Lab Report Batch : A8A290105
Analysis Type: RE

Lab ID : STLCAN
Sample Matrix : AQ

Reviewed By / Date : ASD 2/29/2008

Approved By / Date : Heather McCloy 3/1/08

Analyte Name	Result	Uncertainty / Error	Result Units	Lab Qual	Rep Res	Overall Qual*	Temp	HT	MB	LCS	MS	Lab Dup	Surr	Rep Limit	Moist Tot/Dis	Field QC	Tune	IC	ICV	CV / CCV	Reason Codes
Analysis Method : SW8330 Modified						**Dilution: 1**															
Nitroguanidine	20		ug/L	U	YES																

* Overall result qualifier reflects summation of qualifiers added during automated data review and any qualifiers added manually for categories not assessed by automated data review

Sample Qualification Report with Reason Codes (All Results sorted by Client Sample ID)

Client Sample ID : FWGLL2mw-DUP1-0601-GW
Lab Report Batch : A8A290105
Lab ID : STLCAN
Sample Date : 01/28/2008
Analysis Type: RES
Sample Matrix : AQ
Lab Sample ID: A8A290105004

Reviewed By / Date : ASD 2/29/2008
Approved By / Date : Heather Reddy 3/10/08

Analyte Name	Result	Uncertainty / Error	Result Units	Lab Qual	Rep Res	Overall Qual*	Temp	HT	MB	LCS	MS	Lab Dup	Surr	Rep Limit	Moist Tot/Dis	Field QC	Tune	IC	ICV	CV / CCV	Reason Codes
Analysis Method : 353.2 Modified						**Dilution: 1**															
Nitrocellulose	0.50		mg/L	U	YES																

* Overall result qualifier reflects summation of qualifiers added during automated data review and any qualifiers added manually for categories not assessed by automated data review

Sample Qualification Report with Reason Codes (All Results sorted by Client Sample ID)

Client Sample ID : FWGLL3mw-243C-0582-GW **Lab Report Batch :** A8A290105 **Lab ID :** STLCAN

Sample Date : 01/28/2008 **Analysis Type: DL** **Sample Matrix :** AQ

Lab Sample ID: A8A290105005

Reviewed By / Date : ASD 2/29/2008 **Approved By / Date :** Heather Medley 3/4/08

Analyte Name	Result	Uncertainty / Error	Result Units	Lab Qual	Rep Res	Overall Qual*	Temp	HT	MB	LCS	MS	Lab Dup	Surr	Rep Limit	Moist Tot/Dis	Field QC	Tune	IC	ICV	CV / CCV	Reason Codes
Analysis Method : 8330						**Dilution: 0.98**															
1,3,5-Trinitrobenzene	0.098		ug/L	U	YES																
1,3-Dinitrobenzene	0.098		ug/L	U	YES																
2,4,6-TNT	0.098		ug/L	U	YES																
2,4-Dinitrotoluene	0.098		ug/L	U	YES																
2,6-Dinitrotoluene	0.079		ug/L	J	YES	J								J							L
2-Amino-4,6-dinitrotoluene	0.098		ug/L	U	YES																
2-Nitrotoluene	0.49		ug/L	U	YES																
3-Nitrotoluene	0.49		ug/L	U	YES																
4-Amino-2,6-Dinitrotoluene	0.098		ug/L	U	YES																
4-Nitrotoluene	0.49		ug/L	U	YES																
HMX	0.098		ug/L	U	YES																
Nitrobenzene	0.098		ug/L	U	YES																
NITROGLYCERINE	0.64		ug/L	U	YES																
Pentaerythritol Tetranitrate (PETN)	0.64		ug/L	U	YES																
RDX	0.098		ug/L	U	YES																
TETRYL	0.098		ug/L	U	YES																

* Overall result qualifier reflects summation of qualifiers added during automated data review and any qualifiers added manually for categories not assessed by automated data review

Sample Qualification Report with Reason Codes (All Results sorted by Client Sample ID)

Client Sample ID : FWGLL3mw-243C-0582-GW **Lab Report Batch :** A8A290105 **Lab ID :** STLCAN

Sample Date : 01/28/2008 **Analysis Type: RE** **Sample Matrix :** AQ

Lab Sample ID: A8A290105005

Reviewed By / Date : ASD 2/29/2008 **Approved By / Date :** Heather Nudley 3/10/08

Analyte Name	Result	Uncertainty / Error	Result Units	Lab Qual	Rep Res	Overall Qual*	Temp	HT	MB	LCS	MS	Lab Dup	Surr	Rep Limit	Moist Tot/Dis	Field QC	Tune	IC	ICV	CV / CCV	Reason Codes
Analysis Method : SW8330 Modified						**Dilution: 1**															
Nitroguanidine	20		ug/L	U	YES																

* Overall result qualifier reflects summation of qualifiers added during automated data review and any qualifiers added manually for categories not assessed by automated data review

Sample Qualification Report with Reason Codes (All Results sorted by Client Sample ID)

Client Sample ID : FWGLL3mw-243C-0582-GW
Lab Report Batch : A8A290105
Lab ID : STLCAN
Sample Date : 01/28/2008
Analysis Type: RES
Sample Matrix : AQ
Lab Sample ID: A8A290105005

Reviewed By / Date : ASD 2/29/2008
Approved By / Date : Heather McCoy 3/6/08

Analyte Name	Result	Uncertainty / Error	Result Units	Lab Qual	Rep Res	Overall Qual*	Temp	HT	MB	LCS	MS	Lab Dup	Surr	Rep Limit	Moist Tot/Dis	Field QC	Tune	IC	ICV	CV / CCV	Reason Codes
Analysis Method : 353.2 Modified						**Dilution: 1**															
Nitrocellulose	0.26		mg/L	B	YES	UJ								J		UJ					L

* Overall result qualifier reflects summation of qualifiers added during automated data review and any qualifiers added manually for categories not assessed by automated data review

Reason Code Library: Example 1

Category	Code
Low Bias Indicator	-
High Bias Indicator	+
Temperature	A
Holding Times	
Sampling to Analysis	C
Sampling to Extraction	D
Extaction to Analysis	E
Method Blanks	F
Surrogate Recovery	G
MS/MSD	
MS/MSD Recovery	H
MS/MSD RPD	I
LCS	
LCS Recovery	J
LCS RPD	K
Reporting Limits	L
Field QC	
Field Blank	M
Equipment Blank	N
Trip Blank	O
Field Duplicate	P

Category	Code
Initial Calibration	
Initial Calibration RRF	Q
Initial Calibration RSD	R
Initial Calibration Cor. Coef	S
Initial Calibration Verification	
Initial Calibration Verificaton RRF	T
Initial CalibrationVerification %D	U
Continuing Calibration	
Continuing Calibraiton RRF	V
Continuing Calibration %D	W
GC/MS Tune	
GC/MS Tune for Initial Calibration	X
GC/MS Tune for Continuing Calibration	Y
Laboratory Duplicate	Z
Categories not Assessed by Automated Data Review*	
Internal Standards	Is
Calibration Blanks	Cb
Resolution Check Mixture	Rm
Performance Evaluation Mixture	Pm
Professional Judgement	Pj

* Qualifiers for data-review categories not assessed by automated data review are manually entered by the user. The application automaticallly adds reason codes listed here when the user manually adds qualifiers for these categories if the option for applying reason codes was selected during automated data review.

CASE NARRATIVE

A8A290105

The following report contains the analytical results for eleven water samples submitted to TestAmerica North Canton by Environmental Quality Mgt. Inc. from the RVAAP(OH) Site, project number 30240.0006PN. The samples were received January 29, 2008, according to documented sample acceptance procedures.

The 8330 Explosives, Nitroguanidine, 353.2 Nitrocellulose as N analyses were performed at the TestAmerica West Sacramento laboratory. Refer to TestAmerica West Sacramento narrative included in their data package for additional information.

TestAmerica utilizes USEPA approved methods in all analytical work. The samples presented in this report were analyzed for the parameter(s) listed on the analytical methods summary page in accordance with the method(s) indicated. Preliminary results were provided to Eric Corbin and Heather Medley on February 12, 2008. A summary of QC data for these analyses is included at the back of the report.

TestAmerica North Canton attests to the validity of the laboratory data generated by TestAmerica facilities reported herein. All analyses performed by TestAmerica facilities were done using established laboratory SOPs that incorporate QA/QC procedures described in the applicable methods. TestAmerica's operations groups have reviewed the data for compliance with the laboratory QA/QC plan, and data have been found to be compliant with laboratory protocols unless otherwise noted below.

Any reference within this document to Severn Trent Laboratories, Inc. or STL, should be understood to refer to TestAmerica Laboratories, Inc. (formerly known as Severn Trent Laboratories, Inc.)

The test results in this report meet all NELAP requirements for parameters for which accreditation is required or available. Any exceptions to NELAP requirements are noted in this report. Pursuant to NELAP, this report may not be reproduced, except in full, without the written approval of the laboratory.

Please refer to the Quality Control Elements Narrative following this case narrative for additional quality control information.

If you have any questions, please call the Project Manager, Mark J. Loeb, at 330-497-9396.

This report is sequentially paginated. The final page of the report is labeled as "END OF REPORT."

CASE NARRATIVE (continued)

SUPPLEMENTAL QC INFORMATION

SAMPLE RECEIVING

The coolers were received at temperatures ranging from 0.2 to 4.2°C.

See TestAmerica's Cooler Receipt Form for additional information.

GENERAL CHEMISTRY

The sample(s) that contain results between the MDL and the RL were flagged with "B". There is the possibility of false positive or mis-identification at these quantitation levels. The acceptance criteria for the ICB, CCB, and Method Blank are +/- the standard reporting limit (SRL).

QUALITY CONTROL ELEMENTS NARRATIVE

TestAmerica North Canton conducts a quality assurance/quality control (QA/QC) program designed to provide scientifically valid and legally defensible data. Toward this end, several types of quality control indicators are incorporated into the QA/QC program, which is described in detail in QA Policy, QA-003. These indicators are introduced into the sample testing process to provide a mechanism for the assessment of the analytical data.

QC BATCH

Environmental samples are taken through the testing process in groups called QUALITY CONTROL BATCHES (QC batches). A QC batch contains up to twenty environmental samples of a similar matrix (water, soil) that are processed using the same reagents and standards. TestAmerica North Canton requires that each environmental sample be associated with a QC batch.

Several quality control samples are included in each QC batch and are processed identically to the twenty environmental samples.

For SW846/RCRA methods, QC samples include a METHOD BLANK (MB), a LABORATORY CONTROL SAMPLE (LCS) and, where appropriate, a MATRIX SPIKE/MATRIX SPIKE DUPLICATE (MS/MSD) pair or a MATRIX SPIKE/SAMPLE DUPLICATE (MS/DU) pair. If there is insufficient sample to perform an MS/MSD or an MS/DU, then a LABORATORY CONTROL SAMPLE DUPLICATE (LCSD) is included in the QC batch.

For 600 series/CWA methods, QC samples include a METHOD BLANK (MB), a LABORATORY CONTROL SAMPLE (LCS) and, where appropriate, a MATRIX SPIKE (MS). An MS is prepared and analyzed at a 10% frequency for GC Methods and at a 5% frequency for GC/MS methods.

LABORATORY CONTROL SAMPLE

The Laboratory Control Sample is a QC sample that is created by adding known concentrations of a full or partial set of target analytes to a matrix similar to that of the environmental samples in the QC batch. Multi peak responders may not be included in the target spike list due to co-elution. The LCS analyte recovery results are used to monitor the analytical process and provide evidence that the laboratory is performing the method within acceptable guidelines. All control analytes indicated by a bold type in the LCS must meet acceptance criteria. Failure to meet the established recovery guidelines requires the repreparation and reanalysis of all samples in the QC batch. Comparison of only the failed parameters from the first batch are evaluated. The only exception to the rework requirement is that if the LCS recoveries are biased high and the associated sample is ND (non-detected) for the parameter(s) of interest, the batch is acceptable.

At times, a Laboratory Control Sample Duplicate (LCSD) is also included in the QC batch. An LCSD is a QC sample that is created and handled identically to the LCS. Analyte recovery data from the LCSD is assessed in the same way as that of the LCS. The LCSD recoveries, together with the LCS recoveries, are used to determine the reproducibility (precision) of the analytical system. Precision data are expressed as relative percent differences (RPDs). If the RPD fails for an LCS/LCSD and yet the recoveries are within acceptance criteria, the batch is still acceptable.

METHOD BLANK

The Method Blank is a QC sample consisting of all the reagents used in analyzing the environmental samples contained in the QC batch. Method Blank results are used to determine if interference or contamination in the analytical system could lead to the reporting of false positive data or elevated analyte concentrations. All target analytes must be below the reporting limits (RL) or the associated sample(s) must be ND except under the following circumstances:

- Common organic contaminants may be present at concentrations up to 5 times the reporting limits. Common metals contaminants may be present at concentrations up to 2 times the reporting limit, or the reported blank concentration must be twenty fold less than the concentration reported in the associated environmental samples. (See common laboratory contaminants listed in the table.)

Volatile (GC or GC/MS)	Semivolatile (GC/MS)	Metals ICP-MS	Metals ICP Trace
Methylene Chloride, Acetone, 2-Butanone	Phthalate Esters	Copper, Iron, Zinc, Lead, Calcium, Magnesium, Potassium, Sodium, Barium, Chromium, Manganese	Copper, Iron, Zinc, Lead

QUALITY CONTROL ELEMENTS NARRATIVE (continued)

- Organic blanks will be accepted if compounds detected in the blank are present in the associated samples at levels 10 times the blank level. Inorganic blanks will be accepted if elements detected in the blank are present in the associated samples at 20 times the blank level.

- Blanks will be accepted if the compounds/elements detected are not present in any of the associated environmental samples.

Failure to meet these Method Blank criteria requires the repreparation and reanalysis of all samples in the QC batch.

MATRIX SPIKE/MATRIX SPIKE DUPLICATE

A Matrix Spike and a Matrix Spike Duplicate are a pair of environmental samples to which known concentrations of a full or partial set of target analytes are added. The MS/MSD results are determined in the same manner as the results of the environmental sample used to prepare the MS/MSD. The analyte recoveries and the relative percent differences (RPDs) of the recoveries are calculated and used to evaluate the effect of the sample matrix on the analytical results. Due to the potential variability of the matrix of each sample, the MS/MSD results may not have an immediate bearing on any samples except the one spiked; therefore, the associated batch MS/MSD may not reflect the same compounds as the samples contained in the analytical report. When these MS/MSD results fail to meet acceptance criteria, the data is evaluated. If the LCS is within acceptance criteria, the batch is considered acceptable.

For certain methods, a Matrix Spike/Sample Duplicate (MS/DU) may be included in the QC batch in place of the MS/MSD. For the parameters (i.e. pH, ignitability) where it is not possible to prepare a spiked sample, a Sample Duplicate may be included in the QC batch. However, a Sample Duplicate is less likely to provide usable precision statistics depending on the likelihood of finding concentrations below the standard reporting limit. When the Sample Duplicate result fails to meet acceptance criteria, the data is evaluated.

For certain methods (600 series methods/CWA), a Matrix Spike is required in place of a Matrix Spike/Matrix Spike Duplicate (MS/MSD) or Matrix Spike/Sample Duplicate (MS/DU).

The acceptance criteria do not apply to samples that are diluted.

SURROGATE COMPOUNDS

In addition to these batch-related QC indicators, each organic environmental and QC sample is spiked with surrogate compounds. Surrogates are organic chemicals that behave similarly to the analytes of interest and that are rarely present in the environment. Surrogate recoveries are used to monitor the individual performance of a sample in the analytical system.

If surrogate recoveries are biased high in the LCS, LCSD, or the Method Blank, and the associated sample(s) are ND, the batch is acceptable. Otherwise, if the LCS, LCSD, or Method Blank surrogate(s) fail to meet recovery criteria, the entire sample batch is reprepared and reanalyzed. If the surrogate recoveries are outside criteria for environmental samples, the samples will be reprepared and reanalyzed unless there is objective evidence of matrix interference or if the sample dilution is greater than the threshold outlined in the associated method SOP.

The acceptance criteria do not apply to samples that are diluted. All other surrogate recoveries will be reported.

For the GC/MS BNA methods, the surrogate criterion is that two of the three surrogates for each fraction must meet acceptance criteria. The third surrogate must have a recovery of ten percent or greater.

For the Pesticide and PCB methods, the surrogate criterion is that one of two surrogate compounds must meet acceptance criteria. The second surrogate must have a recovery of 10% or greater.

TestAmerica North Canton Certifications and Approvals:

California (#01144CA), Connecticut (#PH-0590), Florida (#E87225),
Illinois (#200004), Kansas (#E10336), Minnesota (#39-999-348), New Jersey (#OH001), New York (#10975), OhioVAP (#CL0024), West Virginia (#210), Wisconsin (#999518190),NAVY, ARMY, USDA Soil Permit,

Case Narrative

TestAmerica West Sacramento Project Number A8A290105

WATER, 8330, Explosives
Sample(s): 1, 2, 3, 4, 5, 6, 7, 8, 9, 10, 11
The percent difference values for Tetryl on instrument LC10 on February 6, 7, and 8, 2008 at 11:41, 23:12, and 05:23 are above the method acceptance limit (15%) in the continuing calibration standard at 16%. This standard was analyzed before, during and after the associated samples. As the associated samples are non-detect (ND) and there is a potential for a high bias, there is no adverse impact on the data quality.

Following US EPA Region V guidelines, manual integrations were performed only when necessary and are in compliance with the laboratory's standard operating procedure, Acceptable Manual Integration Practices, SOP No.: S-Q-004, including Addendum 1. The reason(s) for manual integration have been documented on the affected chromatogram(s), which is/are provided in the raw data package. The raw data also includes the original chromatogram(s) prior to any manual integration being performed. The following samples and analytes required manual integration.

The MRL Standard analyzed on February 7, 2008 at 3:20 for 4-Amino-2,6-dinitrotoluene, 2-Amino-4,6-dinitrotoluene, 2,6-Dinitrotoluene, 2,4-Dinitrotoluene, and RDX.

There were no other anomalies associated with this project.

SAMPLE SUMMARY

A8A290105

WO #	SAMPLE#	CLIENT SAMPLE ID	SAMPLED DATE	SAMP TIME
KF7X2	001	FWGLL2mw-264C-0571-GW	01/28/08	10:20
KF7X3	002	FWGLL2mw-060C-0569-GW	01/28/08	11:45
KF7X4	003	FWGLL2mw-265C-0572-GW	01/28/08	12:45
KF7X5	004	FWGLL2mw-DUP1-0601-GW	01/28/08	12:59
KF7X6	005	FWGLL3mw-243C-0582-GW	01/28/08	15:00
KF7X7	006	FWGEQUIPRINSE1-0609-GW	01/28/08	11:24
KF7X8	007	FWGLL1mw-079C-0568-GW	01/28/08	13:30
KF70A	008	FWGLL1mw-065C-0567-GW	01/28/08	17:15
KF70C	009	FWGLL2mw-270C-0574-GW	01/28/08	10:50
KF70D	010	FWGLL2mw-268C-0573-GW	01/28/08	12:30
KF70E	011	FWGLL2mw-261C-0570-GW	01/28/08	14:00

NOTE(S):

- The analytical results of the samples listed above are presented on the following pages.
- All calculations are performed before rounding to avoid round-off errors in calculated results.
- Results noted as "ND" were not detected at or above the stated limit.
- This report must not be reproduced, except in full, without the written approval of the laboratory.
- Results for the following parameters are never reported on a dry weight basis: color, corrosivity, density, flashpoint, ignitability, layers, odor, paint filter test, pH, porosity pressure, reactivity, redox potential, specific gravity, spot tests, solids, solubility, temperature, viscosity, and weight.

Chain of Custody Record

STL-4124 (1200)

SEVERN TRENT SERVICES

/ TestAmerica

Severn Trent Laboratories, Inc.

16

Client: EQM	Project Manager: John Miller	Date: 1-28-08	Chain of Custody Number: 074037
Address: 1800 Carillon Blvd	Telephone Number (Area Code)/Fax Number: 513 825 7500 FAX (7495)	Lab Number: 330 4979396	Page 1 of 1
City: Cincinnati; State: OH; Zip Code: 45240	Site Contact: E. Corbin; Lab Contact: M. Loeb		
Project Name and Location (State): RVAAP (OH) 30240.0006 PN	Carrier/Waybill Number: STL Pickup		
Contract/Purchase Order/Quote No.: PO# 12633			

Analysis (Attach list if more space is needed)

Sample I.D. No. and Description (Containers for each sample may be combined on one line)	Date	Time	Matrix: Air	Aqueous	Sed.	Soil	Containers & Preservatives: Unpres.	H2SO4	HNOS	HCl	NaOH	ZnAc/NaOH	VOC 8260	SVOC 8270	EXPLO 8330	Pest 8081	PCB 8082	Cyanide 9012	Propellants	Metal 6010/6020 7470	Special Instructions/ Conditions of Receipt: Cooler ID #
FWG Team 2 - TRIP	1-28-08	0900		✓						2			✓								40-1
FWGLL2MW-264C-0571-GW		1020		✓			10	X		3	1		✓	✓	✓	✓	✓	✓	✓		L636
FWGLL2MW-264C 0571-GF		1020		✓				1												✓	L636
FWGLL2MW-060C-0569-GW		1145		✓			10			3	1		✓	✓	✓	✓	✓	✓	✓		L93
FWGLL2MW-060C-0569-GF		1145		✓				1												✓	L93
FWGLL2MW-265C-0572-GW		1245		✓			10			3	1		✓	✓	✓	✓	✓	✓	✓		L594
FWGLL2MW-265C-0572-GF		1245		✓				1												✓	L594
FWGLL2MW-DUP1-0601-GW		1259		✓			10			3	1		✓	✓	✓	✓	✓	✓	✓		461
FWGLL2MW-DUP1-0601-GF	1-28-08	1259		✓				1												✓	461
FWGLL3MW-243C-0582-GW		1500		✓			10			3	1		✓	✓	✓	✓	✓	✓	✓		40-1
FWGLL3MW-243C-0582-GF	1-28-08	1500		✓				1												✓	40-1

Possible Hazard Identification: ☒ Non-Hazard ☐ Flammable ☐ Skin Irritant ☐ Poison B ☐ Unknown

Sample Disposal: ☐ Return To Client ☒ Disposal By Lab ☐ Archive For ____ Months (A fee may be assessed if samples are retained longer than 3 months)

Turn Around Time Required: ☐ 24 Hours ☐ 48 Hours ☐ 7 Days ☐ 14 Days ☒ 21 Days ☐ Other Per SOW

QC Requirements (Specify): Metals were field filtered.

	Date	Time		Date	Time
1. Relinquished By: [signature]	1-28-08	1800	1. Received By: Rick Robison	1-28-08	1800
2. Relinquished By: Rick Robison	1-28-08	1900	2. Received By: [signature]	1/29/08	0715
3. Relinquished By:			3. Received By:		

Comments: Temps may not meet requirements if sample collected close to lab pickup.

DISTRIBUTION: WHITE - Stays with the Sample; CANARY - Returned to Client with Report; PINK - Field Copy

All vols in 40-1 COOLER ID# 461, L594, L93, L636, 40-1

TestAmerica North Canton

Chain of Custody Record

SEVERN TRENT SERVICES / TestAmerica

Severn Trent Laboratories, Inc.

17

STL-4124 (1200)

Client	Project Manager	Date	Chain of Custody Number
EGM	John Miller		074036
Address	**Telephone Number (Area Code)/Fax Number**	**Lab Number**	**Page**
1800 Carillon Blvd	513 825 7500 (fax 7495)	330497 9396	1 of 1
City / State / Zip Code	**Site Contact**	**Lab Contact**	
Cincinnati / OH / 45240	E Corbin	M Loeb	
Project Name and Location (State)	**Carrier/Waybill Number**		
RVAAP (OH) 30940.0006 PN	STL Pickup		
Contract/Purchase Order/Quote No.			
PO# 12633			

Sample I.D. No. and Description (Containers for each sample may be combined on one line)	Date	Time	Matrix: Air	Aqueous	Sed	Soil	Containers & Preservatives: Unpres.	H2SO4	HNO3	HCl	NaOH	ZnAc/NaOH	Analysis: VOC 8260	SVOC 8270	EDB 8330	PEST 8081	PCB 8082	Cyanide 9012	Propellants 8330/6850	Metals 6010/6020/7470	Special Instructions/ Conditions of Receipt
FWGLL2mw-270C-0572-GW	1/28/08	10:50		X			9			3	1		X	X	X	X	X	X	X		L711
FWGLL2mw-270C-0572-GF	1/28/08	10:50		X					1											X	L711
FWGLL2mw-268C-0573-GW	1/28/08	12:30		X			9			3	1		X	X	X	X	X	X	X		L491
FWGLL2mw-268C-0573-GF	1/28/08	12:30		X					1											X	L491
FWGLL2mw-261C-0570-GW	1/28/08	14:00		X			27			9	3		X	X	X	X	X	X	X		MS/MSD 305,198,L464
FWGLL2mw-261C-0570-GF	1/28/08	14:00		X					3											X	MS/MSD 305,198,L464
FWG Team 1-Trip	1/28/08	08:00		X						2			X								L491
						EC	1/28/08														

Possible Hazard Identification: [X] Non-Hazard [ ] Flammable [ ] Skin Irritant [ ] Poison B [ ] Unknown

Sample Disposal: [ ] Return To Client [X] Disposal By Lab [ ] Archive For ____ Months (A fee may be assessed if samples are retained longer than 3 months)

Turn Around Time Required: [ ] 24 Hours [ ] 48 Hours [ ] 7 Days [ ] 14 Days [X] 21 Days [ ] Other Per SOW

QC Requirements (Specify): Metals were field filtered

		Date	Time
1. Relinquished By	A	1-28-08	1800
2. Relinquished By	Rick Robison	1-28-08	1900
3. Relinquished By			

		Date	Time
1. Received By	Rick Robison	1-28-08	1800
2. Received By		1/29/08	0715
3. Received By			

Comments: Temps may not meet requirements if sample collection is close to lab pick up time.

All VOAs in L491 Cooler ID# L711, L491, 305, 198, L464

DISTRIBUTION: WHITE - Stays with the Sample; CANARY - Returned to Client with Report; PINK - Field Copy

TestAmerica North Canton

Chain of Custody Record

SEVERN TRENT STL
Severn Trent Laboratories, Inc.

STL-4124 (0901)

Client	Project Manager	Date	Chain of Custody Number
EQM	John Miller	1-28-08	336180
Address	**Telephone Number (Area Code)/Fax Number**	**Lab Number**	**Page 1 of 1**
1800 CARILLON BLVD	5138257500 (fax 7495)	330497396	
City / State / Zip Code	**Site Contact**	**Lab Contact**	
Cincinnati OH 45240	E CORBIN	M LOEB	
Project Name and Location (State)	**Carrier/Waybill Number**		
RVAAP (OH) 30240.0006PN	LAB PICKUP		
Contract/Purchase Order/Quote No.			
PO# 12633			

Sample I.D. No. and Description (Containers for each sample may be combined on one line)	Date	Time	Matrix: Air	Aqueous	Sed.	Soil	Containers & Preservatives: Unpres.	H2SO4	HNO3	HCl	NaOH	ZnAc/NaOH	Analysis: 8260 VOC	8270 SVOC	8081 Pest	8082 PCB	6010 8330	Cyanide 9012	Propellants	Metals 6010/7470	Special Instructions/ Conditions of Receipt
FWEQUIPRINSE 1-0409-GW	1-28-08	1124		X			10		1	3	1		X	X	X	X	X	X	X	X	Cooler ID 1680 NOT FILTERED METALS ~~UNFILTERED~~
FWGLL1MW-079C-0563-GW	1-28-08	1330		✓			9			3	1		X	X	X	X	X	X	X		L109
FWGLL1MW-079C-0563-GF	↓	↓		✓					1											X	L109 Metals Filtered
FWGTeam3-Trip	1/28/08	0900		✓						2			X								1680
FWGLL1MW-065C-0567-GW	1-28-08	1715		✓			9			3	1		X	X	X	X	X	X	X		Q44895
FWGLL1MW-065C-0567-GF	1-28-08	1715		✓					1											X	Q44895

Possible Hazard Identification
☒ Non-Hazard ☐ Flammable ☐ Skin Irritant ☐ Poison B ☐ Unknown

Sample Disposal
☐ Return To Client ☒ Disposal By Lab ☐ Archive For _____ Months (A fee may be assessed if samples are retained longer than 1 month)

Turn Around Time Required
☐ 24 Hours ☐ 48 Hours ☐ 7 Days ☐ 14 Days ☒ 21 Days ☐ Other Per SOW

QC Requirements (Specify)
~~Metals were field filtered~~

	Date	Time		Date	Time
1. Relinquished By	1-28-08	1800	1. Received By RICK ROBISON	1-28-08	1800
2. Relinquished By RICK ROBISON	1-28-08	1900	2. Received By	1/29/08	0715
3. Relinquished By			3. Received By		

Comments
Temps may not be w/in requirements if sample collection is near the lab pickup time.
Cooler ID# L109 1680, Q44895

DISTRIBUTION: WHITE - Returned to Client with Report; CANARY - Stays with the Sample; PINK - Field Copy

TestAmerica North Canton

18

8330 EXPLOSIVES DATA

Ravenna, OH Data Review Checklist

Project Number: 030240.0006.05
Sample Event: January 2008
Data Reviewer/Date: Angye Dragotta / February 29,2008

SDG: A8A290105 R0
Analysis: SW846 8330 Explosives

Review Questions:	Yes	No	N/A	Comments	QUAL/Criteria
1. Did Chain-of-Custody information agree with laboratory report?	✓			COC#: 074037,336180,074036;	
2. Were samples preserved properly and received in good condition?	✓			Thirteen coolers were received at the lab. The coolers were received between 0.2 and 4.2°C. Upon receipt, it was documented by the laboratory, that the samples were not frozen and in good condition. Therefore, no qualifications were made to sample results based on temperatures less than 2°C.	QAPP Table 4-2
3. Were holding times met?	✓			Samples collected 1/28/08, extracted on 1/31/08, and analyzed on 2/6/08 and 2/7/08.	QAPP Table 4-2 J/UJ/R
4. Were sample storage requirements met?	✓				QAPP Table 4-2
5. Were QAPP specified PQLs achieved?	✓				QAPP Tale 3-7
6. Were all QAPP-specified target analytes reported?	✓				QAPP Table 3-7
7. Was a MDL Level Verification analyzed once per quarter with all target analytes detected?	✓			2/6/08@1421 on instrument LC10	LCG Table 5 R
8. Was a MRL Level verification run at the beginning and end of every daily sequence or every 12 hours? Was the %D < 30%?		✓		LC10 2/6/08 @ 1234, 2/7/08 @0005, 0616 LC9 2/7/08 @0320 and 1633 - 4-Nitrotoluene was not spiked and/or did not recover. No qualifications made as LC9 was used as confirmation and no samples from LC10 analysis had detected concentrations of 4-Nitrotoluene.	LCG Table 5 >30%=J
9. Does the initial calibration curve consist of 5 concentration levels? (6 stds for quadratic curves)	✓			ICAL: LC10 10/20/07 @2259, LC9 1/2/08 @2311	STL SOP Section 10.2, LCG R
10. Were all target analytes %RSD ≤ 20%? OR was the average RSD ≤ 20%?	✓				LCG Table 5 >20% RSD=J/R
11. If a linear regression curve was used, was the correlation coefficient r≥0.995? (0.990 for Quadratic curve)			✓		STL SOP Section 10.4, LCG R<0.99=-J/R
12. Was a second source verification (ICV) analyzed after the ICAL and all analytes 85-115%?	✓			LC10 10/21/07 @0045 LC9 1/3/08 @0802 4-Nitrotoluene was not spiked and/or did not recover. No qualifications made as LC9 was used as confirmation.	STL SOP Section 9.9 >115%=J; 80-85%=J/UJ; <80%=J/R
13. Was a CCV run at least every 10 samples and at the end of the analytical run?	✓			LC10 2/6/08 @ 1141, 2312, and 2/7/08 @ 0523 LC9 2/7/08 @0214, 1527 - 4-Nitrotoluene was not spiked and/or did not recover on LC9. No qualifications made as LC9 was used as confirmation and no samples from LC10 analysis had detected concentrations of 4-Nitrotoluene	STL SOP Section 10.9

Ravenna, OH Data Review Checklist

Project Number: 030240.0006.05
Sample Event: January 2008
Data Reviewer/Date: Angye Dragotta / February 29,2008

SDG: A8A290105 R0
Analysis: SW846 8330 Explosives

Review Questions:	Yes	No	N/A	Comments	QUAL/Criteria
14. Was the average %D (difference or drift) for all target analytes < 15%?		✓		LC10 CCVs had Tetryl %D was 16%. There were no detected concentration; therefore no qualifications were made.	LCG Table 5 D>15% (neg) = J/R D>15% (pos) = J
15. Was a method blank prepared and analyzed with each batch?	✓				LCG Attachment A Section 5.6
16. Were target analytes reported in the method blank <1/2 the MRL?	✓				LCG Table 5 <5x = B
17. Was a field blank collected and analyzed?	✓			FWGEQUIPRinse1-0609-GW	
18. Were target analytes reported in the field blank analyses < ½ the MRL?	✓				<5x=B
19. Was a field duplicate analyzed? Were the RPDs ≤30%?		✓		FWGLL2mw-DUP1-0601-GW was a field duplicate for FWGLL2mw-265C-0574-GW. The 2,6-Dinitrotoluene RPD was 200%. FWGLL2mw-265c-0574-GW was qualified estimated "J".	QAPP Table 3-2 RPD >30=J
20. Were all positive results confirmed with a second column confirmation? Was the RPD ≤ 40%?		✓		FWGLL2mw-060C-0569-GW had detected concentrations of 2-Amino-4,6-Dinitrotoluene @ 0.10ug/L. Confirmation analysis was greater than 40%. Result flagged as estimated, "J".	LCG Table 5 RPD>40%=J
21. Was an LCS prepared and analyzed with each batch?	✓				STL SOP Section 9.6
22. Were the LCS recoveries within limits specified in LCG Appendix C?	✓				LCG Appendix C <UL=J; 30-LL=J/UJ; <30%=J/R
23. Was a MS/MSD pair prepared with each batch?	✓				STL SOP Section 9.7
24. Was the MS/MSD parent sample a Ravenna sample?	✓			Sample FWGLL2mw-261c-0570-GW was the parent	
25. Were MS/MSD recoveries 40-140% and RPD ≤20%?	✓				QAPP Table 3-2 Pj
27. Were reported sample concentrations within calibration range?	✓				
28. Were laboratory-generated Quality Control Exception Reports issued? If yes, summarize contents.		✓			
29. Were lab comments included in report?	✓			*See narrative.*	

Ravenna, OH Data Review Checklist

Project Number: 030240.0006.05
Sample Event: January 2008
Data Reviewer/Date: Angye Dragotta / February 29,2008

SDG: A8A290105 R0
Analysis: SW846 8330 Explosives

Review Questions:	Yes	No	N/A	Comments	QUAL/Criteria
If yes, summarize contents.					

References: Louisville Chemistry Guidelines (LCG), USACE June 2002 version 5; Section I "Chemical Analysis Criteria" Table 5 and Attachment A "Data Validation Guidelines.

Final Quality Assurance Project Plan (QAPP) Addendum for the Facility-Wide Groundwater Monitoring Program Ravenna Army Ammunition Plant, Ravenna, OH, Portage Environmental September 2004

STL SOP SAC-LC-0009 Rev. 2.0- Determination of Nitroaromatic, Nitramines, and Specialty Explosives Based on Method 8330, SW-846.

Additional Comments:

Environmental Quality Mgt., Inc.

Client Sample ID: FWGLL2mw-264C-0571-GW

HPLC

Lot-Sample #...: A8A290105-001 **Work Order #...:** KF7X21AA **Matrix.....:** WG
Date Sampled...: 01/28/08 10:20 **Date Received..:** 01/29/08
Prep Date.....: 01/31/08 **Analysis Date..:** 02/06/08
Prep Batch #...: 8031288
Dilution Factor: 0.98 **Method.....:** SW846 8330

PARAMETER	RESULT	REPORTING LIMIT	UNITS	MDL
PETN	ND	0.64	ug/L	0.29
Nitroglycerin	ND	0.64	ug/L	0.32
2-Amino-4,6-dinitrotoluene	ND	0.098	ug/L	0.098
4-Amino-2,6-dinitrotoluene	ND	0.098	ug/L	0.049
1,3-Dinitrobenzene	ND	0.098	ug/L	0.049
2,4-Dinitrotoluene	ND	0.098	ug/L	0.049
2,6-Dinitrotoluene	ND	0.098	ug/L	0.049
HMX	ND	0.098	ug/L	0.035
Nitrobenzene	ND	0.098	ug/L	0.049
2-Nitrotoluene	ND	0.49	ug/L	0.086
3-Nitrotoluene	ND	0.49	ug/L	0.056
4-Nitrotoluene	ND	0.49	ug/L	0.086
RDX	ND	0.098	ug/L	0.035
Tetryl	ND	0.098	ug/L	0.049
1,3,5-Trinitrobenzene	ND	0.098	ug/L	0.029
2,4,6-Trinitrotoluene	ND	0.098	ug/L	0.049

SURROGATE	PERCENT RECOVERY	RECOVERY LIMITS
3,4-Dinitrotoluene	98	(83 - 113)

Environmental Quality Mgt., Inc.

Client Sample ID: FWGLL2mw-060C-0569-GW

HPLC

Lot-Sample #...:	A8A290105-002	**Work Order #...:**	KF7X31AA	**Matrix.....:**	WG
Date Sampled...:	01/28/08 11:45	**Date Received..:**	01/29/08		
Prep Date.....:	01/31/08	**Analysis Date..:**	02/06/08		
Prep Batch #...:	8031288				
Dilution Factor:	0.97	**Method.....:**	SW846 8330		

PARAMETER	RESULT	REPORTING LIMIT	UNITS	MDL
PETN	ND	0.63	ug/L	0.29
Nitroglycerin	ND	0.63	ug/L	0.32
2-Amino-4,6-dinitrotoluene	**0.10 PG**	**0.097**	**ug/L**	**0.097**
4-Amino-2,6-dinitrotoluene	**0.19**	**0.097**	**ug/L**	**0.048**
1,3-Dinitrobenzene	ND	0.097	ug/L	0.048
2,4-Dinitrotoluene	ND	0.097	ug/L	0.048
2,6-Dinitrotoluene	ND	0.097	ug/L	0.048
HMX	ND	0.097	ug/L	0.035
Nitrobenzene	ND	0.097	ug/L	0.048
2-Nitrotoluene	ND	0.48	ug/L	0.085
3-Nitrotoluene	ND	0.48	ug/L	0.055
4-Nitrotoluene	ND	0.48	ug/L	0.085
RDX	ND	0.097	ug/L	0.035
Tetryl	ND	0.097	ug/L	0.048
1,3,5-Trinitrobenzene	ND	0.097	ug/L	0.029
2,4,6-Trinitrotoluene	ND	0.097	ug/L	0.048

SURROGATE	PERCENT RECOVERY	RECOVERY LIMITS
3,4-Dinitrotoluene	93	(83 - 113)

NOTE(S):

PG The percent difference between the original and confirmation analyses is greater than 40%.

Environmental Quality Mgt., Inc.

Client Sample ID: FWGLL2mw-265C-0572-GW

HPLC

Lot-Sample #...: A8A290105-003 **Work Order #...:** KF7X41AA **Matrix.....:** WG
Date Sampled...: 01/28/08 12:45 **Date Received..:** 01/29/08
Prep Date.....: 01/31/08 **Analysis Date..:** 02/06/08
Prep Batch #...: 8031288
Dilution Factor: 0.97 **Method.....:** SW846 8330

PARAMETER	RESULT	REPORTING LIMIT	UNITS	MDL
PETN	ND	0.63	ug/L	0.29
Nitroglycerin	ND	0.63	ug/L	0.32
2-Amino-4,6-dinitrotoluene	ND	0.097	ug/L	0.097
4-Amino-2,6-dinitrotoluene	ND	0.097	ug/L	0.048
1,3-Dinitrobenzene	ND	0.097	ug/L	0.048
2,4-Dinitrotoluene	ND	0.097	ug/L	0.048
2,6-Dinitrotoluene	**0.059 J**	**0.097**	**ug/L**	**0.048**
HMX	ND	0.097	ug/L	0.035
Nitrobenzene	ND	0.097	ug/L	0.048
2-Nitrotoluene	ND	0.48	ug/L	0.085
3-Nitrotoluene	ND	0.48	ug/L	0.055
4-Nitrotoluene	ND	0.48	ug/L	0.085
RDX	ND	0.097	ug/L	0.035
Tetryl	ND	0.097	ug/L	0.048
1,3,5-Trinitrobenzene	ND	0.097	ug/L	0.029
2,4,6-Trinitrotoluene	ND	0.097	ug/L	0.048

SURROGATE	PERCENT RECOVERY	RECOVERY LIMITS
3,4-Dinitrotoluene	98	(83 - 113)

NOTE(S):

J Estimated result. Result is less than RL.

Environmental Quality Mgt., Inc.

Client Sample ID: FWGLL2mw-DUP1-0601-GW

HPLC

Lot-Sample #...: A8A290105-004 **Work Order #...:** KF7X51AA **Matrix.....:** WG
Date Sampled...: 01/28/08 12:59 **Date Received..:** 01/29/08
Prep Date.....: 01/31/08 **Analysis Date..:** 02/06/08
Prep Batch #...: 8031288
Dilution Factor: 0.97 **Method.....:** SW846 8330

PARAMETER	RESULT	REPORTING LIMIT	UNITS	MDL
PETN	ND	0.63	ug/L	0.29
Nitroglycerin	ND	0.63	ug/L	0.32
2-Amino-4,6-dinitrotoluene	ND	0.097	ug/L	0.097
4-Amino-2,6-dinitrotoluene	ND	0.097	ug/L	0.048
1,3-Dinitrobenzene	ND	0.097	ug/L	0.048
2,4-Dinitrotoluene	ND	0.097	ug/L	0.048
2,6-Dinitrotoluene	ND	0.097	ug/L	0.048
HMX	ND	0.097	ug/L	0.035
Nitrobenzene	ND	0.097	ug/L	0.048
2-Nitrotoluene	ND	0.48	ug/L	0.085
3-Nitrotoluene	ND	0.48	ug/L	0.055
4-Nitrotoluene	ND	0.48	ug/L	0.085
RDX	ND	0.097	ug/L	0.035
Tetryl	ND	0.097	ug/L	0.048
1,3,5-Trinitrobenzene	ND	0.097	ug/L	0.029
2,4,6-Trinitrotoluene	ND	0.097	ug/L	0.048

SURROGATE	PERCENT RECOVERY	RECOVERY LIMITS
3,4-Dinitrotoluene	89	(83 - 113)

Environmental Quality Mgt., Inc.

Client Sample ID: FWGLL3mw-243C-0582-GW

HPLC

Lot-Sample #...: A8A290105-005 **Work Order #...:** KF7X61AA **Matrix.....:** WG
Date Sampled...: 01/28/08 15:00 **Date Received..:** 01/29/08
Prep Date.....: 01/31/08 **Analysis Date..:** 02/06/08
Prep Batch #...: 8031288
Dilution Factor: 0.98 **Method.....:** SW846 8330

PARAMETER	RESULT	REPORTING LIMIT	UNITS	MDL
PETN	ND	0.64	ug/L	0.29
Nitroglycerin	ND	0.64	ug/L	0.32
2-Amino-4,6-dinitrotoluene	ND	0.098	ug/L	0.098
4-Amino-2,6-dinitrotoluene	ND	0.098	ug/L	0.049
1,3-Dinitrobenzene	ND	0.098	ug/L	0.049
2,4-Dinitrotoluene	ND	0.098	ug/L	0.049
2,6-Dinitrotoluene	**0.079 J**	**0.098**	**ug/L**	**0.049**
HMX	ND	0.098	ug/L	0.035
Nitrobenzene	ND	0.098	ug/L	0.049
2-Nitrotoluene	ND	0.49	ug/L	0.086
3-Nitrotoluene	ND	0.49	ug/L	0.056
4-Nitrotoluene	ND	0.49	ug/L	0.086
RDX	ND	0.098	ug/L	0.035
Tetryl	ND	0.098	ug/L	0.049
1,3,5-Trinitrobenzene	ND	0.098	ug/L	0.029
2,4,6-Trinitrotoluene	ND	0.098	ug/L	0.049

SURROGATE	PERCENT RECOVERY	RECOVERY LIMITS
3,4-Dinitrotoluene	99	(83 - 113)

NOTE(S):

J Estimated result. Result is less than RL.

Environmental Quality Mgt., Inc.

Client Sample ID: FWGEQUIPRINSE1-0609-GW

HPLC

Lot-Sample #...: A8A290105-006 **Work Order #...:** KF7X71AA **Matrix.....:** WQ
Date Sampled...: 01/28/08 11:24 **Date Received..:** 01/29/08
Prep Date.....: 01/31/08 **Analysis Date..:** 02/06/08
Prep Batch #...: 8031288
Dilution Factor: 0.98 **Method.....:** SW846 8330

PARAMETER	RESULT	REPORTING LIMIT	UNITS	MDL
PETN	ND	0.64	ug/L	0.29
Nitroglycerin	ND	0.64	ug/L	0.32
2-Amino-4,6-dinitrotoluene	ND	0.098	ug/L	0.098
4-Amino-2,6-dinitrotoluene	ND	0.098	ug/L	0.049
1,3-Dinitrobenzene	ND	0.098	ug/L	0.049
2,4-Dinitrotoluene	ND	0.098	ug/L	0.049
2,6-Dinitrotoluene	ND	0.098	ug/L	0.049
HMX	ND	0.098	ug/L	0.035
Nitrobenzene	ND	0.098	ug/L	0.049
2-Nitrotoluene	ND	0.49	ug/L	0.086
3-Nitrotoluene	ND	0.49	ug/L	0.056
4-Nitrotoluene	ND	0.49	ug/L	0.086
RDX	ND	0.098	ug/L	0.035
Tetryl	ND	0.098	ug/L	0.049
1,3,5-Trinitrobenzene	ND	0.098	ug/L	0.029
2,4,6-Trinitrotoluene	ND	0.098	ug/L	0.049

SURROGATE	PERCENT RECOVERY	RECOVERY LIMITS
3,4-Dinitrotoluene	99	(83 - 113)

Environmental Quality Mgt., Inc.

Client Sample ID: FWGLL1mw-079C-0568-GW

HPLC

Lot-Sample #...: A8A290105-007	**Work Order #...:** KF7X81AA	**Matrix.....:** WG	
Date Sampled...: 01/28/08 13:30	**Date Received..:** 01/29/08		
Prep Date.....: 01/31/08	**Analysis Date..:** 02/06/08		
Prep Batch #...: 8031288			
Dilution Factor: 0.98	**Method.....:** SW846 8330		

PARAMETER	RESULT	REPORTING LIMIT	UNITS	MDL
PETN	ND	0.64	ug/L	0.29
Nitroglycerin	ND	0.64	ug/L	0.32
2-Amino-4,6-dinitrotoluene	**1.5**	**0.098**	**ug/L**	**0.098**
4-Amino-2,6-dinitrotoluene	**1.8**	**0.098**	**ug/L**	**0.049**
1,3-Dinitrobenzene	ND	0.098	ug/L	0.049
2,4-Dinitrotoluene	**0.086 J**	**0.098**	**ug/L**	**0.049**
2,6-Dinitrotoluene	**0.057 J**	**0.098**	**ug/L**	**0.049**
HMX	**0.68**	**0.098**	**ug/L**	**0.035**
Nitrobenzene	**0.071 J**	**0.098**	**ug/L**	**0.049**
2-Nitrotoluene	ND	0.49	ug/L	0.086
3-Nitrotoluene	ND	0.49	ug/L	0.056
4-Nitrotoluene	ND	0.49	ug/L	0.086
RDX	**1.8**	**0.098**	**ug/L**	**0.035**
Tetryl	ND	0.098	ug/L	0.049
1,3,5-Trinitrobenzene	**0.037 J**	**0.098**	**ug/L**	**0.029**
2,4,6-Trinitrotoluene	ND	0.098	ug/L	0.049

SURROGATE	PERCENT RECOVERY	RECOVERY LIMITS
3,4-Dinitrotoluene	103	(83 - 113)

NOTE(S):

J Estimated result. Result is less than RL.

Environmental Quality Mgt., Inc.

Client Sample ID: FWGLL1mw-065C-0567-GW

HPLC

Lot-Sample #...: A8A290105-008 **Work Order #...:** KF70A1AA **Matrix.....:** WG
Date Sampled...: 01/28/08 17:15 **Date Received..:** 01/29/08
Prep Date.....: 01/31/08 **Analysis Date..:** 02/06/08
Prep Batch #...: 8031288
Dilution Factor: 0.98 **Method.....:** SW846 8330

PARAMETER	RESULT	REPORTING LIMIT	UNITS	MDL
PETN	ND	0.64	ug/L	0.29
Nitroglycerin	ND	0.64	ug/L	0.32
2-Amino-4,6-dinitrotoluene	ND	0.098	ug/L	0.098
4-Amino-2,6-dinitrotoluene	ND	0.098	ug/L	0.049
1,3-Dinitrobenzene	ND	0.098	ug/L	0.049
2,4-Dinitrotoluene	ND	0.098	ug/L	0.049
2,6-Dinitrotoluene	ND	0.098	ug/L	0.049
HMX	ND	0.098	ug/L	0.035
Nitrobenzene	ND	0.098	ug/L	0.049
2-Nitrotoluene	ND	0.49	ug/L	0.086
3-Nitrotoluene	ND	0.49	ug/L	0.056
4-Nitrotoluene	ND	0.49	ug/L	0.086
RDX	**0.064 J**	**0.098**	**ug/L**	**0.035**
Tetryl	ND	0.098	ug/L	0.049
1,3,5-Trinitrobenzene	ND	0.098	ug/L	0.029
2,4,6-Trinitrotoluene	ND	0.098	ug/L	0.049

SURROGATE	PERCENT RECOVERY	RECOVERY LIMITS
3,4-Dinitrotoluene	99	(83 - 113)

NOTE(S):

J Estimated result. Result is less than RL.

Environmental Quality Mgt., Inc.

Client Sample ID: FWGLL2mw-270C-0574-GW

HPLC

Lot-Sample #...: A8A290105-009 **Work Order #...:** KF70C1AA **Matrix.....:** WG
Date Sampled...: 01/28/08 10:50 **Date Received..:** 01/29/08
Prep Date.....: 01/31/08 **Analysis Date..:** 02/07/08
Prep Batch #...: 8031288
Dilution Factor: 0.97 **Method.....:** SW846 8330

PARAMETER	RESULT	REPORTING LIMIT	UNITS	MDL
PETN	ND	0.63	ug/L	0.29
Nitroglycerin	ND	0.63	ug/L	0.32
2-Amino-4,6-dinitrotoluene	ND	0.097	ug/L	0.097
4-Amino-2,6-dinitrotoluene	ND	0.097	ug/L	0.048
1,3-Dinitrobenzene	ND	0.097	ug/L	0.048
2,4-Dinitrotoluene	ND	0.097	ug/L	0.048
2,6-Dinitrotoluene	ND	0.097	ug/L	0.048
HMX	**0.059 J**	**0.097**	**ug/L**	**0.035**
Nitrobenzene	ND	0.097	ug/L	0.048
2-Nitrotoluene	ND	0.48	ug/L	0.085
3-Nitrotoluene	ND	0.48	ug/L	0.055
4-Nitrotoluene	ND	0.48	ug/L	0.085
RDX	ND	0.097	ug/L	0.035
Tetryl	ND	0.097	ug/L	0.048
1,3,5-Trinitrobenzene	ND	0.097	ug/L	0.029
2,4,6-Trinitrotoluene	ND	0.097	ug/L	0.048

SURROGATE	PERCENT RECOVERY	RECOVERY LIMITS
3,4-Dinitrotoluene	98	(83 - 113)

NOTE(S):

J Estimated result. Result is less than RL.

Environmental Quality Mgt., Inc.

Client Sample ID: FWGLL2mw-268C-0573-GW

HPLC

Lot-Sample #...: A8A290105-010 Work Order #...: KF70D1AA Matrix.....: WG
Date Sampled...: 01/28/08 12:30 Date Received..: 01/29/08
Prep Date.....: 01/31/08 Analysis Date..: 02/07/08
Prep Batch #...: 8031288
Dilution Factor: 1.02 Method.....: SW846 8330

PARAMETER	RESULT	REPORTING LIMIT	UNITS	MDL
PETN	ND	0.66	ug/L	0.31
Nitroglycerin	ND	0.66	ug/L	0.34
2-Amino-4,6-dinitrotoluene	ND	0.10	ug/L	0.10
4-Amino-2,6-dinitrotoluene	ND	0.10	ug/L	0.051
1,3-Dinitrobenzene	ND	0.10	ug/L	0.051
2,4-Dinitrotoluene	ND	0.10	ug/L	0.051
2,6-Dinitrotoluene	ND	0.10	ug/L	0.051
HMX	ND	0.10	ug/L	0.037
Nitrobenzene	ND	0.10	ug/L	0.051
2-Nitrotoluene	ND	0.51	ug/L	0.090
3-Nitrotoluene	ND	0.51	ug/L	0.058
4-Nitrotoluene	ND	0.51	ug/L	0.090
RDX	ND	0.10	ug/L	0.037
Tetryl	ND	0.10	ug/L	0.051
1,3,5-Trinitrobenzene	ND	0.10	ug/L	0.031
2,4,6-Trinitrotoluene	ND	0.10	ug/L	0.051

SURROGATE	PERCENT RECOVERY	RECOVERY LIMITS
3,4-Dinitrotoluene	97	(83 - 113)

Environmental Quality Mgt., Inc.

Client Sample ID: FWGLL2mw-261C-0570-GW

HPLC

Lot-Sample #...: A8A290105-011 **Work Order #...:** KF70E1AA **Matrix.....:** WG
Date Sampled...: 01/28/08 14:00 **Date Received..:** 01/29/08
Prep Date.....: 01/31/08 **Analysis Date..:** 02/07/08
Prep Batch #...: 8031288
Dilution Factor: 0.99 **Method.....:** SW846 8330

PARAMETER	RESULT	REPORTING LIMIT	UNITS	MDL
PETN	ND	0.64	ug/L	0.30
Nitroglycerin	ND	0.64	ug/L	0.33
2-Amino-4,6-dinitrotoluene	ND	0.099	ug/L	0.099
4-Amino-2,6-dinitrotoluene	ND	0.099	ug/L	0.050
1,3-Dinitrobenzene	ND	0.099	ug/L	0.050
2,4-Dinitrotoluene	ND	0.099	ug/L	0.050
2,6-Dinitrotoluene	ND	0.099	ug/L	0.050
HMX	ND	0.099	ug/L	0.036
Nitrobenzene	ND	0.099	ug/L	0.050
2-Nitrotoluene	ND	0.50	ug/L	0.087
3-Nitrotoluene	ND	0.50	ug/L	0.056
4-Nitrotoluene	ND	0.50	ug/L	0.087
RDX	ND	0.099	ug/L	0.036
Tetryl	ND	0.099	ug/L	0.050
1,3,5-Trinitrobenzene	ND	0.099	ug/L	0.030
2,4,6-Trinitrotoluene	ND	0.099	ug/L	0.050

SURROGATE	PERCENT RECOVERY	RECOVERY LIMITS
3,4-Dinitrotoluene	100	(83 - 113)

METHOD BLANK REPORT

HPLC

Client Lot #...: A8A290105 **Work Order #...:** KGDGC1AA **Matrix.....:** WATER
MB Lot-Sample #: G8A310000-288

Prep Date.....: 01/31/08
Analysis Date..: 02/06/08 **Prep Batch #...:** 8031288
Dilution Factor: 1

PARAMETER	RESULT	REPORTING LIMIT	UNITS	METHOD
Nitroglycerin	ND	0.65	ug/L	SW846 8330
PETN	ND	0.65	ug/L	SW846 8330
2-Amino-4,6-dinitrotoluene	ND	0.10	ug/L	SW846 8330
4-Amino-2,6-dinitrotoluene	ND	0.10	ug/L	SW846 8330
1,3-Dinitrobenzene	ND	0.10	ug/L	SW846 8330
2,4-Dinitrotoluene	ND	0.10	ug/L	SW846 8330
2,6-Dinitrotoluene	ND	0.10	ug/L	SW846 8330
HMX	ND	0.10	ug/L	SW846 8330
Nitrobenzene	ND	0.10	ug/L	SW846 8330
2-Nitrotoluene	ND	0.50	ug/L	SW846 8330
3-Nitrotoluene	ND	0.50	ug/L	SW846 8330
4-Nitrotoluene	ND	0.50	ug/L	SW846 8330
RDX	ND	0.10	ug/L	SW846 8330
Tetryl	ND	0.10	ug/L	SW846 8330
1,3,5-Trinitrobenzene	ND	0.10	ug/L	SW846 8330
2,4,6-Trinitrotoluene	ND	0.10	ug/L	SW846 8330

SURROGATE	PERCENT RECOVERY	RECOVERY LIMITS
3,4-Dinitrotoluene	98	(83 - 113)

NOTE(S):

Calculations are performed before rounding to avoid round-off errors in calculated results.

LABORATORY CONTROL SAMPLE EVALUATION REPORT

HPLC

Client Lot #...: A8A290105 Work Order #...: KGDGC1AC Matrix.....: WATER
LCS Lot-Sample#: G8A310000-288
Prep Date.....: 01/31/08 Analysis Date..: 02/06/08
Prep Batch #...: 8031288
Dilution Factor: 1

PARAMETER	PERCENT RECOVERY	RECOVERY LIMITS	METHOD
Nitroglycerin	**105**	**(81 - 111)**	**SW846 8330**
PETN	**100**	**(83 - 113)**	**SW846 8330**
2-Amino-4,6-dinitrotoluene	**107**	**(83 - 116)**	**SW846 8330**
4-Amino-2,6-dinitrotoluene	**104**	**(79 - 110)**	**SW846 8330**
1,3-Dinitrobenzene	**112**	**(90 - 124)**	**SW846 8330**
2,4-Dinitrotoluene	**108**	**(85 - 117)**	**SW846 8330**
2,6-Dinitrotoluene	**109**	**(84 - 119)**	**SW846 8330**
HMX	**106**	**(88 - 123)**	**SW846 8330**
Nitrobenzene	**106**	**(85 - 124)**	**SW846 8330**
2-Nitrotoluene	**101**	**(81 - 117)**	**SW846 8330**
3-Nitrotoluene	**96**	**(77 - 118)**	**SW846 8330**
4-Nitrotoluene	**98**	**(80 - 120)**	**SW846 8330**
RDX	**118**	**(91 - 121)**	**SW846 8330**
Tetryl	**80**	**(72 - 115)**	**SW846 8330**
1,3,5-Trinitrobenzene	**112**	**(87 - 123)**	**SW846 8330**
2,4,6-Trinitrotoluene	**96**	**(82 - 118)**	**SW846 8330**

SURROGATE	PERCENT RECOVERY	RECOVERY LIMITS
3,4-Dinitrotoluene	101	(83 - 113)

NOTE(S):

Calculations are performed before rounding to avoid round-off errors in calculated results.

Bold print denotes control parameters

MATRIX SPIKE SAMPLE EVALUATION REPORT

HPLC

Client Lot #...: A8A290105 Work Order #...: KF70E1AC-MS Matrix.....: WG
MS Lot-Sample #: A8A290105-011 KF70E1AD-MSD
Date Sampled...: 01/28/08 14:00 Date Received..: 01/29/08
Prep Date.....: 01/31/08 Analysis Date..: 02/07/08
Prep Batch #...: 8031288
Dilution Factor: 1

PARAMETER	PERCENT RECOVERY	RECOVERY LIMITS	RPD	RPD LIMITS	METHOD
Nitroglycerin	106	(81 - 111)			SW846 8330
	105	(81 - 111)	3.6	(0-15)	SW846 8330
PETN	99	(83 - 113)			SW846 8330
	100	(83 - 113)	1.6	(0-16)	SW846 8330
2-Amino-4,6-dinitrotoluene	110	(83 - 116)			SW846 8330
	109	(83 - 116)	3.5	(0-15)	SW846 8330
4-Amino-2,6-dinitrotoluene	106	(79 - 110)			SW846 8330
	104	(79 - 110)	3.5	(0-17)	SW846 8330
1,3-Dinitrobenzene	116	(90 - 124)			SW846 8330
	114	(90 - 124)	3.7	(0-15)	SW846 8330
2,4-Dinitrotoluene	112	(85 - 117)			SW846 8330
	110	(85 - 117)	3.7	(0-15)	SW846 8330
2,6-Dinitrotoluene	113	(84 - 119)			SW846 8330
	112	(84 - 119)	3.2	(0-15)	SW846 8330
HMX	109	(88 - 123)			SW846 8330
	108	(88 - 123)	3.3	(0-15)	SW846 8330
Nitrobenzene	107	(85 - 124)			SW846 8330
	105	(85 - 124)	3.6	(0-15)	SW846 8330
2-Nitrotoluene	105	(81 - 117)			SW846 8330
	103	(81 - 117)	4.1	(0-15)	SW846 8330
3-Nitrotoluene	101	(77 - 118)			SW846 8330
	98	(77 - 118)	4.5	(0-15)	SW846 8330
4-Nitrotoluene	102	(80 - 120)			SW846 8330
	101	(80 - 120)	3.7	(0-15)	SW846 8330
RDX	119	(91 - 121)			SW846 8330
	118	(91 - 121)	2.8	(0-15)	SW846 8330
Tetryl	81	(72 - 115)			SW846 8330
	80	(72 - 115)	3.8	(0-15)	SW846 8330
1,3,5-Trinitrobenzene	114	(87 - 123)			SW846 8330
	112	(87 - 123)	4.0	(0-15)	SW846 8330
2,4,6-Trinitrotoluene	98	(82 - 118)			SW846 8330
	97	(82 - 118)	3.5	(0-16)	SW846 8330

(Continued on next page)

MATRIX SPIKE SAMPLE EVALUATION REPORT

HPLC

Client Lot #...: A8A290105 **Work Order #...:** KF70E1AC-MS **Matrix.....:** WG
MS Lot-Sample #: A8A290105-011 KF70E1AD-MSD

SURROGATE	PERCENT RECOVERY	RECOVERY LIMITS
3,4-Dinitrotoluene	101	(83 - 113)
	100	(83 - 113)

NOTE(S):

Calculations are performed before rounding to avoid round-off errors in calculated results.

Bold print denotes control parameters

TestAmerica West Sacramento
GC/LC INSTRUMENT LOG

Inst ID: LC10 Batch ID: 02052008
Method : Method 8330 Test : SOP SAC-LC-0009
ICAL Date: See Calibration Report

Date	Time	Operator	Sample ID	File ID	Vol or Wt	Extract Vol	Diln	Comments
05-FEB-2008	15:59	KenneyF	CCV_5 PRIMER	A-000001.	0 g	0 mL	1	
05-FEB-2008	17:07	KenneyF	CCV_5 PRIMER	A-000002.	0 g	0 mL	1	
05-FEB-2008	18:00	KenneyF	CCV_5 PRIMER	A-000003.	0 g	0 mL	1	
05-FEB-2008	18:53	KenneyF	STD_5 08GCSV0048 100/200/100/1	A-000004.	0 g	0 mL	1	
05-FEB-2008	19:46	KenneyF	MRL_1 E070821S 2/50/20/20ng/mL	A-000005.	0 g	0 mL	1	
05-FEB-2008	20:39	KenneyF	KGDGC1AA 8031288 G8A310000-288	A-000006.	1000 mL	20 mL	1	
05-FEB-2008	21:32	KenneyF	KGDGC1AC 8031288 G8A310000-288	A-000007.	1000 mL	20 mL	1	
05-FEB-2008	22:25	KenneyF	KF7X21AA 8031288 A8A290105-1 1	A-000008.	1011.83 mL	20 mL	1	
05-FEB-2008	23:18	KenneyF	KF7X31AA 8031288 A8A290105-2 1	A-000009.	1026.51 mL	20 mL	1	
06-FEB-2008	00:11	KenneyF	KF7X41AA 8031288 A8A290105-3 1	A-000010.	1022.98 mL	20 mL	1	
06-FEB-2008	01:04	KenneyF	KF7X51AA 8031288 A8A290105-4 1	A-000011.	1022.3 mL	20 mL	1	
06-FEB-2008	01:57	KenneyF	KF7X61AA 8031288 A8A290105-5 1	A-000012.	1018.74 mL	20 mL	1	
06-FEB-2008	02:50	KenneyF	KF7X71AA 8031288 A8A290105-6 1	A-000013.	1014.5 mL	20 mL	1	
06-FEB-2008	03:44	KenneyF	KF7X81AA 8031288 A8A290105-7 1	A-000014.	1015.88 mL	20 mL	1	
06-FEB-2008	04:37	KenneyF	KF70A1AA 8031288 A8A290105-8 1	A-000015.	1011.74 mL	20 mL	1	
06-FEB-2008	05:30	KenneyF	STD_6 E071007E 200/500/200/200	A-000016.	0 g	0 mL	1	
06-FEB-2008	06:23	KenneyF	MRL_1 E070821S 2/50/20/20ng/mL	A-000017.	0 g	0 mL	1	
06-FEB-2008	07:16	KenneyF	KF70C1AA 8031288 A8A290105-9 1	A-000018.	1024.29 mL	20 mL	1	
06-FEB-2008	08:09	KenneyF	KF70D1AA 8031288 A8A290105-10	A-000019.	979.71 mL	20 mL	1	
06-FEB-2008	09:02	KenneyF	KF70E1AA 8031288 A8A290105-11	A-000020.	1000.93 mL	20 mL	1	
06-FEB-2008	09:55	KenneyF	KF70E1AC 8031288 A8A290105-11	A-000021.	997.44 mL	20 mL	1	
06-FEB-2008	10:48	KenneyF	KF70E1AD 8031288 A8A290105-11	A-000022.	1019.3 mL	20 mL	1	
06-FEB-2008	11:41	KenneyF	STD_5 08GCSV0048 100/200/100/1	A-000023.	0 g	0 mL	1	
06-FEB-2008	12:34	KenneyF	MRL_1 E070926A 2/50/20/20ng/mL	A-000024.	0 g	0 mL	1	
06-FEB-2008	13:27	KenneyF	KGDGC1AA 8031288 G8A310000-288	A-000025.	1000 mL	20 mL	1	
06-FEB-2008	14:21	KenneyF	MDL_CK LEVEL GCSV0057	A-000026.	0 g	0 mL	1	
06-FEB-2008	15:14	KenneyF	KGDGC1AC 8031288 G8A310000-288	A-000027.	1000 mL	20 mL	1	
06-FEB-2008	16:07	KenneyF	KF7X21AA 8031288 A8A290105-1 1	A-000028.	1011.83 mL	20 mL	1	
06-FEB-2008	17:01	KenneyF	KF7X31AA 8031288 A8A290105-2 1	A-000029.	1026.51 mL	20 mL	1	
06-FEB-2008	17:54	KenneyF	KF7X41AA 8031288 A8A290105-3 1	A-000030.	1022.98 mL	20 mL	1	
06-FEB-2008	18:47	KenneyF	KF7X51AA 8031288 A8A290105-4 1	A-000031.	1022.3 mL	20 mL	1	
06-FEB-2008	19:40	KenneyF	KF7X61AA 8031288 A8A290105-5 1	A-000032.	1018.74 mL	20 mL	1	
06-FEB-2008	20:33	KenneyF	KF7X71AA 8031288 A8A290105-6 1	A-000033.	1014.5 mL	20 mL	1	
06-FEB-2008	21:26	KenneyF	KF7X81AA 8031288 A8A290105-7 1	A-000034.	1015.88 mL	20 mL	1	
06-FEB-2008	22:19	KenneyF	KF70A1AA 8031288 A8A290105-8 1	A-000035.	1011.74 mL	20 mL	1	
06-FEB-2008	23:12	KenneyF	STD_5 08GCSV0048 100/200/100/1	A-000036.	0 g	0 mL	1	
07-FEB-2008	00:05	KenneyF	MRL_1 E070926A 2/50/20/20ng/mL	A-000037.	0 g	0 mL	1	
07-FEB-2008	00:58	KenneyF	KF70C1AA 8031288 A8A290105-9 1	A-000038.	1024.29 mL	20 mL	1	
07-FEB-2008	01:51	KenneyF	KF70D1AA 8031288 A8A290105-10	A-000039.	979.71 mL	20 mL	1	
07-FEB-2008	02:44	KenneyF	KF70E1AA 8031288 A8A290105-11	A-000040.	1000.93 mL	20 mL	1	
07-FEB-2008	03:37	KenneyF	KF70E1AC 8031288 A8A290105-11	A-000041.	997.44 mL	20 mL	1	
07-FEB-2008	04:30	KenneyF	KF70E1AD 8031288 A8A290105-11	A-000042.	1019.3 mL	20 mL	1	
07-FEB-2008	05:23	KenneyF	STD_5 08GCSV0048 100/200/100/1	A-000043.	0 g	0 mL	1	
07-FEB-2008	06:16	KenneyF	MRL_1 E070926A 2/50/20/20ng/mL	A-000044.	0 g	0 mL	1	
07-FEB-2008	07:09	KenneyF	KGE251AA 8032198 G8B010000-198	A-000045.	1000 mL	20 mL	1	
07-FEB-2008	08:02	KenneyF	KGE251AC 8032198 G8B010000-198	A-000046.	1000 mL	20 mL	1	
07-FEB-2008	08:55	KenneyF	KF9RR1AA 8032198 A8A300104-1 1	A-000047.	950.85 mL	20 mL	1	
07-FEB-2008	09:48	KenneyF	KF9RR1AC 8032198 A8A300104-1 S	A-000048.	962.35 mL	20 mL	1	
07-FEB-2008	10:41	KenneyF	KF9RR1AD 8032198 A8A300104-1 D	A-000049.	992.91 mL	20 mL	1	
07-FEB-2008	11:34	KenneyF	STD_5 08GCSV0048 100/200/100/1	A-000050.	0 g	0 mL	1	

Sequence continued on next page

Not used wrong MRL Std JMA 2/8/08

Page 2 of Batch 02052008 on Instrument LC10
For header information, refer to the first page of this batch's log.

Date	Time	Operator	Sample ID	File ID	Vol or Wt	Extract Vol	Diln	Comments
07-FEB-2008	12:27	KenneyF	MRL_1 E070926A 2/50/20/20ng/mL	A-000051.	0 g	0 mL	1	
07-FEB-2008	13:20	KenneyF	KF9R01AA 8032198 A8A300104-2 1	A-000052.	896.1 mL	20 mL	1	
07-FEB-2008	14:13	KenneyF	KF9R51AA 8032198 A8A300104-3 1	A-000053.	928.73 mL	20 mL	1	
07-FEB-2008	15:06	KenneyF	KF9R71AA 8032198 A8A300104-4 1	A-000054.	1032.25 mL	20 mL	1	
07-FEB-2008	15:59	KenneyF	KF9R81AA 8032198 A8A300104-5 1	A-000055.	1015.88 mL	20 mL	1	
07-FEB-2008	16:52	KenneyF	KF9R91AA 8032198 A8A300104-6 1	A-000056.	1032.58 mL	20 mL	1	
07-FEB-2008	17:45	KenneyF	KF9TG1AA 8032198 A8A300104-7 1	A-000057.	1032.33 mL	20 mL	1	
07-FEB-2008	18:39	KenneyF	KF9TL1AA 8032198 A8A300104-8 1	A-000058.	1018.82 mL	20 mL	1	
07-FEB-2008	19:32	KenneyF	KF9TM1AA 8032198 A8A300104-9 1	A-000059.	1037.43 mL	20 mL	1	
07-FEB-2008	20:25	KenneyF	KF9TQ1AA 8032198 A8A300104-10	A-000060.	1037.14 mL	20 mL	1	
07-FEB-2008	21:18	KenneyF	KF9TV1AA 8032198 A8A300104-11	A-000061.	1001.5 mL	20 mL	1	
07-FEB-2008	22:11	KenneyF	STD_5 08GCSV0048 100/200/100/1	A-000062.	0 g	0 mL	1	
07-FEB-2008	23:04	KenneyF	MRL_1 E070926A 2/50/20/20ng/mL	A-000063.	0 g	0 mL	1	
07-FEB-2008	23:57	KenneyF	KF9T31AA 8032198 A8A300104-12	A-000064.	970.73 mL	20 mL	1	
08-FEB-2008	00:50	KenneyF	KF9T51AA 8032198 A8A300104-13	A-000065.	1026.81 mL	20 mL	1	
08-FEB-2008	01:44	KenneyF	KGE251AC 8032198 G8B010000-198	A-000066.	1000 mL	20 mL	1	
08-FEB-2008	02:37	KenneyF	KGHT91AA 8035203 MB 1X	A-000067.	1000 mL	20 mL	1	
08-FEB-2008	03:30	KenneyF	KGHT91AC 8035203 LCS 1X	A-000068.	1000 mL	20 mL	1	
08-FEB-2008	04:23	KenneyF	KGCKR1AA 8035203 A8A310101-1 1	A-000069.	1026 mL	20 mL	1	
08-FEB-2008	05:16	KenneyF	KGCKV1AA 8035203 A8A310101-2 1	A-000070.	983 mL	20 mL	1	
08-FEB-2008	06:09	KenneyF	KGCK11AA 8035203 A8A310101-3 1	A-000071.	1031 mL	20 mL	1	
08-FEB-2008	07:03	KenneyF	KGCK21AA 8035203 A8A310101-4 1	A-000072.	975 mL	20 mL	1	
08-FEB-2008	07:56	KenneyF	KGCK31AA 8035203 A8A310101-5 1	A-000073.	1017 mL	20 mL	1	
08-FEB-2008	08:49	KenneyF	STD_5 08GCSV0048 100/200/100/1	A-000074.	0 g	0 mL	1	
08-FEB-2008	09:42	KenneyF	MRL_1 E070926A 2/50/20/20ng/mL	A-000075.	0 g	0 mL	1	
08-FEB-2008	10:35	KenneyF	KGCKS1AA 8035203 A8A310101-6 1	A-000076.	1040 mL	20 mL	1	

— run continued on next page —

2/8/08

TestAmerica West Sacramento

A-000026.D

Chromatography Summary

Method 8330 Target Analyte Results

Injection Date: 2/6/2008 14:21 Operator: KenneyF

DataFile: LC10.I\02052008.B\A-000026.D Vial Num: 10

Instrument ID: LC10

Sample : **MDL_CK LEVEL GCSV0057**

Method File: LC10.I\02052008.B\8330AB.M

Start Cal Date: 10/20/2007 16:48 End Cal Date: 10/20/2007 22:59

Dilution Factor	Extract Volume	Sample Volume	Sample Weight
1X	0 mL	0 mL	0 g

Matrix: NONE SubList: EXPSDNAMDL.suSpikeList:

Samp. Info: MDL_CK LEVEL GCSV0057 ;0

Misc. Info: ;1: ; ; ;3;EXPSDNAMDL.sub; ;0;1

	Signal 1 UV 250-265					Signal 2 UV 358-205							
Compound Name	RT	Diff	Response	PPB	Flag	RT	Diff	Response	PPB	Flag	MDL	RL	Flag
3,4-Dinitrotoluene	18.63	0.082	202	4.0750<		18.56	0.005	337	3.5350		0.0000	0.00	
HMX	5.29	0.015	198	1.5110<							0.0000	0.00	45
RDX	7.96	0.045	107	1.3460<							0.0000	0.00	45
Picric ACID	9.27	0.042	260	3.1500		9.28	0.048	381	3.1360<		0.0000	0.00	
1,3,5-Trinitrobenzene	10.46	0.072	209	1.4040<							0.0000	0.00	45
1,3-Dinitrobenzene	13.65	0.075	239	1.6730<							0.0000	0.00	45
TETRYL	14.69	-0.005	129	1.4230<	M						0.0000	0.00	45
Nitrobenzene	15.62	0.065	100	1.5400<							0.0000	0.00	45
2,4,6-Trinitrotoluene	17.04	0.039	147	1.6480<							0.0000	0.00	45
4-AM-2,6-DNT	18.14	0.062	112	1.7090<							0.0000	0.00	45
2-AM-4,6-DNT	19.22	0.018	127	1.6990<							0.0000	0.00	45
2,6-Dinitrotoluene	21.00	0.049	89	1.6950<							0.0000	0.00	45
2,4-Dinitrotoluene	21.84	0.102	118	1.3820<							0.0000	0.00	45
2-Nitrotoluene	25.67	0.062	78	2.1470<							0.0000	0.00	45
4-Nitrotoluene	27.55	-0.015	61	1.3900<							0.0000	0.00	45
3-Nitrotoluene	29.75	0.035	54	1.2740<	M						0.0000	0.00	45
Nitroglycerin						16.20	0.059	294	3.9200<		0.0000	0.00	45
PETN						31.38	0.055	124	3.0960<		0.0000	0.00	45
3,5-Dinitroaniline	14.50	0.122	140	1.4140<	M						0.0000	0.00	45

Surrogates:	Spiked	Recovered	%Rec	Spiked	Recovered	%Rec	Limits
3,4-Dinitrotoluene	2000.0000	4.0750	0	2000.0000	3.5350	0	-0--1.#QNAN

Notes:

M = Manually Integrated

D = Operator Disabled Result

O = Over Calibration Range

< = Primary Value

4 = Signals Differ by More Than 40%

5 = Signals Differ by More Than 50%

Printed: 3/4/2008 9:59 AM

TestAmerica West Sacramento

A-000023.D

Chromatography Summary

Injection Date: 2/6/2008 11:41 Operator: KenneyF

DataFile: LC10.I\02052008.B\A-000023.D Vial Num: 2

Instrument ID: LC10

Method 8330 Target Analyte Results

Sample : **STD_5 08GCSV0048 100/200/100/100ng/mL**

Method File: LC10.I\02052008.B\8330AB.M

Start Cal Date: 10/20/2007 16:48 End Cal Date: 10/20/2007 22:59

Dilution Factor	Extract Volume	Sample Volume	Sample Weight
1X	0 mL	0 mL	0 g

Matrix: NONE SubList: EXPWDNA.sub SpikeList:

Samp. Info: STD_5 08GCSV0048 100/200/100/100ng/mL;2

Misc. Info: ;5; ; ; ;3;EXPWDNA.sub; ;0;1

	Signal 1 UV 250-265							Signal 2 UV 358-205								
Compound Name	RT	Response	PPB	Spike Level	%D	Result	Flag	RT	Response	PPB	Spike Level	%D	Result	Flag	Limits(%)	Flag
3,4-Dinitrotoluene	18.51	4929	99.4400<	100	-1%	Acceptable		18.52	9654	101.2000	100	1%	Acceptable		(±15)	
HMX	5.27	13564	103.5000<	100	4%	Acceptable					100	-100%	Fails		(±15)	45
RDX	7.92	8542	107.4000<	100	7%	Acceptable					100	-100%	Fails		(±15)	45
Picric ACID	**9.17**	**19074**	**231.1000**	**200**	**16%**	**Fails** high		9.17 NT	28129	231.6000<	200	16%	Fails high		(±15)	
1,3,5-Trinitrobenzene	10.39	15611	104.8000<	100	5%	Acceptable					100	-100%	Fails		(±15)	45
1,3-Dinitrobenzene	13.56	14858	104.0000<	100	4%	Acceptable					100	-100%	Fails		(±15)	45
TETRYL	**14.64**	**10534**	**116.2000<**	**100**	**16%**	**Fails** high					100	-100%	Fails		(±15)	45
Nitrobenzene	15.55	6509	100.2000<	100	0%	Acceptable					100	-100%	Fails		(±15)	45
2,4,6-Trinitrotoluene	16.98	9267	103.9000<	100	4%	Acceptable					100	-100%	Fails		(±15)	45
4-AM-2,6-DNT	18.01	6748	103.0000<	100	3%	Acceptable					100	-100%	Fails		(±15)	45
2-AM-4,6-DNT	19.18	7665	102.5000<	100	3%	Acceptable					100	-100%	Fails		(±15)	45
2,6-Dinitrotoluene	20.93	5529	105.3000<	100	5%	Acceptable					100	-100%	Fails		(±15)	45
2,4-Dinitrotoluene	21.71	8785	102.9000<	100	3%	Acceptable					100	-100%	Fails		(±15)	45
2-Nitrotoluene	25.57	3637	100.1000<	100	0%	Acceptable					100	-100%	Fails		(±15)	45
4-Nitrotoluene	27.47	4463	101.7000<	100	2%	Acceptable					100	-100%	Fails		(±15)	45
3-Nitrotoluene	29.64	4345	102.5000<	100	3%	Acceptable					100	-100%	Fails		(±15)	45
Nitroglycerin				**100**	**-100%**	**Fails**		16.13	7854	104.7000<	100	5%	Acceptable		(±15)	45
PETN				**100**	**-100%**	**Fails**		31.29	4224	105.5000<	100	6%	Acceptable		(±15)	45
3,5-Dinitroaniline	14.39	9955	100.5000<	100	1%	Acceptable					100	-100%	Fails		(±15)	45

Notes:
M = Manually Integrated
D = Operator Disabled Result
O = Over Calibration Range
< = Primary Value
4 = Signals Differ by More Than 40%
5 = Signals Differ by More Than 50%

Printed: 2/6/2008 1:26 PM

TestAmerica West Sacramento

A-000036.D

Chromatography Summary

Method 8330 Target Analyte Results

Injection Date: 2/6/2008 23:12 Operator: KenneyF

DataFile: LC10.I\02052008.B\A-000036.D Vial Num: 4

Instrument ID: LC10

Sample : **STD_5 08GCSV0048 100/200/100/100ng/mL**

Method File: LC10.I\02052008.B\8330AB.M

Start Cal Date: 10/20/2007 16:48 End Cal Date: 10/20/2007 22:59

Dilution Factor	Extract Volume	Sample Volume	Sample Weight
1X	0 mL	0 mL	0 g

Matrix: NONE SubList: EXPWDNA.sub SpikeList:

Samp. Info: STD_5 08GCSV0048 100/200/100/100ng/mL;2

Misc. Info: ;5; ; ; ;3;EXPWDNA.sub; ;0;1

	Signal 1 UV 250-265							Signal 2 UV 358-205								
Compound Name	RT	Response	PPB	Spike Level	%D	Result	Flag	RT	Response	PPB	Spike Level	%D	Result	Flag	Limits(%)	Flag
3,4-Dinitrotoluene	18.50	4971	100.3000<	100	0%	Acceptable		18.49	9667	101.4000	100	1%	Acceptable		(±15)	
HMX	5.27	13521	103.2000<	100	3%	Acceptable					100	-100%	Fails		(±15)	45
RDX	7.91	8508	107.0000<	100	7%	Acceptable					100	-100%	Fails		(±15)	45
Picric ACID	**9.16**	**19008**	**230.3000**	**200**	**15%**	**Fails**		**9.16**	**28022**	**230.7000<**	**200**	**15%**	**Fails**		(±15)	
1,3,5-Trinitrobenzene	10.38	15489	104.0000<	100	4%	Acceptable					100	-100%	Fails		(±15)	45
1,3-Dinitrobenzene	13.55	14883	104.2000<	100	4%	Acceptable					100	-100%	Fails		(±15)	45
TETRYL	**14.62**	**10526**	**116.1000<**	**100**	**16%**	**Fails**					100	-100%	Fails		(±15)	45
Nitrobenzene	15.53	6659	102.5000<	100	3%	Acceptable					100	-100%	Fails		(±15)	45
2,4,6-Trinitrotoluene	16.96	9287	104.1000<	100	4%	Acceptable					100	-100%	Fails		(±15)	45
4-AM-2,6-DNT	18.00	6791	103.6000<	100	4%	Acceptable					100	-100%	Fails		(±15)	45
2-AM-4,6-DNT	19.16	7658	102.4000<	100	2%	Acceptable					100	-100%	Fails		(±15)	45
2,6-Dinitrotoluene	20.92	5501	104.8000<	100	5%	Acceptable					100	-100%	Fails		(±15)	45
2,4-Dinitrotoluene	21.69	8712	102.0000<	100	2%	Acceptable					100	-100%	Fails		(±15)	45
2-Nitrotoluene	25.55	3754	103.4000<	100	3%	Acceptable					100	-100%	Fails		(±15)	45
4-Nitrotoluene	27.49	4539	103.4000<	100	3%	Acceptable					100	-100%	Fails		(±15)	45
3-Nitrotoluene	29.65	4450	105.0000<	100	5%	Acceptable					100	-100%	Fails		(±15)	45
Nitroglycerin				**100**	**-100%**	**Fails**		16.12	7786	103.8000<	100	4%	Acceptable		(±15)	45
PETN				**100**	**-100%**	**Fails**		31.33	4016	100.3000<	100	0%	Acceptable		(±15)	45
3,5-Dinitroaniline	14.37	9978	100.7000<	100	1%	Acceptable					100	-100%	Fails		(±15)	45

Notes:
M = Manually Integrated
D = Operator Disabled Result
O = Over Calibration Range
< = Primary Value
4 = Signals Differ by More Than 40%
5 = Signals Differ by More Than 50%

Printed: 2/7/2008 9:44 AM

TestAmerica West Sacramento

A-000043.D

Chromatography Summary

Injection Date: 2/7/2008 5:23 **Operator:** KenneyF

DataFile: LC10.B\02052008.B\A-000043.D **Vial Num:** 4

Instrument ID: LC10

Method 8330 Target Analyte Results

Sample: STD_5 08GCSV0048 100/200/100/100ng/mL

Method File: LC10.B\02052008.B\8330AB.M

Start Cal Date: 10/20/2007 16:48 **End Cal Date:** 10/20/2007 22:59

Dilution Factor	Extract Volume	Sample Volume	Sample Weight
1X	0 mL	0 mL	0 g

Matrix: NONE **SubList:** EXPWDNA.sub **SpikeList:**

Samp. Info: STD_5 08GCSV0048 100/200/100/100ng/mL;2

Misc. Info: :5; ; ; ;3;EXPWDNA.sub; :0;1

	Signal 1 UV 250-265							Signal 2 UV 358-205								
Compound Name	RT	Response	PPB	Spike Level	%D	Result	Flag	RT	Response	PPB	Spike Level	%D	Result	Flag	Limits(%)	Flag
3,4-Dinitrotoluene	18.54	4980	100.5000<	100	1%	Acceptable		18.52	9635	101.0000	100	1%	Acceptable		(±15)	
HMX	5.27	13584	103.7000<	100	4%	Acceptable					100	-100%	Fails		(±15)	45
RDX	7.91	8528	107.3000<	100	7%	Acceptable					100	-100%	Fails		(±15)	45
Picric ACID	**9.18**	**19060**	**230.9000**	**200**	**15%**	**Fails** ok		**9.18**	**28113**	**231.4000<**	**200**	**16%**	**Fails** high		(±15)	
1,3,5-Trinitrobenzene	10.39	15547	104.4000<	100	4%	Acceptable					100	-100%	Fails		(±15)	45
1,3-Dinitrobenzene	13.56	14777	103.4000<	100	3%	Acceptable					100	-100%	Fails		(±15)	45
TETRYL	**14.64**	**10498**	**115.8000<**	**100**	**16%**	**Fails** high					100	-100%	Fails		(±15)	45
Nitrobenzene	15.54	6559	101.0000<	100	1%	Acceptable					100	-100%	Fails		(±15)	45
2,4,6-Trinitrotoluene	16.99	9258	103.8000<	100	4%	Acceptable					100	-100%	Fails		(±15)	45
4-AM-2,6-DNT	18.04	6725	102.6000<	100	3%	Acceptable					100	-100%	Fails		(±15)	45
2-AM-4,6-DNT	19.20	7624	102.0000<	100	2%	Acceptable					100	-100%	Fails		(±15)	45
2,6-Dinitrotoluene	20.96	5475	104.3000<	100	4%	Acceptable					100	-100%	Fails		(±15)	45
2,4-Dinitrotoluene	21.74	8702	101.9000<	100	2%	Acceptable					100	-100%	Fails		(±15)	45
2-Nitrotoluene	25.60	3693	101.7000<	100	2%	Acceptable					100	-100%	Fails		(±15)	45
4-Nitrotoluene	27.53	4480	102.0000<	100	2%	Acceptable					100	-100%	Fails		(±15)	45
3-Nitrotoluene	29.68	4390	103.6000<	100	4%	Acceptable					100	-100%	Fails		(±15)	45
Nitroglycerin				**100**	**-100%**	**Fails**		16.14	7781	103.7000<	100	4%	Acceptable		(±15)	45
PETN				**100**	**-100%**	**Fails**		31.36	4066	101.5000<	100	2%	Acceptable		(±15)	45
3,5-Dinitroaniline	14.39	9838	99.3300<	100	-1%	Acceptable					100	-100%	Fails		(±15)	45

Notes:
- M = Manually Integrated
- D = Operator Disabled Result
- O = Over Calibration Range
- < = Primary Value
- 4 = Signals Differ by More Than 40%
- 5 = Signals Differ by More Than 50%

Printed: 2/7/2008 9:46 AM

TestAmerica West Sacramento
GC/LC INSTRUMENT LOG

Inst ID: LC9 Batch ID: 02052008
Method : Method 8330 Test : SOP SAC-LC-0009
ICAL Date: See Calibration Report

Date	Time	Operator	Sample ID	File ID	Vol or Wt	Extract Vol	Diln	Comments
05-FEB-2008	16:03	KenneyF	Primer	C-000001.	0 g	0 mL	1	
05-FEB-2008	17:10	KenneyF	Primer	C-000002.	0 g	0 mL	1	
05-FEB-2008	18:16	KenneyF	STD_5 08GCSV0044 100/200/100/1	C-000003.	0 g	0 mL	1	
05-FEB-2008	19:22	KenneyF	MRL_1 070821S 5/50/20/20	C-000004.	0 g	0 mL	1	
05-FEB-2008	20:28	KenneyF	KGDGC1AA 8031288 G8A310000-288	C-000005.	1000 mL	20 mL	1	
05-FEB-2008	21:34	KenneyF	KF7X21AA 8031288 A8A290105-1 1	C-000006.	1011.83 mL	20 mL	1	
05-FEB-2008	22:40	KenneyF	KF7X31AA 8031288 A8A290105-2 1	C-000007.	1026.51 mL	20 mL	1	
05-FEB-2008	23:46	KenneyF	KF7X41AA 8031288 A8A290105-3 1	C-000008.	1022.98 mL	20 mL	1	
06-FEB-2008	00:52	KenneyF	KF7X51AA 8031288 A8A290105-4 1	C-000009.	1022.3 mL	20 mL	1	
06-FEB-2008	01:59	KenneyF	KF7X61AA 8031288 A8A290105-5 1	C-000010.	1018.74 mL	20 mL	1	
06-FEB-2008	03:05	KenneyF	KF7X71AA 8031288 A8A290105-6 1	C-000011.	1014.5 mL	20 mL	1	
06-FEB-2008	04:11	KenneyF	KF7X81AA 8031288 A8A290105-7 1	C-000012.	1015.88 mL	20 mL	1	
06-FEB-2008	05:17	KenneyF	KF70A1AA 8031288 A8A290105-8 1	C-000013.	1011.74 mL	20 mL	1	
06-FEB-2008	06:23	KenneyF	KF70C1AA 8031288 A8A290105-9 1	C-000014.	1024.29 mL	20 mL	1	
06-FEB-2008	07:30	KenneyF	STD_6 E071007E 200/500/200/200	C-000015.	0 g	0 mL	1	
06-FEB-2008	08:36	KenneyF	MRL_1 070821S 5/50/20/20	C-000016.	0 g	0 mL	1	
06-FEB-2008	09:42	KenneyF	KF70D1AA 8031288 A8A290105-10	C-000017.	979.71 mL	20 mL	1	
06-FEB-2008	10:48	KenneyF	KF70E1AA 8031288 A8A290105-11	C-000018.	1000.93 mL	20 mL	1	
06-FEB-2008	11:54	KenneyF	STD_5 08GCSV0044 100/200/100/1	C-000019.	0 g	0 mL	1	
06-FEB-2008	13:00	KenneyF	MRL_1 E070926A 5/50/20/20	C-000020.	2 g	40 mL	1	
06-FEB-2008	14:06	KenneyF	KGE2S1AA 8032198 G8B010000-198	C-000021.	1000 mL	20 mL	1	
06-FEB-2008	15:12	KenneyF	MDL CK LEVEL GCSV0057	C-000022.	0 g	0 mL	1	
06-FEB-2008	16:19	KenneyF	KF9RR1AA 8032198 A8A300104-1 1	C-000023.	950.85 mL	20 mL	1	
06-FEB-2008	17:25	KenneyF	KF9R01AA 8032198 A8A300104-2 1	C-000024.	896.1 mL	20 mL	1	
06-FEB-2008	18:31	KenneyF	KF9R51AA 8032198 A8A300104-3 1	C-000025.	928.73 mL	20 mL	1	
06-FEB-2008	19:37	KenneyF	KF9R71AA 8032198 A8A300104-4 1	C-000026.	1032.25 mL	20 mL	1	
06-FEB-2008	20:44	KenneyF	KF9R81AA 8032198 A8A300104-5 1	C-000027.	1015.88 mL	20 mL	1	
06-FEB-2008	21:50	KenneyF	KF9R91AA 8032198 A8A300104-6 1	C-000028.	1032.58 mL	20 mL	1	
06-FEB-2008	22:56	KenneyF	KF9TG1AA 8032198 A8A300104-7 1	C-000029.	1032.33 mL	20 mL	1	
07-FEB-2008	00:02	KenneyF	KF9TL1AA 8032198 A8A300104-8 1	C-000030.	1018.82 mL	20 mL	1	
07-FEB-2008	01:08	KenneyF	KF9TM1AA 8032198 A8A300104-9 1	C-000031.	1037.43 mL	20 mL	1	
07-FEB-2008	02:14	KenneyF	STD_5 08GCSV0044 100/200/100/1	C-000032.	0 g	0 mL	1	
07-FEB-2008	03:20	KenneyF	MRL_1 E070926A 5/50/20/20	C-000033.	0 g	0 mL	1	
07-FEB-2008	04:26	KenneyF	KF9TQ1AA 8032198 A8A300104-10	C-000034.	1037.14 mL	20 mL	1	
07-FEB-2008	05:33	KenneyF	KF9TV1AA 8032198 A8A300104-11	C-000035.	1001.5 mL	20 mL	1	
07-FEB-2008	06:39	KenneyF	KF9T31AA 8032198 A8A300104-12	C-000036.	970.73 mL	20 mL	1	
07-FEB-2008	07:45	KenneyF	KF9T51AA 8032198 A8A300104-13	C-000037.	1026.81 mL	20 mL	1	
07-FEB-2008	08:51	KenneyF	KGDGC1AA 8031288 G8A310000-288	C-000038.	1000 mL	20 mL	1	
07-FEB-2008	09:57	KenneyF	KF7X21AA 8031288 A8A290105-1 1	C-000039.	1011.83 mL	20 mL	1	
07-FEB-2008	11:03	KenneyF	KF7X31AA 8031288 A8A290105-2 1	C-000040.	1026.51 mL	20 mL	1	
07-FEB-2008	12:09	KenneyF	KF7X41AA 8031288 A8A290105-3 1	C-000041.	1022.98 mL	20 mL	1	
07-FEB-2008	13:15	KenneyF	KF7X71AA 8031288 A8A290105-6 1	C-000042.	1014.5 mL	20 mL	1	
07-FEB-2008	14:21	KenneyF	KF7X81AA 8031288 A8A290105-7 1	C-000043.	1015.88 mL	20 mL	1	
07-FEB-2008	15:27	KenneyF	STD_5 08GCSV0044 100/200/100/1	C-000044.	0 g	0 mL	1	
07-FEB-2008	16:33	KenneyF	MRL_1 E070926A 5/50/20/20	C-000045.	0 g	0 mL	1	
07-FEB-2008	17:54	KenneyF	KGHT91AA 8035203 MB 1X	C-000046.	1000 mL	20 mL	1	
07-FEB-2008	19:00	KenneyF	KGHT91AD 8035203 FB 1X	C-000047.	1000 mL	20 mL	1	
07-FEB-2008	20:07	KenneyF	KGCKR1AA 8035203 A8A310101-1 1	C-000048.	1026 mL	20 mL	1	
07-FEB-2008	21:13	KenneyF	KGCKV1AA 8035203 A8A310101-2 1	C-000049.	983 mL	20 mL	1	
07-FEB-2008	22:19	KenneyF	KGCK11AA 8035203 A8A310101-3 1	C-000050.	1031 mL	20 mL	1	

Sequence continued on next page

Lot used for mid-range Std 2/11 2/8/08

Page 2 of Batch 02052008 on Instrument LC9
For header information, refer to the first page of this batch's log.

Date	Time	Operator	Sample ID	File ID	Vol or Wt	Extract Vol	Diln	Comments
07-FEB-2008	23:25	KenneyF	KGCK21AA 8035203 A8A310101-4 1	C-000051.	975 mL	20 mL	1	
08-FEB-2008	00:32	KenneyF	KGCK31AA 8035203 A8A310101-5 1	C-000052.	1017 mL	20 mL	1	
08-FEB-2008	01:38	KenneyF	KGCK51AA 8035203 A8A310101-6 1	C-000053.	1040 mL	20 mL	1	
08-FEB-2008	02:44	KenneyF	KGCK71AA 8035203 A8A310101-7 1	C-000054.	1023 mL	20 mL	1	
08-FEB-2008	03:50	KenneyF	KGCLC1AA 8035203 A8A310101-8 1	C-000055.	923 mL	20 mL	1	
08-FEB-2008	04:57	KenneyF	STD_5 08GCSV0044 100/200/100/1	C-000056.	0 g	0 mL	1	
08-FEB-2008	06:03	KenneyF	MRL_1 E070926A 5/50/20/20	C-000057.	0 g	0 mL	1	
08-FEB-2008	07:09	KenneyF	KGCLE1AA 8035203 A8A310101-9 1	C-000058.	972 mL	20 mL	1	
08-FEB-2008	08:16	KenneyF	KGCLK1AA 8035203 A8A310101-10	C-000059.	850 mL	20 mL	1	
08-FEB-2008	09:22	KenneyF	KGCN11AA 8035203 A8A310101-12	C-000060.	1030 mL	20 mL	1	
08-FEB-2008	10:28	KenneyF	KGCN21AA 8035203 A8A310101-13	C-000061.	995 mL	20 mL	1	
08-FEB-2008	11:34	KenneyF	KGCN31AA 8035203 A8A310101-14	C-000062.	1111 mL	20 mL	1	

TestAmerica West Sacramento

C-000032.D

Chromatography Summary

Injection Date: 2/7/2008 2:14 **Operator:** KenneyF

DataFile: LC9.I\02052008.B\C-000032.D **Vial Num:** 4

Instrument ID: LC9

Method 8330 Target Analyte Results

Sample : **STD_5 08GCSV0044 100/200/100/100**

Method File: LC9.I\02052008.B\8330CNAB.M

Start Cal Date: 1/2/2008 23:11 **End Cal Date:** 1/3/2008 5:50

Dilution Factor	Extract Volume	Sample Volume	Sample Weight
1X	0 mL	0 mL	0 g

Matrix: NONE **SubList:** EXPS.sub **SpikeList:**

Samp. Info: STD_5 08GCSV0044 100/200/100/100;2

Misc. Info: ;5:::;3;EXPS.sub;;0;1

	Signal 1 UV 250-265							Signal 2 UV 358-205								
Compound Name	RT	Response	PPB	Spike Level	%D	Result	Flag	RT	Response	PPB	Spike Level	%D	Result	Flag	Limits(%)	Flag
3,4-Dinitrotoluene	33.13	4595	98.2400<	100	-2%	Acceptable					100	-100%	Fails		(±15)	45
HMX	37.12	4892	101.9000<	100	2%	Acceptable					100	-100%	Fails		(±15)	45
RDX	27.72	4575	96.3800<	100	-4%	Acceptable					100	-100%	Fails		(±15)	45
Picric ACID				200	-100%	Fails					200	-100%	Fails		(±15)	
1,3,5-Trinitrobenzene	24.11	6809	98.1500<	100	-2%	Acceptable					100	-100%	Fails		(±15)	45
1,3-Dinitrobenzene	21.33	9015	103.4000	100	3%	Acceptable					100	-100%	Fails		(±15)	45
TETRYL	42.42	10004	104.7000<	100	5%	Acceptable					100	-100%	Fails		(±15)	45
Nitrobenzene	18.27	4173	100.9000	100	1%	Acceptable					100	-100%	Fails		(±15)	45
2,4,6-Trinitrotoluene	35.78	6691	99.9200<	100	0%	Acceptable					100	-100%	Fails		(±15)	45
4-AM-2,6-DNT	31.73	8100	96.2500<	100	-4%	Acceptable					100	-100%	Fails		(±15)	45
2-AM-4,6-DNT	31.40	8544	93.5800<	100	-6%	Acceptable					100	-100%	Fails		(±15)	45
2,6-Dinitrotoluene	29.55	5146	103.6000<	100	4%	Acceptable					100	-100%	Fails		(±15)	45
2,4-Dinitrotoluene	28.69	8203	98.4600<	100	-2%	Acceptable					100	-100%	Fails		(±15)	45
2-Nitrotoluene	24.76	5417	194.6000<	200	-3%	Acceptable					200	-100%	Fails		(±15)	45
4-Nitrotoluene				200	-100%	Fails					200	-100%	Fails		(±15)	
3-Nitrotoluene	25.34	3231	99.9900<	100	0%	Acceptable					100	-100%	Fails		(±15)	45
Nitroglycerin				100	-100%	Fails		40.60	6782	102.9000	100	3%	Acceptable		(±15)	45
PETN				100	-100%	Fails		50.18	10593	100.6000	100	1%	Acceptable		(±15)	45

Notes:
- M = Manually Integrated
- D = Operator Disabled Result
- O = Over Calibration Range
- < = Primary Value
- 4 = Signals Differ by More Than 40%
- 5 = Signals Differ by More Than 50%

Printed: 2/7/2008 9:50 AM

TestAmerica West Sacramento

C-000033.D

Chromatography Summary

Injection Date: 2/7/2008 3:20 Operator: KenneyF

DataFile: LC9.R02052008.B\C-000033.D Vial Num: 5

Instrument ID: LC9

Method 8330 Target Analyte Results

Sample : **MRL_1 E070926A 5/50/20/20**

Method File: LC9.R02052008.B\8330CNAB.M

Start Cal Date: 1/2/2008 23:11 End Cal Date: 1/3/2008 5:50

Dilution Factor	Extract Volume	Sample Volume	Sample Weight
1X	0 mL	0 mL	0 g

Matrix: NONE SubList: EXPS.sub SpikeList:

Samp. Info: MRL_1 E070926A 5/50/20/20;2

Misc. Info: ;1:::::3;EXPS.sub;;0;1

	Signal 1 UV 250-265							Signal 2 UV 358-205								
Compound Name	RT	Response	PPB	Spike Level	%D	Result	Flag	RT	Response	PPB	Spike Level	%D	Result	Flag	Limits(%)	Flag
3,4-Dinitrotoluene	33.14	980	20.9500<	20	319%	Fails	M	5%			5	-100%	Fails		(±15)	45
HMX	37.13	269	5.6020<	5	12%	Acceptable					5	-100%	Fails		(±15)	45
RDX	27.68	240	5.0560<	5	1%	Acceptable	M				5	-100%	Fails		(±15)	45
Picric ACID				10	-100%	Fails					10	-100%	Fails		(±15)	
1,3,5-Trinitrobenzene	24.12	375	5.4060<	5	8%	Acceptable					5	-100%	Fails		(±15)	45
1,3-Dinitrobenzene	21.31	484	5.5490	5	11%	Acceptable					5	-100%	Fails		(±15)	45
TETRYL	42.45	508	5.3150<	5	6%	Acceptable					5	-100%	Fails		(±15)	45
Nitrobenzene	18.24	213	5.1520	5	3%	Acceptable					5	-100%	Fails		(±15)	45
2,4,6-Trinitrotoluene	35.83	340	5.0780<	5	2%	Acceptable					5	-100%	Fails		(±15)	45
4-AM-2,6-DNT	31.72	396	4.7050<	5	-6%	Acceptable	M				5	-100%	Fails		(±15)	45
2-AM-4,6-DNT	31.41	412	4.5120<	5	-10%	Acceptable	M				5	-100%	Fails		(±15)	45
2,6-Dinitrotoluene	29.53	284	5.7190<	5	14%	Acceptable	M				5	-100%	Fails		(±15)	45
2,4-Dinitrotoluene	28.65	424	5.0890<	5	2%	Acceptable	M				5	-100%	Fails		(±15)	45
2-Nitrotoluene	24.73	313	11.2400<	10	12%	Acceptable					10	-100%	Fails		(±15)	45
4-Nitrotoluene				10	-100%	Fails					10	-100%	Fails		(±15)	
3-Nitrotoluene	25.27	200	6.1900<	5	24%	Fails					5	-100%	Fails	1%	(±15)	45
Nitroglycerin				5	-100%	Fails		40.64	1327	20.1400	5	303%	Fails		(±15)	45
PETN				5	-100%	Fails		50.19	2162	20.5400	5	311%	Fails	3%	(±15)	45

Notes:
M = Manually Integrated
D = Operator Disabled Result
O = Over Calibration Range
< = Primary Value
4 = Signals Differ by More Than 40%
5 = Signals Differ by More Than 50%

RE-INTEGRATION CODES

1 Poor Peak Shape
2 Poor Peak Resolution
3 Peak Not Integrated
4 Sample Matrix Interference
5 Column Bleed
6 Instrument Noise
7 Baseline Correction
8 Other (reason must be stated)

ALL RE-INTEGRATIONS MUST BE INITIALED, DATED AND CODED

2/8/08

Printed: 2/8/2008 1:32 PM

TestAmerica West Sacramento

C-000044.D

Chromatography Summary

Injection Date: 2/7/2008 15:27 **Operator:** KenneyF

DataFile: LC9.I\02052008.B\C-000044.D **Vial Num:** 4

Instrument ID: LC9

Method 8330 Target Analyte Results

Sample : **STD_5 08GCSV0044 100/200/100/100**

Method File: LC9.I\02052008.B\8330CNAB.M

Start Cal Date: 1/2/2008 23:11 **End Cal Date:** 1/3/2008 5:50

Dilution Factor	Extract Volume	Sample Volume	Sample Weight
1X	0 mL	0 mL	0 g

Matrix: NONE **SubList:** EXPS.sub **SpikeList:**

Samp. Info: STD_5 08GCSV0044 100/200/100/100;2

Misc. Info: ;5;;;;3;EXPS.sub;;0;1

	Signal 1 UV 250-265							Signal 2 UV 358-205								
Compound Name	RT	Response	PPB	Spike Level	%D	Result	Flag	RT	Response	PPB	Spike Level	%D	Result	Flag	Limits(%)	Flag
3,4-Dinitrotoluene	32.94	4919	105.2000<	100	5%	Acceptable					100	-100%	Fails		(±15)	45
HMX	36.95	4853	101.1000<	100	1%	Acceptable					100	-100%	Fails		(±15)	45
RDX	27.55	4695	98.9100<	100	-1%	Acceptable					100	-100%	Fails		(±15)	45
Picric ACID				200	-100%	Fails					200	-100%	Fails		(±15)	
1,3,5-Trinitrobenzene	24.00	6916	99.6900<	100	0%	Acceptable					100	-100%	Fails		(±15)	45
1,3-Dinitrobenzene	21.20	9102	104.3000	100	4%	Acceptable					100	-100%	Fails		(±15)	45
TETRYL	42.29	10106	105.7000<	100	6%	Acceptable					100	-100%	Fails		(±15)	45
Nitrobenzene	18.14	4081	98.7200	100	-1%	Acceptable					100	-100%	Fails		(±15)	45
2,4,6-Trinitrotoluene	35.57	6667	99.5700<	100	0%	Acceptable					100	-100%	Fails		(±15)	45
4-AM-2,6-DNT	31.54	8052	95.6800<	100	-4%	Acceptable					100	-100%	Fails		(±15)	45
2-AM-4,6-DNT	31.21	8485	92.9400<	100	-7%	Acceptable					100	-100%	Fails		(±15)	45
2,6-Dinitrotoluene	29.35	5367	108.1000<	100	8%	Acceptable					100	-100%	Fails		(±15)	45
2,4-Dinitrotoluene	28.51	8365	100.4000<	100	0%	Acceptable					100	-100%	Fails		(±15)	45
2-Nitrotoluene	24.58	5326	191.3000<	200	-4%	Acceptable					200	-100%	Fails		(±15)	45
4-Nitrotoluene				200	-100%	Fails					200	-100%	Fails		(±15)	
3-Nitrotoluene	25.17	3138	97.1100<	100	-3%	Acceptable					100	-100%	Fails		(±15)	45
Nitroglycerin				100	-100%	Fails		40.46	6839	103.8000	100	4%	Acceptable		(±15)	45
PETN				100	-100%	Fails		50.06	10911	103.7000	100	4%	Acceptable		(±15)	45

Notes:
- M = Manually Integrated
- D = Operator Disabled Result
- O = Over Calibration Range
- < = Primary Value
- 4 = Signals Differ by More Than 40%
- 5 = Signals Differ by More Than 50%

Printed: 2/8/2008 12:10 PM

TestAmerica West Sacramento

C-000045.D

Chromatography Summary

Injection Date: 2/7/2008 16:33 **Operator:** KenneyF

DataFile: LC9.I\02052008.B\C-000045.D **Vial Num:** 6

Instrument ID: LC9

Method 8330 Target Analyte Results

Sample : **MRL_1 E070926A 5/50/20/20**

Method File: LC9.I\02052008.B\8330CNAB.M

Start Cal Date: 1/2/2008 23:11 **End Cal Date:** 1/3/2008 5:50

Dilution Factor	Extract Volume	Sample Volume	Sample Weight
1X	0 mL	0 mL	0 g

Matrix: NONE **SubList:** EXPS.sub **SpikeList:**

Samp. Info: MRL_1 E070926A 5/50/20/20;2

Misc. Info: ;1;;;3;EXPS.sub;;0;1

	Signal 1 UV 250-265							Signal 2 UV 358-205								
Compound Name	RT	Response	PPB	Spike Level	%D	Result	Flag	RT	Response	PPB	Spike Level	%D	Result	Flag	Limits(%)	Flag
3,4-Dinitrotoluene	32.98	1134	24.2500<	5	385%	Fails					5	-100%	Fails		(±15)	45
HMX	37.01	245	5.1020<	5	2%	Acceptable					5	-100%	Fails		(±15)	45
RDX	27.61	246	5.1820<	5	4%	Acceptable					5	-100%	Fails		(±15)	45
Picric ACID				10	-100%	Fails					10	-100%	Fails		(±15)	
1,3,5-Trinitrobenzene	24.04	364	5.2470<	5	5%	Acceptable					5	-100%	Fails		(±15)	45
1,3-Dinitrobenzene	21.25	487	5.5830	5	12%	Acceptable					5	-100%	Fails		(±15)	45
TETRYL	42.34	492	5.1470<	5	3%	Acceptable					5	-100%	Fails		(±15)	45
Nitrobenzene	18.22	213	5.1520	5	3%	Acceptable					5	-100%	Fails		(±15)	45
2,4,6-Trinitrotoluene	35.64	340	5.0780<	5	2%	Acceptable					5	-100%	Fails		(±15)	45
4-AM-2,6-DNT	31.62	452	5.3710<	5	7%	Acceptable					5	-100%	Fails		(±15)	45
2-AM-4,6-DNT	31.29	435	4.7640<	5	-5%	Acceptable					5	-100%	Fails		(±15)	45
2,6-Dinitrotoluene	29.44	290	5.8390<	5	17%	Fails					5	-100%	Fails		(±15)	45
2,4-Dinitrotoluene	28.55	455	5.4610<	5	9%	Acceptable					5	-100%	Fails		(±15)	45
2-Nitrotoluene	24.63	301	10.8100<	10	8%	Acceptable					10	-100%	Fails		(±15)	45
4-Nitrotoluene				10	-100%	Fails					10	-100%	Fails		(±15)	
3-Nitrotoluene	25.23	186	5.7560<	5	15%	Fails					5	-100%	Fails		(±15)	45
Nitroglycerin				5	-100%	Fails		40.51	1302	19.7600	5	295%	Fails		(±15)	45
PETN				5	-100%	Fails		50.07	2178	20.6900	5	314%	Fails		(±15)	45

Notes:
M = Manually Integrated
D = Operator Disabled Result
O = Over Calibration Range
< = Primary Value
4 = Signals Differ by More Than 40%
5 = Signals Differ by More Than 50%

Printed: 2/8/2008 12:12 PM

TestAmerica West Sacramento
GC/LC INSTRUMENT LOG

Page# 43
Book# 3029

GC/LC SEMI-VOLATILES

Standard ID's

CCVP1 10202007.B

Inst ID : LC10.I
Batch ID : 10202007.B
Ical Date: See Calibration Report
Methods : Method 8330
Test : SOP SAC-LC-0009

Date	Time	Operator	Sample ID	File ID	Vol or Wt	Extract Vol	Dilu	Comments
20-OCT-2007	14:09	KenneyF	CCV_5 PRIMER	A-000001.	0 g	0 mL	1	
20-OCT-2007	15:02	KenneyF	CCV_5 PRIMER	A-000002.	0 g	0 mL	1	
20-OCT-2007	15:55	KenneyF	Blank	A-000003.	0 g	0 mL	1	
20-OCT-2007	16:48	KenneyF	STD_1 E070927A 5.0/0/0/0ng/mL	A-000004.	0 g	0 mL	1	
20-OCT-2007	17:41	KenneyF	STD_2 E070927B 10/20/10/10ng/m	A-000005.	0 g	0 mL	1	
20-OCT-2007	18:34	KenneyF	STD_3 E070927C 20/50/20/20ng/m	A-000006.	0 g	0 mL	1	
20-OCT-2007	19:27	KenneyF	STD_4 E070927D 50/100/50/50ng/	A-000007.	0 g	0 mL	1	
20-OCT-2007	20:20	KenneyF	STD_5 E071007D 100/200/100/100	A-000008.	0 g	0 mL	1	
20-OCT-2007	21:13	KenneyF	STD_6 E071007E 200/500/200/200	A-000009.	0 g	0 mL	1	
20-OCT-2007	22:06	KenneyF	STD_7 E071007F 500/1000/500/30	A-000010.	0 g	0 mL	1	
20-OCT-2007	22:59	KenneyF	STD_8 E071007G 1000/2000/1000/	A-000011.	0 g	0 mL	1	
20-OCT-2007	23:52	KenneyF	Blank	A-000012.	0 g	0 mL	1	
21-OCT-2007	00:45	KenneyF	ICV_6 E071007C 200/500/200/500	A-000013.	0 g	0 mL	1	
21-OCT-2007	01:38	KenneyF	STD_5 E071007D 100/200/100/100	A-000014.	0 g	0 mL	1	
21-OCT-2007	02:31	KenneyF	8330-H2O-MDL-MB	A-000015.	1000 mL	20 mL	1	
21-OCT-2007	03:24	KenneyF	8330-H2O-MDL-1	A-000016.	1000 mL	20 mL	1	
21-OCT-2007	04:18	KenneyF	8330-H2O-MDL-2	A-000017.	1000 mL	20 mL	1	
21-OCT-2007	05:11	KenneyF	8330-H2O-MDL-3	A-000018.	1000 mL	20 mL	1	
21-OCT-2007	06:04	KenneyF	8330-H2O-MDL-4	A-000019.	1000 mL	20 mL	1	
21-OCT-2007	06:57	KenneyF	8330-H2O-MDL-5	A-000020.	1000 mL	20 mL	1	
21-OCT-2007	07:50	KenneyF	8330-H2O-MDL-6	A-000021.	1000 mL	20 mL	1	
21-OCT-2007	08:43	KenneyF	8330-H2O-MDL-7	A-000022.	1000 mL	20 mL	1	
21-OCT-2007	09:36	KenneyF	8330-H2O-MDL-CHECK	A-000023.	1000 mL	20 mL	1	
21-OCT-2007	10:29	KenneyF	STD_5 E071007D 100/200/100/100	A-000024.	0 g	0 mL	1	
21-OCT-2007	11:22	KenneyF	8330-SOIL-MDL-MB	A-000025.	2 g	40 mL	1	
21-OCT-2007	12:15	KenneyF	8330-SOIL-MDL-1	A-000026.	2 g	40 mL	1	
21-OCT-2007	13:08	KenneyF	8330-SOIL-MDL-2	A-000027.	2 g	40 mL	1	
21-OCT-2007	14:01	KenneyF	8330-SOIL-MDL-3	A-000028.	2 g	40 mL	1	
21-OCT-2007	14:54	KenneyF	8330-SOIL-MDL-4	A-000029.	2 g	40 mL	1	
21-OCT-2007	15:47	KenneyF	8330-SOIL-MDL-5	A-000030.	2 g	40 mL	1	
21-OCT-2007	16:40	KenneyF	8330-SOIL-MDL-6	A-000031.	2 g	40 mL	1	
21-OCT-2007	17:33	KenneyF	8330-SOIL-MDL-7	A-000032.	2 g	40 mL	1	
21-OCT-2007	18:26	KenneyF	8330-SOIL-MDL-CHECK	A-000033.	2 g	40 mL	1	
21-OCT-2007	19:19	KenneyF	STD_5 E071007D 100/200/100/100	A-000034.	0 g	0 mL	1	
21-OCT-2007	20:12	KenneyF	STD_1 E070926A 5/50/20/20ng/mL	A-000035.	0 g	0 mL	1	
21-OCT-2007	21:05	KenneyF	J8AT51AD 7285666 A7J050117 50X	A-000036.	2 g	40 mL	50	
21-OCT-2007	21:58	KenneyF	J7E161AA 7275532 G7I210330-9 R	A-000037.	2.03 g	40 mL	1	
21-OCT-2007	22:51	KenneyF	J7E2A1AA 7275532 G7I210330-10	A-000038.	2 g	40 mL	1	
21-OCT-2007	23:44	KenneyF	J7E271AA 7275532 G7I210330-21	A-000039.	2 g	40 mL	1	
22-OCT-2007	00:37	KenneyF	STD_5 E070821L 100/200/100/100	A-000040.	0 g	0 mL	1	
22-OCT-2007	01:30	KenneyF	STD_1 E070926A 5/50/20/20ng/mL	A-000041.	0 g	0 mL	1	

TestAmerica West Sacramento
GC/LC INSTRUMENT LOG

Page# 11
Book# 3158

GC/LC SEMI-VOLATILES

Standard ID's

01022008.B
Curve: ~~1010 2007.B~~

Inst ID : LC9.I
Batch ID : 01022008.B
Ical Date: See Calibration Report
Methods : Method 8330
Test : SOP SAC-LC-0009

Date	Time	Operator	Sample ID	File ID	Vol or Wt	Extract Vol	Diln	Comments
02-JAN-2008	11:55	KenneyF	CCV_5 Primer	C-000001.	0 g	0 mL	1	
02-JAN-2008	14:11	KenneyF	CCV_5 Primer	C-000002.	0 g	0 mL	1	
02-JAN-2008	15:35	KenneyF	CCV_5 Primer	C-000003.	0 g	0 mL	1	
02-JAN-2008	16:58	KenneyF	CCV_5 Primer	C-000004.	0 g	0 mL	1	
02-JAN-2008	18:08	KenneyF	CCV_5 Primer	C-000005.	0 g	0 mL	1	
02-JAN-2008	19:48	KenneyF	CCV_5 Primer	C-000007.	0 g	0 mL	1	
02-JAN-2008	20:59	KenneyF	RDX/DNA MIX Primer	C-000008.	0 g	0 mL	1	
02-JAN-2008	22:05	KenneyF		C-000009.	2 g	40 mL	1	
02-JAN-2008	23:11	KenneyF	STD_1 E070927A 5/0/0/0/0	C-000010.	0 g	0 mL	1	
03-JAN-2008	00:18	KenneyF	STD_2 E070927B 10/20/10/10/10	C-000011.	0 g	0 mL	1	
03-JAN-2008	01:24	KenneyF	STD_3 E070927C 20/50/20/20/20	C-000012.	0 g	0 mL	1	
03-JAN-2008	02:30	KenneyF	STD_4 E070927D 50/100/50/50/50	C-000013.	0 g	0 mL	1	
03-JAN-2008	03:37	KenneyF	STD_6 E071007E 200/500/200/200	C-000014.	0 g	0 mL	1	
03-JAN-2008	04:43	KenneyF	STD_7 E071007F 500/1000/200/20	C-000015.	0 g	0 mL	1	
03-JAN-2008	05:50	KenneyF	STD_8 E071007H 1000/2000/1K/1K	C-000016.	0 g	0 mL	1	
03-JAN-2008	06:56	KenneyF		C-000017.	2 g	40 mL	1	
03-JAN-2008	08:02	KenneyF	ICV_6 E071007C 200/500/200/200	C-000018.	0 g	0 mL	1	
03-JAN-2008	09:09	KenneyF		C-000019.	2 g	40 mL	1	
03-JAN-2008	10:15	KenneyF	CCV_6 E071007E 200/500/200/200	C-000020.	0 g	0 mL	1	

TestAmerica West Sacramento

C-000018.D

Chromatography Summary

Method 8330 Target Analyte Results

Injection Date: 1/3/2008 8:02 Operator: KenneyF
DataFile: LC9.I\01022008.B\C-000018.D Vial Num: 13
Instrument ID: LC9

Sample: **ICV_6 E071007C 200/500/200/200/200**

Method File: LC9.I\01022008.B\8330CNAB.M
Start Cal Date: 1/2/2008 23:11 End Cal Date: 1/3/2008 5:50

Dilution Factor	Extract Volume	Sample Volume	Sample Weight
1X	0 mL	0 mL	0 g

Matrix: NONE SubList: EXPWDNA.sub SpikeList:
Samp. Info: ICV_6 E071007C 200/500/200/200/200;2
Misc. Info: ; 6; ; ; ; 3; EXPWDNA.sub; ; 0; 1; 0

	Signal 1 UV 250-265							Signal 2 UV 358-205								
Compound Name	RT	Response	PPB	Spike Level	%D	Result	Flag	RT	Response	PPB	Spike Level	%D	Result	Flag	Limits(%)	Flag
3,4-Dinitrotoluene	33.47	8211	175.6000<	200	-12%	Acceptable					200	-100%	Fails		(±15)	45
HMX	37.45	10004	208.4000<	200	4%	Acceptable					200	-100%	Fails		(±15)	45
RDX	28.06	9259	195.0000<	200	-3%	Acceptable					200	-100%	Fails		(±15)	45
Picric ACID				500	-100%	Fails					500	-100%	Fails		(±15)	
1,3,5-Trinitrobenzene	24.53	13486	194.4000<	200	-3%	Acceptable					200	-100%	Fails		(±15)	45
1,3-Dinitrobenzene	21.65	17752	203.5000	200	2%	Acceptable					200	-100%	Fails		(±15)	45
TETRYL	42.78	18374	192.2000<	200	-4%	Acceptable					200	-100%	Fails		(±15)	45
Nitrobenzene	18.51	8229	199.0000	200	-1%	Acceptable					200	-100%	Fails		(±15)	45
2,4,6-Trinitrotoluene	36.21	13221	197.4000<	200	-1%	Acceptable					200	-100%	Fails		(±15)	45
4-AM-2,6-DNT	32.01	15829	188.1000<	200	-6%	Acceptable					200	-100%	Fails		(±15)	45
2-AM-4,6-DNT	31.70	17738	194.3000<	200	-3%	Acceptable					200	-100%	Fails		(±15)	45
2,6-Dinitrotoluene	29.92	9876	198.9000<	200	-1%	Acceptable					200	-100%	Fails		(±15)	45
2,4-Dinitrotoluene	29.05	15992	191.9000<	200	-4%	Acceptable					200	-100%	Fails		(±15)	45
2-Nitrotoluene	25.09	10731	385.5000<	400	-4%	Acceptable					400	-100%	Fails		(±15)	45
4-Nitrotoluene				400	-100%	Fails					400	-100%	Fails		(±15)	
3-Nitrotoluene	25.70	6309	195.2000<	200	-2%	Acceptable					200	-100%	Fails		(±15)	45
Nitroglycerin				200	-100%	Fails		40.99	14103	214.0000	200	7%	Acceptable		(±15)	45
PETN				200	-100%	Fails		50.55	21605	205.3000	200	3%	Acceptable		(±15)	45
3,5-Dinitroaniline	27.57	14380	191.6000<	200	-4%	Acceptable					200	-100%	Fails		(±15)	45

ICV passes criteria ± 15%
1/5/08

Notes:
M = Manually Integrated
D = Operator Disabled Result
O = Over Calibration Range
< = Primacy Value
4 = Signals Differ by More Than 40%
5 = Signals Differ by More Than 50%

Printed: 1/5/2008 12:29 PM

8330MOD NITROGUANIDINE DATA

Ravenna, OH Data Review Checklist

Project Number: 030240.0006.05
Sample Event: January 2008
Data Reviewer/Date: Angye Dragotta / February 29, 2008

SDG: A8A290105 R0
Analysis: SW846 8330M Nitroguanadine

Review Questions:	Yes	No	N/A	Comments	QUAL/Criteria
1. Did Chain-of-Custody information agree with laboratory report?	✓			COC#: 074037,336180,074036;	
2. Were samples preserved properly and received in good condition?	✓			Thirteen coolers were received at the lab. The coolers were received between 0.2 and 4.2°C. Upon receipt, it was documented by the laboratory, that the samples were not frozen and in good condition. Therefore, no qualifications were made to sample results based on temperatures less than 2°C.	QAPP Table 4-2
3. Were holding times met?	✓			Samples collected 1/28/08, extracted on 2/4/08, and analyzed on 2/5/08.	QAPP Table 4-2 J/UJ/R
4. Were sample storage requirements met?	✓				QAPP Table 4-2
5. Were QAPP specified PQLs achieved?	✓				QAPP Tale 3-7
6. Were all QAPP-specified target analytes reported?	✓				QAPP Table 3-7
7. Was a MDL Level Verification analyzed once per quarter with all target analytes detected?	✓			1/18/08 @2010	LCG Table 5 R
8. Was a MRL Level verification run at the beginning and end of every daily sequence or every 12 hours? Was the %D < 30%?	✓			2/5/2008@0042, 0317, 0652	LCG Table 5 >30%=J
9. Does the initial calibration curve consist of 5 concentration levels? (6 stds for quadratic curves)	✓			Varian Star #1 ICAL: 1/18/08@1734 Stds: 20, 50, 100, 200, 500, 1000	STL SOP Section 10.2, LCG R
10. Were all target analytes %RSD ≤ 20%? OR was the average RSD ≤ 20%?	✓				LCG Table 5 >20% RSD=J/R
11. If a linear regression curve was used, was the correlation coefficient r≥0.995? (0.990 for Quadratic curve)	✓				STL SOP Section 10.4, LCG R<0.99=-J/R
12. Was a second source verification (ICV) analyzed after the ICAL and all analytes 85-115%?	✓			1/18/08 @1950	STL SOP Section 9.9 >115%=J; 80-85%=J/UJ; <80%=J/R
13. Was a CCV run at least every 10 samples and at the end of the analytical run?	✓			2/5/2008@0022, 0258, 0632	STL SOP Section 10.9

Ravenna, OH Data Review Checklist

Project Number: 030240.0006.05
Sample Event: January 2008
Data Reviewer/Date: Angye Dragotta / February 29, 2008

SDG: A8A290105 R0
Analysis: SW846 8330M Nitroguanadine

Review Questions:	Yes	No	N/A	Comments	QUAL/Criteria
14. Was the average %D (difference or drift) for all target analytes < 15%?	✓				LCG Table 5 D>15% (neg) = J/R D>15% (pos) = J
15. Was a method blank prepared and analyzed with each batch?	✓				LCG Attachment A Section 5.6
16. Were target analytes reported in the method blank <1/2 the MRL?	✓				LCG Table 5 <5x = B
17. Was a field blank collected and analyzed?	✓			FWGEQUIPRinse1-0609-GW	
18. Were target analytes reported in the field blank analyses < ½ the MRL?	✓				<5x=B
19. Was a field duplicate analyzed? Were the RPDs ≤30%?	✓			FWGLL2mw-DUP1-0601-GW was a field duplicate for FWGLL2mw-265C-0572-GW.	QAPP Table 3-2 RPD >30=J
20. Were all positive results confirmed with a second column confirmation? Was the RPD ≤ 40%?			✓		LCG Table 5 RPD>40%=J
21. Was an LCS prepared and analyzed with each batch?	✓				STL SOP Section 9.6
22. Were the LCS recoveries within limits specified in LCG Appendix C?	✓				LCG Appendix C <UL=J; 30-LL=J/UJ; <30%=J/R
23. Was a MS/MSD pair prepared with each batch?	✓				STL SOP Section 9.7
24. Was the MS/MSD parent sample a Ravenna sample?	✓			Sample FWGLL2mw-261c-0570-GW was the parent	
25. Were MS/MSD recoveries 40-140% and RPD ≤20%?	✓				QAPP Table 3-2 Pj
27. Were reported sample concentrations within calibration range?	✓				
28. Were laboratory-generated Quality Control Exception Reports issued? If yes, summarize contents.		✓			

Ravenna, OH Data Review Checklist

Project Number: 030240.0006.05
Sample Event: January 2008
Data Reviewer/Date: Angye Dragotta / February 29, 2008

SDG: A8A290105 R0
Analysis: SW846 8330M Nitroguanadine

Review Questions:	Yes	No	N/A	Comments	QUAL/Criteria
29. Were lab comments included in report? If yes, summarize contents.		✓			

References: Louisville Chemistry Guidelines (LCG), USACE June 2002 version 5; Section I "Chemical Analysis Criteria" Table 5 and Attachment A "Data Validation Guidelines.

Final Quality Assurance Project Plan (QAPP) Addendum for the Facility-Wide Groundwater Monitoring Program Ravenna Army Ammunition Plant, Ravenna, OH, Portage Environmental September 2004

STL SOP SAC-LC-0010 "Determination of Nitroguanidine Based on Method 8330, SW-846" April 2007, revision 2.0

Additional Comments:

Environmental Quality Mgt., Inc.

Client Sample ID: FWGLL2mw-264C-0571-GW

Dissolved HPLC

Lot-Sample #...:	A8A290105-001	**Work Order #...:**	KF7X22AD	**Matrix.....:**	WG
Date Sampled...:	01/28/08 10:20	**Date Received..:**	01/29/08		
Prep Date.....:	02/04/08	**Analysis Date..:**	02/05/08		
Prep Batch #...:	8035448				
Dilution Factor:	1	**Method.....:**	SW846 8330 (Modif		

PARAMETER	RESULT	REPORTING LIMIT	UNITS	MDL
Nitroguanidine	ND	20	ug/L	9.7

Environmental Quality Mgt., Inc.

Client Sample ID: FWGLL2mw-060C-0569-GW

Dissolved HPLC

Lot-Sample #...:	A8A290105-002	**Work Order #...:**	KF7X32AD	**Matrix.....:**	WG
Date Sampled...:	01/28/08 11:45	**Date Received..:**	01/29/08		
Prep Date.....:	02/04/08	**Analysis Date..:**	02/05/08		
Prep Batch #...:	8035448				
Dilution Factor:	1	**Method.....:**	SW846 8330 (Modif		

PARAMETER	RESULT	REPORTING LIMIT	UNITS	MDL
Nitroguanidine	ND	20	ug/L	9.7

Environmental Quality Mgt., Inc.

Client Sample ID: FWGLL2mw-265C-0572-GW

Dissolved HPLC

Lot-Sample #...:	A8A290105-003	**Work Order #...:**	KF7X42AD	**Matrix.....:**	WG
Date Sampled...:	01/28/08 12:45	**Date Received..:**	01/29/08		
Prep Date.....:	02/04/08	**Analysis Date..:**	02/05/08		
Prep Batch #...:	8035448				
Dilution Factor:	1	**Method.....:**	SW846 8330 (Modif		

PARAMETER	RESULT	REPORTING LIMIT	UNITS	MDL
Nitroguanidine	ND	20	ug/L	9.7

Environmental Quality Mgt., Inc.

Client Sample ID: FWGLL2mw-DUP1-0601-GW

Dissolved HPLC

Lot-Sample #...:	A8A290105-004	**Work Order #...:**	KF7X52AD	**Matrix.....:**	WG
Date Sampled...:	01/28/08 12:59	**Date Received..:**	01/29/08		
Prep Date.....:	02/04/08	**Analysis Date..:**	02/05/08		
Prep Batch #...:	8035448				
Dilution Factor:	1	**Method.....:**	SW846 8330 (Modif		

PARAMETER	RESULT	REPORTING LIMIT	UNITS	MDL
Nitroguanidine	ND	20	ug/L	9.7

Environmental Quality Mgt., Inc.

Client Sample ID: FWGLL3mw-243C-0582-GW

Dissolved HPLC

Lot-Sample #...: A8A290105-005 Work Order #...: KF7X62AD Matrix.....: WG
Date Sampled...: 01/28/08 15:00 Date Received..: 01/29/08
Prep Date.....: 02/04/08 Analysis Date..: 02/05/08
Prep Batch #...: 8035448
Dilution Factor: 1 Method.....: SW846 8330 (Modif

PARAMETER	RESULT	REPORTING LIMIT	UNITS	MDL
Nitroguanidine	ND	20	ug/L	9.7

Environmental Quality Mgt., Inc.

Client Sample ID: FWGEQUIPRINSE1-0609-GW

Dissolved HPLC

Lot-Sample #...:	A8A290105-006	**Work Order #...:**	KF7X72AD	**Matrix.....:**	WQ
Date Sampled...:	01/28/08 11:24	**Date Received..:**	01/29/08		
Prep Date.....:	02/04/08	**Analysis Date..:**	02/05/08		
Prep Batch #...:	8035448				
Dilution Factor:	1	**Method.....:**	SW846 8330 (Modif		

PARAMETER	RESULT	REPORTING LIMIT	UNITS	MDL
Nitroguanidine	ND	20	ug/L	9.7

Environmental Quality Mgt., Inc.

Client Sample ID: FWGLL1mw-079C-0568-GW

Dissolved HPLC

Lot-Sample #...:	A8A290105-007	**Work Order #...:**	KF7X82AD	**Matrix.....:**	WG
Date Sampled...:	01/28/08 13:30	**Date Received..:**	01/29/08		
Prep Date.....:	02/04/08	**Analysis Date..:**	02/05/08		
Prep Batch #...:	8035448				
Dilution Factor:	1	**Method.....:**	SW846 8330 (Modif		

PARAMETER	RESULT	REPORTING LIMIT	UNITS	MDL
Nitroguanidine	ND	20	ug/L	9.7

Environmental Quality Mgt., Inc.

Client Sample ID: FWGLL1mw-065C-0567-GW

Dissolved HPLC

Lot-Sample #...:	A8A290105-008	**Work Order #...:**	KF70A2AD	**Matrix.....:**	WG
Date Sampled...:	01/28/08 17:15	**Date Received..:**	01/29/08		
Prep Date.....:	02/04/08	**Analysis Date..:**	02/05/08		
Prep Batch #...:	8035448				
Dilution Factor:	1	**Method.....:**	SW846 8330 (Modif		

PARAMETER	RESULT	REPORTING LIMIT	UNITS	MDL
Nitroguanidine	ND	20	ug/L	9.7

Environmental Quality Mgt., Inc.

Client Sample ID: FWGLL2mw-270C-0574-GW

Dissolved HPLC

Lot-Sample #...:	A8A290105-009	**Work Order #...:**	KF70C2AD	**Matrix.....:**	WG
Date Sampled...:	01/28/08 10:50	**Date Received..:**	01/29/08		
Prep Date.....:	02/04/08	**Analysis Date..:**	02/05/08		
Prep Batch #...:	8035448				
Dilution Factor:	1	**Method.....:**	SW846 8330 (Modif		

PARAMETER	RESULT	REPORTING LIMIT	UNITS	MDL
Nitroguanidine	ND	20	ug/L	9.7

Environmental Quality Mgt., Inc.

Client Sample ID: FWGLL2mw-268C-0573-GW

Dissolved HPLC

Lot-Sample #...:	A8A290105-010	**Work Order #...:**	KF70D2AD	**Matrix.....:**	WG
Date Sampled...:	01/28/08 12:30	**Date Received..:**	01/29/08		
Prep Date.....:	02/04/08	**Analysis Date..:**	02/05/08		
Prep Batch #...:	8035448				
Dilution Factor:	1	**Method.....:**	SW846 8330 (Modif		

PARAMETER	RESULT	REPORTING LIMIT	UNITS	MDL
Nitroguanidine	ND	20	ug/L	9.7

Environmental Quality Mgt., Inc.

Client Sample ID: FWGLL2mw-261C-0570-GW

Dissolved HPLC

Lot-Sample #...:	A8A290105-011	**Work Order #...:**	KF70E2AH	**Matrix.....:**	WG
Date Sampled...:	01/28/08 14:00	**Date Received..:**	01/29/08		
Prep Date.....:	02/04/08	**Analysis Date..:**	02/05/08		
Prep Batch #...:	8035448				
Dilution Factor:	1	**Method.....:**	SW846 8330 (Modif		

PARAMETER	RESULT	REPORTING LIMIT	UNITS	MDL
Nitroguanidine	ND	20	ug/L	9.7

METHOD BLANK REPORT

HPLC

Client Lot #...: A8A290105 **Work Order #...:** KGJGA1AA **Matrix.....:** WATER
MB Lot-Sample #: G8B040000-448

Prep Date.....: 02/04/08
Analysis Date..: 02/05/08 **Prep Batch #...:** 8035448
Dilution Factor: 1

PARAMETER	RESULT	REPORTING LIMIT	UNITS	METHOD
Nitroguanidine	ND	20	ug/L	SW846 8330 (Modif

NOTE(S):

Calculations are performed before rounding to avoid round-off errors in calculated results.

LABORATORY CONTROL SAMPLE DATA REPORT

HPLC

Client Lot #...: A8A290105 **Work Order #...:** KGJGA1AC **Matrix.....:** WATER
LCS Lot-Sample#: G8B040000-448
Prep Date.....: 02/04/08 **Analysis Date..:** 02/05/08
Prep Batch #...: 8035448
Dilution Factor: 1

PARAMETER	SPIKE AMOUNT	MEASURED AMOUNT	UNITS	PERCENT RECOVERY	METHOD
Nitroguanidine	**250**	**230**	**ug/L**	**92**	**SW846 8330 (Modi**

NOTE(S):

Calculations are performed before rounding to avoid round-off errors in calculated results.

Bold print denotes control parameters

MATRIX SPIKE SAMPLE EVALUATION REPORT

HPLC

Client Lot #...: A8A290105 **Work Order #...:** KF70E1AN-MS **Matrix.....:** WG
MS Lot-Sample #: A8A290105-011 KF70E1AP-MSD
Date Sampled...: 01/28/08 14:00 **Date Received..:** 01/29/08
Prep Date.....: 02/04/08 **Analysis Date..:** 02/05/08
Prep Batch #...: 8035448
Dilution Factor: 1

PARAMETER	PERCENT RECOVERY	RECOVERY LIMITS	RPD	RPD LIMITS	METHOD
Nitroguanidine	**101**	**(84 - 123)**			**SW846 8330 (Modified**
	100	**(84 - 123)**	**0.80**	**(0-15)**	**SW846 8330 (Modified**

NOTE(S):

Calculations are performed before rounding to avoid round-off errors in calculated results.

Bold print denotes control parameters

****

Varian Star Workstation - RecalcList Mon Jan 21 10:58:24 2008

RecalcList: C:\Star\Sample list\NQ-01.18.2008001.RCL

Created: Fri Jan 18 17:13:11 2008
Modified: Sat Jan 19 00:49:15 2008

********** NQ Analysis SAC-LC-0010 **********
Del 1-21-08

Line	Sample Type	Sample Name	Data
1	Analysis	Blank	1-18-2008=17;14;52-nq-blank
2	New Calib Block		
3	Calibration	ICAL 1; 20	1-18-2008=17;34;20-nq-ical 1; 20
4	Calibration	ICAL 2; 50	1-18-2008=17;53;52-nq-ical 2; 50
5	Calibration	ICAL 3; 100	1-18-2008=18;13;20-nq-ical 3; 100
6	Calibration	ICAL 4; 200	1-18-2008=18;32;48-nq-ical 4; 200
7	Calibration	ICAL 5; 500	1-18-2008=18;52;18-nq-ical 5; 500
8	Calibration	ICAL 6; 1000	1-18-2008=19;11;47-nq-ical 6; 1000
9	Print Calib		
10	Analysis	E071004BLK	1-18-2008=19;31;21-nq-e071004blk
11	Verification	ICV Std; 200	1-18-2008=19;50;51-nq-icv std; 200
12	Analysis	2xMDL Std; 15	1-18-2008=20;10;20-nq-2xmdl std; 15
13	Analysis	Blank	1-18-2008=20;29;55-nq-blank
14	Verification	CCV 4; 200	1-18-2008=20;49;25-nq-ccv 4; 200
15	Analysis	NQ-A-MDL-MB	1-18-2008=21;08;56-nq-nq-a-mdl-mb
16	Analysis	NQ-A-MDL-1	1-18-2008=21;28;25-nq-nq-a-mdl-1
17	Analysis	NQ-A-MDL-2	1-18-2008=21;47;55-nq-nq-a-mdl-2
18	Analysis	NQ-A-MDL-3	1-18-2008=22;07;22-nq-nq-a-mdl-3
19	Analysis	NQ-A-MDL-4	1-18-2008=22;26;50-nq-nq-a-mdl-4
20	Analysis	NQ-A-MDL-5	1-18-2008=22;46;19-nq-nq-a-mdl-5
21	Analysis	NQ-A-MDL-6	1-18-2008=23;05;49-nq-nq-a-mdl-6
22	Analysis	NQ-A-MDL-7	1-18-2008=23;25;18-nq-nq-a-mdl-7
23	Analysis	NQ-A-MDL-check	1-18-2008=23;44;47-nq-nq-a-mdl-check
24	Verification	CCV 3; 100	1-19-2008=00;04;19-nq-ccv 3; 100
25	Analysis	Blank	1-19-2008=00;39;11-nq-blank

p63

GENERAL CHEMISTRY DATA

Ravenna, OH Data Review Checklist

Project Number: 030240.0006.05
Sample Event: January 2008
Data Reviewer/Date: Angye Dragotta/ February 29, 2008

SDG: A8A290105 Rev 0
Analysis: EPA 353.2- Nitrocellulose

Review Questions:	Yes	No	N/A	Comments	Qualifier
1. Did Chain-of-Custody information agree with laboratory report?	✓			COC#: 074037,336180,074036;	
2. Were samples preserved properly and received in good condition?	✓			Thirteen coolers were received at the lab. The coolers were received between 0.2 and 4.2°C. Upon receipt, it was documented by the laboratory, that the samples were not frozen and in good condition. Therefore, no qualifications were made to sample results based on temperatures less than 2°C.	QAPP Table 4-2
3. Were holding times met?	✓			Samples collected 1/28/08, extracted 2/1/08, hydrolyzed and analyzed on 2/6/08	QAPP Table 4-2 J/UJ/R
4. Were sample storage requirements met?	✓				QAPP Table 4-2
5. Were QAPP specified RLs achieved?	✓				QAPP Table 3.7
6. Were all QAPP-specified target analytes reported?	✓				QAPP Table 3.7
7. Was Acetone used to extract the samples? Was the Acetone evaporated using Nitrogen?	✓				STL SOP Sections 11.4
8. Does the initial calibration curve consist of 5 concentration levels with the low standard near but > MDL?	✓			Instrument FS4; ICAL 2/6/08 Stds- 0, 0.05, 0.2, 0.4, 1, 2	STL SOP Section 10.2 R
9. Was the correlation coefficient >0.995?	✓				STL SOP Section 10.2
10. Was a MRL Level Verification run at the beginning and end of every daily sequence or every 12 hours? Was the %D <30%?	✓			2/6/08@1204, 1234,1300,1312,1324 and 1338	LCG Table 5 >30%=J
11. Was a second source verification (ICV) analyzed after the ICAL? Were all analytes 90-110%?	✓			2/6/08@1202	STL SOP Section 9.8, 10.3, LCG >110%=J; 90-85%=J/UJ; <85%=J/R
12. Was the ICB analyzed after the ICV with results <1/2 the MRL?	✓				STL SOP Section 9.8, LCG < 5x = U
13. Was a CCV run every 10 samples and at the end of the analytical run?	✓			2/6/08@1236,1302,1314, 1326 and 1340	STL SOP Section 10.4
14. Was the ICV and CCV a mid-level standard from the initial calibration curve?	✓				STL SOP Section 10.3.1

Ravenna, OH Data Review Checklist

Project Number: 030240.0006.05
Sample Event: January 2008
Data Reviewer/Date: Angye Dragotta/ February 29, 2008

SDG: A8A290105 Rev 0
Analysis: EPA 353.2- Nitrocellulose

Review Questions:	Yes	No	N/A	Comments	Qualifier
15. Were all CCV calibration analytes within 90-110%?	✓				STL SOP Section 10.4, LCG >110%=J; 85-90%=J/UJ; <85%=J/R
16. Was the ICB analyzed after the ICV with results <1/2 the MRL?	✓				STL SOP Section 10.4, LCG < 5x = U
17. Was the Nitrocellulose assay available and/or analyzed to be within 10%?	✓				STL SOP Section 7.14.1 R
18. Was a method blank prepared and analyzed with each batch?	✓				
19. Were target analytes reported in the method blank <1/2 the MRL?	✓			ADR checked section;	STL SOP Section 9.4, LCG <5x=B
20. Was a field blank collected and analyzed?	✓			FWGEQUIPRinse1-0609-GW	
21. Were target analytes reported in the field blank analyses <1/2 the MRL?		✓		Nitrocellulose was detected in the rinse blank @0.14 mg/l. No qualifications made as contamination was < ½ MRL.	<5x=B
22. Was a field duplicate analyzed? Were the RPDs ≤30%?	✓			FWGLL2mw-DUP1-0601-GW was a field duplicate for FWGLL2mw-265C-0572-GW.	QAPP Table 3-2 RPD > 30% = J
23. Was an LCS prepared and analyzed with each batch? Was the LCS recovery within lab's in-house limits% (37-155%)?	✓				>UL%=J; 50-LL%=J/UJ; <50%=J/R
24. Was a MS/MSD pair prepared with each batch?	✓				
25. Was the MS/MSD parent sample a Ravenna sample?	✓			Sample FWGLL2mw-261c-0570-GW was the parent.	
26. Were MS/MSD recoveries 40-140% and RPD ≤20?	✓				QAPP Table 3-2 Method EPA 353.2 Section 9.4.2 >UL%=J; 30-LL%=J/UJ; <30%=J/R

Ravenna, OH Data Review Checklist

Project Number: 030240.0006.05
Sample Event: January 2008
Data Reviewer/Date: Angye Dragotta/ February 29, 2008

SDG: A8A290105 Rev 0
Analysis: EPA 353.2- Nitrocellulose

Review Questions:	Yes	No	N/A	Comments	Qualifier
27. Were sample concentrations within calibration range?	✓				
28. Were laboratory-generated Quality Control Exception Reports issued? If yes, summarize contents.		✓			
30. Were lab comments included in report? If yes, summarize contents.		✓			

References: *STL SOP SAC-WC-0050 "Preparation and Analysis of Nitrocellulose in Aqueous and Soil/Sediment Samples by Colorimetric Autoanalyzer", Jan 2007, rev. 2.0*

Louisville Chemistry Guidelines (LCG), USACE June 2002 version 5

Final Quality Assurance Project Plan (QAPP) Addendum for the Facility-Wide Groundwater Monitoring Program Ravenna Army Ammunition Plant, Ravenna, OH, Portage Environmental September 2004

Additional Comments:

Environmental Quality Mgt., Inc.

Client Sample ID: FWGLL2mw-264C-0571-GW

General Chemistry

Lot-Sample #...: A8A290105-001 Work Order #...: KF7X2 Matrix.....: WG
Date Sampled...: 01/28/08 10:20 Date Received..: 01/29/08

PARAMETER	RESULT	RL	UNITS	METHOD	PREPARATION-ANALYSIS DATE	PREP BATCH #
Nitrocellulose	ND	0.50	mg/L	MCAWW 353.2	02/01-02/06/08	8032216

Dilution Factor: 1 MDL.....: 0.12

Environmental Quality Mgt., Inc.

Client Sample ID: FWGLL2mw-060C-0569-GW

General Chemistry

Lot-Sample #...: A8A290105-002 Work Order #...: KF7X3 Matrix.....: WG
Date Sampled...: 01/28/08 11:45 Date Received..: 01/29/08

PARAMETER	RESULT	RL	UNITS	METHOD	PREPARATION-ANALYSIS DATE	PREP BATCH #
Nitrocellulose	0.21 B	0.50	mg/L	MCAWW 353.2	02/01-02/06/08	8032216

Dilution Factor: 1 MDL.....: 0.12

NOTE(S):

RL Reporting Limit

B Estimated result. Result is less than RL.

Environmental Quality Mgt., Inc.

Client Sample ID: FWGLL2mw-265C-0572-GW

General Chemistry

Lot-Sample #...: A8A290105-003 **Work Order #...:** KF7X4 **Matrix.....:** WG
Date Sampled...: 01/28/08 12:45 **Date Received..:** 01/29/08

PARAMETER	RESULT	RL	UNITS	METHOD	PREPARATION-ANALYSIS DATE	PREP BATCH #
Nitrocellulose	ND	0.50	mg/L	MCAWW 353.2	02/01-02/06/08	8032216

Dilution Factor: 1 MDL.....: 0.12

Environmental Quality Mgt., Inc.

Client Sample ID: FWGLL2mw-DUP1-0601-GW

General Chemistry

Lot-Sample #...: A8A290105-004 Work Order #...: KF7X5 Matrix.....: WG
Date Sampled...: 01/28/08 12:59 Date Received..: 01/29/08

PARAMETER	RESULT	RL	UNITS	METHOD	PREPARATION-ANALYSIS DATE	PREP BATCH #
Nitrocellulose	ND	0.50	mg/L	MCAWW 353.2	02/01-02/06/08	8032216

Dilution Factor: 1 MDL.....: 0.12

Environmental Quality Mgt., Inc.

Client Sample ID: FWGLL3mw-243C-0582-GW

General Chemistry

Lot-Sample #...: A8A290105-005 Work Order #...: KF7X6 Matrix.....: WG
Date Sampled...: 01/28/08 15:00 Date Received..: 01/29/08

PARAMETER	RESULT	RL	UNITS	METHOD	PREPARATION-ANALYSIS DATE	PREP BATCH #
Nitrocellulose	0.26 B	0.50	mg/L	MCAWW 353.2	02/01-02/06/08	8032216

Dilution Factor: 1 MDL.....: 0.12

NOTE(S):

RL Reporting Limit

B Estimated result. Result is less than RL.

Environmental Quality Mgt., Inc.

Client Sample ID: FWGEQUIPRINSE1-0609-GW

General Chemistry

Lot-Sample #...: A8A290105-006 Work Order #...: KF7X7 Matrix.....: WQ
Date Sampled...: 01/28/08 11:24 Date Received..: 01/29/08

PARAMETER	RESULT	RL	UNITS	METHOD	PREPARATION-ANALYSIS DATE	PREP BATCH #
Nitrocellulose	0.14 B	0.50	mg/L	MCAWW 353.2	02/01-02/06/08	8032216

Dilution Factor: 1 MDL.....: 0.12

NOTE(S):

RL Reporting Limit

B Estimated result. Result is less than RL.

Environmental Quality Mgt., Inc.

Client Sample ID: FWGLL1mw-079C-0568-GW

General Chemistry

Lot-Sample #...: A8A290105-007 Work Order #...: KF7X8 Matrix.....: WG
Date Sampled...: 01/28/08 13:30 Date Received..: 01/29/08

PARAMETER	RESULT	RL	UNITS	METHOD	PREPARATION-ANALYSIS DATE	PREP BATCH #
Nitrocellulose	ND	0.50	mg/L	MCAWW 353.2	02/01-02/06/08	8032216

Dilution Factor: 1 MDL.....: 0.12

Environmental Quality Mgt., Inc.

Client Sample ID: FWGLL1mw-065C-0567-GW

General Chemistry

Lot-Sample #...: A8A290105-008 **Work Order #...:** KF70A **Matrix.....:** WG
Date Sampled...: 01/28/08 17:15 **Date Received..:** 01/29/08

PARAMETER	RESULT	RL	UNITS	METHOD	PREPARATION-ANALYSIS DATE	PREP BATCH #
Nitrocellulose	ND	0.50	mg/L	MCAWW 353.2	02/01-02/06/08	8032216

Dilution Factor: 1 MDL.....: 0.12

Environmental Quality Mgt., Inc.

Client Sample ID: FWGLL2mw-270C-0574-GW

General Chemistry

Lot-Sample #...: A8A290105-009 Work Order #...: KF70C Matrix.....: WG
Date Sampled...: 01/28/08 10:50 Date Received..: 01/29/08

PARAMETER	RESULT	RL	UNITS	METHOD	PREPARATION-ANALYSIS DATE	PREP BATCH #
Nitrocellulose	ND	0.50	mg/L	MCAWW 353.2	02/01-02/06/08	8032216

Dilution Factor: 1 MDL.....: 0.12

Environmental Quality Mgt., Inc.

Client Sample ID: FWGLL2mw-268C-0573-GW

General Chemistry

Lot-Sample #...: A8A290105-010 **Work Order #...:** KF70D **Matrix.....:** WG
Date Sampled...: 01/28/08 12:30 **Date Received..:** 01/29/08

PARAMETER	RESULT	RL	UNITS	METHOD	PREPARATION-ANALYSIS DATE	PREP BATCH #
Nitrocellulose	ND	0.50	mg/L	MCAWW 353.2	02/01-02/06/08	8032216

Dilution Factor: 1 MDL.....: 0.12

Environmental Quality Mgt., Inc.

Client Sample ID: FWGLL2mw-261C-0570-GW

General Chemistry

Lot-Sample #...: A8A290105-011 **Work Order #...:** KF70E **Matrix.....:** WG
Date Sampled...: 01/28/08 14:00 **Date Received..:** 01/29/08

PARAMETER	RESULT	RL	UNITS	METHOD	PREPARATION-ANALYSIS DATE	PREP BATCH #
Nitrocellulose	ND	0.50	mg/L	MCAWW 353.2	02/01-02/06/08	8032216

Dilution Factor: 1 MDL.....: 0.12

METHOD BLANK REPORT

General Chemistry

Client Lot #...: A8A290105 **Matrix.....:** WATER

PARAMETER	RESULT	REPORTING LIMIT	UNITS	METHOD	PREPARATION-ANALYSIS DATE	PREP BATCH #
Nitrocellulose		Work Order #: KGE7P1AA		MB Lot-Sample #:	G8B010000-216	
	ND	0.50	mg/L	MCAWW 353.2	02/01-02/06/08	8032216
		Dilution Factor: 1				

NOTE(S):

Calculations are performed before rounding to avoid round-off errors in calculated results.

MATRIX SPIKE SAMPLE EVALUATION REPORT

General Chemistry

Client Lot #...: A8A290105 **Matrix.....:** WG
Date Sampled...: 01/28/08 14:00 **Date Received..:** 01/29/08

PARAMETER	PERCENT RECOVERY	RECOVERY LIMITS	RPD	RPD LIMITS	METHOD	PREPARATION-ANALYSIS DATE	PREP BATCH #
Nitrocellulose		WO#: KF70E1AF-MS/KF70E1AG-MSD				MS Lot-Sample #: A8A290105-011	
	97	(37 - 155)			MCAWW 353.2	02/01-02/06/08	8032216
	92	(37 - 155)	5.8	(0-15)	MCAWW 353.2	02/01-02/06/08	8032216
		Dilution Factor: 1					

NOTE(S):

Calculations are performed before rounding to avoid round-off errors in calculated results.

LABORATORY CONTROL SAMPLE EVALUATION REPORT

General Chemistry

Client Lot #...: A8A290105 **Matrix.....:** WATER

PARAMETER	PERCENT RECOVERY	RECOVERY LIMITS	METHOD	PREPARATION-ANALYSIS DATE	PREP BATCH #
Nitrocellulose		Work Order #: KGE7P1AC	LCS Lot-Sample#: G8B010000-216		
	77	(37 - 155)	MCAWW 353.2	02/01-02/06/08	8032216
		Dilution Factor: 1			

NOTE(S):

Calculations are performed before rounding to avoid round-off errors in calculated results.

TestAmerica North Canton

Severn Trent
Sacramento Laboratory

NITROCELLULOSE

(SOP # SAC-WC-0050, Rev.0)

ANALYST LHERNANDEZ | DATE 02/06/08 13:50 | METHOD NO. 353.2 | FILE 020608A

CHECKED BY | DATE | PROJECT NO. G8A300204, A8A290105

BATCH NO. 8032220, 8032216 | INST - FS4

RL_A = 0.5mg/L (MDL=0.124) RL_S = 5mg/kg (MDL=0.78)

	Lab ID	Time	Standard Conc. mg/L	Cup #	Sample Aliquot gram	Sample Aliquot mL	Extract Volume mL	Dilution	Height	$NO_3 + NO_2$ Raw Result	Nitrocellulose mg/L	Nitrocellulose ug/g	Nitrocellulose Recovery	Nitrocellulose Check
											Slope = 1.6331E+05			
											Intercept = -1.5275E+02			
											Correlation = 0.999982			
											%Nitrocellulose Assay = 0.111			
1	Cal 0	11:48	0	0					0.917814	0.000941				
2	Cal 1	11:50	0.05	102					7668.424	0.047893				
3	Cal 2	11:52	0.2	103					32049.44	0.197190				
4	Cal 3	11:54	0.4	104					66463.43	0.407924				
5	Cal 4	11:56	1	105					162272.1	0.994607				
6	Cal 5	11:58	2	106					326694.3	2.001445				
7	Blank	12:00		0				1	376.0448	0.003238				
8	ICV 1PPM NOx	12:02	1	107				1	165809	1.016266			101.6%	
9	MRL 0.05PPM	12:04	0.05	102				1	8602.079	0.053610			107.2%	
10	NO2 1PPM	12:06	1	108				1	171317.2	1.049995			105.0%	
11	NO3 1PPM	12:08	1	109				1	164436.7	1.007862			100.8%	
12	blank	12:10		0				1	30.86344	0.001124				
13	Baseline	12:12		0				1	0	0.000935				
14	MB-S 8032220	12:14		201	10		40	1	3401.503	0.021764		0.78		< RL
15	LCS-S 8032220	12:16	50.1	202	10		40	1	88808.91	0.544756		19.60	39.1%	
16	G8A300204-1	12:18		203	9.94		40	1	2041.153	0.013434		0.49	ND	
17	G8A300204-1S	12:20	50.15	204	9.99		40	1	96380.63	0.591121		21.30	42%	
18	G8A300204-1D	12:22	50	205	10.02		40	1	141325.4	0.866340		31.20	38%	
19	G8A300204-2	12:24		206	10.09		40	1	2492.15	0.016196		0.58	ND	< RL
20	MB-A 8032216	12:26		207		100	40	1	4018.363	0.025542	0.092	ND	-	< RL
21	LCS-A 8032216	12:28	2.004	208		100	40	1	70177.41	0.430666	1.55		77.3%	
22	A8A290105-1	12:30		209		100	40	1	5192.033	0.032729	0.12	ND		< RL
23	A8A290105-2	12:32		210		100	40	1	9267.359	0.057684	0.21			
24	MRL 0.05PPM	12:34	0.05	102				1	7820.378	0.048823			97.6%	
25	CCV Cal 4	12:36	1	105				1	166891.7	1.022896			102.3%	
26	Blank	12:38		0				1	2.360491	0.000950				
27	Baseline	12:40		0				1	0	0.000935				
28	A8A290105-3	12:42		211		100	40	1	4609.125	0.029159	0.11	ND		< RL
29	A8A290105-4	12:44		212		100	40	1	3775.596	0.024055	0.087	ND		< RL
30	A8A290105-5	12:46		213		100	40	1	11629.24	0.072147	0.26			
31	A8A290105-6	12:48		214		100	40	1	6174.723	0.038746	0.14			< RL
32	A8A290105-7	12:50		215		100	40	1	2990.834	0.019250	0.069	ND		< RL
33	A8A290105-8	12:52		216		100	40	1	2771.835	0.017909	0.065	ND		< RL
34	A8A290105-9	12:54		217		100	40	1	2922.227	0.018830	0.068	ND		< RL

Nitrocellulose = (NO3 + NO2) * Prep Factor / 0.111

Revised 11-30-00

456

TestAmerica North Canton

Severn Trent
Sacramento Laboratory

NITROCELLULOSE

(SOP # SAC-WC-0050, Rev.0)

ANALYST LHERNANDEZ DATE 02/06/08 13:50 METHOD NO. 353.2 FILE 020608A

CHECKED BY DATE PROJECT NO. G8A300204, A8A290105

BATCH NO. 8032220, 8032216 INST - FS4

	Lab ID	Time	Standard Conc. mg/L	Cup #	Sample Aliquot gram	Sample Aliquot mL	Extract Volume mL	Dilution	Height	$NO_3 + NO_2$ Raw Result	Nitrocellulose			
35	A8A290105-10	12:56		218		100	40	1	4097.369	0.026026	0.094	ND		< RL
36	A8A290105-11	12:58		219		100	40	1	4276.058	0.027120	0.098	ND		< RL
37	MRL 0.05PPM	13:00	0.05	102				1	7965.152	0.049710			99.4%	
38	CCV Cal 4	13:02	1	105				1	167999.9	1.029681			103.0%	
39	Blank	13:04		0				1	35.98315	0.001156				
40	Baseline	13:06		0				1	0	0.000935				
41	A8A290105-11S	13:08	2.004	220		100	40	1	88029.73	0.539985	1.95		97.3%	
42	A8A290105-11D	13:10	2.004	221		100	40	1	83034.4	0.509396	1.84		91.8%	
43	MRL 0.05PPM	13:12	0.05	102				1	8117.286	0.050642			101.3%	
44	CCV Cal 4	13:14	1	105				1	168227	1.031072			103.1%	
45	Blank	13:16		0				1	48.50158	0.001232				
46	Baseline	13:18		0				1	0	0.000935				
47	MRL 0.05PPM	13:24	0.05	102				1	8120.253	0.050660			101.3%	
48	CCV Cal 4	13:26	1	105				1	167349.1	1.025696			102.6%	
49	Blank	13:28		0				1	26.69361	0.001099				
50	Baseline	13:30		0				1	0	0.000935				
51	LCS-S 8032220	13:32	50.1	222	10		40	1	85837.64	0.526561		19.00	37.9%	
	G8A300204-1S	13:34	50.15	223	9.99		40	1	91015.13	0.558266		20.10	40.1%	
	G8A300204-1D	13:36	50	224	10.02		40	1	141629	0.868199		31.20	62.4%	
	MRL 0.05PPM	13:38	0.05	102				1	9253.524	0.057599			115.2%	
	CCV Cal 4	13:40	1	105				1	173943.1	1.066074			106.6%	
	Blank	13:42		0				1	52.15458	0.001255				
	Baseline	13:44		0				1	0	0.000935				

Data Not used

confirmation only

Nitrocellulose = (NO3 + NO2) * Prep Factor / 0.111

Reporting Limits Outlier Report (detected results reported below the reporting limit)

Lab Report Batch: A8A290105 **Lab ID:** STLCAN

Client Sample ID	Lab Sample ID	Analysis Method	Matrix	Analyte Name	Lab Qualifier	Result	EDD Reporting Limit	Units
FWGEQUIPRINSE1-0609-	A8A290105006	353.2 Modified	AQ	Nitrocellulose	B	0.14	0.50	mg/L
FWGLL1mw-065C-0567-G	A8A290105008	8330		RDX	J	0.064	0.098	ug/L
FWGLL1mw-079C-0568-G	A8A290105007			1,3,5-Trinitrobenzene	J	0.037	0.098	ug/L
				2,4-Dinitrotoluene	J	0.086	0.098	ug/L
				2,6-Dinitrotoluene	J	0.057	0.098	ug/L
				Nitrobenzene	J	0.071	0.098	ug/L
FWGLL2mw-060C-0569-G	A8A290105002	353.2 Modified		Nitrocellulose	B	0.21	0.50	mg/L
FWGLL2mw-265C-0572-G	A8A290105003	8330		2,6-Dinitrotoluene	J	0.059	0.097	ug/L
FWGLL2mw-270C-0574-G	A8A290105009			HMX	J	0.059	0.097	ug/L
FWGLL3mw-243C-0582-G	A8A290105005	353.2 Modified		Nitrocellulose	B	0.26	0.50	mg/L
		8330		2,6-Dinitrotoluene	J	0.079	0.098	ug/L

QC Outlier Report: Non-Qualified Outliers for Reporting Limits
(Sample is non-detect but reported result exceeds project requirements for reporting limit)

Lab Report Batch: A8A290105 **Lab ID:** STLCAN

Client Sample ID	Lab Sample ID	Analysis Method	Matrix	Analyte Name	Lab Qualifier	Result	Reporting Limit Criteria*	Units
FWGEQUIPRINSE1-0609-	A8A290105006	8330	AQ	2-Nitrotoluene	U	0.49	0.20	ug/L
				3-Nitrotoluene	U	0.49	0.20	ug/L
				4-Nitrotoluene	U	0.49	0.20	ug/L
FWGLL1mw-065C-0567-G	A8A290105008	8330	AQ	2-Nitrotoluene	U	0.49	0.20	ug/L
				3-Nitrotoluene	U	0.49	0.20	ug/L
				4-Nitrotoluene	U	0.49	0.20	ug/L
FWGLL1mw-079C-0568-G	A8A290105007	8330	AQ	2-Nitrotoluene	U	0.49	0.20	ug/L
				3-Nitrotoluene	U	0.49	0.20	ug/L
				4-Nitrotoluene	U	0.49	0.20	ug/L
FWGLL2mw-060C-0569-G	A8A290105002	8330	AQ	2-Nitrotoluene	U	0.48	0.19	ug/L
				3-Nitrotoluene	U	0.48	0.19	ug/L
				4-Nitrotoluene	U	0.48	0.19	ug/L
FWGLL2mw-261C-0570-G	A8A290105011	8330	AQ	2-Nitrotoluene	U	0.50	0.20	ug/L
				3-Nitrotoluene	U	0.50	0.20	ug/L
				4-Nitrotoluene	U	0.50	0.20	ug/L
FWGLL2mw-264C-0571-G	A8A290105001	8330	AQ	2-Nitrotoluene	U	0.49	0.20	ug/L
				3-Nitrotoluene	U	0.49	0.20	ug/L
				4-Nitrotoluene	U	0.49	0.20	ug/L
FWGLL2mw-265C-0572-G	A8A290105003	8330	AQ	2-Nitrotoluene	U	0.48	0.19	ug/L
				3-Nitrotoluene	U	0.48	0.19	ug/L
				4-Nitrotoluene	U	0.48	0.19	ug/L
FWGLL2mw-268C-0573-G	A8A290105010	8330	AQ	2-Nitrotoluene	U	0.51	0.20	ug/L
				3-Nitrotoluene	U	0.51	0.20	ug/L
				4-Nitrotoluene	U	0.51	0.20	ug/L
FWGLL2mw-270C-0574-G	A8A290105009	8330	AQ	2-Nitrotoluene	U	0.48	0.19	ug/L
				3-Nitrotoluene	U	0.48	0.19	ug/L
				4-Nitrotoluene	U	0.48	0.19	ug/L

* Reporting Limit Criteria = (Dilution Factor) * (Reporting Limit from the reference project library) * (Percent Moisture Correction)
Percent Moisture Correction:
Soil: 100 / (100 - Percent Moisture)
Water: 1

Project Number and Name: **030240.0006 - Ravenna**

QC Outlier Report: Non-Qualified Outliers for Reporting Limits
(Sample is non-detect but reported result exceeds project requirements for reporting limit)

Lab Report Batch: A8A290105 **Lab ID:** STLCAN

Client Sample ID	Lab Sample ID	Analysis Method	Matrix	Analyte Name	Lab Qualifier	Result	Reporting Limit Criteria*	Units
FWGLL2mw-DUP1-0601-	A8A290105004	8330	AQ	2-Nitrotoluene	U	0.48	0.19	ug/L
				3-Nitrotoluene	U	0.48	0.19	ug/L
				4-Nitrotoluene	U	0.48	0.19	ug/L
FWGLL3mw-243C-0582-G	A8A290105005	8330	AQ	2-Nitrotoluene	U	0.49	0.20	ug/L
				3-Nitrotoluene	U	0.49	0.20	ug/L
				4-Nitrotoluene	U	0.49	0.20	ug/L

* Reporting Limit Criteria = (Dilution Factor) * (Reporting Limit from the reference project library) * (Percent Moisture Correction)
Percent Moisture Correction:
Soil: 100 / (100 - Percent Moisture)
Water: 1

Project Number and Name: **030240.0006 - Ravenna**

Technical Completeness Report

Project No. / Name : *030240.0006 / Ravenna*

Analytical Method	Total Number of Analytes	Number of Rejects	Percent Completeness
353.2 Modified	11	0	100.0
8330	176	0	100.0
SW8330 Modified	11	0	100.0
Total	***198***	***0***	***100.0***

Note:

$$\text{Percent Completeness} = \frac{\text{Number of Useable Results}}{\text{Number of Reported Results}} * 100\ \%$$

[Useable results are qualified but not Rejected data]

Data Verification Summary

Site: Ravenna Army Ammunition Plant
Sampling Event: January 2008
STL Sample Delivery Group: A8A300102
COC#: 074035,336179,117233

Date: March 17, 2008
Revision: 0

Data Validator: Angye Dragotta/Environmental Quality Management, Inc. (EQM, Inc.)

QA/QC Summary

On January 29, 2008 the following samples were collected from groundwater-monitoring wells at Ravenna Army Ammunition Plant and analyzed as part of SDG A8A300102.

Field Sample ID	Analytes	Method
FWGLL3mw-232c-0575-GW	VOCs SVOCs Pesticides PCBs Cyanide	SW846 8260B SW846 8270C SW846 8081A SW846 8082 SW846 9012A
FWGLL3mw-233c-0576-GW		
FWGLL3mw-241c-0581-GW		
FWGEQUIPRinse2-0610-GW		
FWGLL12mw-188c-0595-GW		
FWGLL3mw-DUP2-0602-GW		
FWGLL3mw-234c-0577-GW		
FWGLL3mw-240c-0580-GW		
FWGLL3mw-237c-0579-GW		
FWGLL12mw-189c-0596-GW		
FWGLL4mw-193c-0583-GW		
FWGLL4mw-195c-0585-GW		
FWGLL4mw-194c-0584-GW		
FWGLL12mw-188c-0595-GW	Nitrate/Nitrite	SW846 353.2
FWGLL12mw-189c-0596-GW		
FWGLL3mw-232c-0575-GF	TAL23 Metals	SW846 6010B/6020/7470A
FWGLL3mw-233c-0576-GF		
FWGLL3mw-241c-0581-GF		
FWGEQUIPRinse2-0610-GW		
FWGLL12mw-188c-0595-GF		
FWGLL3mw-DUP2-0602-GF		
FWGLL3mw-234c-0577-GF		
FWGLL3mw-240c-0580-GF		
FWGLL3mw-237c-0579-GF		
FWGLL12mw-189c-0596-GF		
FWGLL4mw-193c-0583-GF		
FWGLL4mw-195c-0585-GF		
FWGLL4mw-194c-0584-GF		
FWGTeam1-Trip	VOCs	SW846 8260B
FWGTeam2-Trip		
FWGTeam3-Trip		

Data Verification Summary

Site: Ravenna Army Ammunition Plant
Sampling Event: January 2008
STL Sample Delivery Group: A8A300102 **Date:** March 17, 2008
COC#: 074035,336179,117233 **Revision:** 0

The data presented in this report were evaluated according to the *Final Quality Assurance Project Plan Addendum for the Facility-Wide Groundwater Monitoring Program Ravenna Army Ammunition Plant Ravenna, OH, Portage Environmental, September 2004.* The following documents will be used as needed to supplement the project documentation: *Louisville Chemistry Guidelines, USACE, June 2002 version 5, EPA National Functional Guidelines (NFG) for Organic Data Review, EPA-540/R-99-008, October 1999, NFG for Inorganic Data Review, EPA-540/R-04-004, October 2004*, Analytical Methods, and Laboratory Standard Operating Procedures. These objectives represent accuracy and precision performance goals for each analytical method.

Sample coolers were received between 0.9 and 5.1°C. Upon receipt, it was documented by the laboratory, that the samples were not frozen and received in good condition. No qualifications were made to sample results based on temperatures less than 2°C.

It was noticed subsequent to data verification that sample FWGLL3mw-189c-0596-GW/GF was incorrectly identified. The data was reported with the incorrect sample ID. The correct sample ID is FWGLL12mw-189c-0596-GW/GF.

The completeness objective for the project was 90%. The completeness objective was met for this SDG, 98.8%. Limitations, if any, on the data are indicated with qualifiers detailed below.

SUMMARY OF QUALIFICATIONS AND QC OUTLIERS:

Sample ID	Method	Analyte	Concentration (µg/L)	Lab Flag	Ver Flag	Reason
FWGEQUIPRINSE2-0610-GW	8260B	2-Butanone	10	U	UJ	MRL check recovered below control limits
		Bromoform	1.0	U	UJ	
		Methylene chloride	2.0	U	UJ	
	8270C	2,4-Dinitrophenol	5.0	U	UJ	Extraction Hold Time was exceed; MRL check recovered below control limits
		4,6-Dinitro-2-methyphenol	5.0	U	UJ	
		Benzoic Acid	10	U	R	LCS recovered below 30%.
		Hexachlorocyclopentadiene	10	U	R	
		Pentachlorophenol	5.0	U	UJ	MRL check recovered below control limits
	6010B	Potassium	151	BJ	J	Result was between the MDL and RL

Data Verification Summary

Site: Ravenna Army Ammunition Plant
Sampling Event: January 2008
STL Sample Delivery Group: A8A300102
COC#: 074035,336179,117233

Date: March 17, 2008
Revision: 0

Sample ID	Method	Analyte	Concentration (µg/L)	Lab Flag	Ver Flag	Reason
FWGLL12mw-188C-0595-GF	6010B	Chromium	2.4	B	J	Results were between the MDL and RL
		Cobalt	2.4	B	J	
		Copper	4.8	B	J	
		Nickel	5.3	B	J	
		Vanadium	1.8	B	J	
	6020	Zinc	14.4	J	B	Result was less than 5x the MB value;
FWGLL12mw-188C-0595-GW	8081A	All Analytes	Various	U	UJ	Surrogate recovered below control limits
	8082	Aroclor 1248	0.15	J	J	Result between the MDL and RL; surrogate recovered below control limits
		Aroclor 1016	0.50	U	UJ	Surrogate recovered below control limits
		Aroclor 1221	0.50	U	UJ	
		Aroclor 1232	0.50	U	UJ	
		Aroclor 1242	0.50	U	UJ	
		Aroclor 1254	0.50	U	UJ	
		Aroclor 1260	0.50	U	UJ	
	8260B	2-Butanone	10	U	UJ	MRL check recovered below control limits
		Bromoform	1.0	U	UJ	
		Methylene chloride	2.0	U	UJ	
	8270C	2,4-Dinitrophenol	5.0	U	R	LCS recovered below 30%; Extraction Hold Time was exceed; MRL check recovered below control limits
		4,6-Dinitro-2-methyphenol	5.0	U	UJ	Extraction Hold Time was exceed; MRL check recovered below control limits
		Hexachlorocyclopentadiene	10	U	R	LCS recovered below 30%; Surrogates recovered below control limits
		Benzoic Acid	10	U	R	
		Pentachlorophenol	5.0	U	UJ	MRL check and surrogate recovered below control limits;
		All other 8270 analytes	Various	U	UJ	Surrogates recovered below control limits

Data Verification Summary

Site: Ravenna Army Ammunition Plant
Sampling Event: January 2008
STL Sample Delivery Group: A8A300102
COC#: 074035,336179,117233

Date: March 17, 2008
Revision: 0

Sample ID	Method	Analyte	Concentration (µg/L)	Lab Flag	Ver Flag	Reason
FWGLL12mw-189C-0596-GF	6020	Aluminum	49.9	B	J	Result was between the MDL and RL
		Zinc	6.4	BJ	BJ	B = Result was less than 5x the MB value; J = Result was between the MDL and RL
FWGLL12mw-189C-0596GW	8081A	All Analytes	Various	U	UJ	Surrogate recovered below control limits
	8082	All Analytes	0.50	U	UJ	Surrogate recovered below control limits
	8260B	2-Butanone	10	U	UJ	MRL check recovered below control limits
		Bromoform	1.0	U	UJ	
		Methylene chloride	2.0	U	UJ	
	8270	2,4-Dinitrophenol	5.0	U	UJ	Extraction Hold Time was exceed; MRL check recovered below control limits
		4,6-Dinitro-2-methyphenol	5.0	U	UJ	
		Hexachlorocyclopentadiene	10	U	R	LCS recovered below 30%.
		Benzoic Acid	10	U	R	
		Pentachlorophenol	5.0	U	UJ	MRL check recovered below control limits
		Bis (2-ethylhexyl) phthalate	1.1	J	J	Result was between the MDL and RL
FWGLL3mw-232C-0575-GF	6010B	Nickel	6.1	B	J	Result was between the MDL and RL
	6020	Zinc	8.1	BJ	BJ	B = Result was less than 5x the MB value; J = Result was between the MDL and RL
FWGLL3mw-232C-0575-GW	8260B	2-Butanone	10	U	UJ	MRL check recovered below control limits
		Bromoform	1.0	U	UJ	
		Methylene chloride	2.0	U	UJ	
	8270C	2,4-Dinitrophenol	5.0	U	UJ	Extraction Hold Time was exceed; MRL check recovered below control limits
		4,6-Dinitro-2-methlyphenol	5.0	U	UJ	
		Bis (2-ethylhexyl) phthalate	4.3	J	J	Result was between the MDL and RL

Data Verification Summary

Site: Ravenna Army Ammunition Plant
Sampling Event: January 2008
STL Sample Delivery Group: A8A300102
COC#: 074035,336179,117233

Date: March 17, 2008
Revision: 0

Sample ID	Method	Analyte	Concentration (µg/L)	Lab Flag	Ver Flag	Reason
FWGLL3mw-232C-0575-GW	8270C	Pentachlorophenol	5.0	U	UJ	MRL check recovered below control limits
		Hexachlorocyclopentadiene	10	U	R	LCS recovered below 30%; MS/MSD recovered below control limits
		Benzoic Acid	10	U	R	
FWGLL3mw-233C-0576-GF	6010B	Cobalt	3.5	B	J	Result was between the MDL and RL
	6020	Antimony	0.14	B	J	Result was between the MDL and RL
		Zinc	18.2	J	B	Result was less than 5x the MB value;
FWGLL3mw-233C-0576-GW	8081A	All Analytes	Various	U	UJ	Surrogates recovered below control limits
	8082	All Analytes	0.50	U	UJ	
	8260B	2-Butanone	10	U	UJ	MRL check recovered below control limits
		Bromoform	1.0	U	UJ	
		Methylene chloride	2.0	U	UJ	
	8270C	2,4-Dinitrophenol	5.0	U	UJ	Extraction Hold Time was exceed; MRL check recovered below control limits
		4,6-Dinitro-2-methylphenol	5.0	U	UJ	
		Bis (2-ethylhexyl) phthalate	1.2	J	J	Result was between the MDL and RL
		Hexachlorocyclopentadiene	10	U	R	LCS recovered below 30%.
		Benzoic Acid	10	U	R	
		Pentachlorophenol	5.0	U	UJ	MRL check recovered below control limits
FWGLL3mw-234C-0577-GF	6010B	Barium	8.6	BJ	J	Results were between the MDL and RL
		Nickel	5.2	B	J	
	6020	Zinc	2.5	BJ	BJ	B = Result was less than 5x the MB value; J = Result was between the MDL and RL
FWGLL3mw-234C-0577-GW	8260B	2-Butanone	10	U	UJ	MRL check recovered below control limits
		Bromoform	1.0	U	UJ	
		Methylene chloride	2.0	U	UJ	

Data Verification Summary

Site: Ravenna Army Ammunition Plant
Sampling Event: January 2008
STL Sample Delivery Group: A8A300102
COC#: 074035,336179,117233

Date: March 17, 2008
Revision: 0

Sample ID	Method	Analyte	Concentration (µg/L)	Lab Flag	Ver Flag	Reason
FWGLL3mw-234C-0577-GW	8260B	Acetone	1.2	J	BJ	B = Result was less than 5x the TB value; J = Result was between the MDL and RL; MRL check recovered below control limits; CCV %D was above control limits
	8270C	2,4-Dinitrophenol	5.0	U	UJ	Extraction Hold Time was exceed; MRL check recovered below control limits; surrogates recovered below control limits
		4,6-Dinitro-2-methyphenol	5.0	U	UJ	
		Hexachlorocyclopentadiene	10	U	R	LCS recovered below 30%; Surrogates recovered below control limits
		Benzoic Acid	10	U	R	
		Pentachlorophenol	5.0	U	UJ	MRL check and surrogate recovered below control limits;
		All other 8270 analytes	Various	U	UJ	Surrogates recovered below control limits
	9012A	Cyanide	0.021 mg/L	J	J	Result was between the MDL and RL; field duplicate RPD was above control limits
FWGLL3mw-237C-0579-GF	6010B	Manganese	1.6	BJ	J	Results were between the MDL and RL
		Barium	2.7	BJ	J	
	6020	Antimony	0.13	B	J	
		Zinc	4.6	BJ	BJ	B = Result was less than 5x the MB value; J = Result was between the MDL and RL
FWGLL3mw-237C-0579-GW	8260B	2-Butanone	10	U	UJ	MRL check recovered below control limits
		Bromoform	1.0	U	UJ	
		Methylene chloride	2.0	U	UJ	

Data Verification Summary

Site: Ravenna Army Ammunition Plant
Sampling Event: January 2008
STL Sample Delivery Group: A8A300102
COC#: 074035,336179,117233

Date: March 17, 2008
Revision: 0

Sample ID	Method	Analyte	Concentration (µg/L)	Lab Flag	Ver Flag	Reason
FWGLL3mw-237C-0579-GW	8270C	2,4-Dinitrophenol	5.0	U	UJ	Extraction Hold Time was exceed; MRL check recovered below control limits; surrogates recovered below control limits
		4,6-Dinitro-2-methyphenol	5.0	U	UJ	
		Hexachlorocyclopentadiene	10	U	R	LCS recovered below 30%; Surrogates recovered below control limits
		Benzoic Acid	10	U	R	
		Pentachlorophenol	5.0	U	UJ	MRL check and surrogate recovered below control limits;
		All other 8270 analytes	Various	U	UJ	Surrogates recovered below control limits
FWGLL3mw-240C-0580-GF	6010B	Manganese	1.7	BJ	J	Results were between the MDL and RL
		Nickel	4.7	B	J	
		Potassium	964	BJ	J	
	6020	Aluminum	40.4	B	J	
		Antimony	1.1	B	J	
		Iron	44.2	B	J	
		Zinc	4.3	BJ	BJ	B = Result was less than 5x the MB value; J = Result was between the MDL and RL
FWGLL3mw-240C-0580-GW	8081A	All Analytes	Various	U	UJ	Surrogate recovered below control limits
	8082	All Analytes	0.50	U	UJ	Surrogate recovered below control limits
	8260B	2-Butanone	10	U	UJ	MRL check recovered below control limits
		Bromoform	1.0	U	UJ	
		Methylene chloride	2.0	U	UJ	
	8270C	2,4-Dinitrophenol	5.0	U	UJ	Extraction Hold Time was exceed; MRL check recovered below control limits;
		4,6-Dinitro-2-methyphenol	5.0	U	UJ	
		Hexachlorocyclopentadiene	10	U	R	LCS recovered below 30%.
		Benzoic Acid	10	U	R	
		Pentachlorophenol	5.0	U	UJ	MRL check recovered below control limits

Data Verification Summary

Site: Ravenna Army Ammunition Plant
Sampling Event: January 2008
STL Sample Delivery Group: A8A300102
COC#: 074035,336179,117233

Date: March 17, 2008
Revision: 0

Sample ID	Method	Analyte	Concentration (µg/L)	Lab Flag	Ver Flag	Reason
FWGLL3mw-240C-0580-GW	8270C	Bis(2-ethylhexyl) phthalate	1.6	J	J	Result was between the MDL and RL
FWGLL3mw-241C-0581-GF	6010B	Barium	9.7	BJ	J	Result was between the MDL and RL
	6020	Zinc	4.9	BJ	BJ	B = Result was less than 5x the MB value; J = Result was between the MDL and RL
FWGLL3mw-241C-0581-GW	8081A	All Analytes	Various	U	UJ	Surrogate recovered below control limits
	8260B	2-Butanone	10	U	UJ	MRL check recovered below control limits
		Bromoform	1.0	U	UJ	
		Methylene chloride	2.0	U	UJ	
	8270C	2,4-Dinitrophenol	5.0	U	UJ	Extraction Hold Time was exceed; MRL check recovered below control limits; surrogates recovered below control limits
		4,6-Dinitro-2-methyphenol	5.0	U	UJ	
		Hexachlorocyclopentadiene	10	U	R	LCS recovered below 30%; Surrogates recovered below control limits
		Benzoic Acid	10	U	R	
		Pentachlorophenol	5.0	U	UJ	MRL check and surrogate recovered below control limits;
		All other 8270 analytes	Various	U	UJ	Surrogates recovered below control limits
FWGLL3mw-Dup2-0602-GF	6010B	Barium	8.5	BJ	J	Results were between the MDL and RL
		Nickel	6.3	B	J	
	6020	Zinc	2.7	BJ	BJ	B = Result was less than 5x the MB value; J = Result was between the MDL and RL
		Antimony	0.14	B	J	Result was between the MDL and RL; field duplicate RPD was above control limits

Data Verification Summary

Site: Ravenna Army Ammunition Plant
Sampling Event: January 2008
STL Sample Delivery Group: A8A300102
COC#: 074035,336179,117233

Date: March 17, 2008
Revision: 0

Sample ID	Method	Analyte	Concentration (µg/L)	Lab Flag	Ver Flag	Reason
FWGLL3mw-Dup2-0602-GW	8260B	2-Butanone	10	U	UJ	MRL check recovered below control limits
		Bromoform	1.0	U	UJ	
		Methylene chloride	2.0	U	UJ	
	8270C	2,4-Dinitrophenol	5.0	U	UJ	Extraction Hold Time was exceed; MRL check recovered below control limits; surrogates recovered below control limits
		4,6-Dinitro-2-methyphenol	5.0	U	UJ	
		Hexachlorocyclopentadiene	10	U	R	LCS recovered below 30%.
		Benzoic Acid	10	U	R	
		Pentachlorophenol	5.0	U	UJ	MRL check recovered below control limits
FWGLL4mw-193C-0583-GF	6020	Aluminum	20.4	B	J	Results were between the MDL and RL
		Thallium	0.41	B	J	
		Zinc	3.7	BJ	BJ	B = Result was less than 5x the MB value; J = Result was between the MDL and RL
FWGLL4mw-193C-0583-GW	8081A	All Analytes	Various	U	UJ	Surrogate recovered below control limits
	8260B	2-Butanone	10	U	UJ	MRL check recovered below control limits
		Bromoform	1.0	U	UJ	
		Methylene chloride	2.0	U	UJ	
	8270C	2,4-Dinitrophenol	5.0	U	UJ	Extraction Hold Time was exceed; MRL check recovered below control limits
		4,6-Dinitro-2-methyphenol	5.0	U	UJ	
		Hexachlorocyclopentadiene	10	U	R	LCS recovered below 30%.
		Benzoic Acid	10	U	R	
		Pentachlorophenol	5.0	U	UJ	MRL check recovered below control limits
FWGLL4mw-194C-0584-GF	6010B	Potassium	917	BJ	J	Results were between the MDL and RL
	6020	Thallium	0.15	BJ	J	
		Zinc	3.2	BJ	BJ	B = Result was less than 5x the MB value; J = Result was between the MDL and RL

Data Verification Summary

Site: Ravenna Army Ammunition Plant
Sampling Event: January 2008
STL Sample Delivery Group: A8A300102
COC#: 074035,336179,117233

Date: March 17, 2008
Revision: 0

Sample ID	Method	Analyte	Concentration (µg/L)	Lab Flag	Ver Flag	Reason
FWGLL4mw-194C-0584-GW	8081A	All Analytes	Various	U	UJ	Surrogate recovered below control limits
	8082	All Analytes	0.50	U	UJ	Surrogate recovered below control limits
	8260B	2-Butanone	10	U	UJ	MRL check recovered below control limits
		Bromoform	1.0	U	UJ	
		Methylene chloride	2.0	U	UJ	
	8270C	2,4-Dinitrophenol	5.0	U	UJ	Extraction Hold Time was exceed; MRL check recovered below control limits
		4,6-Dinitro-2-methyphenol	5.0	U	UJ	
		Hexachlorocyclopentadiene	10	U	R	LCS recovered below 30%.
		Benzoic Acid	10	U	R	
		Pentachlorophenol	5.0	U	UJ	MRL check recovered below control limits
FWGLL4mw-195C-0585-GF	6010B	Cobalt	2.2	B	J	Results were between the MDL and RL
	6020	Cadmium	0.13	B	J	
		Thallium	0.27	B	J	
		Zinc	7.1	BJ	BJ	B = Result was less than 5x the MB value; J = Result was between the MDL and RL
FWGLL4mw-195C-0585-GW	8081A	All Analytes	Various	U	UJ	Surrogates recovered below control limits
	8082	All Analytes	0.50	U	UJ	
	8260B	2-Butanone	10	U	UJ	MRL check recovered below control limits
		Bromoform	1.0	U	UJ	
		Methylene chloride	2.0	U	UJ	
	8270C	2,4-Dinitrophenol	5.0	U	UJ	Extraction Hold Time was exceed; MRL check recovered below control limits
		4,6-Dinitro-2-methyphenol	5.0	U	UJ	
		Hexachlorocyclopentadiene	10	U	R	LCS recovered below 30%.
		Benzoic Acid	10	U	R	
		Pentachlorophenol	5.0	U	UJ	MRL check recovered below control limits
FWGTEAM1-TRIP	8260B	2-Butanone	10	U	UJ	MRL check recovered below control limits
		Bromoform	1.0	U	UJ	
		Methylene Chloride	2.0	U	UJ	

Data Verification Summary

Site: Ravenna Army Ammunition Plant
Sampling Event: January 2008
STL Sample Delivery Group: A8A300102
COC#: 074035,336179,117233

Date: March 17, 2008
Revision: 0

Sample ID	Method	Analyte	Concentration (µg/L)	Lab Flag	Ver Flag	Reason
FWGTEAM1-TRIP	8260B	Acetone	4.4	J	J	MRL check recovered above control limits; CCV %D was above control limits; Result was between the MDL and RL
		4-Methyl-2-Pentanone	0.36	J	J	Result was between the MDL and RL
FWGTEAM2-TRIP	8260B	Methylene Chloride	2.0	U	UJ	MRL check recovered below control limits
		2-Butanone	10	U	UJ	
		Bromoform	1.0	U	UJ	
		Acetone	5.3	J	J	MRL check recovered above control limits; CCV %D was above control limits; Result was between the MDL and RL
		4-Methyl-2-Pentanone	0.36	J	J	Result was between the MDL and RL
FWGTEAM3-TRIP	8260B	Methylene Chloride	2.0	U	UJ	MRL check recovered below control limits
		2-Butanone	10	U	UJ	
		Bromoform	1.0	U	UJ	
		Acetone	6.3	J	J	MRL check recovered above control limits; CCV %D was above control limits; Result was between the MDL and RL

J = Analyte concentration is considered an estimated value.
MDL = Method Detection Limit
RL = reporting limit
MB = Method Blank
B = Analyte was found in an associated blank
%D = Percent Difference
MS/MSD = Matrix Spike/Matrix Spike Duplicate
Ver = Verification
U = Analyte is not detected.
R = Result is non-usable
LCS = Laboratory Control Sample
MRL = Method Reporting Limit
RPD = Relative Percent Difference
TB = Trip Blank
CCV = Continuing Calibration verification

VOAs - 8260B

The following QC criteria were reviewed with acceptable results:

- Holding times, preservation, sample handling
- Tuning criteria
- Initial Calibration Criteria including SPCC and CCC compounds
- Internal standard area counts and retention times

- ICV criteria
- Method blank was free from contamination
- LCS recovery criteria
- MS/MSD recovery and RPD criteria
- Surrogate recoveries
- MDL Level Verification
- Field Duplicate RPD criteria

The opening MRL verification had methylene chloride %R at 15.3% and bromoform %R at 67.6%. The closing MRL had acetone %R at 154%, methylene chloride %R at 32.7%, 2-butanone %R at 64.4% and bromoform %R at 61.0%. Results for methylene chloride were flagged estimated "J" for detected results and "UJ" for non-detected results since the analyte was detected in the closing MDL check on 2/7/08. Results for bromoform and 2-butanone were qualified estimated "J" for detected results and "UJ" for non-detected. Detected results for acetone were qualified estimated "J".

All target analytes were detected in MDL check on 2/6/08. Acetone and 2-butanone were not detected in MDL check on 2/7/08. Acetone recovered within limits or above limits in the CCV and MRLs. 2-Butanone recovered within limits in the CCV and opening MRL and slightly low in the closing MRL. The instrument was able to detect both compounds; therefore no qualifications were made based on the MDL checks.

The CCV had 2-butanone %D at -34.4% and acetone %D at -165%. Average %D was less than 20%. As there were no detected concentrations of 2-butanone, no qualifications were made to sample results. Detected concentrations of acetone were flagged estimated,"J".

Field Blanks

FWGTeam2-Trip had acetone detected at 5.3 ug/L and 4-methyl-2-pentanone detected at 0.36 ug/L. There were no qualifications made for 4-methyl-2-pentanone since contamination was less than ½ the MRL (10 ppb). The acetone result for sample FWGLL3mw-234c-0577-GW was flagged "B" due to blank contamination.

FWGTeam3-Trip had acetone detected at 6.3ug/L. No qualifications made since associated samples, FWGLL4mw-193c-0583-GW, FWGLL4mw-195c-0585-GW and FWGLL4mw-194c-0584-GW had no detections for acetone.

FWGTeam1-Trip had acetone detected at 4.4 ug/L and 4-methyl-2-pentanone detected at 0.36 ug/L. There were no qualifications made because the contamination was less than ½ the MRL (10 ppb).

No target analytes were detected in **FWGEQUIPRinse2-0610-GW**.

Data Verification Summary

Site: Ravenna Army Ammunition Plant
Sampling Event: January 2008
STL Sample Delivery Group: A8A300102
COC#: 074035,336179,117233

Date: March 17, 2008
Revision: 0

SVOCs- 8270C

The following QC criteria were reviewed with acceptable results:

- Preservation, sample handling
- Tuning criteria
- Initial Calibration criteria including CCC and SPCC compounds
- ICV criteria
- Internal standard area counts and retention times
- Method blank and field blank free from contamination
- MDL Verification
- Field Duplicate RPD

Holding Times

Samples collected 1/29/08 and extracted on 1/31/08(8031049), 2/6/08(8037333) and 2/8/08(8039100). Surrogate failure in FWGLL12mw-188C-0595-GW (batch 8031049) triggered re-extraction in batch 8037333 on 2/6/08. Due to LCS outliers in 8031049, all samples were reextracted on 2/8/08. All analytes were reported from first analysis with the exception of 2,4-Dinitrophenol and 4,6-dinitro-2-methylphenol. Re-extraction was performed outside hold time (<2x) and all sample results for 2,4-Dinitrophenol and 4,6-dinitro-2-methylphenol were flagged estimated, "UJ".

Initial Calibration Criteria

The ICAL from 2/13/08 for 4-chloroaniline and benzoic acid had manual integrations for all curve levels. Per LCG, "manual integration is not acceptable for initial calibrations, except for the low level calibration concentrations (1st and 2nd point of the curve.)" No qualifications were made to data, as LCG does not provide direction regarding data qualification with these calibration outliers.

MRL Verification

- A4HP7: 2/5/08 @1846 Pentachlorophenol recovered at 64.55% and 2,4-Dinitrophenol at 54.94%. Sample results for pentachlorophenol flagged as estimated, "UJ". No qualifications made for 2,4-dinitrophenol since analysis of 2,4-dinitrophenol occurred on 2/8/08 and 2/13/08.
- A4HP9: 2/8/08@1835: Benzoic acid %R was 62.27%, 4,6-Dinitro-2-methylphenol %R was 60.14%, 2,4-Dinitrophenol %R was 51.82% and 4-Nitrophenol %R was 62.08%. 2,4-Dinitrophenol and 4,6-Dinitro-2-Methylphenol results were flagged estimated," UJ". Sample results analyzed on 2/8/08 only evaluated for 2,4-Dinitrophenol and 4,6-Dinitro-2-Methylphenol. No qualifications required for 4-nitrophenol and benzoic acid.
- A4AG2: 2/13/08@1836: 4,6-Dinitro-2-Methylphenol %R was 63.07% and 2,4-dinitrophenol %R was 66.39%. Sample results for 2,4-dinitrophenol and 4,6-Dinitro-2-Methylphenol were flagged estimated, "UJ".

Site: Ravenna Army Ammunition Plant
Sampling Event: January 2008
STL Sample Delivery Group: A8A300102 **Date:** March 17, 2008
COC#: 074035,336179,117233 **Revision:** 0

LCS Recovery
In batch 8031049, the LCS for benzoic acid recovered at 4.7%% (30-136%) and hexachlorocyclopentadiene recovered at 18% (30-115%). Benzoic acid and hexachlorocyclopentadiene results were qualified non-usable "R".

In batch 8037333, the LCS was evaluated for 2,4-Dinitrophenol and 4,6-Dinitro-2-methylphenol only. The LCS for 2,4-Dinitrophenol recovered below control limits at 25%(29-146) and the LCD recovered at 34%. RPD was within acceptance criteria. The 2,4-Dinitrophenol result for sample FWGLL12mw-188c-0595-GW was flagged unusable, "R".

MS/MSD Recoveries and RPD Criteria
An MS/MSD was extracted for batches 803149 and 8039100. All analytes were within control limits with the exception of benzoic acid and hexachlorocyclopentadiene, which were below control limits. As these analytes were deemed unusable due to LCS failures, no additional qualifiers were required.

Surrogate Recovery

- Samples FWGLL3mw-232c-0575-GW, FWGLL3mw-233c-0576-GW, FWGEQUIPRINSE2-610-GW, FWGLL3mw-240c-0580-GW, FWGLL3mw-189c-0596-GW, FWGLL4mw-193c-0583-GW, FWGLL4mw-195c-0585-GW and FWGLL4mw-194c-0584-GW had surrogate 2-fluorophenol recover below control limits (50%). No qualifications were made because LCG, Attachment A "Data Validation Guidelines", Section 2.10 allows one surrogate failure without qualification.
- The following samples had 2 or more surrogate failures. Samples FWGLL3mw-241c-0581-GW, FWGLL3mw-234c-0577-GW and FWGLL3mw-237c-0579-GW were qualified as estimated, "UJ". Sample FWGLL12mw-188c-0595-GW was qualified as estimated, "UJ" for all analytes with the exception of 2,4-Dinitrophenol and 4,6-Dinitro-2-methylphenol. Sample FWGLL3mw-DUP2-0602-GW was qualified as estimated, "UJ" for 2,4-Dinitrophenol and 4,6-Dinitro-2-methylphenol only.

Pesticides- 8081
The following QC criteria were reviewed with acceptable results:

- Holding times, preservation, sample handling
- Initial Calibration criteria
- DDT and Endrin breakdown criteria
- Retention time criteria
- ICV criteria
- CCV criteria
- The method blank was free from contamination
- Equipment Rinse was free from contamination
- LCS recovery criteria
- MS/MSD percent recoveries and RPD values criteria

- Second Column confirmation criteria
- MDL verification criteria
- MRL Level Verification
- Field duplicate RPD

Reporting Limits
Samples FWGLL3mw-241c-0581-GW, FWGLL3mw-234c-0577-GW, FWGLL3mw-DUP2-0602-GW and FWGLL3mw-237c-0579-GW were diluted due to matrix, raising laboratory RLs for heptachlor epoxide above the QAPP specified PQL.

Initial Calibration
Alpha BHC was manually integrated on the back column for curve level 5 on 2/5/08. Toxaphene had several baseline manual integrations on both columns for both calibrations. Per LCG, "manual integration is not acceptable for initial calibrations, except for the low level calibration concentrations (1st and 2nd point of the curve.)" No qualifications were made to data, as LCG does not provide qualifiers for the initial calibration manual integrations.

Surrogates
DCB recovered below control limits of 50-150% in samples FWGLL3mw-233c-0576-GW (39%), FWGLL3mw-241c-0581-GW (48%), FWGLL12mw-188c-0595-GW (25%), FWGLL3mw-240c-0580-GW (21%), FWGLL3mw-189c-0596-GW (28%), FWGLL4mw-193c-0583-GW (48%), FWGLL4mw-195c-0585-GW (38%) and FWGLL4mw-194c-0584-GW (14%). Results for these samples were flagged as estimated, "UJ".

PCBs- 8082
The following QC criteria were reviewed with acceptable results:

- Holding times, preservation, sample handling
- Initial Calibration criteria
- Retention time criteria
- MDL verification criteria
- ICV criteria
- The method blank was free from contamination
- Equipment Rinse was free from contamination
- MS/MSD percent recoveries and RPD values criteria
- LCS/LCSD percent recoveries and RPD value criteria
- Second Column confirmation criteria
- Field duplicate RPD

MRL Verification
MRL recoveries on the back column were above control limits (70-130%) on 2/208 at 1516 for Aroclor1016 (135%). Aroclor1016 recovered at 133% and Aroclor1260 at 131%. No

qualifications were made as there were no detected concentrations for these aroclors and back column was used for confirmation only.

CCV Acceptance Criteria
The opening and closing CCVs for 1016 and 1260 were above 15% on the back column. The front column recovered within control limits. No qualifications made, as there were no detected concentrations of 1016 or 1260.

Surrogate Recoveries
Surrogate DCB recovered below control limits in samples FWGLL3mw-233c-0576-GW (44%), FWGLL12mw-188c-0595-GW (34%), FWGLL3mw-240c-0580-GW (28%), FWGLL3mw-189c-0596-GW (33%), FWGLL4mw-195c-0585-GW (43%) and FWGLL4mw-194c-0584-GW (19%). All associated results were qualified estimated "UJ"

Metals - 6010B
The following QC criteria were reviewed with acceptable results:

- Holding times, preservation, sample handling
- Initial Calibration criteria
- ICV and CCV criteria
- Interference Check Sample (ICSAB) criteria
- LCS percent recovery
- MS recovery criteria
- Matrix duplicate RPD criteria
- MDL Verification criteria
- MRL verification criteria
- Field Duplicate RPD
- Serial dilution criteria

Blanks
No qualifications were made due to negative blanks greater than ½ MRL, since the LCG doesn't specifically address blank values.

ICB

- Potassium was detected at 146ug/L with a RL of 1000 ug/L in the ICB. The contamination was less than ½ the RL, so no qualifications were made.

Method Blank

- Calcium was detected at 710ug/L with an RL of 1000ug/L. Samples with detected concentrations of calcium greater than 5x the method blank contamination were flagged, "B".
- Barium was detected at 0.93ug/L with an RL of 10.0ug/L.

- Magnesium was detected at 67.8ug/L with an RL of 1000ug/L.
- Manganese was detected at 0.56ug/L with an RL of 10.0ug/L.
- Potassium was detected at 174ug/L with an RL of 1000ppb.
- There were no qualifications made for barium, magnesium, manganese or potassium since the MB values were less than ½ the MRL.

Equipment Rinse

- Potassium was detected at 151ug/L with an RL of 1000 ug/L in the FWGEQUIPRinse-0610-GW. The contamination was less than ½ MRL; therefore no qualifications were made.

CCB

- Potassium was detected in bracketing CCBs between 142 and 153 ppb with a RL of 1000 ppb. The contamination was less than ½ the RL; therefore no qualifications were made.
- Selenium was detected at 3.0ug/L in the CCB analyzed on 2/1/08 at 1129. The sample bracketed by this CCB, FWGLL3mw-232c-0575-GF, did not have detected concentrations of selenium, so no qualifications were made.

Metals - 6020

The following QC criteria were reviewed with acceptable results:

- Holding times, preservation, sample handling
- Internal standard and tune criteria
- Initial Calibration criteria
- ICV and CCV criteria
- MRL verification criteria
- MDL Verification Data
- Equipment rinse was free from contamination
- Interference Check Sample (ICSAB) criteria
- LCS percent recovery
- MS recovery criteria
- Matrix Duplicate RPD criteria
- Post Digestion Spike criteria
- Serial Dilution criteria

Blanks

No qualifications were made due to negative blanks greater than ½ MRL, since the LCG doesn't specifically address blank values.

ICB

Beryllium was detected at 0.024ug/L and thallium at 0.15ug/Lwith a RL of 1ug/L. The contamination was less than ½ the RL; therefore no qualifications were made.

Method Blank
Zinc was detected at 10.1ug/L with an RL of 10ug/L. Samples with detected concentrations of zinc greater than 5x the method blank contamination were flagged, "B".

CCB

- Beryllium was detected in bracketing CCBs between -0.011 and 0.025ug/Lwith a reporting limit of 1ug/L.
- Cadmium was detected between -0.009 and 0.098ug/L with a RL of 0.5ug/L.
- Antimony was detected between 0.087ug/L and 0.12 ug/L with an RL of 2ug/L.
- The contamination was less than ½ the RL for cadmium, beryllium and antimony; therefore no qualifications were made.
- Thallium was detected in bracketing CCBs between 0.072 and 1.4ug/L.
- Iron was detected at 28.2ug/L.
- All samples with detected concentrations of thallium or iron greater than ½ the MRL and/or less than 5x contamination were reanalyzed between CCBs with contamination less than ½ MRL. No qualifications were made based on thallium and iron CCB contamination.

Field Duplicate RPD
FWGLL3mw-DUP1-0602-GF was a field duplicate for FWGLL3mw-234C-0577-GF. The Antimony RPD was 200%. No additional qualifications were made as sample result was between MDL and RL.

Mercury - 7470A
The following QC criteria were reviewed with acceptable results:

- Holding times, preservation, sample handling
- Initial Calibration criteria
- ICV and CCV criteria
- ICB and CCBs were free from contamination
- The method blank was free from contamination
- Equipment Rinse was free from contamination
- MRL and MDL verification criteria
- LCS percent recovery
- MS percent recovery
- Matrix duplicate RPD criteria
- Field duplicate RPD criteria

No QC outliers noted.

Cyanide- 9012
The following QC criteria were reviewed with acceptable results:

Site: Ravenna Army Ammunition Plant
Sampling Event: January 2008
STL Sample Delivery Group: A8A300102
COC#: 074035,336179,117233

Date: March 17, 2008
Revision: 0

- Holding times, preservation, sample handling
- Initial Calibration criteria
- ICV and CCV criteria
- MRL Verification Check criteria
- Method Blank was free from contamination
- Equipment Rinse was free from contamination
- LCS/LCSD percent recoveries and RPD value criteria
- MS/MSD percent recoveries and RPD values criteria

Field Duplicate RPD

FWGLL2mw-DUP2-0602-GF was the field duplicate of FWGLL3mw-234C-0577-GW. The duplicate RPD was >30%. FWGLL3mw-234C-0577-GW was flagged as estimated, "J".

Nitrate-Nitrite 353.2

The following QC criteria were reviewed with acceptable results:

- Holding times, preservation, sample handling
- Initial Calibration criteria
- ICV and CCV criteria
- Blanks free from contamination
- MRL Verification Check criteria
- Method Blank was free from contamination
- LCS/LCSD percent recoveries and RPD value criteria

No QC outliers noted.

Data Validator: Angye Dragotta
Date: 3/17/08

Senior Data Validator: Heather McCarty
Date: 3/18/08

Sample Qualification Report with Reason Codes (All Results sorted by Client Sample ID)

Client Sample ID : FWGEQUIPRINSE2-0610-GW **Lab Report Batch :** A8A300102 **Lab ID :** STLCAN

Sample Date : 01/29/2008 **Analysis Type: RE** **Sample Matrix :** AQ

Lab Sample ID: A8A300102007

Reviewed By / Date : ASD 3/5/2008 **Approved By / Date :** Heather Medley 3/18/08

Analyte Name	Result	Uncertainty / Error	Result Units	Lab Qual	Rep Res	Overall Qual*	Temp	HT	MB	LCS	MS	Lab Dup	Surr	Rep Limit	Moist Tot/Dis	Field QC	Tune	IC	ICV	CV / CCV	Reason Codes
Analysis Method : 8270C						**Dilution: 1**															
2,4-Dinitrophenol	5.0		ug/L	U	YES	UJ		UJ													Pm-,D-
4,6-Dinitro-2-methylphenol	5.0		ug/L	U	YES	UJ		UJ													Pm-,D-

* Overall result qualifier reflects summation of qualifiers added during automated data review and any qualifiers added manually for categories not assessed by automated data review

Sample Qualification Report with Reason Codes (All Results sorted by Client Sample ID)

Client Sample ID : FWGEQUIPRINSE2-0610-GW **Lab Report Batch :** A8A300102 **Lab ID :** STLCAN

Sample Date : 01/29/2008 **Analysis Type: RES** **Sample Matrix :** AQ

Lab Sample ID: A8A300102007

Reviewed By / Date : ASD 3/5/2008 **Approved By / Date :** Heather Nedley 3/18/08

Analyte Name	Result	Uncertainty / Error	Result Units	Lab Qual	Rep Res	Overall Qual*	Temp	HT	MB	LCS	MS	Lab Dup	Surr	Rep Limit	Moist Tot/Dis	Field QC	Tune	IC	ICV	CV / CCV	Reason Codes
Analysis Method : 8081A						**Dilution: 1**															
4,4'-DDD	0.030		ug/L	U	YES																
4,4'-DDE	0.030		ug/L	U	YES																
4,4'-DDT	0.030		ug/L	U	YES																
Aldrin	0.030		ug/L	U	YES																
alpha-BHC	0.030		ug/L	U	YES																
alpha-Chordane	0.030		ug/L	U	YES																
beta-BHC	0.030		ug/L	U	YES																
delta-BHC	0.030		ug/L	U	YES																
Dieldrin	0.030		ug/L	U	YES																
Endosulfan I	0.025		ug/L	U	YES																
Endosulfan II	0.025		ug/L	U	YES																
Endosulfan sulfate	0.030		ug/L	U	YES																
Endrin	0.030		ug/L	U	YES																
Endrin aldehyde	0.030		ug/L	U	YES																
Endrin ketone	0.030		ug/L	U	YES																
gamma-BHC	0.030		ug/L	U	YES																
gamma-Chlordane	0.030		ug/L	U	YES																
Heptachlor	0.030		ug/L	U	YES																
Heptachlor epoxide	0.030		ug/L	U	YES																
Methoxychlor	0.10		ug/L	U	YES																
Toxaphene	2.0		ug/L	U	YES																
Analysis Method : 8082						**Dilution: 1**															
Aroclor 1016	0.50		ug/L	U	YES																
Aroclor 1221	0.50		ug/L	U	YES																
Aroclor 1232	0.50		ug/L	U	YES																
Aroclor 1242	0.50		ug/L	U	YES																
Aroclor 1248	0.50		ug/L	U	YES																
Aroclor 1254	0.50		ug/L	U	YES																
Aroclor 1260	0.50		ug/L	U	YES																
Analysis Method : 8260B						**Dilution: 1**															
1,1,1-Trichloroethane	1.0		ug/L	U	YES																
1,1,2,2-Tetrachloroethane	1.0		ug/L	U	YES																

* Overall result qualifier reflects summation of qualifiers added during automated data review and any qualifiers added manually for categories not assessed by automated data review

Sample Qualification Report with Reason Codes (All Results sorted by Client Sample ID)

Client Sample ID : FWGEQUIPRINSE2-0610-GW **Lab Report Batch :** A8A300102 **Lab ID :** STLCAN

Sample Date : 01/29/2008 **Analysis Type: RES** **Sample Matrix :** AQ

Lab Sample ID: A8A300102007

Reviewed By / Date : ASD 3/5/2008 **Approved By / Date :** Heather McAvoy 3/18/08

Analyte Name	Result	Uncertainty / Error	Result Units	Lab Qual	Rep Res	Overall Qual*	Temp	HT	MB	LCS	MS	Lab Dup	Surr	Rep Limit	Moist Tot/Dis	Field QC	Tune	IC	ICV	CV / CCV	Reason Codes
Analysis Method : 8260B						**Dilution: 1**															
1,1,2-Trichloroethane	1.0		ug/L	U	YES																
1,1-Dichloroethane	1.0		ug/L	U	YES																
1,1-Dichloroethene	1.0		ug/L	U	YES																
1,2-Dibromoethane	1.0		ug/L	U	YES																
1,2-Dichloroethane	1.0		ug/L	U	YES																
1,2-Dichloroethene (total)	1.0		ug/L	U	YES																
1,2-Dichloropropane	1.0		ug/L	U	YES																
2-Butanone	10		ug/L	U	YES	UJ															Pm-
2-Hexanone	10		ug/L	U	YES																
4-Methyl-2-pentanone	10		ug/L	U	YES																
Acetone	10		ug/L	U	YES																
Benzene	1.0		ug/L	U	YES																
Bromochloromethane	1.0		ug/L	U	YES																
Bromodichloromethane	1.0		ug/L	U	YES																
Bromoform	1.0		ug/L	U	YES	UJ															Pm-
Bromomethane	1.0		ug/L	U	YES																
Carbon disulfide	1.0		ug/L	U	YES																
Carbon tetrachloride	1.0		ug/L	U	YES																
Chlorobenzene	1.0		ug/L	U	YES																
Chloroethane	1.0		ug/L	U	YES																
Chloroform	1.0		ug/L	U	YES																
Chloromethane	1.0		ug/L	U	YES																
cis-1,2-Dichloroethene	1.0		ug/L	U	YES																
cis-1,3-Dichloropropene	1.0		ug/L	U	YES																
Dibromochloromethane	1.0		ug/L	U	YES																
Ethylbenzene	1.0		ug/L	U	YES																
M&P-XYLENES	2.0		ug/L	U	YES																
Methylene chloride	2.0		ug/L	U	YES	UJ															Pj-
o-Xylene	1.0		ug/L	U	YES																
Styrene	1.0		ug/L	U	YES																
Tetrachloroethene	1.0		ug/L	U	YES																

* Overall result qualifier reflects summation of qualifiers added during automated data review and any qualifiers added manually for categories not assessed by automated data review

Sample Qualification Report with Reason Codes (All Results sorted by Client Sample ID)

Client Sample ID : FWGEQUIPRINSE2-0610-GW **Lab Report Batch :** A8A300102 **Lab ID :** STLCAN

Sample Date : 01/29/2008 **Analysis Type: RES** **Sample Matrix :** AQ

Lab Sample ID: A8A300102007

Reviewed By / Date : ASD 3/5/2008 **Approved By / Date :** Heather Medley 3/18/08

Analyte Name	Result	Uncertainty / Error	Result Units	Lab Qual	Rep Res	Overall Qual*	Temp	HT	MB	LCS	MS	Lab Dup	Surr	Rep Limit	Moist Tot/Dis	Field QC	Tune	IC	ICV	CV / CCV	Reason Codes
Analysis Method : 8260B						**Dilution: 1**															
Toluene	1.0		ug/L	U	YES																
TOTAL XYLENES	2.0		ug/L	U	YES																
trans-1,2-Dichloroethene	1.0		ug/L	U	YES																
trans-1,3-Dichloropropene	1.0		ug/L	U	YES																
Trichloroethene	1.0		ug/L	U	YES																
Vinyl chloride	1.0		ug/L	U	YES																
Analysis Method : 8270C						**Dilution: 1**															
1,2,4-Trichlorobenzene	1.0		ug/L	U	YES																
1,2-Dichlorobenzene	1.0		ug/L	U	YES																
1,3-Dichlorobenzene	1.0		ug/L	U	YES																
1,4-Dichlorobenzene	1.0		ug/L	U	YES																
2,2-OXYBIS (1-CHLOROPROPANE)	1.0		ug/L	U	YES																
2,4,5-Trichlorophenol	5.0		ug/L	U	YES																
2,4,6-Trichlorophenol	5.0		ug/L	U	YES																
2,4-Dichlorophenol	2.0		ug/L	U	YES																
2,4-Dimethylphenol	2.0		ug/L	U	YES																
2,4-Dinitrotoluene	5.0		ug/L	U	YES																
2,6-Dinitrotoluene	5.0		ug/L	U	YES																
2-Chloronaphthalene	1.0		ug/L	U	YES																
2-Chlorophenol	1.0		ug/L	U	YES																
2-Methylnaphthalene	0.20		ug/L	U	YES																
2-Methylphenol	1.0		ug/L	U	YES																
2-Nitroaniline	2.0		ug/L	U	YES																
2-Nitrophenol	2.0		ug/L	U	YES																
3,3'-Dichlorobenzidine	5.0		ug/L	U	YES																
3-Nitroaniline	2.0		ug/L	U	YES																
4-Bromophenyl phenyl ether	2.0		ug/L	U	YES																
4-Chloro-3-methylphenol	2.0		ug/L	U	YES																
4-Chloroaniline	2.0		ug/L	U	YES																
4-Chlorophenyl phenyl ether	2.0		ug/L	U	YES																
4-Methylphenol	1.0		ug/L	U	YES																

* Overall result qualifier reflects summation of qualifiers added during automated data review and any qualifiers added manually for categories not assessed by automated data review

Sample Qualification Report with Reason Codes (All Results sorted by Client Sample ID)

Client Sample ID : FWGEQUIPRINSE2-0610-GW **Lab Report Batch :** A8A300102 **Lab ID :** STLCAN

Sample Date : 01/29/2008 **Analysis Type: RES** **Sample Matrix :** AQ

Lab Sample ID: A8A300102007

Reviewed By / Date : ASD 3/5/2008 **Approved By / Date :** Heather Medley 3/18/08

Analyte Name	Result	Uncertainty / Error	Result Units	Lab Qual	Rep Res	Overall Qual*	Temp	HT	MB	LCS	MS	Lab Dup	Surr	Rep Limit	Moist Tot/Dis	Field QC	Tune	IC	ICV	CV / CCV	Reason Codes
Analysis Method : 8270C						**Dilution: 1**															
4-Nitroanaline	2.0		ug/L	U	YES																
4-Nitrophenol	5.0		ug/L	U	YES																
Acenaphthene	0.20		ug/L	U	YES																
Acenaphthylene	0.20		ug/L	U	YES																
Anthracene	0.20		ug/L	U	YES																
Benzo(a)anthracene	0.20		ug/L	U	YES																
Benzo(a)pyrene	0.20		ug/L	U	YES																
Benzo(b)fluoranthene	0.20		ug/L	U	YES																
BENZO(G,H,I)PERYLENE	0.20		ug/L	U	YES																
Benzo(k)fluoranthene	0.20		ug/L	U	YES																
Benzoic acid	10		ug/L	U	YES	R				R											J-
Benzyl alcohol	5.0		ug/L	U	YES																
bis(2-Chloroethoxy)methane	1.0		ug/L	U	YES																
bis(2-Chloroethyl) ether	1.0		ug/L	U	YES																
bis(2-Ethylhexyl) phthalate	10		ug/L	U	YES																
Butylbenzyl Phthalate	1.0		ug/L	U	YES																
Carbazole	1.0		ug/L	U	YES																
Chrysene	0.20		ug/L	U	YES																
dibenzo(a,h)anthracene	0.20		ug/L	U	YES																
Dibenzofuran	1.0		ug/L	U	YES																
Diethyl phthalate	1.0		ug/L	U	YES																
Dimethyl phthalate	1.0		ug/L	U	YES																
Di-n-butyl phthalate	1.0		ug/L	U	YES																
Di-n-octyl phthalate	1.0		ug/L	U	YES																
Fluoranthene	0.20		ug/L	U	YES																
Fluorene	0.20		ug/L	U	YES																
Hexachlorobenzene	0.20		ug/L	U	YES																
Hexachlorobutadiene	1.0		ug/L	U	YES																
Hexachlorocyclopentadiene	10		ug/L	U	YES	R				R											J-
Hexachloroethane	1.0		ug/L	U	YES																
Indeno(1,2,3-cd)pyrene	0.20		ug/L	U	YES																

* Overall result qualifier reflects summation of qualifiers added during automated data review and any qualifiers added manually for categories not assessed by automated data review

Sample Qualification Report with Reason Codes (All Results sorted by Client Sample ID)

Client Sample ID : FWGEQUIPRINSE2-0610-GW
Lab Report Batch : A8A300102
Lab ID : STLCAN
Sample Date : 01/29/2008
Analysis Type: RES
Sample Matrix : AQ
Lab Sample ID: A8A300102007

Reviewed By / Date : ASD 3/5/2008
Approved By / Date : Heather Medley 3/18/08

Analyte Name	Result	Uncertainty / Error	Result Units	Lab Qual	Rep Res	Overall Qual*	Temp	HT	MB	LCS	MS	Lab Dup	Surr	Rep Limit	Moist Tot/Dis	Field QC	Tune	IC	ICV	CV / CCV	Reason Codes
Analysis Method : 8270C						**Dilution: 1**															
Isophorone	1.0		ug/L	U	YES																
Naphthalene	0.20		ug/L	U	YES																
Nitrobenzene	1.0		ug/L	U	YES																
N-nitroso-di-n-propylamine	1.0		ug/L	U	YES																
N-Nitrosodiphenylamine	1.0		ug/L	U	YES																
Pentachlorophenol	5.0		ug/L	U	YES	UJ															Pm-
Phenanthrene	0.20		ug/L	U	YES																
Phenol	1.0		ug/L	U	YES																
Pyrene	0.20		ug/L	U	YES																
Analysis Method : 9012A						**Dilution: 1**															
Cyanide	0.010		mg/L	U	YES																

* Overall result qualifier reflects summation of qualifiers added during automated data review and any qualifiers added manually for categories not assessed by automated data review

Sample Qualification Report with Reason Codes (All Results sorted by Client Sample ID)

Client Sample ID : FWGEQUIPRINSE2-0610-GW **Lab Report Batch :** A8A300102 **Lab ID :** STLCAN

Sample Date : 01/29/2008 **Analysis Type: RES/TOT** **Sample Matrix :** AQ

Lab Sample ID: A8A300102007

Reviewed By / Date : ASD 3/5/2008 **Approved By / Date :** Heather Hedley 3/18/08

Analyte Name	Result	Uncertainty / Error	Result Units	Lab Qual	Rep Res	Overall Qual*	Temp	HT	MB	LCS	MS	Lab Dup	Surr	Rep Limit	Moist Tot/Dis	Field QC	Tune	IC	ICV	CV / CCV	Reason Codes
Analysis Method : 6010B						**Dilution: 1**															
Arsenic	5.0		ug/L	U	YES																
Barium	10.0		ug/L	U	YES																
Calcium	1000		ug/L	U	YES																
Chromium	5.0		ug/L	U	YES																
Cobalt	5.0		ug/L	U	YES																
Copper	5.0		ug/L	U	YES																
Lead	3.0		ug/L	U	YES																
Magnesium	1000		ug/L	U	YES																
Manganese	10.0		ug/L	U	YES																
Nickel	10.0		ug/L	U	YES																
Potassium	151		ug/L	B J	YES	J								J							L
Selenium	5.0		ug/L	U	YES																
Silver	5.0		ug/L	U	YES																
Sodium	1000		ug/L	U	YES																
Vanadium	10.0		ug/L	U	YES																
Analysis Method : 6020						**Dilution: 1**															
Aluminum	50.0		ug/L	U	YES																
Antimony	2.0		ug/L	U	YES																
Beryllium	1.0		ug/L	U	YES																
Cadmium	0.50		ug/L	U	YES																
Iron	50.0		ug/L	U	YES																
Thallium	1.0		ug/L	U	YES																
Zinc	10.0		ug/L	U	YES																
Analysis Method : 7470A						**Dilution: 1**															
Mercury	0.20		ug/L	U	YES																

* Overall result qualifier reflects summation of qualifiers added during automated data review and any qualifiers added manually for categories not assessed by automated data review

Sample Qualification Report with Reason Codes (All Results sorted by Client Sample ID)

Client Sample ID : FWGLL12mw-188C-0595-GF
Sample Date : 01/29/2008
Lab Sample ID: A8A300102009

Lab Report Batch : A8A300102
Analysis Type: RES/TOT

Lab ID : STLCAN
Sample Matrix : AQ

Reviewed By / Date : ASD 3/5/2008

Approved By / Date : [signature] 3/18/08

Analyte Name	Result	Uncertainty / Error	Result Units	Lab Qual	Rep Res	Overall Qual*	Temp	HT	MB	LCS	MS	Lab Dup	Surr	Rep Limit	Moist Tot/Dis	Field QC	Tune	IC	ICV	CV / CCV	Reason Codes
Analysis Method : 6010B						**Dilution: 1**															
Arsenic	5.0		ug/L	U	YES																
Barium	44.0		ug/L	J	YES																
Calcium	116000		ug/L	J	YES																
Chromium	2.4		ug/L	B	YES	J								J							L
Cobalt	2.4		ug/L	B	YES	J								J							L
Copper	4.8		ug/L	B	YES	J								J							L
Lead	3.0		ug/L	U	YES																
Magnesium	89600		ug/L	J	YES																
Manganese	485		ug/L	J	YES																
Nickel	5.3		ug/L	B	YES	J								J							L
Potassium	2570		ug/L	J	YES																
Selenium	5.0		ug/L	U	YES																
Silver	5.0		ug/L	U	YES																
Sodium	27100		ug/L		YES																
Vanadium	1.8		ug/L	B	YES	J								J							L
Analysis Method : 6020						**Dilution: 1**															
Aluminum	1770		ug/L		YES																
Antimony	2.0		ug/L	U	YES																
Beryllium	1.0		ug/L	U	YES																
Cadmium	0.50		ug/L	U	YES																
Iron	4120		ug/L		YES																
Thallium	1.0		ug/L	U	YES																
Zinc	14.4		ug/L	J	YES	~~U~~ B			~~U~~ B												F
Analysis Method : 7470A						**Dilution: 1**															
Mercury	0.20		ug/L	U	YES																

ASD 3/18/07

* Overall result qualifier reflects summation of qualifiers added during automated data review and any qualifiers added manually for categories not assessed by automated data review

Sample Qualification Report with Reason Codes (All Results sorted by Client Sample ID)

Client Sample ID : FWGLL12mw-188C-0595-GW **Lab Report Batch :** A8A300102 **Lab ID :** STLCAN

Sample Date : 01/29/2008 **Analysis Type: RE** **Sample Matrix :** AQ

Lab Sample ID: A8A300102008

Reviewed By / Date : ASD 3/5/2008 **Approved By / Date :** Heather Neeley 3/18/08

Analyte Name	Result	Uncertainty / Error	Result Units	Lab Qual	Rep Res	Overall Qual*	Temp	HT	MB	LCS	MS	Lab Dup	Surr	Rep Limit	Moist Tot/Dis	Field QC	Tune	IC	ICV	CV / CCV	Reason Codes
Analysis Method : 8270C						**Dilution: 1**															
2,4-Dinitrophenol	5.0		ug/L	U	YES	**R**		UJ		R											Pm-,D-,J-
4,6-Dinitro-2-methylphenol	5.0		ug/L	U	YES	**UJ**		UJ													Pm-,D-

* Overall result qualifier reflects summation of qualifiers added during automated data review and any qualifiers added manually for categories not assessed by automated data review

Sample Qualification Report with Reason Codes (All Results sorted by Client Sample ID)

Client Sample ID : FWGLL12mw-188C-0595-GW **Lab Report Batch :** A8A300102 **Lab ID :** STLCAN

Sample Date : 01/29/2008 **Analysis Type: RES** **Sample Matrix :** AQ

Lab Sample ID: A8A300102008

Reviewed By / Date : ASD 3/5/2008 **Approved By / Date :** 3/18/08

Analyte Name	Result	Uncertainty / Error	Result Units	Lab Qual	Rep Res	Overall Qual*	Temp	HT	MB	LCS	MS	Lab Dup	Surr	Rep Limit	Moist Tot/Dis	Field QC	Tune	IC	ICV	CV / CCV	Reason Codes
Analysis Method : 353.2						**Dilution: 1**															
Nitrate as N (NO3-N)	1.3		mg/L		YES																
Analysis Method : 8081A						**Dilution: 1**															
4,4'-DDD	0.030		ug/L	U	YES	UJ							UJ								G-
4,4'-DDE	0.030		ug/L	U	YES	UJ							UJ								G-
4,4'-DDT	0.030		ug/L	U	YES	UJ							UJ								G-
Aldrin	0.030		ug/L	U	YES	UJ							UJ								G-
alpha-BHC	0.030		ug/L	U	YES	UJ							UJ								G-
alpha-Chordane	0.030		ug/L	U	YES	UJ							UJ								G-
beta-BHC	0.030		ug/L	U	YES	UJ							UJ								G-
delta-BHC	0.030		ug/L	U	YES	UJ							UJ								G-
Dieldrin	0.030		ug/L	U	YES	UJ							UJ								G-
Endosulfan I	0.025		ug/L	U	YES	UJ							UJ								G-
Endosulfan II	0.025		ug/L	U	YES	UJ							UJ								G-
Endosulfan sulfate	0.030		ug/L	U	YES	UJ							UJ								G-
Endrin	0.030		ug/L	U	YES	UJ							UJ								G-
Endrin aldehyde	0.030		ug/L	U	YES	UJ							UJ								G-
Endrin ketone	0.030		ug/L	U	YES	UJ							UJ								G-
gamma-BHC	0.030		ug/L	U	YES	UJ							UJ								G-
gamma-Chlordane	0.030		ug/L	U	YES	UJ							UJ								G-
Heptachlor	0.030		ug/L	U	YES	UJ							UJ								G-
Heptachlor epoxide	0.030		ug/L	U	YES	UJ							UJ								G-
Methoxychlor	0.10		ug/L	U	YES	UJ							UJ								G-
Toxaphene	2.0		ug/L	U	YES	UJ							UJ								G-
Analysis Method : 8082						**Dilution: 1**															
Aroclor 1016	0.50		ug/L	U	YES	UJ							UJ								G-
Aroclor 1221	0.50		ug/L	U	YES	UJ							UJ								G-
Aroclor 1232	0.50		ug/L	U	YES	UJ							UJ								G-
Aroclor 1242	0.50		ug/L	U	YES	UJ							UJ								G-
Aroclor 1248	0.15		ug/L	J	YES	J							J	J							L
Aroclor 1254	0.50		ug/L	U	YES	UJ							UJ								G-
Aroclor 1260	0.50		ug/L	U	YES	UJ							UJ								G-
Analysis Method : 8260B						**Dilution: 1**															

* Overall result qualifier reflects summation of qualifiers added during automated data review and any qualifiers added manually for categories not assessed by automated data review

Sample Qualification Report with Reason Codes (All Results sorted by Client Sample ID)

Client Sample ID : FWGLL12mw-188C-0595-GW **Lab Report Batch :** A8A300102 **Lab ID :** STLCAN

Sample Date : 01/29/2008 **Analysis Type: RES** **Sample Matrix :** AQ

Lab Sample ID: A8A300102008

Reviewed By / Date : ASD 3/5/2008 **Approved By / Date :** Heather Bradley 3/18/08

Analyte Name	Result	Uncertainty / Error	Result Units	Lab Qual	Rep Res	Overall Qual*	Temp	HT	MB	LCS	MS	Lab Dup	Surr	Rep Limit	Moist Tot/Dis	Field QC	Tune	IC	ICV	CV / CCV	Reason Codes
Analysis Method : 8260B						**Dilution: 1**															
1,1,1-Trichloroethane	1.0		ug/L	U	YES																
1,1,2,2-Tetrachloroethane	1.0		ug/L	U	YES																
1,1,2-Trichloroethane	1.0		ug/L	U	YES																
1,1-Dichloroethane	1.0		ug/L	U	YES																
1,1-Dichloroethene	1.0		ug/L	U	YES																
1,2-Dibromoethane	1.0		ug/L	U	YES																
1,2-Dichloroethane	1.0		ug/L	U	YES																
1,2-Dichloroethene (total)	1.0		ug/L	U	YES																
1,2-Dichloropropane	1.0		ug/L	U	YES																
2-Butanone	10		ug/L	U	YES	UJ															Pm-Pj
2-Hexanone	10		ug/L	U	YES																
4-Methyl-2-pentanone	10		ug/L	U	YES																
Acetone	10		ug/L	U	YES	UJ															Pm-Pj
Benzene	1.0		ug/L	U	YES																
Bromochloromethane	1.0		ug/L	U	YES																
Bromodichloromethane	1.0		ug/L	U	YES																
Bromoform	1.0		ug/L	U	YES	UJ															Pm-Pj
Bromomethane	1.0		ug/L	U	YES																
Carbon disulfide	1.0		ug/L	U	YES																
Carbon tetrachloride	1.0		ug/L	U	YES																
Chlorobenzene	1.0		ug/L	U	YES																
Chloroethane	1.0		ug/L	U	YES																
Chloroform	1.0		ug/L	U	YES																
Chloromethane	1.0		ug/L	U	YES																
cis-1,2-Dichloroethene	1.0		ug/L	U	YES																
cis-1,3-Dichloropropene	1.0		ug/L	U	YES																
Dibromochloromethane	1.0		ug/L	U	YES																
Ethylbenzene	1.0		ug/L	U	YES																
M&P-XYLENES	2.0		ug/L	U	YES																
Methylene chloride	2.0		ug/L	U	YES	UJ															Pj-
o-Xylene	1.0		ug/L	U	YES																

* Overall result qualifier reflects summation of qualifiers added during automated data review and any qualifiers added manually for categories not assessed by automated data review

Sample Qualification Report with Reason Codes (All Results sorted by Client Sample ID)

Client Sample ID : FWGLL12mw-188C-0595-GW **Lab Report Batch :** A8A300102 **Lab ID :** STLCAN

Sample Date : 01/29/2008 **Analysis Type: RES** **Sample Matrix :** AQ

Lab Sample ID: A8A300102008

Reviewed By / Date : ASD 3/5/2008 **Approved By / Date :** Heather McCoy 3/18/08

Analyte Name	Result	Uncertainty / Error	Result Units	Lab Qual	Rep Res	Overall Qual*	Temp	HT	MB	LCS	MS	Lab Dup	Surr	Rep Limit	Moist Tot/Dis	Field QC	Tune	IC	ICV	CV / CCV	Reason Codes
Analysis Method : 8260B						**Dilution: 1**															
Styrene	1.0		ug/L	U	YES																
Tetrachloroethene	1.0		ug/L	U	YES																
Toluene	1.0		ug/L	U	YES																
TOTAL XYLENES	2.0		ug/L	U	YES																
trans-1,2-Dichloroethene	1.0		ug/L	U	YES																
trans-1,3-Dichloropropene	1.0		ug/L	U	YES																
Trichloroethene	1.0		ug/L	U	YES																
Vinyl chloride	1.0		ug/L	U	YES																
Analysis Method : 8270C						**Dilution: 1**															
1,2,4-Trichlorobenzene	1.0		ug/L	U	YES	UJ							UJ								G-
1,2-Dichlorobenzene	1.0		ug/L	U	YES	UJ							UJ								G-
1,3-Dichlorobenzene	1.0		ug/L	U	YES	UJ							UJ								G-
1,4-Dichlorobenzene	1.0		ug/L	U	YES	UJ							UJ								G-
2,2-OXYBIS (1-CHLOROPROPANE)	1.0		ug/L	U	YES	UJ							UJ								G-
2,4,5-Trichlorophenol	5.0		ug/L	U	YES	UJ							UJ								G-
2,4,6-Trichlorophenol	5.0		ug/L	U	YES	UJ							UJ								G-
2,4-Dichlorophenol	2.0		ug/L	U	YES	UJ							UJ								G-
2,4-Dimethylphenol	2.0		ug/L	U	YES	UJ							UJ								G-
2,4-Dinitrotoluene	5.0		ug/L	U	YES	UJ							UJ								G-
2,6-Dinitrotoluene	5.0		ug/L	U	YES	UJ							UJ								G-
2-Chloronaphthalene	1.0		ug/L	U	YES	UJ							UJ								G-
2-Chlorophenol	1.0		ug/L	U	YES	UJ							UJ								G-
2-Methylnaphthalene	0.20		ug/L	U	YES	UJ							UJ								G-
2-Methylphenol	1.0		ug/L	U	YES	UJ							UJ								G-
2-Nitroaniline	2.0		ug/L	U	YES	UJ							UJ								G-
2-Nitrophenol	2.0		ug/L	U	YES	UJ							UJ								G-
3,3'-Dichlorobenzidine	5.0		ug/L	U	YES	UJ							UJ								G-
3-Nitroaniline	2.0		ug/L	U	YES	UJ							UJ								G-
4-Bromophenyl phenyl ether	2.0		ug/L	U	YES	UJ							UJ								G-
4-Chloro-3-methylphenol	2.0		ug/L	U	YES	UJ							UJ								G-
4-Chloroaniline	2.0		ug/L	U	YES	UJ							UJ								G-

* Overall result qualifier reflects summation of qualifiers added during automated data review and any qualifiers added manually for categories not assessed by automated data review

Sample Qualification Report with Reason Codes (All Results sorted by Client Sample ID)

Client Sample ID : FWGLL12mw-188C-0595-GW **Lab Report Batch :** A8A300102 **Lab ID :** STLCAN

Sample Date : 01/29/2008 **Analysis Type: RES** **Sample Matrix :** AQ

Lab Sample ID: A8A300102008

Reviewed By / Date : ASD 3/5/2008 **Approved By / Date :** Heather Nelday 3/18/08

Analyte Name	Result	Uncertainty / Error	Result Units	Lab Qual	Rep Res	Overall Qual*	Temp	HT	MB	LCS	MS	Lab Dup	Surr	Rep Limit	Moist Tot/Dis	Field QC	Tune	IC	ICV	CV / CCV	Reason Codes
Analysis Method : 8270C						**Dilution: 1**															
4-Chlorophenyl phenyl ether	2.0		ug/L	U	YES	UJ							UJ								G-
4-Methylphenol	1.0		ug/L	U	YES	UJ							UJ								G-
4-Nitroanaline	2.0		ug/L	U	YES	UJ							UJ								G-
4-Nitrophenol	5.0		ug/L	U	YES	UJ							UJ								G-
Acenaphthene	0.20		ug/L	U	YES	UJ							UJ								G-
Acenaphthylene	0.20		ug/L	U	YES	UJ							UJ								G-
Anthracene	0.20		ug/L	U	YES	UJ							UJ								G-
Benzo(a)anthracene	0.20		ug/L	U	YES	UJ							UJ								G-
Benzo(a)pyrene	0.20		ug/L	U	YES	UJ							UJ								G-
Benzo(b)fluoranthene	0.20		ug/L	U	YES	UJ							UJ								G-
BENZO(G,H,I)PERYLENE	0.20		ug/L	U	YES	UJ							UJ								G-
Benzo(k)fluoranthene	0.20		ug/L	U	YES	UJ							UJ								G-
Benzoic acid	10		ug/L	U	YES	R				R			UJ								G-,J-
Benzyl alcohol	5.0		ug/L	U	YES	UJ							UJ								G-
bis(2-Chloroethoxy)methane	1.0		ug/L	U	YES	UJ							UJ								G-
bis(2-Chloroethyl) ether	1.0		ug/L	U	YES	UJ							UJ								G-
bis(2-Ethylhexyl) phthalate	10		ug/L	U	YES	UJ							UJ								G-
Butylbenzyl Phthalate	1.0		ug/L	U	YES	UJ							UJ								G-
Carbazole	1.0		ug/L	U	YES	UJ							UJ								G-
Chrysene	0.20		ug/L	U	YES	UJ							UJ								G-
dibenzo(a,h)anthracene	0.20		ug/L	U	YES	UJ							UJ								G-
Dibenzofuran	1.0		ug/L	U	YES	UJ							UJ								G-
Diethyl phthalate	1.0		ug/L	U	YES	UJ							UJ								G-
Dimethyl phthalate	1.0		ug/L	U	YES	UJ							UJ								G-
Di-n-butyl phthalate	1.0		ug/L	U	YES	UJ							UJ								G-
Di-n-octyl phthalate	1.0		ug/L	U	YES	UJ							UJ								G-
Fluoranthene	0.20		ug/L	U	YES	UJ							UJ								G-
Fluorene	0.20		ug/L	U	YES	UJ							UJ								G-
Hexachlorobenzene	0.20		ug/L	U	YES	UJ							UJ								G-
Hexachlorobutadiene	1.0		ug/L	U	YES	UJ							UJ								G-
Hexachlorocyclopentadiene	10		ug/L	U	YES	R				R			UJ								G-,J-

* Overall result qualifier reflects summation of qualifiers added during automated data review and any qualifiers added manually for categories not assessed by automated data review

Sample Qualification Report with Reason Codes (All Results sorted by Client Sample ID)

Client Sample ID : FWGLL12mw-188C-0595-GW **Lab Report Batch :** A8A300102 **Lab ID :** STLCAN

Sample Date : 01/29/2008 **Analysis Type: RES** **Sample Matrix :** AQ

Lab Sample ID: A8A300102008

Reviewed By / Date : ASD 3/5/2008 **Approved By / Date :** Heather Mellen 3/18/08

Analyte Name	Result	Uncertainty / Error	Result Units	Lab Qual	Rep Res	Overall Qual*	Temp	HT	MB	LCS	MS	Lab Dup	Surr	Rep Limit	Moist Tot/Dis	Field QC	Tune	IC	ICV	CV / CCV	Reason Codes
Analysis Method : 8270C						**Dilution: 1**															
Hexachloroethane	1.0		ug/L	U	YES	UJ							UJ								G-
Indeno(1,2,3-cd)pyrene	0.20		ug/L	U	YES	UJ							UJ								G-
Isophorone	1.0		ug/L	U	YES	UJ							UJ								G-
Naphthalene	0.20		ug/L	U	YES	UJ							UJ								G-
Nitrobenzene	1.0		ug/L	U	YES	UJ							UJ								G-
N-nitroso-di-n-propylamine	1.0		ug/L	U	YES	UJ							UJ								G-
N-Nitrosodiphenylamine	1.0		ug/L	U	YES	UJ							UJ								G-
Pentachlorophenol	5.0		ug/L	U	YES	UJ							UJ								Pm-,G-
Phenanthrene	0.20		ug/L	U	YES	UJ							UJ								G-
Phenol	1.0		ug/L	U	YES	UJ							UJ								G-
Pyrene	0.20		ug/L	U	YES	UJ							UJ								G-
Analysis Method : 9012A						**Dilution: 1**															
Cyanide	0.010		mg/L	U	YES																

* Overall result qualifier reflects summation of qualifiers added during automated data review and any qualifiers added manually for categories not assessed by automated data review

Sample Qualification Report with Reason Codes (All Results sorted by Client Sample ID)

Client Sample ID : FWGLL3mw-189C-0596-GF **Lab Report Batch :** A8A300102 **Lab ID :** STLCAN

Sample Date : 01/29/2008 **Analysis Type: RES/TOT** **Sample Matrix :** AQ

Lab Sample ID: A8A300102021

Reviewed By / Date : ASD 3/5/2008 **Approved By / Date :** 3/18/08

Analyte Name	Result	Uncertainty / Error	Result Units	Lab Qual	Rep Res	Overall Qual*	Temp	HT	MB	LCS	MS	Lab Dup	Surr	Rep Limit	Moist Tot/Dis	Field QC	Tune	IC	ICV	CV / CCV	Reason Codes
Analysis Method : 6010B						**Dilution: 1**															
Arsenic	5.0		ug/L	U	YES																
Barium	14.4		ug/L	J	YES																
Calcium	150000		ug/L	J	YES																
Chromium	5.0		ug/L	U	YES																
Cobalt	5.0		ug/L	U	YES																
Copper	5.0		ug/L	U	YES																
Lead	3.0		ug/L	U	YES																
Magnesium	70500		ug/L	J	YES																
Manganese	235		ug/L	J	YES																
Nickel	10.0		ug/L	U	YES																
Potassium	2230		ug/L	J	YES																
Selenium	5.0		ug/L	U	YES																
Silver	5.0		ug/L	U	YES																
Sodium	49700		ug/L		YES																
Vanadium	10.0		ug/L	U	YES																
Analysis Method : 6020						**Dilution: 1**															
Aluminum	49.9		ug/L	B	YES	J								J							L
Antimony	2.0		ug/L	U	YES																
Beryllium	1.0		ug/L	U	YES																
Cadmium	0.50		ug/L	U	YES																
Iron	119		ug/L		YES																
Thallium	1.0		ug/L	U	YES																
Zinc	6.4		ug/L	B J	YES	~~UJ~~ BS			~~U~~ B					J							L
Analysis Method : 7470A						**Dilution: 1**															
Mercury	0.20		ug/L	U	YES																

* Overall result qualifier reflects summation of qualifiers added during automated data review and any qualifiers added manually for categories not assessed by automated data review

Sample Qualification Report with Reason Codes (All Results sorted by Client Sample ID)

Client Sample ID : FWGLL3mw-189C-0596-GW
Lab Report Batch : A8A300102
Lab ID : STLCAN
Sample Date : 01/29/2008
Analysis Type: RE
Sample Matrix : AQ
Lab Sample ID: A8A300102020

Reviewed By / Date : ASD 3/5/2008
Approved By / Date : Heather McCoy 3/18/08

Analyte Name	Result	Uncertainty / Error	Result Units	Lab Qual	Rep Res	Overall Qual*	Temp	HT	MB	LCS	MS	Lab Dup	Surr	Rep Limit	Moist Tot/Dis	Field QC	Tune	IC	ICV	CV / CCV	Reason Codes
Analysis Method : 8270C								**Dilution: 1**													
2,4-Dinitrophenol	5.0		ug/L	U	YES	UJ		UJ													Pm-,D-
4,6-Dinitro-2-methylphenol	5.0		ug/L	U	YES	UJ		UJ													Pm-,D-

* Overall result qualifier reflects summation of qualifiers added during automated data review and any qualifiers added manually for categories not assessed by automated data review

Sample Qualification Report with Reason Codes (All Results sorted by Client Sample ID)

Client Sample ID : FWGLL3mw-189C-0596-GW **Lab Report Batch :** A8A300102 **Lab ID :** STLCAN

Sample Date : 01/29/2008 **Analysis Type: RES** **Sample Matrix :** AQ

Lab Sample ID: A8A300102020

Reviewed By / Date : ASD 3/5/2008 **Approved By / Date :** Heather McAvoy 3/18/08

Analyte Name	Result	Uncertainty / Error	Result Units	Lab Qual	Rep Res	Overall Qual*	Temp	HT	MB	LCS	MS	Lab Dup	Surr	Rep Limit	Moist Tot/Dis	Field QC	Tune	IC	ICV	CV / CCV	Reason Codes
Analysis Method : 353.2						**Dilution: 1**															
Nitrate as N (NO3-N)	0.1		mg/L	U	YES																
Analysis Method : 8081A						**Dilution: 1**															
4,4'-DDD	0.030		ug/L	U	YES	UJ							UJ								G-
4,4'-DDE	0.030		ug/L	U	YES	UJ							UJ								G-
4,4'-DDT	0.030		ug/L	U	YES	UJ							UJ								G-
Aldrin	0.030		ug/L	U	YES	UJ							UJ								G-
alpha-BHC	0.030		ug/L	U	YES	UJ							UJ								G-
alpha-Chordane	0.030		ug/L	U	YES	UJ							UJ								G-
beta-BHC	0.030		ug/L	U	YES	UJ							UJ								G-
delta-BHC	0.030		ug/L	U	YES	UJ							UJ								G-
Dieldrin	0.030		ug/L	U	YES	UJ							UJ								G-
Endosulfan I	0.025		ug/L	U	YES	UJ							UJ								G-
Endosulfan II	0.025		ug/L	U	YES	UJ							UJ								G-
Endosulfan sulfate	0.030		ug/L	U	YES	UJ							UJ								G-
Endrin	0.030		ug/L	U	YES	UJ							UJ								G-
Endrin aldehyde	0.030		ug/L	U	YES	UJ							UJ								G-
Endrin ketone	0.030		ug/L	U	YES	UJ							UJ								G-
gamma-BHC	0.030		ug/L	U	YES	UJ							UJ								G-
gamma-Chlordane	0.030		ug/L	U	YES	UJ							UJ								G-
Heptachlor	0.030		ug/L	U	YES	UJ							UJ								G-
Heptachlor epoxide	0.030		ug/L	U	YES	UJ							UJ								G-
Methoxychlor	0.10		ug/L	U	YES	UJ							UJ								G-
Toxaphene	2.0		ug/L	U	YES	UJ							UJ								G-
Analysis Method : 8082						**Dilution: 1**															
Aroclor 1016	0.50		ug/L	U	YES	UJ							UJ								G-
Aroclor 1221	0.50		ug/L	U	YES	UJ							UJ								G-
Aroclor 1232	0.50		ug/L	U	YES	UJ							UJ								G-
Aroclor 1242	0.50		ug/L	U	YES	UJ							UJ								G-
Aroclor 1248	0.50		ug/L	U	YES	UJ							UJ								G-
Aroclor 1254	0.50		ug/L	U	YES	UJ							UJ								G-
Aroclor 1260	0.50		ug/L	U	YES	UJ							UJ								G-
Analysis Method : 8260B						**Dilution: 1**															

* Overall result qualifier reflects summation of qualifiers added during automated data review and any qualifiers added manually for categories not assessed by automated data review

Sample Qualification Report with Reason Codes (All Results sorted by Client Sample ID)

Client Sample ID : FWGLL3mw-189C-0596-GW
Lab Report Batch : A8A300102
Lab ID : STLCAN
Sample Date : 01/29/2008
Analysis Type: RES
Sample Matrix : AQ
Lab Sample ID: A8A300102020

Reviewed By / Date : ASD 3/5/2008
Approved By / Date : Heather Hedley 3/18/08

Analyte Name	Result	Uncertainty / Error	Result Units	Lab Qual	Rep Res	Overall Qual*	Temp	HT	MB	LCS	MS	Lab Dup	Surr	Rep Limit	Moist Tot/Dis	Field QC	Tune	IC	ICV	CV / CCV	Reason Codes
Analysis Method : 8260B						**Dilution: 1**															
1,1,1-Trichloroethane	1.0		ug/L	U	YES																
1,1,2,2-Tetrachloroethane	1.0		ug/L	U	YES																
1,1,2-Trichloroethane	1.0		ug/L	U	YES																
1,1-Dichloroethane	1.0		ug/L	U	YES																
1,1-Dichloroethene	1.0		ug/L	U	YES																
1,2-Dibromoethane	1.0		ug/L	U	YES																
1,2-Dichloroethane	1.0		ug/L	U	YES																
1,2-Dichloroethene (total)	1.0		ug/L	U	YES																
1,2-Dichloropropane	1.0		ug/L	U	YES																
2-Butanone	10		ug/L	U	YES	UJ															Pm-
2-Hexanone	10		ug/L	U	YES																
4-Methyl-2-pentanone	10		ug/L	U	YES																
Acetone	10		ug/L	U	YES	UJ															Pm-
Benzene	1.0		ug/L	U	YES																
Bromochloromethane	1.0		ug/L	U	YES																
Bromodichloromethane	1.0		ug/L	U	YES																
Bromoform	1.0		ug/L	U	YES	UJ															Pm-
Bromomethane	1.0		ug/L	U	YES																
Carbon disulfide	1.0		ug/L	U	YES																
Carbon tetrachloride	1.0		ug/L	U	YES																
Chlorobenzene	1.0		ug/L	U	YES																
Chloroethane	1.0		ug/L	U	YES																
Chloroform	1.0		ug/L	U	YES																
Chloromethane	1.0		ug/L	U	YES																
cis-1,2-Dichloroethene	1.0		ug/L	U	YES																
cis-1,3-Dichloropropene	1.0		ug/L	U	YES																
Dibromochloromethane	1.0		ug/L	U	YES																
Ethylbenzene	1.0		ug/L	U	YES																
M&P-XYLENES	2.0		ug/L	U	YES																
Methylene chloride	2.0		ug/L	U	YES	UJ															Pj-
o-Xylene	1.0		ug/L	U	YES																

* Overall result qualifier reflects summation of qualifiers added during automated data review and any qualifiers added manually for categories not assessed by automated data review

Sample Qualification Report with Reason Codes (All Results sorted by Client Sample ID)

Client Sample ID : FWGLL3mw-189C-0596-GW **Lab Report Batch :** A8A300102 **Lab ID :** STLCAN

Sample Date : 01/29/2008 **Analysis Type: RES** **Sample Matrix :** AQ

Lab Sample ID: A8A300102020

Reviewed By / Date : ASD 3/5/2008 **Approved By / Date :** Heather Meeny 3/18/08

Analyte Name	Result	Uncertainty / Error	Result Units	Lab Qual	Rep Res	Overall Qual*	Temp	HT	MB	LCS	MS	Lab Dup	Surr	Rep Limit	Moist Tot/Dis	Field QC	Tune	IC	ICV	CV / CCV	Reason Codes
Analysis Method : 8260B						**Dilution: 1**															
Styrene	1.0		ug/L	U	YES																
Tetrachloroethene	1.0		ug/L	U	YES																
Toluene	1.0		ug/L	U	YES																
TOTAL XYLENES	2.0		ug/L	U	YES																
trans-1,2-Dichloroethene	1.0		ug/L	U	YES																
trans-1,3-Dichloropropene	1.0		ug/L	U	YES																
Trichloroethene	1.0		ug/L	U	YES																
Vinyl chloride	1.0		ug/L	U	YES																
Analysis Method : 8270C						**Dilution: 1**															
1,2,4-Trichlorobenzene	1.0		ug/L	U	YES																
1,2-Dichlorobenzene	1.0		ug/L	U	YES																
1,3-Dichlorobenzene	1.0		ug/L	U	YES																
1,4-Dichlorobenzene	1.0		ug/L	U	YES																
2,2-OXYBIS (1-CHLOROPROPANE)	1.0		ug/L	U	YES																
2,4,5-Trichlorophenol	5.0		ug/L	U	YES																
2,4,6-Trichlorophenol	5.0		ug/L	U	YES																
2,4-Dichlorophenol	2.0		ug/L	U	YES																
2,4-Dimethylphenol	2.0		ug/L	U	YES																
2,4-Dinitrotoluene	5.0		ug/L	U	YES																
2,6-Dinitrotoluene	5.0		ug/L	U	YES																
2-Chloronaphthalene	1.0		ug/L	U	YES																
2-Chlorophenol	1.0		ug/L	U	YES																
2-Methylnaphthalene	0.20		ug/L	U	YES																
2-Methylphenol	1.0		ug/L	U	YES																
2-Nitroaniline	2.0		ug/L	U	YES																
2-Nitrophenol	2.0		ug/L	U	YES																
3,3'-Dichlorobenzidine	5.0		ug/L	U	YES																
3-Nitroaniline	2.0		ug/L	U	YES																
4-Bromophenyl phenyl ether	2.0		ug/L	U	YES																
4-Chloro-3-methylphenol	2.0		ug/L	U	YES																
4-Chloroaniline	2.0		ug/L	U	YES																

* Overall result qualifier reflects summation of qualifiers added during automated data review and any qualifiers added manually for categories not assessed by automated data review

Sample Qualification Report with Reason Codes (All Results sorted by Client Sample ID)

Client Sample ID : FWGLL3mw-189C-0596-GW **Lab Report Batch :** A8A300102 **Lab ID :** STLCAN

Sample Date : 01/29/2008 **Analysis Type: RES** **Sample Matrix :** AQ

Lab Sample ID: A8A300102020

Reviewed By / Date : ASD 3/5/2008 **Approved By / Date :** Heather Medley 3/18/08

Analyte Name	Result	Uncertainty / Error	Result Units	Lab Qual	Rep Res	Overall Qual*	Temp	HT	MB	LCS	MS	Lab Dup	Surr	Rep Limit	Moist Tot/Dis	Field QC	Tune	IC	ICV	CV / CCV	Reason Codes
Analysis Method : 8270C						**Dilution: 1**															
4-Chlorophenyl phenyl ether	2.0		ug/L	U	YES																
4-Methylphenol	1.0		ug/L	U	YES																
4-Nitroanaline	2.0		ug/L	U	YES																
4-Nitrophenol	5.0		ug/L	U	YES																
Acenaphthene	0.20		ug/L	U	YES																
Acenaphthylene	0.20		ug/L	U	YES																
Anthracene	0.20		ug/L	U	YES																
Benzo(a)anthracene	0.20		ug/L	U	YES																
Benzo(a)pyrene	0.20		ug/L	U	YES																
Benzo(b)fluoranthene	0.20		ug/L	U	YES																
BENZO(G,H,I)PERYLENE	0.20		ug/L	U	YES																
Benzo(k)fluoranthene	0.20		ug/L	U	YES																
Benzoic acid	10		ug/L	U	YES	R				R											J-
Benzyl alcohol	5.0		ug/L	U	YES																
bis(2-Chloroethoxy)methane	1.0		ug/L	U	YES																
bis(2-Chloroethyl) ether	1.0		ug/L	U	YES																
bis(2-Ethylhexyl) phthalate	1.1		ug/L	J	YES	J								J							L
Butylbenzyl Phthalate	1.0		ug/L	U	YES																
Carbazole	1.0		ug/L	U	YES																
Chrysene	0.20		ug/L	U	YES																
dibenzo(a,h)anthracene	0.20		ug/L	U	YES																
Dibenzofuran	1.0		ug/L	U	YES																
Diethyl phthalate	1.0		ug/L	U	YES																
Dimethyl phthalate	1.0		ug/L	U	YES																
Di-n-butyl phthalate	1.0		ug/L	U	YES																
Di-n-octyl phthalate	1.0		ug/L	U	YES																
Fluoranthene	0.20		ug/L	U	YES																
Fluorene	0.20		ug/L	U	YES																
Hexachlorobenzene	0.20		ug/L	U	YES																
Hexachlorobutadiene	1.0		ug/L	U	YES																
Hexachlorocyclopentadiene	10		ug/L	U	YES	R				R											J-

* Overall result qualifier reflects summation of qualifiers added during automated data review and any qualifiers added manually for categories not assessed by automated data review

Sample Qualification Report with Reason Codes (All Results sorted by Client Sample ID)

Client Sample ID : FWGLL3mw-189C-0596-GW **Lab Report Batch :** A8A300102 **Lab ID :** STLCAN

Sample Date : 01/29/2008 **Analysis Type: RES** **Sample Matrix :** AQ

Lab Sample ID: A8A300102020

Reviewed By / Date : ASD 3/5/2008 **Approved By / Date :** 3/18/08

Analyte Name	Result	Uncertainty / Error	Result Units	Lab Qual	Rep Res	Overall Qual*	Temp	HT	MB	LCS	MS	Lab Dup	Surr	Rep Limit	Moist Tot/Dis	Field QC	Tune	IC	ICV	CV / CCV	Reason Codes
Analysis Method : 8270C						**Dilution: 1**															
Hexachloroethane	1.0		ug/L	U	YES																
Indeno(1,2,3-cd)pyrene	0.20		ug/L	U	YES																
Isophorone	1.0		ug/L	U	YES																
Naphthalene	0.20		ug/L	U	YES																
Nitrobenzene	1.0		ug/L	U	YES																
N-nitroso-di-n-propylamine	1.0		ug/L	U	YES																
N-Nitrosodiphenylamine	1.0		ug/L	U	YES																
Pentachlorophenol	5.0		ug/L	U	YES	UJ															Pm-
Phenanthrene	0.20		ug/L	U	YES																
Phenol	1.0		ug/L	U	YES																
Pyrene	0.20		ug/L	U	YES																
Analysis Method : 9012A						**Dilution: 1**															
Cyanide	0.010		mg/L	U	YES																

* Overall result qualifier reflects summation of qualifiers added during automated data review and any qualifiers added manually for categories not assessed by automated data review

Sample Qualification Report with Reason Codes (All Results sorted by Client Sample ID)

Client Sample ID : FWGLL3mw-232C-0575-GF **Lab Report Batch :** A8A300102 **Lab ID :** STLCAN

Sample Date : 01/29/2008 **Analysis Type: RES/TOT** **Sample Matrix :** AQ

Lab Sample ID: A8A300102002

Reviewed By / Date : ASD 3/5/2008 **Approved By / Date :** Deedra Medley 3/18/08

Analyte Name	Result	Uncertainty / Error	Result Units	Lab Qual	Rep Res	Overall Qual*	Temp	HT	MB	LCS	MS	Lab Dup	Surr	Rep Limit	Moist Tot/Dis	Field QC	Tune	IC	ICV	CV / CCV	Reason Codes
Analysis Method : 6010B						**Dilution: 1**															
Arsenic	5.0		ug/L	U	YES																
Barium	28.2		ug/L	J	YES																
Calcium	55800		ug/L	J	YES																
Chromium	5.0		ug/L	U	YES																
Cobalt	5.0		ug/L	U	YES																
Copper	5.0		ug/L	U	YES																
Lead	3.0		ug/L	U	YES																
Magnesium	36200		ug/L	J	YES																
Manganese	458		ug/L	J	YES																
Nickel	6.1		ug/L	B	YES	J								J							L
Potassium	4350		ug/L	J	YES																
Selenium	5.0		ug/L	U	YES																
Silver	5.0		ug/L	U	YES																
Sodium	8180		ug/L		YES																
Vanadium	10.0		ug/L	U	YES																
Analysis Method : 6020						**Dilution: 1**															
Aluminum	50.0		ug/L	U	YES																
Antimony	2.0		ug/L	U	YES																
Beryllium	1.0		ug/L	U	YES																
Cadmium	0.50		ug/L	U	YES																
Iron	292		ug/L		YES																
Thallium	1.0		ug/L	U	YES	~~J~~ KO 3/17/08															
Zinc	8.1		ug/L	B J	YES	~~J~~ BJ			~~U~~ B					J							L, F
Analysis Method : 7470A						**Dilution: 1**															
Mercury	0.20		ug/L	U	YES																

* Overall result qualifier reflects summation of qualifiers added during automated data review and any qualifiers added manually for categories not assessed by automated data review

Sample Qualification Report with Reason Codes (All Results sorted by Client Sample ID)

Client Sample ID : FWGLL3mw-232C-0575-GW **Lab Report Batch :** A8A300102 **Lab ID :** STLCAN

Sample Date : 01/29/2008 **Analysis Type: RE** **Sample Matrix :** AQ

Lab Sample ID: A8A300102001

Reviewed By / Date : ASD 3/5/2008 **Approved By / Date :** Heather McCleery 3/18/08

Analyte Name	Result	Uncertainty / Error	Result Units	Lab Qual	Rep Res	Overall Qual*	Temp	HT	MB	LCS	MS	Lab Dup	Surr	Rep Limit	Moist Tot/Dis	Field QC	Tune	IC	ICV	CV / CCV	Reason Codes
Analysis Method : 8270C						**Dilution: 1**															
2,4-Dinitrophenol	5.0		ug/L	U	YES	UJ		UJ													Pm-,D-
4,6-Dinitro-2-methylphenol	5.0		ug/L	U	YES	UJ		UJ													Pm-,D-

* Overall result qualifier reflects summation of qualifiers added during automated data review and any qualifiers added manually for categories not assessed by automated data review

Sample Qualification Report with Reason Codes (All Results sorted by Client Sample ID)

Client Sample ID : FWGLL3mw-232C-0575-GW **Lab Report Batch :** A8A300102 **Lab ID :** STLCAN

Sample Date : 01/29/2008 **Analysis Type: RES** **Sample Matrix :** AQ

Lab Sample ID: A8A300102001

Reviewed By / Date : ASD 3/5/2008 **Approved By / Date :** Heather Medley 3/18/08

Analyte Name	Result	Uncertainty / Error	Result Units	Lab Qual	Rep Res	Overall Qual*	Temp	HT	MB	LCS	MS	Lab Dup	Surr	Rep Limit	Moist Tot/Dis	Field QC	Tune	IC	ICV	CV / CCV	Reason Codes
Analysis Method : 8081A						**Dilution: 1**															
4,4'-DDD	0.030		ug/L	U	YES																
4,4'-DDE	0.030		ug/L	U	YES																
4,4'-DDT	0.030		ug/L	U	YES																
Aldrin	0.030		ug/L	U	YES																
alpha-BHC	0.030		ug/L	U	YES																
alpha-Chordane	0.030		ug/L	U	YES																
beta-BHC	0.030		ug/L	U	YES																
delta-BHC	0.030		ug/L	U	YES																
Dieldrin	0.030		ug/L	U	YES																
Endosulfan I	0.025		ug/L	U	YES																
Endosulfan II	0.025		ug/L	U	YES																
Endosulfan sulfate	0.030		ug/L	U	YES																
Endrin	0.030		ug/L	U	YES																
Endrin aldehyde	0.030		ug/L	U	YES																
Endrin ketone	0.030		ug/L	U	YES																
gamma-BHC	0.030		ug/L	U	YES																
gamma-Chlordane	0.030		ug/L	U	YES																
Heptachlor	0.030		ug/L	U	YES																
Heptachlor epoxide	0.030		ug/L	U	YES																
Methoxychlor	0.10		ug/L	U	YES																
Toxaphene	2.0		ug/L	U	YES																
Analysis Method : 8082						**Dilution: 1**															
Aroclor 1016	0.50		ug/L	U	YES																
Aroclor 1221	0.50		ug/L	U	YES																
Aroclor 1232	0.50		ug/L	U	YES																
Aroclor 1242	0.50		ug/L	U	YES																
Aroclor 1248	0.50		ug/L	U	YES																
Aroclor 1254	0.50		ug/L	U	YES																
Aroclor 1260	0.50		ug/L	U	YES																
Analysis Method : 8260B						**Dilution: 1**															
1,1,1-Trichloroethane	1.0		ug/L	U	YES																
1,1,2,2-Tetrachloroethane	1.0		ug/L	U	YES																

* Overall result qualifier reflects summation of qualifiers added during automated data review and any qualifiers added manually for categories not assessed by automated data review

Sample Qualification Report with Reason Codes (All Results sorted by Client Sample ID)

Client Sample ID : FWGLL3mw-232C-0575-GW **Lab Report Batch :** A8A300102 **Lab ID :** STLCAN

Sample Date : 01/29/2008 **Analysis Type: RES** **Sample Matrix :** AQ

Lab Sample ID: A8A300102001

Reviewed By / Date : ASD 3/5/2008 **Approved By / Date :** Daphne Neely 3/18/08

Analyte Name	Result	Uncertainty / Error	Result Units	Lab Qual	Rep Res	Overall Qual*	Temp	HT	MB	LCS	MS	Lab Dup	Surr	Rep Limit	Moist Tot/Dis	Field QC	Tune	IC	ICV	CV / CCV	Reason Codes
Analysis Method : 8260B						**Dilution: 1**															
1,1,2-Trichloroethane	1.0		ug/L	U	YES																
1,1-Dichloroethane	1.0		ug/L	U	YES																
1,1-Dichloroethene	1.0		ug/L	U	YES																
1,2-Dibromoethane	1.0		ug/L	U	YES																
1,2-Dichloroethane	1.0		ug/L	U	YES																
1,2-Dichloroethene (total)	1.0		ug/L	U	YES																
1,2-Dichloropropane	1.0		ug/L	U	YES																
2-Butanone	10		ug/L	U	YES	UJ															Pm-
2-Hexanone	10		ug/L	U	YES																
4-Methyl-2-pentanone	10		ug/L	U	YES																
Acetone	10		ug/L	U	YES	UJ															Pm-
Benzene	1.0		ug/L	U	YES																
Bromochloromethane	1.0		ug/L	U	YES																
Bromodichloromethane	1.0		ug/L	U	YES																
Bromoform	1.0		ug/L	U	YES	UJ															Pm-
Bromomethane	1.0		ug/L	U	YES																
Carbon disulfide	1.0		ug/L	U	YES																
Carbon tetrachloride	1.0		ug/L	U	YES																
Chlorobenzene	1.0		ug/L	U	YES																
Chloroethane	1.0		ug/L	U	YES																
Chloroform	1.0		ug/L	U	YES																
Chloromethane	1.0		ug/L	U	YES																
cis-1,2-Dichloroethene	1.0		ug/L	U	YES																
cis-1,3-Dichloropropene	1.0		ug/L	U	YES																
Dibromochloromethane	1.0		ug/L	U	YES																
Ethylbenzene	1.0		ug/L	U	YES																
M&P-XYLENES	2.0		ug/L	U	YES																
Methylene chloride	2.0		ug/L	U	YES	UJ															Pj-
o-Xylene	1.0		ug/L	U	YES																
Styrene	1.0		ug/L	U	YES																
Tetrachloroethene	1.0		ug/L	U	YES																

* Overall result qualifier reflects summation of qualifiers added during automated data review and any qualifiers added manually for categories not assessed by automated data review

Sample Qualification Report with Reason Codes (All Results sorted by Client Sample ID)

Client Sample ID : FWGLL3mw-232C-0575-GW **Lab Report Batch :** A8A300102 **Lab ID :** STLCAN

Sample Date : 01/29/2008 **Analysis Type: RES** **Sample Matrix :** AQ

Lab Sample ID: A8A300102001

Reviewed By / Date : ASD 3/5/2008 **Approved By / Date :** Heather Medley 3/18/08

Analyte Name	Result	Uncertainty / Error	Result Units	Lab Qual	Rep Res	Overall Qual*	Temp	HT	MB	LCS	MS	Lab Dup	Surr	Rep Limit	Moist Tot/Dis	Field QC	Tune	IC	ICV	CV / CCV	Reason Codes
Analysis Method : 8260B						**Dilution: 1**															
Toluene	1.0		ug/L	U	YES																
TOTAL XYLENES	2.0		ug/L	U	YES																
trans-1,2-Dichloroethene	1.0		ug/L	U	YES																
trans-1,3-Dichloropropene	1.0		ug/L	U	YES																
Trichloroethene	1.0		ug/L	U	YES																
Vinyl chloride	1.0		ug/L	U	YES																
Analysis Method : 8270C						**Dilution: 1**															
1,2,4-Trichlorobenzene	1.0		ug/L	U	YES																
1,2-Dichlorobenzene	1.0		ug/L	U	YES																
1,3-Dichlorobenzene	1.0		ug/L	U	YES																
1,4-Dichlorobenzene	1.0		ug/L	U	YES																
2,2-OXYBIS (1-CHLOROPROPANE)	1.0		ug/L	U	YES																
2,4,5-Trichlorophenol	5.0		ug/L	U	YES																
2,4,6-Trichlorophenol	5.0		ug/L	U	YES																
2,4-Dichlorophenol	2.0		ug/L	U	YES																
2,4-Dimethylphenol	2.0		ug/L	U	YES																
2,4-Dinitrotoluene	5.0		ug/L	U	YES																
2,6-Dinitrotoluene	5.0		ug/L	U	YES																
2-Chloronaphthalene	1.0		ug/L	U	YES																
2-Chlorophenol	1.0		ug/L	U	YES																
2-Methylnaphthalene	0.20		ug/L	U	YES																
2-Methylphenol	1.0		ug/L	U	YES																
2-Nitroaniline	2.0		ug/L	U	YES																
2-Nitrophenol	2.0		ug/L	U	YES																
3,3'-Dichlorobenzidine	5.0		ug/L	U	YES																
3-Nitroaniline	2.0		ug/L	U	YES																
4-Bromophenyl phenyl ether	2.0		ug/L	U	YES																
4-Chloro-3-methylphenol	2.0		ug/L	U	YES																
4-Chloroaniline	2.0		ug/L	U	YES																
4-Chlorophenyl phenyl ether	2.0		ug/L	U	YES																
4-Methylphenol	1.0		ug/L	U	YES																

* Overall result qualifier reflects summation of qualifiers added during automated data review and any qualifiers added manually for categories not assessed by automated data review

Sample Qualification Report with Reason Codes (All Results sorted by Client Sample ID)

Client Sample ID : FWGLL3mw-232C-0575-GW **Lab Report Batch :** A8A300102 **Lab ID :** STLCAN

Sample Date : 01/29/2008 **Analysis Type: RES** **Sample Matrix :** AQ

Lab Sample ID: A8A300102001

Reviewed By / Date : ASD 3/5/2008 **Approved By / Date :** Deetha Reddy 3/18/08

Analyte Name	Result	Uncertainty / Error	Result Units	Lab Qual	Rep Res	Overall Qual*	Temp	HT	MB	LCS	MS	Lab Dup	Surr	Rep Limit	Moist Tot/Dis	Field QC	Tune	IC	ICV	CV / CCV	Reason Codes
Analysis Method : 8270C						**Dilution: 1**															
4-Nitroanaline	2.0		ug/L	U	YES																
4-Nitrophenol	5.0		ug/L	U	YES																
Acenaphthene	0.20		ug/L	U	YES																
Acenaphthylene	0.20		ug/L	U	YES																
Anthracene	0.20		ug/L	U	YES																
Benzo(a)anthracene	0.20		ug/L	U	YES																
Benzo(a)pyrene	0.20		ug/L	U	YES																
Benzo(b)fluoranthene	0.20		ug/L	U	YES																
BENZO(G,H,I)PERYLENE	0.20		ug/L	U	YES																
Benzo(k)fluoranthene	0.20		ug/L	U	YES																
Benzoic acid	10		ug/L	U	YES	R				R	UJ										I,J-,H-
Benzyl alcohol	5.0		ug/L	U	YES																
bis(2-Chloroethoxy)methane	1.0		ug/L	U	YES																
bis(2-Chloroethyl) ether	1.0		ug/L	U	YES																
bis(2-Ethylhexyl) phthalate	4.3		ug/L	J	YES	J								J							L
Butylbenzyl Phthalate	1.0		ug/L	U	YES																
Carbazole	1.0		ug/L	U	YES																
Chrysene	0.20		ug/L	U	YES																
dibenzo(a,h)anthracene	0.20		ug/L	U	YES																
Dibenzofuran	1.0		ug/L	U	YES																
Diethyl phthalate	1.0		ug/L	U	YES																
Dimethyl phthalate	1.0		ug/L	U	YES																
Di-n-butyl phthalate	1.0		ug/L	U	YES																
Di-n-octyl phthalate	1.0		ug/L	U	YES																
Fluoranthene	0.20		ug/L	U	YES																
Fluorene	0.20		ug/L	U	YES																
Hexachlorobenzene	0.20		ug/L	U	YES																
Hexachlorobutadiene	1.0		ug/L	U	YES																
Hexachlorocyclopentadiene	10		ug/L	U	YES	R				R	UJ										H-,J-
Hexachloroethane	1.0		ug/L	U	YES																
Indeno(1,2,3-cd)pyrene	0.20		ug/L	U	YES																

* Overall result qualifier reflects summation of qualifiers added during automated data review and any qualifiers added manually for categories not assessed by automated data review

Sample Qualification Report with Reason Codes (All Results sorted by Client Sample ID)

Client Sample ID : FWGLL3mw-232C-0575-GW
Lab Report Batch : A8A300102
Lab ID : STLCAN
Sample Date : 01/29/2008
Analysis Type: RES
Sample Matrix : AQ
Lab Sample ID: A8A300102001

Reviewed By / Date : ASD 3/5/2008
Approved By / Date : Heather Nudell 3/18/08

Analyte Name	Result	Uncertainty / Error	Result Units	Lab Qual	Rep Res	Overall Qual*	Temp	HT	MB	LCS	MS	Lab Dup	Surr	Rep Limit	Moist Tot/Dis	Field QC	Tune	IC	ICV	CV / CCV	Reason Codes
Analysis Method : 8270C						**Dilution: 1**															
Isophorone	1.0		ug/L	U	YES																
Naphthalene	0.20		ug/L	U	YES																
Nitrobenzene	1.0		ug/L	U	YES																
N-nitroso-di-n-propylamine	1.0		ug/L	U	YES																
N-Nitrosodiphenylamine	1.0		ug/L	U	YES																
Pentachlorophenol	5.0		ug/L	U	YES	UJ															Pm-
Phenanthrene	0.20		ug/L	U	YES																
Phenol	1.0		ug/L	U	YES																
Pyrene	0.20		ug/L	U	YES																
Analysis Method : 9012A						**Dilution: 1**															
Cyanide	0.010		mg/L	U	YES																

* Overall result qualifier reflects summation of qualifiers added during automated data review and any qualifiers added manually for categories not assessed by automated data review

Sample Qualification Report with Reason Codes (All Results sorted by Client Sample ID)

Client Sample ID : FWGLL3mw-233C-0576-GF **Lab Report Batch :** A8A300102 **Lab ID :** STLCAN

Sample Date : 01/29/2008 **Analysis Type: RES/TOT** **Sample Matrix :** AQ

Lab Sample ID: A8A300102004

Reviewed By / Date : ASD 3/5/2008 **Approved By / Date :** Heather Mulloy 3/18/08

Analyte Name	Result	Uncertainty / Error	Result Units	Lab Qual	Rep Res	Overall Qual*	Temp	HT	MB	LCS	MS	Lab Dup	Surr	Rep Limit	Moist Tot/Dis	Field QC	Tune	IC	ICV	CV / CCV	Reason Codes
Analysis Method : 6010B						**Dilution: 1**															
Arsenic	5.0		ug/L	U	YES																
Barium	25.7		ug/L	J	YES																
Calcium	39500		ug/L	J	YES																
Chromium	5.0		ug/L	U	YES																
Cobalt	3.5		ug/L	B	YES	J								J							L
Copper	5.0		ug/L	U	YES																
Lead	3.0		ug/L	U	YES																
Magnesium	17500		ug/L	J	YES																
Manganese	1410		ug/L	J	YES																
Nickel	21.2		ug/L		YES																
Potassium	2200		ug/L	J	YES																
Selenium	5.0		ug/L	U	YES																
Silver	5.0		ug/L	U	YES																
Sodium	8970		ug/L		YES																
Vanadium	10.0		ug/L	U	YES																
Analysis Method : 6020						**Dilution: 1**															
Aluminum	50.0		ug/L	U	YES																
Antimony	0.14		ug/L	B	YES	J								J							L
Beryllium	1.0		ug/L	U	YES																
Cadmium	0.50		ug/L	U	YES																
Iron	4840		ug/L		YES																
Thallium	1.0		ug/L	U	YES																
Zinc	18.2		ug/L	J	YES		180 3/17/08														F
Analysis Method : 7470A						**Dilution: 1**															
Mercury	0.20		ug/L	U	YES																

* Overall result qualifier reflects summation of qualifiers added during automated data review and any qualifiers added manually for categories not assessed by automated data review

Sample Qualification Report with Reason Codes (All Results sorted by Client Sample ID)

Client Sample ID : FWGLL3mw-233C-0576-GW **Lab Report Batch :** A8A300102 **Lab ID :** STLCAN

Sample Date : 01/29/2008 **Analysis Type: RE** **Sample Matrix :** AQ

Lab Sample ID: A8A300102003

Reviewed By / Date : ASD 3/5/2008 **Approved By / Date :** Heather Medley 3/18/08

Analyte Name	Result	Uncertainty / Error	Result Units	Lab Qual	Rep Res	Overall Qual*	Temp	HT	MB	LCS	MS	Lab Dup	Surr	Rep Limit	Moist Tot/Dis	Field QC	Tune	IC	ICV	CV / CCV	Reason Codes
Analysis Method : 8270C						**Dilution: 1**															
2,4-Dinitrophenol	5.0		ug/L	U	YES	**UJ**		UJ													Pm-,D-
4,6-Dinitro-2-methylphenol	5.0		ug/L	U	YES	**UJ**		UJ													Pm-,D-

* Overall result qualifier reflects summation of qualifiers added during automated data review and any qualifiers added manually for categories not assessed by automated data review

Sample Qualification Report with Reason Codes (All Results sorted by Client Sample ID)

Client Sample ID : FWGLL3mw-233C-0576-GW **Lab Report Batch :** A8A300102 **Lab ID :** STLCAN

Sample Date : 01/29/2008 **Analysis Type: RES** **Sample Matrix :** AQ

Lab Sample ID: A8A300102003

Reviewed By / Date : ASD 3/5/2008 **Approved By / Date :** Heather Healey 3/5/08

Analyte Name	Result	Uncertainty / Error	Result Units	Lab Qual	Rep Res	Overall Qual*	Temp	HT	MB	LCS	MS	Lab Dup	Surr	Rep Limit	Moist Tot/Dis	Field QC	Tune	IC	ICV	CV / CCV	Reason Codes
Analysis Method : 8081A						**Dilution: 1**															
4,4'-DDD	0.030		ug/L	U	YES	UJ							UJ								G-
4,4'-DDE	0.030		ug/L	U	YES	UJ							UJ								G-
4,4'-DDT	0.030		ug/L	U	YES	UJ							UJ								G-
Aldrin	0.030		ug/L	U	YES	UJ							UJ								G-
alpha-BHC	0.030		ug/L	U	YES	UJ							UJ								G-
alpha-Chordane	0.030		ug/L	U	YES	UJ							UJ								G-
beta-BHC	0.030		ug/L	U	YES	UJ							UJ								G-
delta-BHC	0.030		ug/L	U	YES	UJ							UJ								G-
Dieldrin	0.030		ug/L	U	YES	UJ							UJ								G-
Endosulfan I	0.025		ug/L	U	YES	UJ							UJ								G-
Endosulfan II	0.025		ug/L	U	YES	UJ							UJ								G-
Endosulfan sulfate	0.030		ug/L	U	YES	UJ							UJ								G-
Endrin	0.030		ug/L	U	YES	UJ							UJ								G-
Endrin aldehyde	0.030		ug/L	U	YES	UJ							UJ								G-
Endrin ketone	0.030		ug/L	U	YES	UJ							UJ								G-
gamma-BHC	0.030		ug/L	U	YES	UJ							UJ								G-
gamma-Chlordane	0.030		ug/L	U	YES	UJ							UJ								G-
Heptachlor	0.030		ug/L	U	YES	UJ							UJ								G-
Heptachlor epoxide	0.030		ug/L	U	YES	UJ							UJ								G-
Methoxychlor	0.10		ug/L	U	YES	UJ							UJ								G-
Toxaphene	2.0		ug/L	U	YES	UJ							UJ								G-
Analysis Method : 8082						**Dilution: 1**															
Aroclor 1016	0.50		ug/L	U	YES	UJ							UJ								G-
Aroclor 1221	0.50		ug/L	U	YES	UJ							UJ								G-
Aroclor 1232	0.50		ug/L	U	YES	UJ							UJ								G-
Aroclor 1242	0.50		ug/L	U	YES	UJ							UJ								G-
Aroclor 1248	0.50		ug/L	U	YES	UJ							UJ								G-
Aroclor 1254	0.50		ug/L	U	YES	UJ							UJ								G-
Aroclor 1260	0.50		ug/L	U	YES	UJ							UJ								G-
Analysis Method : 8260B						**Dilution: 1**															
1,1,1-Trichloroethane	1.0		ug/L	U	YES																
1,1,2,2-Tetrachloroethane	1.0		ug/L	U	YES																

* Overall result qualifier reflects summation of qualifiers added during automated data review and any qualifiers added manually for categories not assessed by automated data review

Sample Qualification Report with Reason Codes (All Results sorted by Client Sample ID)

Client Sample ID : FWGLL3mw-233C-0576-GW **Lab Report Batch :** A8A300102 **Lab ID :** STLCAN

Sample Date : 01/29/2008 **Analysis Type: RES** **Sample Matrix :** AQ

Lab Sample ID: A8A300102003

Reviewed By / Date : ASD 3/5/2008 **Approved By / Date :** Heather Medley 3/18/08

Analyte Name	Result	Uncertainty / Error	Result Units	Lab Qual	Rep Res	Overall Qual*	Temp	HT	MB	LCS	MS	Lab Dup	Surr	Rep Limit	Moist Tot/Dis	Field QC	Tune	IC	ICV	CV / CCV	Reason Codes
Analysis Method : 8260B						**Dilution: 1**															
1,1,2-Trichloroethane	1.0		ug/L	U	YES																
1,1-Dichloroethane	1.0		ug/L	U	YES																
1,1-Dichloroethene	1.0		ug/L	U	YES																
1,2-Dibromoethane	1.0		ug/L	U	YES																
1,2-Dichloroethane	1.0		ug/L	U	YES																
1,2-Dichloroethene (total)	1.0		ug/L	U	YES																
1,2-Dichloropropane	1.0		ug/L	U	YES																
2-Butanone	10		ug/L	U	YES	UJ															Pm-
2-Hexanone	10		ug/L	U	YES																
4-Methyl-2-pentanone	10		ug/L	U	YES																
Acetone	10		ug/L	U	YES	~~UJ~~															~~Pm-~~
Benzene	1.0		ug/L	U	YES																
Bromochloromethane	1.0		ug/L	U	YES																
Bromodichloromethane	1.0		ug/L	U	YES																
Bromoform	1.0		ug/L	U	YES	UJ															Pm-
Bromomethane	1.0		ug/L	U	YES																
Carbon disulfide	1.0		ug/L	U	YES																
Carbon tetrachloride	1.0		ug/L	U	YES																
Chlorobenzene	1.0		ug/L	U	YES																
Chloroethane	1.0		ug/L	U	YES																
Chloroform	1.0		ug/L	U	YES																
Chloromethane	1.0		ug/L	U	YES																
cis-1,2-Dichloroethene	1.0		ug/L	U	YES																
cis-1,3-Dichloropropene	1.0		ug/L	U	YES																
Dibromochloromethane	1.0		ug/L	U	YES																
Ethylbenzene	1.0		ug/L	U	YES																
M&P-XYLENES	2.0		ug/L	U	YES																
Methylene chloride	2.0		ug/L	U	YES	UJ															Pj-
o-Xylene	1.0		ug/L	U	YES																
Styrene	1.0		ug/L	U	YES																
Tetrachloroethene	1.0		ug/L	U	YES																

* Overall result qualifier reflects summation of qualifiers added during automated data review and any qualifiers added manually for categories not assessed by automated data review

Sample Qualification Report with Reason Codes (All Results sorted by Client Sample ID)

Client Sample ID : FWGLL3mw-233C-0576-GW
Lab Report Batch : A8A300102
Lab ID : STLCAN
Sample Date : 01/29/2008
Analysis Type: RES
Sample Matrix : AQ
Lab Sample ID: A8A300102003

Reviewed By / Date : ASD 3/5/2008
Approved By / Date : Heather Medley 3/18/08

Analyte Name	Result	Uncertainty / Error	Result Units	Lab Qual	Rep Res	Overall Qual*	Temp	HT	MB	LCS	MS	Lab Dup	Surr	Rep Limit	Moist Tot/Dis	Field QC	Tune	IC	ICV	CV / CCV	Reason Codes
Analysis Method : 8260B						**Dilution: 1**															
Toluene	1.0		ug/L	U	YES																
TOTAL XYLENES	2.0		ug/L	U	YES																
trans-1,2-Dichloroethene	1.0		ug/L	U	YES																
trans-1,3-Dichloropropene	1.0		ug/L	U	YES																
Trichloroethene	1.0		ug/L	U	YES																
Vinyl chloride	1.0		ug/L	U	YES																
Analysis Method : 8270C						**Dilution: 1**															
1,2,4-Trichlorobenzene	1.0		ug/L	U	YES																
1,2-Dichlorobenzene	1.0		ug/L	U	YES																
1,3-Dichlorobenzene	1.0		ug/L	U	YES																
1,4-Dichlorobenzene	1.0		ug/L	U	YES																
2,2-OXYBIS (1-CHLOROPROPANE)	1.0		ug/L	U	YES																
2,4,5-Trichlorophenol	5.0		ug/L	U	YES																
2,4,6-Trichlorophenol	5.0		ug/L	U	YES																
2,4-Dichlorophenol	2.0		ug/L	U	YES																
2,4-Dimethylphenol	2.0		ug/L	U	YES																
2,4-Dinitrotoluene	5.0		ug/L	U	YES																
2,6-Dinitrotoluene	5.0		ug/L	U	YES																
2-Chloronaphthalene	1.0		ug/L	U	YES																
2-Chlorophenol	1.0		ug/L	U	YES																
2-Methylnaphthalene	0.20		ug/L	U	YES																
2-Methylphenol	1.0		ug/L	U	YES																
2-Nitroaniline	2.0		ug/L	U	YES																
2-Nitrophenol	2.0		ug/L	U	YES																
3,3'-Dichlorobenzidine	5.0		ug/L	U	YES																
3-Nitroaniline	2.0		ug/L	U	YES																
4-Bromophenyl phenyl ether	2.0		ug/L	U	YES																
4-Chloro-3-methylphenol	2.0		ug/L	U	YES																
4-Chloroaniline	2.0		ug/L	U	YES																
4-Chlorophenyl phenyl ether	2.0		ug/L	U	YES																
4-Methylphenol	1.0		ug/L	U	YES																

* Overall result qualifier reflects summation of qualifiers added during automated data review and any qualifiers added manually for categories not assessed by automated data review

Sample Qualification Report with Reason Codes (All Results sorted by Client Sample ID)

Client Sample ID : FWGLL3mw-233C-0576-GW **Lab Report Batch :** A8A300102 **Lab ID :** STLCAN

Sample Date : 01/29/2008 **Analysis Type: RES** **Sample Matrix :** AQ

Lab Sample ID: A8A300102003

Reviewed By / Date : ASD 3/5/2008 **Approved By / Date :** [signature] 3/18/08

Analyte Name	Result	Uncertainty / Error	Result Units	Lab Qual	Rep Res	Overall Qual*	Temp	HT	MB	LCS	MS	Lab Dup	Surr	Rep Limit	Moist Tot/Dis	Field QC	Tune	IC	ICV	CV / CCV	Reason Codes
Analysis Method : 8270C						**Dilution: 1**															
4-Nitroanaline	2.0		ug/L	U	YES																
4-Nitrophenol	5.0		ug/L	U	YES																
Acenaphthene	0.20		ug/L	U	YES																
Acenaphthylene	0.20		ug/L	U	YES																
Anthracene	0.20		ug/L	U	YES																
Benzo(a)anthracene	0.20		ug/L	U	YES																
Benzo(a)pyrene	0.20		ug/L	U	YES																
Benzo(b)fluoranthene	0.20		ug/L	U	YES																
BENZO(G,H,I)PERYLENE	0.20		ug/L	U	YES																
Benzo(k)fluoranthene	0.20		ug/L	U	YES																
Benzoic acid	10		ug/L	U	YES	R				R											J-
Benzyl alcohol	5.0		ug/L	U	YES																
bis(2-Chloroethoxy)methane	1.0		ug/L	U	YES																
bis(2-Chloroethyl) ether	1.0		ug/L	U	YES																
bis(2-Ethylhexyl) phthalate	1.2		ug/L	J	YES	J								J							L
Butylbenzyl Phthalate	1.0		ug/L	U	YES																
Carbazole	1.0		ug/L	U	YES																
Chrysene	0.20		ug/L	U	YES																
dibenzo(a,h)anthracene	0.20		ug/L	U	YES																
Dibenzofuran	1.0		ug/L	U	YES																
Diethyl phthalate	1.0		ug/L	U	YES																
Dimethyl phthalate	1.0		ug/L	U	YES																
Di-n-butyl phthalate	1.0		ug/L	U	YES																
Di-n-octyl phthalate	1.0		ug/L	U	YES																
Fluoranthene	0.20		ug/L	U	YES																
Fluorene	0.20		ug/L	U	YES																
Hexachlorobenzene	0.20		ug/L	U	YES																
Hexachlorobutadiene	1.0		ug/L	U	YES																
Hexachlorocyclopentadiene	10		ug/L	U	YES	R				R											J-
Hexachloroethane	1.0		ug/L	U	YES																
Indeno(1,2,3-cd)pyrene	0.20		ug/L	U	YES																

* Overall result qualifier reflects summation of qualifiers added during automated data review and any qualifiers added manually for categories not assessed by automated data review

Sample Qualification Report with Reason Codes (All Results sorted by Client Sample ID)

Client Sample ID : FWGLL3mw-233C-0576-GW **Lab Report Batch :** A8A300102 **Lab ID :** STLCAN

Sample Date : 01/29/2008 **Analysis Type: RES** **Sample Matrix :** AQ

Lab Sample ID: A8A300102003

Reviewed By / Date : ASD 3/5/2008 **Approved By / Date :** Heather Medley 3/18/08

Analyte Name	Result	Uncertainty / Error	Result Units	Lab Qual	Rep Res	Overall Qual*	Temp	HT	MB	LCS	MS	Lab Dup	Surr	Rep Limit	Moist Tot/Dis	Field QC	Tune	IC	ICV	CV / CCV	Reason Codes
Analysis Method : 8270C						**Dilution: 1**															
Isophorone	1.0		ug/L	U	YES																
Naphthalene	0.20		ug/L	U	YES																
Nitrobenzene	1.0		ug/L	U	YES																
N-nitroso-di-n-propylamine	1.0		ug/L	U	YES																
N-Nitrosodiphenylamine	1.0		ug/L	U	YES																
Pentachlorophenol	5.0		ug/L	U	YES	UJ															Pm-
Phenanthrene	0.20		ug/L	U	YES																
Phenol	1.0		ug/L	U	YES																
Pyrene	0.20		ug/L	U	YES																
Analysis Method : 9012A						**Dilution: 1**															
Cyanide	0.010		mg/L	U	YES																

* Overall result qualifier reflects summation of qualifiers added during automated data review and any qualifiers added manually for categories not assessed by automated data review

Sample Qualification Report with Reason Codes (All Results sorted by Client Sample ID)

Client Sample ID : FWGLL3mw-234C-0577-GF **Lab Report Batch :** A8A300102 **Lab ID :** STLCAN

Sample Date : 01/29/2008 **Analysis Type: RES/TOT** **Sample Matrix :** AQ

Lab Sample ID: A8A300102013

Reviewed By / Date : ASD 3/5/2008 **Approved By / Date :** Heather Medley 3/18/08

Analyte Name	Result	Uncertainty / Error	Result Units	Lab Qual	Rep Res	Overall Qual*	Temp	HT	MB	LCS	MS	Lab Dup	Surr	Rep Limit	Moist Tot/Dis	Field QC	Tune	IC	ICV	CV / CCV	Reason Codes
Analysis Method : 6010B						**Dilution: 1**															
Arsenic	5.0		ug/L	U	YES																
Barium	8.6		ug/L	B J	YES	J								J							L
Calcium	42500		ug/L	J	YES																
Chromium	5.0		ug/L	U	YES																
Cobalt	5.0		ug/L	U	YES																
Copper	5.0		ug/L	U	YES																
Lead	3.0		ug/L	U	YES																
Magnesium	17200		ug/L	J	YES																
Manganese	1480		ug/L	J	YES																
Nickel	5.2		ug/L	B	YES	J								J							L
Potassium	2010		ug/L	J	YES																
Selenium	5.0		ug/L	U	YES																
Silver	5.0		ug/L	U	YES																
Sodium	7770		ug/L		YES																
Vanadium	10.0		ug/L	U	YES																
Analysis Method : 6020						**Dilution: 1**															
Aluminum	50.0		ug/L	U	YES																
Antimony	2.0		ug/L	U	YES																P
Beryllium	1.0		ug/L	U	YES																
Cadmium	0.50		ug/L	U	YES																
Iron	512		ug/L		YES																
Thallium	1.0		ug/L	U	YES		+RD 5117 CK														
Zinc	2.5		ug/L	B J	YES	~~UJ~~ BS			~~U~~ B					J							L, P
Analysis Method : 7470A						**Dilution: 1**															
Mercury	0.20		ug/L	U	YES																

* Overall result qualifier reflects summation of qualifiers added during automated data review and any qualifiers added manually for categories not assessed by automated data review

Sample Qualification Report with Reason Codes (All Results sorted by Client Sample ID)

Client Sample ID : FWGLL3mw-234C-0577-GW **Lab Report Batch :** A8A300102 **Lab ID :** STLCAN

Sample Date : 01/29/2008 **Analysis Type: RE** **Sample Matrix :** AQ

Lab Sample ID: A8A300102012

Reviewed By / Date : ASD 3/5/2008 **Approved By / Date :** Heather Kelly 3/18/08

Analyte Name	Result	Uncertainty / Error	Result Units	Lab Qual	Rep Res	Overall Qual*	Temp	HT	MB	LCS	MS	Lab Dup	Surr	Rep Limit	Moist Tot/Dis	Field QC	Tune	IC	ICV	CV / CCV	Reason Codes
Analysis Method : 8081A						**Dilution: 2**															
Heptachlor epoxide	0.060		ug/L	U	YES																
Analysis Method : 8270C						**Dilution: 1**															
2,4-Dinitrophenol	5.0		ug/L	U	YES	**UJ**		UJ					UJ								Pm-,D-,G-
4,6-Dinitro-2-methylphenol	5.0		ug/L	U	YES	**UJ**		UJ					UJ								Pm-,D-,G-

* Overall result qualifier reflects summation of qualifiers added during automated data review and any qualifiers added manually for categories not assessed by automated data review

Sample Qualification Report with Reason Codes (All Results sorted by Client Sample ID)

Client Sample ID : FWGLL3mw-234C-0577-GW **Lab Report Batch :** A8A300102 **Lab ID :** STLCAN

Sample Date : 01/29/2008 **Analysis Type: RES** **Sample Matrix :** AQ

Lab Sample ID: A8A300102012

Reviewed By / Date : ASD 3/5/2008 **Approved By / Date :** Heather McCoy 3/18/08

Analyte Name	Result	Uncertainty / Error	Result Units	Lab Qual	Rep Res	Overall Qual*	Temp	HT	MB	LCS	MS	Lab Dup	Surr	Rep Limit	Moist Tot/Dis	Field QC	Tune	IC	ICV	CV / CCV	Reason Codes
Analysis Method : 8081A						**Dilution: 1**															
4,4'-DDD	0.030		ug/L	U	YES																
4,4'-DDE	0.030		ug/L	U	YES																
4,4'-DDT	0.030		ug/L	U	YES																
Aldrin	0.030		ug/L	U	YES																
alpha-BHC	0.030		ug/L	U	YES																
alpha-Chordane	0.030		ug/L	U	YES																
beta-BHC	0.030		ug/L	U	YES																
delta-BHC	0.030		ug/L	U	YES																
Dieldrin	0.030		ug/L	U	YES																
Endosulfan I	0.025		ug/L	U	YES																
Endosulfan II	0.025		ug/L	U	YES																
Endosulfan sulfate	0.030		ug/L	U	YES																
Endrin	0.030		ug/L	U	YES																
Endrin aldehyde	0.030		ug/L	U	YES																
Endrin ketone	0.030		ug/L	U	YES																
gamma-BHC	0.030		ug/L	U	YES																
gamma-Chlordane	0.030		ug/L	U	YES																
Heptachlor	0.030		ug/L	U	YES																
Methoxychlor	0.10		ug/L	U	YES																
Toxaphene	2.0		ug/L	U	YES																
Analysis Method : 8082						**Dilution: 1**															
Aroclor 1016	0.50		ug/L	U	YES																
Aroclor 1221	0.50		ug/L	U	YES																
Aroclor 1232	0.50		ug/L	U	YES																
Aroclor 1242	0.50		ug/L	U	YES																
Aroclor 1248	0.50		ug/L	U	YES																
Aroclor 1254	0.50		ug/L	U	YES																
Aroclor 1260	0.50		ug/L	U	YES																
Analysis Method : 8260B						**Dilution: 1**															
1,1,1-Trichloroethane	1.0		ug/L	U	YES																
1,1,2,2-Tetrachloroethane	1.0		ug/L	U	YES																
1,1,2-Trichloroethane	1.0		ug/L	U	YES																

* Overall result qualifier reflects summation of qualifiers added during automated data review and any qualifiers added manually for categories not assessed by automated data review

Sample Qualification Report with Reason Codes (All Results sorted by Client Sample ID)

Client Sample ID : FWGLL3mw-234C-0577-GW **Lab Report Batch :** A8A300102 **Lab ID :** STLCAN

Sample Date : 01/29/2008 **Analysis Type: RES** **Sample Matrix :** AQ

Lab Sample ID: A8A300102012

Reviewed By / Date : ASD 3/5/2008 **Approved By / Date :** Heather McKay 3/14/08

Analyte Name	Result	Uncertainty / Error	Result Units	Lab Qual	Rep Res	Overall Qual*	Temp	HT	MB	LCS	MS	Lab Dup	Surr	Rep Limit	Moist Tot/Dis	Field QC	Tune	IC	ICV	CV / CCV	Reason Codes
Analysis Method : 8260B						**Dilution: 1**															
1,1-Dichloroethane	1.0		ug/L	U	YES																
1,1-Dichloroethene	1.0		ug/L	U	YES																
1,2-Dibromoethane	1.0		ug/L	U	YES																
1,2-Dichloroethane	1.0		ug/L	U	YES																
1,2-Dichloroethene (total)	1.0		ug/L	U	YES																
1,2-Dichloropropane	1.0		ug/L	U	YES																
2-Butanone	10		ug/L	U	YES	UJ															Pm-
2-Hexanone	10		ug/L	U	YES																
4-Methyl-2-pentanone	10		ug/L	U	YES																
Acetone	1.2		ug/L	J	YES	UJ								J		B				J	Q, L,
Benzene	1.0		ug/L	U	YES																
Bromochloromethane	1.0		ug/L	U	YES																
Bromodichloromethane	1.0		ug/L	U	YES																
Bromoform	1.0		ug/L	U	YES	UJ															Pm-
Bromomethane	1.0		ug/L	U	YES																
Carbon disulfide	1.0		ug/L	U	YES																
Carbon tetrachloride	1.0		ug/L	U	YES																
Chlorobenzene	1.0		ug/L	U	YES																
Chloroethane	1.0		ug/L	U	YES																
Chloroform	1.0		ug/L	U	YES																
Chloromethane	1.0		ug/L	U	YES																
cis-1,2-Dichloroethene	1.0		ug/L	U	YES																
cis-1,3-Dichloropropene	1.0		ug/L	U	YES																
Dibromochloromethane	1.0		ug/L	U	YES																
Ethylbenzene	1.0		ug/L	U	YES																
M&P-XYLENES	2.0		ug/L	U	YES																
Methylene chloride	2.0		ug/L	U	YES	UJ															Pj-
o-Xylene	1.0		ug/L	U	YES																
Styrene	1.0		ug/L	U	YES																
Tetrachloroethene	1.0		ug/L	U	YES																
Toluene	1.0		ug/L	U	YES																

* Overall result qualifier reflects summation of qualifiers added during automated data review and any qualifiers added manually for categories not assessed by automated data review

Sample Qualification Report with Reason Codes (All Results sorted by Client Sample ID)

Client Sample ID : FWGLL3mw-234C-0577-GW **Lab Report Batch :** A8A300102 **Lab ID :** STLCAN

Sample Date : 01/29/2008 **Analysis Type: RES** **Sample Matrix :** AQ

Lab Sample ID: A8A300102012

Reviewed By / Date : ASD 3/5/2008 **Approved By / Date :** Heather Kelly 3/18/08

Analyte Name	Result	Uncertainty / Error	Result Units	Lab Qual	Rep Res	Overall Qual*	Temp	HT	MB	LCS	MS	Lab Dup	Surr	Rep Limit	Moist Tot/Dis	Field QC	Tune	IC	ICV	CV / CCV	Reason Codes
Analysis Method : 8260B						**Dilution: 1**															
TOTAL XYLENES	2.0		ug/L	U	YES																
trans-1,2-Dichloroethene	1.0		ug/L	U	YES																
trans-1,3-Dichloropropene	1.0		ug/L	U	YES																
Trichloroethene	1.0		ug/L	U	YES																
Vinyl chloride	1.0		ug/L	U	YES																
Analysis Method : 8270C						**Dilution: 1**															
1,2,4-Trichlorobenzene	1.0		ug/L	U	YES	UJ							UJ								G-
1,2-Dichlorobenzene	1.0		ug/L	U	YES	UJ							UJ								G-
1,3-Dichlorobenzene	1.0		ug/L	U	YES	UJ							UJ								G-
1,4-Dichlorobenzene	1.0		ug/L	U	YES	UJ							UJ								G-
2,2-OXYBIS (1-CHLOROPROPANE)	1.0		ug/L	U	YES	UJ							UJ								G-
2,4,5-Trichlorophenol	5.0		ug/L	U	YES	UJ							UJ								G-
2,4,6-Trichlorophenol	5.0		ug/L	U	YES	UJ							UJ								G-
2,4-Dichlorophenol	2.0		ug/L	U	YES	UJ							UJ								G-
2,4-Dimethylphenol	2.0		ug/L	U	YES	UJ							UJ								G-
2,4-Dinitrotoluene	5.0		ug/L	U	YES	UJ							UJ								G-
2,6-Dinitrotoluene	5.0		ug/L	U	YES	UJ							UJ								G-
2-Chloronaphthalene	1.0		ug/L	U	YES	UJ							UJ								G-
2-Chlorophenol	1.0		ug/L	U	YES	UJ							UJ								G-
2-Methylnaphthalene	0.20		ug/L	U	YES	UJ							UJ								G-
2-Methylphenol	1.0		ug/L	U	YES	UJ							UJ								G-
2-Nitroaniline	2.0		ug/L	U	YES	UJ							UJ								G-
2-Nitrophenol	2.0		ug/L	U	YES	UJ							UJ								G-
3,3'-Dichlorobenzidine	5.0		ug/L	U	YES	UJ							UJ								G-
3-Nitroaniline	2.0		ug/L	U	YES	UJ							UJ								G-
4-Bromophenyl phenyl ether	2.0		ug/L	U	YES	UJ							UJ								G-
4-Chloro-3-methylphenol	2.0		ug/L	U	YES	UJ							UJ								G-
4-Chloroaniline	2.0		ug/L	U	YES	UJ							UJ								G-
4-Chlorophenyl phenyl ether	2.0		ug/L	U	YES	UJ							UJ								G-
4-Methylphenol	1.0		ug/L	U	YES	UJ							UJ								G-
4-Nitroanaline	2.0		ug/L	U	YES	UJ							UJ								G-

* Overall result qualifier reflects summation of qualifiers added during automated data review and any qualifiers added manually for categories not assessed by automated data review

Sample Qualification Report with Reason Codes (All Results sorted by Client Sample ID)

Client Sample ID : FWGLL3mw-234C-0577-GW **Lab Report Batch :** A8A300102 **Lab ID :** STLCAN

Sample Date : 01/29/2008 **Analysis Type: RES** **Sample Matrix :** AQ

Lab Sample ID: A8A300102012

Reviewed By / Date : ASD 3/5/2008 **Approved By / Date :** Heather McCay 3/18/08

Analyte Name	Result	Uncertainty / Error	Result Units	Lab Qual	Rep Res	Overall Qual*	Temp	HT	MB	LCS	MS	Lab Dup	Surr	Rep Limit	Moist Tot/Dis	Field QC	Tune	IC	ICV	CV / CCV	Reason Codes
Analysis Method : 8270C						**Dilution: 1**															
4-Nitrophenol	5.0		ug/L	U	YES	UJ							UJ								G-
Acenaphthene	0.20		ug/L	U	YES	UJ							UJ								G-
Acenaphthylene	0.20		ug/L	U	YES	UJ							UJ								G-
Anthracene	0.20		ug/L	U	YES	UJ							UJ								G-
Benzo(a)anthracene	0.20		ug/L	U	YES	UJ							UJ								G-
Benzo(a)pyrene	0.20		ug/L	U	YES	UJ							UJ								G-
Benzo(b)fluoranthene	0.20		ug/L	U	YES	UJ							UJ								G-
BENZO(G,H,I)PERYLENE	0.20		ug/L	U	YES	UJ							UJ								G-
Benzo(k)fluoranthene	0.20		ug/L	U	YES	UJ							UJ								G-
Benzoic acid	10		ug/L	U	YES	R				R			UJ								G-,J-
Benzyl alcohol	5.0		ug/L	U	YES	UJ							UJ								G-
bis(2-Chloroethoxy)methane	1.0		ug/L	U	YES	UJ							UJ								G-
bis(2-Chloroethyl) ether	1.0		ug/L	U	YES	UJ							UJ								G-
bis(2-Ethylhexyl) phthalate	10		ug/L	U	YES	UJ							UJ								G-
Butylbenzyl Phthalate	1.0		ug/L	U	YES	UJ							UJ								G-
Carbazole	1.0		ug/L	U	YES	UJ							UJ								G-
Chrysene	0.20		ug/L	U	YES	UJ							UJ								G-
dibenzo(a,h)anthracene	0.20		ug/L	U	YES	UJ							UJ								G-
Dibenzofuran	1.0		ug/L	U	YES	UJ							UJ								G-
Diethyl phthalate	1.0		ug/L	U	YES	UJ							UJ								G-
Dimethyl phthalate	1.0		ug/L	U	YES	UJ							UJ								G-
Di-n-butyl phthalate	1.0		ug/L	U	YES	UJ							UJ								G-
Di-n-octyl phthalate	1.0		ug/L	U	YES	UJ							UJ								G-
Fluoranthene	0.20		ug/L	U	YES	UJ							UJ								G-
Fluorene	0.20		ug/L	U	YES	UJ							UJ								G-
Hexachlorobenzene	0.20		ug/L	U	YES	UJ							UJ								G-
Hexachlorobutadiene	1.0		ug/L	U	YES	UJ							UJ								G-
Hexachlorocyclopentadiene	10		ug/L	U	YES	R				R			UJ								G-,J-
Hexachloroethane	1.0		ug/L	U	YES	UJ							UJ								G-
Indeno(1,2,3-cd)pyrene	0.20		ug/L	U	YES	UJ							UJ								G-
Isophorone	1.0		ug/L	U	YES	UJ							UJ								G-

* Overall result qualifier reflects summation of qualifiers added during automated data review and any qualifiers added manually for categories not assessed by automated data review

Sample Qualification Report with Reason Codes (All Results sorted by Client Sample ID)

Client Sample ID : FWGLL3mw-234C-0577-GW **Lab Report Batch :** A8A300102 **Lab ID :** STLCAN

Sample Date : 01/29/2008 **Analysis Type: RES** **Sample Matrix :** AQ

Lab Sample ID: A8A300102012

Reviewed By / Date : ASD 3/5/2008 **Approved By / Date :** Heather Kelley 3/18/08

Analyte Name	Result	Uncertainty / Error	Result Units	Lab Qual	Rep Res	Overall Qual*	Temp	HT	MB	LCS	MS	Lab Dup	Surr	Rep Limit	Moist Tot/Dis	Field QC	Tune	IC	ICV	CV / CCV	Reason Codes
Analysis Method : 8270C						**Dilution: 1**															
Naphthalene	0.20		ug/L	U	YES	UJ							UJ								G-
Nitrobenzene	1.0		ug/L	U	YES	UJ							UJ								G-
N-nitroso-di-n-propylamine	1.0		ug/L	U	YES	UJ							UJ								G-
N-Nitrosodiphenylamine	1.0		ug/L	U	YES	UJ							UJ								G-
Pentachlorophenol	5.0		ug/L	U	YES	UJ							UJ								Pm-,G-
Phenanthrene	0.20		ug/L	U	YES	UJ							UJ								G-
Phenol	1.0		ug/L	U	YES	UJ							UJ								G-
Pyrene	0.20		ug/L	U	YES	UJ							UJ								G-
Analysis Method : 9012A						**Dilution: 1**															
Cyanide	0.021		mg/L		YES	J						✓									P;

* Overall result qualifier reflects summation of qualifiers added during automated data review and any qualifiers added manually for categories not assessed by automated data review

Sample Qualification Report with Reason Codes (All Results sorted by Client Sample ID)

Client Sample ID : FWGLL3mw-237C-0579-GF
Sample Date : 01/29/2008
Lab Sample ID: A8A300102019

Lab Report Batch : A8A300102
Analysis Type: RES/TOT

Lab ID : STLCAN
Sample Matrix : AQ

Reviewed By / Date : ASD 3/5/2008

Approved By / Date : Heather Medley 3/18/08

Analyte Name	Result	Uncertainty / Error	Result Units	Lab Qual	Rep Res	Overall Qual*	Temp	HT	MB	LCS	MS	Lab Dup	Surr	Rep Limit	Moist Tot/Dis	Field QC	Tune	IC	ICV	CV / CCV	Reason Codes
Analysis Method : 6010B						**Dilution: 1**															
Arsenic	5.0		ug/L	U	YES																
Barium	2.7		ug/L	B J	YES	J								J							L
Calcium	35300		ug/L	J	YES																
Chromium	5.0		ug/L	U	YES																
Cobalt	5.0		ug/L	U	YES																
Copper	5.0		ug/L	U	YES																
Lead	3.0		ug/L	U	YES																
Magnesium	9210		ug/L	J	YES																
Manganese	1.6		ug/L	B J	YES	J								J							L
Nickel	10.0		ug/L	U	YES																
Potassium	1970		ug/L	J	YES																
Selenium	5.0		ug/L	U	YES																
Silver	5.0		ug/L	U	YES																
Sodium	7240		ug/L		YES																
Vanadium	10.0		ug/L	U	YES																
Analysis Method : 6020						**Dilution: 1**															
Aluminum	50.0		ug/L	U	YES																
Antimony	0.13		ug/L	B	YES	J								J							L
Beryllium	1.0		ug/L	U	YES																
Cadmium	0.50		ug/L	U	YES																
Iron	62.3		ug/L		YES																
Thallium	1.0		ug/L	U	YES																
Zinc	4.6		ug/L	B J	YES	~~UJ~~ BJ ATD 3/17/08			~~U~~ B					J							L JP
Analysis Method : 7470A						**Dilution: 1**															
Mercury	0.20		ug/L	U	YES																

Project Number and Name: 030240.0006 - Ravenna
Library Used: Ravenna GW
ADR 8.1
Report Date: 3/17/2008 10:52

* Overall result qualifier reflects summation of qualifiers added during automated data review and any qualifiers added manually for categories not assessed by automated data review

Sample Qualification Report with Reason Codes (All Results sorted by Client Sample ID)

Client Sample ID : FWGLL3mw-237C-0579-GW **Lab Report Batch :** A8A300102 **Lab ID :** STLCAN

Sample Date : 01/29/2008 **Analysis Type: RE** **Sample Matrix :** AQ

Lab Sample ID: A8A300102018

Reviewed By / Date : ASD 3/5/2008 **Approved By / Date :** Heather Nuckley 3/18/08

Analyte Name	Result	Uncertainty / Error	Result Units	Lab Qual	Rep Res	Overall Qual*	Temp	HT	MB	LCS	MS	Lab Dup	Surr	Rep Limit	Moist Tot/Dis	Field QC	Tune	IC	ICV	CV / CCV	Reason Codes
Analysis Method : 8081A						**Dilution: 10**															
Heptachlor epoxide	0.30		ug/L	U	YES																
Analysis Method : 8270C						**Dilution: 1**															
2,4-Dinitrophenol	5.0		ug/L	U	YES	UJ		UJ					UJ								Pm-,D-,G-
4,6-Dinitro-2-methylphenol	5.0		ug/L	U	YES	UJ		UJ					UJ								Pm-,D-,G-

* Overall result qualifier reflects summation of qualifiers added during automated data review and any qualifiers added manually for categories not assessed by automated data review

Sample Qualification Report with Reason Codes (All Results sorted by Client Sample ID)

Client Sample ID : FWGLL3mw-237C-0579-GW **Lab Report Batch :** A8A300102 **Lab ID :** STLCAN

Sample Date : 01/29/2008 **Analysis Type: RES** **Sample Matrix :** AQ

Lab Sample ID: A8A300102018

Reviewed By / Date : ASD 3/5/2008 **Approved By / Date :** Heather McRay 3/18/08

Analyte Name	Result	Uncertainty / Error	Result Units	Lab Qual	Rep Res	Overall Qual*	Temp	HT	MB	LCS	MS	Lab Dup	Surr	Rep Limit	Moist Tot/Dis	Field QC	Tune	IC	ICV	CV / CCV	Reason Codes
Analysis Method : 8081A						**Dilution: 1**															
4,4'-DDD	0.030		ug/L	U	YES																
4,4'-DDE	0.030		ug/L	U	YES																
4,4'-DDT	0.030		ug/L	U	YES																
Aldrin	0.030		ug/L	U	YES																
alpha-BHC	0.030		ug/L	U	YES																
alpha-Chordane	0.030		ug/L	U	YES																
beta-BHC	0.061		ug/L		YES																
delta-BHC	0.030		ug/L	U	YES																
Dieldrin	0.030		ug/L	U	YES																
Endosulfan I	0.025		ug/L	U	YES																
Endosulfan II	0.025		ug/L	U	YES																
Endosulfan sulfate	0.030		ug/L	U	YES																
Endrin	0.030		ug/L	U	YES																
Endrin aldehyde	0.030		ug/L	U	YES																
Endrin ketone	0.030		ug/L	U	YES																
gamma-BHC	0.030		ug/L	U	YES																
gamma-Chlordane	0.030		ug/L	U	YES																
Heptachlor	0.030		ug/L	U	YES																
Methoxychlor	0.10		ug/L	U	YES																
Toxaphene	2.0		ug/L	U	YES																
Analysis Method : 8082						**Dilution: 1**															
Aroclor 1016	0.50		ug/L	U	YES																
Aroclor 1221	0.50		ug/L	U	YES																
Aroclor 1232	0.50		ug/L	U	YES																
Aroclor 1242	0.50		ug/L	U	YES																
Aroclor 1248	0.50		ug/L	U	YES																
Aroclor 1254	0.50		ug/L	U	YES																
Aroclor 1260	0.50		ug/L	U	YES																
Analysis Method : 8260B						**Dilution: 1**															
1,1,1-Trichloroethane	1.0		ug/L	U	YES																
1,1,2,2-Tetrachloroethane	1.0		ug/L	U	YES																
1,1,2-Trichloroethane	1.0		ug/L	U	YES																

* Overall result qualifier reflects summation of qualifiers added during automated data review and any qualifiers added manually for categories not assessed by automated data review

Sample Qualification Report with Reason Codes (All Results sorted by Client Sample ID)

Client Sample ID : FWGLL3mw-237C-0579-GW **Lab Report Batch :** A8A300102 **Lab ID :** STLCAN

Sample Date : 01/29/2008 **Analysis Type: RES** **Sample Matrix :** AQ

Lab Sample ID: A8A300102018

Reviewed By / Date : ASD 3/5/2008 **Approved By / Date :** Heather Medley 3/18/08

Analyte Name	Result	Uncertainty / Error	Result Units	Lab Qual	Rep Res	Overall Qual*	Temp	HT	MB	LCS	MS	Lab Dup	Surr	Rep Limit	Moist Tot/Dis	Field QC	Tune	IC	ICV	CV / CCV	Reason Codes
Analysis Method : 8260B						**Dilution: 1**															
1,1-Dichloroethane	1.0		ug/L	U	YES																
1,1-Dichloroethene	1.0		ug/L	U	YES																
1,2-Dibromoethane	1.0		ug/L	U	YES																
1,2-Dichloroethane	1.0		ug/L	U	YES																
1,2-Dichloroethene (total)	1.0		ug/L	U	YES																
1,2-Dichloropropane	1.0		ug/L	U	YES																
2-Butanone	10		ug/L	U	YES	UJ															Pm-
2-Hexanone	10		ug/L	U	YES																
4-Methyl-2-pentanone	10		ug/L	U	YES																
Acetone	10		ug/L	U	YES	UJ															~~Pm-~~
Benzene	1.0		ug/L	U	YES																
Bromochloromethane	1.0		ug/L	U	YES																
Bromodichloromethane	1.0		ug/L	U	YES																
Bromoform	1.0		ug/L	U	YES	UJ															Pm-
Bromomethane	1.0		ug/L	U	YES																
Carbon disulfide	1.0		ug/L	U	YES																
Carbon tetrachloride	1.0		ug/L	U	YES																
Chlorobenzene	1.0		ug/L	U	YES																
Chloroethane	1.0		ug/L	U	YES																
Chloroform	1.0		ug/L	U	YES																
Chloromethane	1.0		ug/L	U	YES																
cis-1,2-Dichloroethene	1.0		ug/L	U	YES																
cis-1,3-Dichloropropene	1.0		ug/L	U	YES																
Dibromochloromethane	1.0		ug/L	U	YES																
Ethylbenzene	1.0		ug/L	U	YES																
M&P-XYLENES	2.0		ug/L	U	YES																
Methylene chloride	2.0		ug/L	U	YES	UJ															Pj-
o-Xylene	1.0		ug/L	U	YES																
Styrene	1.0		ug/L	U	YES																
Tetrachloroethene	1.0		ug/L	U	YES																
Toluene	1.0		ug/L	U	YES																

* Overall result qualifier reflects summation of qualifiers added during automated data review and any qualifiers added manually for categories not assessed by automated data review

Sample Qualification Report with Reason Codes (All Results sorted by Client Sample ID)

Client Sample ID : FWGLL3mw-237C-0579-GW **Lab Report Batch :** A8A300102 **Lab ID :** STLCAN

Sample Date : 01/29/2008 **Analysis Type: RES** **Sample Matrix :** AQ

Lab Sample ID: A8A300102018

Reviewed By / Date : ASD 3/5/2008 **Approved By / Date :** Heather Medley 3/18/08

Analyte Name	Result	Uncertainty / Error	Result Units	Lab Qual	Rep Res	Overall Qual*	Temp	HT	MB	LCS	MS	Lab Dup	Surr	Rep Limit	Moist Tot/Dis	Field QC	Tune	IC	ICV	CV / CCV	Reason Codes
Analysis Method : 8260B						**Dilution: 1**															
TOTAL XYLENES	2.0		ug/L	U	YES																
trans-1,2-Dichloroethene	1.0		ug/L	U	YES																
trans-1,3-Dichloropropene	1.0		ug/L	U	YES																
Trichloroethene	1.0		ug/L	U	YES																
Vinyl chloride	1.0		ug/L	U	YES																
Analysis Method : 8270C						**Dilution: 1**															
1,2,4-Trichlorobenzene	1.0		ug/L	U	YES	UJ							UJ								G-
1,2-Dichlorobenzene	1.0		ug/L	U	YES	UJ							UJ								G-
1,3-Dichlorobenzene	1.0		ug/L	U	YES	UJ							UJ								G-
1,4-Dichlorobenzene	1.0		ug/L	U	YES	UJ							UJ								G-
2,2-OXYBIS (1-CHLOROPROPANE)	1.0		ug/L	U	YES	UJ							UJ								G-
2,4,5-Trichlorophenol	5.0		ug/L	U	YES	UJ							UJ								G-
2,4,6-Trichlorophenol	5.0		ug/L	U	YES	UJ							UJ								G-
2,4-Dichlorophenol	2.0		ug/L	U	YES	UJ							UJ								G-
2,4-Dimethylphenol	2.0		ug/L	U	YES	UJ							UJ								G-
2,4-Dinitrotoluene	5.0		ug/L	U	YES	UJ							UJ								G-
2,6-Dinitrotoluene	5.0		ug/L	U	YES	UJ							UJ								G-
2-Chloronaphthalene	1.0		ug/L	U	YES	UJ							UJ								G-
2-Chlorophenol	1.0		ug/L	U	YES	UJ							UJ								G-
2-Methylnaphthalene	0.20		ug/L	U	YES	UJ							UJ								G-
2-Methylphenol	1.0		ug/L	U	YES	UJ							UJ								G-
2-Nitroaniline	2.0		ug/L	U	YES	UJ							UJ								G-
2-Nitrophenol	2.0		ug/L	U	YES	UJ							UJ								G-
3,3'-Dichlorobenzidine	5.0		ug/L	U	YES	UJ							UJ								G-
3-Nitroaniline	2.0		ug/L	U	YES	UJ							UJ								G-
4-Bromophenyl phenyl ether	2.0		ug/L	U	YES	UJ							UJ								G-
4-Chloro-3-methylphenol	2.0		ug/L	U	YES	UJ							UJ								G-
4-Chloroaniline	2.0		ug/L	U	YES	UJ							UJ								G-
4-Chlorophenyl phenyl ether	2.0		ug/L	U	YES	UJ							UJ								G-
4-Methylphenol	1.0		ug/L	U	YES	UJ							UJ								G-
4-Nitroanaline	2.0		ug/L	U	YES	UJ							UJ								G-

* Overall result qualifier reflects summation of qualifiers added during automated data review and any qualifiers added manually for categories not assessed by automated data review

Sample Qualification Report with Reason Codes (All Results sorted by Client Sample ID)

Client Sample ID : FWGLL3mw-237C-0579-GW **Lab Report Batch :** A8A300102 **Lab ID :** STLCAN

Sample Date : 01/29/2008 **Analysis Type: RES** **Sample Matrix :** AQ

Lab Sample ID: A8A300102018

Reviewed By / Date : ASD 3/5/2008 **Approved By / Date :** Heather Mulloy 3/18/08

Analyte Name	Result	Uncertainty / Error	Result Units	Lab Qual	Rep Res	Overall Qual*	Temp	HT	MB	LCS	MS	Lab Dup	Surr	Rep Limit	Moist Tot/Dis	Field QC	Tune	IC	ICV	CV / CCV	Reason Codes
Analysis Method : 8270C						**Dilution: 1**															
4-Nitrophenol	5.0		ug/L	U	YES	UJ							UJ								G-
Acenaphthene	0.20		ug/L	U	YES	UJ							UJ								G-
Acenaphthylene	0.20		ug/L	U	YES	UJ							UJ								G-
Anthracene	0.20		ug/L	U	YES	UJ							UJ								G-
Benzo(a)anthracene	0.20		ug/L	U	YES	UJ							UJ								G-
Benzo(a)pyrene	0.20		ug/L	U	YES	UJ							UJ								G-
Benzo(b)fluoranthene	0.20		ug/L	U	YES	UJ							UJ								G-
BENZO(G,H,I)PERYLENE	0.20		ug/L	U	YES	UJ							UJ								G-
Benzo(k)fluoranthene	0.20		ug/L	U	YES	UJ							UJ								G-
Benzoic acid	10		ug/L	U	YES	R				R			UJ								G-,J-
Benzyl alcohol	5.0		ug/L	U	YES	UJ							UJ								G-
bis(2-Chloroethoxy)methane	1.0		ug/L	U	YES	UJ							UJ								G-
bis(2-Chloroethyl) ether	1.0		ug/L	U	YES	UJ							UJ								G-
bis(2-Ethylhexyl) phthalate	10		ug/L	U	YES	UJ							UJ								G-
Butylbenzyl Phthalate	1.0		ug/L	U	YES	UJ							UJ								G-
Carbazole	1.0		ug/L	U	YES	UJ							UJ								G-
Chrysene	0.20		ug/L	U	YES	UJ							UJ								G-
dibenzo(a,h)anthracene	0.20		ug/L	U	YES	UJ							UJ								G-
Dibenzofuran	1.0		ug/L	U	YES	UJ							UJ								G-
Diethyl phthalate	1.0		ug/L	U	YES	UJ							UJ								G-
Dimethyl phthalate	1.0		ug/L	U	YES	UJ							UJ								G-
Di-n-butyl phthalate	1.0		ug/L	U	YES	UJ							UJ								G-
Di-n-octyl phthalate	1.0		ug/L	U	YES	UJ							UJ								G-
Fluoranthene	0.20		ug/L	U	YES	UJ							UJ								G-
Fluorene	0.20		ug/L	U	YES	UJ							UJ								G-
Hexachlorobenzene	0.20		ug/L	U	YES	UJ							UJ								G-
Hexachlorobutadiene	1.0		ug/L	U	YES	UJ							UJ								G-
Hexachlorocyclopentadiene	10		ug/L	U	YES	R				R			UJ								G-,J-
Hexachloroethane	1.0		ug/L	U	YES	UJ							UJ								G-
Indeno(1,2,3-cd)pyrene	0.20		ug/L	U	YES	UJ							UJ								G-
Isophorone	1.0		ug/L	U	YES	UJ							UJ								G-

* Overall result qualifier reflects summation of qualifiers added during automated data review and any qualifiers added manually for categories not assessed by automated data review

Sample Qualification Report with Reason Codes (All Results sorted by Client Sample ID)

Client Sample ID : FWGLL3mw-237C-0579-GW **Lab Report Batch :** A8A300102 **Lab ID :** STLCAN

Sample Date : 01/29/2008 **Analysis Type: RES** **Sample Matrix :** AQ

Lab Sample ID: A8A300102018

Reviewed By / Date : ASD 3/5/2008 **Approved By / Date :** Deanna Kelley 3/18/08

Analyte Name	Result	Uncertainty / Error	Result Units	Lab Qual	Rep Res	Overall Qual*	Temp	HT	MB	LCS	MS	Lab Dup	Surr	Rep Limit	Moist Tot/Dis	Field QC	Tune	IC	ICV	CV / CCV	Reason Codes
Analysis Method : 8270C						**Dilution: 1**															
Naphthalene	0.20		ug/L	U	YES	**UJ**							UJ								G-
Nitrobenzene	1.0		ug/L	U	YES	**UJ**							UJ								G-
N-nitroso-di-n-propylamine	1.0		ug/L	U	YES	**UJ**							UJ								G-
N-Nitrosodiphenylamine	1.0		ug/L	U	YES	**UJ**							UJ								G-
Pentachlorophenol	5.0		ug/L	U	YES	**UJ**							UJ								Pm-,G-
Phenanthrene	0.20		ug/L	U	YES	**UJ**							UJ								G-
Phenol	1.0		ug/L	U	YES	**UJ**							UJ								G-
Pyrene	0.20		ug/L	U	YES	**UJ**							UJ								G-
Analysis Method : 9012A						**Dilution: 1**															
Cyanide	0.010		mg/L	U	YES																

* Overall result qualifier reflects summation of qualifiers added during automated data review and any qualifiers added manually for categories not assessed by automated data review

Sample Qualification Report with Reason Codes (All Results sorted by Client Sample ID)

Client Sample ID : FWGLL3mw-240C-0580-GF **Lab Report Batch :** A8A300102 **Lab ID :** STLCAN

Sample Date : 01/29/2008 **Analysis Type: RES/TOT** **Sample Matrix :** AQ

Lab Sample ID: A8A300102017

Reviewed By / Date : ASD 3/5/2008 **Approved By / Date :** Heather McKay 3/18/08

Analyte Name	Result	Uncertainty / Error	Result Units	Lab Qual	Rep Res	Overall Qual*	Temp	HT	MB	LCS	MS	Lab Dup	Surr	Rep Limit	Moist Tot/Dis	Field QC	Tune	IC	ICV	CV / CCV	Reason Codes
Analysis Method : 6010B						**Dilution: 1**															
Arsenic	5.0		ug/L	U	YES																
Barium	11.8		ug/L	J	YES																
Calcium	22800		ug/L	J	YES																
Chromium	5.0		ug/L	U	YES																
Cobalt	5.0		ug/L	U	YES																
Copper	5.0		ug/L	U	YES																
Lead	3.0		ug/L	U	YES																
Magnesium	8160		ug/L	J	YES																
Manganese	1.7		ug/L	B J	YES	J								J							L
Nickel	4.7		ug/L	B	YES	J								J							L
Potassium	964		ug/L	B J	YES	J								J							L
Selenium	5.0		ug/L	U	YES																
Silver	5.0		ug/L	U	YES																
Sodium	4300		ug/L		YES																
Vanadium	10.0		ug/L	U	YES																
Analysis Method : 6020						**Dilution: 1**															
Aluminum	40.4		ug/L	B	YES	J								J							L
Antimony	1.1		ug/L	B	YES	J								J							L
Beryllium	1.0		ug/L	U	YES																
Cadmium	0.50		ug/L	U	YES																
Iron	44.2		ug/L	B	YES	J								J							L
Thallium	1.0		ug/L	U	YES																
Zinc	4.3		ug/L	B J	YES	~~U~~ BS 3/17/08			~~U~~ B					J							L, F
Analysis Method : 7470A						**Dilution: 1**															
Mercury	0.20		ug/L	U	YES																

* Overall result qualifier reflects summation of qualifiers added during automated data review and any qualifiers added manually for categories not assessed by automated data review

Sample Qualification Report with Reason Codes (All Results sorted by Client Sample ID)

Client Sample ID : FWGLL3mw-240C-0580-GW **Lab Report Batch :** A8A300102 **Lab ID :** STLCAN

Sample Date : 01/29/2008 **Analysis Type: RE** **Sample Matrix :** AQ

Lab Sample ID: A8A300102016

Reviewed By / Date : ASD 3/5/2008 **Approved By / Date :** Heather Medley 3/18/08

Analyte Name	Result	Uncertainty / Error	Result Units	Lab Qual	Rep Res	Overall Qual*	Temp	HT	MB	LCS	MS	Lab Dup	Surr	Rep Limit	Moist Tot/Dis	Field QC	Tune	IC	ICV	CV / CCV	Reason Codes
Analysis Method : 8270C						**Dilution: 1**															
2,4-Dinitrophenol	5.0		ug/L	U	YES	UJ		UJ													Pm-,D-
4,6-Dinitro-2-methylphenol	5.0		ug/L	U	YES	UJ		UJ													Pm-,D-

* Overall result qualifier reflects summation of qualifiers added during automated data review and any qualifiers added manually for categories not assessed by automated data review

Sample Qualification Report with Reason Codes (All Results sorted by Client Sample ID)

Client Sample ID : FWGLL3mw-240C-0580-GW **Lab Report Batch :** A8A300102 **Lab ID :** STLCAN

Sample Date : 01/29/2008 **Analysis Type: RES** **Sample Matrix :** AQ

Lab Sample ID: A8A300102016

Reviewed By / Date : ASD 3/5/2008 **Approved By / Date :** Heather Melby 3/18/08

Analyte Name	Result	Uncertainty / Error	Result Units	Lab Qual	Rep Res	Overall Qual*	Temp	HT	MB	LCS	MS	Lab Dup	Surr	Rep Limit	Moist Tot/Dis	Field QC	Tune	IC	ICV	CV / CCV	Reason Codes
Analysis Method : 8081A						**Dilution: 1**															
4,4'-DDD	0.030		ug/L	U	YES	UJ							UJ								G-
4,4'-DDE	0.030		ug/L	U	YES	UJ							UJ								G-
4,4'-DDT	0.030		ug/L	U	YES	UJ							UJ								G-
Aldrin	0.030		ug/L	U	YES	UJ							UJ								G-
alpha-BHC	0.030		ug/L	U	YES	UJ							UJ								G-
alpha-Chordane	0.030		ug/L	U	YES	UJ							UJ								G-
beta-BHC	0.030		ug/L	U	YES	UJ							UJ								G-
delta-BHC	0.030		ug/L	U	YES	UJ							UJ								G-
Dieldrin	0.030		ug/L	U	YES	UJ							UJ								G-
Endosulfan I	0.025		ug/L	U	YES	UJ							UJ								G-
Endosulfan II	0.025		ug/L	U	YES	UJ							UJ								G-
Endosulfan sulfate	0.030		ug/L	U	YES	UJ							UJ								G-
Endrin	0.030		ug/L	U	YES	UJ							UJ								G-
Endrin aldehyde	0.030		ug/L	U	YES	UJ							UJ								G-
Endrin ketone	0.030		ug/L	U	YES	UJ							UJ								G-
gamma-BHC	0.030		ug/L	U	YES	UJ							UJ								G-
gamma-Chlordane	0.030		ug/L	U	YES	UJ							UJ								G-
Heptachlor	0.030		ug/L	U	YES	UJ							UJ								G-
Heptachlor epoxide	0.030		ug/L	U	YES	UJ							UJ								G-
Methoxychlor	0.10		ug/L	U	YES	UJ							UJ								G-
Toxaphene	2.0		ug/L	U	YES	UJ							UJ								G-
Analysis Method : 8082						**Dilution: 1**															
Aroclor 1016	0.50		ug/L	U	YES	UJ							UJ								G-
Aroclor 1221	0.50		ug/L	U	YES	UJ							UJ								G-
Aroclor 1232	0.50		ug/L	U	YES	UJ							UJ								G-
Aroclor 1242	0.50		ug/L	U	YES	UJ							UJ								G-
Aroclor 1248	0.50		ug/L	U	YES	UJ							UJ								G-
Aroclor 1254	0.50		ug/L	U	YES	UJ							UJ								G-
Aroclor 1260	0.50		ug/L	U	YES	UJ							UJ								G-
Analysis Method : 8260B						**Dilution: 1**															
1,1,1-Trichloroethane	1.0		ug/L	U	YES																
1,1,2,2-Tetrachloroethane	1.0		ug/L	U	YES																

* Overall result qualifier reflects summation of qualifiers added during automated data review and any qualifiers added manually for categories not assessed by automated data review

Sample Qualification Report with Reason Codes (All Results sorted by Client Sample ID)

Client Sample ID : FWGLL3mw-240C-0580-GW **Lab Report Batch :** A8A300102 **Lab ID :** STLCAN

Sample Date : 01/29/2008 **Analysis Type: RES** **Sample Matrix :** AQ

Lab Sample ID: A8A300102016

Reviewed By / Date : ASD 3/5/2008 **Approved By / Date :** Heather Neely 3/18/08

Analyte Name	Result	Uncertainty / Error	Result Units	Lab Qual	Rep Res	Overall Qual*	Temp	HT	MB	LCS	MS	Lab Dup	Surr	Rep Limit	Moist Tot/Dis	Field QC	Tune	IC	ICV	CV / CCV	Reason Codes
Analysis Method : 8260B						**Dilution: 1**															
1,1,2-Trichloroethane	1.0		ug/L	U	YES																
1,1-Dichloroethane	1.0		ug/L	U	YES																
1,1-Dichloroethene	1.0		ug/L	U	YES																
1,2-Dibromoethane	1.0		ug/L	U	YES																
1,2-Dichloroethane	1.0		ug/L	U	YES																
1,2-Dichloroethene (total)	1.0		ug/L	U	YES																
1,2-Dichloropropane	1.0		ug/L	U	YES																
2-Butanone	10		ug/L	U	YES	UJ															Pm-
2-Hexanone	10		ug/L	U	YES																
4-Methyl-2-pentanone	10		ug/L	U	YES																
Acetone	10		ug/L	U	YES	~~UJ~~															~~Pm-~~
Benzene	1.0		ug/L	U	YES																
Bromochloromethane	1.0		ug/L	U	YES																
Bromodichloromethane	1.0		ug/L	U	YES																
Bromoform	1.0		ug/L	U	YES	UJ															Pm-
Bromomethane	1.0		ug/L	U	YES																
Carbon disulfide	1.0		ug/L	U	YES																
Carbon tetrachloride	1.0		ug/L	U	YES																
Chlorobenzene	1.0		ug/L	U	YES																
Chloroethane	1.0		ug/L	U	YES																
Chloroform	1.0		ug/L	U	YES																
Chloromethane	1.0		ug/L	U	YES																
cis-1,2-Dichloroethene	1.0		ug/L	U	YES																
cis-1,3-Dichloropropene	1.0		ug/L	U	YES																
Dibromochloromethane	1.0		ug/L	U	YES																
Ethylbenzene	1.0		ug/L	U	YES																
M&P-XYLENES	2.0		ug/L	U	YES																
Methylene chloride	2.0		ug/L	U	YES	UJ															Pj-
o-Xylene	1.0		ug/L	U	YES																
Styrene	1.0		ug/L	U	YES																
Tetrachloroethene	1.0		ug/L	U	YES																

* Overall result qualifier reflects summation of qualifiers added during automated data review and any qualifiers added manually for categories not assessed by automated data review

Sample Qualification Report with Reason Codes (All Results sorted by Client Sample ID)

Client Sample ID : FWGLL3mw-240C-0580-GW **Lab Report Batch :** A8A300102 **Lab ID :** STLCAN

Sample Date : 01/29/2008 **Analysis Type: RES** **Sample Matrix :** AQ

Lab Sample ID: A8A300102016

Reviewed By / Date : ASD 3/5/2008 **Approved By / Date :** Heather Hedley 3/18/08

Analyte Name	Result	Uncertainty / Error	Result Units	Lab Qual	Rep Res	Overall Qual*	Temp	HT	MB	LCS	MS	Lab Dup	Surr	Rep Limit	Moist Tot/Dis	Field QC	Tune	IC	ICV	CV / CCV	Reason Codes
Analysis Method : 8260B						**Dilution: 1**															
Toluene	1.0		ug/L	U	YES																
TOTAL XYLENES	2.0		ug/L	U	YES																
trans-1,2-Dichloroethene	1.0		ug/L	U	YES																
trans-1,3-Dichloropropene	1.0		ug/L	U	YES																
Trichloroethene	1.0		ug/L	U	YES																
Vinyl chloride	1.0		ug/L	U	YES																
Analysis Method : 8270C						**Dilution: 1**															
1,2,4-Trichlorobenzene	1.0		ug/L	U	YES																
1,2-Dichlorobenzene	1.0		ug/L	U	YES																
1,3-Dichlorobenzene	1.0		ug/L	U	YES																
1,4-Dichlorobenzene	1.0		ug/L	U	YES																
2,2-OXYBIS (1-CHLOROPROPANE)	1.0		ug/L	U	YES																
2,4,5-Trichlorophenol	5.0		ug/L	U	YES																
2,4,6-Trichlorophenol	5.0		ug/L	U	YES																
2,4-Dichlorophenol	2.0		ug/L	U	YES																
2,4-Dimethylphenol	2.0		ug/L	U	YES																
2,4-Dinitrotoluene	5.0		ug/L	U	YES																
2,6-Dinitrotoluene	5.0		ug/L	U	YES																
2-Chloronaphthalene	1.0		ug/L	U	YES																
2-Chlorophenol	1.0		ug/L	U	YES																
2-Methylnaphthalene	0.20		ug/L	U	YES																
2-Methylphenol	1.0		ug/L	U	YES																
2-Nitroaniline	2.0		ug/L	U	YES																
2-Nitrophenol	2.0		ug/L	U	YES																
3,3'-Dichlorobenzidine	5.0		ug/L	U	YES																
3-Nitroaniline	2.0		ug/L	U	YES																
4-Bromophenyl phenyl ether	2.0		ug/L	U	YES																
4-Chloro-3-methylphenol	2.0		ug/L	U	YES																
4-Chloroaniline	2.0		ug/L	U	YES																
4-Chlorophenyl phenyl ether	2.0		ug/L	U	YES																
4-Methylphenol	1.0		ug/L	U	YES																

* Overall result qualifier reflects summation of qualifiers added during automated data review and any qualifiers added manually for categories not assessed by automated data review

Sample Qualification Report with Reason Codes (All Results sorted by Client Sample ID)

Client Sample ID : FWGLL3mw-240C-0580-GW **Lab Report Batch :** A8A300102 **Lab ID :** STLCAN

Sample Date : 01/29/2008 **Analysis Type: RES** **Sample Matrix :** AQ

Lab Sample ID: A8A300102016

Reviewed By / Date : ASD 3/5/2008 **Approved By / Date :** Heather McCoy 3/18/08

Analyte Name	Result	Uncertainty / Error	Result Units	Lab Qual	Rep Res	Overall Qual*	Temp	HT	MB	LCS	MS	Lab Dup	Surr	Rep Limit	Moist Tot/Dis	Field QC	Tune	IC	ICV	CV / CCV	Reason Codes
Analysis Method : 8270C						**Dilution: 1**															
4-Nitroanaline	2.0		ug/L	U	YES																
4-Nitrophenol	5.0		ug/L	U	YES																
Acenaphthene	0.20		ug/L	U	YES																
Acenaphthylene	0.20		ug/L	U	YES																
Anthracene	0.20		ug/L	U	YES																
Benzo(a)anthracene	0.20		ug/L	U	YES																
Benzo(a)pyrene	0.20		ug/L	U	YES																
Benzo(b)fluoranthene	0.20		ug/L	U	YES																
BENZO(G,H,I)PERYLENE	0.20		ug/L	U	YES																
Benzo(k)fluoranthene	0.20		ug/L	U	YES																
Benzoic acid	10		ug/L	U	YES	R				R											J-
Benzyl alcohol	5.0		ug/L	U	YES																
bis(2-Chloroethoxy)methane	1.0		ug/L	U	YES																
bis(2-Chloroethyl) ether	1.0		ug/L	U	YES																
bis(2-Ethylhexyl) phthalate	1.6		ug/L	J	YES	J								J							L
Butylbenzyl Phthalate	1.0		ug/L	U	YES																
Carbazole	1.0		ug/L	U	YES																
Chrysene	0.20		ug/L	U	YES																
dibenzo(a,h)anthracene	0.20		ug/L	U	YES																
Dibenzofuran	1.0		ug/L	U	YES																
Diethyl phthalate	1.0		ug/L	U	YES																
Dimethyl phthalate	1.0		ug/L	U	YES																
Di-n-butyl phthalate	1.0		ug/L	U	YES																
Di-n-octyl phthalate	1.0		ug/L	U	YES																
Fluoranthene	0.20		ug/L	U	YES																
Fluorene	0.20		ug/L	U	YES																
Hexachlorobenzene	0.20		ug/L	U	YES																
Hexachlorobutadiene	1.0		ug/L	U	YES																
Hexachlorocyclopentadiene	10		ug/L	U	YES	R				R											J-
Hexachloroethane	1.0		ug/L	U	YES																
Indeno(1,2,3-cd)pyrene	0.20		ug/L	U	YES																

* Overall result qualifier reflects summation of qualifiers added during automated data review and any qualifiers added manually for categories not assessed by automated data review

Sample Qualification Report with Reason Codes (All Results sorted by Client Sample ID)

Client Sample ID : FWGLL3mw-240C-0580-GW **Lab Report Batch :** A8A300102 **Lab ID :** STLCAN

Sample Date : 01/29/2008 **Analysis Type: RES** **Sample Matrix :** AQ

Lab Sample ID: A8A300102016

Reviewed By / Date : ASD 3/5/2008 **Approved By / Date :** Heather Hedley 3/18/08

Analyte Name	Result	Uncertainty / Error	Result Units	Lab Qual	Rep Res	Overall Qual*	Temp	HT	MB	LCS	MS	Lab Dup	Surr	Rep Limit	Moist Tot/Dis	Field QC	Tune	IC	ICV	CV / CCV	Reason Codes
Analysis Method : 8270C						**Dilution: 1**															
Isophorone	1.0		ug/L	U	YES																
Naphthalene	0.20		ug/L	U	YES																
Nitrobenzene	1.0		ug/L	U	YES																
N-nitroso-di-n-propylamine	1.0		ug/L	U	YES																
N-Nitrosodiphenylamine	1.0		ug/L	U	YES																
Pentachlorophenol	5.0		ug/L	U	YES	UJ															Pm-
Phenanthrene	0.20		ug/L	U	YES																
Phenol	1.0		ug/L	U	YES																
Pyrene	0.20		ug/L	U	YES																
Analysis Method : 9012A						**Dilution: 1**															
Cyanide	0.010		mg/L	U	YES																

* Overall result qualifier reflects summation of qualifiers added during automated data review and any qualifiers added manually for categories not assessed by automated data review

Sample Qualification Report with Reason Codes (All Results sorted by Client Sample ID)

Client Sample ID : FWGLL3mw-241C-0581-GF **Lab Report Batch :** A8A300102 **Lab ID :** STLCAN

Sample Date : 01/29/2008 **Analysis Type: RES/TOT** **Sample Matrix :** AQ

Lab Sample ID: A8A300102006

Reviewed By / Date : ASD 3/5/2008 **Approved By / Date :** Heather McCee 3/18/08

Analyte Name	Result	Uncertainty / Error	Result Units	Lab Qual	Rep Res	Overall Qual*	Temp	HT	MB	LCS	MS	Lab Dup	Surr	Rep Limit	Moist Tot/Dis	Field QC	Tune	IC	ICV	CV / CCV	Reason Codes
Analysis Method : 6010B						**Dilution: 1**															
Arsenic	5.0		ug/L	U	YES																
Barium	9.7		ug/L	B J	YES	J								J							L
Calcium	18700		ug/L	J	YES																
Chromium	5.0		ug/L	U	YES																
Cobalt	5.0		ug/L	U	YES																
Copper	5.0		ug/L	U	YES																
Lead	3.0		ug/L	U	YES																
Magnesium	6570		ug/L	J	YES																
Manganese	91.2		ug/L	J	YES																
Nickel	10.0		ug/L	U	YES																
Potassium	1190		ug/L	J	YES																
Selenium	5.0		ug/L	U	YES																
Silver	5.0		ug/L	U	YES																
Sodium	4510		ug/L		YES																
Vanadium	10.0		ug/L	U	YES																
Analysis Method : 6020						**Dilution: 1**															
Aluminum	50.0		ug/L	U	YES																
Antimony	2.0		ug/L	U	YES																
Beryllium	1.0		ug/L	U	YES																
Cadmium	0.50		ug/L	U	YES																
Iron	50.0		ug/L	U	YES																
Thallium	1.0		ug/L	U	YES	~~U~~ TAD 3/17/08															
Zinc	4.9		ug/L	B J	YES	~~U~~ BJ			U B					J							L
Analysis Method : 7470A						**Dilution: 1**															
Mercury	0.20		ug/L	U	YES																

* Overall result qualifier reflects summation of qualifiers added during automated data review and any qualifiers added manually for categories not assessed by automated data review

Sample Qualification Report with Reason Codes (All Results sorted by Client Sample ID)

Client Sample ID : FWGLL3mw-241C-0581-GW **Lab Report Batch :** A8A300102 **Lab ID :** STLCAN

Sample Date : 01/29/2008 **Analysis Type: RE** **Sample Matrix :** AQ

Lab Sample ID: A8A300102005

Reviewed By / Date : ASD 3/5/2008 **Approved By / Date :** Heather McCoy 3/18/08

Analyte Name	Result	Uncertainty / Error	Result Units	Lab Qual	Rep Res	Overall Qual*	Temp	HT	MB	LCS	MS	Lab Dup	Surr	Rep Limit	Moist Tot/Dis	Field QC	Tune	IC	ICV	CV / CCV	Reason Codes
Analysis Method : 8081A						**Dilution: 5**															
Heptachlor epoxide	0.15		ug/L	U	YES																
Analysis Method : 8270C						**Dilution: 1**															
2,4-Dinitrophenol	5.0		ug/L	U	YES	UJ		UJ					UJ								Pm-,D-,G-
4,6-Dinitro-2-methylphenol	5.0		ug/L	U	YES	UJ		UJ					UJ								Pm-,D-,G-

* Overall result qualifier reflects summation of qualifiers added during automated data review and any qualifiers added manually for categories not assessed by automated data review

Sample Qualification Report with Reason Codes (All Results sorted by Client Sample ID)

Client Sample ID : FWGLL3mw-241C-0581-GW **Lab Report Batch :** A8A300102 **Lab ID :** STLCAN

Sample Date : 01/29/2008 **Analysis Type: RES** **Sample Matrix :** AQ

Lab Sample ID: A8A300102005

Reviewed By / Date : ASD 3/5/2008 **Approved By / Date :** Heather Medley 3/18/08

Analyte Name	Result	Uncertainty / Error	Result Units	Lab Qual	Rep Res	Overall Qual*	Temp	HT	MB	LCS	MS	Lab Dup	Surr	Rep Limit	Moist Tot/Dis	Field QC	Tune	IC	ICV	CV / CCV	Reason Codes
Analysis Method : 8081A						**Dilution: 1**															
4,4'-DDD	0.030		ug/L	U	YES	UJ							UJ								G-
4,4'-DDE	0.030		ug/L	U	YES	UJ							UJ								G-
4,4'-DDT	0.030		ug/L	U	YES	UJ							UJ								G-
Aldrin	0.030		ug/L	U	YES	UJ							UJ								G-
alpha-BHC	0.030		ug/L	U	YES	UJ							UJ								G-
alpha-Chordane	0.030		ug/L	U	YES	UJ							UJ								G-
beta-BHC	0.030		ug/L	U	YES	UJ							UJ								G-
delta-BHC	0.030		ug/L	U	YES	UJ							UJ								G-
Dieldrin	0.030		ug/L	U	YES	UJ							UJ								G-
Endosulfan I	0.025		ug/L	U	YES	UJ							UJ								G-
Endosulfan II	0.025		ug/L	U	YES	UJ							UJ								G-
Endosulfan sulfate	0.030		ug/L	U	YES	UJ							UJ								G-
Endrin	0.030		ug/L	U	YES	UJ							UJ								G-
Endrin aldehyde	0.030		ug/L	U	YES	UJ							UJ								G-
Endrin ketone	0.030		ug/L	U	YES	UJ							UJ								G-
gamma-BHC	0.030		ug/L	U	YES	UJ							UJ								G-
gamma-Chlordane	0.030		ug/L	U	YES	UJ							UJ								G-
Heptachlor	0.030		ug/L	U	YES	UJ							UJ								G-
Methoxychlor	0.10		ug/L	U	YES	UJ							UJ								G-
Toxaphene	2.0		ug/L	U	YES	UJ							UJ								G-
Analysis Method : 8082						**Dilution: 1**															
Aroclor 1016	0.50		ug/L	U	YES																
Aroclor 1221	0.50		ug/L	U	YES																
Aroclor 1232	0.50		ug/L	U	YES																
Aroclor 1242	0.50		ug/L	U	YES																
Aroclor 1248	0.50		ug/L	U	YES																
Aroclor 1254	0.50		ug/L	U	YES																
Aroclor 1260	0.50		ug/L	U	YES																
Analysis Method : 8260B						**Dilution: 1**															
1,1,1-Trichloroethane	1.0		ug/L	U	YES																
1,1,2,2-Tetrachloroethane	1.0		ug/L	U	YES																
1,1,2-Trichloroethane	1.0		ug/L	U	YES																

* Overall result qualifier reflects summation of qualifiers added during automated data review and any qualifiers added manually for categories not assessed by automated data review

Sample Qualification Report with Reason Codes (All Results sorted by Client Sample ID)

Client Sample ID : FWGLL3mw-241C-0581-GW **Lab Report Batch :** A8A300102 **Lab ID :** STLCAN

Sample Date : 01/29/2008 **Analysis Type: RES** **Sample Matrix :** AQ

Lab Sample ID: A8A300102005

Reviewed By / Date : ASD 3/5/2008 **Approved By / Date :** Heather Hedley 3/18/08

Analyte Name	Result	Uncertainty / Error	Result Units	Lab Qual	Rep Res	Overall Qual*	Temp	HT	MB	LCS	MS	Lab Dup	Surr	Rep Limit	Moist Tot/Dis	Field QC	Tune	IC	ICV	CV / CCV	Reason Codes
Analysis Method : 8260B						**Dilution: 1**															
1,1-Dichloroethane	1.0		ug/L	U	YES																
1,1-Dichloroethene	1.0		ug/L	U	YES																
1,2-Dibromoethane	1.0		ug/L	U	YES																
1,2-Dichloroethane	1.0		ug/L	U	YES																
1,2-Dichloroethene (total)	1.0		ug/L	U	YES																
1,2-Dichloropropane	1.0		ug/L	U	YES																
2-Butanone	10		ug/L	U	YES	UJ															Pm-
2-Hexanone	10		ug/L	U	YES																
4-Methyl-2-pentanone	10		ug/L	U	YES																
Acetone	10		ug/L	U	YES	~~UJ~~															~~Pm-~~
Benzene	1.0		ug/L	U	YES																
Bromochloromethane	1.0		ug/L	U	YES																
Bromodichloromethane	1.0		ug/L	U	YES																
Bromoform	1.0		ug/L	U	YES	UJ															Pm-
Bromomethane	1.0		ug/L	U	YES																
Carbon disulfide	1.0		ug/L	U	YES																
Carbon tetrachloride	1.0		ug/L	U	YES																
Chlorobenzene	1.0		ug/L	U	YES																
Chloroethane	1.0		ug/L	U	YES																
Chloroform	1.0		ug/L	U	YES																
Chloromethane	1.0		ug/L	U	YES																
cis-1,2-Dichloroethene	1.0		ug/L	U	YES																
cis-1,3-Dichloropropene	1.0		ug/L	U	YES																
Dibromochloromethane	1.0		ug/L	U	YES																
Ethylbenzene	1.0		ug/L	U	YES																
M&P-XYLENES	2.0		ug/L	U	YES																
Methylene chloride	2.0		ug/L	U	YES	UJ															Pj-
o-Xylene	1.0		ug/L	U	YES																
Styrene	1.0		ug/L	U	YES																
Tetrachloroethene	1.0		ug/L	U	YES																
Toluene	1.0		ug/L	U	YES																

* Overall result qualifier reflects summation of qualifiers added during automated data review and any qualifiers added manually for categories not assessed by automated data review

Sample Qualification Report with Reason Codes (All Results sorted by Client Sample ID)

Client Sample ID : FWGLL3mw-241C-0581-GW **Lab Report Batch :** A8A300102 **Lab ID :** STLCAN

Sample Date : 01/29/2008 **Analysis Type: RES** **Sample Matrix :** AQ

Lab Sample ID: A8A300102005

Reviewed By / Date : ASD 3/5/2008 **Approved By / Date :** Heather McCoy 3/18/08

Analyte Name	Result	Uncertainty / Error	Result Units	Lab Qual	Rep Res	Overall Qual*	Temp	HT	MB	LCS	MS	Lab Dup	Surr	Rep Limit	Moist Tot/Dis	Field QC	Tune	IC	ICV	CV / CCV	Reason Codes
Analysis Method : 8260B						**Dilution: 1**															
TOTAL XYLENES	2.0		ug/L	U	YES																
trans-1,2-Dichloroethene	1.0		ug/L	U	YES																
trans-1,3-Dichloropropene	1.0		ug/L	U	YES																
Trichloroethene	1.0		ug/L	U	YES																
Vinyl chloride	1.0		ug/L	U	YES																
Analysis Method : 8270C						**Dilution: 1**															
1,2,4-Trichlorobenzene	1.0		ug/L	U	YES	UJ							UJ								G-
1,2-Dichlorobenzene	1.0		ug/L	U	YES	UJ							UJ								G-
1,3-Dichlorobenzene	1.0		ug/L	U	YES	UJ							UJ								G-
1,4-Dichlorobenzene	1.0		ug/L	U	YES	UJ							UJ								G-
2,2-OXYBIS (1-CHLOROPROPANE)	1.0		ug/L	U	YES	UJ							UJ								G-
2,4,5-Trichlorophenol	5.0		ug/L	U	YES	UJ							UJ								G-
2,4,6-Trichlorophenol	5.0		ug/L	U	YES	UJ							UJ								G-
2,4-Dichlorophenol	2.0		ug/L	U	YES	UJ							UJ								G-
2,4-Dimethylphenol	2.0		ug/L	U	YES	UJ							UJ								G-
2,4-Dinitrotoluene	5.0		ug/L	U	YES	UJ							UJ								G-
2,6-Dinitrotoluene	5.0		ug/L	U	YES	UJ							UJ								G-
2-Chloronaphthalene	1.0		ug/L	U	YES	UJ							UJ								G-
2-Chlorophenol	1.0		ug/L	U	YES	UJ							UJ								G-
2-Methylnaphthalene	0.20		ug/L	U	YES	UJ							UJ								G-
2-Methylphenol	1.0		ug/L	U	YES	UJ							UJ								G-
2-Nitroaniline	2.0		ug/L	U	YES	UJ							UJ								G-
2-Nitrophenol	2.0		ug/L	U	YES	UJ							UJ								G-
3,3'-Dichlorobenzidine	5.0		ug/L	U	YES	UJ							UJ								G-
3-Nitroaniline	2.0		ug/L	U	YES	UJ							UJ								G-
4-Bromophenyl phenyl ether	2.0		ug/L	U	YES	UJ							UJ								G-
4-Chloro-3-methylphenol	2.0		ug/L	U	YES	UJ							UJ								G-
4-Chloroaniline	2.0		ug/L	U	YES	UJ							UJ								G-
4-Chlorophenyl phenyl ether	2.0		ug/L	U	YES	UJ							UJ								G-
4-Methylphenol	1.0		ug/L	U	YES	UJ							UJ								G-
4-Nitroanaline	2.0		ug/L	U	YES	UJ							UJ								G-

* Overall result qualifier reflects summation of qualifiers added during automated data review and any qualifiers added manually for categories not assessed by automated data review

Sample Qualification Report with Reason Codes (All Results sorted by Client Sample ID)

Client Sample ID : FWGLL3mw-241C-0581-GW **Lab Report Batch :** A8A300102 **Lab ID :** STLCAN

Sample Date : 01/29/2008 **Analysis Type: RES** **Sample Matrix :** AQ

Lab Sample ID: A8A300102005

Reviewed By / Date : ASD 3/5/2008 **Approved By / Date :** Heather Medley 3/18/08

Analyte Name	Result	Uncertainty / Error	Result Units	Lab Qual	Rep Res	Overall Qual*	Temp	HT	MB	LCS	MS	Lab Dup	Surr	Rep Limit	Moist Tot/Dis	Field QC	Tune	IC	ICV	CV / CCV	Reason Codes
Analysis Method : 8270C						**Dilution: 1**															
4-Nitrophenol	5.0		ug/L	U	YES	UJ							UJ								G-
Acenaphthene	0.20		ug/L	U	YES	UJ							UJ								G-
Acenaphthylene	0.20		ug/L	U	YES	UJ							UJ								G-
Anthracene	0.20		ug/L	U	YES	UJ							UJ								G-
Benzo(a)anthracene	0.20		ug/L	U	YES	UJ							UJ								G-
Benzo(a)pyrene	0.20		ug/L	U	YES	UJ							UJ								G-
Benzo(b)fluoranthene	0.20		ug/L	U	YES	UJ							UJ								G-
BENZO(G,H,I)PERYLENE	0.20		ug/L	U	YES	UJ							UJ								G-
Benzo(k)fluoranthene	0.20		ug/L	U	YES	UJ							UJ								G-
Benzoic acid	10		ug/L	U	YES	R				R			UJ								G-,J-
Benzyl alcohol	5.0		ug/L	U	YES	UJ							UJ								G-
bis(2-Chloroethoxy)methane	1.0		ug/L	U	YES	UJ							UJ								G-
bis(2-Chloroethyl) ether	1.0		ug/L	U	YES	UJ							UJ								G-
bis(2-Ethylhexyl) phthalate	10		ug/L	U	YES	UJ							UJ								G-
Butylbenzyl Phthalate	1.0		ug/L	U	YES	UJ							UJ								G-
Carbazole	1.0		ug/L	U	YES	UJ							UJ								G-
Chrysene	0.20		ug/L	U	YES	UJ							UJ								G-
dibenzo(a,h)anthracene	0.20		ug/L	U	YES	UJ							UJ								G-
Dibenzofuran	1.0		ug/L	U	YES	UJ							UJ								G-
Diethyl phthalate	1.0		ug/L	U	YES	UJ							UJ								G-
Dimethyl phthalate	1.0		ug/L	U	YES	UJ							UJ								G-
Di-n-butyl phthalate	1.0		ug/L	U	YES	UJ							UJ								G-
Di-n-octyl phthalate	1.0		ug/L	U	YES	UJ							UJ								G-
Fluoranthene	0.20		ug/L	U	YES	UJ							UJ								G-
Fluorene	0.20		ug/L	U	YES	UJ							UJ								G-
Hexachlorobenzene	0.20		ug/L	U	YES	UJ							UJ								G-
Hexachlorobutadiene	1.0		ug/L	U	YES	UJ							UJ								G-
Hexachlorocyclopentadiene	10		ug/L	U	YES	R				R			UJ								G-,J-
Hexachloroethane	1.0		ug/L	U	YES	UJ							UJ								G-
Indeno(1,2,3-cd)pyrene	0.20		ug/L	U	YES	UJ							UJ								G-
Isophorone	1.0		ug/L	U	YES	UJ							UJ								G-

* Overall result qualifier reflects summation of qualifiers added during automated data review and any qualifiers added manually for categories not assessed by automated data review

Sample Qualification Report with Reason Codes (All Results sorted by Client Sample ID)

Client Sample ID : FWGLL3mw-241C-0581-GW **Lab Report Batch :** A8A300102 **Lab ID :** STLCAN

Sample Date : 01/29/2008 **Analysis Type: RES** **Sample Matrix :** AQ

Lab Sample ID: A8A300102005

Reviewed By / Date : ASD 3/5/2008 **Approved By / Date :** Heather Medley 3/18/08

Analyte Name	Result	Uncertainty / Error	Result Units	Lab Qual	Rep Res	Overall Qual*	Temp	HT	MB	LCS	MS	Lab Dup	Surr	Rep Limit	Moist Tot/Dis	Field QC	Tune	IC	ICV	CV / CCV	Reason Codes
Analysis Method : 8270C						**Dilution: 1**															
Naphthalene	0.20		ug/L	U	YES	UJ							UJ								G-
Nitrobenzene	1.0		ug/L	U	YES	UJ							UJ								G-
N-nitroso-di-n-propylamine	1.0		ug/L	U	YES	UJ							UJ								G-
N-Nitrosodiphenylamine	1.0		ug/L	U	YES	UJ							UJ								G-
Pentachlorophenol	5.0		ug/L	U	YES	UJ							UJ								Pm-,G-
Phenanthrene	0.20		ug/L	U	YES	UJ							UJ								G-
Phenol	1.0		ug/L	U	YES	UJ							UJ								G-
Pyrene	0.20		ug/L	U	YES	UJ							UJ								G-
Analysis Method : 9012A						**Dilution: 1**															
Cyanide	0.010		mg/L	U	YES																

* Overall result qualifier reflects summation of qualifiers added during automated data review and any qualifiers added manually for categories not assessed by automated data review

Sample Qualification Report with Reason Codes (All Results sorted by Client Sample ID)

Client Sample ID : FWGLL3mw-DUP2-0602-GF **Lab Report Batch :** A8A300102 **Lab ID :** STLCAN

Sample Date : 01/29/2008 **Analysis Type: RES/TOT** **Sample Matrix :** AQ

Lab Sample ID: A8A300102015

Reviewed By / Date : ASD 3/5/2008 **Approved By / Date :** Heather Nudell 3/18/08

Analyte Name	Result	Uncertainty / Error	Result Units	Lab Qual	Rep Res	Overall Qual*	Temp	HT	MB	LCS	MS	Lab Dup	Surr	Rep Limit	Moist Tot/Dis	Field QC	Tune	IC	ICV	CV / CCV	Reason Codes
Analysis Method : 6010B						**Dilution: 1**															
Arsenic	5.0		ug/L	U	YES																
Barium	8.5		ug/L	B J	YES	J								J							L
Calcium	42400		ug/L	J	YES																
Chromium	5.0		ug/L	U	YES																
Cobalt	5.0		ug/L	U	YES																
Copper	5.0		ug/L	U	YES																
Lead	3.0		ug/L	U	YES																
Magnesium	17100		ug/L	J	YES																
Manganese	1470		ug/L	J	YES																
Nickel	6.3		ug/L	B	YES	J								J							L
Potassium	1950		ug/L	J	YES																
Selenium	5.0		ug/L	U	YES																
Silver	5.0		ug/L	U	YES																
Sodium	7020		ug/L		YES																
Vanadium	10.0		ug/L	U	YES																
Analysis Method : 6020						**Dilution: 1**															
Aluminum	50.0		ug/L	U	YES																
Antimony	0.14		ug/L	B	YES	J								J							L, BS
Beryllium	1.0		ug/L	U	YES																
Cadmium	0.50		ug/L	U	YES																
Iron	481		ug/L		YES																
Thallium	1.0		ug/L	U	YES		+RSD 3/17/08														
Zinc	2.7		ug/L	B J	YES	~~UJ~~ BS			~~U~~ B					J							L, F
Analysis Method : 7470A						**Dilution: 1**															
Mercury	0.20		ug/L	U	YES																

* Overall result qualifier reflects summation of qualifiers added during automated data review and any qualifiers added manually for categories not assessed by automated data review

Sample Qualification Report with Reason Codes (All Results sorted by Client Sample ID)

Client Sample ID : FWGLL3mw-DUP2-0602-GW **Lab Report Batch :** A8A300102 **Lab ID :** STLCAN

Sample Date : 01/29/2008 **Analysis Type: RE** **Sample Matrix :** AQ

Lab Sample ID: A8A300102014

Reviewed By / Date : ASD 3/5/2008 **Approved By / Date :** Heather Heeley 3/18/08

Analyte Name	Result	Uncertainty / Error	Result Units	Lab Qual	Rep Res	Overall Qual*	Temp	HT	MB	LCS	MS	Lab Dup	Surr	Rep Limit	Moist Tot/Dis	Field QC	Tune	IC	ICV	CV / CCV	Reason Codes
Analysis Method : 8081A						**Dilution: 5**															
Heptachlor epoxide	0.15		ug/L	U	YES																
Analysis Method : 8270C						**Dilution: 1**															
2,4-Dinitrophenol	5.0		ug/L	U	YES	UJ		UJ					UJ								Pm-,D-,G-
4,6-Dinitro-2-methylphenol	5.0		ug/L	U	YES	UJ		UJ					UJ								Pm-,D-,G-

* Overall result qualifier reflects summation of qualifiers added during automated data review and any qualifiers added manually for categories not assessed by automated data review

Sample Qualification Report with Reason Codes (All Results sorted by Client Sample ID)

Client Sample ID : FWGLL3mw-DUP2-0602-GW **Lab Report Batch :** A8A300102 **Lab ID :** STLCAN

Sample Date : 01/29/2008 **Analysis Type: RES** **Sample Matrix :** AQ

Lab Sample ID: A8A300102014

Reviewed By / Date : ASD 3/5/2008 **Approved By / Date :** Heather Medley 3/18/08

Analyte Name	Result	Uncertainty / Error	Result Units	Lab Qual	Rep Res	Overall Qual*	Temp	HT	MB	LCS	MS	Lab Dup	Surr	Rep Limit	Moist Tot/Dis	Field QC	Tune	IC	ICV	CV / CCV	Reason Codes
Analysis Method : 8081A						**Dilution: 1**															
4,4'-DDD	0.030		ug/L	U	YES																
4,4'-DDE	0.030		ug/L	U	YES																
4,4'-DDT	0.030		ug/L	U	YES																
Aldrin	0.030		ug/L	U	YES																
alpha-BHC	0.030		ug/L	U	YES																
alpha-Chordane	0.030		ug/L	U	YES																
beta-BHC	0.030		ug/L	U	YES																
delta-BHC	0.030		ug/L	U	YES																
Dieldrin	0.030		ug/L	U	YES																
Endosulfan I	0.025		ug/L	U	YES																
Endosulfan II	0.025		ug/L	U	YES																
Endosulfan sulfate	0.030		ug/L	U	YES																
Endrin	0.030		ug/L	U	YES																
Endrin aldehyde	0.030		ug/L	U	YES																
Endrin ketone	0.030		ug/L	U	YES																
gamma-BHC	0.030		ug/L	U	YES																
gamma-Chlordane	0.030		ug/L	U	YES																
Heptachlor	0.030		ug/L	U	YES																
Methoxychlor	0.10		ug/L	U	YES																
Toxaphene	2.0		ug/L	U	YES																
Analysis Method : 8082						**Dilution: 1**															
Aroclor 1016	0.50		ug/L	U	YES																
Aroclor 1221	0.50		ug/L	U	YES																
Aroclor 1232	0.50		ug/L	U	YES																
Aroclor 1242	0.50		ug/L	U	YES																
Aroclor 1248	0.50		ug/L	U	YES																
Aroclor 1254	0.50		ug/L	U	YES																
Aroclor 1260	0.50		ug/L	U	YES																
Analysis Method : 8260B						**Dilution: 1**															
1,1,1-Trichloroethane	1.0		ug/L	U	YES																
1,1,2,2-Tetrachloroethane	1.0		ug/L	U	YES																
1,1,2-Trichloroethane	1.0		ug/L	U	YES																

* Overall result qualifier reflects summation of qualifiers added during automated data review and any qualifiers added manually for categories not assessed by automated data review

Sample Qualification Report with Reason Codes (All Results sorted by Client Sample ID)

Client Sample ID : FWGLL3mw-DUP2-0602-GW **Lab Report Batch :** A8A300102 **Lab ID :** STLCAN

Sample Date : 01/29/2008 **Analysis Type: RES** **Sample Matrix :** AQ

Lab Sample ID: A8A300102014

Reviewed By / Date : ASD 3/5/2008 **Approved By / Date :** Heather Nedley 3/18/08

Analyte Name	Result	Uncertainty / Error	Result Units	Lab Qual	Rep Res	Overall Qual*	Temp	HT	MB	LCS	MS	Lab Dup	Surr	Rep Limit	Moist Tot/Dis	Field QC	Tune	IC	ICV	CV / CCV	Reason Codes
Analysis Method : 8260B						**Dilution: 1**															
1,1-Dichloroethane	1.0		ug/L	U	YES																
1,1-Dichloroethene	1.0		ug/L	U	YES																
1,2-Dibromoethane	1.0		ug/L	U	YES																
1,2-Dichloroethane	1.0		ug/L	U	YES																
1,2-Dichloroethene (total)	1.0		ug/L	U	YES																
1,2-Dichloropropane	1.0		ug/L	U	YES																
2-Butanone	10		ug/L	U	YES	UJ															Pm-
2-Hexanone	10		ug/L	U	YES																
4-Methyl-2-pentanone	10		ug/L	U	YES																
Acetone	10		ug/L	U	YES	UJ															~~Pm-~~
Benzene	1.0		ug/L	U	YES																
Bromochloromethane	1.0		ug/L	U	YES																
Bromodichloromethane	1.0		ug/L	U	YES																
Bromoform	1.0		ug/L	U	YES	UJ															Pm-
Bromomethane	1.0		ug/L	U	YES																
Carbon disulfide	1.0		ug/L	U	YES																
Carbon tetrachloride	1.0		ug/L	U	YES																
Chlorobenzene	1.0		ug/L	U	YES																
Chloroethane	1.0		ug/L	U	YES																
Chloroform	1.0		ug/L	U	YES																
Chloromethane	1.0		ug/L	U	YES																
cis-1,2-Dichloroethene	1.0		ug/L	U	YES																
cis-1,3-Dichloropropene	1.0		ug/L	U	YES																
Dibromochloromethane	1.0		ug/L	U	YES																
Ethylbenzene	1.0		ug/L	U	YES																
M&P-XYLENES	2.0		ug/L	U	YES																
Methylene chloride	2.0		ug/L	U	YES	UJ															Pj-
o-Xylene	1.0		ug/L	U	YES																
Styrene	1.0		ug/L	U	YES																
Tetrachloroethene	1.0		ug/L	U	YES																
Toluene	1.0		ug/L	U	YES																

* Overall result qualifier reflects summation of qualifiers added during automated data review and any qualifiers added manually for categories not assessed by automated data review

Sample Qualification Report with Reason Codes (All Results sorted by Client Sample ID)

Client Sample ID : FWGLL3mw-DUP2-0602-GW **Lab Report Batch :** A8A300102 **Lab ID :** STLCAN

Sample Date : 01/29/2008 **Analysis Type: RES** **Sample Matrix :** AQ

Lab Sample ID: A8A300102014

Reviewed By / Date : ASD 3/5/2008 **Approved By / Date :** Heather Medley 3/18/08

Analyte Name	Result	Uncertainty / Error	Result Units	Lab Qual	Rep Res	Overall Qual*	Temp	HT	MB	LCS	MS	Lab Dup	Surr	Rep Limit	Moist Tot/Dis	Field QC	Tune	IC	ICV	CV / CCV	Reason Codes
Analysis Method : 8260B						**Dilution: 1**															
TOTAL XYLENES	2.0		ug/L	U	YES																
trans-1,2-Dichloroethene	1.0		ug/L	U	YES																
trans-1,3-Dichloropropene	1.0		ug/L	U	YES																
Trichloroethene	1.0		ug/L	U	YES																
Vinyl chloride	1.0		ug/L	U	YES																
Analysis Method : 8270C						**Dilution: 1**															
1,2,4-Trichlorobenzene	1.0		ug/L	U	YES																
1,2-Dichlorobenzene	1.0		ug/L	U	YES																
1,3-Dichlorobenzene	1.0		ug/L	U	YES																
1,4-Dichlorobenzene	1.0		ug/L	U	YES																
2,2-OXYBIS (1-CHLOROPROPANE)	1.0		ug/L	U	YES																
2,4,5-Trichlorophenol	5.0		ug/L	U	YES																
2,4,6-Trichlorophenol	5.0		ug/L	U	YES																
2,4-Dichlorophenol	2.0		ug/L	U	YES																
2,4-Dimethylphenol	2.0		ug/L	U	YES																
2,4-Dinitrotoluene	5.0		ug/L	U	YES																
2,6-Dinitrotoluene	5.0		ug/L	U	YES																
2-Chloronaphthalene	1.0		ug/L	U	YES																
2-Chlorophenol	1.0		ug/L	U	YES																
2-Methylnaphthalene	0.20		ug/L	U	YES																
2-Methylphenol	1.0		ug/L	U	YES																
2-Nitroaniline	2.0		ug/L	U	YES																
2-Nitrophenol	2.0		ug/L	U	YES																
3,3'-Dichlorobenzidine	5.0		ug/L	U	YES																
3-Nitroaniline	2.0		ug/L	U	YES																
4-Bromophenyl phenyl ether	2.0		ug/L	U	YES																
4-Chloro-3-methylphenol	2.0		ug/L	U	YES																
4-Chloroaniline	2.0		ug/L	U	YES																
4-Chlorophenyl phenyl ether	2.0		ug/L	U	YES																
4-Methylphenol	1.0		ug/L	U	YES																
4-Nitroanaline	2.0		ug/L	U	YES																

* Overall result qualifier reflects summation of qualifiers added during automated data review and any qualifiers added manually for categories not assessed by automated data review

Sample Qualification Report with Reason Codes (All Results sorted by Client Sample ID)

Client Sample ID : FWGLL3mw-DUP2-0602-GW **Lab Report Batch :** A8A300102 **Lab ID :** STLCAN

Sample Date : 01/29/2008 **Analysis Type: RES** **Sample Matrix :** AQ

Lab Sample ID: A8A300102014

Reviewed By / Date : ASD 3/5/2008 **Approved By / Date :** Heather Kelly 3/19/08

Analyte Name	Result	Uncertainty / Error	Result Units	Lab Qual	Rep Res	Overall Qual*	Temp	HT	MB	LCS	MS	Lab Dup	Surr	Rep Limit	Moist Tot/Dis	Field QC	Tune	IC	ICV	CV / CCV	Reason Codes
Analysis Method : 8270C						**Dilution: 1**															
4-Nitrophenol	5.0		ug/L	U	YES																
Acenaphthene	0.20		ug/L	U	YES																
Acenaphthylene	0.20		ug/L	U	YES																
Anthracene	0.20		ug/L	U	YES																
Benzo(a)anthracene	0.20		ug/L	U	YES																
Benzo(a)pyrene	0.20		ug/L	U	YES																
Benzo(b)fluoranthene	0.20		ug/L	U	YES																
BENZO(G,H,I)PERYLENE	0.20		ug/L	U	YES																
Benzo(k)fluoranthene	0.20		ug/L	U	YES																
Benzoic acid	10		ug/L	U	YES	R				R											J-
Benzyl alcohol	5.0		ug/L	U	YES																
bis(2-Chloroethoxy)methane	1.0		ug/L	U	YES																
bis(2-Chloroethyl) ether	1.0		ug/L	U	YES																
bis(2-Ethylhexyl) phthalate	10		ug/L	U	YES																
Butylbenzyl Phthalate	1.0		ug/L	U	YES																
Carbazole	1.0		ug/L	U	YES																
Chrysene	0.20		ug/L	U	YES																
dibenzo(a,h)anthracene	0.20		ug/L	U	YES																
Dibenzofuran	1.0		ug/L	U	YES																
Diethyl phthalate	1.0		ug/L	U	YES																
Dimethyl phthalate	1.0		ug/L	U	YES																
Di-n-butyl phthalate	1.0		ug/L	U	YES																
Di-n-octyl phthalate	1.0		ug/L	U	YES																
Fluoranthene	0.20		ug/L	U	YES																
Fluorene	0.20		ug/L	U	YES																
Hexachlorobenzene	0.20		ug/L	U	YES																
Hexachlorobutadiene	1.0		ug/L	U	YES																
Hexachlorocyclopentadiene	10		ug/L	U	YES	R				R											J-
Hexachloroethane	1.0		ug/L	U	YES																
Indeno(1,2,3-cd)pyrene	0.20		ug/L	U	YES																
Isophorone	1.0		ug/L	U	YES																

* Overall result qualifier reflects summation of qualifiers added during automated data review and any qualifiers added manually for categories not assessed by automated data review

Sample Qualification Report with Reason Codes (All Results sorted by Client Sample ID)

Client Sample ID : FWGLL3mw-DUP2-0602-GW **Lab Report Batch :** A8A300102 **Lab ID :** STLCAN

Sample Date : 01/29/2008 **Analysis Type: RES** **Sample Matrix :** AQ

Lab Sample ID: A8A300102014

Reviewed By / Date : ASD 3/5/2008 **Approved By / Date :** Heather Heller 3/18/08

Analyte Name	Result	Uncertainty / Error	Result Units	Lab Qual	Rep Res	Overall Qual*	Temp	HT	MB	LCS	MS	Lab Dup	Surr	Rep Limit	Moist Tot/Dis	Field QC	Tune	IC	ICV	CV / CCV	Reason Codes
Analysis Method : 8270C						**Dilution: 1**															
Naphthalene	0.20		ug/L	U	YES																
Nitrobenzene	1.0		ug/L	U	YES																
N-nitroso-di-n-propylamine	1.0		ug/L	U	YES																
N-Nitrosodiphenylamine	1.0		ug/L	U	YES																
Pentachlorophenol	5.0		ug/L	U	YES	UJ															Pm-
Phenanthrene	0.20		ug/L	U	YES																
Phenol	1.0		ug/L	U	YES																
Pyrene	0.20		ug/L	U	YES																
Analysis Method : 9012A						**Dilution: 1**															
Cyanide	0.010		mg/L	U	YES																P

* Overall result qualifier reflects summation of qualifiers added during automated data review and any qualifiers added manually for categories not assessed by automated data review

Sample Qualification Report with Reason Codes (All Results sorted by Client Sample ID)

Client Sample ID : FWGLL4mw-193C-0583-GF **Lab Report Batch :** A8A300102 **Lab ID :** STLCAN

Sample Date : 01/29/2008 **Analysis Type: RES/TOT** **Sample Matrix :** AQ

Lab Sample ID: A8A300102023

Reviewed By / Date : ASD 3/5/2008 **Approved By / Date :** Deanna Mulloy 3/18/08

Analyte Name	Result	Uncertainty / Error	Result Units	Lab Qual	Rep Res	Overall Qual*	Temp	HT	MB	LCS	MS	Lab Dup	Surr	Rep Limit	Moist Tot/Dis	Field QC	Tune	IC	ICV	CV / CCV	Reason Codes
Analysis Method : 6010B						**Dilution: 1**															
Arsenic	5.0		ug/L	U	YES																
Barium	55.1		ug/L	J	YES																
Calcium	118000		ug/L	J	YES																
Chromium	5.0		ug/L	U	YES																
Cobalt	5.0		ug/L	U	YES																
Copper	5.0		ug/L	U	YES																
Lead	3.0		ug/L	U	YES																
Magnesium	35500		ug/L	J	YES																
Manganese	482		ug/L	J	YES																
Nickel	10.0		ug/L	U	YES																
Potassium	1020		ug/L	J	YES																
Selenium	5.0		ug/L	U	YES																
Silver	5.0		ug/L	U	YES																
Sodium	9640		ug/L		YES																
Vanadium	10.0		ug/L	U	YES																
Analysis Method : 6020						**Dilution: 1**															
Aluminum	20.4		ug/L	B	YES	J								J							L
Antimony	2.0		ug/L	U	YES																
Beryllium	1.0		ug/L	U	YES																
Cadmium	0.50		ug/L	U	YES																
Iron	1240		ug/L		YES																
Thallium	0.41		ug/L	B	YES	J								J							L
Zinc	3.7		ug/L	B J	YES	~~U~~ J 3/17/08			~~U~~ B					J							L, P
Analysis Method : 7470A						**Dilution: 1**															
Mercury	0.20		ug/L	U	YES																

* Overall result qualifier reflects summation of qualifiers added during automated data review and any qualifiers added manually for categories not assessed by automated data review

Sample Qualification Report with Reason Codes (All Results sorted by Client Sample ID)

Client Sample ID : FWGLL4mw-193C-0583-GW **Lab Report Batch :** A8A300102 **Lab ID :** STLCAN

Sample Date : 01/29/2008 **Analysis Type: RE** **Sample Matrix :** AQ

Lab Sample ID: A8A300102022

Reviewed By / Date : ASD 3/5/2008 **Approved By / Date :** Heather McAlley 3/18/08

Analyte Name	Result	Uncertainty / Error	Result Units	Lab Qual	Rep Res	Overall Qual*	Temp	HT	MB	LCS	MS	Lab Dup	Surr	Rep Limit	Moist Tot/Dis	Field QC	Tune	IC	ICV	CV / CCV	Reason Codes
Analysis Method : 8270C						**Dilution: 1**															
2,4-Dinitrophenol	5.0		ug/L	U	YES	UJ		UJ													Pm-,D-
4,6-Dinitro-2-methylphenol	5.0		ug/L	U	YES	UJ		UJ													Pm-,D-

* Overall result qualifier reflects summation of qualifiers added during automated data review and any qualifiers added manually for categories not assessed by automated data review

Sample Qualification Report with Reason Codes (All Results sorted by Client Sample ID)

Client Sample ID : FWGLL4mw-193C-0583-GW **Lab Report Batch :** A8A300102 **Lab ID :** STLCAN

Sample Date : 01/29/2008 **Analysis Type: RES** **Sample Matrix :** AQ

Lab Sample ID: A8A300102022

Reviewed By / Date : ASD 3/5/2008 **Approved By / Date :** 3/18/08

Analyte Name	Result	Uncertainty / Error	Result Units	Lab Qual	Rep Res	Overall Qual*	Temp	HT	MB	LCS	MS	Lab Dup	Surr	Rep Limit	Moist Tot/Dis	Field QC	Tune	IC	ICV	CV / CCV	Reason Codes
Analysis Method : 8081A						**Dilution: 1**															
4,4'-DDD	0.030		ug/L	U	YES	UJ							UJ								G-
4,4'-DDE	0.030		ug/L	U	YES	UJ							UJ								G-
4,4'-DDT	0.030		ug/L	U	YES	UJ							UJ								G-
Aldrin	0.030		ug/L	U	YES	UJ							UJ								G-
alpha-BHC	0.030		ug/L	U	YES	UJ							UJ								G-
alpha-Chordane	0.030		ug/L	U	YES	UJ							UJ								G-
beta-BHC	0.030		ug/L	U	YES	UJ							UJ								G-
delta-BHC	0.030		ug/L	U	YES	UJ							UJ								G-
Dieldrin	0.030		ug/L	U	YES	UJ							UJ								G-
Endosulfan I	0.025		ug/L	U	YES	UJ							UJ								G-
Endosulfan II	0.025		ug/L	U	YES	UJ							UJ								G-
Endosulfan sulfate	0.030		ug/L	U	YES	UJ							UJ								G-
Endrin	0.030		ug/L	U	YES	UJ							UJ								G-
Endrin aldehyde	0.030		ug/L	U	YES	UJ							UJ								G-
Endrin ketone	0.030		ug/L	U	YES	UJ							UJ								G-
gamma-BHC	0.030		ug/L	U	YES	UJ							UJ								G-
gamma-Chlordane	0.030		ug/L	U	YES	UJ							UJ								G-
Heptachlor	0.030		ug/L	U	YES	UJ							UJ								G-
Heptachlor epoxide	0.030		ug/L	U	YES	UJ							UJ								G-
Methoxychlor	0.10		ug/L	U	YES	UJ							UJ								G-
Toxaphene	2.0		ug/L	U	YES	UJ							UJ								G-
Analysis Method : 8082						**Dilution: 1**															
Aroclor 1016	0.50		ug/L	U	YES																
Aroclor 1221	0.50		ug/L	U	YES																
Aroclor 1232	0.50		ug/L	U	YES																
Aroclor 1242	0.50		ug/L	U	YES																
Aroclor 1248	0.50		ug/L	U	YES																
Aroclor 1254	0.50		ug/L	U	YES																
Aroclor 1260	0.50		ug/L	U	YES																
Analysis Method : 8260B						**Dilution: 1**															
1,1,1-Trichloroethane	1.0		ug/L	U	YES																
1,1,2,2-Tetrachloroethane	1.0		ug/L	U	YES																

* Overall result qualifier reflects summation of qualifiers added during automated data review and any qualifiers added manually for categories not assessed by automated data review

Sample Qualification Report with Reason Codes (All Results sorted by Client Sample ID)

Client Sample ID : FWGLL4mw-193C-0583-GW **Lab Report Batch :** A8A300102 **Lab ID :** STLCAN

Sample Date : 01/29/2008 **Analysis Type: RES** **Sample Matrix :** AQ

Lab Sample ID: A8A300102022

Reviewed By / Date : ASD 3/5/2008 **Approved By / Date :** Heather Kelly 3/18/08

Analyte Name	Result	Uncertainty / Error	Result Units	Lab Qual	Rep Res	Overall Qual*	Temp	HT	MB	LCS	MS	Lab Dup	Surr	Rep Limit	Moist Tot/Dis	Field QC	Tune	IC	ICV	CV / CCV	Reason Codes
Analysis Method : 8260B						**Dilution: 1**															
1,1,2-Trichloroethane	1.0		ug/L	U	YES																
1,1-Dichloroethane	1.0		ug/L	U	YES																
1,1-Dichloroethene	1.0		ug/L	U	YES																
1,2-Dibromoethane	1.0		ug/L	U	YES																
1,2-Dichloroethane	1.0		ug/L	U	YES																
1,2-Dichloroethene (total)	1.0		ug/L	U	YES																
1,2-Dichloropropane	1.0		ug/L	U	YES																
2-Butanone	10		ug/L	U	YES	UJ															Pm-
2-Hexanone	10		ug/L	U	YES																
4-Methyl-2-pentanone	10		ug/L	U	YES																
Acetone	10		ug/L	U	YES	UJ															Pm-
Benzene	1.0		ug/L	U	YES																
Bromochloromethane	1.0		ug/L	U	YES																
Bromodichloromethane	1.0		ug/L	U	YES																
Bromoform	1.0		ug/L	U	YES	UJ															Pm-
Bromomethane	1.0		ug/L	U	YES																
Carbon disulfide	1.0		ug/L	U	YES																
Carbon tetrachloride	1.0		ug/L	U	YES																
Chlorobenzene	1.0		ug/L	U	YES																
Chloroethane	1.0		ug/L	U	YES																
Chloroform	1.0		ug/L	U	YES																
Chloromethane	1.0		ug/L	U	YES																
cis-1,2-Dichloroethene	1.0		ug/L	U	YES																
cis-1,3-Dichloropropene	1.0		ug/L	U	YES																
Dibromochloromethane	1.0		ug/L	U	YES																
Ethylbenzene	1.0		ug/L	U	YES																
M&P-XYLENES	2.0		ug/L	U	YES																
Methylene chloride	2.0		ug/L	U	YES	UJ															Pj-
o-Xylene	1.0		ug/L	U	YES																
Styrene	1.0		ug/L	U	YES																
Tetrachloroethene	1.0		ug/L	U	YES																

* Overall result qualifier reflects summation of qualifiers added during automated data review and any qualifiers added manually for categories not assessed by automated data review

Sample Qualification Report with Reason Codes (All Results sorted by Client Sample ID)

Client Sample ID : FWGLL4mw-193C-0583-GW **Lab Report Batch :** A8A300102 **Lab ID :** STLCAN

Sample Date : 01/29/2008 **Analysis Type: RES** **Sample Matrix :** AQ

Lab Sample ID: A8A300102022

Reviewed By / Date : ASD 3/5/2008 **Approved By / Date :** Heather Reddy 3/18/08

Analyte Name	Result	Uncertainty / Error	Result Units	Lab Qual	Rep Res	Overall Qual*	Temp	HT	MB	LCS	MS	Lab Dup	Surr	Rep Limit	Moist Tot/Dis	Field QC	Tune	IC	ICV	CV / CCV	Reason Codes
Analysis Method : 8260B						**Dilution: 1**															
Toluene	1.0		ug/L	U	YES																
TOTAL XYLENES	2.0		ug/L	U	YES																
trans-1,2-Dichloroethene	1.0		ug/L	U	YES																
trans-1,3-Dichloropropene	1.0		ug/L	U	YES																
Trichloroethene	1.0		ug/L	U	YES																
Vinyl chloride	1.0		ug/L	U	YES																
Analysis Method : 8270C						**Dilution: 1**															
1,2,4-Trichlorobenzene	1.0		ug/L	U	YES																
1,2-Dichlorobenzene	1.0		ug/L	U	YES																
1,3-Dichlorobenzene	1.0		ug/L	U	YES																
1,4-Dichlorobenzene	1.0		ug/L	U	YES																
2,2-OXYBIS (1-CHLOROPROPANE)	1.0		ug/L	U	YES																
2,4,5-Trichlorophenol	5.0		ug/L	U	YES																
2,4,6-Trichlorophenol	5.0		ug/L	U	YES																
2,4-Dichlorophenol	2.0		ug/L	U	YES																
2,4-Dimethylphenol	2.0		ug/L	U	YES																
2,4-Dinitrotoluene	5.0		ug/L	U	YES																
2,6-Dinitrotoluene	5.0		ug/L	U	YES																
2-Chloronaphthalene	1.0		ug/L	U	YES																
2-Chlorophenol	1.0		ug/L	U	YES																
2-Methylnaphthalene	0.20		ug/L	U	YES																
2-Methylphenol	1.0		ug/L	U	YES																
2-Nitroaniline	2.0		ug/L	U	YES																
2-Nitrophenol	2.0		ug/L	U	YES																
3,3'-Dichlorobenzidine	5.0		ug/L	U	YES																
3-Nitroaniline	2.0		ug/L	U	YES																
4-Bromophenyl phenyl ether	2.0		ug/L	U	YES																
4-Chloro-3-methylphenol	2.0		ug/L	U	YES																
4-Chloroaniline	2.0		ug/L	U	YES																
4-Chlorophenyl phenyl ether	2.0		ug/L	U	YES																
4-Methylphenol	1.0		ug/L	U	YES																

* Overall result qualifier reflects summation of qualifiers added during automated data review and any qualifiers added manually for categories not assessed by automated data review

Sample Qualification Report with Reason Codes (All Results sorted by Client Sample ID)

Client Sample ID : FWGLL4mw-193C-0583-GW **Lab Report Batch :** A8A300102 **Lab ID :** STLCAN

Sample Date : 01/29/2008 **Analysis Type: RES** **Sample Matrix :** AQ

Lab Sample ID: A8A300102022

Reviewed By / Date : ASD 3/5/2008 **Approved By / Date :** Heather Heeley 3/18/08

Analyte Name	Result	Uncertainty / Error	Result Units	Lab Qual	Rep Res	Overall Qual*	Temp	HT	MB	LCS	MS	Lab Dup	Surr	Rep Limit	Moist Tot/Dis	Field QC	Tune	IC	ICV	CV / CCV	Reason Codes
Analysis Method : 8270C						**Dilution: 1**															
4-Nitroanaline	2.0		ug/L	U	YES																
4-Nitrophenol	5.0		ug/L	U	YES																
Acenaphthene	0.20		ug/L	U	YES																
Acenaphthylene	0.20		ug/L	U	YES																
Anthracene	0.20		ug/L	U	YES																
Benzo(a)anthracene	0.20		ug/L	U	YES																
Benzo(a)pyrene	0.20		ug/L	U	YES																
Benzo(b)fluoranthene	0.20		ug/L	U	YES																
BENZO(G,H,I)PERYLENE	0.20		ug/L	U	YES																
Benzo(k)fluoranthene	0.20		ug/L	U	YES																
Benzoic acid	10		ug/L	U	YES	R				R											J-
Benzyl alcohol	5.0		ug/L	U	YES																
bis(2-Chloroethoxy)methane	1.0		ug/L	U	YES																
bis(2-Chloroethyl) ether	1.0		ug/L	U	YES																
bis(2-Ethylhexyl) phthalate	10		ug/L	U	YES																
Butylbenzyl Phthalate	1.0		ug/L	U	YES																
Carbazole	1.0		ug/L	U	YES																
Chrysene	0.20		ug/L	U	YES																
dibenzo(a,h)anthracene	0.20		ug/L	U	YES																
Dibenzofuran	1.0		ug/L	U	YES																
Diethyl phthalate	1.0		ug/L	U	YES																
Dimethyl phthalate	1.0		ug/L	U	YES																
Di-n-butyl phthalate	1.0		ug/L	U	YES																
Di-n-octyl phthalate	1.0		ug/L	U	YES																
Fluoranthene	0.20		ug/L	U	YES																
Fluorene	0.20		ug/L	U	YES																
Hexachlorobenzene	0.20		ug/L	U	YES																
Hexachlorobutadiene	1.0		ug/L	U	YES																
Hexachlorocyclopentadiene	10		ug/L	U	YES	R				R											J-
Hexachloroethane	1.0		ug/L	U	YES																
Indeno(1,2,3-cd)pyrene	0.20		ug/L	U	YES																

* Overall result qualifier reflects summation of qualifiers added during automated data review and any qualifiers added manually for categories not assessed by automated data review

Sample Qualification Report with Reason Codes (All Results sorted by Client Sample ID)

Client Sample ID : FWGLL4mw-193C-0583-GW **Lab Report Batch :** A8A300102 **Lab ID :** STLCAN

Sample Date : 01/29/2008 **Analysis Type: RES** **Sample Matrix :** AQ

Lab Sample ID: A8A300102022

Reviewed By / Date : ASD 3/5/2008 **Approved By / Date :** Deughan Reilly 3/18/08

Analyte Name	Result	Uncertainty / Error	Result Units	Lab Qual	Rep Res	Overall Qual*	Temp	HT	MB	LCS	MS	Lab Dup	Surr	Rep Limit	Moist Tot/Dis	Field QC	Tune	IC	ICV	CV / CCV	Reason Codes
Analysis Method : 8270C						**Dilution: 1**															
Isophorone	1.0		ug/L	U	YES																
Naphthalene	0.20		ug/L	U	YES																
Nitrobenzene	1.0		ug/L	U	YES																
N-nitroso-di-n-propylamine	1.0		ug/L	U	YES																
N-Nitrosodiphenylamine	1.0		ug/L	U	YES																
Pentachlorophenol	5.0		ug/L	U	YES	UJ															Pm-
Phenanthrene	0.20		ug/L	U	YES																
Phenol	1.0		ug/L	U	YES																
Pyrene	0.20		ug/L	U	YES																
Analysis Method : 9012A						**Dilution: 1**															
Cyanide	0.010		mg/L	U	YES																

* Overall result qualifier reflects summation of qualifiers added during automated data review and any qualifiers added manually for categories not assessed by automated data review

Sample Qualification Report with Reason Codes (All Results sorted by Client Sample ID)

Client Sample ID : FWGLL4mw-194C-0584-GF **Lab Report Batch :** A8A300102 **Lab ID :** STLCAN

Sample Date : 01/29/2008 **Analysis Type: RES/TOT** **Sample Matrix :** AQ

Lab Sample ID: A8A300102027

Reviewed By / Date : ASD 3/5/2008 **Approved By / Date :** Heather Nudley 3/17/08

Analyte Name	Result	Uncertainty / Error	Result Units	Lab Qual	Rep Res	Overall Qual*	Temp	HT	MB	LCS	MS	Lab Dup	Surr	Rep Limit	Moist Tot/Dis	Field QC	Tune	IC	ICV	CV / CCV	Reason Codes
Analysis Method : 6010B						**Dilution: 1**															
Arsenic	5.0		ug/L	U	YES																
Barium	29.6		ug/L	J	YES																
Calcium	103000		ug/L	J	YES																
Chromium	5.0		ug/L	U	YES																
Cobalt	5.0		ug/L	U	YES																
Copper	5.0		ug/L	U	YES																
Lead	3.0		ug/L	U	YES																
Magnesium	29900		ug/L	J	YES																
Manganese	242		ug/L	J	YES																
Nickel	10.0		ug/L	U	YES																
Potassium	917		ug/L	B J	YES	J								J							L
Selenium	5.0		ug/L	U	YES																
Silver	5.0		ug/L	U	YES																
Sodium	6780		ug/L		YES																
Vanadium	10.0		ug/L	U	YES																
Analysis Method : 6020						**Dilution: 1**															
Aluminum	50.0		ug/L	U	YES																
Antimony	2.0		ug/L	U	YES																
Beryllium	1.0		ug/L	U	YES																
Cadmium	0.50		ug/L	U	YES																
Iron	183		ug/L		YES																
Thallium	0.15		ug/L	B	YES	J								J							L
Zinc	3.2		ug/L	B J	YES	UJ BJ 3/17/08			UB					J							L
Analysis Method : 7470A						**Dilution: 1**															
Mercury	0.20		ug/L	U	YES																

* Overall result qualifier reflects summation of qualifiers added during automated data review and any qualifiers added manually for categories not assessed by automated data review

Sample Qualification Report with Reason Codes (All Results sorted by Client Sample ID)

Client Sample ID : FWGLL4mw-194C-0584-GW **Lab Report Batch :** A8A300102 **Lab ID :** STLCAN

Sample Date : 01/29/2008 **Analysis Type: RE** **Sample Matrix :** AQ

Lab Sample ID: A8A300102026

Reviewed By / Date : ASD 3/5/2008 **Approved By / Date :** Heather Hedley 3/18/08

Analyte Name	Result	Uncertainty / Error	Result Units	Lab Qual	Rep Res	Overall Qual*	Temp	HT	MB	LCS	MS	Lab Dup	Surr	Rep Limit	Moist Tot/Dis	Field QC	Tune	IC	ICV	CV / CCV	Reason Codes
Analysis Method : 8270C						**Dilution: 1**															
2,4-Dinitrophenol	5.0		ug/L	U	YES	**UJ**		UJ													Pm-,D-
4,6-Dinitro-2-methylphenol	5.0		ug/L	U	YES	**UJ**		UJ													Pm-,D-

* Overall result qualifier reflects summation of qualifiers added during automated data review and any qualifiers added manually for categories not assessed by automated data review

Sample Qualification Report with Reason Codes (All Results sorted by Client Sample ID)

Client Sample ID : FWGLL4mw-194C-0584-GW **Lab Report Batch :** A8A300102 **Lab ID :** STLCAN

Sample Date : 01/29/2008 **Analysis Type: RES** **Sample Matrix :** AQ

Lab Sample ID: A8A300102026

Reviewed By / Date : ASD 3/5/2008 **Approved By / Date :** 3/18/08

Analyte Name	Result	Uncertainty / Error	Result Units	Lab Qual	Rep Res	Overall Qual*	Temp	HT	MB	LCS	MS	Lab Dup	Surr	Rep Limit	Moist Tot/Dis	Field QC	Tune	IC	ICV	CV / CCV	Reason Codes
Analysis Method : 8081A						**Dilution: 1**															
4,4'-DDD	0.030		ug/L	U	YES	UJ							UJ								G-
4,4'-DDE	0.030		ug/L	U	YES	UJ							UJ								G-
4,4'-DDT	0.030		ug/L	U	YES	UJ							UJ								G-
Aldrin	0.030		ug/L	U	YES	UJ							UJ								G-
alpha-BHC	0.030		ug/L	U	YES	UJ							UJ								G-
alpha-Chordane	0.030		ug/L	U	YES	UJ							UJ								G-
beta-BHC	0.030		ug/L	U	YES	UJ							UJ								G-
delta-BHC	0.030		ug/L	U	YES	UJ							UJ								G-
Dieldrin	0.030		ug/L	U	YES	UJ							UJ								G-
Endosulfan I	0.025		ug/L	U	YES	UJ							UJ								G-
Endosulfan II	0.025		ug/L	U	YES	UJ							UJ								G-
Endosulfan sulfate	0.030		ug/L	U	YES	UJ							UJ								G-
Endrin	0.030		ug/L	U	YES	UJ							UJ								G-
Endrin aldehyde	0.030		ug/L	U	YES	UJ							UJ								G-
Endrin ketone	0.030		ug/L	U	YES	UJ							UJ								G-
gamma-BHC	0.030		ug/L	U	YES	UJ							UJ								G-
gamma-Chlordane	0.030		ug/L	U	YES	UJ							UJ								G-
Heptachlor	0.030		ug/L	U	YES	UJ							UJ								G-
Heptachlor epoxide	0.030		ug/L	U	YES	UJ							UJ								G-
Methoxychlor	0.10		ug/L	U	YES	UJ							UJ								G-
Toxaphene	2.0		ug/L	U	YES	UJ							UJ								G-
Analysis Method : 8082						**Dilution: 1**															
Aroclor 1016	0.50		ug/L	U	YES	UJ							UJ								G-
Aroclor 1221	0.50		ug/L	U	YES	UJ							UJ								G-
Aroclor 1232	0.50		ug/L	U	YES	UJ							UJ								G-
Aroclor 1242	0.50		ug/L	U	YES	UJ							UJ								G-
Aroclor 1248	0.50		ug/L	U	YES	UJ							UJ								G-
Aroclor 1254	0.50		ug/L	U	YES	UJ							UJ								G-
Aroclor 1260	0.50		ug/L	U	YES	UJ							UJ								G-
Analysis Method : 8260B						**Dilution: 1**															
1,1,1-Trichloroethane	1.0		ug/L	U	YES																
1,1,2,2-Tetrachloroethane	1.0		ug/L	U	YES																

* Overall result qualifier reflects summation of qualifiers added during automated data review and any qualifiers added manually for categories not assessed by automated data review

Sample Qualification Report with Reason Codes (All Results sorted by Client Sample ID)

Client Sample ID : FWGLL4mw-194C-0584-GW
Lab Report Batch : A8A300102
Lab ID : STLCAN
Sample Date : 01/29/2008
Analysis Type: RES
Sample Matrix : AQ
Lab Sample ID: A8A300102026

Reviewed By / Date : ASD 3/5/2008
Approved By / Date : Heather Kelly 3/18/08

Analyte Name	Result	Uncertainty / Error	Result Units	Lab Qual	Rep Res	Overall Qual*	Temp	HT	MB	LCS	MS	Lab Dup	Surr	Rep Limit	Moist Tot/Dis	Field QC	Tune	IC	ICV	CV / CCV	Reason Codes
Analysis Method : 8260B						**Dilution: 1**															
1,1,2-Trichloroethane	1.0		ug/L	U	YES																
1,1-Dichloroethane	1.0		ug/L	U	YES																
1,1-Dichloroethene	1.0		ug/L	U	YES																
1,2-Dibromoethane	1.0		ug/L	U	YES																
1,2-Dichloroethane	1.0		ug/L	U	YES																
1,2-Dichloroethene (total)	1.0		ug/L	U	YES																
1,2-Dichloropropane	1.0		ug/L	U	YES																
2-Butanone	10		ug/L	U	YES	UJ															Pm-
2-Hexanone	10		ug/L	U	YES																
4-Methyl-2-pentanone	10		ug/L	U	YES																
Acetone	10		ug/L	U	YES	~~UJ~~															~~Pm-~~
Benzene	1.0		ug/L	U	YES																
Bromochloromethane	1.0		ug/L	U	YES																
Bromodichloromethane	1.0		ug/L	U	YES																
Bromoform	1.0		ug/L	U	YES	UJ															Pm-
Bromomethane	1.0		ug/L	U	YES																
Carbon disulfide	1.0		ug/L	U	YES																
Carbon tetrachloride	1.0		ug/L	U	YES																
Chlorobenzene	1.0		ug/L	U	YES																
Chloroethane	1.0		ug/L	U	YES																
Chloroform	1.0		ug/L	U	YES																
Chloromethane	1.0		ug/L	U	YES																
cis-1,2-Dichloroethene	1.0		ug/L	U	YES																
cis-1,3-Dichloropropene	1.0		ug/L	U	YES																
Dibromochloromethane	1.0		ug/L	U	YES																
Ethylbenzene	1.0		ug/L	U	YES																
M&P-XYLENES	2.0		ug/L	U	YES																
Methylene chloride	2.0		ug/L	U	YES	UJ															Pj-
o-Xylene	1.0		ug/L	U	YES																
Styrene	1.0		ug/L	U	YES																
Tetrachloroethene	1.0		ug/L	U	YES																

* Overall result qualifier reflects summation of qualifiers added during automated data review and any qualifiers added manually for categories not assessed by automated data review

Sample Qualification Report with Reason Codes (All Results sorted by Client Sample ID)

Client Sample ID : FWGLL4mw-194C-0584-GW **Lab Report Batch :** A8A300102 **Lab ID :** STLCAN

Sample Date : 01/29/2008 **Analysis Type: RES** **Sample Matrix :** AQ

Lab Sample ID: A8A300102026

Reviewed By / Date : ASD 3/5/2008 **Approved By / Date :** Heather McCrery 3/18/08

Analyte Name	Result	Uncertainty / Error	Result Units	Lab Qual	Rep Res	Overall Qual*	Temp	HT	MB	LCS	MS	Lab Dup	Surr	Rep Limit	Moist Tot/Dis	Field QC	Tune	IC	ICV	CV / CCV	Reason Codes
Analysis Method : 8260B						**Dilution: 1**															
Toluene	1.0		ug/L	U	YES																
TOTAL XYLENES	2.0		ug/L	U	YES																
trans-1,2-Dichloroethene	1.0		ug/L	U	YES																
trans-1,3-Dichloropropene	1.0		ug/L	U	YES																
Trichloroethene	1.0		ug/L	U	YES																
Vinyl chloride	1.0		ug/L	U	YES																
Analysis Method : 8270C						**Dilution: 1**															
1,2,4-Trichlorobenzene	1.0		ug/L	U	YES																
1,2-Dichlorobenzene	1.0		ug/L	U	YES																
1,3-Dichlorobenzene	1.0		ug/L	U	YES																
1,4-Dichlorobenzene	1.0		ug/L	U	YES																
2,2-OXYBIS (1-CHLOROPROPANE)	1.0		ug/L	U	YES																
2,4,5-Trichlorophenol	5.0		ug/L	U	YES																
2,4,6-Trichlorophenol	5.0		ug/L	U	YES																
2,4-Dichlorophenol	2.0		ug/L	U	YES																
2,4-Dimethylphenol	2.0		ug/L	U	YES																
2,4-Dinitrotoluene	5.0		ug/L	U	YES																
2,6-Dinitrotoluene	5.0		ug/L	U	YES																
2-Chloronaphthalene	1.0		ug/L	U	YES																
2-Chlorophenol	1.0		ug/L	U	YES																
2-Methylnaphthalene	0.20		ug/L	U	YES																
2-Methylphenol	1.0		ug/L	U	YES																
2-Nitroaniline	2.0		ug/L	U	YES																
2-Nitrophenol	2.0		ug/L	U	YES																
3,3'-Dichlorobenzidine	5.0		ug/L	U	YES																
3-Nitroaniline	2.0		ug/L	U	YES																
4-Bromophenyl phenyl ether	2.0		ug/L	U	YES																
4-Chloro-3-methylphenol	2.0		ug/L	U	YES																
4-Chloroaniline	2.0		ug/L	U	YES																
4-Chlorophenyl phenyl ether	2.0		ug/L	U	YES																
4-Methylphenol	1.0		ug/L	U	YES																

* Overall result qualifier reflects summation of qualifiers added during automated data review and any qualifiers added manually for categories not assessed by automated data review

Sample Qualification Report with Reason Codes (All Results sorted by Client Sample ID)

Client Sample ID : FWGLL4mw-194C-0584-GW **Lab Report Batch :** A8A300102 **Lab ID :** STLCAN

Sample Date : 01/29/2008 **Analysis Type: RES** **Sample Matrix :** AQ

Lab Sample ID: A8A300102026

Reviewed By / Date : ASD 3/5/2008 **Approved By / Date :** Heather Healey 3/18/08

Analyte Name	Result	Uncertainty / Error	Result Units	Lab Qual	Rep Res	Overall Qual*	Temp	HT	MB	LCS	MS	Lab Dup	Surr	Rep Limit	Moist Tot/Dis	Field QC	Tune	IC	ICV	CV / CCV	Reason Codes
Analysis Method : 8270C						**Dilution: 1**															
4-Nitroanaline	2.0		ug/L	U	YES																
4-Nitrophenol	5.0		ug/L	U	YES																
Acenaphthene	0.20		ug/L	U	YES																
Acenaphthylene	0.20		ug/L	U	YES																
Anthracene	0.20		ug/L	U	YES																
Benzo(a)anthracene	0.20		ug/L	U	YES																
Benzo(a)pyrene	0.20		ug/L	U	YES																
Benzo(b)fluoranthene	0.20		ug/L	U	YES																
BENZO(G,H,I)PERYLENE	0.20		ug/L	U	YES																
Benzo(k)fluoranthene	0.20		ug/L	U	YES																
Benzoic acid	10		ug/L	U	YES	R				R											J-
Benzyl alcohol	5.0		ug/L	U	YES																
bis(2-Chloroethoxy)methane	1.0		ug/L	U	YES																
bis(2-Chloroethyl) ether	1.0		ug/L	U	YES																
bis(2-Ethylhexyl) phthalate	10		ug/L	U	YES																
Butylbenzyl Phthalate	1.0		ug/L	U	YES																
Carbazole	1.0		ug/L	U	YES																
Chrysene	0.20		ug/L	U	YES																
dibenzo(a,h)anthracene	0.20		ug/L	U	YES																
Dibenzofuran	1.0		ug/L	U	YES																
Diethyl phthalate	1.0		ug/L	U	YES																
Dimethyl phthalate	1.0		ug/L	U	YES																
Di-n-butyl phthalate	1.0		ug/L	U	YES																
Di-n-octyl phthalate	1.0		ug/L	U	YES																
Fluoranthene	0.20		ug/L	U	YES																
Fluorene	0.20		ug/L	U	YES																
Hexachlorobenzene	0.20		ug/L	U	YES																
Hexachlorobutadiene	1.0		ug/L	U	YES																
Hexachlorocyclopentadiene	10		ug/L	U	YES	R				R											J-
Hexachloroethane	1.0		ug/L	U	YES																
Indeno(1,2,3-cd)pyrene	0.20		ug/L	U	YES																

* Overall result qualifier reflects summation of qualifiers added during automated data review and any qualifiers added manually for categories not assessed by automated data review

Sample Qualification Report with Reason Codes (All Results sorted by Client Sample ID)

Client Sample ID : FWGLL4mw-194C-0584-GW **Lab Report Batch :** A8A300102 **Lab ID :** STLCAN

Sample Date : 01/29/2008 **Analysis Type: RES** **Sample Matrix :** AQ

Lab Sample ID: A8A300102026

Reviewed By / Date : ASD 3/5/2008 **Approved By / Date :** Deanna Neeley 3/18/08

Analyte Name	Result	Uncertainty / Error	Result Units	Lab Qual	Rep Res	Overall Qual*	Temp	HT	MB	LCS	MS	Lab Dup	Surr	Rep Limit	Moist Tot/Dis	Field QC	Tune	IC	ICV	CV / CCV	Reason Codes
Analysis Method : 8270C						**Dilution: 1**															
Isophorone	1.0		ug/L	U	YES																
Naphthalene	0.20		ug/L	U	YES																
Nitrobenzene	1.0		ug/L	U	YES																
N-nitroso-di-n-propylamine	1.0		ug/L	U	YES																
N-Nitrosodiphenylamine	1.0		ug/L	U	YES																
Pentachlorophenol	5.0		ug/L	U	YES	UJ															Pm-
Phenanthrene	0.20		ug/L	U	YES																
Phenol	1.0		ug/L	U	YES																
Pyrene	0.20		ug/L	U	YES																
Analysis Method : 9012A						**Dilution: 1**															
Cyanide	0.010		mg/L	U	YES																

* Overall result qualifier reflects summation of qualifiers added during automated data review and any qualifiers added manually for categories not assessed by automated data review

Sample Qualification Report with Reason Codes (All Results sorted by Client Sample ID)

Client Sample ID : FWGLL4mw-195C-0585-GF **Lab Report Batch :** A8A300102 **Lab ID :** STLCAN

Sample Date : 01/29/2008 **Analysis Type: RES/TOT** **Sample Matrix :** AQ

Lab Sample ID: A8A300102025

Reviewed By / Date : ASD 3/5/2008 **Approved By / Date :** Heather Medley 3/18/08

Analyte Name	Result	Uncertainty / Error	Result Units	Lab Qual	Rep Res	Overall Qual*	Temp	HT	MB	LCS	MS	Lab Dup	Surr	Rep Limit	Moist Tot/Dis	Field QC	Tune	IC	ICV	CV / CCV	Reason Codes
Analysis Method : 6010B						**Dilution: 1**															
Arsenic	5.0		ug/L	U	YES																
Barium	29.8		ug/L	J	YES																
Calcium	221000		ug/L	J	YES																
Chromium	5.0		ug/L	U	YES																
Cobalt	2.2		ug/L	B	YES	J								J							L
Copper	5.0		ug/L	U	YES																
Lead	3.0		ug/L	U	YES																
Magnesium	61100		ug/L	J	YES																
Manganese	3660		ug/L	J	YES																
Nickel	10.0		ug/L	U	YES																
Potassium	1180		ug/L	J	YES																
Selenium	5.0		ug/L	U	YES																
Silver	5.0		ug/L	U	YES																
Sodium	8380		ug/L		YES																
Vanadium	10.0		ug/L	U	YES																
Analysis Method : 6020						**Dilution: 1**															
Aluminum	50.0		ug/L	U	YES																
Antimony	2.0		ug/L	U	YES																
Beryllium	1.0		ug/L	U	YES																
Cadmium	0.13		ug/L	B	YES	J								J							L
Iron	9560		ug/L		YES																
Thallium	0.27		ug/L	B	YES	J	top 3m16							J							L
Zinc	7.1		ug/L	B J	YES	~~U~~ BS			~~U~~ B					J							L JF
Analysis Method : 7470A						**Dilution: 1**															
Mercury	0.20		ug/L	U	YES																

* Overall result qualifier reflects summation of qualifiers added during automated data review and any qualifiers added manually for categories not assessed by automated data review

Sample Qualification Report with Reason Codes (All Results sorted by Client Sample ID)

Client Sample ID : FWGLL4mw-195C-0585-GW **Lab Report Batch :** A8A300102 **Lab ID :** STLCAN

Sample Date : 01/29/2008 **Analysis Type: RE** **Sample Matrix :** AQ

Lab Sample ID: A8A300102024

Reviewed By / Date : ASD 3/5/2008 **Approved By / Date :** Heather Kelley 3/14/08

Analyte Name	Result	Uncertainty / Error	Result Units	Lab Qual	Rep Res	Overall Qual*	Temp	HT	MB	LCS	MS	Lab Dup	Surr	Rep Limit	Moist Tot/Dis	Field QC	Tune	IC	ICV	CV / CCV	Reason Codes
Analysis Method : 8270C						**Dilution: 1**															
2,4-Dinitrophenol	5.0		ug/L	U	YES	UJ		UJ													Pm-,D-
4,6-Dinitro-2-methylphenol	5.0		ug/L	U	YES	UJ		UJ													Pm-,D-

* Overall result qualifier reflects summation of qualifiers added during automated data review and any qualifiers added manually for categories not assessed by automated data review

Sample Qualification Report with Reason Codes (All Results sorted by Client Sample ID)

Client Sample ID : FWGLL4mw-195C-0585-GW **Lab Report Batch :** A8A300102 **Lab ID :** STLCAN

Sample Date : 01/29/2008 **Analysis Type: RES** **Sample Matrix :** AQ

Lab Sample ID: A8A300102024

Reviewed By / Date : ASD 3/5/2008 **Approved By / Date :** Heather Medley 3/18/08

Analyte Name	Result	Uncertainty / Error	Result Units	Lab Qual	Rep Res	Overall Qual*	Temp	HT	MB	LCS	MS	Lab Dup	Surr	Rep Limit	Moist Tot/Dis	Field QC	Tune	IC	ICV	CV / CCV	Reason Codes
Analysis Method : 8081A						**Dilution: 1**															
4,4'-DDD	0.030		ug/L	U	YES	UJ							UJ								G-
4,4'-DDE	0.030		ug/L	U	YES	UJ							UJ								G-
4,4'-DDT	0.030		ug/L	U	YES	UJ							UJ								G-
Aldrin	0.030		ug/L	U	YES	UJ							UJ								G-
alpha-BHC	0.030		ug/L	U	YES	UJ							UJ								G-
alpha-Chordane	0.030		ug/L	U	YES	UJ							UJ								G-
beta-BHC	0.030		ug/L	U	YES	UJ							UJ								G-
delta-BHC	0.030		ug/L	U	YES	UJ							UJ								G-
Dieldrin	0.030		ug/L	U	YES	UJ							UJ								G-
Endosulfan I	0.025		ug/L	U	YES	UJ							UJ								G-
Endosulfan II	0.025		ug/L	U	YES	UJ							UJ								G-
Endosulfan sulfate	0.030		ug/L	U	YES	UJ							UJ								G-
Endrin	0.030		ug/L	U	YES	UJ							UJ								G-
Endrin aldehyde	0.030		ug/L	U	YES	UJ							UJ								G-
Endrin ketone	0.030		ug/L	U	YES	UJ							UJ								G-
gamma-BHC	0.030		ug/L	U	YES	UJ							UJ								G-
gamma-Chlordane	0.030		ug/L	U	YES	UJ							UJ								G-
Heptachlor	0.030		ug/L	U	YES	UJ							UJ								G-
Heptachlor epoxide	0.030		ug/L	U	YES	UJ							UJ								G-
Methoxychlor	0.10		ug/L	U	YES	UJ							UJ								G-
Toxaphene	2.0		ug/L	U	YES	UJ							UJ								G-
Analysis Method : 8082						**Dilution: 1**															
Aroclor 1016	0.50		ug/L	U	YES	UJ							UJ								G-
Aroclor 1221	0.50		ug/L	U	YES	UJ							UJ								G-
Aroclor 1232	0.50		ug/L	U	YES	UJ							UJ								G-
Aroclor 1242	0.50		ug/L	U	YES	UJ							UJ								G-
Aroclor 1248	0.50		ug/L	U	YES	UJ							UJ								G-
Aroclor 1254	0.50		ug/L	U	YES	UJ							UJ								G-
Aroclor 1260	0.50		ug/L	U	YES	UJ							UJ								G-
Analysis Method : 8260B						**Dilution: 1**															
1,1,1-Trichloroethane	1.0		ug/L	U	YES																
1,1,2,2-Tetrachloroethane	1.0		ug/L	U	YES																

* Overall result qualifier reflects summation of qualifiers added during automated data review and any qualifiers added manually for categories not assessed by automated data review

Sample Qualification Report with Reason Codes (All Results sorted by Client Sample ID)

Client Sample ID : FWGLL4mw-195C-0585-GW **Lab Report Batch :** A8A300102 **Lab ID :** STLCAN

Sample Date : 01/29/2008 **Analysis Type: RES** **Sample Matrix :** AQ

Lab Sample ID: A8A300102024

Reviewed By / Date : ASD 3/5/2008 **Approved By / Date :** Heather Medley 3/18/08

Analyte Name	Result	Uncertainty / Error	Result Units	Lab Qual	Rep Res	Overall Qual*	Temp	HT	MB	LCS	MS	Lab Dup	Surr	Rep Limit	Moist Tot/Dis	Field QC	Tune	IC	ICV	CV / CCV	Reason Codes
Analysis Method : 8260B						**Dilution: 1**															
1,1,2-Trichloroethane	1.0		ug/L	U	YES																
1,1-Dichloroethane	1.0		ug/L	U	YES																
1,1-Dichloroethene	1.0		ug/L	U	YES																
1,2-Dibromoethane	1.0		ug/L	U	YES																
1,2-Dichloroethane	1.0		ug/L	U	YES																
1,2-Dichloroethene (total)	1.0		ug/L	U	YES																
1,2-Dichloropropane	1.0		ug/L	U	YES																
2-Butanone	10		ug/L	U	YES	UJ															Pm-
2-Hexanone	10		ug/L	U	YES																
4-Methyl-2-pentanone	10		ug/L	U	YES																
Acetone	10		ug/L	U	YES	~~UJ~~															~~Pm-~~
Benzene	1.0		ug/L	U	YES																
Bromochloromethane	1.0		ug/L	U	YES																
Bromodichloromethane	1.0		ug/L	U	YES																
Bromoform	1.0		ug/L	U	YES	UJ															Pm-
Bromomethane	1.0		ug/L	U	YES																
Carbon disulfide	1.0		ug/L	U	YES																
Carbon tetrachloride	1.0		ug/L	U	YES																
Chlorobenzene	1.0		ug/L	U	YES																
Chloroethane	1.0		ug/L	U	YES																
Chloroform	1.0		ug/L	U	YES																
Chloromethane	1.0		ug/L	U	YES																
cis-1,2-Dichloroethene	1.0		ug/L	U	YES																
cis-1,3-Dichloropropene	1.0		ug/L	U	YES																
Dibromochloromethane	1.0		ug/L	U	YES																
Ethylbenzene	1.0		ug/L	U	YES																
M&P-XYLENES	2.0		ug/L	U	YES																
Methylene chloride	2.0		ug/L	U	YES	UJ															Pj-
o-Xylene	1.0		ug/L	U	YES																
Styrene	1.0		ug/L	U	YES																
Tetrachloroethene	1.0		ug/L	U	YES																

* Overall result qualifier reflects summation of qualifiers added during automated data review and any qualifiers added manually for categories not assessed by automated data review

Sample Qualification Report with Reason Codes (All Results sorted by Client Sample ID)

Client Sample ID : FWGLL4mw-195C-0585-GW **Lab Report Batch :** A8A300102 **Lab ID :** STLCAN

Sample Date : 01/29/2008 **Analysis Type: RES** **Sample Matrix :** AQ

Lab Sample ID: A8A300102024

Reviewed By / Date : ASD 3/5/2008 **Approved By / Date :** Heather McCoy 3/14/08

Analyte Name	Result	Uncertainty / Error	Result Units	Lab Qual	Rep Res	Overall Qual*	Temp	HT	MB	LCS	MS	Lab Dup	Surr	Rep Limit	Moist Tot/Dis	Field QC	Tune	IC	ICV	CV / CCV	Reason Codes
Analysis Method : 8260B						**Dilution: 1**															
Toluene	1.0		ug/L	U	YES																
TOTAL XYLENES	2.0		ug/L	U	YES																
trans-1,2-Dichloroethene	1.0		ug/L	U	YES																
trans-1,3-Dichloropropene	1.0		ug/L	U	YES																
Trichloroethene	1.0		ug/L	U	YES																
Vinyl chloride	1.0		ug/L	U	YES																
Analysis Method : 8270C						**Dilution: 1**															
1,2,4-Trichlorobenzene	1.0		ug/L	U	YES																
1,2-Dichlorobenzene	1.0		ug/L	U	YES																
1,3-Dichlorobenzene	1.0		ug/L	U	YES																
1,4-Dichlorobenzene	1.0		ug/L	U	YES																
2,2-OXYBIS (1-CHLOROPROPANE)	1.0		ug/L	U	YES																
2,4,5-Trichlorophenol	5.0		ug/L	U	YES																
2,4,6-Trichlorophenol	5.0		ug/L	U	YES																
2,4-Dichlorophenol	2.0		ug/L	U	YES																
2,4-Dimethylphenol	2.0		ug/L	U	YES																
2,4-Dinitrotoluene	5.0		ug/L	U	YES																
2,6-Dinitrotoluene	5.0		ug/L	U	YES																
2-Chloronaphthalene	1.0		ug/L	U	YES																
2-Chlorophenol	1.0		ug/L	U	YES																
2-Methylnaphthalene	0.20		ug/L	U	YES																
2-Methylphenol	1.0		ug/L	U	YES																
2-Nitroaniline	2.0		ug/L	U	YES																
2-Nitrophenol	2.0		ug/L	U	YES																
3,3'-Dichlorobenzidine	5.0		ug/L	U	YES																
3-Nitroaniline	2.0		ug/L	U	YES																
4-Bromophenyl phenyl ether	2.0		ug/L	U	YES																
4-Chloro-3-methylphenol	2.0		ug/L	U	YES																
4-Chloroaniline	2.0		ug/L	U	YES																
4-Chlorophenyl phenyl ether	2.0		ug/L	U	YES																
4-Methylphenol	1.0		ug/L	U	YES																

* Overall result qualifier reflects summation of qualifiers added during automated data review and any qualifiers added manually for categories not assessed by automated data review

Sample Qualification Report with Reason Codes (All Results sorted by Client Sample ID)

Client Sample ID : FWGLL4mw-195C-0585-GW **Lab Report Batch :** A8A300102 **Lab ID :** STLCAN

Sample Date : 01/29/2008 **Analysis Type: RES** **Sample Matrix :** AQ

Lab Sample ID: A8A300102024

Reviewed By / Date : ASD 3/5/2008 **Approved By / Date :** Heather McCoy 3/18/08

Analyte Name	Result	Uncertainty / Error	Result Units	Lab Qual	Rep Res	Overall Qual*	Temp	HT	MB	LCS	MS	Lab Dup	Surr	Rep Limit	Moist Tot/Dis	Field QC	Tune	IC	ICV	CV / CCV	Reason Codes
Analysis Method : 8270C						**Dilution: 1**															
4-Nitroanaline	2.0		ug/L	U	YES																
4-Nitrophenol	5.0		ug/L	U	YES																
Acenaphthene	0.20		ug/L	U	YES																
Acenaphthylene	0.20		ug/L	U	YES																
Anthracene	0.20		ug/L	U	YES																
Benzo(a)anthracene	0.20		ug/L	U	YES																
Benzo(a)pyrene	0.20		ug/L	U	YES																
Benzo(b)fluoranthene	0.20		ug/L	U	YES																
BENZO(G,H,I)PERYLENE	0.20		ug/L	U	YES																
Benzo(k)fluoranthene	0.20		ug/L	U	YES																
Benzoic acid	10		ug/L	U	YES	R				R											J-
Benzyl alcohol	5.0		ug/L	U	YES																
bis(2-Chloroethoxy)methane	1.0		ug/L	U	YES																
bis(2-Chloroethyl) ether	1.0		ug/L	U	YES																
bis(2-Ethylhexyl) phthalate	10		ug/L	U	YES																
Butylbenzyl Phthalate	1.0		ug/L	U	YES																
Carbazole	1.0		ug/L	U	YES																
Chrysene	0.20		ug/L	U	YES																
dibenzo(a,h)anthracene	0.20		ug/L	U	YES																
Dibenzofuran	1.0		ug/L	U	YES																
Diethyl phthalate	1.0		ug/L	U	YES																
Dimethyl phthalate	1.0		ug/L	U	YES																
Di-n-butyl phthalate	1.0		ug/L	U	YES																
Di-n-octyl phthalate	1.0		ug/L	U	YES																
Fluoranthene	0.20		ug/L	U	YES																
Fluorene	0.20		ug/L	U	YES																
Hexachlorobenzene	0.20		ug/L	U	YES																
Hexachlorobutadiene	1.0		ug/L	U	YES																
Hexachlorocyclopentadiene	10		ug/L	U	YES	R				R											J-
Hexachloroethane	1.0		ug/L	U	YES																
Indeno(1,2,3-cd)pyrene	0.20		ug/L	U	YES																

* Overall result qualifier reflects summation of qualifiers added during automated data review and any qualifiers added manually for categories not assessed by automated data review

Sample Qualification Report with Reason Codes (All Results sorted by Client Sample ID)

Client Sample ID : FWGLL4mw-195C-0585-GW **Lab Report Batch :** A8A300102 **Lab ID :** STLCAN

Sample Date : 01/29/2008 **Analysis Type: RES** **Sample Matrix :** AQ

Lab Sample ID: A8A300102024

Reviewed By / Date : ASD 3/5/2008 **Approved By / Date :** Heather Heeley 3/18/08

Analyte Name	Result	Uncertainty / Error	Result Units	Lab Qual	Rep Res	Overall Qual*	Temp	HT	MB	LCS	MS	Lab Dup	Surr	Rep Limit	Moist Tot/Dis	Field QC	Tune	IC	ICV	CV / CCV	Reason Codes
Analysis Method : 8270C						**Dilution: 1**															
Isophorone	1.0		ug/L	U	YES																
Naphthalene	0.20		ug/L	U	YES																
Nitrobenzene	1.0		ug/L	U	YES																
N-nitroso-di-n-propylamine	1.0		ug/L	U	YES																
N-Nitrosodiphenylamine	1.0		ug/L	U	YES																
Pentachlorophenol	5.0		ug/L	U	YES	UJ															Pm-
Phenanthrene	0.20		ug/L	U	YES																
Phenol	1.0		ug/L	U	YES																
Pyrene	0.20		ug/L	U	YES																
Analysis Method : 9012A						**Dilution: 1**															
Cyanide	0.010		mg/L	U	YES																

* Overall result qualifier reflects summation of qualifiers added during automated data review and any qualifiers added manually for categories not assessed by automated data review

Sample Qualification Report with Reason Codes (All Results sorted by Client Sample ID)

Client Sample ID : FWGTEAM1-TRIP **Lab Report Batch :** A8A300102 **Lab ID :** STLCAN

Sample Date : 01/29/2008 **Analysis Type: RES** **Sample Matrix :** AQ

Lab Sample ID: A8A300102010

Reviewed By / Date : ASD 3/5/2008 **Approved By / Date :** Heather Medley 3/18/08

Analyte Name	Result	Uncertainty / Error	Result Units	Lab Qual	Rep Res	Overall Qual*	Temp	HT	MB	LCS	MS	Lab Dup	Surr	Rep Limit	Moist Tot/Dis	Field QC	Tune	IC	ICV	CV / CCV	Reason Codes
Analysis Method : 8260B						**Dilution: 1**															
1,1,1-Trichloroethane	1.0		ug/L	U	YES																
1,1,2,2-Tetrachloroethane	1.0		ug/L	U	YES																
1,1,2-Trichloroethane	1.0		ug/L	U	YES																
1,1-Dichloroethane	1.0		ug/L	U	YES																
1,1-Dichloroethene	1.0		ug/L	U	YES																
1,2-Dibromoethane	1.0		ug/L	U	YES																
1,2-Dichloroethane	1.0		ug/L	U	YES																
1,2-Dichloroethene (total)	1.0		ug/L	U	YES																
1,2-Dichloropropane	1.0		ug/L	U	YES																
2-Butanone	10		ug/L	U	YES	UJ															Pm-
2-Hexanone	10		ug/L	U	YES																
4-Methyl-2-pentanone	0.36		ug/L	J	YES	J								J							L
Acetone	4.4		ug/L	J	YES	J								J						J	L, B, W
Benzene	1.0		ug/L	U	YES																
Bromochloromethane	1.0		ug/L	U	YES																
Bromodichloromethane	1.0		ug/L	U	YES																
Bromoform	1.0		ug/L	U	YES	UJ															Pm-
Bromomethane	1.0		ug/L	U	YES																
Carbon disulfide	1.0		ug/L	U	YES																
Carbon tetrachloride	1.0		ug/L	U	YES																
Chlorobenzene	1.0		ug/L	U	YES																
Chloroethane	1.0		ug/L	U	YES																
Chloroform	1.0		ug/L	U	YES																
Chloromethane	1.0		ug/L	U	YES																
cis-1,2-Dichloroethene	1.0		ug/L	U	YES																
cis-1,3-Dichloropropene	1.0		ug/L	U	YES																
Dibromochloromethane	1.0		ug/L	U	YES																
Ethylbenzene	1.0		ug/L	U	YES																
M&P-XYLENES	2.0		ug/L	U	YES																
Methylene chloride	2.0		ug/L	U	YES	UJ															Pj-
o-Xylene	1.0		ug/L	U	YES																

* Overall result qualifier reflects summation of qualifiers added during automated data review and any qualifiers added manually for categories not assessed by automated data review

Sample Qualification Report with Reason Codes (All Results sorted by Client Sample ID)

Client Sample ID : FWGTEAM1-TRIP
Lab Report Batch : A8A300102
Lab ID : STLCAN
Sample Date : 01/29/2008
Analysis Type: RES
Sample Matrix : AQ
Lab Sample ID: A8A300102010

Reviewed By / Date : ASD 3/5/2008
Approved By / Date : Heather Nulley 3/18/08

Analyte Name	Result	Uncertainty / Error	Result Units	Lab Qual	Rep Res	Overall Qual*	Temp	HT	MB	LCS	MS	Lab Dup	Surr	Rep Limit	Moist Tot/Dis	Field QC	Tune	IC	ICV	CV / CCV	Reason Codes
Analysis Method : 8260B						**Dilution: 1**															
Styrene	1.0		ug/L	U	YES																
Tetrachloroethene	1.0		ug/L	U	YES																
Toluene	1.0		ug/L	U	YES																
TOTAL XYLENES	2.0		ug/L	U	YES																
trans-1,2-Dichloroethene	1.0		ug/L	U	YES																
trans-1,3-Dichloropropene	1.0		ug/L	U	YES																
Trichloroethene	1.0		ug/L	U	YES																
Vinyl chloride	1.0		ug/L	U	YES																

* Overall result qualifier reflects summation of qualifiers added during automated data review and any qualifiers added manually for categories not assessed by automated data review

Sample Qualification Report with Reason Codes (All Results sorted by Client Sample ID)

Client Sample ID : FWGTEAM2-TRIP
Lab Report Batch : A8A300102
Lab ID : STLCAN
Sample Date : 01/29/2008
Analysis Type: RES
Sample Matrix : AQ
Lab Sample ID: A8A300102011

Reviewed By / Date : ASD 3/5/2008
Approved By / Date : Heather Medley 3/18/08

Analyte Name	Result	Uncertainty / Error	Result Units	Lab Qual	Rep Res	Overall Qual*	Temp	HT	MB	LCS	MS	Lab Dup	Surr	Rep Limit	Moist Tot/Dis	Field QC	Tune	IC	ICV	CV / CCV	Reason Codes
Analysis Method : 8260B						**Dilution: 1**															
1,1,1-Trichloroethane	1.0		ug/L	U	YES																
1,1,2,2-Tetrachloroethane	1.0		ug/L	U	YES																
1,1,2-Trichloroethane	1.0		ug/L	U	YES																
1,1-Dichloroethane	1.0		ug/L	U	YES																
1,1-Dichloroethene	1.0		ug/L	U	YES																
1,2-Dibromoethane	1.0		ug/L	U	YES																
1,2-Dichloroethane	1.0		ug/L	U	YES																
1,2-Dichloroethene (total)	1.0		ug/L	U	YES																
1,2-Dichloropropane	1.0		ug/L	U	YES																
2-Butanone	10		ug/L	U	YES	UJ															Pm-
2-Hexanone	10		ug/L	U	YES																
4-Methyl-2-pentanone	0.36		ug/L	J	YES	J								J							L
Acetone	5.3		ug/L	J	YES	J								J						J	L, W, Rj
Benzene	1.0		ug/L	U	YES																
Bromochloromethane	1.0		ug/L	U	YES																
Bromodichloromethane	1.0		ug/L	U	YES																
Bromoform	1.0		ug/L	U	YES	UJ															Pm-
Bromomethane	1.0		ug/L	U	YES																
Carbon disulfide	1.0		ug/L	U	YES																
Carbon tetrachloride	1.0		ug/L	U	YES																
Chlorobenzene	1.0		ug/L	U	YES																
Chloroethane	1.0		ug/L	U	YES																
Chloroform	1.0		ug/L	U	YES																
Chloromethane	1.0		ug/L	U	YES																
cis-1,2-Dichloroethene	1.0		ug/L	U	YES																
cis-1,3-Dichloropropene	1.0		ug/L	U	YES																
Dibromochloromethane	1.0		ug/L	U	YES																
Ethylbenzene	1.0		ug/L	U	YES																
M&P-XYLENES	2.0		ug/L	U	YES																
Methylene chloride	2.0		ug/L	U	YES	UJ															Pj-
o-Xylene	1.0		ug/L	U	YES																

Project Number and Name: 030240.0006 - Ravenna
Library Used: Ravenna GW
ADR 8.1
Report Date: 3/17/2008 10:52

* Overall result qualifier reflects summation of qualifiers added during automated data review and any qualifiers added manually for categories not assessed by automated data review

Sample Qualification Report with Reason Codes (All Results sorted by Client Sample ID)

Client Sample ID : FWGTEAM2-TRIP **Lab Report Batch :** A8A300102 **Lab ID :** STLCAN

Sample Date : 01/29/2008 **Analysis Type: RES** **Sample Matrix :** AQ

Lab Sample ID: A8A300102011

Reviewed By / Date : ASD 3/5/2008 **Approved By / Date :** Heather Medley 3/18/08

Analyte Name	Result	Uncertainty / Error	Result Units	Lab Qual	Rep Res	Overall Qual*	Temp	HT	MB	LCS	MS	Lab Dup	Surr	Rep Limit	Moist Tot/Dis	Field QC	Tune	IC	ICV	CV / CCV	Reason Codes
Analysis Method : 8260B						**Dilution: 1**															
Styrene	1.0		ug/L	U	YES																
Tetrachloroethene	1.0		ug/L	U	YES																
Toluene	1.0		ug/L	U	YES																
TOTAL XYLENES	2.0		ug/L	U	YES																
trans-1,2-Dichloroethene	1.0		ug/L	U	YES																
trans-1,3-Dichloropropene	1.0		ug/L	U	YES																
Trichloroethene	1.0		ug/L	U	YES																
Vinyl chloride	1.0		ug/L	U	YES																

* Overall result qualifier reflects summation of qualifiers added during automated data review and any qualifiers added manually for categories not assessed by automated data review

Sample Qualification Report with Reason Codes (All Results sorted by Client Sample ID)

Client Sample ID : FWGTEAM3-TRIP **Lab Report Batch :** A8A300102 **Lab ID :** STLCAN

Sample Date : 01/29/2008 **Analysis Type: RES** **Sample Matrix :** AQ

Lab Sample ID: A8A300102028

Reviewed By / Date : ASD 3/5/2008 **Approved By / Date :** Stephen Medley 3/18/08

Analyte Name	Result	Uncertainty / Error	Result Units	Lab Qual	Rep Res	Overall Qual*	Temp	HT	MB	LCS	MS	Lab Dup	Surr	Rep Limit	Moist Tot/Dis	Field QC	Tune	IC	ICV	CV / CCV	Reason Codes
Analysis Method : 8260B						**Dilution: 1**															
1,1,1-Trichloroethane	1.0		ug/L	U	YES																
1,1,2,2-Tetrachloroethane	1.0		ug/L	U	YES																
1,1,2-Trichloroethane	1.0		ug/L	U	YES																
1,1-Dichloroethane	1.0		ug/L	U	YES																
1,1-Dichloroethene	1.0		ug/L	U	YES																
1,2-Dibromoethane	1.0		ug/L	U	YES																
1,2-Dichloroethane	1.0		ug/L	U	YES																
1,2-Dichloroethene (total)	1.0		ug/L	U	YES																
1,2-Dichloropropane	1.0		ug/L	U	YES																
2-Butanone	10		ug/L	U	YES	UJ															Pm-
2-Hexanone	10		ug/L	U	YES																
4-Methyl-2-pentanone	10		ug/L	U	YES																
Acetone	6.3		ug/L	J	YES	J								J						J	L, W, Pj
Benzene	1.0		ug/L	U	YES																
Bromochloromethane	1.0		ug/L	U	YES																
Bromodichloromethane	1.0		ug/L	U	YES																
Bromoform	1.0		ug/L	U	YES	UJ															Pm-
Bromomethane	1.0		ug/L	U	YES																
Carbon disulfide	1.0		ug/L	U	YES																
Carbon tetrachloride	1.0		ug/L	U	YES																
Chlorobenzene	1.0		ug/L	U	YES																
Chloroethane	1.0		ug/L	U	YES																
Chloroform	1.0		ug/L	U	YES																
Chloromethane	1.0		ug/L	U	YES																
cis-1,2-Dichloroethene	1.0		ug/L	U	YES																
cis-1,3-Dichloropropene	1.0		ug/L	U	YES																
Dibromochloromethane	1.0		ug/L	U	YES																
Ethylbenzene	1.0		ug/L	U	YES																
M&P-XYLENES	2.0		ug/L	U	YES																
Methylene chloride	2.0		ug/L	U	YES	UJ															Pj-
o-Xylene	1.0		ug/L	U	YES																

* Overall result qualifier reflects summation of qualifiers added during automated data review and any qualifiers added manually for categories not assessed by automated data review

Sample Qualification Report with Reason Codes (All Results sorted by Client Sample ID)

Client Sample ID : FWGTEAM3-TRIP
Lab Report Batch : A8A300102
Lab ID : STLCAN
Sample Date : 01/29/2008
Analysis Type: RES
Sample Matrix : AQ
Lab Sample ID: A8A300102028

Reviewed By / Date : ASD 3/5/2008
Approved By / Date : Heather Mulloy 3/18/08

Analyte Name	Result	Uncertainty / Error	Result Units	Lab Qual	Rep Res	Overall Qual*	Temp	HT	MB	LCS	MS	Lab Dup	Surr	Rep Limit	Moist Tot/Dis	Field QC	Tune	IC	ICV	CV / CCV	Reason Codes
Analysis Method : 8260B						**Dilution: 1**															
Styrene	1.0		ug/L	U	YES																
Tetrachloroethene	1.0		ug/L	U	YES																
Toluene	1.0		ug/L	U	YES																
TOTAL XYLENES	2.0		ug/L	U	YES																
trans-1,2-Dichloroethene	1.0		ug/L	U	YES																
trans-1,3-Dichloropropene	1.0		ug/L	U	YES																
Trichloroethene	1.0		ug/L	U	YES																
Vinyl chloride	1.0		ug/L	U	YES																

* Overall result qualifier reflects summation of qualifiers added during automated data review and any qualifiers added manually for categories not assessed by automated data review

Reason Code Library: Example 1

Category	Code
Low Bias Indicator	-
High Bias Indicator	+
Temperature	A
Holding Times	
Sampling to Analysis	C
Sampling to Extraction	D
Extaction to Analysis	E
Method Blanks	F
Surrogate Recovery	G
MS/MSD	
MS/MSD Recovery	H
MS/MSD RPD	I
LCS	
LCS Recovery	J
LCS RPD	K
Reporting Limits	L
Field QC	
Field Blank	M
Equipment Blank	N
Trip Blank	O
Field Duplicate	P
Initial Calibration	
Initial Calibration RRF	Q
Initial Calibration RSD	R
Initial Calibration Cor. Coef	S
Initial Calibration Verification	
Initial Calibration Verificaton RRF	T
Initial CalibrationVerification %D	U
Continuing Calibration	
Continuing Calibraiton RRF	V
Continuing Calibration %D	W
GC/MS Tune	
GC/MS Tune for Initial Calibration	X
GC/MS Tune for Continuing Calibration	Y
Laboratory Duplicate	Z
Categories not Assessed by Automated Data Review*	
Internal Standards	Is
Calibration Blanks	Cb
Resolution Check Mixture	Rm
Performance Evaluation Mixture	Pm
Professional Judgement	Pj

* Qualifiers for data-review categories not assessed by automated data review are manually entered by the user. The application automaticallly adds reason codes listed here when the user manually adds qualifiers for these categories if the option for applying reason codes was selected during automated data review.

CASE NARRATIVE

A8A300102

The following report contains the analytical results for twenty-five water samples and three quality control samples submitted to TestAmerica North Canton by Environmental Quality Mgt Inc from the RVAAP(OH) Site, project number 30240.0006PN. The samples were received January 30, 2008, according to documented sample acceptance procedures.

TestAmerica utilizes USEPA approved methods in all analytical work. The samples presented in this report were analyzed for the parameter(s) listed on the analytical methods summary page in accordance with the method(s) indicated. A summary of QC data for these analyses is included at the back of the report.

TestAmerica North Canton attests to the validity of the laboratory data generated by TestAmerica facilities reported herein. All analyses performed by TestAmerica facilities were done using established laboratory SOPs that incorporate QA/QC procedures described in the applicable methods. TestAmerica's operations groups have reviewed the data for compliance with the laboratory QA/QC plan, and data have been found to be compliant with laboratory protocols unless otherwise noted below.

Any reference within this document to Severn Trent Laboratories, Inc. or STL, should be understood to refer to TestAmerica Laboratories, Inc. (formerly known as Severn Trent Laboratories, Inc.)

The test results in this report meet all NELAP requirements for parameters for which accreditation is required or available. Any exceptions to NELAP requirements are noted in this report. Pursuant to NELAP, this report may not be reproduced, except in full, without the written approval of the laboratory.

Please refer to the Quality Control Elements Narrative following this case narrative for additional quality control information.

If you have any questions, please call the Project Manager, Mark J. Loeb, at 330-497-9396.

This report is sequentially paginated. The final page of the report is labeled as "END OF REPORT."

SUPPLEMENTAL QC INFORMATION

SAMPLE RECEIVING

The coolers were received at temperatures ranging from 0.9 to 5.1°C.

CASE NARRATIVE (continued)

GC/MS VOLATILES

The sample(s) that contain results between the MDL and the RL were flagged with "J". There is a possibility of false positive or mis-identification at these quantitation levels. In analytical methods requiring confirmation of the analyte reported, confirmation was performed only down to the standard reporting limit (SRL). The acceptance criteria for QC samples may not be met at these quantitation levels.

The opening QCMRL for QC Batch 8037085 has recoveries for Methylene chloride (15%) and Bromoform (68%) below acceptance criteria. Bromoform is within sporadic marginal failure limits. The closing QC MRL for Batch 8037085 was analyzed 2 minutes out of tune. The client was contacted. An MDL Check standard was analyzed during the next instrument tune on the same instrument. Methylene chloride was detected and the sample results were reported.

GC/MS SEMIVOLATILES

The samples that contain results between the MDL and the RL were flagged with "J". There is a possibility of false positive or mis-identification at these quantitation levels. In analytical methods requiring confirmation of the analyte reported, confirmation was performed only down to the standard reporting limit (SRL). The acceptance criteria for QC samples may not be met at these quantitation levels.

The matrix spike/matrix spike duplicate for sample FWGLL3mw-232C-0575-GW had RPD's and recoveries outside acceptance limits. However, since the associated method blank and laboratory control sample were in control, no corrective action was necessary.

Benzoic Acid, Hexachlorocyclopentadiene, 2,4-Dinitrophenol and 4,6-Dinitro-2-methylphenol were recovered low and outside of acceptance criteria in the LCS associated with QC batch 8031049. The samples were re-extracted. Results of the re-extraction and re-analysis again showed Benzoic Acid and Hexachlorocyclopentadiene recovered low while 2,4-Dinitrophenol and 4,6-Dinitro-2-methylphenol were within stated control limits. The re-extraction was performed outside the recommended hold time, but within double the recommended hold time. Results are reported from the initial QC Batch (within hold time) for all compounds except 2,4-Dinitrophenol and 4,6-Dinitro-2-methylphenol. Results for 2,4-Dinitrophenol and 4,6-Dinitro-2-methylphenol were reported from re-extract QC Batches 8039100 and 8037333. A narrative description for QC Batch 8037333 follows.

CASE NARRATIVE (continued)

GC/MS SEMIVOLATILES (continued)

Sample FWGLL12mw-188C-0595-GW was first extracted in QC Batch 8031049 and was initially evaluated against in-house criteria for low surrogate recoveries. After this evaluation was performed, a re-extract batch (8037333) was initiated. Upon reevaluation, it was noted that all surrogate recoveries for this sample were greater than 10% and acceptable to report. All compounds except 2,4-Dinitrophenol and 4,6-Dinitro-2-methylphenol were reported from this initial extraction (see LCS failure detailed above). The re-extraction batch, 8039100, for sample FWGLL12mw-188C-0595-GW demonstrated acceptable surrogate recoveries for the sample, the method blank and the LCS and LCSD. The spike recovery for 2,4-Dinitrophenol (25%) is below the lower limit. The remaining spike recoveries in the LCS and LCSD were within criteria.

No additional corrective action for this issue was initiated per client request. Both QC Batches have reportable results. Sample results have not been duplicated.

Samples FWGLL3mw-232C-0575-GW, FWGLL3mw-233C-0576-GW, FWGLL3mw-241C-0581-GW, FWGEQUIPRINSE2-0610-GW, FWGLL12mw-188C-0595-GW, FWGLL3mw-234C-0577-GW, FWGLL3mw-240C-0580-GW, FWGLL3mw-237C-0579-GW, FWGLL3mw-189C-0596-GW, FWGLL4mw-193C-0583-GW, FWGLL4mw-195C-0585-GW, FWGLL4mw-194C-0584-GW, the Laboratory Control Sample and the Matrix spike associated with the initial QC batch 8031049 show surrogate recoveries below LCG Acceptance criteria of 50%. All recoveries were greater than 10% and no corrective action was required.

Samples FWGLL3mw-232C-0575-GW, FWGLL3mw-233C-0576-GW, FWGLL3mw-241C-0581-GW, FWGEQUIPRINSE2-0610-GW, FWGLL3mw-234C-0577-GW, FWGLL3mw-DUP2-0602-GW, FWGLL3mw-240C-0580-GW, FWGLL3mw-237C-0579-GW, FWGLL3mw-189C-0596-GW, FWGLL4mw-193C-0583-GW, FWGLL4mw-195C-0585-GW, FWGLL4mw-194C-0584-GW and the LCS associated with QC batch 8039100 show surrogates recoveries less than 50% but greater than 10% and are acceptable to report. The Method blank has recoveries for 2-Fluorophenol (8.0%) and Phenol-d5 (42%). Since surrogate recoveries for the samples and related QC are acceptable report, no additional corrective action was initiated.

PESTICIDES-8081

Due to matrix interference, samples FWGLL3mw-241C-0581-GW, FWGLL3mw-234C-0577-GW, FWGLL3mw-DUP2-0602-GW, and FWGLL3mw-237C-0579-GW were reported at two different dilutions. There was a matrix interference that came out in the retention time window for Heptachlor epoxide. Only Heptachlor epoxide has been reported in the diluted runs.

CASE NARRATIVE (continued)

PESTICIDES-8081 (continued)

For samples FWGLL3mw-233C-0576-GW, FWGLL3mw-241C-0581-GW, FWGLL12mw-188C-0595-GW, FWGLL3mw-240C-0580-GW, FWGLL3mw-189C-0596-GW, FWGLL4mw-193C-0583-GW, FWGLL4mw-195C-0585-GW, and FWGLL4mw-194C-0584-GW, the recovery for one surrogate compound is outside acceptance criteria (below 50%, but above 10% per LCG). Since the method criterion is that one of two surrogate compounds must meet acceptance criteria, no corrective action was required.

POLYCHLORINATED BIPHENYLS-8082

The sample that contains a result between the MDL and the RL is flagged with "J". There is a possibility of false positive or mis-identification at these quantitation levels. In analytical methods requiring confirmation of the analyte reported, confirmation was performed only down to the standard reporting limit (SRL). The acceptance criteria for QC samples may not be met at these quantitation levels.

For sample(s)FWGLL3mw-233C-0576-GW, FWGLL12mw-188C-0595-GW, FWGLL3mw-240C-0580-GW, FWGLL3mw-189C-0596-GW, FWGLL4mw-195C-0585-GW, and FWGLL4mw-194C-0584-GW, the recovery for one surrogate compound is outside acceptance criteria (below 50%, but above 10% per LCG). Since the method criterion is that one of two surrogate compounds must meet acceptance criteria, no corrective action was required.

METALS

The sample(s) that contain results between the MDL and the RL were flagged with "B". There is the possibility of false positive or mis-identification at these quantitation levels. The acceptance criteria for the ICB, CCB, and Method Blank are +/- the standard reporting limit (SRL).

The sample(s) that contained concentrations of target analyte(s) at a reportable level in the associated Method Blank(s) were flagged with "J". Refer to the sample report pages for the affected analyte(s).

The CCB was greater than or equal to the requested reporting for Thallium sample(s) FWGLL4mw-193C-0583-GF, FWGLL4mw-195C-0585-GF, and FWGLL4mw-194C-0584-GF. Since the sample results were below the requested reporting limit, the results were accepted.

GENERAL CHEMISTRY

The analytical results met the requirements of the laboratory's QA/QC program.

QUALITY CONTROL ELEMENTS NARRATIVE

TestAmerica North Canton conducts a quality assurance/quality control (QA/QC) program designed to provide scientifically valid and legally defensible data. Toward this end, several types of quality control indicators are incorporated into the QA/QC program, which is described in detail in QA Policy, QA-003. These indicators are introduced into the sample testing process to provide a mechanism for the assessment of the analytical data.

QC BATCH

Environmental samples are taken through the testing process in groups called QUALITY CONTROL BATCHES (QC batches). A QC batch contains up to twenty environmental samples of a similar matrix (water, soil) that are processed using the same reagents and standards. TestAmerica North Canton requires that each environmental sample be associated with a QC batch.

Several quality control samples are included in each QC batch and are processed identically to the twenty environmental samples.

For SW846/RCRA methods, QC samples include a METHOD BLANK (MB), a LABORATORY CONTROL SAMPLE (LCS) and, where appropriate, a MATRIX SPIKE/MATRIX SPIKE DUPLICATE (MS/MSD) pair or a MATRIX SPIKE/SAMPLE DUPLICATE (MS/DU) pair. If there is insufficient sample to perform an MS/MSD or an MS/DU, then a LABORATORY CONTROL SAMPLE DUPLICATE (LCSD) is included in the QC batch.

For 600 series/CWA methods, QC samples include a METHOD BLANK (MB), a LABORATORY CONTROL SAMPLE (LCS) and, where appropriate, a MATRIX SPIKE (MS). An MS is prepared and analyzed at a 10% frequency for GC Methods and at a 5% frequency for GC/MS methods.

LABORATORY CONTROL SAMPLE

The Laboratory Control Sample is a QC sample that is created by adding known concentrations of a full or partial set of target analytes to a matrix similar to that of the environmental samples in the QC batch. Multi peak responders may not be included in the target spike list due to co-elution. The LCS analyte recovery results are used to monitor the analytical process and provide evidence that the laboratory is performing the method within acceptable guidelines. All control analytes indicated by a bold type in the LCS must meet acceptance criteria. Failure to meet the established recovery guidelines requires the repreparation and reanalysis of all samples in the QC batch. Comparison of only the failed parameters from the first batch are evaluated. The only exception to the rework requirement is that if the LCS recoveries are biased high and the associated sample is ND (non-detected) for the parameter(s) of interest, the batch is acceptable.

At times, a Laboratory Control Sample Duplicate (LCSD) is also included in the QC batch. An LCSD is a QC sample that is created and handled identically to the LCS. Analyte recovery data from the LCSD is assessed in the same way as that of the LCS. The LCSD recoveries, together with the LCS recoveries, are used to determine the reproducibility (precision) of the analytical system. Precision data are expressed as relative percent differences (RPDs). If the RPD fails for an LCS/LCSD and yet the recoveries are within acceptance criteria, the batch is still acceptable.

METHOD BLANK

The Method Blank is a QC sample consisting of all the reagents used in analyzing the environmental samples contained in the QC batch. Method Blank results are used to determine if interference or contamination in the analytical system could lead to the reporting of false positive data or elevated analyte concentrations. All target analytes must be below the reporting limits (RL) or the associated sample(s) must be ND except under the following circumstances:

- Common organic contaminants may be present at concentrations up to 5 times the reporting limits. Common metals contaminants may be present at concentrations up to 2 times the reporting limit, or the reported blank concentration must be twenty fold less than the concentration reported in the associated environmental samples. (See common laboratory contaminants listed in the table.)

Volatile (GC or GC/MS)	Semivolatile (GC/MS)	Metals ICP-MS	Metals ICP Trace
Methylene Chloride, Acetone, 2-Butanone	Phthalate Esters	Copper, Iron, Zinc, Lead, Calcium, Magnesium, Potassium, Sodium, Barium, Chromium, Manganese	Copper, Iron, Zinc, Lead

QUALITY CONTROL ELEMENTS NARRATIVE (*continued*)

- Organic blanks will be accepted if compounds detected in the blank are present in the associated samples at levels 10 times the blank level. Inorganic blanks will be accepted if elements detected in the blank are present in the associated samples at 20 times the blank level.

- Blanks will be accepted if the compounds/elements detected are not present in any of the associated environmental samples.

Failure to meet these Method Blank criteria requires the repreparation and reanalysis of all samples in the QC batch.

MATRIX SPIKE/MATRIX SPIKE DUPLICATE

A Matrix Spike and a Matrix Spike Duplicate are a pair of environmental samples to which known concentrations of a full or partial set of target analytes are added. The MS/MSD results are determined in the same manner as the results of the environmental sample used to prepare the MS/MSD. The analyte recoveries and the relative percent differences (RPDs) of the recoveries are calculated and used to evaluate the effect of the sample matrix on the analytical results. Due to the potential variability of the matrix of each sample, the MS/MSD results may not have an immediate bearing on any samples except the one spiked; therefore, the associated batch MS/MSD may not reflect the same compounds as the samples contained in the analytical report. When these MS/MSD results fail to meet acceptance criteria, the data is evaluated. If the LCS is within acceptance criteria, the batch is considered acceptable.

For certain methods, a Matrix Spike/Sample Duplicate (MS/DU) may be included in the QC batch in place of the MS/MSD. For the parameters (i.e. pH, ignitability) where it is not possible to prepare a spiked sample, a Sample Duplicate may be included in the QC batch. However, a Sample Duplicate is less likely to provide usable precision statistics depending on the likelihood of finding concentrations below the standard reporting limit. When the Sample Duplicate result fails to meet acceptance criteria, the data is evaluated.

For certain methods (600 series methods/CWA), a Matrix Spike is required in place of a Matrix Spike/Matrix Spike Duplicate (MS/MSD) or Matrix Spike/Sample Duplicate (MS/DU).

The acceptance criteria do not apply to samples that are diluted.

SURROGATE COMPOUNDS

In addition to these batch-related QC indicators, each organic environmental and QC sample is spiked with surrogate compounds. Surrogates are organic chemicals that behave similarly to the analytes of interest and that are rarely present in the environment. Surrogate recoveries are used to monitor the individual performance of a sample in the analytical system.

If surrogate recoveries are biased high in the LCS, LCSD, or the Method Blank, and the associated sample(s) are ND, the batch is acceptable. Otherwise, if the LCS, LCSD, or Method Blank surrogate(s) fail to meet recovery criteria, the entire sample batch is reprepared and reanalyzed. If the surrogate recoveries are outside criteria for environmental samples, the samples will be reprepared and reanalyzed unless there is objective evidence of matrix interference or if the sample dilution is greater than the threshold outlined in the associated method SOP.

The acceptance criteria do not apply to samples that are diluted. All other surrogate recoveries will be reported.

For the GC/MS BNA methods, the surrogate criterion is that two of the three surrogates for each fraction must meet acceptance criteria. The third surrogate must have a recovery of ten percent or greater.

For the Pesticide and PCB methods, the surrogate criterion is that one of two surrogate compounds must meet acceptance criteria. The second surrogate must have a recovery of 10% or greater.

SAMPLE SUMMARY

A8A300102

WO #	SAMPLE#	CLIENT SAMPLE ID	SAMPLED DATE	SAMP TIME
KF9QK	001	FWGLL3mw-232C-0575-GW	01/29/08	09:20
KF9QP	002	FWGLL3mw-232C-0575-GF	01/29/08	09:20
KF9QQ	003	FWGLL3mw-233C-0576-GW	01/29/08	12:10
KF9QR	004	FWGLL3mw-233C-0576-GF	01/29/08	12:10
KF9QT	005	FWGLL3mw-241C-0581-GW	01/29/08	13:40
KF9QV	006	FWGLL3mw-241C-0581-GF	01/29/08	13:40
KF9QW	007	FWGEQUIPRINSE2-0610-GW	01/29/08	14:40
KF9QX	008	FWGLL12mw-188C-0595-GW	01/29/08	16:00
KF9Q0	009	FWGLL12mw-188C-0595-GF	01/29/08	16:00
KF9Q1	010	FWGTEAM1-TRIP	01/29/08	08:00
KF9Q2	011	FWGTEAM2-TRIP	01/29/08	08:00
KF9Q3	012	FWGLL3mw-234C-0577-GW	01/29/08	09:20
KF9Q4	013	FWGLL3mw-234C-0577-GF	01/29/08	09:20
KF9Q5	014	FWGLL3mw-DUP2-0602-GW	01/29/08	09:45
KF9Q6	015	FWGLL3mw-DUP2-0602-GF	01/29/08	09:45
KF9Q7	016	FWGLL3mw-240C-0580-GW	01/29/08	11:45
KF9Q8	017	FWGLL3mw-240C-0580-GF	01/29/08	11:45
KF9Q9	018	FWGLL3mw-237C-0579-GW	01/29/08	13:00
KF9RA	019	FWGLL3mw-237C-0579-GF	01/29/08	13:00
KF9RC	020	FWGLL3mw-189C-0596-GW	01/29/08	15:10
KF9RD	021	FWGLL3mw-189C-0596-GF	01/29/08	15:10
KF9RE	022	FWGLL4mw-193C-0583-GW	01/29/08	10:10
KF9RF	023	FWGLL4mw-193C-0583-GF	01/29/08	10:10
KF9RG	024	FWGLL4mw-195C-0585-GW	01/29/08	12:45
KF9RJ	025	FWGLL4mw-195C-0585-GF	01/29/08	12:45
KF9RK	026	FWGLL4mw-194C-0584-GW	01/29/08	15:30
KF9RL	027	FWGLL4mw-194C-0584-GF	01/29/08	15:30
KF9RM	028	FWGTEAM3-TRIP	01/29/08	08:00

NOTE(S):

- The analytical results of the samples listed above are presented on the following pages.
- All calculations are performed before rounding to avoid round-off errors in calculated results.
- Results noted as "ND" were not detected at or above the stated limit.
- This report must not be reproduced, except in full, without the written approval of the laboratory.
- Results for the following parameters are never reported on a dry weight basis: color, corrosivity, density, flashpoint, ignitability, layers, odor, paint filter test, pH, porosity pressure, reactivity, redox potential, specific gravity, spot tests, solids, solubility, temperature, viscosity, and weight.

[redacted]

Chain of Custody Record

SEVERN TRENT SERVICES

TestAmerica

Severn Trent Laboratories, Inc.

STL-4124 (1200)

Client: EPM	Project Manager: John Miller	Date:	Chain of Custody Number: 074035
Address: 1800 Carillon Blvd	Telephone Number (Area Code)/Fax Number: 513 825 7500 (fax 7495)	Lab Number: 330 497 9396	Page 1 of 1
City: Cincinnati; State: OH; Zip Code: 45240	Site Contact: E CORBIN; Lab Contact: M LOEB		
Project Name and Location (State): RVAAP (OH) 30240.0006 PN	Carrier/Waybill Number: STL Pickup.		
Contract/Purchase Order/Quote No.: PO# 12633			

Matrix: Air, Aqueous, Sed., Soil

Containers & Preservatives: Unpres., H2SO4, HNO3 (1/29/08 1/29/08), HCl, NaOH, ZnAc/NaOH

Analysis (Attach list if more space is needed): VOC 8260, SVOC 8270, GRO 8330, Pest 8081, PCB 8082, Cyanide 9012, Propellants, Metals 6010/6020/7470, NO_3/NO_2 353.2

Sample I.D. No. and Description (Containers for each sample may be combined on one line)	Date	Time	Air	Aqueous	Sed.	Soil	Unpres.	H2SO4	HNO3	HCl	NaOH	ZnAc/NaOH	VOC 8260	SVOC 8270	GRO 8330	Pest 8081	PCB 8082	Cyanide 9012	Propellants	Metals 6010/6020/7470	NO_3/NO_2 353.2	Special Instructions/ Conditions of Receipt
FWGLL3mw-232C-0575-GW	1/29/08	09:20		X			27			9	3		X	X	X	X	X	X	X			MS/MSD L343, L689, L312
FWGLL3mw-232C-0575-GF	1/29/08	09:20		X					3		3	1/29/08								X		MS/MSD L343, L689, L312
FWGLL3mw-233C-0576-GW	1/29/08	12:10		X			9			3	1		X	X	X	X	X	X	X			L330
FWGLL3mw-233C-0576-GF	1/29/08	12:10		X					1											X		L330
FWGLL3mw-241C-0581-GW	1/29/08	13:40		X			9			3	1		X	X	X	X	X	X	X			201
FWGLL3mw-241C-0581-GF	1/29/08	13:40		X					1											X		201
FWGEQUIPRinse2-0610-GW	1/29/08	14:40		X			9		1	3	1		X	X	X	X	X	X	X	X		680
FWGLL12mw-188C-0595-GW	1/29/08	16:00		X			9	1		3	1		X	X	X	X	X	X	X		X	L654
FWGLL12mw-188C-0595-GF	1/29/08	16:00		X					1											X		L654
FWGTeam1-Trip	1/29/08	08:00		X						3			X									

Possible Hazard Identification: [X] Non-Hazard [ ] Flammable [ ] Skin Irritant [ ] Poison B [ ] Unknown

Sample Disposal: [ ] Return To Client [X] Disposal By Lab [ ] Archive For ____ Months (A fee may be assessed if samples are retained longer than 3 months)

Turn Around Time Required: [ ] 24 Hours [ ] 48 Hours [ ] 7 Days [ ] 14 Days [X] 21 Days [ ] Other Person

QC Requirements (Specify): Metals were field filtered.

	Date	Time		Date	Time
1. Relinquished By: [signature]	1-29-08	1800	1. Received By: Rick Robison	1-29-08	1800
2. Relinquished By: Rick Robison	1-29-08	1855	2. Received By: [signature] TAL/NC	30 JAN 08	0700
3. Relinquished By:			3. Received By:		

Comments: Temps may not meet requirements if sample collection is close to lab pickup.

DISTRIBUTION: WHITE - Stays with the Sample; CANARY - Returned to Client with Report; PINK - Field Copy

All VOA Vials in cooler 201.

Cooler ID # L343, L689, L312, 680, L654, 201

TestAmerica North Canton

30

[redacted]

Chain of Custody Record

SEVERN TRENT **STL**
Severn Trent Laboratories, Inc.

STL-4124 (0901)

Client: EQM	Project Manager: John Miller	Date: 1-29-08	Chain of Custody Number: 117233
Address: 1800 Carillon Blvd	Telephone Number (Area Code)/Fax Number: 513 825 7500 (FAX 7495)	Lab Number: 330 497 9396	Page 1 of 1
City: Cincinnati; State: OH; Zip Code: 45240	Site Contact: E CORBIN; Lab Contact: M LOEB		
Project Name and Location (State): RVAAP (OH) 30240.0006 AN	Carrier/Waybill Number: LAB PICKUP		
Contract/Purchase Order/Quote No.: PO# 12633			

Analysis (Attach list if more space is needed)

Sample I.D. No. and Description (Containers for each sample may be combined on one line)	Date	Time	Air	Aqueous	Sed.	Soil	Unpres.	H2SO4	HNO3	HCl	NaOH	ZnAc/NaOH	VOC 8260	SVOC 8270	BPLO 8330	Pest 8081	PCB 8082	Cyanide 9012	Propellants	Metals 6010/6020 7470	NO2/NO3	Cooler Lab #
FWG Team 2-TRIP	1-29-08	0800		X						2			/									
FWGLL3mw234C-0577-GW		0920		X			9			3	1		/	/	/	/	/	/	/			L113
FWGLL3mw234C-0577-GF		0920		X				~~X~~	1											/		L113
FWGLL3mw-DUP2-0602-GW		0945		X			9			3	1		/	/	/	/	/	/	/			200
FWGLL3mw-DUP2-0602-GF		0945		X				~~X~~	1											/		200
FWGLL3mw-240C-0580-GW		1145		X			9			3	1		/	/	/	/	/	/	/			L650
FWGLL3mw-240C-0580-GF		1145		X				~~X~~	1											/		L650
FWGLL3mw-237C-0579-GW		1300		X			9			3	1		/	/	/	/	/	/	/			L516
FWGLL3mw-237C-0579 GF		1300		X				~~X~~	1											/		L516
FWGLL3MW-189C-0596-GW		1510		X			9	1		3	1		/	/	/	/	/	/	/		/	L548
FWGLL3MW-189C-0596-GF		1510		X				~~X~~	1											/		L548

Possible Hazard Identification: [X] Non-Hazard [ ] Flammable [ ] Skin Irritant [ ] Poison B [ ] Unknown

Sample Disposal: [ ] Return To Client [X] Disposal By Lab [ ] Archive For ____ Months (A fee may be assessed if samples are retained longer than 1 month)

Turn Around Time Required: [ ] 24 Hours [ ] 48 Hours [ ] 7 Days [ ] 14 Days [X] 21 Days [ ] Other Person

QC Requirements (Specify): Metals were field filtered

	Date	Time		Date	Time
1. Relinquished By: [signature]	1-29-08	1800	1. Received By: Rick Robison	1-29-08	1800
2. Relinquished By: Rick Robison	1-29-08	1855	2. Received By: [signature] TAL/NC	30 JAN 08	0700
3. Relinquished By:			3. Received By:		

Comments: Temps may not meet requirements if collected close to lab pick up time

DISTRIBUTION: WHITE - Returned to Client with Report; CANARY - Stays with the Sample; PINK - Field Copy

All VOAs in cooler L548. Cooler ID # L113, 200, L650, L516, L548

TestAmerica North Canton

Chain of Custody Record

SEVERN TRENT **STL**
Severn Trent Laboratories, Inc.

STL-4124 (0901)

Client: EQM	Project Manager: John Miller	Date: 1-29-08	Chain of Custody Number: 336179
Address: 1800 Carillon Blvd	Telephone Number (Area Code)/Fax Number: 513 825 7500 (fax 7495)	Lab Number: 330 497 9396	Page 1 of 1
City: Cincinnati; State: OH; Zip Code: 45240	Site Contact: E CORBIN; Lab Contact: M LOEB		
Project Name and Location (State): RVAAP (OH) 30240.0006PN	Carrier/Waybill Number: LAB PICKUP		
Contract/Purchase Order/Quote No.: PO# 12633			

Analysis (Attach list if more space is needed)

Sample I.D. No. and Description (Containers for each sample may be combined on one line)	Date	Time	Matrix: Air	Aqueous	Sed.	Soil	Containers & Preservatives: Unpres.	H2SO4	HNO3	HCl	NaOH	ZnAc/NaOH	VOC 8260	SVOC 8270	Explo 8330	Pest 8081	PCB 8082	Cyanide 9012	Propellants	Metals 6010/6020 7470	Special Instructions/ Conditions of Receipt
~~FWGLL1MW-063C-0365-GW~~	~~1-29-08~~	~~0845~~		X			1			2			X		X						~~Cal 1-29-08 C~~
FWGLL4MW-193C-0583-GW/GF	1-29-08	1010					9		1	3	1		X	X	X	X	X	X	X	X	Metal Field Filtered L265
FWGLL4MW-195C-0585-GW/GF	1-29-08	1245					9		1	3	1		X	X	X	X	X	X	X	X	" L588
FWGLL4MW-194C-0584-GW/GF	1-29-08	1530					9		1	3	1		X	X	X	X	X	X	X	X	" K905
FWG Team 3-TRIP	1-29-08	0800		X						2			X								

Cooler ID

Possible Hazard Identification: ☒ Non-Hazard ☐ Flammable ☐ Skin Irritant ☐ Poison B ☐ Unknown

Sample Disposal: ☐ Return To Client ☒ Disposal By Lab ☐ Archive For ____ Months (A fee may be assessed if samples are retained longer than 1 month)

Turn Around Time Required: ☐ 24 Hours ☐ 48 Hours ☐ 7 Days ☐ 14 Days ☒ 21 Days ☐ Other Person

QC Requirements (Specify): Metals were field filtered

1. Relinquished By: [signature]	Date: 1-29-08 AM 1800	Time: 1800	1. Received By: Rich Robison	Date: 1-29-08	Time: 1800
2. Relinquished By: Rich Robison	Date: 1-29-08	Time: 1855	2. Received By: [signature] TAL/NC	Date: 30 JAN 08	Time: 0700
3. Relinquished By:	Date:	Time:	3. Received By:	Date:	Time:

Comments: Temps may not meet requirements if sample collected near lab pickup time.

DISTRIBUTION: WHITE - Returned to Client with Report; CANARY - Stays with the Sample; PINK - Field Copy

All VOAs in cooler L588. Cooler ID # L588, K905, L265

TestAmerica North Canton

GCMS VOLATILE DATA

Ravenna, OH Data Review Checklist

Project Number: 030240.0006.05
Sample Event: January 2008
Data Reviewer/Date: Angye Dragotta/March 3, 2008

SDG: A8A300102 R0
Analysis: SW846 8260B

Review Questions:	Yes	No	N/A	Comments	Qual/Criteria
1. Did Chain-of-Custody information agree with laboratory report?	✓			COC#: 074035,336179,117233;	
2. Were samples preserved properly and received in good condition?	✓			Sample coolers were received between 0.9 and 5.1°C. Upon receipt, it was documented by the laboratory, that the samples were not frozen and received in good condition. No qualifications were made to sample results based on temperatures less than 2°C.	QAPP Table 4-2, NELAC
3. Were holding times met?	✓			Samples collected 1/29/08 and analyzed on 2/5/08.	QAPP Table 4-2 J/UJ/R
4. Were sample storage requirements met?	✓				QAPP Table 4-2
5. Were QAPP specified PQLs achieved?	✓				QAPP Table 3.3
6. Were all QAPP-specified target analytes reported?	✓				QAPP Table 3-3
7. Was the GC/MS system tuned with bromofluorobenzene (BFB)?	✓				LCG Table 1
8. Was the criteria met during each 12 hour shift (prior to ICAL and Cal Ver.)?	✓			2/1/08 @1014 and 2/5/08 @ 0818	SW846 8260B 7.3.1
9. Did the initial calibration curve consist of 5 concentration levels?	✓			2/1/08 Instrument A3UX11 stds – 5, 10, 25, 50, 100, 200 ng on column	LCG Table 1 R
10. Did the Calibration Check Compounds (CCCs) (see Table 1 below) relative standard deviations (%RSD) ≤ 30%?	✓				LCG Table 1 R
11. Were the minimum response factors (RFs) for the System Performance Check Compounds (SPCCs) (see Table 2 below) met?	✓				LCG Table 1
12. Were all other target analytes ≤ 15% RSD? OR Was the average RSD ≤ 15%? Was a different calibration option used?	✓			Acetone, Methylene Chloride and 2-Butanone used a weighted linear curve.	LCG Table 1 15% <RSD< 20% = J/UJ
13. If a linear regression curve was used, was the correlation coefficient r≥0.99?	✓			All correlation coefficients were ≥0.99. No qualifications were made since the correlation coefficients were acceptable.	LCG Table 1 R<0.99=-J/R
14. Was a MDL Level Verification performed once per quarter with all target analytes detected?		✓		*2/6/08 @1212 and 2/7/08 @ 1212; all target analytes were detected in MDL check on 2/6/08. Acetone and 2-butanone were not detected in MDL check on 2/7/08. Acetone recovered within limits or above limits in the CCV and MRLs. 2-Butanone recovered within limits in the CCV and opening MRL and slightly low in the closing MRL. The instrument was*	LCG Table 1 R

Ravenna, OH Data Review Checklist

Project Number: 030240.0006.05
Sample Event: January 2008
Data Reviewer/Date: Angye Dragotta/March 3, 2008

SDG: A8A300102 R0
Analysis: SW846 8260B

Review Questions:	Yes	No	N/A	Comments	Qual/Criteria
				able to detect both compounds; therefore no qualifications were made based on the MDL checks.	
15. Was a MRL Level Verification run at the beginning and end of every daily sequence or every 12 hours?	✓			2/5/08 @ 0934, 2020	LCG Table 1
16. Were the QC/MRL recoveries 70-130%?		✓		Opening MRL had Methylene Chloride %R = 15.3% and Bromoform %R = 67.6%. The closing MRL had Acetone %R = 154%, Methylene Chloride %R = 32.7%, 2-Butanone %R = 64.4% and Bromoform %R= 61.0%. Results for methylene chloride were flagged estimated "J/UJ" since the analyte was detected in the closing MDL check on 2/7/08. Results for acetone, bromoform and 2-Butanone were qualified estimated, "J/UJ".	LCG Table 1 >130%=J; 70-60%=J/UJ; <60%=J/R
17. Was a second source verification (ICV) analyzed after the ICAL? Were results 80-120%?	✓			2/1/08@1321	LCG Table 1 >120%=J; 60-80%=J/UJ; <60%=J/R
18. Was a CCV run every 12 hours?	✓			2/5/08@0849	LCG Table 1
19. Did the CCCs have a %Difference < 20%?	✓				LCG Table 1
20. Were the minimum RFs for the SPCCs within limits?	✓				LCG Table 1
21. Was the average of all target analytes ≤ 20%D with a maximum D for each target analyte ≤30%?		✓		CCV had 2-butanone %D=-34.4% and acetone %D=-165%. The average %D was less than 20%. As there were no detected concentrations of 2-butanone, no qualifications were made to sample results. Detected concentrations of acetone were flagged estimated,"J".	LCG Table 1 Avg D>20% and D>30% =R; Avg %D<20% and D> 30% neg. =J D>30% (neg) = J/R D>30% (pos) = J
22. Were the internal standards added to every sample?	✓				LCG Table 1
23. Were the retention times for all IS compounds within ±30 seconds from the RT of the mid-point standard in the ICAL?	✓				LCG Table 1 R
24. Was the EICP area between -50% and +100% of the ICAL mid-point standard?	✓				LCG Table 1 R

Ravenna, OH Data Review Checklist

Project Number: 030240.0006.05
Sample Event: January 2008
Data Reviewer/Date: Angye Dragotta/March 3, 2008

SDG: A8A300102 R0
Analysis: SW846 8260B

Review Questions:	Yes	No	N/A	Comments	Qual/Criteria
25. Was a method blank prepared and analyzed with each batch?	✓				LCG Table 1
26. Were target analytes detected in the method blank at >1/2 the MRL?		✓		There were no detections.	LCG Table 1 <5/10X =B
27. Was a field blank (equipment and/or trip) collected and analyzed?	✓				
28. Were target analytes detected in the field blank analyses >1/2 the MRL?		✓		**FWGTeam2-Trip** had acetone detected at 5.3 ug/L and 4-methyl-2-pentanone detected at 0.36 ug/L. There were no qualifications made for 4-methyl-2-pentanone since contamination was less than ½ the MRL (10 ppb). The acetone result for sample FWGLL3mw-234c-0577-GW was flagged, "B" due to blank contamination. **FWGTeam3-Trip** had acetone detected at 6.3 ug/L. No qualifications made since associated samples FWGLL4mw-193c-0583-GW, FWGLL4mw-195c-0585-GW and FWGLL4mw-194c-0584-GW had no detections for acetone. No target analytes were detected in **FWGEQUIPRinse2-0610-GW**. **FWGTeam1-Trip** had acetone detected at 4.4 ug/L and 4-methyl-2-pentanone detected at 0.36 ug/L. There were no qualifications made because the contamination was less than ½ the MRL (10 ppb).	<5/10X =B
29. Was a field duplicate analyzed?	✓			FWGLL3mw-DUP2-0602-GW was a field duplicate for FWGLL3mw-234C-0577-GW.	
30. Were the Field duplicates RPDs within ±30%?	✓				QAPP Table 3-2 RPD >30=J
31. Was a LCS prepared and analyzed with each batch?	✓			An LCSD was analyzed and reported;	LCG Table 1
32. Were the LCS recoveries within limits specified in Appendix C of the LCG?	✓				LCG Appendix C >UL=J; 30%-LL=J/UJ; <30%=J/R
33. Was a MS/MSD prepared with each batch?	✓				LCG Table 1
34. Was the MS/MSD parent sample a Ravenna sample?	✓			Sample FWGLL3mw-232c-0575-GW was the parent.	
35. Were MS/MSD recoveries 70-130% and RPD values ≤20%?	✓				LCG Table 1 Pj
36. Were surrogate recoveries 50-150%?	✓				LCG Table 1

Ravenna, OH Data Review Checklist

Project Number: 030240.0006.05
Sample Event: January 2008
Data Reviewer/Date: Angye Dragotta/March 3, 2008

SDG: A8A300102 R0
Analysis: SW846 8260B

Review Questions:	Yes	No	N/A	Comments	Qual/Criteria
					>150%=J; 10% -50%=J/UJ; <10%=J/R
37. Were reported sample concentrations within calibration range?	✓				
38. Were laboratory-generated Quality Control Exception Reports issued? If yes, summarize contents.		✓			
39. Were lab comments included in report? If yes, summarize contents.	✓			*Comments on MRL outliers.*	

References:

Louisville Chemistry Guidelines (LCG), USACE June 2002 version 5; Section I "Chemical Analysis Criteria" Table 1 and Attachment A "Data Validation Guidelines:

Final Quality Assurance Project Plan (QAPP) Addendum for the Facility-Wide Groundwater Monitoring Program Ravenna Army Ammunition Plant, Ravenna, OH, Portage Environmental September 2004

Additional Comments:

It was noticed subsequent to data verification that sample FWGLL3mw-189c-0596-GW/GF was incorrectly identified. The data was reported with the incorrect sample ID. The correct sample ID is FWGLL12mw-189c-0596-GW/GF.

Table1- CCCs

Analyte
1,1-Dichloroethene
Chloroform
1,2-Dichloropropane
Toluene
Ethylbenzene
Vinyl chloride

Table 2- SPCCs

Analyte	Minimum RF
Chloromethane	0.10
1,1-Dichlorethane	0.10
Bromoform	0.10
Chlorobenzene	0.30
1,1,2,2-Tetrachloroethane	0.30

Project Number: 030240.0006.05
Sample Event: January 2008
Data Reviewer/Date: Angye Dragotta/March 3, 2008

SDG: A8A300102 R0
Analysis: SW846 8260B

Environmental Quality Mgt., Inc.

Client Sample ID: FWGLL3mw-232C-0575-GW

GC/MS Volatiles

Lot-Sample #...: A8A300102-001 **Work Order #...:** KF9QK1AA **Matrix.....:** WG
Date Sampled...: 01/29/08 09:20 **Date Received..:** 01/30/08
Prep Date.....: 02/05/08 **Analysis Date..:** 02/05/08
Prep Batch #...: 8037085
Dilution Factor: 1 **Initial Wgt/Vol:** 5 mL **Final Wgt/Vol..:** 5 mL
Method.....: SW846 8260B

PARAMETER	RESULT	REPORTING LIMIT	UNITS	MDL
Bromochloromethane	ND	1.0	ug/L	0.29
1,2-Dibromoethane	ND	1.0	ug/L	0.24
o-Xylene	ND	1.0	ug/L	0.14
m-Xylene & p-Xylene	ND	2.0	ug/L	0.24
cis-1,2-Dichloroethene	ND	1.0	ug/L	0.17
trans-1,2-Dichloroethene	ND	1.0	ug/L	0.19
Chloromethane	ND	1.0	ug/L	0.30
Bromomethane	ND	1.0	ug/L	0.41
Vinyl chloride	ND	1.0	ug/L	0.22
Chloroethane	ND	1.0	ug/L	0.29
Methylene chloride	ND	2.0	ug/L	0.33
Acetone	ND	10	ug/L	1.1
Carbon disulfide	ND	1.0	ug/L	0.13
1,1-Dichloroethene	ND	1.0	ug/L	0.19
1,1-Dichloroethane	ND	1.0	ug/L	0.15
1,2-Dichloroethene (total)	ND	1.0	ug/L	0.34
Chloroform	ND	1.0	ug/L	0.16
1,2-Dichloroethane	ND	1.0	ug/L	0.22
2-Butanone	ND	10	ug/L	0.57
1,1,1-Trichloroethane	ND	1.0	ug/L	0.22
Carbon tetrachloride	ND	1.0	ug/L	0.13
Bromodichloromethane	ND	1.0	ug/L	0.15
1,2-Dichloropropane	ND	1.0	ug/L	0.18
cis-1,3-Dichloropropene	ND	1.0	ug/L	0.14
Trichloroethene	ND	1.0	ug/L	0.17
Dibromochloromethane	ND	1.0	ug/L	0.18
1,1,2-Trichloroethane	ND	1.0	ug/L	0.27
Benzene	ND	1.0	ug/L	0.13
trans-1,3-Dichloropropene	ND	1.0	ug/L	0.19
Bromoform	ND	1.0	ug/L	0.64
4-Methyl-2-pentanone	ND	10	ug/L	0.32
2-Hexanone	ND	10	ug/L	0.41
Tetrachloroethene	ND	1.0	ug/L	0.29
1,1,2,2-Tetrachloroethane	ND	1.0	ug/L	0.18
Toluene	ND	1.0	ug/L	0.13
Chlorobenzene	ND	1.0	ug/L	0.15
Ethylbenzene	ND	1.0	ug/L	0.17

(Continued on next page)

Environmental Quality Mgt., Inc.

Client Sample *ID*: *FWGLL3mw-232C-0575-GW*

GC/MS Volatiles

Lot-Sample #...: A8A300102-001 **Work Order #...:** KF9QK1AA **Matrix.....:** WG

PARAMETER	RESULT	REPORTING LIMIT	UNITS	MDL
Styrene	ND	1.0	ug/L	0.11
Xylenes (total)	ND	2.0	ug/L	0.28

SURROGATE	PERCENT RECOVERY	RECOVERY LIMITS
Dibromofluoromethane	93	(50 - 150)
1,2-Dichloroethane-d4	88	(50 - 150)
Toluene-d8	91	(50 - 150)
4-Bromofluorobenzene	94	(50 - 150)

Environmental Quality Mgt., Inc.

Client Sample ID: FWGLL3mw-233C-0576-GW

GC/MS Volatiles

Lot-Sample #...: A8A300102-003 **Work Order #...:** KF9QQ1AA **Matrix.....:** WG
Date Sampled...: 01/29/08 12:10 **Date Received..:** 01/30/08
Prep Date.....: 02/05/08 **Analysis Date..:** 02/05/08
Prep Batch #...: 8037085
Dilution Factor: 1 **Initial Wgt/Vol:** 5 mL **Final Wgt/Vol..:** 5 mL
Method.....: SW846 8260B

PARAMETER	RESULT	REPORTING LIMIT	UNITS	MDL
Bromochloromethane	ND	1.0	ug/L	0.29
1,2-Dibromoethane	ND	1.0	ug/L	0.24
o-Xylene	ND	1.0	ug/L	0.14
m-Xylene & p-Xylene	ND	2.0	ug/L	0.24
cis-1,2-Dichloroethene	ND	1.0	ug/L	0.17
trans-1,2-Dichloroethene	ND	1.0	ug/L	0.19
Chloromethane	ND	1.0	ug/L	0.30
Bromomethane	ND	1.0	ug/L	0.41
Vinyl chloride	ND	1.0	ug/L	0.22
Chloroethane	ND	1.0	ug/L	0.29
Methylene chloride	ND	2.0	ug/L	0.33
Acetone	ND	10	ug/L	1.1
Carbon disulfide	ND	1.0	ug/L	0.13
1,1-Dichloroethene	ND	1.0	ug/L	0.19
1,1-Dichloroethane	ND	1.0	ug/L	0.15
1,2-Dichloroethene (total)	ND	1.0	ug/L	0.34
Chloroform	ND	1.0	ug/L	0.16
1,2-Dichloroethane	ND	1.0	ug/L	0.22
2-Butanone	ND	10	ug/L	0.57
1,1,1-Trichloroethane	ND	1.0	ug/L	0.22
Carbon tetrachloride	ND	1.0	ug/L	0.13
Bromodichloromethane	ND	1.0	ug/L	0.15
1,2-Dichloropropane	ND	1.0	ug/L	0.18
cis-1,3-Dichloropropene	ND	1.0	ug/L	0.14
Trichloroethene	ND	1.0	ug/L	0.17
Dibromochloromethane	ND	1.0	ug/L	0.18
1,1,2-Trichloroethane	ND	1.0	ug/L	0.27
Benzene	ND	1.0	ug/L	0.13
trans-1,3-Dichloropropene	ND	1.0	ug/L	0.19
Bromoform	ND	1.0	ug/L	0.64
4-Methyl-2-pentanone	ND	10	ug/L	0.32
2-Hexanone	ND	10	ug/L	0.41
Tetrachloroethene	ND	1.0	ug/L	0.29
1,1,2,2-Tetrachloroethane	ND	1.0	ug/L	0.18
Toluene	ND	1.0	ug/L	0.13
Chlorobenzene	ND	1.0	ug/L	0.15
Ethylbenzene	ND	1.0	ug/L	0.17

(Continued on next page)

Environmental Quality Mgt., Inc.

Client Sample ID: FWGLL3mw-233C-0576-GW

GC/MS Volatiles

Lot-Sample #...: A8A300102-003 **Work Order #...:** KF9QQ1AA **Matrix.....:** WG

PARAMETER	RESULT	REPORTING LIMIT	UNITS	MDL
Styrene	ND	1.0	ug/L	0.11
Xylenes (total)	ND	2.0	ug/L	0.28

SURROGATE	PERCENT RECOVERY	RECOVERY LIMITS
Dibromofluoromethane	92	(50 - 150)
1,2-Dichloroethane-d4	87	(50 - 150)
Toluene-d8	91	(50 - 150)
4-Bromofluorobenzene	94	(50 - 150)

Environmental Quality Mgt., Inc.

Client Sample ID: FWGLL3mw-241C-0581-GW

GC/MS Volatiles

Lot-Sample #...: A8A300102-005 **Work Order #...:** KF9QT1AA **Matrix.....:** WG
Date Sampled...: 01/29/08 13:40 **Date Received..:** 01/30/08
Prep Date.....: 02/05/08 **Analysis Date..:** 02/05/08
Prep Batch #...: 8037085
Dilution Factor: 1 **Initial Wgt/Vol:** 5 mL **Final Wgt/Vol..:** 5 mL
Method.....: SW846 8260B

PARAMETER	RESULT	REPORTING LIMIT	UNITS	MDL
Bromochloromethane	ND	1.0	ug/L	0.29
1,2-Dibromoethane	ND	1.0	ug/L	0.24
o-Xylene	ND	1.0	ug/L	0.14
m-Xylene & p-Xylene	ND	2.0	ug/L	0.24
cis-1,2-Dichloroethene	ND	1.0	ug/L	0.17
trans-1,2-Dichloroethene	ND	1.0	ug/L	0.19
Chloromethane	ND	1.0	ug/L	0.30
Bromomethane	ND	1.0	ug/L	0.41
Vinyl chloride	ND	1.0	ug/L	0.22
Chloroethane	ND	1.0	ug/L	0.29
Methylene chloride	ND	2.0	ug/L	0.33
Acetone	ND	10	ug/L	1.1
Carbon disulfide	ND	1.0	ug/L	0.13
1,1-Dichloroethene	ND	1.0	ug/L	0.19
1,1-Dichloroethane	ND	1.0	ug/L	0.15
1,2-Dichloroethene (total)	ND	1.0	ug/L	0.34
Chloroform	ND	1.0	ug/L	0.16
1,2-Dichloroethane	ND	1.0	ug/L	0.22
2-Butanone	ND	10	ug/L	0.57
1,1,1-Trichloroethane	ND	1.0	ug/L	0.22
Carbon tetrachloride	ND	1.0	ug/L	0.13
Bromodichloromethane	ND	1.0	ug/L	0.15
1,2-Dichloropropane	ND	1.0	ug/L	0.18
cis-1,3-Dichloropropene	ND	1.0	ug/L	0.14
Trichloroethene	ND	1.0	ug/L	0.17
Dibromochloromethane	ND	1.0	ug/L	0.18
1,1,2-Trichloroethane	ND	1.0	ug/L	0.27
Benzene	ND	1.0	ug/L	0.13
trans-1,3-Dichloropropene	ND	1.0	ug/L	0.19
Bromoform	ND	1.0	ug/L	0.64
4-Methyl-2-pentanone	ND	10	ug/L	0.32
2-Hexanone	ND	10	ug/L	0.41
Tetrachloroethene	ND	1.0	ug/L	0.29
1,1,2,2-Tetrachloroethane	ND	1.0	ug/L	0.18
Toluene	ND	1.0	ug/L	0.13
Chlorobenzene	ND	1.0	ug/L	0.15
Ethylbenzene	ND	1.0	ug/L	0.17

(Continued on next page)

Environmental Quality Mgt., Inc.

Client Sample ID: FWGLL3mw-241C-0581-GW

GC/MS Volatiles

Lot-Sample #...: A8A300102-005 **Work Order #...:** KF9QT1AA **Matrix.....:** WG

PARAMETER	RESULT	REPORTING LIMIT	UNITS	MDL
Styrene	ND	1.0	ug/L	0.11
Xylenes (total)	ND	2.0	ug/L	0.28

SURROGATE	PERCENT RECOVERY	RECOVERY LIMITS
Dibromofluoromethane	94	(50 - 150)
1,2-Dichloroethane-d4	88	(50 - 150)
Toluene-d8	90	(50 - 150)
4-Bromofluorobenzene	93	(50 - 150)

Environmental Quality Mgt., Inc.

Client Sample ID: FWGEQUIPRINSE2-0610-GW

GC/MS Volatiles

Lot-Sample #...: A8A300102-007 **Work Order #...:** KF9QW1AA **Matrix.....:** WQ
Date Sampled...: 01/29/08 14:40 **Date Received..:** 01/30/08
Prep Date.....: 02/05/08 **Analysis Date..:** 02/05/08
Prep Batch #...: 8037085
Dilution Factor: 1 **Initial Wgt/Vol:** 5 mL **Final Wgt/Vol..:** 5 mL
Method.....: SW846 8260B

PARAMETER	RESULT	REPORTING LIMIT	UNITS	MDL
Bromochloromethane	ND	1.0	ug/L	0.29
1,2-Dibromoethane	ND	1.0	ug/L	0.24
o-Xylene	ND	1.0	ug/L	0.14
m-Xylene & p-Xylene	ND	2.0	ug/L	0.24
cis-1,2-Dichloroethene	ND	1.0	ug/L	0.17
trans-1,2-Dichloroethene	ND	1.0	ug/L	0.19
Chloromethane	ND	1.0	ug/L	0.30
Bromomethane	ND	1.0	ug/L	0.41
Vinyl chloride	ND	1.0	ug/L	0.22
Chloroethane	ND	1.0	ug/L	0.29
Methylene chloride	ND	2.0	ug/L	0.33
Acetone	ND	10	ug/L	1.1
Carbon disulfide	ND	1.0	ug/L	0.13
1,1-Dichloroethene	ND	1.0	ug/L	0.19
1,1-Dichloroethane	ND	1.0	ug/L	0.15
1,2-Dichloroethene (total)	ND	1.0	ug/L	0.34
Chloroform	ND	1.0	ug/L	0.16
1,2-Dichloroethane	ND	1.0	ug/L	0.22
2-Butanone	ND	10	ug/L	0.57
1,1,1-Trichloroethane	ND	1.0	ug/L	0.22
Carbon tetrachloride	ND	1.0	ug/L	0.13
Bromodichloromethane	ND	1.0	ug/L	0.15
1,2-Dichloropropane	ND	1.0	ug/L	0.18
cis-1,3-Dichloropropene	ND	1.0	ug/L	0.14
Trichloroethene	ND	1.0	ug/L	0.17
Dibromochloromethane	ND	1.0	ug/L	0.18
1,1,2-Trichloroethane	ND	1.0	ug/L	0.27
Benzene	ND	1.0	ug/L	0.13
trans-1,3-Dichloropropene	ND	1.0	ug/L	0.19
Bromoform	ND	1.0	ug/L	0.64
4-Methyl-2-pentanone	ND	10	ug/L	0.32
2-Hexanone	ND	10	ug/L	0.41
Tetrachloroethene	ND	1.0	ug/L	0.29
1,1,2,2-Tetrachloroethane	ND	1.0	ug/L	0.18
Toluene	ND	1.0	ug/L	0.13
Chlorobenzene	ND	1.0	ug/L	0.15
Ethylbenzene	ND	1.0	ug/L	0.17

(Continued on next page)

Environmental Quality Mgt., Inc.

Client Sample ID: *FWGEQUIPRINSE2-0610-GW*

GC/MS Volatiles

Lot-Sample #...: A8A300102-007 **Work Order #...:** KF9QW1AA **Matrix.....:** WQ

PARAMETER	RESULT	REPORTING LIMIT	UNITS	MDL
Styrene	ND	1.0	ug/L	0.11
Xylenes (total)	ND	2.0	ug/L	0.28

SURROGATE	PERCENT RECOVERY	RECOVERY LIMITS
Dibromofluoromethane	92	(50 - 150)
1,2-Dichloroethane-d4	89	(50 - 150)
Toluene-d8	91	(50 - 150)
4-Bromofluorobenzene	94	(50 - 150)

Environmental Quality Mgt., Inc.

Client Sample ID: FWGLL12mw-188C-0595-GW

GC/MS Volatiles

Lot-Sample #...: A8A300102-008 **Work Order #...:** KF9QX1AA **Matrix.....:** WG
Date Sampled...: 01/29/08 16:00 **Date Received..:** 01/30/08
Prep Date.....: 02/05/08 **Analysis Date..:** 02/05/08
Prep Batch #...: 8037085
Dilution Factor: 1 **Initial Wgt/Vol:** 5 mL **Final Wgt/Vol..:** 5 mL
Method.....: SW846 8260B

PARAMETER	RESULT	REPORTING LIMIT	UNITS	MDL
Bromochloromethane	ND	1.0	ug/L	0.29
1,2-Dibromoethane	ND	1.0	ug/L	0.24
o-Xylene	ND	1.0	ug/L	0.14
m-Xylene & p-Xylene	ND	2.0	ug/L	0.24
cis-1,2-Dichloroethene	ND	1.0	ug/L	0.17
trans-1,2-Dichloroethene	ND	1.0	ug/L	0.19
Chloromethane	ND	1.0	ug/L	0.30
Bromomethane	ND	1.0	ug/L	0.41
Vinyl chloride	ND	1.0	ug/L	0.22
Chloroethane	ND	1.0	ug/L	0.29
Methylene chloride	ND	2.0	ug/L	0.33
Acetone	ND	10	ug/L	1.1
Carbon disulfide	ND	1.0	ug/L	0.13
1,1-Dichloroethene	ND	1.0	ug/L	0.19
1,1-Dichloroethane	ND	1.0	ug/L	0.15
1,2-Dichloroethene (total)	ND	1.0	ug/L	0.34
Chloroform	ND	1.0	ug/L	0.16
1,2-Dichloroethane	ND	1.0	ug/L	0.22
2-Butanone	ND	10	ug/L	0.57
1,1,1-Trichloroethane	ND	1.0	ug/L	0.22
Carbon tetrachloride	ND	1.0	ug/L	0.13
Bromodichloromethane	ND	1.0	ug/L	0.15
1,2-Dichloropropane	ND	1.0	ug/L	0.18
cis-1,3-Dichloropropene	ND	1.0	ug/L	0.14
Trichloroethene	ND	1.0	ug/L	0.17
Dibromochloromethane	ND	1.0	ug/L	0.18
1,1,2-Trichloroethane	ND	1.0	ug/L	0.27
Benzene	ND	1.0	ug/L	0.13
trans-1,3-Dichloropropene	ND	1.0	ug/L	0.19
Bromoform	ND	1.0	ug/L	0.64
4-Methyl-2-pentanone	ND	10	ug/L	0.32
2-Hexanone	ND	10	ug/L	0.41
Tetrachloroethene	ND	1.0	ug/L	0.29
1,1,2,2-Tetrachloroethane	ND	1.0	ug/L	0.18
Toluene	ND	1.0	ug/L	0.13
Chlorobenzene	ND	1.0	ug/L	0.15
Ethylbenzene	ND	1.0	ug/L	0.17

(Continued on next page)

Environmental Quality Mgt., Inc.

Client Sample ID: FWGLL12mw-188C-0595-GW

GC/MS Volatiles

Lot-Sample #...: A8A300102-008 Work Order #...: KF9QX1AA Matrix.....: WG

PARAMETER	RESULT	REPORTING LIMIT	UNITS	MDL
Styrene	ND	1.0	ug/L	0.11
Xylenes (total)	ND	2.0	ug/L	0.28

SURROGATE	PERCENT RECOVERY	RECOVERY LIMITS
Dibromofluoromethane	93	(50 - 150)
1,2-Dichloroethane-d4	89	(50 - 150)
Toluene-d8	91	(50 - 150)
4-Bromofluorobenzene	94	(50 - 150)

Environmental Quality Mgt., Inc.

Client Sample ID: FWGTEAM1-TRIP

GC/MS Volatiles

Lot-Sample #...: A8A300102-010 **Work Order #...:** KF9Q11AA **Matrix.....:** WQ
Date Sampled...: 01/29/08 08:00 **Date Received..:** 01/30/08
Prep Date.....: 02/05/08 **Analysis Date..:** 02/05/08
Prep Batch #...: 8037085
Dilution Factor: 1 **Initial Wgt/Vol:** 5 mL **Final Wgt/Vol..:** 5 mL
Method.....: SW846 8260B

PARAMETER	RESULT	REPORTING LIMIT	UNITS	MDL
Bromochloromethane	ND	1.0	ug/L	0.29
1,2-Dibromoethane	ND	1.0	ug/L	0.24
o-Xylene	ND	1.0	ug/L	0.14
m-Xylene & p-Xylene	ND	2.0	ug/L	0.24
cis-1,2-Dichloroethene	ND	1.0	ug/L	0.17
trans-1,2-Dichloroethene	ND	1.0	ug/L	0.19
Chloromethane	ND	1.0	ug/L	0.30
Bromomethane	ND	1.0	ug/L	0.41
Vinyl chloride	ND	1.0	ug/L	0.22
Chloroethane	ND	1.0	ug/L	0.29
Methylene chloride	ND	2.0	ug/L	0.33
Acetone	**4.4 J**	**10**	**ug/L**	**1.1**
Carbon disulfide	ND	1.0	ug/L	0.13
1,1-Dichloroethene	ND	1.0	ug/L	0.19
1,1-Dichloroethane	ND	1.0	ug/L	0.15
1,2-Dichloroethene (total)	ND	1.0	ug/L	0.34
Chloroform	ND	1.0	ug/L	0.16
1,2-Dichloroethane	ND	1.0	ug/L	0.22
2-Butanone	ND	10	ug/L	0.57
1,1,1-Trichloroethane	ND	1.0	ug/L	0.22
Carbon tetrachloride	ND	1.0	ug/L	0.13
Bromodichloromethane	ND	1.0	ug/L	0.15
1,2-Dichloropropane	ND	1.0	ug/L	0.18
cis-1,3-Dichloropropene	ND	1.0	ug/L	0.14
Trichloroethene	ND	1.0	ug/L	0.17
Dibromochloromethane	ND	1.0	ug/L	0.18
1,1,2-Trichloroethane	ND	1.0	ug/L	0.27
Benzene	ND	1.0	ug/L	0.13
trans-1,3-Dichloropropene	ND	1.0	ug/L	0.19
Bromoform	ND	1.0	ug/L	0.64
4-Methyl-2-pentanone	**0.36 J**	**10**	**ug/L**	**0.32**
2-Hexanone	ND	10	ug/L	0.41
Tetrachloroethene	ND	1.0	ug/L	0.29
1,1,2,2-Tetrachloroethane	ND	1.0	ug/L	0.18
Toluene	ND	1.0	ug/L	0.13
Chlorobenzene	ND	1.0	ug/L	0.15
Ethylbenzene	ND	1.0	ug/L	0.17

(Continued on next page)

Environmental Quality Mgt., Inc.

Client Sample ID: FWGTEAM1-TRIP

GC/MS Volatiles

Lot-Sample #...: A8A300102-010 **Work Order #...:** KF9Q11AA **Matrix.....:** WQ

PARAMETER	RESULT	REPORTING LIMIT	UNITS	MDL
Styrene	ND	1.0	ug/L	0.11
Xylenes (total)	ND	2.0	ug/L	0.28

SURROGATE	PERCENT RECOVERY	RECOVERY LIMITS
Dibromofluoromethane	94	(50 - 150)
1,2-Dichloroethane-d4	90	(50 - 150)
Toluene-d8	90	(50 - 150)
4-Bromofluorobenzene	93	(50 - 150)

NOTE(S):

J Estimated result. Result is less than RL.

Environmental Quality Mgt., Inc.

Client Sample ID: FWGTEAM2-TRIP

GC/MS Volatiles

Lot-Sample #...: A8A300102-011 **Work Order #...:** KF9Q21AA **Matrix.....:** WQ
Date Sampled...: 01/29/08 08:00 **Date Received..:** 01/30/08
Prep Date.....: 02/05/08 **Analysis Date..:** 02/05/08
Prep Batch #...: 8037085
Dilution Factor: 1 **Initial Wgt/Vol:** 5 mL **Final Wgt/Vol..:** 5 mL
Method.....: SW846 8260B

PARAMETER	RESULT	REPORTING LIMIT	UNITS	MDL
Bromochloromethane	ND	1.0	ug/L	0.29
1,2-Dibromoethane	ND	1.0	ug/L	0.24
o-Xylene	ND	1.0	ug/L	0.14
m-Xylene & p-Xylene	ND	2.0	ug/L	0.24
cis-1,2-Dichloroethene	ND	1.0	ug/L	0.17
trans-1,2-Dichloroethene	ND	1.0	ug/L	0.19
Chloromethane	ND	1.0	ug/L	0.30
Bromomethane	ND	1.0	ug/L	0.41
Vinyl chloride	ND	1.0	ug/L	0.22
Chloroethane	ND	1.0	ug/L	0.29
Methylene chloride	ND	2.0	ug/L	0.33
Acetone	**5.3 J**	**10**	**ug/L**	**1.1**
Carbon disulfide	ND	1.0	ug/L	0.13
1,1-Dichloroethene	ND	1.0	ug/L	0.19
1,1-Dichloroethane	ND	1.0	ug/L	0.15
1,2-Dichloroethene (total)	ND	1.0	ug/L	0.34
Chloroform	ND	1.0	ug/L	0.16
1,2-Dichloroethane	ND	1.0	ug/L	0.22
2-Butanone	ND	10	ug/L	0.57
1,1,1-Trichloroethane	ND	1.0	ug/L	0.22
Carbon tetrachloride	ND	1.0	ug/L	0.13
Bromodichloromethane	ND	1.0	ug/L	0.15
1,2-Dichloropropane	ND	1.0	ug/L	0.18
cis-1,3-Dichloropropene	ND	1.0	ug/L	0.14
Trichloroethene	ND	1.0	ug/L	0.17
Dibromochloromethane	ND	1.0	ug/L	0.18
1,1,2-Trichloroethane	ND	1.0	ug/L	0.27
Benzene	ND	1.0	ug/L	0.13
trans-1,3-Dichloropropene	ND	1.0	ug/L	0.19
Bromoform	ND	1.0	ug/L	0.64
4-Methyl-2-pentanone	**0.36 J**	**10**	**ug/L**	**0.32**
2-Hexanone	ND	10	ug/L	0.41
Tetrachloroethene	ND	1.0	ug/L	0.29
1,1,2,2-Tetrachloroethane	ND	1.0	ug/L	0.18
Toluene	ND	1.0	ug/L	0.13
Chlorobenzene	ND	1.0	ug/L	0.15
Ethylbenzene	ND	1.0	ug/L	0.17

(Continued on next page)

Environmental Quality Mgt., Inc.

Client Sample ID: FWGTEAM2-TRIP

GC/MS Volatiles

Lot-Sample #...: A8A300102-011 **Work Order #...:** KF9Q21AA **Matrix.....:** WQ

PARAMETER	RESULT	REPORTING LIMIT	UNITS	MDL
Styrene	ND	1.0	ug/L	0.11
Xylenes (total)	ND	2.0	ug/L	0.28

SURROGATE	PERCENT RECOVERY	RECOVERY LIMITS
Dibromofluoromethane	92	(50 - 150)
1,2-Dichloroethane-d4	87	(50 - 150)
Toluene-d8	90	(50 - 150)
4-Bromofluorobenzene	92	(50 - 150)

NOTE(S):

J Estimated result. Result is less than RL.

Environmental Quality Mgt., Inc.

Client Sample ID: FWGLL3mw-234C-0577-GW

GC/MS Volatiles

Lot-Sample #...: A8A300102-012 **Work Order #...:** KF9Q31AA **Matrix.....:** WG
Date Sampled...: 01/29/08 09:20 **Date Received..:** 01/30/08
Prep Date.....: 02/05/08 **Analysis Date..:** 02/05/08
Prep Batch #...: 8037085
Dilution Factor: 1 **Initial Wgt/Vol:** 5 mL **Final Wgt/Vol..:** 5 mL
Method.....: SW846 8260B

PARAMETER	RESULT	REPORTING LIMIT	UNITS	MDL
Bromochloromethane	ND	1.0	ug/L	0.29
1,2-Dibromoethane	ND	1.0	ug/L	0.24
o-Xylene	ND	1.0	ug/L	0.14
m-Xylene & p-Xylene	ND	2.0	ug/L	0.24
cis-1,2-Dichloroethene	ND	1.0	ug/L	0.17
trans-1,2-Dichloroethene	ND	1.0	ug/L	0.19
Chloromethane	ND	1.0	ug/L	0.30
Bromomethane	ND	1.0	ug/L	0.41
Vinyl chloride	ND	1.0	ug/L	0.22
Chloroethane	ND	1.0	ug/L	0.29
Methylene chloride	ND	2.0	ug/L	0.33
Acetone	**1.2 J**	**10**	**ug/L**	**1.1**
Carbon disulfide	ND	1.0	ug/L	0.13
1,1-Dichloroethene	ND	1.0	ug/L	0.19
1,1-Dichloroethane	ND	1.0	ug/L	0.15
1,2-Dichloroethene (total)	ND	1.0	ug/L	0.34
Chloroform	ND	1.0	ug/L	0.16
1,2-Dichloroethane	ND	1.0	ug/L	0.22
2-Butanone	ND	10	ug/L	0.57
1,1,1-Trichloroethane	ND	1.0	ug/L	0.22
Carbon tetrachloride	ND	1.0	ug/L	0.13
Bromodichloromethane	ND	1.0	ug/L	0.15
1,2-Dichloropropane	ND	1.0	ug/L	0.18
cis-1,3-Dichloropropene	ND	1.0	ug/L	0.14
Trichloroethene	ND	1.0	ug/L	0.17
Dibromochloromethane	ND	1.0	ug/L	0.18
1,1,2-Trichloroethane	ND	1.0	ug/L	0.27
Benzene	ND	1.0	ug/L	0.13
trans-1,3-Dichloropropene	ND	1.0	ug/L	0.19
Bromoform	ND	1.0	ug/L	0.64
4-Methyl-2-pentanone	ND	10	ug/L	0.32
2-Hexanone	ND	10	ug/L	0.41
Tetrachloroethene	ND	1.0	ug/L	0.29
1,1,2,2-Tetrachloroethane	ND	1.0	ug/L	0.18
Toluene	ND	1.0	ug/L	0.13
Chlorobenzene	ND	1.0	ug/L	0.15
Ethylbenzene	ND	1.0	ug/L	0.17

(Continued on next page)

Environmental Quality Mgt., Inc.

Client Sample ID: FWGLL3mw-234C-0577-GW

GC/MS Volatiles

Lot-Sample #...: A8A300102-012 **Work Order #...:** KF9Q31AA **Matrix.....:** WG

PARAMETER	RESULT	REPORTING LIMIT	UNITS	MDL
Styrene	ND	1.0	ug/L	0.11
Xylenes (total)	ND	2.0	ug/L	0.28

SURROGATE	PERCENT RECOVERY	RECOVERY LIMITS
Dibromofluoromethane	92	(50 - 150)
1,2-Dichloroethane-d4	88	(50 - 150)
Toluene-d8	90	(50 - 150)
4-Bromofluorobenzene	93	(50 - 150)

NOTE(S):

J Estimated result. Result is less than RL.

Environmental Quality Mgt., Inc.

Client Sample ID: FWGLL3mw-DUP2-0602-GW

GC/MS Volatiles

Lot-Sample #...: A8A300102-014 **Work Order #...:** KF9Q51AA **Matrix.....:** WG
Date Sampled...: 01/29/08 09:45 **Date Received..:** 01/30/08
Prep Date.....: 02/05/08 **Analysis Date..:** 02/05/08
Prep Batch #...: 8037085
Dilution Factor: 1 **Initial Wgt/Vol:** 5 mL **Final Wgt/Vol..:** 5 mL
Method.....: SW846 8260B

PARAMETER	RESULT	REPORTING LIMIT	UNITS	MDL
Bromochloromethane	ND	1.0	ug/L	0.29
1,2-Dibromoethane	ND	1.0	ug/L	0.24
o-Xylene	ND	1.0	ug/L	0.14
m-Xylene & p-Xylene	ND	2.0	ug/L	0.24
cis-1,2-Dichloroethene	ND	1.0	ug/L	0.17
trans-1,2-Dichloroethene	ND	1.0	ug/L	0.19
Chloromethane	ND	1.0	ug/L	0.30
Bromomethane	ND	1.0	ug/L	0.41
Vinyl chloride	ND	1.0	ug/L	0.22
Chloroethane	ND	1.0	ug/L	0.29
Methylene chloride	ND	2.0	ug/L	0.33
Acetone	ND	10	ug/L	1.1
Carbon disulfide	ND	1.0	ug/L	0.13
1,1-Dichloroethene	ND	1.0	ug/L	0.19
1,1-Dichloroethane	ND	1.0	ug/L	0.15
1,2-Dichloroethene (total)	ND	1.0	ug/L	0.34
Chloroform	ND	1.0	ug/L	0.16
1,2-Dichloroethane	ND	1.0	ug/L	0.22
2-Butanone	ND	10	ug/L	0.57
1,1,1-Trichloroethane	ND	1.0	ug/L	0.22
Carbon tetrachloride	ND	1.0	ug/L	0.13
Bromodichloromethane	ND	1.0	ug/L	0.15
1,2-Dichloropropane	ND	1.0	ug/L	0.18
cis-1,3-Dichloropropene	ND	1.0	ug/L	0.14
Trichloroethene	ND	1.0	ug/L	0.17
Dibromochloromethane	ND	1.0	ug/L	0.18
1,1,2-Trichloroethane	ND	1.0	ug/L	0.27
Benzene	ND	1.0	ug/L	0.13
trans-1,3-Dichloropropene	ND	1.0	ug/L	0.19
Bromoform	ND	1.0	ug/L	0.64
4-Methyl-2-pentanone	ND	10	ug/L	0.32
2-Hexanone	ND	10	ug/L	0.41
Tetrachloroethene	ND	1.0	ug/L	0.29
1,1,2,2-Tetrachloroethane	ND	1.0	ug/L	0.18
Toluene	ND	1.0	ug/L	0.13
Chlorobenzene	ND	1.0	ug/L	0.15
Ethylbenzene	ND	1.0	ug/L	0.17

(Continued on next page)

Environmental Quality Mgt., Inc.

Client Sample ID: FWGLL3mw-DUP2-0602-GW

GC/MS Volatiles

Lot-Sample #...: A8A300102-014 **Work Order #...:** KF9Q51AA **Matrix.....:** WG

PARAMETER	RESULT	REPORTING LIMIT	UNITS	MDL
Styrene	ND	1.0	ug/L	0.11
Xylenes (total)	ND	2.0	ug/L	0.28

SURROGATE	PERCENT RECOVERY	RECOVERY LIMITS
Dibromofluoromethane	92	(50 - 150)
1,2-Dichloroethane-d4	89	(50 - 150)
Toluene-d8	90	(50 - 150)
4-Bromofluorobenzene	93	(50 - 150)

Environmental Quality Mgt., Inc.

Client Sample ID: FWGLL3mw-240C-0580-GW

GC/MS Volatiles

Lot-Sample #...: A8A300102-016 **Work Order #...:** KF9Q71AA **Matrix.....:** WG
Date Sampled...: 01/29/08 11:45 **Date Received..:** 01/30/08
Prep Date.....: 02/05/08 **Analysis Date..:** 02/05/08
Prep Batch #...: 8037085
Dilution Factor: 1 **Initial Wgt/Vol:** 5 mL **Final Wgt/Vol..:** 5 mL
Method.....: SW846 8260B

PARAMETER	RESULT	REPORTING LIMIT	UNITS	MDL
Bromochloromethane	ND	1.0	ug/L	0.29
1,2-Dibromoethane	ND	1.0	ug/L	0.24
o-Xylene	ND	1.0	ug/L	0.14
m-Xylene & p-Xylene	ND	2.0	ug/L	0.24
cis-1,2-Dichloroethene	ND	1.0	ug/L	0.17
trans-1,2-Dichloroethene	ND	1.0	ug/L	0.19
Chloromethane	ND	1.0	ug/L	0.30
Bromomethane	ND	1.0	ug/L	0.41
Vinyl chloride	ND	1.0	ug/L	0.22
Chloroethane	ND	1.0	ug/L	0.29
Methylene chloride	ND	2.0	ug/L	0.33
Acetone	ND	10	ug/L	1.1
Carbon disulfide	ND	1.0	ug/L	0.13
1,1-Dichloroethene	ND	1.0	ug/L	0.19
1,1-Dichloroethane	ND	1.0	ug/L	0.15
1,2-Dichloroethene (total)	ND	1.0	ug/L	0.34
Chloroform	ND	1.0	ug/L	0.16
1,2-Dichloroethane	ND	1.0	ug/L	0.22
2-Butanone	ND	10	ug/L	0.57
1,1,1-Trichloroethane	ND	1.0	ug/L	0.22
Carbon tetrachloride	ND	1.0	ug/L	0.13
Bromodichloromethane	ND	1.0	ug/L	0.15
1,2-Dichloropropane	ND	1.0	ug/L	0.18
cis-1,3-Dichloropropene	ND	1.0	ug/L	0.14
Trichloroethene	ND	1.0	ug/L	0.17
Dibromochloromethane	ND	1.0	ug/L	0.18
1,1,2-Trichloroethane	ND	1.0	ug/L	0.27
Benzene	ND	1.0	ug/L	0.13
trans-1,3-Dichloropropene	ND	1.0	ug/L	0.19
Bromoform	ND	1.0	ug/L	0.64
4-Methyl-2-pentanone	ND	10	ug/L	0.32
2-Hexanone	ND	10	ug/L	0.41
Tetrachloroethene	ND	1.0	ug/L	0.29
1,1,2,2-Tetrachloroethane	ND	1.0	ug/L	0.18
Toluene	ND	1.0	ug/L	0.13
Chlorobenzene	ND	1.0	ug/L	0.15
Ethylbenzene	ND	1.0	ug/L	0.17

(Continued on next page)

Environmental Quality Mgt., Inc.

Client Sample ID: FWGLL3mw-240C-0580-GW

GC/MS Volatiles

Lot-Sample #...: A8A300102-016 **Work Order #...:** KF9Q71AA **Matrix.....:** WG

PARAMETER	RESULT	REPORTING LIMIT	UNITS	MDL
Styrene	ND	1.0	ug/L	0.11
Xylenes (total)	ND	2.0	ug/L	0.28

SURROGATE	PERCENT RECOVERY	RECOVERY LIMITS
Dibromofluoromethane	94	(50 - 150)
1,2-Dichloroethane-d4	90	(50 - 150)
Toluene-d8	90	(50 - 150)
4-Bromofluorobenzene	91	(50 - 150)

Environmental Quality Mgt., Inc.

Client Sample ID: FWGLL3mw-237C-0579-GW

GC/MS Volatiles

Lot-Sample #...: A8A300102-018 **Work Order #...:** KF9Q91AA **Matrix.....:** WG
Date Sampled...: 01/29/08 13:00 **Date Received..:** 01/30/08
Prep Date.....: 02/05/08 **Analysis Date..:** 02/05/08
Prep Batch #...: 8037085
Dilution Factor: 1 **Initial Wgt/Vol:** 5 mL **Final Wgt/Vol..:** 5 mL
Method.....: SW846 8260B

PARAMETER	RESULT	REPORTING LIMIT	UNITS	MDL
Bromochloromethane	ND	1.0	ug/L	0.29
1,2-Dibromoethane	ND	1.0	ug/L	0.24
o-Xylene	ND	1.0	ug/L	0.14
m-Xylene & p-Xylene	ND	2.0	ug/L	0.24
cis-1,2-Dichloroethene	ND	1.0	ug/L	0.17
trans-1,2-Dichloroethene	ND	1.0	ug/L	0.19
Chloromethane	ND	1.0	ug/L	0.30
Bromomethane	ND	1.0	ug/L	0.41
Vinyl chloride	ND	1.0	ug/L	0.22
Chloroethane	ND	1.0	ug/L	0.29
Methylene chloride	ND	2.0	ug/L	0.33
Acetone	ND	10	ug/L	1.1
Carbon disulfide	ND	1.0	ug/L	0.13
1,1-Dichloroethene	ND	1.0	ug/L	0.19
1,1-Dichloroethane	ND	1.0	ug/L	0.15
1,2-Dichloroethene (total)	ND	1.0	ug/L	0.34
Chloroform	ND	1.0	ug/L	0.16
1,2-Dichloroethane	ND	1.0	ug/L	0.22
2-Butanone	ND	10	ug/L	0.57
1,1,1-Trichloroethane	ND	1.0	ug/L	0.22
Carbon tetrachloride	ND	1.0	ug/L	0.13
Bromodichloromethane	ND	1.0	ug/L	0.15
1,2-Dichloropropane	ND	1.0	ug/L	0.18
cis-1,3-Dichloropropene	ND	1.0	ug/L	0.14
Trichloroethene	ND	1.0	ug/L	0.17
Dibromochloromethane	ND	1.0	ug/L	0.18
1,1,2-Trichloroethane	ND	1.0	ug/L	0.27
Benzene	ND	1.0	ug/L	0.13
trans-1,3-Dichloropropene	ND	1.0	ug/L	0.19
Bromoform	ND	1.0	ug/L	0.64
4-Methyl-2-pentanone	ND	10	ug/L	0.32
2-Hexanone	ND	10	ug/L	0.41
Tetrachloroethene	ND	1.0	ug/L	0.29
1,1,2,2-Tetrachloroethane	ND	1.0	ug/L	0.18
Toluene	ND	1.0	ug/L	0.13
Chlorobenzene	ND	1.0	ug/L	0.15
Ethylbenzene	ND	1.0	ug/L	0.17

(Continued on next page)

Environmental Quality Mgt., Inc.

Client Sample ID: FWGLL3mw-237C-0579-GW

GC/MS Volatiles

Lot-Sample #...: A8A300102-018 **Work Order #...:** KF9Q91AA **Matrix.....:** WG

PARAMETER	RESULT	REPORTING LIMIT	UNITS	MDL
Styrene	ND	1.0	ug/L	0.11
Xylenes (total)	ND	2.0	ug/L	0.28

SURROGATE	PERCENT RECOVERY	RECOVERY LIMITS
Dibromofluoromethane	93	(50 - 150)
1,2-Dichloroethane-d4	91	(50 - 150)
Toluene-d8	90	(50 - 150)
4-Bromofluorobenzene	93	(50 - 150)

Environmental Quality Mgt., Inc.

Client Sample ID: FWGLL3mw-189C-0596-GW

GC/MS Volatiles

Lot-Sample #...: A8A300102-020 **Work Order #...:** KF9RC1AA **Matrix.....:** WG
Date Sampled...: 01/29/08 15:10 **Date Received..:** 01/30/08
Prep Date.....: 02/05/08 **Analysis Date..:** 02/05/08
Prep Batch #...: 8037085
Dilution Factor: 1 **Initial Wgt/Vol:** 5 mL **Final Wgt/Vol..:** 5 mL
Method.....: SW846 8260B

PARAMETER	RESULT	REPORTING LIMIT	UNITS	MDL
Bromochloromethane	ND	1.0	ug/L	0.29
1,2-Dibromoethane	ND	1.0	ug/L	0.24
o-Xylene	ND	1.0	ug/L	0.14
m-Xylene & p-Xylene	ND	2.0	ug/L	0.24
cis-1,2-Dichloroethene	ND	1.0	ug/L	0.17
trans-1,2-Dichloroethene	ND	1.0	ug/L	0.19
Chloromethane	ND	1.0	ug/L	0.30
Bromomethane	ND	1.0	ug/L	0.41
Vinyl chloride	ND	1.0	ug/L	0.22
Chloroethane	ND	1.0	ug/L	0.29
Methylene chloride	ND	2.0	ug/L	0.33
Acetone	ND	10	ug/L	1.1
Carbon disulfide	ND	1.0	ug/L	0.13
1,1-Dichloroethene	ND	1.0	ug/L	0.19
1,1-Dichloroethane	ND	1.0	ug/L	0.15
1,2-Dichloroethene (total)	ND	1.0	ug/L	0.34
Chloroform	ND	1.0	ug/L	0.16
1,2-Dichloroethane	ND	1.0	ug/L	0.22
2-Butanone	ND	10	ug/L	0.57
1,1,1-Trichloroethane	ND	1.0	ug/L	0.22
Carbon tetrachloride	ND	1.0	ug/L	0.13
Bromodichloromethane	ND	1.0	ug/L	0.15
1,2-Dichloropropane	ND	1.0	ug/L	0.18
cis-1,3-Dichloropropene	ND	1.0	ug/L	0.14
Trichloroethene	ND	1.0	ug/L	0.17
Dibromochloromethane	ND	1.0	ug/L	0.18
1,1,2-Trichloroethane	ND	1.0	ug/L	0.27
Benzene	ND	1.0	ug/L	0.13
trans-1,3-Dichloropropene	ND	1.0	ug/L	0.19
Bromoform	ND	1.0	ug/L	0.64
4-Methyl-2-pentanone	ND	10	ug/L	0.32
2-Hexanone	ND	10	ug/L	0.41
Tetrachloroethene	ND	1.0	ug/L	0.29
1,1,2,2-Tetrachloroethane	ND	1.0	ug/L	0.18
Toluene	ND	1.0	ug/L	0.13
Chlorobenzene	ND	1.0	ug/L	0.15
Ethylbenzene	ND	1.0	ug/L	0.17

(Continued on next page)

Environmental Quality Mgt., Inc.

Client Sample ID: FWGLL3mw-189C-0596-GW

GC/MS Volatiles

Lot-Sample #...: A8A300102-020 **Work Order #...:** KF9RC1AA **Matrix.....:** WG

PARAMETER	RESULT	REPORTING LIMIT	UNITS	MDL
Styrene	ND	1.0	ug/L	0.11
Xylenes (total)	ND	2.0	ug/L	0.28

SURROGATE	PERCENT RECOVERY	RECOVERY LIMITS
Dibromofluoromethane	95	(50 - 150)
1,2-Dichloroethane-d4	88	(50 - 150)
Toluene-d8	89	(50 - 150)
4-Bromofluorobenzene	92	(50 - 150)

Environmental Quality Mgt., Inc.

Client Sample ID: FWGLL4mw-193C-0583-GW

GC/MS Volatiles

Lot-Sample #...: A8A300102-022 **Work Order #...:** KF9RE1AA **Matrix.....:** WG
Date Sampled...: 01/29/08 10:10 **Date Received..:** 01/30/08
Prep Date.....: 02/05/08 **Analysis Date..:** 02/05/08
Prep Batch #...: 8037085
Dilution Factor: 1 **Initial Wgt/Vol:** 5 mL **Final Wgt/Vol..:** 5 mL
Method.....: SW846 8260B

PARAMETER	RESULT	REPORTING LIMIT	UNITS	MDL
Bromochloromethane	ND	1.0	ug/L	0.29
1,2-Dibromoethane	ND	1.0	ug/L	0.24
o-Xylene	ND	1.0	ug/L	0.14
m-Xylene & p-Xylene	ND	2.0	ug/L	0.24
cis-1,2-Dichloroethene	ND	1.0	ug/L	0.17
trans-1,2-Dichloroethene	ND	1.0	ug/L	0.19
Chloromethane	ND	1.0	ug/L	0.30
Bromomethane	ND	1.0	ug/L	0.41
Vinyl chloride	ND	1.0	ug/L	0.22
Chloroethane	ND	1.0	ug/L	0.29
Methylene chloride	ND	2.0	ug/L	0.33
Acetone	ND	10	ug/L	1.1
Carbon disulfide	ND	1.0	ug/L	0.13
1,1-Dichloroethene	ND	1.0	ug/L	0.19
1,1-Dichloroethane	ND	1.0	ug/L	0.15
1,2-Dichloroethene (total)	ND	1.0	ug/L	0.34
Chloroform	ND	1.0	ug/L	0.16
1,2-Dichloroethane	ND	1.0	ug/L	0.22
2-Butanone	ND	10	ug/L	0.57
1,1,1-Trichloroethane	ND	1.0	ug/L	0.22
Carbon tetrachloride	ND	1.0	ug/L	0.13
Bromodichloromethane	ND	1.0	ug/L	0.15
1,2-Dichloropropane	ND	1.0	ug/L	0.18
cis-1,3-Dichloropropene	ND	1.0	ug/L	0.14
Trichloroethene	ND	1.0	ug/L	0.17
Dibromochloromethane	ND	1.0	ug/L	0.18
1,1,2-Trichloroethane	ND	1.0	ug/L	0.27
Benzene	ND	1.0	ug/L	0.13
trans-1,3-Dichloropropene	ND	1.0	ug/L	0.19
Bromoform	ND	1.0	ug/L	0.64
4-Methyl-2-pentanone	ND	10	ug/L	0.32
2-Hexanone	ND	10	ug/L	0.41
Tetrachloroethene	ND	1.0	ug/L	0.29
1,1,2,2-Tetrachloroethane	ND	1.0	ug/L	0.18
Toluene	ND	1.0	ug/L	0.13
Chlorobenzene	ND	1.0	ug/L	0.15
Ethylbenzene	ND	1.0	ug/L	0.17

(Continued on next page)

Environmental Quality Mgt., Inc.

Client Sample ID: FWGLL4mw-193C-0583-GW

GC/MS Volatiles

Lot-Sample #...: A8A300102-022 **Work Order #...:** KF9RE1AA **Matrix.....:** WG

PARAMETER	RESULT	REPORTING LIMIT	UNITS	MDL
Styrene	ND	1.0	ug/L	0.11
Xylenes (total)	ND	2.0	ug/L	0.28

SURROGATE	PERCENT RECOVERY	RECOVERY LIMITS
Dibromofluoromethane	93	(50 - 150)
1,2-Dichloroethane-d4	88	(50 - 150)
Toluene-d8	89	(50 - 150)
4-Bromofluorobenzene	92	(50 - 150)

Environmental Quality Mgt., Inc.

Client Sample ID: FWGLL4mw-195C-0585-GW

GC/MS Volatiles

Lot-Sample #...: A8A300102-024 **Work Order #...:** KF9RG1AA **Matrix.....:** WG
Date Sampled...: 01/29/08 12:45 **Date Received..:** 01/30/08
Prep Date.....: 02/05/08 **Analysis Date..:** 02/05/08
Prep Batch #...: 8037085
Dilution Factor: 1 **Initial Wgt/Vol:** 5 mL **Final Wgt/Vol..:** 5 mL
Method.....: SW846 8260B

PARAMETER	RESULT	REPORTING LIMIT	UNITS	MDL
Bromochloromethane	ND	1.0	ug/L	0.29
1,2-Dibromoethane	ND	1.0	ug/L	0.24
o-Xylene	ND	1.0	ug/L	0.14
m-Xylene & p-Xylene	ND	2.0	ug/L	0.24
cis-1,2-Dichloroethene	ND	1.0	ug/L	0.17
trans-1,2-Dichloroethene	ND	1.0	ug/L	0.19
Chloromethane	ND	1.0	ug/L	0.30
Bromomethane	ND	1.0	ug/L	0.41
Vinyl chloride	ND	1.0	ug/L	0.22
Chloroethane	ND	1.0	ug/L	0.29
Methylene chloride	ND	2.0	ug/L	0.33
Acetone	ND	10	ug/L	1.1
Carbon disulfide	ND	1.0	ug/L	0.13
1,1-Dichloroethene	ND	1.0	ug/L	0.19
1,1-Dichloroethane	ND	1.0	ug/L	0.15
1,2-Dichloroethene (total)	ND	1.0	ug/L	0.34
Chloroform	ND	1.0	ug/L	0.16
1,2-Dichloroethane	ND	1.0	ug/L	0.22
2-Butanone	ND	10	ug/L	0.57
1,1,1-Trichloroethane	ND	1.0	ug/L	0.22
Carbon tetrachloride	ND	1.0	ug/L	0.13
Bromodichloromethane	ND	1.0	ug/L	0.15
1,2-Dichloropropane	ND	1.0	ug/L	0.18
cis-1,3-Dichloropropene	ND	1.0	ug/L	0.14
Trichloroethene	ND	1.0	ug/L	0.17
Dibromochloromethane	ND	1.0	ug/L	0.18
1,1,2-Trichloroethane	ND	1.0	ug/L	0.27
Benzene	ND	1.0	ug/L	0.13
trans-1,3-Dichloropropene	ND	1.0	ug/L	0.19
Bromoform	ND	1.0	ug/L	0.64
4-Methyl-2-pentanone	ND	10	ug/L	0.32
2-Hexanone	ND	10	ug/L	0.41
Tetrachloroethene	ND	1.0	ug/L	0.29
1,1,2,2-Tetrachloroethane	ND	1.0	ug/L	0.18
Toluene	ND	1.0	ug/L	0.13
Chlorobenzene	ND	1.0	ug/L	0.15
Ethylbenzene	ND	1.0	ug/L	0.17

(Continued on next page)

Environmental Quality Mgt., Inc.

Client Sample ID: FWGLL4mw-195C-0585-GW

GC/MS Volatiles

Lot-Sample #...: A8A300102-024 Work Order #...: KF9RG1AA Matrix.....: WG

PARAMETER	RESULT	REPORTING LIMIT	UNITS	MDL
Styrene	ND	1.0	ug/L	0.11
Xylenes (total)	ND	2.0	ug/L	0.28

SURROGATE	PERCENT RECOVERY	RECOVERY LIMITS
Dibromofluoromethane	94	(50 - 150)
1,2-Dichloroethane-d4	90	(50 - 150)
Toluene-d8	89	(50 - 150)
4-Bromofluorobenzene	93	(50 - 150)

Environmental Quality Mgt., Inc.

Client Sample ID: FWGLL4mw-194C-0584-GW

GC/MS Volatiles

Lot-Sample #...: A8A300102-026 **Work Order #...:** KF9RK1AA **Matrix.....:** WG
Date Sampled...: 01/29/08 15:30 **Date Received..:** 01/30/08
Prep Date.....: 02/05/08 **Analysis Date..:** 02/05/08
Prep Batch #...: 8037085
Dilution Factor: 1 **Initial Wgt/Vol:** 5 mL **Final Wgt/Vol..:** 5 mL
Method.....: SW846 8260B

PARAMETER	RESULT	REPORTING LIMIT	UNITS	MDL
Bromochloromethane	ND	1.0	ug/L	0.29
1,2-Dibromoethane	ND	1.0	ug/L	0.24
o-Xylene	ND	1.0	ug/L	0.14
m-Xylene & p-Xylene	ND	2.0	ug/L	0.24
cis-1,2-Dichloroethene	ND	1.0	ug/L	0.17
trans-1,2-Dichloroethene	ND	1.0	ug/L	0.19
Chloromethane	ND	1.0	ug/L	0.30
Bromomethane	ND	1.0	ug/L	0.41
Vinyl chloride	ND	1.0	ug/L	0.22
Chloroethane	ND	1.0	ug/L	0.29
Methylene chloride	ND	2.0	ug/L	0.33
Acetone	ND	10	ug/L	1.1
Carbon disulfide	ND	1.0	ug/L	0.13
1,1-Dichloroethene	ND	1.0	ug/L	0.19
1,1-Dichloroethane	ND	1.0	ug/L	0.15
1,2-Dichloroethene (total)	ND	1.0	ug/L	0.34
Chloroform	ND	1.0	ug/L	0.16
1,2-Dichloroethane	ND	1.0	ug/L	0.22
2-Butanone	ND	10	ug/L	0.57
1,1,1-Trichloroethane	ND	1.0	ug/L	0.22
Carbon tetrachloride	ND	1.0	ug/L	0.13
Bromodichloromethane	ND	1.0	ug/L	0.15
1,2-Dichloropropane	ND	1.0	ug/L	0.18
cis-1,3-Dichloropropene	ND	1.0	ug/L	0.14
Trichloroethene	ND	1.0	ug/L	0.17
Dibromochloromethane	ND	1.0	ug/L	0.18
1,1,2-Trichloroethane	ND	1.0	ug/L	0.27
Benzene	ND	1.0	ug/L	0.13
trans-1,3-Dichloropropene	ND	1.0	ug/L	0.19
Bromoform	ND	1.0	ug/L	0.64
4-Methyl-2-pentanone	ND	10	ug/L	0.32
2-Hexanone	ND	10	ug/L	0.41
Tetrachloroethene	ND	1.0	ug/L	0.29
1,1,2,2-Tetrachloroethane	ND	1.0	ug/L	0.18
Toluene	ND	1.0	ug/L	0.13
Chlorobenzene	ND	1.0	ug/L	0.15
Ethylbenzene	ND	1.0	ug/L	0.17

(Continued on next page)

Environmental Quality Mgt., Inc.

Client Sample ID: FWGLL4mw-194C-0584-GW

GC/MS Volatiles

Lot-Sample #...: A8A300102-026 Work Order #...: KF9RK1AA Matrix.....: WG

PARAMETER	RESULT	REPORTING LIMIT	UNITS	MDL
Styrene	ND	1.0	ug/L	0.11
Xylenes (total)	ND	2.0	ug/L	0.28

SURROGATE	PERCENT RECOVERY	RECOVERY LIMITS
Dibromofluoromethane	94	(50 - 150)
1,2-Dichloroethane-d4	90	(50 - 150)
Toluene-d8	89	(50 - 150)
4-Bromofluorobenzene	94	(50 - 150)

Environmental Quality Mgt., Inc.

Client Sample ID: FWGTEAM3-TRIP

GC/MS Volatiles

Lot-Sample #...: A8A300102-028 **Work Order #...:** KF9RM1AA **Matrix.....:** WQ
Date Sampled...: 01/29/08 08:00 **Date Received..:** 01/30/08
Prep Date.....: 02/05/08 **Analysis Date..:** 02/05/08
Prep Batch #...: 8037085
Dilution Factor: 1 **Initial Wgt/Vol:** 5 mL **Final Wgt/Vol..:** 5 mL
Method.....: SW846 8260B

PARAMETER	RESULT	REPORTING LIMIT	UNITS	MDL
Bromochloromethane	ND	1.0	ug/L	0.29
1,2-Dibromoethane	ND	1.0	ug/L	0.24
o-Xylene	ND	1.0	ug/L	0.14
m-Xylene & p-Xylene	ND	2.0	ug/L	0.24
cis-1,2-Dichloroethene	ND	1.0	ug/L	0.17
trans-1,2-Dichloroethene	ND	1.0	ug/L	0.19
Chloromethane	ND	1.0	ug/L	0.30
Bromomethane	ND	1.0	ug/L	0.41
Vinyl chloride	ND	1.0	ug/L	0.22
Chloroethane	ND	1.0	ug/L	0.29
Methylene chloride	ND	2.0	ug/L	0.33
Acetone	**6.3 J**	**10**	**ug/L**	**1.1**
Carbon disulfide	ND	1.0	ug/L	0.13
1,1-Dichloroethene	ND	1.0	ug/L	0.19
1,1-Dichloroethane	ND	1.0	ug/L	0.15
1,2-Dichloroethene (total)	ND	1.0	ug/L	0.34
Chloroform	ND	1.0	ug/L	0.16
1,2-Dichloroethane	ND	1.0	ug/L	0.22
2-Butanone	ND	10	ug/L	0.57
1,1,1-Trichloroethane	ND	1.0	ug/L	0.22
Carbon tetrachloride	ND	1.0	ug/L	0.13
Bromodichloromethane	ND	1.0	ug/L	0.15
1,2-Dichloropropane	ND	1.0	ug/L	0.18
cis-1,3-Dichloropropene	ND	1.0	ug/L	0.14
Trichloroethene	ND	1.0	ug/L	0.17
Dibromochloromethane	ND	1.0	ug/L	0.18
1,1,2-Trichloroethane	ND	1.0	ug/L	0.27
Benzene	ND	1.0	ug/L	0.13
trans-1,3-Dichloropropene	ND	1.0	ug/L	0.19
Bromoform	ND	1.0	ug/L	0.64
4-Methyl-2-pentanone	ND	10	ug/L	0.32
2-Hexanone	ND	10	ug/L	0.41
Tetrachloroethene	ND	1.0	ug/L	0.29
1,1,2,2-Tetrachloroethane	ND	1.0	ug/L	0.18
Toluene	ND	1.0	ug/L	0.13
Chlorobenzene	ND	1.0	ug/L	0.15
Ethylbenzene	ND	1.0	ug/L	0.17

(Continued on next page)

Environmental Quality Mgt., Inc.

Client Sample ID: FWGTEAM3-TRIP

GC/MS Volatiles

Lot-Sample #...: A8A300102-028 **Work Order #...:** KF9RM1AA **Matrix.....:** WQ

PARAMETER	RESULT	REPORTING LIMIT	UNITS	MDL
Styrene	ND	1.0	ug/L	0.11
Xylenes (total)	ND	2.0	ug/L	0.28

SURROGATE	PERCENT RECOVERY	RECOVERY LIMITS
Dibromofluoromethane	94	(50 - 150)
1,2-Dichloroethane-d4	90	(50 - 150)
Toluene-d8	90	(50 - 150)
4-Bromofluorobenzene	93	(50 - 150)

NOTE(S):

J Estimated result. Result is less than RL.

METHOD BLANK REPORT

GC/MS Volatiles

Client Lot #...: A8A300102 **Work Order #...:** KGLHG1AA **Matrix.....:** WATER
MB Lot-Sample #: A8B060000-085

Prep Date.....: 02/05/08 **Final Wgt/Vol..:** 5 mL
Analysis Date..: 02/05/08 **Prep Batch #...:** 8037085
Dilution Factor: 1 **Initial Wgt/Vol:** 5 mL

PARAMETER	RESULT	REPORTING LIMIT	UNITS	METHOD
Bromochloromethane	ND	1.0	ug/L	SW846 8260B
1,2-Dibromoethane	ND	1.0	ug/L	SW846 8260B
cis-1,2-Dichloroethene	ND	1.0	ug/L	SW846 8260B
trans-1,2-Dichloroethene	ND	1.0	ug/L	SW846 8260B
o-Xylene	ND	1.0	ug/L	SW846 8260B
m-Xylene & p-Xylene	ND	2.0	ug/L	SW846 8260B
Chloromethane	ND	1.0	ug/L	SW846 8260B
Bromomethane	ND	1.0	ug/L	SW846 8260B
Vinyl chloride	ND	1.0	ug/L	SW846 8260B
Chloroethane	ND	1.0	ug/L	SW846 8260B
Methylene chloride	ND	2.0	ug/L	SW846 8260B
Acetone	ND	10	ug/L	SW846 8260B
Carbon disulfide	ND	1.0	ug/L	SW846 8260B
1,1-Dichloroethene	ND	1.0	ug/L	SW846 8260B
1,1-Dichloroethane	ND	1.0	ug/L	SW846 8260B
1,2-Dichloroethene (total)	ND	1.0	ug/L	SW846 8260B
Chloroform	ND	1.0	ug/L	SW846 8260B
1,2-Dichloroethane	ND	1.0	ug/L	SW846 8260B
2-Butanone	ND	10	ug/L	SW846 8260B
1,1,1-Trichloroethane	ND	1.0	ug/L	SW846 8260B
Carbon tetrachloride	ND	1.0	ug/L	SW846 8260B
Bromodichloromethane	ND	1.0	ug/L	SW846 8260B
1,2-Dichloropropane	ND	1.0	ug/L	SW846 8260B
cis-1,3-Dichloropropene	ND	1.0	ug/L	SW846 8260B
Trichloroethene	ND	1.0	ug/L	SW846 8260B
Dibromochloromethane	ND	1.0	ug/L	SW846 8260B
1,1,2-Trichloroethane	ND	1.0	ug/L	SW846 8260B
Benzene	ND	1.0	ug/L	SW846 8260B
trans-1,3-Dichloropropene	ND	1.0	ug/L	SW846 8260B
Bromoform	ND	1.0	ug/L	SW846 8260B
4-Methyl-2-pentanone	ND	10	ug/L	SW846 8260B
2-Hexanone	ND	10	ug/L	SW846 8260B
Tetrachloroethene	ND	1.0	ug/L	SW846 8260B
1,1,2,2-Tetrachloroethane	ND	1.0	ug/L	SW846 8260B
Toluene	ND	1.0	ug/L	SW846 8260B
Chlorobenzene	ND	1.0	ug/L	SW846 8260B
Ethylbenzene	ND	1.0	ug/L	SW846 8260B
Styrene	ND	1.0	ug/L	SW846 8260B
Xylenes (total)	ND	2.0	ug/L	SW846 8260B

(Continued on next page)

METHOD BLANK REPORT

GC/MS Volatiles

Client Lot #...: A8A300102 **Work Order #...:** KGLHG1AA **Matrix.....:** WATER

PARAMETER	RESULT	REPORTING LIMIT	UNITS	METHOD

SURROGATE	PERCENT RECOVERY	RECOVERY LIMITS
Dibromofluoromethane	94	(50 - 150)
1,2-Dichloroethane-d4	88	(50 - 150)
Toluene-d8	92	(50 - 150)
4-Bromofluorobenzene	93	(50 - 150)

NOTE(S):

Calculations are performed before rounding to avoid round-off errors in calculated results.

LABORATORY CONTROL SAMPLE DATA REPORT

GC/MS Volatiles

Client Lot #...: A8A300102 Work Order #...: KGLHG1AC-LCS Matrix.....: WATER
LCS Lot-Sample#: A8B060000-085 KGLHG1AD-LCSD
Prep Date.....: 02/05/08 Analysis Date..: 02/05/08
Prep Batch #...: 8037085
Dilution Factor: 1 Final Wgt/Vol..: 5 mL
Initial Wgt/Vol: 5 mL

PARAMETER	SPIKE AMOUNT	MEASURED AMOUNT	UNITS	PERCENT RECOVERY	RPD	METHOD
cis-1,2-Dichloroethene	10	9.2	ug/L	92		SW846 8260B
	10	9.2	ug/L	92	0.56	SW846 8260B
trans-1,2-Dichloroethene	10	8.7	ug/L	87		SW846 8260B
	10	9.1	ug/L	91	4.1	SW846 8260B
1,2-Dibromoethane	10	8.7	ug/L	87		SW846 8260B
	10	8.9	ug/L	89	2.2	SW846 8260B
Bromochloromethane	10	9.2	ug/L	92		SW846 8260B
	10	9.5	ug/L	95	2.9	SW846 8260B
m-Xylene & p-Xylene	20	18	ug/L	89		SW846 8260B
	20	18	ug/L	92	3.2	SW846 8260B
o-Xylene	10	9.1	ug/L	91		SW846 8260B
	10	9.1	ug/L	91	0.51	SW846 8260B
Chloromethane	10	10	ug/L	103		SW846 8260B
	10	10	ug/L	103	0.15	SW846 8260B
Bromomethane	10	10	ug/L	102		SW846 8260B
	10	10	ug/L	103	0.35	SW846 8260B
Vinyl chloride	10	8.3	ug/L	83		SW846 8260B
	10	9.9	ug/L	99	17	SW846 8260B
Chloroethane	10	11	ug/L	109		SW846 8260B
	10	11	ug/L	106	3.6	SW846 8260B
Methylene chloride	10	9.4	ug/L	94		SW846 8260B
	10	9.3	ug/L	93	1.4	SW846 8260B
Acetone	10	9.9	ug/L	99		SW846 8260B
	10	12	ug/L	119	19	SW846 8260B
Carbon disulfide	10	9.6	ug/L	96		SW846 8260B
	10	9.6	ug/L	96	0.34	SW846 8260B
1,1-Dichloroethene	10	9.1	ug/L	91		SW846 8260B
	10	10	ug/L	102	11	SW846 8260B
1,1-Dichloroethane	10	9.9	ug/L	99		SW846 8260B
	10	9.8	ug/L	98	0.70	SW846 8260B
1,2-Dichloroethene (total)	20	18	ug/L	89		SW846 8260B
	20	18	ug/L	91	2.3	SW846 8260B
Chloroform	10	9.3	ug/L	93		SW846 8260B
	10	9.5	ug/L	95	1.9	SW846 8260B
1,2-Dichloroethane	10	9.7	ug/L	97		SW846 8260B
	10	9.7	ug/L	97	0.070	SW846 8260B

(Continued on next page)

LABORATORY CONTROL SAMPLE DATA REPORT

GC/MS Volatiles

Client Lot #...: A8A300102 Work Order #...: KGLHG1AC-LCS Matrix.....: WATER
LCS Lot-Sample#: A8B060000-085 KGLHG1AD-LCSD

PARAMETER	SPIKE AMOUNT	MEASURED AMOUNT	UNITS	PERCENT RECOVERY	RPD	METHOD
2-Butanone	10	9.2	ug/L	92		SW846 8260B
	10	9.5	ug/L	95	2.6	SW846 8260B
1,1,1-Trichloroethane	10	8.8	ug/L	88		SW846 8260B
	10	9.3	ug/L	93	5.2	SW846 8260B
Carbon tetrachloride	10	8.7	ug/L	87		SW846 8260B
	10	9.4	ug/L	94	7.6	SW846 8260B
Bromodichloromethane	10	9.2	ug/L	92		SW846 8260B
	10	9.3	ug/L	93	0.97	SW846 8260B
1,2-Dichloropropane	10	9.4	ug/L	94		SW846 8260B
	10	9.5	ug/L	95	1.5	SW846 8260B
cis-1,3-Dichloropropene	10	9.0	ug/L	90		SW846 8260B
	10	8.8	ug/L	88	1.2	SW846 8260B
Trichloroethene	10	9.1	ug/L	91		SW846 8260B
	10	9.2	ug/L	92	1.5	SW846 8260B
Dibromochloromethane	10	8.5	ug/L	85		SW846 8260B
	10	8.6	ug/L	86	1.4	SW846 8260B
1,1,2-Trichloroethane	10	8.7	ug/L	87		SW846 8260B
	10	9.0	ug/L	90	3.8	SW846 8260B
Benzene	10	8.9	ug/L	89		SW846 8260B
	10	8.9	ug/L	89	0.88	SW846 8260B
trans-1,3-Dichloropropene	10	8.3	ug/L	83		SW846 8260B
	10	8.3	ug/L	83	0.21	SW846 8260B
Bromoform	10	7.6	ug/L	76		SW846 8260B
	10	7.6	ug/L	76	1.0	SW846 8260B
4-Methyl-2-pentanone	10	9.0	ug/L	90		SW846 8260B
	10	9.1	ug/L	91	0.79	SW846 8260B
2-Hexanone	10	8.6	ug/L	86		SW846 8260B
	10	8.8	ug/L	88	2.0	SW846 8260B
Tetrachloroethene	10	8.7	ug/L	87		SW846 8260B
	10	9.1	ug/L	91	4.0	SW846 8260B
1,1,2,2-Tetrachloroethane	10	8.7	ug/L	87		SW846 8260B
	10	8.7	ug/L	87	0.020	SW846 8260B
Toluene	10	8.8	ug/L	88		SW846 8260B
	10	8.9	ug/L	89	1.4	SW846 8260B
Chlorobenzene	10	9.2	ug/L	92		SW846 8260B
	10	9.3	ug/L	93	1.4	SW846 8260B
Ethylbenzene	10	8.9	ug/L	89		SW846 8260B
	10	9.1	ug/L	91	1.9	SW846 8260B
Styrene	10	9.0	ug/L	90		SW846 8260B
	10	9.0	ug/L	90	0.74	SW846 8260B
Xylenes (total)	30	27	ug/L	90		SW846 8260B
	30	28	ug/L	92	2.3	SW846 8260B

(Continued on next page)

LABORATORY CONTROL SAMPLE DATA REPORT

GC/MS Volatiles

Client Lot #...: A8A300102 **Work Order #...:** KGLHG1AC-LCS **Matrix.....:** WATER
LCS Lot-Sample#: A8B060000-085 KGLHG1AD-LCSD

SURROGATE	PERCENT RECOVERY	RECOVERY LIMITS
Dibromofluoromethane	94	(50 - 150)
	91	(50 - 150)
1,2-Dichloroethane-d4	92	(50 - 150)
	92	(50 - 150)
Toluene-d8	90	(50 - 150)
	91	(50 - 150)
4-Bromofluorobenzene	97	(50 - 150)
	97	(50 - 150)

NOTE(S):

Calculations are performed before rounding to avoid round-off errors in calculated results.

Bold print denotes control parameters

MATRIX SPIKE SAMPLE DATA REPORT

GC/MS Volatiles

Client Lot #...: A8A300102 **Work Order #...:** KF9QK1AC-MS **Matrix.....:** WG
MS Lot-Sample #: A8A300102-001 KF9QK1AD-MSD
Date Sampled...: 01/29/08 09:20 **Date Received..:** 01/30/08
Prep Date.....: 02/05/08 **Analysis Date..:** 02/05/08
Prep Batch #...: 8037085
Dilution Factor: 1 **Initial Wgt/Vol:** 5 mL **Final Wgt/Vol..:** 5 mL

PARAMETER	SAMPLE AMOUNT	SPIKE AMT	MEASRD AMOUNT	UNITS	PERCNT RECVRY	RPD	METHOD
cis-1,2-Dichloroethene	ND	10	8.7	ug/L	87		SW846 8260B
	ND	10	8.9	ug/L	89	1.6	SW846 8260B
trans-1,2-Dichloroethene	ND	10	9.1	ug/L	91		SW846 8260B
	ND	10	8.8	ug/L	88	4.2	SW846 8260B
1,2-Dibromoethane	ND	10	8.6	ug/L	86		SW846 8260B
	ND	10	8.6	ug/L	86	0.93	SW846 8260B
Bromochloromethane	ND	10	9.2	ug/L	92		SW846 8260B
	ND	10	8.9	ug/L	89	2.4	SW846 8260B
Chloromethane	ND	10	10	ug/L	98		SW846 8260B
	ND	10	10	ug/L	100	1.4	SW846 8260B
Bromomethane	ND	10	10	ug/L	100		SW846 8260B
	ND	10	10	ug/L	102	2.2	SW846 8260B
Vinyl chloride	ND	10	9.9	ug/L	99		SW846 8260B
	ND	10	9.7	ug/L	97	1.6	SW846 8260B
Chloroethane	ND	10	10	ug/L	104		SW846 8260B
	ND	10	11	ug/L	106	1.1	SW846 8260B
Methylene chloride	ND	10	8.8	ug/L	88		SW846 8260B
	ND	10	8.8	ug/L	88	0.45	SW846 8260B
Acetone	ND	10	9.8	ug/L	98		SW846 8260B
	ND	10	9.3	ug/L	93	4.9	SW846 8260B
Carbon disulfide	ND	10	9.4	ug/L	94		SW846 8260B
	ND	10	9.6	ug/L	96	2.4	SW846 8260B
1,1-Dichloroethene	ND	10	10	ug/L	102		SW846 8260B
	ND	10	10	ug/L	100	1.9	SW846 8260B
1,1-Dichloroethane	ND	10	9.6	ug/L	96		SW846 8260B
	ND	10	9.5	ug/L	95	0.85	SW846 8260B
1,2-Dichloroethene (total)	ND	20	18	ug/L	89		SW846 8260B
	ND	20	18	ug/L	88	1.3	SW846 8260B
Chloroform	ND	10	9.1	ug/L	91		SW846 8260B
	ND	10	9.0	ug/L	90	2.0	SW846 8260B
1,2-Dichloroethane	ND	10	9.6	ug/L	96		SW846 8260B
	ND	10	9.2	ug/L	92	3.4	SW846 8260B
2-Butanone	ND	10	9.2	ug/L	92		SW846 8260B
	ND	10	8.9	ug/L	89	4.1	SW846 8260B
1,1,1-Trichloroethane	ND	10	9.1	ug/L	91		SW846 8260B
	ND	10	9.2	ug/L	92	0.84	SW846 8260B
Carbon tetrachloride	ND	10	9.4	ug/L	94		SW846 8260B
	ND	10	9.3	ug/L	93	1.2	SW846 8260B

(Continued on next page)

MATRIX SPIKE SAMPLE DATA REPORT

GC/MS Volatiles

Client Lot #...: A8A300102 **Work Order #...:** KF9QK1AC-MS **Matrix.....:** WG
MS Lot-Sample #: A8A300102-001 KF9QK1AD-MSD

PARAMETER	SAMPLE AMOUNT	SPIKE AMT	MEASRD AMOUNT	UNITS	PERCNT RECVRY	RPD	METHOD
Bromodichloromethane	ND	10	8.8	ug/L	88		SW846 8260B
	ND	10	8.7	ug/L	87	1.1	SW846 8260B
1,2-Dichloropropane	ND	10	9.3	ug/L	93		SW846 8260B
	ND	10	9.0	ug/L	90	3.2	SW846 8260B
cis-1,3-Dichloropropene	ND	10	8.5	ug/L	85		SW846 8260B
	ND	10	8.4	ug/L	84	1.4	SW846 8260B
Trichloroethene	ND	10	9.1	ug/L	91		SW846 8260B
	ND	10	9.1	ug/L	91	0.34	SW846 8260B
Dibromochloromethane	ND	10	8.3	ug/L	83		SW846 8260B
	ND	10	8.3	ug/L	83	0.09	SW846 8260B
1,1,2-Trichloroethane	ND	10	8.7	ug/L	87		SW846 8260B
	ND	10	8.7	ug/L	87	0.26	SW846 8260B
Benzene	ND	10	8.8	ug/L	88		SW846 8260B
	ND	10	8.6	ug/L	86	1.5	SW846 8260B
trans-1,3-Dichloropropene	ND	10	8.1	ug/L	81		SW846 8260B
	ND	10	8.0	ug/L	80	1.7	SW846 8260B
Bromoform	ND	10	7.3	ug/L	73		SW846 8260B
	ND	10	7.3	ug/L	73	0.01	SW846 8260B
4-Methyl-2-pentanone	ND	10	8.8	ug/L	88		SW846 8260B
	ND	10	8.7	ug/L	87	0.98	SW846 8260B
2-Hexanone	ND	10	8.5	ug/L	85		SW846 8260B
	ND	10	8.4	ug/L	84	1.4	SW846 8260B
Tetrachloroethene	ND	10	9.3	ug/L	93		SW846 8260B
	ND	10	8.9	ug/L	89	4.2	SW846 8260B
1,1,2,2-Tetrachloroethane	ND	10	8.2	ug/L	82		SW846 8260B
	ND	10	8.5	ug/L	85	3.8	SW846 8260B
Toluene	ND	10	8.8	ug/L	88		SW846 8260B
	ND	10	8.7	ug/L	87	1.1	SW846 8260B
Chlorobenzene	ND	10	9.2	ug/L	92		SW846 8260B
	ND	10	9.0	ug/L	90	2.2	SW846 8260B
Ethylbenzene	ND	10	9.1	ug/L	91		SW846 8260B
	ND	10	8.9	ug/L	89	1.9	SW846 8260B
Styrene	ND	10	8.8	ug/L	88		SW846 8260B
	ND	10	8.6	ug/L	86	3.0	SW846 8260B
Xylenes (total)	ND	30	27	ug/L	92		SW846 8260B
	ND	30	27	ug/L	89	2.6	SW846 8260B

SURROGATE	PERCENT RECOVERY	RECOVERY LIMITS
Dibromofluoromethane	92	(50 - 150)
	92	(50 - 150)

(Continued on next page)

MATRIX SPIKE SAMPLE DATA REPORT

GC/MS Volatiles

Client Lot #...: A8A300102 **Work Order #...:** KF9QK1AC-MS **Matrix.....:** WG
MS Lot-Sample #: A8A300102-001 KF9QK1AD-MSD

SURROGATE	PERCENT RECOVERY	RECOVERY LIMITS
1,2-Dichloroethane-d4	91	(50 - 150)
	90	(50 - 150)
Toluene-d8	90	(50 - 150)
	89	(50 - 150)
4-Bromofluorobenzene	98	(50 - 150)
	96	(50 - 150)

NOTE(S):

Calculations are performed before rounding to avoid round-off errors in calculated results.

Bold print denotes control parameters

SDG: A8A300102
Date/Time check: 2/5/08 @0849

VOC Analyte	%D
Chloromethane	1.74684
Vinyl Chloride	4.43711
Bromomethane	-3.34706
Chloroethane	-4.5763
1,1-Dichloroethene	-8.77564
Acetone	**-165**
Methylene Chloride	7.73336
Carbon Disulide	-2.53089
trans-1,2-Dichloroethene	5.17393
1,1-Dichloroethane	1.9692
cis-1,2-Dichloroethene	9.14778
1,2-Dichloroethene total	7.18993
2-Butanone	-34.36641
Bromochloromethane	6.28783
Chloroform	3.507
1,1,1-Trichloroethane	15.48266
Carbon Tetrachloride	1.91097
Benzene	3.97509
1,2-Dichloroethane	2.6795
Trichloroethene	6.56079
1,2-Dichloropropane	5.06097
Bromodichloromethane	4.56422
cis-1,3-Dichloropropene	7.19839
4-Methyl-2-pentanone	9.36554
Toluene	9.92699
trans-1,3-Dichloropropene	12.80266
1,1,2-Trichloroethane	11.52765
Tetrachloroethene	8.79935
2-Hexanone	10.82421
Dibromochloromethane	9.62213
Chlorobenzene	6.4758
Ethylbenzene	10.30869
m,p- Xylenes	8.84178
o- Xylenes	8.88782
Total Xylenes	8.85669
Styrene	9.64078
Bromoform	13.85907
1,1,2,2-Tetrachloroethane	12.46611
AVG %D	0.743014

Data File: \\cansvr11\dd\chem\MSV\a3ux11.i\J80205A.b\UXJ9296.D
Report Date: 05-Feb-2008 09:38

TestAmerica North Canton

CONTINUING CALIBRATION COMPOUNDS

Instrument ID: a3ux11.i Injection Date: 05-FEB-2008 08:49
Lab File ID: UXJ9296.D Init. Cal. Date(s): 04-APR-2007 01-FEB-2008
Analysis Type: WATER Init. Cal. Times: 11:08 12:35
Lab Sample ID: 50NG-CC Quant Type: ISTD
Method: \\cansvr11\dd\chem\MSV\a3ux11.i\J80205A.b\8260LLUX11.m

COMPOUND	RRF / AMOUNT	RF50	CCAL RRF50	MIN RRF	%D / %DRIFT	MAX %D / %DRIFT	CURVE TYPE	
$ 4 Dibromofluoromethane	0.28506	0.26199	0.26199	0.010	8.09397	50.00000	Averaged	
$ 5 1,2-Dichloroethane-d4	0.34711	0.31861	0.31861	0.010	8.20978	50.00000	Averaged	
$ 6 Toluene-d8	1.59168	1.42862	1.42862	0.010	10.24463	50.00000	Averaged	
$ 7 Bromofluorobenzene	0.62183	0.59090	0.59090	0.010	4.97386	50.00000	Averaged	
8 Dichlorodifluoromethane	0.28469	0.26949	0.26949	0.010	5.33831	50.00000	Averaged	
9 Chloromethane	0.42284	0.41545	0.41545	0.100	1.74684	50.00000	Averaged	
10 Vinyl Chloride	0.44047	0.42092	0.42092	0.010	4.43711	20.00000	Averaged	
11 Bromomethane	0.20765	0.21460	0.21460	0.010	-3.34706	50.00000	Averaged	
12 Chloroethane	0.24266	0.25376	0.25376	0.010	-4.57630	50.00000	Averaged	
13 Trichlorofluoromethane	0.30761	0.36127	0.36127	0.010	-17.44530	50.00000	Averaged	
15 Acrolein	0.05221	0.05360	0.05360	0.010	-2.66792	50.00000	Averaged	
16 Acetone	100	265	0.18694	0.010	-165	0.000e+000	Wt Linear	
17 1,1-Dichloroethene	0.40652	0.44220	0.44220	0.010	-8.77564	20.00000	Averaged	
18 Freon-113	0.27642	0.27046	0.27046	0.010	2.15773	50.00000	Averaged	
19 Iodomethane	0.59164	0.60876	0.60876	0.010	-2.89399	50.00000	Averaged	
20 Carbon Disulfide	1.07011	1.09719	1.09719	0.010	-2.53089	50.00000	Averaged	
21 Methylene Chloride	50.00000	46.13332	0.41100	0.010	7.73336	0.000e+000	Wt Linear	
22 Acetonitrile	500	396	0.03474	0.010	20.77638	0.000e+000	Wt Linear	NT
23 Acrylonitrile	100	93.62279	0.10841	0.010	6.37721	0.000e+000	Wt Linear	
24 Methyl tert-butyl ether	0.90043	0.88417	0.88417	0.010	1.80499	50.00000	Averaged	
25 trans-1,2-Dichloroethene	0.38153	0.36179	0.36179	0.010	5.17393	50.00000	Averaged	
26 Hexane	0.08770	0.08163	0.08163	0.010	6.91822	20.00000	Averaged	
27 Vinyl acetate	0.65547	0.62511	0.62511	0.010	4.63175	50.00000	Averaged	
28 1,1-Dichloroethane	0.59105	0.57941	0.57941	0.100	1.96920	50.00000	Averaged	
29 tert-Butyl Alcohol	0.02262	0.02292	0.02292	0.010	-1.31817	50.00000	Averaged	
30 2-Butanone	100	134	0.17318	0.010	-34.36641	0.000e+000	Wt Linear	
M 31 1,2-Dichloroethene (total)	0.38719	0.35935	0.35935	0.010	7.18993	50.00000	Averaged	
32 cis-1,2-dichloroethene	0.39284	0.35691	0.35691	0.010	9.14778	50.00000	Averaged	
33 2,2-Dichloropropane	0.28792	0.21614	0.21614	0.010	24.93149	50.00000	Averaged	NT
34 Bromochloromethane	0.18967	0.17774	0.17774	0.010	6.28783	50.00000	Averaged	
35 Chloroform	0.57797	0.55770	0.55770	0.010	3.50700	20.00000	Averaged	
36 Tetrahydrofuran	50.00000	46.21169	0.08489	0.010	7.57662	0.000e+000	Wt Linear	
37 1,1,1-Trichloroethane	0.39506	0.33390	0.33390	0.010	15.48266	50.00000	Averaged	
38 1,1-Dichloropropene	0.47232	0.44730	0.44730	0.010	5.29680	50.00000	Averaged	
39 Carbon Tetrachloride	0.35681	0.34999	0.34999	0.010	1.91097	50.00000	Averaged	
40 1,2-Dichloroethane	0.42754	0.41608	0.41608	0.010	2.67950	50.00000	Averaged	
41 Benzene	1.63236	1.56748	1.56748	0.010	3.97509	50.00000	Averaged	
42 Trichloroethene	0.40874	0.38192	0.38192	0.010	6.56079	50.00000	Averaged	
43 1,2-Dichloropropane	0.40405	0.38360	0.38360	0.010	5.06097	20.00000	Averaged	
44 1,4-Dioxane	0.00345	0.00378	0.00378	0.010	-9.52351	50.00000	Averaged	<-
45 Dibromomethane	0.21915	0.20960	0.20960	0.010	4.35994	50.00000	Averaged	
46 Bromodichloromethane	0.46731	0.44599	0.44599	0.010	4.56422	50.00000	Averaged	
47 2-Chloroethyl vinyl ether	0.26144	0.24001	0.24001	0.010	8.19548	50.00000	Averaged	

Data File: \\cansvr11\dd\chem\MSV\a3ux11.i\J80205A.b\UXJ9296.D
Report Date: 05-Feb-2008 09:38

TestAmerica North Canton

CONTINUING CALIBRATION COMPOUNDS

Instrument ID: a3ux11.i Injection Date: 05-FEB-2008 08:49
Lab File ID: UXJ9296.D Init. Cal. Date(s): 04-APR-2007 01-FEB-2008
Analysis Type: WATER Init. Cal. Times: 11:08 12:35
Lab Sample ID: 50NG-CC Quant Type: ISTD
Method: \\cansvr11\dd\chem\MSV\a3ux11.i\J80205A.b\8260LLUX11.m

COMPOUND	RRF / AMOUNT	RF50	CCAL RRF50	MIN RRF	%D / %DRIFT	MAX %D / %DRIFT	CURVE TYPE
48 cis-1,3-Dichloropropene	0.69027	0.64058	0.64058	0.010	7.19839	50.00000	Averaged
49 4-Methyl-2-pentanone	0.34014	0.30829	0.30829	0.010	9.36554	50.00000	Averaged
50 Toluene	2.06961	1.86416	1.86416	0.010	9.92699	20.00000	Averaged
51 trans-1,3-Dichloropropene	0.70741	0.61685	0.61685	0.010	12.80266	50.00000	Averaged
52 Ethyl Methacrylate	0.62854	0.56033	0.56033	0.010	10.85261	50.00000	Averaged
53 1,1,2-Trichloroethane	0.42542	0.37638	0.37638	0.010	11.52765	50.00000	Averaged
54 1,3-Dichloropropane	0.76990	0.69873	0.69873	0.010	9.24478	50.00000	Averaged
55 Tetrachloroethene	0.40995	0.37388	0.37388	0.010	8.79935	50.00000	Averaged
56 2-Hexanone	0.26269	0.23426	0.23426	0.010	10.82421	50.00000	Averaged
57 Dibromochloromethane	0.43974	0.39742	0.39742	0.010	9.62213	50.00000	Averaged
58 1,2-Dibromoethane	0.42678	0.38620	0.38620	0.010	9.50737	50.00000	Averaged
59 Chlorobenzene	1.42629	1.33392	1.33392	0.300	6.47580	50.00000	Averaged
60 1,1,1,2-Tetrachloroethane	0.46938	0.44008	0.44008	0.010	6.24250	50.00000	Averaged
61 Ethylbenzene	0.78362	0.70284	0.70284	0.010	10.30869	20.00000	Averaged
62 m + p-Xylene	0.98352	0.89656	0.89656	0.010	8.84178	50.00000	Averaged
M 63 Xylenes (total)	0.96847	0.88270	0.88270	0.010	8.85669	50.00000	Averaged
64 Xylene-o	0.93837	0.85497	0.85497	0.010	8.88782	50.00000	Averaged
65 Styrene	1.63620	1.47845	1.47845	0.010	9.64078	50.00000	Averaged
66 Bromoform	0.28991	0.24973	0.24973	0.100	13.85907	50.00000	Averaged
67 Isopropylbenzene	1.99275	1.95671	1.95671	0.010	1.80875	50.00000	Averaged
68 1,1,2,2-Tetrachloroethane	0.97926	0.85718	0.85718	0.300	12.46611	50.00000	Averaged
69 1,4-Dichloro-2-butene	0.23197	0.22314	0.22314	0.010	3.80884	50.00000	Averaged
70 1,2,3-Trichloropropane	0.28606	0.24965	0.24965	0.010	12.72843	50.00000	Averaged
71 Bromobenzene	1.12041	1.03788	1.03788	0.010	7.36598	50.00000	Averaged
72 n-Propylbenzene	1.20377	1.12726	1.12726	0.010	6.35567	50.00000	Averaged
73 2-Chlorotoluene	1.04929	0.95667	0.95667	0.010	8.82632	50.00000	Averaged
74 1,3,5-Trimethylbenzene	3.60183	3.21824	3.21824	0.010	10.64980	50.00000	Averaged
75 4-Chlorotoluene	1.07118	1.00343	1.00343	0.010	6.32429	50.00000	Averaged
76 tert-Butylbenzene	3.10617	2.77203	2.77203	0.010	10.75726	50.00000	Averaged
77 1,2,4-Trimethylbenzene	3.67392	3.49530	3.49530	0.010	4.86177	50.00000	Averaged
78 sec-Butylbenzene	4.36420	3.89085	3.89085	0.010	10.84624	50.00000	Averaged
79 4-Isopropyltoluene	3.67387	3.29085	3.29085	0.010	10.42550	50.00000	Averaged
80 1,3-Dichlorobenzene	2.06177	1.92008	1.92008	0.010	6.87251	50.00000	Averaged
81 1,4-Dichlorobenzene	2.15758	2.01293	2.01293	0.010	6.70427	50.00000	Averaged
82 n-Butylbenzene	3.08693	2.68263	2.68263	0.010	13.09721	50.00000	Averaged
83 1,2-Dichlorobenzene	1.98670	1.85834	1.85834	0.010	6.46094	50.00000	Averaged
84 1,2-Dibromo-3-chloropropane	0.20045	0.15885	0.15885	0.010	20.75323	50.00000	Averaged
85 1,2,4-Trichlorobenzene	1.32136	1.16071	1.16071	0.010	12.15775	50.00000	Averaged
86 Hexachlorobutadiene	0.54889	0.46439	0.46439	0.010	15.39456	50.00000	Averaged
87 Naphthalene	3.19615	2.61700	2.61700	0.010	18.12021	50.00000	Averaged
88 1,2,3-Trichlorobenzene	1.14206	0.99712	0.99712	0.010	12.69062	50.00000	Averaged
98 Cyclohexane	0.71265	0.71547	0.71547	0.010	-0.39515	50.00000	Averaged
143 Methyl Acetate	100	96.52899	0.23479	0.010	3.47101	0.000e+000	Quadratic

Data File: \\cansvr11\dd\chem\MSV\a3ux11.i\J80205A.b\UXJ9296.D
Report Date: 05-Feb-2008 09:38

TestAmerica North Canton

CONTINUING CALIBRATION COMPOUNDS

Instrument ID: a3ux11.i Injection Date: 05-FEB-2008 08:49
Lab File ID: UXJ9296.D Init. Cal. Date(s): 04-APR-2007 01-FEB-2008
Analysis Type: WATER Init. Cal. Times: 11:08 12:35
Lab Sample ID: 50NG-CC Quant Type: ISTD
Method: \\cansvr11\dd\chem\MSV\a3ux11.i\J80205A.b\8260LLUX11.m

COMPOUND	RRF / AMOUNT	RF50	CCAL RRF50	MIN RRF	%D / %DRIFT	MAX %D / %DRIFT	CURVE TYPE
144 Methylcyclohexane	0.64499	0.62022	0.62022	0.010	3.84079	50.00000	Averaged
141 1,3,5-Trichlorobenzene	1.35621	1.29643	1.29643	0.010	4.40819	50.00000	Averaged
150 Vinyl Acetate-86	0.08009	0.07084	0.07084	0.010	11.54738	50.00000	Averaged

Data File: \\cansvr11\dd\chem\MSV\a3ux11.i\J80205A.b\UXJ9298.D
Report Date: 06-Feb-2008 16:13

TestAmerica North Canton

RECOVERY REPORT

Client Name:
Sample Matrix: LIQUID
Lab Smp Id: QCMRL Opener
Level: LOW
Data Type: MS DATA
SpikeList File: MRL.spk
Sublist File: 2-8260.sub
Method File: \\cansvr11\dd\chem\MSV\a3ux11.i\J80205A.b\8260LLUX11.m
Misc Info: J80205A,8260LLUX11,,43582,3

Client SDG: SDGa01304
Fraction: VOA

Operator: 43582
SampleType: METHSPIKE
Quant Type: ISTD

	SPIKE COMPOUND	CONC ADDED ug/L	CONC RECOVERED ug/L	% RECOVERED	LIMITS
	17 1,1-Dichloroethene	1.000	1.046	104.57	70-130
	42 Trichloroethene	1.000	0.9865	98.65	70-130
	59 Chlorobenzene	1.000	1.001	100.13	70-130
	50 Toluene	1.000	0.9752	97.52	70-130
	41 Benzene	1.000	1.042	104.24	70-130
	16 Acetone	2.000	2.295	114.77	70-130
	20 Carbon Disulfide	1.000	1.003	100.28	70-130
	9 Chloromethane	1.000	1.069	106.88	70-130
	11 Bromomethane	1.000	0.8857	88.57	70-130
	10 Vinyl Chloride	1.000	0.8810	88.10	70-130
	12 Chloroethane	1.000	1.064	106.45	70-130
	21 Methylene Chloride	1.000	0.1532	15.32*	70-130
	28 1,1-Dichloroethane	1.000	1.034	103.40	70-130
M	31 1,2-Dichloroethene	2.000	1.934	96.72	70-130
	35 Chloroform	1.000	1.049	104.91	70-130
	40 1,2-Dichloroethane	1.000	1.072	107.24	70-130
	30 2-Butanone	2.000	1.645	82.25	70-130
	37 1,1,1-Trichloroeth	1.000	0.9317	93.17	70-130
	39 Carbon Tetrachlori	1.000	0.8816	88.16	70-130
	46 Bromodichlorometha	1.000	0.9305	93.05	70-130
	43 1,2-Dichloropropan	1.000	1.013	101.34	70-130
	48 cis-1,3-Dichloropr	1.000	0.8768	87.68	70-130
	54 1,3-Dichloropropan	1.000	0.9615	96.15	70-130
	57 Dibromochlorometha	1.000	0.8298	82.99	70-130
	53 1,1,2-Trichloroeth	1.000	0.9511	95.11	70-130
	51 trans-1,3-Dichloro	1.000	0.8182	81.83	70-130
	49 4-Methyl-2-pentano	2.000	1.899	94.93	70-130
	56 2-Hexanone	2.000	1.915	95.75	70-130
	55 Tetrachloroethene	1.000	0.9491	94.91	70-130
	68 1,1,2,2-Tetrachlor	1.000	0.9242	92.43	70-130
	66 Bromoform	1.000	0.6760	67.60*	70-130
	61 Ethylbenzene	1.000	0.9190	91.90	70-130
	65 Styrene	1.000	0.8802	88.02	70-130
M	63 Xylenes (total)	3.000	2.838	94.61	70-130
	32 cis-1,2-dichloroet	1.000	0.9614	96.14	70-130
	25 trans-1,2-Dichloro	1.000	0.9730	97.31	70-130
	8 Dichlorodifluorome	1.000	1.051	105.10	70-130
	13 Trichlorofluoromet	1.000	1.089	108.90	70-130
	70 1,2,3-Trichloropro	1.000	0.9213	92.13	70-130
	18 Freon-113	1.000	0.9433	94.33	70-130

Data File: \\cansvr11\dd\chem\MSV\a3ux11.i\J80205A.b\UXJ9298.D
Report Date: 06-Feb-2008 16:13

SPIKE COMPOUND	CONC ADDED ug/L	CONC RECOVERED ug/L	% RECOVERED	LIMITS
24 Methyl tert-butyl	1.000	0.9592	95.92	70-130
58 1,2-Dibromoethane	1.000	0.9274	92.74	70-130
67 Isopropylbenzene	1.000	0.9807	98.07	70-130
80 1,3-Dichlorobenzen	1.000	1.009	100.91	70-130
81 1,4-Dichlorobenzen	1.000	0.9960	99.60	70-130
83 1,2-Dichlorobenzen	1.000	0.9724	97.24	70-130
84 1,2-Dibromo-3-chlo	1.000	0.7861	78.61	70-130
85 1,2,4-Trichloroben	1.000	0.9044	90.44	70-130
98 Cyclohexane	1.000	1.044	104.40	70-130
143 Methyl Acetate	2.000	0.0000	NT *	70-130
144 Methylcyclohexane	1.000	0.9999	99.99	70-130
71 Bromobenzene	1.000	1.022	102.16	70-130
34 Bromochloromethane	1.000	0.9798	97.98	70-130
82 n-Butylbenzene	1.000	0.8570	85.70	70-130
78 sec-Butylbenzene	1.000	0.9147	91.47	70-130
76 tert-Butylbenzene	1.000	0.9341	93.41	70-130
73 2-Chlorotoluene	1.000	0.9923	99.23	70-130
75 4-Chlorotoluene	1.000	0.9898	98.98	70-130
45 Dibromomethane	1.000	1.008	100.79	70-130
33 2,2-Dichloropropan	1.000	1.020	101.96	70-130
38 1,1-Dichloropropen	1.000	0.9961	99.61	70-130
86 Hexachlorobutadien	1.000	0.9869	98.69	70-130
19 Iodomethane	1.000	0.8677	86.77	70-130
79 4-Isopropyltoluene	1.000	0.8708	87.08	70-130
87 Naphthalene	1.000	0.8190	81.90	70-130
72 n-Propylbenzene	1.000	0.9404	94.04	70-130
60 1,1,1,2-Tetrachlor	1.000	0.8445	84.45	70-130
88 1,2,3-Trichloroben	1.000	0.9496	94.96	70-130
77 1,2,4-Trimethylben	1.000	0.9262	92.62	70-130
74 1,3,5-Trimethylben	1.000	0.8891	88.91	70-130
150 Vinyl Acetate-86	1.000	0.8584	85.84	70-130
62 m + p-Xylene	2.000	1.868	93.39	70-130
64 Xylene-o	1.000	0.9703	97.03	70-130
49 4-Methyl-2-pentano	2.000	1.899	94.93	70-130

SURROGATE COMPOUND	CONC ADDED ug/L	CONC RECOVERED ug/L	% RECOVERED	LIMITS
$ 4 Dibromofluorometha	10.000	9.271	92.71	73-122
$ 5 1,2-Dichloroethane	10.000	8.735	87.35	61-128
$ 6 Toluene-d8	10.000	9.098	90.98	76-110
$ 7 Bromofluorobenzene	10.000	9.678	96.78	74-116

Data File: \\cansvr11\dd\chem\MSV\a3ux11.i\J80205A.b\UXJ9326.D
Report Date: 07-Feb-2008 07:58

TestAmerica North Canton

RECOVERY REPORT

Client Name:
Sample Matrix: LIQUID
Lab Smp Id: QCMRL closer
Level: LOW
Data Type: MS DATA
SpikeList File: MRL.spk
Sublist File: 2-8260.sub
Client SDG: SDGa01304
Fraction: VOA

Operator: 43582
SampleType: METHSPIKE
Quant Type: ISTD

Method File: \\cansvr11\dd\chem\MSV\a3ux11.i\J80205A.b\8260LLUX11.m
Misc Info: J80205A,8260LLUX11,,43582,3

	SPIKE COMPOUND	CONC ADDED ug/L	CONC RECOVERED ug/L	% RECOVERED	LIMITS
	17 1,1-Dichloroethene	1.000	1.124	112.37	70-130
	42 Trichloroethene	1.000	1.017	101.75	70-130
	59 Chlorobenzene	1.000	0.9635	96.35	70-130
	50 Toluene	1.000	0.9280	92.80	70-130
	41 Benzene	1.000	1.015	101.55	70-130
	16 Acetone	2.000	3.075	153.77*	70-130
	20 Carbon Disulfide	1.000	0.9027	90.27	70-130
	9 Chloromethane	1.000	1.062	106.23	70-130
	11 Bromomethane	1.000	1.219	121.95	70-130
	10 Vinyl Chloride	1.000	1.010	101.03	70-130
	12 Chloroethane	1.000	1.277	127.69	70-130
	21 Methylene Chloride	1.000	0.3265	32.65*	70-130
	28 1,1-Dichloroethane	1.000	1.012	101.21	70-130
M	31 1,2-Dichloroethene	2.000	1.946	97.28	70-130
	35 Chloroform	1.000	1.016	101.58	70-130
	40 1,2-Dichloroethane	1.000	1.012	101.20	70-130
	30 2-Butanone	2.000	1.288	64.39*	70-130
	37 1,1,1-Trichloroeth	1.000	0.9296	92.96	70-130
	39 Carbon Tetrachlori	1.000	0.8500	85.00	70-130
	46 Bromodichlorometha	1.000	0.8499	84.99	70-130
	43 1,2-Dichloropropan	1.000	1.029	102.95	70-130
	48 cis-1,3-Dichloropr	1.000	0.8131	81.31	70-130
	54 1,3-Dichloropropan	1.000	0.9327	93.27	70-130
	57 Dibromochlorometha	1.000	0.7157	71.57	70-130
	53 1,1,2-Trichloroeth	1.000	0.9368	93.68	70-130
	51 trans-1,3-Dichloro	1.000	0.7322	73.22	70-130
	49 4-Methyl-2-pentano	2.000	2.038	101.91	70-130
	56 2-Hexanone	2.000	1.900	95.01	70-130
	55 Tetrachloroethene	1.000	0.8818	88.18	70-130
	68 1,1,2,2-Tetrachlor	1.000	0.8973	89.73	70-130
	66 Bromoform	1.000	0.6096	60.96*	70-130
	61 Ethylbenzene	1.000	0.8827	88.27	70-130
	65 Styrene	1.000	0.8315	83.15	70-130
M	63 Xylenes (total)	3.000	2.672	89.05	70-130
	32 cis-1,2-dichloroet	1.000	0.9504	95.04	70-130
	25 trans-1,2-Dichloro	1.000	0.9952	99.52	70-130
	8 Dichlorodifluorome	1.000	0.9083	90.83	70-130
	13 Trichlorofluoromet	1.000	0.9588	95.88	70-130
	70 1,2,3-Trichloropro	1.000	0.9415	94.15	70-130
	18 Freon-113	1.000	0.8068	80.68	70-130

Data File: \\cansvr11\dd\chem\MSV\a3ux11.i\J80205A.b\UXJ9326.D
Report Date: 07-Feb-2008 07:58

	SPIKE COMPOUND	CONC ADDED ug/L	CONC RECOVERED ug/L	% RECOVERED	LIMITS
24	Methyl tert-butyl	1.000	0.9989	99.89	70-130
58	1,2-Dibromoethane	1.000	0.9300	93.01	70-130
67	Isopropylbenzene	1.000	0.9412	94.12	70-130
80	1,3-Dichlorobenzen	1.000	0.8943	89.43	70-130
81	1,4-Dichlorobenzen	1.000	0.9582	95.82	70-130
83	1,2-Dichlorobenzen	1.000	0.9319	93.19	70-130
84	1,2-Dibromo-3-chlo	1.000	0.6527	65.27*	70-130
85	1,2,4-Trichloroben	1.000	0.8460	84.60	70-130
98	Cyclohexane	1.000	0.9109	91.09	70-130
143	Methyl Acetate	2.000	0.0000	*	70-130
144	Methylcyclohexane	1.000	0.8088	80.88	70-130
71	Bromobenzene	1.000	0.9457	94.57	70-130
34	Bromochloromethane	1.000	0.8737	87.37	70-130
82	n-Butylbenzene	1.000	0.7885	78.85	70-130
78	sec-Butylbenzene	1.000	0.8487	84.87	70-130
76	tert-Butylbenzene	1.000	0.8496	84.96	70-130
73	2-Chlorotoluene	1.000	0.9487	94.87	70-130
75	4-Chlorotoluene	1.000	0.9206	92.07	70-130
45	Dibromomethane	1.000	1.025	102.47	70-130
33	2,2-Dichloropropan	1.000	0.8149	81.49	70-130
38	1,1-Dichloropropen	1.000	0.9840	98.40	70-130
86	Hexachlorobutadien	1.000	0.8605	86.05	70-130
19	Iodomethane	1.000	1.030	103.06	70-130
79	4-Isopropyltoluene	1.000	0.8197	81.97	70-130
87	Naphthalene	1.000	0.7258	72.58	70-130
72	n-Propylbenzene	1.000	0.8991	89.91	70-130
60	1,1,1,2-Tetrachlor	1.000	0.8756	87.56	70-130
88	1,2,3-Trichloroben	1.000	0.8142	81.42	70-130
77	1,2,4-Trimethylben	1.000	0.8473	84.73	70-130
74	1,3,5-Trimethylben	1.000	0.8518	85.18	70-130
150	Vinyl Acetate-86	1.000	0.7262	72.62	70-130
62	m + p-Xylene	2.000	1.776	88.79	70-130
64	Xylene-o	1.000	0.8956	89.56	70-130
49	4-Methyl-2-pentano	2.000	2.038	101.91	70-130

	SURROGATE COMPOUND	CONC ADDED ug/L	CONC RECOVERED ug/L	% RECOVERED	LIMITS
$ 4	Dibromofluorometha	10.000	9.469	94.69	73-122
$ 5	1,2-Dichloroethane	10.000	8.974	89.74	61-128
$ 6	Toluene-d8	10.000	9.162	91.62	76-110
$ 7	Bromofluorobenzene	10.000	9.539	95.39	74-116

Data File: \\cansvr11\dd\chem\MSV\a3ux11.i\dummy.b\UXJ9347.D
Report Date: 07-Feb-2008 08:12

TestAmerica North Canton

VOLATILE REPORT SW-846 Method

Data file : \\cansvr11\dd\chem\MSV\a3ux11.i\dummy.b\UXJ9347.D
Lab Smp Id: QCMDL
Inj Date : 06-FEB-2008 16:40
Operator : 43582 Inst ID: a3ux11.i
Smp Info : QCMDL
Misc Info : J80206A,8260LLUX11,,43582,3
Comment :
Method : \\cansvr11\dd\chem\MSV\a3ux11.i\dummy.b\8260LLUX11.m
Meth Date : 07-Feb-2008 08:11 evansl Quant Type: ISTD
Cal Date : 17-SEP-2007 17:43 Cal File: UXJ5746.D
Als bottle: 21 QC Sample: METHSPIKE
Dil Factor: 1.00000
Integrator: HP RTE Compound Sublist: 2-8260.sub
Target Version: 4.14
Processing Host: CANPMSV30

Concentration Formula: Amt * DF * 1/Vo * CpndVariable

Name	Value	Description
DF	1.000	Dilution Factor
Vo	5.000	Sample volume
Va	100.000	Injection Volume
Cpnd Variable		Local Compound Variable

	Compounds	QUANT SIG MASS	RT	EXP RT	REL RT	RESPONSE	CONCENTRATIONS ON-COLUMN (ng)	FINAL (ug/L)
*	1 Fluorobenzene	96	5.115	5.115	(1.000)	1338845	50.0000	
*	2 Chlorobenzene-d5	117	7.777	7.765	(1.000)	1237302	50.0000	
*	3 1,4-Dichlorobenzene-d4	152	10.013	10.013	(1.000)	645276	50.0000	
$	4 Dibromofluoromethane	113	4.547	4.547	(0.889)	356149	46.6592	9.332
$	5 1,2-Dichloroethane-d4	65	4.831	4.831	(0.944)	418580	45.0352	9.007
$	6 Toluene-d8	98	6.464	6.464	(0.831)	1784098	45.2956	9.059
$	7 Bromofluorobenzene	95	8.877	8.877	(1.141)	729946	47.4368	9.487
	8 Dichlorodifluoromethane	85	1.506	1.506	(0.294)	15500	2.03329	0.4066
	9 Chloromethane	50	1.636	1.636	(0.320)	36590	3.23168	0.6463
	10 Vinyl Chloride	62	1.742	1.742	(0.341)	29039	2.46210	0.4924
	11 Bromomethane	94	2.026	2.026	(0.396)	20144	3.62289	0.7246
	12 Chloroethane	64	2.109	2.109	(0.412)	20354	3.13251	0.6265
	13 Trichlorofluoromethane	101	2.322	2.322	(0.454)	16164	1.96242	0.3925
	15 Acrolein	56	Compound Not Detected.					
	16 Acetone	43	2.772	2.772	(0.542)	58453	20.5885	4.118
	17 1,1-Dichloroethene	96	2.748	2.748	(0.537)	31704	2.91252	0.5825(R)
	18 Freon-113	151	2.748	2.748	(0.537)	20124	2.71881	0.5438
	19 Iodomethane	142	2.890	2.890	(0.565)	43758	2.76210	0.5524
	20 Carbon Disulfide	76	2.937	2.937	(0.574)	72340	2.52458	0.5049
	21 Methylene Chloride	84	3.150	3.139	(0.616)	47275	3.21258	0.6425

22 Acetonitrile	41	3.008	2.997 (0.588)	44305	27.3589	5.472
23 Acrylonitrile	53	3.316	3.316 (0.648)	22874	6.56295	1.312

Data File: \\cansvr11\dd\chem\MSV\a3ux11.i\dummy.b\UXJ9347.D
Report Date: 07-Feb-2008 08:12

	Compounds	QUANT SIG MASS	RT	EXP RT	REL RT	RESPONSE	CONCENTRATIONS ON-COLUMN (ng)	CONCENTRATIONS FINAL (ug/L)
	24 Methyl tert-butyl ether	73	3.351	3.352	(0.655)	63975	2.65339	0.5307
	25 trans-1,2-Dichloroethene	96	3.351	3.352	(0.655)	29734	2.91045	0.5821
	26 Hexane	86	Compound Not Detected.					
	27 Vinyl acetate	43	3.718	3.718	(0.727)	44437	2.53183	0.5064
	28 1,1-Dichloroethane	63	3.695	3.695	(0.722)	40459	2.55640	0.5113
	29 tert-Butyl Alcohol	59	3.209	3.210	(0.628)	39450	65.1249	13.025
	30 2-Butanone	43	4.180	4.168	(0.817)	23975	6.16343	1.233
M	31 1,2-Dichloroethene (total)	96				58300	5.62608	1.125
	32 cis-1,2-dichloroethene	96	4.168	4.168	(0.815)	28566	2.71563	0.5431
	33 2,2-Dichloropropane	77	4.168	4.168	(0.815)	17109	2.21917	0.4438
	34 Bromochloromethane	128	4.357	4.357	(0.852)	12562	2.47347	0.4947
	35 Chloroform	83	4.416	4.416	(0.864)	41327	2.67036	0.5341
	36 Tetrahydrofuran	42	4.405	4.405	(0.861)	11715	4.37497	0.8750
	37 1,1,1-Trichloroethane	97	4.582	4.582	(0.896)	24368	2.30352	0.4607
	38 1,1-Dichloropropene	75	4.712	4.712	(0.921)	31567	2.49597	0.4992
	39 Carbon Tetrachloride	117	4.724	4.724	(0.924)	19224	2.01208	0.4024
	40 1,2-Dichloroethane	62	4.902	4.902	(0.958)	31198	2.72515	0.5450
	41 Benzene	78	4.890	4.890	(0.956)	123911	2.83487	0.5670(R)
	42 Trichloroethene	130	5.422	5.422	(1.060)	29422	2.68824	0.5376(R)
	43 1,2-Dichloropropane	63	5.612	5.612	(1.097)	25702	2.37561	0.4751
	44 1,4-Dioxane	88	5.730	5.718	(1.120)	11381	123.165	24.633
	45 Dibromomethane	93	5.706	5.706	(1.116)	15174	2.58582	0.5172
	46 Bromodichloromethane	83	5.836	5.836	(1.141)	26576	2.12383	0.4248
	47 2-Chloroethyl vinyl ether	63	6.085	6.085	(1.190)	31362	4.47993	0.8960
	48 cis-1,3-Dichloropropene	75	6.215	6.215	(1.215)	38478	2.08177	0.4164
	49 4-Methyl-2-pentanone	43	6.345	6.345	(1.241)	46669	5.12394	1.025
	50 Toluene	91	6.523	6.523	(0.839)	126974	2.47925	0.4958(R)
	51 trans-1,3-Dichloropropene	75	6.700	6.700	(0.862)	33516	1.91457	0.3829
	52 Ethyl Methacrylate	69	6.771	6.771	(0.871)	34266	2.20304	0.4406
	53 1,1,2-Trichloroethane	97	6.878	6.866	(0.884)	25930	2.46306	0.4926
	54 1,3-Dichloropropane	76	7.020	7.020	(0.903)	46967	2.46520	0.4930
	55 Tetrachloroethene	164	7.020	7.020	(0.903)	24129	2.37850	0.4757
	56 2-Hexanone	43	7.091	7.091	(0.912)	31668	4.87159	0.9743
	57 Dibromochloromethane	129	7.233	7.233	(0.930)	21060	1.93536	0.3871
	58 1,2-Dibromoethane	107	7.351	7.351	(0.945)	24213	2.29266	0.4585
	59 Chlorobenzene	112	7.801	7.801	(1.003)	86815	2.45970	0.4919(R)
	60 1,1,1,2-Tetrachloroethane	131	7.872	7.872	(1.012)	24858	2.14013	0.4280
	61 Ethylbenzene	106	7.895	7.895	(1.015)	44199	2.27930	0.4559
	62 m + p-Xylene	106	8.002	8.002	(1.029)	110943	4.55837	0.9117
M	63 Xylenes (total)	106				163918	6.83973	1.368
	64 Xylene-o	106	8.380	8.380	(1.078)	52975	2.28135	0.4563
	65 Styrene	104	8.392	8.392	(1.079)	85220	2.10475	0.4210
	66 Bromoform	173	8.582	8.570	(1.103)	10779	1.50251	0.3005
	67 Isopropylbenzene	105	8.724	8.724	(1.122)	115905	2.35041	0.4701
	68 1,1,2,2-Tetrachloroethane	83	9.008	9.008	(0.900)	29436	2.32920	0.4658
	69 1,4-Dichloro-2-butene	53	9.067	9.067	(0.905)	4521	1.51015	0.3020
	70 1,2,3-Trichloropropane	110	9.055	9.055	(0.904)	9936	2.69139	0.5383
	71 Bromobenzene	156	9.031	9.031	(0.902)	35764	2.47340	0.4947
	72 n-Propylbenzene	120	9.126	9.126	(0.911)	35119	2.26060	0.4521
	73 2-Chlorotoluene	126	9.221	9.221	(0.921)	33572	2.47918	0.4958
	74 1,3,5-Trimethylbenzene	105	9.292	9.292	(0.928)	98724	2.12385	0.4248
	75 4-Chlorotoluene	126	9.327	9.327	(0.931)	35230	2.54844	0.5097

76 tert-Butylbenzene	119	9.623	9.623 (0.961)	87376	2.17968	0.4359
77 1,2,4-Trimethylbenzene	105	9.670	9.658 (0.966)	103952	2.19244	0.4385

Data File: \\cansvr11\dd\chem\MSV\a3ux11.i\dummy.b\UXJ9347.D
Report Date: 07-Feb-2008 08:12

Compounds	QUANT SIG MASS	RT	EXP RT	REL RT	RESPONSE	CONCENTRATIONS ON-COLUMN (ng)	FINAL (ug/L)
78 sec-Butylbenzene	105	9.836	9.836	(0.982)	116222	2.06352	0.4127
79 4-Isopropyltoluene	119	9.978	9.978	(0.996)	97124	2.04846	0.4097
80 1,3-Dichlorobenzene	146	9.954	9.954	(0.994)	65424	2.45878	0.4918
81 1,4-Dichlorobenzene	146	10.037	10.037	(1.002)	72966	2.62047	0.5241
82 n-Butylbenzene	91	10.380	10.380	(1.037)	84590	2.12333	0.4247
83 1,2-Dichlorobenzene	146	10.404	10.404	(1.039)	63982	2.49546	0.4991
84 1,2-Dibromo-3-chloropropane	157	11.185	11.185	(1.117)	5071	1.96025	0.3920
85 1,2,4-Trichlorobenzene	180	12.013	12.013	(1.200)	38171	2.23840	0.4477
86 Hexachlorobutadiene	225	12.179	12.179	(1.216)	17035	2.40482	0.4810
87 Naphthalene	128	12.250	12.262	(1.223)	77695	1.88361	0.3767
88 1,2,3-Trichlorobenzene	180	12.498	12.498	(1.248)	33813	2.29415	0.4588
98 Cyclohexane	56	4.641	4.641	(0.907)	48791	2.55683	0.5114(a)
143 Methyl Acetate	43	3.044	3.032	(0.595)	53159	5.61268	1.122
144 Methylcyclohexane	83	5.588	5.588	(1.093)	41151	2.38267	0.4765(a)
141 1,3,5-Trichlorobenzene	180	11.386	11.398	(1.137)	44426	2.53825	0.5076
150 Vinyl Acetate-86	86	3.718	3.718	(0.727)	4864	2.26815	0.4536(a)

QC Flag Legend

a - Target compound detected but, quantitated amount Below Limit Of Quantitation(BLOQ).
R - Spike/Surrogate failed recovery limits.

Data File: \\cansvr11\dd\chem\MSV\a3ux11.i\dummy.b\UXJ9347.D
Report Date: 07-Feb-2008 08:12

TestAmerica North Canton

INTERNAL STANDARD COMPOUNDS
AREA AND RT SUMMARY

Instrument ID: a3ux11.i
Lab File ID: UXJ9347.D
Lab Smp Id: QCMDL
Analysis Type: VOA
Quant Type: ISTD
Operator: 43582
Calibration Date: 06-FEB-2008
Calibration Time: 09:00
Level: LOW
Sample Type: WATER
Method File: \\cansvr11\dd\chem\MSV\a3ux11.i\dummy.b\8260LLUX11.m
Misc Info: J80206A,8260LLUX11,,43582,3

		AREA LIMIT			
COMPOUND	STANDARD	LOWER	UPPER	SAMPLE	%DIFF
1 Fluorobenzene	1513167	756584	3026334	1338845	-11.52
2 Chlorobenzene-d5	1431686	715843	2863372	1237302	-13.58
3 1,4-Dichlorobenze	751624	375812	1503248	645276	-14.15

		RT LIMIT			
COMPOUND	STANDARD	LOWER	UPPER	SAMPLE	%DIFF
1 Fluorobenzene	5.12	4.62	5.62	5.12	-0.00
2 Chlorobenzene-d5	7.77	7.27	8.27	7.78	0.15
3 1,4-Dichlorobenze	10.01	9.51	10.51	10.01	-0.00

AREA UPPER LIMIT = +100% of internal standard area.
AREA LOWER LIMIT = - 50% of internal standard area.
RT UPPER LIMIT = + 0.50 minutes of internal standard RT.
RT LOWER LIMIT = - 0.50 minutes of internal standard RT.

Data File: \\cansvr11\dd\chem\MSV\a3ux11.i\J80107A.b\UXJ8941.D
Report Date: 07-Jan-2008 12:28

TestAmerica North Canton

VOLATILE REPORT SW-846 Method

Data file : \\cansvr11\dd\chem\MSV\a3ux11.i\J80107A.b\UXJ8941.D
Lab Smp Id: QCMDL
Inj Date : 07-JAN-2008 12:12
Operator : 43582 Inst ID: a3ux11.i
Smp Info : QCMDL
Misc Info : J80107A,8260LLUX11,,43582,3
Comment :
Method : \\cansvr11\dd\chem\MSV\a3ux11.i\J80107A.b\8260LLUX11.m
Meth Date : 07-Jan-2008 12:13 evansl Quant Type: ISTD
Cal Date : 17-SEP-2007 16:56 Cal File: UXJ5744.D
Als bottle: 6 QC Sample: METHSPIKE
Dil Factor: 1.00000
Integrator: HP RTE Compound Sublist: 4-8260+IX.sub
Target Version: 4.14
Processing Host: CANSVR11

Concentration Formula: Amt * DF * 1/Vo * CpndVariable

Name	Value	Description
DF	1.000	Dilution Factor
Vo	5.000	Sample volume
Va	100.000	Injection Volume
Cpnd Variable		Local Compound Variable

	Compounds	QUANT SIG MASS	RT	EXP RT	REL RT	RESPONSE	CONCENTRATIONS ON-COLUMN (ng)	FINAL (ug/L)
* 1	Fluorobenzene	96	5.185	5.186	(1.000)	1623551	50.0000	
* 2	Chlorobenzene-d5	117	7.848	7.848	(1.000)	1352801	50.0000	
* 3	1,4-Dichlorobenzene-d4	152	10.084	10.084	(1.000)	762467	50.0000	
$ 4	Dibromofluoromethane	113	4.617	4.618	(0.890)	472514	46.2185	9.244
$ 5	1,2-Dichloroethane-d4	65	4.901	4.902	(0.945)	642973	41.6560	8.331
$ 6	Toluene-d8	98	6.534	6.534	(0.833)	1924004	48.2559	9.651
$ 7	Bromofluorobenzene	95	8.960	8.948	(1.142)	832941	46.4365	9.287
8	Dichlorodifluoromethane	85	1.541	1.541	(0.297)	35439	2.84967	0.5699
9	Chloromethane	50	1.683	1.683	(0.325)	70354	3.38345	0.6767
10	Vinyl Chloride	62	1.778	1.789	(0.343)	50591	2.73604	0.5472
11	Bromomethane	94	2.073	2.073	(0.400)	35198	4.43595	0.8872
12	Chloroethane	64	2.168	2.168	(0.418)	34209	3.09793	0.6196
13	Trichlorofluoromethane	101	2.381	2.381	(0.459)	35098	2.11596	0.4232
15	Acrolein	56	Compound Not Detected.					
16	Acetone	43	Compound Not Detected.					
17	1,1-Dichloroethene	96	2.819	2.807	(0.544)	49681	3.68249	0.7365(R)
18	Freon-113	151	2.807	2.819	(0.541)	32983	3.85420	0.7708
19	Iodomethane	142	2.949	2.949	(0.569)	56992	3.36347	0.6727
20	Carbon Disulfide	76	3.008	3.008	(0.580)	111518	3.02183	0.6044
21	Methylene Chloride	84	3.198	3.209	(0.617)	61777	1.43405	0.2868

22 Acetonitrile	41	3.056	3.067 (0.589)	78325	39.5952	7.919
23 Acrylonitrile	53	3.387	3.387 (0.653)	33721	6.90976	1.382

Data File: \\cansvr11\dd\chem\MSV\a3ux11.i\J80107A.b\UXJ8941.D
Report Date: 07-Jan-2008 12:28

	Compounds	QUANT SIG MASS	RT	EXP RT	REL RT	RESPONSE	CONCENTRATIONS ON-COLUMN (ng)	CONCENTRATIONS FINAL (ug/L)
	24 Methyl tert-butyl ether	73	3.422	3.422	(0.660)	93434	3.01680	0.6034
	25 trans-1,2-Dichloroethene	96	3.422	3.422	(0.660)	36577	3.16760	0.6335
	26 Hexane	86	3.635	3.635	(0.701)	9034	3.25135	0.6503
	27 Vinyl acetate	43	3.789	3.789	(0.731)	55142	2.40935	0.4819
	28 1,1-Dichloroethane	63	3.766	3.766	(0.726)	63270	2.81741	0.5635
	29 tert-Butyl Alcohol	59	3.280	3.269	(0.633)	56606	68.8886	13.778
	30 2-Butanone	43	Compound Not Detected.					
M	31 1,2-Dichloroethene (total)	96				70366	5.92608	1.185
	32 cis-1,2-dichloroethene	96	4.239	4.239	(0.817)	33789	2.75848	0.5517
	33 2,2-Dichloropropane	77	4.239	4.239	(0.817)	29704	3.27146	0.6543
	34 Bromochloromethane	128	4.428	4.428	(0.854)	15801	2.67176	0.5344
	35 Chloroform	83	4.487	4.487	(0.865)	59257	2.73421	0.5468
	36 Tetrahydrofuran	42	Compound Not Detected.					
	37 1,1,1-Trichloroethane	97	4.653	4.653	(0.897)	36648	2.63247	0.5265
	38 1,1-Dichloropropene	75	4.783	4.783	(0.922)	45635	2.74939	0.5499
	39 Carbon Tetrachloride	117	4.795	4.795	(0.925)	30380	2.61136	0.5223
	40 1,2-Dichloroethane	62	4.972	4.973	(0.959)	47123	2.53719	0.5074
	41 Benzene	78	4.961	4.961	(0.957)	198298	3.69348	0.7387(R)
	42 Trichloroethene	130	5.493	5.493	(1.059)	34684	2.79953	0.5599(R)
	43 1,2-Dichloropropane	63	5.682	5.683	(1.096)	36201	2.54831	0.5097
	44 1,4-Dioxane	88	5.801	5.789	(1.119)	9205	81.2257	16.245
	45 Dibromomethane	93	5.777	5.789	(1.114)	19338	2.56343	0.5127
	46 Bromodichloromethane	83	5.907	5.907	(1.139)	35844	2.30785	0.4616
	47 2-Chloroethyl vinyl ether	63	6.156	6.156	(1.187)	24228	3.07782	0.6156
	48 cis-1,3-Dichloropropene	75	6.298	6.298	(1.214)	39859	2.08655	0.4173
	49 4-Methyl-2-pentanone	43	6.416	6.416	(1.237)	48167	3.85624	0.7712
	50 Toluene	91	6.594	6.594	(0.840)	152206	3.00048	0.6001(R)
	51 trans-1,3-Dichloropropene	75	6.771	6.771	(0.863)	37431	2.37597	0.4752
	52 Ethyl Methacrylate	69	6.842	6.842	(0.872)	30606	2.12557	0.4251
	53 1,1,2-Trichloroethane	97	6.949	6.949	(0.885)	34231	3.10143	0.6203
	54 1,3-Dichloropropane	76	7.102	7.102	(0.905)	54919	2.64148	0.5283
	55 Tetrachloroethene	164	7.091	7.091	(0.904)	30978	3.09447	0.6189
	56 2-Hexanone	43	7.162	7.162	(0.913)	34709	4.29804	0.8596
	57 Dibromochloromethane	129	7.315	7.304	(0.932)	19181	1.93043	0.3861
	58 1,2-Dibromoethane	107	7.422	7.422	(0.946)	28052	2.58427	0.5168
	59 Chlorobenzene	112	7.872	7.872	(1.003)	100234	2.70135	0.5403(R)
	60 1,1,1,2-Tetrachloroethane	131	7.943	7.943	(1.012)	30656	2.66792	0.5336
	61 Ethylbenzene	106	7.966	7.966	(1.015)	43018	2.24785	0.4496
	62 m + p-Xylene	106	8.073	8.073	(1.029)	101921	4.09557	0.8191
M	63 Xylenes (total)	106				147912	6.07405	1.215
	64 Xylene-o	106	8.451	8.451	(1.077)	45991	1.97847	0.3957
	65 Styrene	104	8.463	8.463	(1.078)	75888	1.85343	0.3707
	66 Bromoform	173	8.653	8.653	(1.103)	13671	2.31691	0.4634
	67 Isopropylbenzene	105	8.806	8.806	(1.122)	106301	1.96501	0.3930
	68 1,1,2,2-Tetrachloroethane	83	9.079	9.079	(0.900)	45675	2.91562	0.5831
	69 1,4-Dichloro-2-butene	53	Compound Not Detected.					
	70 1,2,3-Trichloropropane	110	9.126	9.138	(0.905)	13648	3.05142	0.6103
	71 Bromobenzene	156	Compound Not Detected.					
	72 n-Propylbenzene	120	9.197	9.197	(0.912)	37545	2.23877	0.4478
	73 2-Chlorotoluene	126	9.291	9.292	(0.921)	34721	2.28243	0.4565
	74 1,3,5-Trimethylbenzene	105	9.374	9.374	(0.930)	100795	1.90480	0.3810
	75 4-Chlorotoluene	126	9.398	9.398	(0.932)	34392	2.17258	0.4345

76 tert-Butylbenzene	119	9.694	9.694 (0.961)	85457	1.93780	0.3876
77 1,2,4-Trimethylbenzene	105	9.741	9.741 (0.966)	103870	1.88441	0.3769

Data File: \\cansvr11\dd\chem\MSV\a3ux11.i\J80107A.b\UXJ8941.D
Report Date: 07-Jan-2008 12:28

Compounds	QUANT SIG MASS	RT	EXP RT	REL RT	RESPONSE	CONCENTRATIONS ON-COLUMN (ng)	FINAL (ug/L)
78 sec-Butylbenzene	105	9.907	9.907	(0.982)	131536	2.03441	0.4069
79 4-Isopropyltoluene	119	10.049	10.049	(0.996)	94202	1.78616	0.3572
80 1,3-Dichlorobenzene	146	10.025	10.025	(0.994)	82418	2.65130	0.5303
81 1,4-Dichlorobenzene	146	10.108	10.108	(1.002)	90581	2.75413	0.5508
82 n-Butylbenzene	91	10.451	10.451	(1.036)	102565	2.17187	0.4344
83 1,2-Dichlorobenzene	146	10.487	10.487	(1.040)	80486	2.66056	0.5321
84 1,2-Dibromo-3-chloropropane	157	11.256	11.256	(1.116)	5116	2.37434	0.4749
85 1,2,4-Trichlorobenzene	180	12.084	12.084	(1.198)	49084	2.67064	0.5341
86 Hexachlorobutadiene	225	12.262	12.250	(1.216)	23721	3.10241	0.6205
87 Naphthalene	128	12.333	12.333	(1.223)	74730	1.89193	0.3784
88 1,2,3-Trichlorobenzene	180	12.581	12.581	(1.248)	41838	2.54262	0.5085
14 Dichlorofluoromethane	67	Compound Not Detected.					
89 Ethyl Ether	59	Compound Not Detected.					
91 3-Chloropropene	76	3.008	3.091	(0.580)	111518	17.5569	3.511
92 Isopropyl Ether	87	Compound Not Detected.					
93 2-Chloro-1,3-butadiene	53	Compound Not Detected.					
94 Propionitrile	54	Compound Not Detected.					
95 Ethyl Acetate	43	4.239	4.286	(0.817)	35045	3.10407	0.6208
96 Methacrylonitrile	41	Compound Not Detected.					
97 Isobutanol	41	4.712	4.842	(0.600)	41466	74.5319	14.906
99 n-Butanol	56	Compound Not Detected.					
100 Methyl Methacrylate	41	5.671	5.754	(1.094)	52655	4.45396	0.8908
101 2-Nitropropane	41	Compound Not Detected.					
98 Cyclohexane	56	4.712	4.712	(0.909)	69896	2.76192	0.5524
103 Cyclohexanone	55	8.901	8.901	(0.883)	1266	2.92326	0.5846
143 Methyl Acetate	43	3.103	3.103	(0.598)	40455	3.70374	0.7407
144 Methylcyclohexane	83	5.659	5.671	(1.091)	51636	2.53271	0.5065
141 1,3,5-Trichlorobenzene	180	11.469	11.469	(1.137)	54572	2.61248	0.5225
150 Vinyl Acetate-86	86	3.789	3.789	(0.731)	5744	3.03276	0.6066(a)
146 2-Methylnaphthalene	142	13.634	13.634	(1.352)	1053	0.04439	0.008878
155 t-Butyl ethyl ether	59	Compound Not Detected.					
156 t-Amyl methyl ether	73	5.185	5.044	(1.000)	21946	1.52704	0.3054(a)
157 1,2,3-Trimethylbenzene	105	10.155	10.155	(1.007)	1508	2.96812	0.5936(a)

QC Flag Legend

a - Target compound detected but, quantitated amount
Below Limit Of Quantitation(BLOQ).
R - Spike/Surrogate failed recovery limits.

Data File: \\cansvr11\dd\chem\MSV\a3ux11.i\J80107A.b\UXJ8941.D
Report Date: 07-Jan-2008 12:28

TestAmerica North Canton

INTERNAL STANDARD COMPOUNDS
AREA AND RT SUMMARY

Instrument ID: a3ux11.i
Lab File ID: UXJ8941.D
Lab Smp Id: QCMDL
Analysis Type: VOA
Quant Type: ISTD
Operator: 43582
Calibration Date: 07-JAN-2008
Calibration Time: 10:17
Level: LOW
Sample Type: WATER
Method File: \\cansvr11\dd\chem\MSV\a3ux11.i\J80107A.b\8260LLUX11.m
Misc Info: J80107A,8260LLUX11,,43582,3

		AREA LIMIT			
COMPOUND	STANDARD	LOWER	UPPER	SAMPLE	%DIFF
1 Fluorobenzene	1827769	913885	3655538	1623551	-11.17
2 Chlorobenzene-d5	1539595	769798	3079190	1352801	-12.13
3 1,4-Dichlorobenze	976818	488409	1953636	762467	-21.94

		RT LIMIT			
COMPOUND	STANDARD	LOWER	UPPER	SAMPLE	%DIFF
1 Fluorobenzene	5.19	4.69	5.69	5.19	-0.00
2 Chlorobenzene-d5	7.85	7.35	8.35	7.85	-0.00
3 1,4-Dichlorobenze	10.08	9.58	10.58	10.08	-0.00

AREA UPPER LIMIT = +100% of internal standard area.
AREA LOWER LIMIT = - 50% of internal standard area.
RT UPPER LIMIT = + 0.50 minutes of internal standard RT.
RT LOWER LIMIT = - 0.50 minutes of internal standard RT.

UX11
Batch # 8037085 (4/3)

TestAmerica-North Canton
GC/MS VOA Run Log

8260
25ml

Date: 2/5/08

Column	BFB	Analysis	Purge & Trap
Type: DB624	100 C for 0.1 min	40 C for 2 min	Trap: #10
Length 20 M	to 200 C @ 20 C/min	to 200 C @ 15 C/min	Purge: 11
I.D. 0.18 mm	Hold -- min	to -- C @ -- C/min	Desorb: 1 min @240 C
Flow Rate 0.4ml/min	IS # V6173 SS # V6219	Hold 3 min	Bake: 5 min @ 250 C
			Heated purge: Yes No

Auto num	Sample ID Workorder#	Method	File Name	Am purged	Std number/ Sample prep	Comments	Sample status
1	BFB		BFB015	50mg	V5802	dirty (8:18)	on
1	V0 7 STD		UCJ0296		V6260, 7071	J80201	on
2	AR STD		99		V6262,70	J71014	on
3	QC MRL		98	5mg		opener	on
4	LCS	LCL HC	99	50mg	V6209		on
5	LCSD		9300				on
6	BLANK		01	5ml			on
7	LF9QK1AA	AR Mix	02				on
8	LF9QK1AC	(S)	03		1 50mg		on
9	LF9QK1AD	(D)	04				on
10	LF9QQ1AA		05				on
11	LF9QT1AA		06				on
12	LF9QW1AA		07				on
13	LF9QX1AA		08				on
14	LF9QY1AA		09				on
15	LF9QZ1AA		10				on
16	LF9Q31AA		11				on
17	LF9Q51AA		12				on
18	LF9Q71AA		13				on
19	LF9Q81AA		14				on
20	LF9RC1AA		15				on
21	LF9RE1AA		16				on
22	LF9RG1AA		17				on
23	LF9RK1AA		18				on
24	LF9RM1AA		19				on
25	LF93H1AC		20				on
26	LF93K1AC		21				on
27	LF93L1AE		22				on
28	LF93L1AF	(S)	23		1 50mg		on
29	LF93L1AG	(D)	24				on
30	LF93M1AA		25				on
31	QC MRL		26	5mg		auto, true close	on

3001102
3001256

0.H2O5H
H3O0

Analyst: [signature]
Level 2 review: [signature] Date: [illegible]

PDF Made: ✓

QC Outlier Report: Trip Blank

Lab Reporting Batch : A8A300102
Method/Preparation Batch : 8037085 / 8037085
Client Sample ID : FWGTEAM1-TRIP
Lab Sample ID : A8A300102010

Lab ID: STLCAN
Analysis Date : 02/05/2008
Preparation Date : 02/05/2008
Preparation Type : 5030B

Analysis Method : 8260B

4-Methyl-2-pentanone	Result	Reporting Limit	Units	Lab Qual	Comments
Trip Blank Result: TB1	0.36	10	ug/L	J	

4-Methyl-2-pentanone contamination found in the trip blank did not qualify any samples.

Acetone	Result	Reporting Limit	Units	Lab Qual	Comments
Trip Blank Result: TB1	4.4	10	ug/L	J	Common Contaminant

Acetone contamination found in the trip blank did not qualify any samples.

4-Methyl-2-pentanone	Result	Reporting Limit	Units	Lab Qual	Comments
Trip Blank Result: TB2	0.36	10	ug/L	J	

4-Methyl-2-pentanone contamination found in the trip blank did not qualify any samples.

Acetone	Result	Reporting Limit	Units	Lab Qual	Comments
Trip Blank Result: TB2	5.3	10	ug/L	J	Common Contaminant

Acetone contamination found in the trip blank did not qualify any samples.

Acetone	Result	Reporting Limit	Units	Lab Qual	Comments
Trip Blank Result: TB3	6.3	10	ug/L	J	Common Contaminant

Acetone contamination found in the trip blank did not qualify any samples.

SDG: A8A300102
Date/Time check: 2/5/08 @0849

VOC Analyte	%D
Chloromethane	1.74684
Vinyl Chloride	4.43711
Bromomethane	-3.34706
Chloroethane	-4.5763
1,1-Dichloroethene	-8.77564
Acetone	**-165**
Methylene Chloride	7.73336
Carbon Disulide	-2.53089
trans-1,2-Dichloroethene	5.17393
1,1-Dichloroethane	1.9692
cis-1,2-Dichloroethene	9.14778
1,2-Dichloroethene total	7.18993
2-Butanone	-34.36641
Bromochloromethane	6.28783
Chloroform	3.507
1,1,1-Trichloroethane	15.48266
Carbon Tetrachloride	1.91097
Benzene	3.97509
1,2-Dichloroethane	2.6795
Trichloroethene	6.56079
1,2-Dichloropropane	5.06097
Bromodichloromethane	4.56422
cis-1,3-Dichloropropene	7.19839
4-Methyl-2-pentanone	9.36554
Toluene	9.92699
trans-1,3-Dichloropropene	12.80266
1,1,2-Trichloroethane	11.52765
Tetrachloroethene	8.79935
2-Hexanone	10.82421
Dibromochloromethane	9.62213
Chlorobenzene	6.4758
Ethylbenzene	10.30869
m,p- Xylenes	8.84178
o- Xylenes	8.88782
Total Xylenes	8.85669
Styrene	9.64078
Bromoform	13.85907
1,1,2,2-Tetrachloroethane	12.46611
AVG %D	0.743014

GCMS SEMIVOLATILE DATA

Ravenna, OH Data Review Checklist

Project Number: 030240.0006.05
Sample Event: January 2008
Data Reviewer/Date: Angye Dragotta/ March 3, 2008

SDG: A8A300102 R0
Analysis: SW846 8270C (including PAH's)

Review Questions:	Yes	No	N/A	Comments	Qual/Criteria
1. Did Chain-of-Custody information agree with laboratory report?	✓			COC#: 074035,336179,117233;	
2. Were samples preserved properly and received in good condition?	✓			Sample coolers were received between 0.9 and 5.1°C. Upon receipt, it was documented by the laboratory, that the samples were not frozen and received in good condition. No qualifications were made to sample results based on temperatures less than 2°C.	QAPP Table 4-2
3. Were samples extracted using the correct preparation, clean-up methods?	✓				QAPP Table 4-2
4. Were samples extracted within required holding times (7 days - water)?		✓		Samples collected 1/29/08 and extracted on 1/31/08(8031049), 2/6/08(8037333) and 2/8/08(8039100). Surrogate failure for FWGLL12mw-188C-0595-GW in batch 8031049, triggered re-extraction in batch 8037333 on 2/6/08. Due to LCS outliers in 8031049, all samples were reextracted on 2/8/08. All analytes were reported from first analysis with the exception of 2,4-Dinitrophenol and 4,6-dinitro-2-methylphenol. Re-extraction was performed outside hold time (<2x) and all sample results for 2,4-Dinitrophenol and 4,6-dinitro-2-methylphenol were flagged estimated, "UJ".	QAPP Table 4-2 J/UJ/R
5. Were samples analyzed within required holding times (40 days after extraction)?	✓			Samples analyzed on 2/5/08, 2/8/08 and 2/13/08.	QAPP Table 4-2 J/UJ/R
6. Were sample storage requirements met?	✓				QAPP Table 4-2
7. Were QAPP specified PQLs achieved?	✓				QAPP Table 3-4 and 3-6
8. Were all QAPP-specified target analytes reported?	✓				QAPP Table 3-4 and 3-6
9. Was the GC/MS system tuned with decafluorotriphenylphosphine (DFTPP)?	✓				LCG Table 2
10. Were the criteria met during each 12 hour shift?	✓			Instrument A4HP7: 1/31/08 @ 1314, 2/5/08@0931, Instrument A4HP9: 1/29/08@1342, 2/8/08 @0929, Instrument A4AG2: 2/13/08 @1030	LCG Table 2
11. Did the initial calibration curve consist of 5 concentration levels, with the low standard near but above the MDL?	✓			Instrument A4HP9, ICAL 1/29/08 @1735 Instrument A4HP7 ICAL 1/31/08@1454 Instrument A4AG2, ICAL 2/13/08 stds = 0.05, 0.25, 0.50, 1.0, 2.5, 5.0, 7.5, 10.0, 12.5 ng on column	LCG Table 2 R
12. Did the Calibration Check Compounds (CCCs) (see Table 1 below) relative standard deviation (%RSD) ≤ 30%?	✓				LCG Table 2 R

Ravenna, OH Data Review Checklist

Project Number: 030240.0006.05
Sample Event: January 2008
Data Reviewer/Date: Angye Dragotta/ March 3, 2008

SDG: A8A300102 R0
Analysis: SW846 8270C (including PAH's)

Review Questions:	Yes	No	N/A	Comments	Qual/Criteria
13. Were the minimum response factors (RFs) for the System Performance Check Compounds (SPCCs) (see Table 2 below) met?	✓				LCG Table 2 R
14. Was each target analyte <15 % RSD, or was the average RSD <15%?	✓			A4HP9: Benzoic acid =21.99%RSD, 2,6-dinitrotoluene= 15.297% RSD, 2,4-dinitrophenol= 20.241%RSD and pentachlorophenol=19.486% RSD. Average RSD <15%. A4HP7: all <15%RSD-Average fit. Instrument A4AG2: benzoic acid =24.052% RSD, 2,4-dinitrophenol= 20.403% RSD, 4,6-dinitro-2-methylphenol % RSD=15.2% and pentachlorophenol=16.1% RSD. Average RSD<15%. 4-chloroaniline and benzoic acid had manual integrations for all curve levels. Per LCG, "manual integration is NOT acceptable for initial calibrations, except for the low level calibration concentrations (1st and 2nd point of the curve.)" No qualifications made, as LCG does not specifically address flagging criteria.	LCG Table 2 15% <RSD< 30% = J/UJ
15. If a different calibration option was used, was the correlation coefficient (r^2) or coefficient of determination (COD) (r) ≥0.99?	✓			A4AG2: Benzoic acid, 2,4-Dinitrophenol, 4,6-dinitro-2-methylphenol and pentachlorophenol used quadratic fit with CODs >0.99. No qualifications made. A4HP9: Benzoic acid, 2,6-Dinitrotoluene, 2,4-Dinitrophenol, and Pentachlorophenol used quadratic fit with CODs > 0.99. No qualifications were made.	LCG Table 2 r<0.99=-J/R
16. Was a MDL Level Verification performed once per quarter with all target analytes detected?	✓			A4HP7: 1/31/08 @ 1354, 1454, 1434 Inst a4hp9 1/22/08@1229, 1329 A4AG2: 2/11/08@ 1758, 1740	LCG Table 2 R
17. Was a MRL Level Verification run at the beginning and end of the sequence or every 12 hours?	✓			A4HP7: 2/5/08 @ 1030 & 1846; A4HP9: 2/8/08 @1011, 1835 A4AG2: 2/13/08 @ 1337 and 1836	LCG Table 2
18. Were the QC/MRL recoveries 70-130%?		✓		A4HP7: 2/5/08 @1846 Pentachlorophenol recovered at 64.55% and 2,4-Dinitrophenol@54.94%. Sample results for pentachlorophenol flagged as estimated, "UJ". No qualifications made for 2,4-dinitrophenol since analysis of 2,4-dinitrophenol occurred on 2/8/08 and 2/13/08. A4HP9: 2/8/08@1835; Benzoic acid %R= 62.27%, 4,6-Dinitro-2-methylphenol %R= 60.14%, 2,4-Dinitrophenol=51.82% and 4-Nitrophenol=62.08%. 2,4-Dinitrophenol and 4,6-Dinitro-2-Methylphenol results flagged estimated," UJ". Sample results analyzed on 2/8/08 only evaluated for 2,4-Dinitrophenol and 4,6-Dinitro-2-Methylphenol. No qualifications required for 4-nitrophenol and benzoic acid.	LCG Table 2 >130%=J; 50-70%=J/UJ; <50%=J/R

Ravenna, OH Data Review Checklist

Project Number: 030240.0006.05
Sample Event: January 2008
Data Reviewer/Date: Angye Dragotta/ March 3, 2008

SDG: A8A300102 R0
Analysis: SW846 8270C (including PAH's)

Review Questions:	Yes	No	N/A	Comments	Qual/Criteria
				A4AG2: 2/13/08@1836; 4,6-Dinitro-2-Methylphenol %R = 63.07% and 2,4-dinitrophenol %R= 66.39%. Samples results for 2,4-dinitrophenol and 4,6-Dinitro-2-Methylphenol flagged as estimated, "UJ".	
19. Was a second source (ICV) verification analyzed after the ICAL? Were results 70-130%?	✓			A4HP7: 1/31/08 @ 1632, A4HP9: 1/29/07 @1734 A4AG2: 2/13/08 @ 1319,	LCG Table 2 >130%=J; 50-70%=J/UJ; <50%=J/R
20. Was a CCV analyzed every 12 hours?	✓			A4HP7: 2/5/08 @ 0950, A4HP9; 2/8/08 @ 0946	LCG Table 2
21. Was the percent difference (% D) for the CCCs ≤ 20%? (see Table 1) (% drift if regression fit model used)	✓				LCG Table 2
22. Were the minimum RFs for the SPCCs met? (see Table 2)	✓				LCG Table 2
23. Was the %Difference or %Drift ≤20% for all target analytes? OR was the average %D ≤20% with no individual analyte ≥30%D?	✓				LCG Table 2 Avg D>20% and D>30% =R; Avg %D<20% and D>30% =J D>30% (neg) = J/R D>30% (pos) = J
24. Were the internal standards added to every sample?	✓				LCG Table 2
25. Were the retention times for all IS compounds within ±30 seconds from the RT of the mid-point ICAL std?	✓				LCG Table 2 R
26. Did the areas of all IS compounds vary by no more than -50% to +100% from the ICAL EICP area?	✓				LCG Table 2 R
27. Was a method blank prepared and analyzed with each batch?	✓				LCG Table 2
28. Were all target analytes in the method blank <1/2 the MRL?	✓				LCG Table 2 <5/10x blank = B
29. Was a field blank collected and analyzed?	✓			FWGEQUIPRinse2-0610-GW	

Ravenna, OH Data Review Checklist

Project Number: 030240.0006.05
Sample Event: January 2008
Data Reviewer/Date: Angye Dragotta/ March 3, 2008

SDG: A8A300102 R0
Analysis: SW846 8270C (including PAH's)

Review Questions:	Yes	No	N/A	Comments	Qual/Criteria
31. Was a field duplicate analyzed?	✓			FWGLL3mw-DUP1-0602-GW was a field duplicate for FWGLL3mw-234C-0577-GW.	
32. Were the field duplicate RPDs ≤30%?	✓				QAPP Table 3-2 RPD >30=J
33. Was an LCS prepared and analyzed with each batch?	✓				LCG Table 2
34. Were the LCS recoveries within limits specified in LCG Appendix C?		✓		The following LCS outliers were noted: **8031049**-LCS -Benzoic acid recovered at 4.7%% (30-136%), hexachlorocyclopentadiene recovered at 18% (30-115%). Benzoic acid and hexachlorocyclopentadiene results were qualified non-usable "R". **8037333**- LCS evaluated for 2,4-Dinitrophenol and 4,6-Dinitro-2-methylphenol only. LCS for 2,4-Dinitrophenol recovered below control limits @25%(29-146) and the LCD recovered @34%. RPD was within acceptance criteria. Result for Sample FWGLL12mw-188c-0595-GW flagged unusable, "R". **8039100**- LCS/LCD evaluated for 2,4-Dinitrophenol and 4,6-Dinitro-2-methylphenol only. Results were within control limits.	LCG Appendix C >UL=J; 30%-LL=J/UJ; <30%=J/R
35. Was a MS/MSD pair prepared with each batch?	✓			A MS/MSD was extracted for batched 803149 and 8039100.	LCG Table 2
36. Was the MS/MSD parent sample a Ravenna sample?	✓			Sample FWGLL3mw-232c-0575-GW was the parent.	
37. Were MS/MSD recoveries 45-135% and RPD value ≤40%?		✓		A MS/MSD was extracted for batched 803149 and 8039100. All analytes were within control limits with the exception of benzoic acid and hexachlorocyclopentadiene, which were below control limits. As these analytes were deemed unusable due to LCS failures, no additional qualifiers were required.	LCG Table 2 Pj
38. Were surrogate recoveries within 50-150%?		✓		Samples FWGLL3mw-232c-0575-GW, FWGLL3mw-233c-0576-GW, FWGEQUIPRINSE2-610-GW, FWGLL3mw-240c-0580-GW, FWGLL3mw-189c-0596-GW, FWGLL4mw-193c-0583-GW, FWGLL4mw-195c-0585-GW and FWGLL4mw-194c-0584-GW had surrogate 2-fluorophenol recover below control limits (50%). No qualifications were made because LCG (Attachment A "Data Validation Guidelines, Section 2.10) allows one surrogate failure without qualification. The following samples had 2 or more surrogate failures. Samples FWGLL3mw-241c-0581-GW, FWGLL3mw-234c-0577-GW and FWGLL3mw-237c-0579-GW were qualified as estimated, "UJ". Sample FWGLL12mw-188c-0595-GW was qualified as estimated, "UJ" for all analytes with the exception of 2,4-Dinitrophenol and 4,6-Dinitro-2-methylphenol. Sample FWGLL3mw-DUP2-0602-GW was qualified as estimated, "UJ" for 2,4-Dinitrophenol and	LCG Table 2 >150%=J; 10% -50%=J/UJ; <10%=J/R

Project Number: 030240.0006.05
Sample Event: January 2008
Data Reviewer/Date: Angye Dragotta/ March 3, 2008

SDG: A8A300102 R0
Analysis: SW846 8270C (including PAH's)

Review Questions:	Yes	No	N/A	Comments	Qual/Criteria
				4,6-Dinitro-2-methylphenol only.	
39. Were reported sample concentrations within calibration range?	✓				
40. Were laboratory-generated Quality Control Exception Reports issued? If yes, summarize contents.		✓			
41. Were lab comments included in report? If yes, summarize contents.	✓			See narrative regarding LCS & MS outliers.	

References:

Louisville Chemistry Guidelines (LCG), USACE June 2002 version 5; Section I "Chemical Analysis Criteria" Table 2 and Attachment A "Data Validation Guidelines:

Final Quality Assurance Project Plan (QAPP) Addendum for the Facility-Wide Groundwater Monitoring Program Ravenna Army Ammunition Plant, Ravenna, OH, Portage Environmental September 2004

Additional Comments:
It was noticed subsequent to data verification that sample FWGLL3mw-189c-0596-GW/GF was incorrectly identified. The data was reported with the incorrect sample ID. The correct sample ID is FWGLL12mw-189c-0596-GW/GF.

Table 1: CCCs

Base / Neutral Compunds	Acid Compounds
Acenaphthalene	4-Chloro-3-methylphenol
1,4-Dichlorobenzene	2,4-Dichlorophenol
Hexachlorobutadiene	2-Nitrophenol
N-Nitrosodiphehylamine	Phenol
Di-n-octylphthalate	Pentachlorophenol
Fluoroanthene	2,4,6-Trichlorophenol
Benzo(a)pyrene	

(All analytes if CCCs not included in standard)

Table 2: SPCCs

N-Nitroso-di-n-propylamine	0.050

Project Number: 030240.0006.05
Sample Event: January 2008
Data Reviewer/Date: Angye Dragotta/ March 3, 2008

SDG: A8A300102 R0
Analysis: SW846 8270C (including PAH's)

Hexachlorocyclopentadiene	0.050
2,4-Dinitrophenol	0.050
4-Nitrophenol	0.050

Environmental Quality Mgt., Inc.

Client Sample ID: FWGLL3mw-232C-0575-GW

GC/MS Semivolatiles

Lot-Sample #...: A8A300102-001 **Work Order #...:** KF9QK1AE **Matrix.....:** WG
Date Sampled...: 01/29/08 09:20 **Date Received..:** 01/30/08
Prep Date.....: 01/31/08 **Analysis Date..:** 02/05/08
Prep Batch #...: 8031049
Dilution Factor: 1 **Initial Wgt/Vol:** 1050 mL **Final Wgt/Vol..:** 2 mL
Method.....: SW846 8270C

PARAMETER	RESULT	REPORTING LIMIT	UNITS	MDL
Benzoic acid	ND	10	ug/L	4.4
Benzyl alcohol	ND	5.0	ug/L	0.49
Phenol	ND	1.0	ug/L	0.96
bis(2-Chloroethyl)-ether	ND	1.0	ug/L	0.088
2-Chlorophenol	ND	1.0	ug/L	0.039
1,3-Dichlorobenzene	ND	1.0	ug/L	0.53
1,4-Dichlorobenzene	ND	1.0	ug/L	0.52
1,2-Dichlorobenzene	ND	1.0	ug/L	0.59
2-Methylphenol	ND	1.0	ug/L	0.56
2,2'-oxybis(1-Chloro-propane)	ND	1.0	ug/L	0.52
4-Methylphenol	ND	1.0	ug/L	0.64
N-Nitrosodi-n-propyl-amine	ND	1.0	ug/L	0.53
Hexachloroethane	ND	1.0	ug/L	0.58
Nitrobenzene	ND	1.0	ug/L	0.053
Isophorone	ND	1.0	ug/L	0.50
2-Nitrophenol	ND	2.0	ug/L	1.3
2,4-Dimethylphenol	ND	2.0	ug/L	0.56
bis(2-Chloroethoxy) methane	ND	1.0	ug/L	0.49
2,4-Dichlorophenol	ND	2.0	ug/L	1.1
1,2,4-Trichloro-benzene	ND	1.0	ug/L	0.59
Naphthalene	ND	0.20	ug/L	0.069
4-Chloroaniline	ND	2.0	ug/L	0.56
Hexachlorobutadiene	ND	1.0	ug/L	0.51
4-Chloro-3-methylphenol	ND	2.0	ug/L	0.41
2-Methylnaphthalene	ND	0.20	ug/L	0.061
Hexachlorocyclopenta-diene	ND	10	ug/L	0.74
2,4,6-Trichloro-phenol	ND	5.0	ug/L	1.4
2,4,5-Trichloro-phenol	ND	5.0	ug/L	0.96
2-Chloronaphthalene	ND	1.0	ug/L	0.62
2-Nitroaniline	ND	2.0	ug/L	0.43

(Continued on next page)

Environmental Quality Mgt., Inc.

Client Sample ID: FWGLL3mw-232C-0575-GW

GC/MS Semivolatiles

Lot-Sample #...: A8A300102-001 Work Order #...: KF9QK1AE Matrix.....: WG

PARAMETER	RESULT	REPORTING LIMIT	UNITS	MDL
Dimethyl phthalate	ND	1.0	ug/L	0.44
Acenaphthylene	ND	0.20	ug/L	0.054
2,6-Dinitrotoluene	ND	5.0	ug/L	0.47
3-Nitroaniline	ND	2.0	ug/L	0.67
Acenaphthene	ND	0.20	ug/L	0.054
4-Nitrophenol	ND	5.0	ug/L	0.63
Dibenzofuran	ND	1.0	ug/L	0.54
2,4-Dinitrotoluene	ND	5.0	ug/L	0.40
Diethyl phthalate	ND	1.0	ug/L	0.63
4-Chlorophenyl phenyl ether	ND	2.0	ug/L	0.55
Fluorene	ND	0.20	ug/L	0.043
4-Nitroaniline	ND	2.0	ug/L	0.47
N-Nitrosodiphenylamine	ND	1.0	ug/L	0.46
4-Bromophenyl phenyl ether	ND	2.0	ug/L	0.52
Hexachlorobenzene	ND	0.20	ug/L	0.065
Pentachlorophenol	ND	5.0	ug/L	0.48
Phenanthrene	ND	0.20	ug/L	0.087
Anthracene	ND	0.20	ug/L	0.054
Carbazole	ND	1.0	ug/L	0.54
Di-n-butyl phthalate	ND	1.0	ug/L	0.61
Fluoranthene	ND	0.20	ug/L	0.036
Pyrene	ND	0.20	ug/L	0.048
Butyl benzyl phthalate	ND	1.0	ug/L	0.51
3,3'-Dichlorobenzidine	ND	5.0	ug/L	0.48
Benzo(a)anthracene	ND	0.20	ug/L	0.052
Chrysene	ND	0.20	ug/L	0.048
bis(2-Ethylhexyl) phthalate	**4.3 J**	**10**	**ug/L**	**0.88**
Di-n-octyl phthalate	ND	1.0	ug/L	0.39
Benzo(b)fluoranthene	ND	0.20	ug/L	0.049
Benzo(k)fluoranthene	ND	0.20	ug/L	0.049
Benzo(a)pyrene	ND	0.20	ug/L	0.048
Indeno(1,2,3-cd)pyrene	ND	0.20	ug/L	0.065
Dibenz(a,h)anthracene	ND	0.20	ug/L	0.039
Benzo(ghi)perylene	ND	0.20	ug/L	0.053

SURROGATE	PERCENT RECOVERY	RECOVERY LIMITS
Nitrobenzene-d5	70	(50 - 150)
2-Fluorobiphenyl	68	(50 - 150)
Terphenyl-d14	85	(50 - 150)
Phenol-d5	59	(50 - 150)
2-Fluorophenol	28 *	(50 - 150)
2,4,6-Tribromophenol	67	(50 - 150)

(Continued on next page)

Environmental Quality Mgt., Inc.

Client Sample ID: FWGLL3mw-232C-0575-GW

GC/MS Semivolatiles

Lot-Sample #...: A8A300102-001 **Work Order #...:** KF9QK1AE **Matrix.....:** WG

NOTE(S):

* Surrogate recovery is outside stated control limits.

J Estimated result. Result is less than RL.

Environmental Quality Mgt., Inc.

Client Sample ID: FWGLL3mw-232C-0575-GW

GC/MS Semivolatiles

Lot-Sample #...: A8A300102-001 **Work Order #...:** KF9QK2AE **Matrix.....:** WG
Date Sampled...: 01/29/08 09:20 **Date Received..:** 01/30/08
Prep Date.....: 02/08/08 **Analysis Date..:** 02/13/08
Prep Batch #...: 8039100
Dilution Factor: 1 **Initial Wgt/Vol:** 940 mL **Final Wgt/Vol..:** 2 mL
Method.....: SW846 8270C

PARAMETER	RESULT	REPORTING LIMIT	UNITS	MDL
2,4-Dinitrophenol	ND	5.0	ug/L	3.5
4,6-Dinitro-2-methylphenol	ND	5.0	ug/L	0.27

SURROGATE	PERCENT RECOVERY	RECOVERY LIMITS
Nitrobenzene-d5	68	(50 - 150)
2-Fluorobiphenyl	64	(50 - 150)
Terphenyl-d14	80	(50 - 150)
Phenol-d5	56	(50 - 150)
2-Fluorophenol	34 *	(50 - 150)
2,4,6-Tribromophenol	67	(50 - 150)

NOTE(S):

* Surrogate recovery is outside stated control limits.

Environmental Quality Mgt., Inc.

Client Sample ID: FWGLL3mw-233C-0576-GW

GC/MS Semivolatiles

Lot-Sample #...: A8A300102-003 **Work Order #...:** KF9QQ1AC **Matrix.....:** WG
Date Sampled...: 01/29/08 12:10 **Date Received..:** 01/30/08
Prep Date.....: 01/31/08 **Analysis Date..:** 02/05/08
Prep Batch #...: 8031049
Dilution Factor: 1 **Initial Wgt/Vol:** 930 mL **Final Wgt/Vol..:** 2 mL
Method.....: SW846 8270C

PARAMETER	RESULT	REPORTING LIMIT	UNITS	MDL
Benzoic acid	ND	10	ug/L	4.4
Benzyl alcohol	ND	5.0	ug/L	0.49
Phenol	ND	1.0	ug/L	0.96
bis(2-Chloroethyl)-ether	ND	1.0	ug/L	0.088
2-Chlorophenol	ND	1.0	ug/L	0.039
1,3-Dichlorobenzene	ND	1.0	ug/L	0.53
1,4-Dichlorobenzene	ND	1.0	ug/L	0.52
1,2-Dichlorobenzene	ND	1.0	ug/L	0.59
2-Methylphenol	ND	1.0	ug/L	0.56
2,2'-oxybis(1-Chloro-propane)	ND	1.0	ug/L	0.52
4-Methylphenol	ND	1.0	ug/L	0.64
N-Nitrosodi-n-propyl-amine	ND	1.0	ug/L	0.53
Hexachloroethane	ND	1.0	ug/L	0.58
Nitrobenzene	ND	1.0	ug/L	0.053
Isophorone	ND	1.0	ug/L	0.50
2-Nitrophenol	ND	2.0	ug/L	1.3
2,4-Dimethylphenol	ND	2.0	ug/L	0.56
bis(2-Chloroethoxy) methane	ND	1.0	ug/L	0.49
2,4-Dichlorophenol	ND	2.0	ug/L	1.1
1,2,4-Trichloro-benzene	ND	1.0	ug/L	0.59
Naphthalene	ND	0.20	ug/L	0.069
4-Chloroaniline	ND	2.0	ug/L	0.56
Hexachlorobutadiene	ND	1.0	ug/L	0.51
4-Chloro-3-methylphenol	ND	2.0	ug/L	0.41
2-Methylnaphthalene	ND	0.20	ug/L	0.061
Hexachlorocyclopenta-diene	ND	10	ug/L	0.74
2,4,6-Trichloro-phenol	ND	5.0	ug/L	1.4
2,4,5-Trichloro-phenol	ND	5.0	ug/L	0.96
2-Chloronaphthalene	ND	1.0	ug/L	0.62
2-Nitroaniline	ND	2.0	ug/L	0.43

(Continued on next page)

Environmental Quality Mgt., Inc.

Client Sample ID: FWGLL3mw-233C-0576-GW

GC/MS Semivolatiles

Lot-Sample #...: A8A300102-003 **Work Order #...:** KF9QQ1AC **Matrix.....:** WG

PARAMETER	RESULT	REPORTING LIMIT	UNITS	MDL
Dimethyl phthalate	ND	1.0	ug/L	0.44
Acenaphthylene	ND	0.20	ug/L	0.054
2,6-Dinitrotoluene	ND	5.0	ug/L	0.47
3-Nitroaniline	ND	2.0	ug/L	0.67
Acenaphthene	ND	0.20	ug/L	0.054
4-Nitrophenol	ND	5.0	ug/L	0.63
Dibenzofuran	ND	1.0	ug/L	0.54
2,4-Dinitrotoluene	ND	5.0	ug/L	0.40
Diethyl phthalate	ND	1.0	ug/L	0.63
4-Chlorophenyl phenyl ether	ND	2.0	ug/L	0.55
Fluorene	ND	0.20	ug/L	0.043
4-Nitroaniline	ND	2.0	ug/L	0.47
N-Nitrosodiphenylamine	ND	1.0	ug/L	0.46
4-Bromophenyl phenyl ether	ND	2.0	ug/L	0.52
Hexachlorobenzene	ND	0.20	ug/L	0.065
Pentachlorophenol	ND	5.0	ug/L	0.48
Phenanthrene	ND	0.20	ug/L	0.087
Anthracene	ND	0.20	ug/L	0.054
Carbazole	ND	1.0	ug/L	0.54
Di-n-butyl phthalate	ND	1.0	ug/L	0.61
Fluoranthene	ND	0.20	ug/L	0.036
Pyrene	ND	0.20	ug/L	0.048
Butyl benzyl phthalate	ND	1.0	ug/L	0.51
3,3'-Dichlorobenzidine	ND	5.0	ug/L	0.48
Benzo(a)anthracene	ND	0.20	ug/L	0.052
Chrysene	ND	0.20	ug/L	0.048
bis(2-Ethylhexyl) phthalate	**1.2 J**	**10**	**ug/L**	**0.88**
Di-n-octyl phthalate	ND	1.0	ug/L	0.39
Benzo(b)fluoranthene	ND	0.20	ug/L	0.049
Benzo(k)fluoranthene	ND	0.20	ug/L	0.049
Benzo(a)pyrene	ND	0.20	ug/L	0.048
Indeno(1,2,3-cd)pyrene	ND	0.20	ug/L	0.065
Dibenz(a,h)anthracene	ND	0.20	ug/L	0.039
Benzo(ghi)perylene	ND	0.20	ug/L	0.053

SURROGATE	PERCENT RECOVERY	RECOVERY LIMITS
Nitrobenzene-d5	76	(50 - 150)
2-Fluorobiphenyl	74	(50 - 150)
Terphenyl-d14	94	(50 - 150)
Phenol-d5	65	(50 - 150)
2-Fluorophenol	37 *	(50 - 150)
2,4,6-Tribromophenol	76	(50 - 150)

(Continued on next page)

Environmental Quality Mgt., Inc.

Client Sample ID: FWGLL3mw-233C-0576-GW

GC/MS Semivolatiles

Lot-Sample #...: A8A300102-003 Work Order #...: KF9QQ1AC Matrix.....: WG

NOTE(S):

* Surrogate recovery is outside stated control limits.

J Estimated result. Result is less than RL.

Environmental Quality Mgt., Inc.

Client Sample ID: FWGLL3mw-233C-0576-GW

GC/MS Semivolatiles

Lot-Sample #...:	A8A300102-003	**Work Order #...:**	KF9QQ2AC	**Matrix.....:**	WG
Date Sampled...:	01/29/08 12:10	**Date Received..:**	01/30/08		
Prep Date.....:	02/08/08	**Analysis Date..:**	02/13/08		
Prep Batch #...:	8039100				
Dilution Factor:	1	**Initial Wgt/Vol:**	980 mL	**Final Wgt/Vol..:**	2 mL
		Method.....:	SW846 8270C		

PARAMETER	RESULT	REPORTING LIMIT	UNITS	MDL
2,4-Dinitrophenol	ND	5.0	ug/L	3.5
4,6-Dinitro-2-methylphenol	ND	5.0	ug/L	0.27

SURROGATE	PERCENT RECOVERY	RECOVERY LIMITS
Nitrobenzene-d5	78	(50 - 150)
2-Fluorobiphenyl	75	(50 - 150)
Terphenyl-d14	90	(50 - 150)
Phenol-d5	60	(50 - 150)
2-Fluorophenol	49 *	(50 - 150)
2,4,6-Tribromophenol	79	(50 - 150)

NOTE(S):

* Surrogate recovery is outside stated control limits.

Environmental Quality Mgt., Inc.

Client Sample ID: FWGLL3mw-241C-0581-GW

GC/MS Semivolatiles

Lot-Sample #...:	A8A300102-005	**Work Order #...:**	KF9QT1AC	**Matrix.....:**	WG
Date Sampled...:	01/29/08 13:40	**Date Received..:**	01/30/08		
Prep Date.....:	01/31/08	**Analysis Date..:**	02/05/08		
Prep Batch #...:	8031049				
Dilution Factor:	1	**Initial Wgt/Vol:**	930 mL	**Final Wgt/Vol..:**	2 mL
		Method.....:	SW846 8270C		

PARAMETER	RESULT	REPORTING LIMIT	UNITS	MDL
Benzoic acid	ND	10	ug/L	4.4
Benzyl alcohol	ND	5.0	ug/L	0.49
Phenol	ND	1.0	ug/L	0.96
bis(2-Chloroethyl)-ether	ND	1.0	ug/L	0.088
2-Chlorophenol	ND	1.0	ug/L	0.039
1,3-Dichlorobenzene	ND	1.0	ug/L	0.53
1,4-Dichlorobenzene	ND	1.0	ug/L	0.52
1,2-Dichlorobenzene	ND	1.0	ug/L	0.59
2-Methylphenol	ND	1.0	ug/L	0.56
2,2'-oxybis(1-Chloro-propane)	ND	1.0	ug/L	0.52
4-Methylphenol	ND	1.0	ug/L	0.64
N-Nitrosodi-n-propyl-amine	ND	1.0	ug/L	0.53
Hexachloroethane	ND	1.0	ug/L	0.58
Nitrobenzene	ND	1.0	ug/L	0.053
Isophorone	ND	1.0	ug/L	0.50
2-Nitrophenol	ND	2.0	ug/L	1.3
2,4-Dimethylphenol	ND	2.0	ug/L	0.56
bis(2-Chloroethoxy) methane	ND	1.0	ug/L	0.49
2,4-Dichlorophenol	ND	2.0	ug/L	1.1
1,2,4-Trichloro-benzene	ND	1.0	ug/L	0.59
Naphthalene	ND	0.20	ug/L	0.069
4-Chloroaniline	ND	2.0	ug/L	0.56
Hexachlorobutadiene	ND	1.0	ug/L	0.51
4-Chloro-3-methylphenol	ND	2.0	ug/L	0.41
2-Methylnaphthalene	ND	0.20	ug/L	0.061
Hexachlorocyclopenta-diene	ND	10	ug/L	0.74
2,4,6-Trichloro-phenol	ND	5.0	ug/L	1.4
2,4,5-Trichloro-phenol	ND	5.0	ug/L	0.96
2-Chloronaphthalene	ND	1.0	ug/L	0.62
2-Nitroaniline	ND	2.0	ug/L	0.43

(Continued on next page)

Environmental Quality Mgt., Inc.

Client Sample ID: FWGLL3mw-241C-0581-GW

GC/MS Semivolatiles

Lot-Sample #...: A8A300102-005 **Work Order #...:** KF9QT1AC **Matrix.....:** WG

PARAMETER	RESULT	REPORTING LIMIT	UNITS	MDL
Dimethyl phthalate	ND	1.0	ug/L	0.44
Acenaphthylene	ND	0.20	ug/L	0.054
2,6-Dinitrotoluene	ND	5.0	ug/L	0.47
3-Nitroaniline	ND	2.0	ug/L	0.67
Acenaphthene	ND	0.20	ug/L	0.054
4-Nitrophenol	ND	5.0	ug/L	0.63
Dibenzofuran	ND	1.0	ug/L	0.54
2,4-Dinitrotoluene	ND	5.0	ug/L	0.40
Diethyl phthalate	ND	1.0	ug/L	0.63
4-Chlorophenyl phenyl ether	ND	2.0	ug/L	0.55
Fluorene	ND	0.20	ug/L	0.043
4-Nitroaniline	ND	2.0	ug/L	0.47
N-Nitrosodiphenylamine	ND	1.0	ug/L	0.46
4-Bromophenyl phenyl ether	ND	2.0	ug/L	0.52
Hexachlorobenzene	ND	0.20	ug/L	0.065
Pentachlorophenol	ND	5.0	ug/L	0.48
Phenanthrene	ND	0.20	ug/L	0.087
Anthracene	ND	0.20	ug/L	0.054
Carbazole	ND	1.0	ug/L	0.54
Di-n-butyl phthalate	ND	1.0	ug/L	0.61
Fluoranthene	ND	0.20	ug/L	0.036
Pyrene	ND	0.20	ug/L	0.048
Butyl benzyl phthalate	ND	1.0	ug/L	0.51
3,3'-Dichlorobenzidine	ND	5.0	ug/L	0.48
Benzo(a)anthracene	ND	0.20	ug/L	0.052
Chrysene	ND	0.20	ug/L	0.048
bis(2-Ethylhexyl) phthalate	ND	10	ug/L	0.88
Di-n-octyl phthalate	ND	1.0	ug/L	0.39
Benzo(b)fluoranthene	ND	0.20	ug/L	0.049
Benzo(k)fluoranthene	ND	0.20	ug/L	0.049
Benzo(a)pyrene	ND	0.20	ug/L	0.048
Indeno(1,2,3-cd)pyrene	ND	0.20	ug/L	0.065
Dibenz(a,h)anthracene	ND	0.20	ug/L	0.039
Benzo(ghi)perylene	ND	0.20	ug/L	0.053

SURROGATE	PERCENT RECOVERY	RECOVERY LIMITS
Nitrobenzene-d5	73	(50 - 150)
2-Fluorobiphenyl	70	(50 - 150)
Terphenyl-d14	92	(50 - 150)
Phenol-d5	48 *	(50 - 150)
2-Fluorophenol	34 *	(50 - 150)
2,4,6-Tribromophenol	58	(50 - 150)

(Continued on next page)

Environmental Quality Mgt., Inc.

Client Sample ID: FWGLL3mw-241C-0581-GW

GC/MS Semivolatiles

Lot-Sample #...: A8A300102-005 Work Order #...: KF9QT1AC Matrix.....: WG

NOTE(S):

* Surrogate recovery is outside stated control limits.

Environmental Quality Mgt., Inc.

Client Sample ID: FWGLL3mw-241C-0581-GW

GC/MS Semivolatiles

Lot-Sample #...: A8A300102-005 **Work Order #...:** KF9QT2AC **Matrix.....:** WG
Date Sampled...: 01/29/08 13:40 **Date Received..:** 01/30/08
Prep Date.....: 02/08/08 **Analysis Date..:** 02/13/08
Prep Batch #...: 8039100
Dilution Factor: 1 **Initial Wgt/Vol:** 1010 mL **Final Wgt/Vol..:** 2 mL
Method.....: SW846 8270C

PARAMETER	RESULT	REPORTING LIMIT	UNITS	MDL
2,4-Dinitrophenol	ND	5.0	ug/L	3.5
4,6-Dinitro-2-methylphenol	ND	5.0	ug/L	0.27

SURROGATE	PERCENT RECOVERY	RECOVERY LIMITS
Nitrobenzene-d5	65	(50 - 150)
2-Fluorobiphenyl	53	(50 - 150)
Terphenyl-d14	86	(50 - 150)
Phenol-d5	47 *	(50 - 150)
2-Fluorophenol	30 *	(50 - 150)
2,4,6-Tribromophenol	88	(50 - 150)

NOTE(S):

* Surrogate recovery is outside stated control limits.

Environmental Quality Mgt., Inc.

Client Sample ID: FWGEQUIPRINSE2-0610-GW

GC/MS Semivolatiles

Lot-Sample #...: A8A300102-007 **Work Order #...:** KF9QW1AC **Matrix.....:** WQ
Date Sampled...: 01/29/08 14:40 **Date Received..:** 01/30/08
Prep Date.....: 01/31/08 **Analysis Date..:** 02/05/08
Prep Batch #...: 8031049
Dilution Factor: 1 **Initial Wgt/Vol:** 970 mL **Final Wgt/Vol..:** 2 mL
Method.....: SW846 8270C

PARAMETER	RESULT	REPORTING LIMIT	UNITS	MDL
Benzoic acid	ND	10	ug/L	4.4
Benzyl alcohol	ND	5.0	ug/L	0.49
Phenol	ND	1.0	ug/L	0.96
bis(2-Chloroethyl)-ether	ND	1.0	ug/L	0.088
2-Chlorophenol	ND	1.0	ug/L	0.039
1,3-Dichlorobenzene	ND	1.0	ug/L	0.53
1,4-Dichlorobenzene	ND	1.0	ug/L	0.52
1,2-Dichlorobenzene	ND	1.0	ug/L	0.59
2-Methylphenol	ND	1.0	ug/L	0.56
2,2'-oxybis(1-Chloro-propane)	ND	1.0	ug/L	0.52
4-Methylphenol	ND	1.0	ug/L	0.64
N-Nitrosodi-n-propyl-amine	ND	1.0	ug/L	0.53
Hexachloroethane	ND	1.0	ug/L	0.58
Nitrobenzene	ND	1.0	ug/L	0.053
Isophorone	ND	1.0	ug/L	0.50
2-Nitrophenol	ND	2.0	ug/L	1.3
2,4-Dimethylphenol	ND	2.0	ug/L	0.56
bis(2-Chloroethoxy) methane	ND	1.0	ug/L	0.49
2,4-Dichlorophenol	ND	2.0	ug/L	1.1
1,2,4-Trichloro-benzene	ND	1.0	ug/L	0.59
Naphthalene	ND	0.20	ug/L	0.069
4-Chloroaniline	ND	2.0	ug/L	0.56
Hexachlorobutadiene	ND	1.0	ug/L	0.51
4-Chloro-3-methylphenol	ND	2.0	ug/L	0.41
2-Methylnaphthalene	ND	0.20	ug/L	0.061
Hexachlorocyclopenta-diene	ND	10	ug/L	0.74
2,4,6-Trichloro-phenol	ND	5.0	ug/L	1.4
2,4,5-Trichloro-phenol	ND	5.0	ug/L	0.96
2-Chloronaphthalene	ND	1.0	ug/L	0.62
2-Nitroaniline	ND	2.0	ug/L	0.43

(Continued on next page)

Environmental Quality Mgt., Inc.

Client Sample ID: FWGEQUIPRINSE2-0610-GW

GC/MS Semivolatiles

Lot-Sample #...: A8A300102-007 **Work Order #...:** KF9QW1AC **Matrix.....:** WQ

PARAMETER	RESULT	REPORTING LIMIT	UNITS	MDL
Dimethyl phthalate	ND	1.0	ug/L	0.44
Acenaphthylene	ND	0.20	ug/L	0.054
2,6-Dinitrotoluene	ND	5.0	ug/L	0.47
3-Nitroaniline	ND	2.0	ug/L	0.67
Acenaphthene	ND	0.20	ug/L	0.054
4-Nitrophenol	ND	5.0	ug/L	0.63
Dibenzofuran	ND	1.0	ug/L	0.54
2,4-Dinitrotoluene	ND	5.0	ug/L	0.40
Diethyl phthalate	ND	1.0	ug/L	0.63
4-Chlorophenyl phenyl ether	ND	2.0	ug/L	0.55
Fluorene	ND	0.20	ug/L	0.043
4-Nitroaniline	ND	2.0	ug/L	0.47
N-Nitrosodiphenylamine	ND	1.0	ug/L	0.46
4-Bromophenyl phenyl ether	ND	2.0	ug/L	0.52
Hexachlorobenzene	ND	0.20	ug/L	0.065
Pentachlorophenol	ND	5.0	ug/L	0.48
Phenanthrene	ND	0.20	ug/L	0.087
Anthracene	ND	0.20	ug/L	0.054
Carbazole	ND	1.0	ug/L	0.54
Di-n-butyl phthalate	ND	1.0	ug/L	0.61
Fluoranthene	ND	0.20	ug/L	0.036
Pyrene	ND	0.20	ug/L	0.048
Butyl benzyl phthalate	ND	1.0	ug/L	0.51
3,3'-Dichlorobenzidine	ND	5.0	ug/L	0.48
Benzo(a)anthracene	ND	0.20	ug/L	0.052
Chrysene	ND	0.20	ug/L	0.048
bis(2-Ethylhexyl) phthalate	ND	10	ug/L	0.88
Di-n-octyl phthalate	ND	1.0	ug/L	0.39
Benzo(b)fluoranthene	ND	0.20	ug/L	0.049
Benzo(k)fluoranthene	ND	0.20	ug/L	0.049
Benzo(a)pyrene	ND	0.20	ug/L	0.048
Indeno(1,2,3-cd)pyrene	ND	0.20	ug/L	0.065
Dibenz(a,h)anthracene	ND	0.20	ug/L	0.039
Benzo(ghi)perylene	ND	0.20	ug/L	0.053

SURROGATE	PERCENT RECOVERY	RECOVERY LIMITS
Nitrobenzene-d5	75	(50 - 150)
2-Fluorobiphenyl	71	(50 - 150)
Terphenyl-d14	86	(50 - 150)
Phenol-d5	68	(50 - 150)
2-Fluorophenol	49 *	(50 - 150)
2,4,6-Tribromophenol	66	(50 - 150)

(Continued on next page)

Environmental Quality Mgt., Inc.

Client Sample ID: FWGEQUIPRINSE2-0610-GW

GC/MS Semivolatiles

Lot-Sample #...: A8A300102-007 Work Order #...: KF9QW1AC Matrix.....: WQ

NOTE(S):

* Surrogate recovery is outside stated control limits.

Environmental Quality Mgt., Inc.

Client Sample ID: FWGEQUIPRINSE2-0610-GW

GC/MS Semivolatiles

Lot-Sample #...:	A8A300102-007	**Work Order #...:**	KF9QW2AC	**Matrix.....:**	WQ
Date Sampled...:	01/29/08 14:40	**Date Received..:**	01/30/08		
Prep Date.....:	02/08/08	**Analysis Date..:**	02/13/08		
Prep Batch #...:	8039100				
Dilution Factor:	1	**Initial Wgt/Vol:**	1040 mL	**Final Wgt/Vol..:**	2 mL
		Method.....:	SW846 8270C		

PARAMETER	RESULT	REPORTING LIMIT	UNITS	MDL
2,4-Dinitrophenol	ND	5.0	ug/L	3.5
4,6-Dinitro-2-methylphenol	ND	5.0	ug/L	0.27

SURROGATE	PERCENT RECOVERY	RECOVERY LIMITS
Nitrobenzene-d5	63	(50 - 150)
2-Fluorobiphenyl	51	(50 - 150)
Terphenyl-d14	84	(50 - 150)
Phenol-d5	50	(50 - 150)
2-Fluorophenol	35 *	(50 - 150)
2,4,6-Tribromophenol	70	(50 - 150)

NOTE(S):

* Surrogate recovery is outside stated control limits.

Environmental Quality Mgt., Inc.

Client Sample ID: FWGLL12mw-188C-0595-GW

GC/MS Semivolatiles

Lot-Sample #...: A8A300102-008 **Work Order #...:** KF9QX1AC **Matrix.....:** WG
Date Sampled...: 01/29/08 16:00 **Date Received..:** 01/30/08
Prep Date.....: 01/31/08 **Analysis Date..:** 02/05/08
Prep Batch #...: 8031049
Dilution Factor: 1 **Initial Wgt/Vol:** 1040 mL **Final Wgt/Vol..:** 2 mL
Method.....: SW846 8270C

PARAMETER	RESULT	REPORTING LIMIT	UNITS	MDL
Benzoic acid	ND	10	ug/L	4.4
Benzyl alcohol	ND	5.0	ug/L	0.49
Phenol	ND	1.0	ug/L	0.96
bis(2-Chloroethyl)-ether	ND	1.0	ug/L	0.088
2-Chlorophenol	ND	1.0	ug/L	0.039
1,3-Dichlorobenzene	ND	1.0	ug/L	0.53
1,4-Dichlorobenzene	ND	1.0	ug/L	0.52
1,2-Dichlorobenzene	ND	1.0	ug/L	0.59
2-Methylphenol	ND	1.0	ug/L	0.56
2,2'-oxybis(1-Chloro-propane)	ND	1.0	ug/L	0.52
4-Methylphenol	ND	1.0	ug/L	0.64
N-Nitrosodi-n-propyl-amine	ND	1.0	ug/L	0.53
Hexachloroethane	ND	1.0	ug/L	0.58
Nitrobenzene	ND	1.0	ug/L	0.053
Isophorone	ND	1.0	ug/L	0.50
2-Nitrophenol	ND	2.0	ug/L	1.3
2,4-Dimethylphenol	ND	2.0	ug/L	0.56
bis(2-Chloroethoxy) methane	ND	1.0	ug/L	0.49
2,4-Dichlorophenol	ND	2.0	ug/L	1.1
1,2,4-Trichloro-benzene	ND	1.0	ug/L	0.59
Naphthalene	ND	0.20	ug/L	0.069
4-Chloroaniline	ND	2.0	ug/L	0.56
Hexachlorobutadiene	ND	1.0	ug/L	0.51
4-Chloro-3-methylphenol	ND	2.0	ug/L	0.41
2-Methylnaphthalene	ND	0.20	ug/L	0.061
Hexachlorocyclopenta-diene	ND	10	ug/L	0.74
2,4,6-Trichloro-phenol	ND	5.0	ug/L	1.4
2,4,5-Trichloro-phenol	ND	5.0	ug/L	0.96
2-Chloronaphthalene	ND	1.0	ug/L	0.62
2-Nitroaniline	ND	2.0	ug/L	0.43

(Continued on next page)

Environmental Quality Mgt., Inc.

Client Sample ID: FWGLL12mw-188C-0595-GW

GC/MS Semivolatiles

Lot-Sample #...: A8A300102-008 **Work Order #...:** KF9QX1AC **Matrix.....:** WG

PARAMETER	RESULT	REPORTING LIMIT	UNITS	MDL
Dimethyl phthalate	ND	1.0	ug/L	0.44
Acenaphthylene	ND	0.20	ug/L	0.054
2,6-Dinitrotoluene	ND	5.0	ug/L	0.47
3-Nitroaniline	ND	2.0	ug/L	0.67
Acenaphthene	ND	0.20	ug/L	0.054
4-Nitrophenol	ND	5.0	ug/L	0.63
Dibenzofuran	ND	1.0	ug/L	0.54
2,4-Dinitrotoluene	ND	5.0	ug/L	0.40
Diethyl phthalate	ND	1.0	ug/L	0.63
4-Chlorophenyl phenyl ether	ND	2.0	ug/L	0.55
Fluorene	ND	0.20	ug/L	0.043
4-Nitroaniline	ND	2.0	ug/L	0.47
N-Nitrosodiphenylamine	ND	1.0	ug/L	0.46
4-Bromophenyl phenyl ether	ND	2.0	ug/L	0.52
Hexachlorobenzene	ND	0.20	ug/L	0.065
Pentachlorophenol	ND	5.0	ug/L	0.48
Phenanthrene	ND	0.20	ug/L	0.087
Anthracene	ND	0.20	ug/L	0.054
Carbazole	ND	1.0	ug/L	0.54
Di-n-butyl phthalate	ND	1.0	ug/L	0.61
Fluoranthene	ND	0.20	ug/L	0.036
Pyrene	ND	0.20	ug/L	0.048
Butyl benzyl phthalate	ND	1.0	ug/L	0.51
3,3'-Dichlorobenzidine	ND	5.0	ug/L	0.48
Benzo(a)anthracene	ND	0.20	ug/L	0.052
Chrysene	ND	0.20	ug/L	0.048
bis(2-Ethylhexyl) phthalate	ND	10	ug/L	0.88
Di-n-octyl phthalate	ND	1.0	ug/L	0.39
Benzo(b)fluoranthene	ND	0.20	ug/L	0.049
Benzo(k)fluoranthene	ND	0.20	ug/L	0.049
Benzo(a)pyrene	ND	0.20	ug/L	0.048
Indeno(1,2,3-cd)pyrene	ND	0.20	ug/L	0.065
Dibenz(a,h)anthracene	ND	0.20	ug/L	0.039
Benzo(ghi)perylene	ND	0.20	ug/L	0.053

SURROGATE	PERCENT RECOVERY	RECOVERY LIMITS
Nitrobenzene-d5	32 *	(50 - 150)
2-Fluorobiphenyl	32 *	(50 - 150)
Terphenyl-d14	38 *	(50 - 150)
Phenol-d5	27 *	(50 - 150)
2-Fluorophenol	16 *	(50 - 150)
2,4,6-Tribromophenol	27 *	(50 - 150)

(Continued on next page)

Environmental Quality Mgt., Inc.

Client Sample ID: FWGLL12mw-188C-0595-GW

GC/MS Semivolatiles

Lot-Sample #...: A8A300102-008 Work Order #...: KF9QX1AC Matrix.....: WG

NOTE(S):

* Surrogate recovery is outside stated control limits.

Environmental Quality Mgt., Inc.

Client Sample ID: FWGLL12mw-188C-0595-GW

GC/MS Semivolatiles

Lot-Sample #...: A8A300102-008 **Work Order #...:** KF9QX2AC **Matrix.....:** WG
Date Sampled...: 01/29/08 16:00 **Date Received..:** 01/30/08
Prep Date.....: 02/06/08 **Analysis Date..:** 02/08/08
Prep Batch #...: 8037333
Dilution Factor: 1 **Initial Wgt/Vol:** 1000 mL **Final Wgt/Vol..:** 2 mL
Method.....: SW846 8270C

PARAMETER	RESULT	REPORTING LIMIT	UNITS	MDL
2,4-Dinitrophenol	ND	5.0	ug/L	3.5
4,6-Dinitro-2-methylphenol	ND	5.0	ug/L	0.27

SURROGATE	PERCENT RECOVERY	RECOVERY LIMITS
Nitrobenzene-d5	80	(50 - 150)
2-Fluorobiphenyl	80	(50 - 150)
Terphenyl-d14	97	(50 - 150)
Phenol-d5	76	(50 - 150)
2-Fluorophenol	65	(50 - 150)
2,4,6-Tribromophenol	106	(50 - 150)

Environmental Quality Mgt., Inc.

Client Sample ID: FWGLL3mw-234C-0577-GW

GC/MS Semivolatiles

Lot-Sample #...: A8A300102-012 **Work Order #...:** KF9Q31AC **Matrix.....:** WG
Date Sampled...: 01/29/08 09:20 **Date Received..:** 01/30/08
Prep Date.....: 01/31/08 **Analysis Date..:** 02/05/08
Prep Batch #...: 8031049
Dilution Factor: 1 **Initial Wgt/Vol:** 1050 mL **Final Wgt/Vol..:** 2 mL
Method.....: SW846 8270C

PARAMETER	RESULT	REPORTING LIMIT	UNITS	MDL
Benzoic acid	ND	10	ug/L	4.4
Benzyl alcohol	ND	5.0	ug/L	0.49
Phenol	ND	1.0	ug/L	0.96
bis(2-Chloroethyl)-ether	ND	1.0	ug/L	0.088
2-Chlorophenol	ND	1.0	ug/L	0.039
1,3-Dichlorobenzene	ND	1.0	ug/L	0.53
1,4-Dichlorobenzene	ND	1.0	ug/L	0.52
1,2-Dichlorobenzene	ND	1.0	ug/L	0.59
2-Methylphenol	ND	1.0	ug/L	0.56
2,2'-oxybis(1-Chloro-propane)	ND	1.0	ug/L	0.52
4-Methylphenol	ND	1.0	ug/L	0.64
N-Nitrosodi-n-propyl-amine	ND	1.0	ug/L	0.53
Hexachloroethane	ND	1.0	ug/L	0.58
Nitrobenzene	ND	1.0	ug/L	0.053
Isophorone	ND	1.0	ug/L	0.50
2-Nitrophenol	ND	2.0	ug/L	1.3
2,4-Dimethylphenol	ND	2.0	ug/L	0.56
bis(2-Chloroethoxy) methane	ND	1.0	ug/L	0.49
2,4-Dichlorophenol	ND	2.0	ug/L	1.1
1,2,4-Trichloro-benzene	ND	1.0	ug/L	0.59
Naphthalene	ND	0.20	ug/L	0.069
4-Chloroaniline	ND	2.0	ug/L	0.56
Hexachlorobutadiene	ND	1.0	ug/L	0.51
4-Chloro-3-methylphenol	ND	2.0	ug/L	0.41
2-Methylnaphthalene	ND	0.20	ug/L	0.061
Hexachlorocyclopenta-diene	ND	10	ug/L	0.74
2,4,6-Trichloro-phenol	ND	5.0	ug/L	1.4
2,4,5-Trichloro-phenol	ND	5.0	ug/L	0.96
2-Chloronaphthalene	ND	1.0	ug/L	0.62
2-Nitroaniline	ND	2.0	ug/L	0.43

(Continued on next page)

Environmental Quality Mgt., Inc.

Client Sample ID: FWGLL3mw-234C-0577-GW

GC/MS Semivolatiles

Lot-Sample #...: A8A300102-012 **Work Order #...:** KF9Q31AC **Matrix.....:** WG

PARAMETER	RESULT	REPORTING LIMIT	UNITS	MDL
Dimethyl phthalate	ND	1.0	ug/L	0.44
Acenaphthylene	ND	0.20	ug/L	0.054
2,6-Dinitrotoluene	ND	5.0	ug/L	0.47
3-Nitroaniline	ND	2.0	ug/L	0.67
Acenaphthene	ND	0.20	ug/L	0.054
4-Nitrophenol	ND	5.0	ug/L	0.63
Dibenzofuran	ND	1.0	ug/L	0.54
2,4-Dinitrotoluene	ND	5.0	ug/L	0.40
Diethyl phthalate	ND	1.0	ug/L	0.63
4-Chlorophenyl phenyl ether	ND	2.0	ug/L	0.55
Fluorene	ND	0.20	ug/L	0.043
4-Nitroaniline	ND	2.0	ug/L	0.47
N-Nitrosodiphenylamine	ND	1.0	ug/L	0.46
4-Bromophenyl phenyl ether	ND	2.0	ug/L	0.52
Hexachlorobenzene	ND	0.20	ug/L	0.065
Pentachlorophenol	ND	5.0	ug/L	0.48
Phenanthrene	ND	0.20	ug/L	0.087
Anthracene	ND	0.20	ug/L	0.054
Carbazole	ND	1.0	ug/L	0.54
Di-n-butyl phthalate	ND	1.0	ug/L	0.61
Fluoranthene	ND	0.20	ug/L	0.036
Pyrene	ND	0.20	ug/L	0.048
Butyl benzyl phthalate	ND	1.0	ug/L	0.51
3,3'-Dichlorobenzidine	ND	5.0	ug/L	0.48
Benzo(a)anthracene	ND	0.20	ug/L	0.052
Chrysene	ND	0.20	ug/L	0.048
bis(2-Ethylhexyl) phthalate	ND	10	ug/L	0.88
Di-n-octyl phthalate	ND	1.0	ug/L	0.39
Benzo(b)fluoranthene	ND	0.20	ug/L	0.049
Benzo(k)fluoranthene	ND	0.20	ug/L	0.049
Benzo(a)pyrene	ND	0.20	ug/L	0.048
Indeno(1,2,3-cd)pyrene	ND	0.20	ug/L	0.065
Dibenz(a,h)anthracene	ND	0.20	ug/L	0.039
Benzo(ghi)perylene	ND	0.20	ug/L	0.053

SURROGATE	PERCENT RECOVERY	RECOVERY LIMITS
Nitrobenzene-d5	66	(50 - 150)
2-Fluorobiphenyl	64	(50 - 150)
Terphenyl-d14	90	(50 - 150)
Phenol-d5	49 *	(50 - 150)
2-Fluorophenol	27 *	(50 - 150)
2,4,6-Tribromophenol	50	(50 - 150)

(Continued on next page)

Environmental Quality Mgt., Inc.

Client Sample ID: FWGLL3mw-234C-0577-GW

GC/MS Semivolatiles

Lot-Sample #...: A8A300102-012 Work Order #...: KF9Q31AC Matrix.....: WG

NOTE(S):

* Surrogate recovery is outside stated control limits.

Environmental Quality Mgt., Inc.

Client Sample ID: FWGLL3mw-234C-0577-GW

GC/MS Semivolatiles

Lot-Sample #...:	A8A300102-012	**Work Order #...:**	KF9Q32AC	**Matrix.....:**	WG
Date Sampled...:	01/29/08 09:20	**Date Received..:**	01/30/08		
Prep Date.....:	02/08/08	**Analysis Date..:**	02/13/08		
Prep Batch #...:	8039100				
Dilution Factor:	1	**Initial Wgt/Vol:**	1050 mL	**Final Wgt/Vol..:**	2 mL
		Method.....:	SW846 8270C		

PARAMETER	RESULT	REPORTING LIMIT	UNITS	MDL
2,4-Dinitrophenol	ND	5.0	ug/L	3.5
4,6-Dinitro-2-methylphenol	ND	5.0	ug/L	0.27

SURROGATE	PERCENT RECOVERY	RECOVERY LIMITS
Nitrobenzene-d5	60	(50 - 150)
2-Fluorobiphenyl	49 *	(50 - 150)
Terphenyl-d14	82	(50 - 150)
Phenol-d5	45 *	(50 - 150)
2-Fluorophenol	32 *	(50 - 150)
2,4,6-Tribromophenol	67	(50 - 150)

NOTE(S):

* Surrogate recovery is outside stated control limits.

Environmental Quality Mgt., Inc.

Client Sample ID: FWGLL3mw-DUP2-0602-GW

GC/MS Semivolatiles

Lot-Sample #...: A8A300102-014 **Work Order #...:** KF9Q51AC **Matrix.....:** WG
Date Sampled...: 01/29/08 09:45 **Date Received..:** 01/30/08
Prep Date.....: 01/31/08 **Analysis Date..:** 02/05/08
Prep Batch #...: 8031049
Dilution Factor: 1 **Initial Wgt/Vol:** 1050 mL **Final Wgt/Vol..:** 2 mL
Method.....: SW846 8270C

PARAMETER	RESULT	REPORTING LIMIT	UNITS	MDL
Benzoic acid	ND	10	ug/L	4.4
Benzyl alcohol	ND	5.0	ug/L	0.49
Phenol	ND	1.0	ug/L	0.96
bis(2-Chloroethyl)-ether	ND	1.0	ug/L	0.088
2-Chlorophenol	ND	1.0	ug/L	0.039
1,3-Dichlorobenzene	ND	1.0	ug/L	0.53
1,4-Dichlorobenzene	ND	1.0	ug/L	0.52
1,2-Dichlorobenzene	ND	1.0	ug/L	0.59
2-Methylphenol	ND	1.0	ug/L	0.56
2,2'-oxybis(1-Chloro-propane)	ND	1.0	ug/L	0.52
4-Methylphenol	ND	1.0	ug/L	0.64
N-Nitrosodi-n-propyl-amine	ND	1.0	ug/L	0.53
Hexachloroethane	ND	1.0	ug/L	0.58
Nitrobenzene	ND	1.0	ug/L	0.053
Isophorone	ND	1.0	ug/L	0.50
2-Nitrophenol	ND	2.0	ug/L	1.3
2,4-Dimethylphenol	ND	2.0	ug/L	0.56
bis(2-Chloroethoxy) methane	ND	1.0	ug/L	0.49
2,4-Dichlorophenol	ND	2.0	ug/L	1.1
1,2,4-Trichloro-benzene	ND	1.0	ug/L	0.59
Naphthalene	ND	0.20	ug/L	0.069
4-Chloroaniline	ND	2.0	ug/L	0.56
Hexachlorobutadiene	ND	1.0	ug/L	0.51
4-Chloro-3-methylphenol	ND	2.0	ug/L	0.41
2-Methylnaphthalene	ND	0.20	ug/L	0.061
Hexachlorocyclopenta-diene	ND	10	ug/L	0.74
2,4,6-Trichloro-phenol	ND	5.0	ug/L	1.4
2,4,5-Trichloro-phenol	ND	5.0	ug/L	0.96
2-Chloronaphthalene	ND	1.0	ug/L	0.62
2-Nitroaniline	ND	2.0	ug/L	0.43

(Continued on next page)

Environmental Quality Mgt., Inc.

Client Sample ID: FWGLL3mw-DUP2-0602-GW

GC/MS Semivolatiles

Lot-Sample #...: A8A300102-014 **Work Order #...:** KF9Q51AC **Matrix.....:** WG

PARAMETER	RESULT	REPORTING LIMIT	UNITS	MDL
Dimethyl phthalate	ND	1.0	ug/L	0.44
Acenaphthylene	ND	0.20	ug/L	0.054
2,6-Dinitrotoluene	ND	5.0	ug/L	0.47
3-Nitroaniline	ND	2.0	ug/L	0.67
Acenaphthene	ND	0.20	ug/L	0.054
4-Nitrophenol	ND	5.0	ug/L	0.63
Dibenzofuran	ND	1.0	ug/L	0.54
2,4-Dinitrotoluene	ND	5.0	ug/L	0.40
Diethyl phthalate	ND	1.0	ug/L	0.63
4-Chlorophenyl phenyl ether	ND	2.0	ug/L	0.55
Fluorene	ND	0.20	ug/L	0.043
4-Nitroaniline	ND	2.0	ug/L	0.47
N-Nitrosodiphenylamine	ND	1.0	ug/L	0.46
4-Bromophenyl phenyl ether	ND	2.0	ug/L	0.52
Hexachlorobenzene	ND	0.20	ug/L	0.065
Pentachlorophenol	ND	5.0	ug/L	0.48
Phenanthrene	ND	0.20	ug/L	0.087
Anthracene	ND	0.20	ug/L	0.054
Carbazole	ND	1.0	ug/L	0.54
Di-n-butyl phthalate	ND	1.0	ug/L	0.61
Fluoranthene	ND	0.20	ug/L	0.036
Pyrene	ND	0.20	ug/L	0.048
Butyl benzyl phthalate	ND	1.0	ug/L	0.51
3,3'-Dichlorobenzidine	ND	5.0	ug/L	0.48
Benzo(a)anthracene	ND	0.20	ug/L	0.052
Chrysene	ND	0.20	ug/L	0.048
bis(2-Ethylhexyl) phthalate	ND	10	ug/L	0.88
Di-n-octyl phthalate	ND	1.0	ug/L	0.39
Benzo(b)fluoranthene	ND	0.20	ug/L	0.049
Benzo(k)fluoranthene	ND	0.20	ug/L	0.049
Benzo(a)pyrene	ND	0.20	ug/L	0.048
Indeno(1,2,3-cd)pyrene	ND	0.20	ug/L	0.065
Dibenz(a,h)anthracene	ND	0.20	ug/L	0.039
Benzo(ghi)perylene	ND	0.20	ug/L	0.053

SURROGATE	PERCENT RECOVERY	RECOVERY LIMITS
Nitrobenzene-d5	77	(50 - 150)
2-Fluorobiphenyl	76	(50 - 150)
Terphenyl-d14	91	(50 - 150)
Phenol-d5	70	(50 - 150)
2-Fluorophenol	54	(50 - 150)
2,4,6-Tribromophenol	68	(50 - 150)

Environmental Quality Mgt., Inc.

Client Sample ID: FWGLL3mw-DUP2-0602-GW

GC/MS Semivolatiles

Lot-Sample #...: A8A300102-014 **Work Order #...:** KF9Q52AC **Matrix.....:** WG
Date Sampled...: 01/29/08 09:45 **Date Received..:** 01/30/08
Prep Date.....: 02/08/08 **Analysis Date..:** 02/13/08
Prep Batch #...: 8039100
Dilution Factor: 1 **Initial Wgt/Vol:** 1020 mL **Final Wgt/Vol..:** 2 mL
Method.....: SW846 8270C

PARAMETER	RESULT	REPORTING LIMIT	UNITS	MDL
2,4-Dinitrophenol	ND	5.0	ug/L	3.5
4,6-Dinitro-2-methylphenol	ND	5.0	ug/L	0.27

SURROGATE	PERCENT RECOVERY	RECOVERY LIMITS
Nitrobenzene-d5	63	(50 - 150)
2-Fluorobiphenyl	53	(50 - 150)
Terphenyl-d14	83	(50 - 150)
Phenol-d5	44 *	(50 - 150)
2-Fluorophenol	20 *	(50 - 150)
2,4,6-Tribromophenol	76	(50 - 150)

NOTE(S):

* Surrogate recovery is outside stated control limits.

Environmental Quality Mgt., Inc.

Client Sample ID: FWGLL3mw-240C-0580-GW

GC/MS Semivolatiles

Lot-Sample #...: A8A300102-016 **Work Order #...:** KF9Q71AC **Matrix.....:** WG
Date Sampled...: 01/29/08 11:45 **Date Received..:** 01/30/08
Prep Date.....: 01/31/08 **Analysis Date..:** 02/05/08
Prep Batch #...: 8031049
Dilution Factor: 1 **Initial Wgt/Vol:** 1050 mL **Final Wgt/Vol..:** 2 mL
Method.....: SW846 8270C

PARAMETER	RESULT	REPORTING LIMIT	UNITS	MDL
Benzoic acid	ND	10	ug/L	4.4
Benzyl alcohol	ND	5.0	ug/L	0.49
Phenol	ND	1.0	ug/L	0.96
bis(2-Chloroethyl)-ether	ND	1.0	ug/L	0.088
2-Chlorophenol	ND	1.0	ug/L	0.039
1,3-Dichlorobenzene	ND	1.0	ug/L	0.53
1,4-Dichlorobenzene	ND	1.0	ug/L	0.52
1,2-Dichlorobenzene	ND	1.0	ug/L	0.59
2-Methylphenol	ND	1.0	ug/L	0.56
2,2'-oxybis(1-Chloro-propane)	ND	1.0	ug/L	0.52
4-Methylphenol	ND	1.0	ug/L	0.64
N-Nitrosodi-n-propyl-amine	ND	1.0	ug/L	0.53
Hexachloroethane	ND	1.0	ug/L	0.58
Nitrobenzene	ND	1.0	ug/L	0.053
Isophorone	ND	1.0	ug/L	0.50
2-Nitrophenol	ND	2.0	ug/L	1.3
2,4-Dimethylphenol	ND	2.0	ug/L	0.56
bis(2-Chloroethoxy) methane	ND	1.0	ug/L	0.49
2,4-Dichlorophenol	ND	2.0	ug/L	1.1
1,2,4-Trichloro-benzene	ND	1.0	ug/L	0.59
Naphthalene	ND	0.20	ug/L	0.069
4-Chloroaniline	ND	2.0	ug/L	0.56
Hexachlorobutadiene	ND	1.0	ug/L	0.51
4-Chloro-3-methylphenol	ND	2.0	ug/L	0.41
2-Methylnaphthalene	ND	0.20	ug/L	0.061
Hexachlorocyclopenta-diene	ND	10	ug/L	0.74
2,4,6-Trichloro-phenol	ND	5.0	ug/L	1.4
2,4,5-Trichloro-phenol	ND	5.0	ug/L	0.96
2-Chloronaphthalene	ND	1.0	ug/L	0.62
2-Nitroaniline	ND	2.0	ug/L	0.43

(Continued on next page)

Environmental Quality Mgt., Inc.

Client Sample ID: FWGLL3mw-240C-0580-GW

GC/MS Semivolatiles

Lot-Sample #...: A8A300102-016 **Work Order #...:** KF9Q71AC **Matrix.....:** WG

PARAMETER	RESULT	REPORTING LIMIT	UNITS	MDL
Dimethyl phthalate	ND	1.0	ug/L	0.44
Acenaphthylene	ND	0.20	ug/L	0.054
2,6-Dinitrotoluene	ND	5.0	ug/L	0.47
3-Nitroaniline	ND	2.0	ug/L	0.67
Acenaphthene	ND	0.20	ug/L	0.054
4-Nitrophenol	ND	5.0	ug/L	0.63
Dibenzofuran	ND	1.0	ug/L	0.54
2,4-Dinitrotoluene	ND	5.0	ug/L	0.40
Diethyl phthalate	ND	1.0	ug/L	0.63
4-Chlorophenyl phenyl ether	ND	2.0	ug/L	0.55
Fluorene	ND	0.20	ug/L	0.043
4-Nitroaniline	ND	2.0	ug/L	0.47
N-Nitrosodiphenylamine	ND	1.0	ug/L	0.46
4-Bromophenyl phenyl ether	ND	2.0	ug/L	0.52
Hexachlorobenzene	ND	0.20	ug/L	0.065
Pentachlorophenol	ND	5.0	ug/L	0.48
Phenanthrene	ND	0.20	ug/L	0.087
Anthracene	ND	0.20	ug/L	0.054
Carbazole	ND	1.0	ug/L	0.54
Di-n-butyl phthalate	ND	1.0	ug/L	0.61
Fluoranthene	ND	0.20	ug/L	0.036
Pyrene	ND	0.20	ug/L	0.048
Butyl benzyl phthalate	ND	1.0	ug/L	0.51
3,3'-Dichlorobenzidine	ND	5.0	ug/L	0.48
Benzo(a)anthracene	ND	0.20	ug/L	0.052
Chrysene	ND	0.20	ug/L	0.048
bis(2-Ethylhexyl) phthalate	**1.6 J**	**10**	**ug/L**	**0.88**
Di-n-octyl phthalate	ND	1.0	ug/L	0.39
Benzo(b)fluoranthene	ND	0.20	ug/L	0.049
Benzo(k)fluoranthene	ND	0.20	ug/L	0.049
Benzo(a)pyrene	ND	0.20	ug/L	0.048
Indeno(1,2,3-cd)pyrene	ND	0.20	ug/L	0.065
Dibenz(a,h)anthracene	ND	0.20	ug/L	0.039
Benzo(ghi)perylene	ND	0.20	ug/L	0.053

SURROGATE	PERCENT RECOVERY	RECOVERY LIMITS
Nitrobenzene-d5	72	(50 - 150)
2-Fluorobiphenyl	70	(50 - 150)
Terphenyl-d14	89	(50 - 150)
Phenol-d5	58	(50 - 150)
2-Fluorophenol	43 *	(50 - 150)
2,4,6-Tribromophenol	70	(50 - 150)

(Continued on next page)

Environmental Quality Mgt., Inc.

Client Sample ID: FWGLL3mw-240C-0580-GW

GC/MS Semivolatiles

Lot-Sample #...: A8A300102-016 Work Order #...: KF9Q71AC Matrix.....: WG

NOTE(S):

* Surrogate recovery is outside stated control limits.

J Estimated result. Result is less than RL.

Environmental Quality Mgt., Inc.

Client Sample ID: FWGLL3mw-240C-0580-GW

GC/MS Semivolatiles

Lot-Sample #...: A8A300102-016 **Work Order #...:** KF9Q72AC **Matrix.....:** WG
Date Sampled...: 01/29/08 11:45 **Date Received..:** 01/30/08
Prep Date.....: 02/08/08 **Analysis Date..:** 02/13/08
Prep Batch #...: 8039100
Dilution Factor: 1 **Initial Wgt/Vol:** 1010 mL **Final Wgt/Vol..:** 2 mL
Method.....: SW846 8270C

PARAMETER	RESULT	REPORTING LIMIT	UNITS	MDL
2,4-Dinitrophenol	ND	5.0	ug/L	3.5
4,6-Dinitro-2-methylphenol	ND	5.0	ug/L	0.27

SURROGATE	PERCENT RECOVERY	RECOVERY LIMITS
Nitrobenzene-d5	70	(50 - 150)
2-Fluorobiphenyl	62	(50 - 150)
Terphenyl-d14	91	(50 - 150)
Phenol-d5	55	(50 - 150)
2-Fluorophenol	41 *	(50 - 150)
2,4,6-Tribromophenol	90	(50 - 150)

NOTE(S):

* Surrogate recovery is outside stated control limits.

Ravenna, OH Data Review Checklist

Project Number: 030240.0006.05
Sample Event: January 2008
Data Reviewer/Date: Angye Dragotta/ March 4, 2008

SDG: A8A300102 R0
Analysis: SW846 8081

Review Questions:	Yes	No	N/A	Comments	Qual/Criteria
1. Did Chain-of-Custody information agree with laboratory report?	✓			COC#: 074035,336179,117233;	
2. Were samples preserved properly and received in good condition?	✓			Sample coolers were received between 0.9 and 5.1°C. Upon receipt, it was documented by the laboratory, that the samples were not frozen and received in good condition. No qualifications were made to sample results based on temperatures less than 2°C.	QAPP Table 4-2, NELAC
3. Were holding times met?	✓			Samples collected 1/29/08, extracted on 1/30/08, and analyzed on 2/1/08, 2/08/08	QAPP Table 4-2 J/UJ/R
4. Were sample storage requirements met?	✓				QAPP Table 4-2
5. Were QAPP specified PQLs achieved?	✓			Samples FWGLL3mw-241c-0581-GW, FWGLL3mw-234c-0577-GW, FWGLL3mw-DUP2-0602-GW and FWGLL3mw-237c-0579-GW were diluted due to matrix, raising laboratory RLs for heptachlor epoxide above the QAPP specified PQL.	QAPP Table 3-5
6. Were all QAPP-specified target analytes reported?	✓				QAPP Table 3-5
7. Was a DDT standard analyzed every 12 hours? Was the DDT %breakdown < 15%?	✓			A2HP9: 1/17/08@ 1231, 2/5/098 @ 1205, 2/1/08 @1347, 2158 2/8/08 @0930, 2040	LCG Table 4 >15%=J/R
8. Was an endrin standard analyzed every 12 hours? Was endrin %breakdown <15%?	✓			A2HP9: 1/17/08@ 1231, 2/5/08 @ 1205, 2/1/08 @1347, 2158 2/8/08 @0930, 2040	LCG Table 4 >15%=J/R
9. Does the initial calibration curve consist of 5 concentration levels?	✓			Instrument A2HP9 1/17/08 Stds = 0.005, 0.01, 0.025, 0.05, 0.1, 0.20 Instrument A2HP9 2/5/08 Stds = 0.005, 0.01, 0.025, 0.05, 0.1, 0.20 Alpha BHC was manually integrated on the back column for curve level 5 on 2/5/08. Toxaphene had several baseline manual integrations on both columns for both calibrations. Per LCG, "manual integration is not acceptable for initial calibrations, except for the low level calibration concentrations (1st and 2nd point of the curve.)" No qualifications were made to data as LCG does not provide qualifiers for the initial calibration manual integrations.	LCG Table 4 R
10. Were the %RSDs for each analyte ≤ 20%? OR was the average %RSD ≤ 20% with the r^2 >0.990?	✓				LCG Table 4 RSD>20% or r<0.99=J/R
11. Was a blank run prior to the initial calibration?			✓	No data provided to evaluate.	

Ravenna, OH Data Review Checklist

Project Number: 030240.0006.05
Sample Event: January 2008
Data Reviewer/Date: Angye Dragotta/ March 4, 2008

SDG: A8A300102 R0
Analysis: SW846 8081

Review Questions:	Yes	No	N/A	Comments	Qual/Criteria
12. Was a MDL Level Verification performed once per quarter with all target analytes detected?	✓			1/10/2008	LCG Table 4 R
13. Was a MRL Verification performed at the beginning and end of the sequence or every 12 hours with results 70-130%?		✓		2/1/08@1454,2243 2/8/08@1059,1719 Heptachlor epoxide was the only analyte reported from 2/8/08. The MRL on 2/8/08 @ 1719 on the back column had heptachlor epoxide recover at 133.1%. No qualifications were made since the results were non-detect.	LCG Table 4 >130%=J; 65-70%%=J/UJ; <65%=J/R
14. Was a second source (ICV) verification analyzed after the ICAL? Were results 85-115%?	✓			1/18/08 @ 2104 2/5/08/@1825	LCG Table 4 >115%=J; 80-85%=J/UJ; <80%=J/R
15. Was a CCV run every 12 hours?	✓			2/1/08 @1409,2136(tox), 1325,2221 (main) 2/8/08 @1037,1657 (main) - Evaluated for heptachlor epoxide only.	LCG Table 4
16. Was the %D for all target analytes ≤5%? OR was the average %D ≤ 15% with no individual analyte >30%?	✓				LCG Table 4 D>30% (neg) =J/R D>30% (pos) = J
17. Was a method blank prepared and analyzed with each batch?	✓				LCG Table 4
18. Were target analytes < ½ the MRL?	✓				LCG Table 4 <5x=B
19. Was an equipment blank collected and analyzed?	✓			FWGEQUIPRinse2-0610-GW	
20. Were target analytes in the field blank analyses (equipment) <1/2 the MRL?	✓				<5x =B
21. Was an LCS prepared and analyzed with each batch?	✓				LCG Table 4
22. Were the LCS recoveries within limits specified in LCG Appendix C?	✓				LCG Appendix C >UL=J; 30%-LL=J/UJ; <30%=J/R
23. Was a MS/MSD pair prepared with each batch?	✓				LCG Table 4
24. Was the MS/MSD parent sample a Ravenna sample?	✓			Sample FWGLL3mw-232c-0575-GW was the parent.	
25. Were MS/MSD recoveries 40-140% and RPD ≤20%?	✓				QAPP Table 3-2 Pj

Ravenna, OH Data Review Checklist

Project Number: 030240.0006.05
Sample Event: January 2008
Data Reviewer/Date: Angye Dragotta/ March 4, 2008

SDG: A8A300102 R0
Analysis: SW846 8081

Review Questions:	Yes	No	N/A	Comments	Qual/Criteria
26. Were surrogate recoveries 50-150%?		✓		DCB recovered below control limits of 50-150% in samples FWGLL3mw-233c-0576-GW (39%), FWGLL3mw-241c-0581-GW (48%), FWGLL12mw-188c-0595-GW (25%), FWGLL3mw-240c-0580-GW (21%), FWGLL3mw-189c-0596-GW (28%), FWGLL4mw-193c-0583-GW (48%), FWGLL4mw-195c-0585-GW (38%) and FWGLL4mw-194c-0584-GW (14%). Results for these samples were flagged as estimated, "UJ".	LCG Table 4 >150%=J; 10% -50%=J/UJ; <10%=J/R
27. Was a field duplicate analyzed? Were the RPDs ≤30%?	✓			FWGLL3mw-DUP1-0602-GW was a field duplicate for FWGLL3mw-234C-0577-GW.	QAPP Table 3-2 RPD >30=J
28. Were all positive results verified by a second column confirmation? Were the RPD's ≤ 40?	✓				LCG Table 4 >40 RPD=J
29. Were reported sample concentrations within calibration range?	✓				
30. Were laboratory-generated Quality Control Exception Reports issued? If yes, summarize contents.		✓			
31. Were lab comments included in report? If yes, summarize contents.	✓			See narrative.	

References:

Louisville Chemistry Guidelines (LCG), USACE June 2002 version 5; Section I "Chemical Analysis Criteria" Table 4 and Attachment A "Data Validation Guidelines:

Final Quality Assurance Project Plan (QAPP) Addendum for the Facility-Wide Groundwater Monitoring Program Ravenna Army Ammunition Plant, Ravenna, OH, Portage Environmental September 2004

Additional Comments:

It was noticed subsequent to data verification that sample FWGLL3mw-189c-0596-GW/GF was incorrectly identified. The data was reported with the incorrect sample ID. The correct sample ID is FWGLL12mw-189c-0596-GW/GF.

Environmental Quality Mgt., Inc.

Client Sample ID: FWGLL3mw-237C-0579-GW

GC/MS Semivolatiles

Lot-Sample #...: A8A300102-018 **Work Order #...:** KF9Q91AC **Matrix.....:** WG
Date Sampled...: 01/29/08 13:00 **Date Received..:** 01/30/08
Prep Date.....: 01/31/08 **Analysis Date..:** 02/05/08
Prep Batch #...: 8031049
Dilution Factor: 1 **Initial Wgt/Vol:** 1030 mL **Final Wgt/Vol..:** 2 mL
Method.....: SW846 8270C

PARAMETER	RESULT	REPORTING LIMIT	UNITS	MDL
Benzoic acid	ND	10	ug/L	4.4
Benzyl alcohol	ND	5.0	ug/L	0.49
Phenol	ND	1.0	ug/L	0.96
bis(2-Chloroethyl)-ether	ND	1.0	ug/L	0.088
2-Chlorophenol	ND	1.0	ug/L	0.039
1,3-Dichlorobenzene	ND	1.0	ug/L	0.53
1,4-Dichlorobenzene	ND	1.0	ug/L	0.52
1,2-Dichlorobenzene	ND	1.0	ug/L	0.59
2-Methylphenol	ND	1.0	ug/L	0.56
2,2'-oxybis(1-Chloro-propane)	ND	1.0	ug/L	0.52
4-Methylphenol	ND	1.0	ug/L	0.64
N-Nitrosodi-n-propyl-amine	ND	1.0	ug/L	0.53
Hexachloroethane	ND	1.0	ug/L	0.58
Nitrobenzene	ND	1.0	ug/L	0.053
Isophorone	ND	1.0	ug/L	0.50
2-Nitrophenol	ND	2.0	ug/L	1.3
2,4-Dimethylphenol	ND	2.0	ug/L	0.56
bis(2-Chloroethoxy) methane	ND	1.0	ug/L	0.49
2,4-Dichlorophenol	ND	2.0	ug/L	1.1
1,2,4-Trichloro-benzene	ND	1.0	ug/L	0.59
Naphthalene	ND	0.20	ug/L	0.069
4-Chloroaniline	ND	2.0	ug/L	0.56
Hexachlorobutadiene	ND	1.0	ug/L	0.51
4-Chloro-3-methylphenol	ND	2.0	ug/L	0.41
2-Methylnaphthalene	ND	0.20	ug/L	0.061
Hexachlorocyclopenta-diene	ND	10	ug/L	0.74
2,4,6-Trichloro-phenol	ND	5.0	ug/L	1.4
2,4,5-Trichloro-phenol	ND	5.0	ug/L	0.96
2-Chloronaphthalene	ND	1.0	ug/L	0.62
2-Nitroaniline	ND	2.0	ug/L	0.43

(Continued on next page)

Environmental Quality Mgt., Inc.

Client Sample ID: FWGLL3mw-237C-0579-GW

GC/MS Semivolatiles

Lot-Sample #...: A8A300102-018 **Work Order #...:** KF9Q91AC **Matrix.....:** WG

PARAMETER	RESULT	REPORTING LIMIT	UNITS	MDL
Dimethyl phthalate	ND	1.0	ug/L	0.44
Acenaphthylene	ND	0.20	ug/L	0.054
2,6-Dinitrotoluene	ND	5.0	ug/L	0.47
3-Nitroaniline	ND	2.0	ug/L	0.67
Acenaphthene	ND	0.20	ug/L	0.054
4-Nitrophenol	ND	5.0	ug/L	0.63
Dibenzofuran	ND	1.0	ug/L	0.54
2,4-Dinitrotoluene	ND	5.0	ug/L	0.40
Diethyl phthalate	ND	1.0	ug/L	0.63
4-Chlorophenyl phenyl ether	ND	2.0	ug/L	0.55
Fluorene	ND	0.20	ug/L	0.043
4-Nitroaniline	ND	2.0	ug/L	0.47
N-Nitrosodiphenylamine	ND	1.0	ug/L	0.46
4-Bromophenyl phenyl ether	ND	2.0	ug/L	0.52
Hexachlorobenzene	ND	0.20	ug/L	0.065
Pentachlorophenol	ND	5.0	ug/L	0.48
Phenanthrene	ND	0.20	ug/L	0.087
Anthracene	ND	0.20	ug/L	0.054
Carbazole	ND	1.0	ug/L	0.54
Di-n-butyl phthalate	ND	1.0	ug/L	0.61
Fluoranthene	ND	0.20	ug/L	0.036
Pyrene	ND	0.20	ug/L	0.048
Butyl benzyl phthalate	ND	1.0	ug/L	0.51
3,3'-Dichlorobenzidine	ND	5.0	ug/L	0.48
Benzo(a)anthracene	ND	0.20	ug/L	0.052
Chrysene	ND	0.20	ug/L	0.048
bis(2-Ethylhexyl) phthalate	ND	10	ug/L	0.88
Di-n-octyl phthalate	ND	1.0	ug/L	0.39
Benzo(b)fluoranthene	ND	0.20	ug/L	0.049
Benzo(k)fluoranthene	ND	0.20	ug/L	0.049
Benzo(a)pyrene	ND	0.20	ug/L	0.048
Indeno(1,2,3-cd)pyrene	ND	0.20	ug/L	0.065
Dibenz(a,h)anthracene	ND	0.20	ug/L	0.039
Benzo(ghi)perylene	ND	0.20	ug/L	0.053

SURROGATE	PERCENT RECOVERY	RECOVERY LIMITS
Nitrobenzene-d5	73	(50 - 150)
2-Fluorobiphenyl	71	(50 - 150)
Terphenyl-d14	90	(50 - 150)
Phenol-d5	60	(50 - 150)
2-Fluorophenol	37 *	(50 - 150)
2,4,6-Tribromophenol	38 *	(50 - 150)

(Continued on next page)

Environmental Quality Mgt., Inc.

Client Sample ID: FWGLL3mw-237C-0579-GW

GC/MS Semivolatiles

Lot-Sample #...: A8A300102-018 Work Order #...: KF9Q91AC Matrix.....: WG

NOTE(S):

* Surrogate recovery is outside stated control limits.

Environmental Quality Mgt., Inc.

Client Sample ID: FWGLL3mw-237C-0579-GW

GC/MS Semivolatiles

Lot-Sample #...: A8A300102-018	**Work Order #...:** KF9Q92AC	**Matrix.....:** WG	
Date Sampled...: 01/29/08 13:00	**Date Received..:** 01/30/08		
Prep Date.....: 02/08/08	**Analysis Date..:** 02/13/08		
Prep Batch #...: 8039100			
Dilution Factor: 1	**Initial Wgt/Vol:** 1010 mL	**Final Wgt/Vol..:** 2 mL	
	Method.....: SW846 8270C		

PARAMETER	RESULT	REPORTING LIMIT	UNITS	MDL
2,4-Dinitrophenol	ND	5.0	ug/L	3.5
4,6-Dinitro-2-methylphenol	ND	5.0	ug/L	0.27

SURROGATE	PERCENT RECOVERY	RECOVERY LIMITS
Nitrobenzene-d5	61	(50 - 150)
2-Fluorobiphenyl	51	(50 - 150)
Terphenyl-d14	85	(50 - 150)
Phenol-d5	42 *	(50 - 150)
2-Fluorophenol	27 *	(50 - 150)
2,4,6-Tribromophenol	64	(50 - 150)

NOTE(S):

* Surrogate recovery is outside stated control limits.

Environmental Quality Mgt., Inc.

Client Sample ID: FWGLL3mw-189C-0596-GW

GC/MS Semivolatiles

Lot-Sample #...: A8A300102-020 **Work Order #...:** KF9RC1AC **Matrix.....:** WG
Date Sampled...: 01/29/08 15:10 **Date Received..:** 01/30/08
Prep Date.....: 01/31/08 **Analysis Date..:** 02/05/08
Prep Batch #...: 8031049
Dilution Factor: 1 **Initial Wgt/Vol:** 1050 mL **Final Wgt/Vol..:** 2 mL
Method.....: SW846 8270C

PARAMETER	RESULT	REPORTING LIMIT	UNITS	MDL
Benzoic acid	ND	10	ug/L	4.4
Benzyl alcohol	ND	5.0	ug/L	0.49
Phenol	ND	1.0	ug/L	0.96
bis(2-Chloroethyl)-ether	ND	1.0	ug/L	0.088
2-Chlorophenol	ND	1.0	ug/L	0.039
1,3-Dichlorobenzene	ND	1.0	ug/L	0.53
1,4-Dichlorobenzene	ND	1.0	ug/L	0.52
1,2-Dichlorobenzene	ND	1.0	ug/L	0.59
2-Methylphenol	ND	1.0	ug/L	0.56
2,2'-oxybis(1-Chloro-propane)	ND	1.0	ug/L	0.52
4-Methylphenol	ND	1.0	ug/L	0.64
N-Nitrosodi-n-propyl-amine	ND	1.0	ug/L	0.53
Hexachloroethane	ND	1.0	ug/L	0.58
Nitrobenzene	ND	1.0	ug/L	0.053
Isophorone	ND	1.0	ug/L	0.50
2-Nitrophenol	ND	2.0	ug/L	1.3
2,4-Dimethylphenol	ND	2.0	ug/L	0.56
bis(2-Chloroethoxy) methane	ND	1.0	ug/L	0.49
2,4-Dichlorophenol	ND	2.0	ug/L	1.1
1,2,4-Trichloro-benzene	ND	1.0	ug/L	0.59
Naphthalene	ND	0.20	ug/L	0.069
4-Chloroaniline	ND	2.0	ug/L	0.56
Hexachlorobutadiene	ND	1.0	ug/L	0.51
4-Chloro-3-methylphenol	ND	2.0	ug/L	0.41
2-Methylnaphthalene	ND	0.20	ug/L	0.061
Hexachlorocyclopenta-diene	ND	10	ug/L	0.74
2,4,6-Trichloro-phenol	ND	5.0	ug/L	1.4
2,4,5-Trichloro-phenol	ND	5.0	ug/L	0.96
2-Chloronaphthalene	ND	1.0	ug/L	0.62
2-Nitroaniline	ND	2.0	ug/L	0.43

(Continued on next page)

Environmental Quality Mgt., Inc.

Client Sample ID: FWGLL3mw-189C-0596-GW

GC/MS Semivolatiles

Lot-Sample #...: A8A300102-020 **Work Order #...:** KF9RC1AC **Matrix.....:** WG

PARAMETER	RESULT	REPORTING LIMIT	UNITS	MDL
Dimethyl phthalate	ND	1.0	ug/L	0.44
Acenaphthylene	ND	0.20	ug/L	0.054
2,6-Dinitrotoluene	ND	5.0	ug/L	0.47
3-Nitroaniline	ND	2.0	ug/L	0.67
Acenaphthene	ND	0.20	ug/L	0.054
4-Nitrophenol	ND	5.0	ug/L	0.63
Dibenzofuran	ND	1.0	ug/L	0.54
2,4-Dinitrotoluene	ND	5.0	ug/L	0.40
Diethyl phthalate	ND	1.0	ug/L	0.63
4-Chlorophenyl phenyl ether	ND	2.0	ug/L	0.55
Fluorene	ND	0.20	ug/L	0.043
4-Nitroaniline	ND	2.0	ug/L	0.47
N-Nitrosodiphenylamine	ND	1.0	ug/L	0.46
4-Bromophenyl phenyl ether	ND	2.0	ug/L	0.52
Hexachlorobenzene	ND	0.20	ug/L	0.065
Pentachlorophenol	ND	5.0	ug/L	0.48
Phenanthrene	ND	0.20	ug/L	0.087
Anthracene	ND	0.20	ug/L	0.054
Carbazole	ND	1.0	ug/L	0.54
Di-n-butyl phthalate	ND	1.0	ug/L	0.61
Fluoranthene	ND	0.20	ug/L	0.036
Pyrene	ND	0.20	ug/L	0.048
Butyl benzyl phthalate	ND	1.0	ug/L	0.51
3,3'-Dichlorobenzidine	ND	5.0	ug/L	0.48
Benzo(a)anthracene	ND	0.20	ug/L	0.052
Chrysene	ND	0.20	ug/L	0.048
bis(2-Ethylhexyl) phthalate	**1.1 J**	**10**	**ug/L**	**0.88**
Di-n-octyl phthalate	ND	1.0	ug/L	0.39
Benzo(b)fluoranthene	ND	0.20	ug/L	0.049
Benzo(k)fluoranthene	ND	0.20	ug/L	0.049
Benzo(a)pyrene	ND	0.20	ug/L	0.048
Indeno(1,2,3-cd)pyrene	ND	0.20	ug/L	0.065
Dibenz(a,h)anthracene	ND	0.20	ug/L	0.039
Benzo(ghi)perylene	ND	0.20	ug/L	0.053

SURROGATE	PERCENT RECOVERY	RECOVERY LIMITS
Nitrobenzene-d5	72	(50 - 150)
2-Fluorobiphenyl	72	(50 - 150)
Terphenyl-d14	59	(50 - 150)
Phenol-d5	56	(50 - 150)
2-Fluorophenol	32 *	(50 - 150)
2,4,6-Tribromophenol	73	(50 - 150)

(Continued on next page)

Environmental Quality Mgt., Inc.

Client Sample ID: FWGLL3mw-189C-0596-GW

GC/MS Semivolatiles

Lot-Sample #...: A8A300102-020 Work Order #...: KF9RC1AC Matrix.....: WG

NOTE(S):

* Surrogate recovery is outside stated control limits.

J Estimated result. Result is less than RL.

Environmental Quality Mgt., Inc.

Client Sample ID: FWGLL3mw-189C-0596-GW

GC/MS Semivolatiles

Lot-Sample #...: A8A300102-020 **Work Order #...:** KF9RC2AC **Matrix.....:** WG
Date Sampled...: 01/29/08 15:10 **Date Received..:** 01/30/08
Prep Date.....: 02/08/08 **Analysis Date..:** 02/13/08
Prep Batch #...: 8039100
Dilution Factor: 1 **Initial Wgt/Vol:** 1040 mL **Final Wgt/Vol..:** 2 mL
Method.....: SW846 8270C

PARAMETER	RESULT	REPORTING LIMIT	UNITS	MDL
2,4-Dinitrophenol	ND	5.0	ug/L	3.5
4,6-Dinitro-2-methylphenol	ND	5.0	ug/L	0.27

SURROGATE	PERCENT RECOVERY	RECOVERY LIMITS
Nitrobenzene-d5	68	(50 - 150)
2-Fluorobiphenyl	59	(50 - 150)
Terphenyl-d14	60	(50 - 150)
Phenol-d5	54	(50 - 150)
2-Fluorophenol	29 *	(50 - 150)
2,4,6-Tribromophenol	79	(50 - 150)

NOTE(S):

* Surrogate recovery is outside stated control limits.

Environmental Quality Mgt., Inc.

Client Sample ID: FWGLL4mw-193C-0583-GW

GC/MS Semivolatiles

Lot-Sample #...: A8A300102-022 **Work Order #...:** KF9RE1AC **Matrix.....:** WG
Date Sampled...: 01/29/08 10:10 **Date Received..:** 01/30/08
Prep Date.....: 01/31/08 **Analysis Date..:** 02/05/08
Prep Batch #...: 8031049
Dilution Factor: 1 **Initial Wgt/Vol:** 1050 mL **Final Wgt/Vol..:** 2 mL
Method.....: SW846 8270C

PARAMETER	RESULT	REPORTING LIMIT	UNITS	MDL
Benzoic acid	ND	10	ug/L	4.4
Benzyl alcohol	ND	5.0	ug/L	0.49
Phenol	ND	1.0	ug/L	0.96
bis(2-Chloroethyl)-ether	ND	1.0	ug/L	0.088
2-Chlorophenol	ND	1.0	ug/L	0.039
1,3-Dichlorobenzene	ND	1.0	ug/L	0.53
1,4-Dichlorobenzene	ND	1.0	ug/L	0.52
1,2-Dichlorobenzene	ND	1.0	ug/L	0.59
2-Methylphenol	ND	1.0	ug/L	0.56
2,2'-oxybis(1-Chloro-propane)	ND	1.0	ug/L	0.52
4-Methylphenol	ND	1.0	ug/L	0.64
N-Nitrosodi-n-propyl-amine	ND	1.0	ug/L	0.53
Hexachloroethane	ND	1.0	ug/L	0.58
Nitrobenzene	ND	1.0	ug/L	0.053
Isophorone	ND	1.0	ug/L	0.50
2-Nitrophenol	ND	2.0	ug/L	1.3
2,4-Dimethylphenol	ND	2.0	ug/L	0.56
bis(2-Chloroethoxy) methane	ND	1.0	ug/L	0.49
2,4-Dichlorophenol	ND	2.0	ug/L	1.1
1,2,4-Trichloro-benzene	ND	1.0	ug/L	0.59
Naphthalene	ND	0.20	ug/L	0.069
4-Chloroaniline	ND	2.0	ug/L	0.56
Hexachlorobutadiene	ND	1.0	ug/L	0.51
4-Chloro-3-methylphenol	ND	2.0	ug/L	0.41
2-Methylnaphthalene	ND	0.20	ug/L	0.061
Hexachlorocyclopenta-diene	ND	10	ug/L	0.74
2,4,6-Trichloro-phenol	ND	5.0	ug/L	1.4
2,4,5-Trichloro-phenol	ND	5.0	ug/L	0.96
2-Chloronaphthalene	ND	1.0	ug/L	0.62
2-Nitroaniline	ND	2.0	ug/L	0.43

(Continued on next page)

Environmental Quality Mgt., Inc.

Client Sample ID: FWGLL4mw-193C-0583-GW

GC/MS Semivolatiles

Lot-Sample #...: A8A300102-022 Work Order #...: KF9RE1AC Matrix.....: WG

PARAMETER	RESULT	REPORTING LIMIT	UNITS	MDL
Dimethyl phthalate	ND	1.0	ug/L	0.44
Acenaphthylene	ND	0.20	ug/L	0.054
2,6-Dinitrotoluene	ND	5.0	ug/L	0.47
3-Nitroaniline	ND	2.0	ug/L	0.67
Acenaphthene	ND	0.20	ug/L	0.054
4-Nitrophenol	ND	5.0	ug/L	0.63
Dibenzofuran	ND	1.0	ug/L	0.54
2,4-Dinitrotoluene	ND	5.0	ug/L	0.40
Diethyl phthalate	ND	1.0	ug/L	0.63
4-Chlorophenyl phenyl ether	ND	2.0	ug/L	0.55
Fluorene	ND	0.20	ug/L	0.043
4-Nitroaniline	ND	2.0	ug/L	0.47
N-Nitrosodiphenylamine	ND	1.0	ug/L	0.46
4-Bromophenyl phenyl ether	ND	2.0	ug/L	0.52
Hexachlorobenzene	ND	0.20	ug/L	0.065
Pentachlorophenol	ND	5.0	ug/L	0.48
Phenanthrene	ND	0.20	ug/L	0.087
Anthracene	ND	0.20	ug/L	0.054
Carbazole	ND	1.0	ug/L	0.54
Di-n-butyl phthalate	ND	1.0	ug/L	0.61
Fluoranthene	ND	0.20	ug/L	0.036
Pyrene	ND	0.20	ug/L	0.048
Butyl benzyl phthalate	ND	1.0	ug/L	0.51
3,3'-Dichlorobenzidine	ND	5.0	ug/L	0.48
Benzo(a)anthracene	ND	0.20	ug/L	0.052
Chrysene	ND	0.20	ug/L	0.048
bis(2-Ethylhexyl) phthalate	ND	10	ug/L	0.88
Di-n-octyl phthalate	ND	1.0	ug/L	0.39
Benzo(b)fluoranthene	ND	0.20	ug/L	0.049
Benzo(k)fluoranthene	ND	0.20	ug/L	0.049
Benzo(a)pyrene	ND	0.20	ug/L	0.048
Indeno(1,2,3-cd)pyrene	ND	0.20	ug/L	0.065
Dibenz(a,h)anthracene	ND	0.20	ug/L	0.039
Benzo(ghi)perylene	ND	0.20	ug/L	0.053

SURROGATE	PERCENT RECOVERY	RECOVERY LIMITS
Nitrobenzene-d5	71	(50 - 150)
2-Fluorobiphenyl	70	(50 - 150)
Terphenyl-d14	97	(50 - 150)
Phenol-d5	71	(50 - 150)
2-Fluorophenol	42 *	(50 - 150)
2,4,6-Tribromophenol	74	(50 - 150)

(Continued on next page)

Environmental Quality Mgt., Inc.

Client Sample ID: FWGLL4mw-193C-0583-GW

GC/MS Semivolatiles

Lot-Sample #...: A8A300102-022 Work Order #...: KF9RE1AC Matrix.....: WG

NOTE(S):

* Surrogate recovery is outside stated control limits.

Environmental Quality Mgt., Inc.

Client Sample ID: FWGLL4mw-193C-0583-GW

GC/MS Semivolatiles

Lot-Sample #...: A8A300102-022 **Work Order #...:** KF9RE2AC **Matrix.....:** WG
Date Sampled...: 01/29/08 10:10 **Date Received..:** 01/30/08
Prep Date.....: 02/08/08 **Analysis Date..:** 02/13/08
Prep Batch #...: 8039100
Dilution Factor: 1 **Initial Wgt/Vol:** 1020 mL **Final Wgt/Vol..:** 2 mL
Method.....: SW846 8270C

PARAMETER	RESULT	REPORTING LIMIT	UNITS	MDL
2,4-Dinitrophenol	ND	5.0	ug/L	3.5
4,6-Dinitro-2-methylphenol	ND	5.0	ug/L	0.27

SURROGATE	PERCENT RECOVERY	RECOVERY LIMITS
Nitrobenzene-d5	66	(50 - 150)
2-Fluorobiphenyl	60	(50 - 150)
Terphenyl-d14	85	(50 - 150)
Phenol-d5	50	(50 - 150)
2-Fluorophenol	31 *	(50 - 150)
2,4,6-Tribromophenol	55	(50 - 150)

NOTE(S):

* Surrogate recovery is outside stated control limits.

Environmental Quality Mgt., Inc.

Client Sample ID: FWGLL4mw-195C-0585-GW

GC/MS Semivolatiles

Lot-Sample #...: A8A300102-024 **Work Order #...:** KF9RG1AC **Matrix.....:** WG
Date Sampled...: 01/29/08 12:45 **Date Received..:** 01/30/08
Prep Date.....: 01/31/08 **Analysis Date..:** 02/05/08
Prep Batch #...: 8031049
Dilution Factor: 1 **Initial Wgt/Vol:** 1030 mL **Final Wgt/Vol..:** 2 mL
Method.....: SW846 8270C

PARAMETER	RESULT	REPORTING LIMIT	UNITS	MDL
Benzoic acid	ND	10	ug/L	4.4
Benzyl alcohol	ND	5.0	ug/L	0.49
Phenol	ND	1.0	ug/L	0.96
bis(2-Chloroethyl)-ether	ND	1.0	ug/L	0.088
2-Chlorophenol	ND	1.0	ug/L	0.039
1,3-Dichlorobenzene	ND	1.0	ug/L	0.53
1,4-Dichlorobenzene	ND	1.0	ug/L	0.52
1,2-Dichlorobenzene	ND	1.0	ug/L	0.59
2-Methylphenol	ND	1.0	ug/L	0.56
2,2'-oxybis(1-Chloro-propane)	ND	1.0	ug/L	0.52
4-Methylphenol	ND	1.0	ug/L	0.64
N-Nitrosodi-n-propyl-amine	ND	1.0	ug/L	0.53
Hexachloroethane	ND	1.0	ug/L	0.58
Nitrobenzene	ND	1.0	ug/L	0.053
Isophorone	ND	1.0	ug/L	0.50
2-Nitrophenol	ND	2.0	ug/L	1.3
2,4-Dimethylphenol	ND	2.0	ug/L	0.56
bis(2-Chloroethoxy) methane	ND	1.0	ug/L	0.49
2,4-Dichlorophenol	ND	2.0	ug/L	1.1
1,2,4-Trichloro-benzene	ND	1.0	ug/L	0.59
Naphthalene	ND	0.20	ug/L	0.069
4-Chloroaniline	ND	2.0	ug/L	0.56
Hexachlorobutadiene	ND	1.0	ug/L	0.51
4-Chloro-3-methylphenol	ND	2.0	ug/L	0.41
2-Methylnaphthalene	ND	0.20	ug/L	0.061
Hexachlorocyclopenta-diene	ND	10	ug/L	0.74
2,4,6-Trichloro-phenol	ND	5.0	ug/L	1.4
2,4,5-Trichloro-phenol	ND	5.0	ug/L	0.96
2-Chloronaphthalene	ND	1.0	ug/L	0.62
2-Nitroaniline	ND	2.0	ug/L	0.43

(Continued on next page)

Environmental Quality Mgt., Inc.

Client Sample ID: FWGLL4mw-195C-0585-GW

GC/MS Semivolatiles

Lot-Sample #...: A8A300102-024 **Work Order #...:** KF9RG1AC **Matrix.....:** WG

PARAMETER	RESULT	REPORTING LIMIT	UNITS	MDL
Dimethyl phthalate	ND	1.0	ug/L	0.44
Acenaphthylene	ND	0.20	ug/L	0.054
2,6-Dinitrotoluene	ND	5.0	ug/L	0.47
3-Nitroaniline	ND	2.0	ug/L	0.67
Acenaphthene	ND	0.20	ug/L	0.054
4-Nitrophenol	ND	5.0	ug/L	0.63
Dibenzofuran	ND	1.0	ug/L	0.54
2,4-Dinitrotoluene	ND	5.0	ug/L	0.40
Diethyl phthalate	ND	1.0	ug/L	0.63
4-Chlorophenyl phenyl ether	ND	2.0	ug/L	0.55
Fluorene	ND	0.20	ug/L	0.043
4-Nitroaniline	ND	2.0	ug/L	0.47
N-Nitrosodiphenylamine	ND	1.0	ug/L	0.46
4-Bromophenyl phenyl ether	ND	2.0	ug/L	0.52
Hexachlorobenzene	ND	0.20	ug/L	0.065
Pentachlorophenol	ND	5.0	ug/L	0.48
Phenanthrene	ND	0.20	ug/L	0.087
Anthracene	ND	0.20	ug/L	0.054
Carbazole	ND	1.0	ug/L	0.54
Di-n-butyl phthalate	ND	1.0	ug/L	0.61
Fluoranthene	ND	0.20	ug/L	0.036
Pyrene	ND	0.20	ug/L	0.048
Butyl benzyl phthalate	ND	1.0	ug/L	0.51
3,3'-Dichlorobenzidine	ND	5.0	ug/L	0.48
Benzo(a)anthracene	ND	0.20	ug/L	0.052
Chrysene	ND	0.20	ug/L	0.048
bis(2-Ethylhexyl) phthalate	ND	10	ug/L	0.88
Di-n-octyl phthalate	ND	1.0	ug/L	0.39
Benzo(b)fluoranthene	ND	0.20	ug/L	0.049
Benzo(k)fluoranthene	ND	0.20	ug/L	0.049
Benzo(a)pyrene	ND	0.20	ug/L	0.048
Indeno(1,2,3-cd)pyrene	ND	0.20	ug/L	0.065
Dibenz(a,h)anthracene	ND	0.20	ug/L	0.039
Benzo(ghi)perylene	ND	0.20	ug/L	0.053

SURROGATE	PERCENT RECOVERY	RECOVERY LIMITS
Nitrobenzene-d5	69	(50 - 150)
2-Fluorobiphenyl	70	(50 - 150)
Terphenyl-d14	90	(50 - 150)
Phenol-d5	57	(50 - 150)
2-Fluorophenol	18 *	(50 - 150)
2,4,6-Tribromophenol	77	(50 - 150)

(Continued on next page)

Environmental Quality Mgt., Inc.

Client Sample ID: FWGLL4mw-195C-0585-GW

GC/MS Semivolatiles

Lot-Sample #...: A8A300102-024 Work Order #...: KF9RG1AC Matrix.....: WG

NOTE(S):

* Surrogate recovery is outside stated control limits.

Environmental Quality Mgt., Inc.

Client Sample ID: FWGLL4mw-195C-0585-GW

GC/MS Semivolatiles

Lot-Sample #...: A8A300102-024	**Work Order #...:** KF9RG2AC	**Matrix.....:** WG	
Date Sampled...: 01/29/08 12:45	**Date Received..:** 01/30/08		
Prep Date.....: 02/08/08	**Analysis Date..:** 02/13/08		
Prep Batch #...: 8039100			
Dilution Factor: 1	**Initial Wgt/Vol:** 1000 mL	**Final Wgt/Vol..:** 2 mL	
	Method.....: SW846 8270C		

PARAMETER	RESULT	REPORTING LIMIT	UNITS	MDL
2,4-Dinitrophenol	ND	5.0	ug/L	3.5
4,6-Dinitro-2-methylphenol	ND	5.0	ug/L	0.27

SURROGATE	PERCENT RECOVERY	RECOVERY LIMITS
Nitrobenzene-d5	70	(50 - 150)
2-Fluorobiphenyl	62	(50 - 150)
Terphenyl-d14	89	(50 - 150)
Phenol-d5	58	(50 - 150)
2-Fluorophenol	44 *	(50 - 150)
2,4,6-Tribromophenol	76	(50 - 150)

NOTE(S):

* Surrogate recovery is outside stated control limits.

Environmental Quality Mgt., Inc.

Client Sample ID: FWGLL4mw-194C-0584-GW

GC/MS Semivolatiles

Lot-Sample #...: A8A300102-026 **Work Order #...:** KF9RK1AC **Matrix.....:** WG
Date Sampled...: 01/29/08 15:30 **Date Received..:** 01/30/08
Prep Date.....: 01/31/08 **Analysis Date..:** 02/05/08
Prep Batch #...: 8031049
Dilution Factor: 1 **Initial Wgt/Vol:** 1020 mL **Final Wgt/Vol..:** 2 mL
Method.....: SW846 8270C

PARAMETER	RESULT	REPORTING LIMIT	UNITS	MDL
Benzoic acid	ND	10	ug/L	4.4
Benzyl alcohol	ND	5.0	ug/L	0.49
Phenol	ND	1.0	ug/L	0.96
bis(2-Chloroethyl)-ether	ND	1.0	ug/L	0.088
2-Chlorophenol	ND	1.0	ug/L	0.039
1,3-Dichlorobenzene	ND	1.0	ug/L	0.53
1,4-Dichlorobenzene	ND	1.0	ug/L	0.52
1,2-Dichlorobenzene	ND	1.0	ug/L	0.59
2-Methylphenol	ND	1.0	ug/L	0.56
2,2'-oxybis(1-Chloro-propane)	ND	1.0	ug/L	0.52
4-Methylphenol	ND	1.0	ug/L	0.64
N-Nitrosodi-n-propyl-amine	ND	1.0	ug/L	0.53
Hexachloroethane	ND	1.0	ug/L	0.58
Nitrobenzene	ND	1.0	ug/L	0.053
Isophorone	ND	1.0	ug/L	0.50
2-Nitrophenol	ND	2.0	ug/L	1.3
2,4-Dimethylphenol	ND	2.0	ug/L	0.56
bis(2-Chloroethoxy) methane	ND	1.0	ug/L	0.49
2,4-Dichlorophenol	ND	2.0	ug/L	1.1
1,2,4-Trichloro-benzene	ND	1.0	ug/L	0.59
Naphthalene	ND	0.20	ug/L	0.069
4-Chloroaniline	ND	2.0	ug/L	0.56
Hexachlorobutadiene	ND	1.0	ug/L	0.51
4-Chloro-3-methylphenol	ND	2.0	ug/L	0.41
2-Methylnaphthalene	ND	0.20	ug/L	0.061
Hexachlorocyclopenta-diene	ND	10	ug/L	0.74
2,4,6-Trichloro-phenol	ND	5.0	ug/L	1.4
2,4,5-Trichloro-phenol	ND	5.0	ug/L	0.96
2-Chloronaphthalene	ND	1.0	ug/L	0.62
2-Nitroaniline	ND	2.0	ug/L	0.43

(Continued on next page)

Environmental Quality Mgt., Inc.

Client Sample ID: FWGLL4mw-194C-0584-GW

GC/MS Semivolatiles

Lot-Sample #...: A8A300102-026 **Work Order #...:** KF9RK1AC **Matrix.....:** WG

PARAMETER	RESULT	REPORTING LIMIT	UNITS	MDL
Dimethyl phthalate	ND	1.0	ug/L	0.44
Acenaphthylene	ND	0.20	ug/L	0.054
2,6-Dinitrotoluene	ND	5.0	ug/L	0.47
3-Nitroaniline	ND	2.0	ug/L	0.67
Acenaphthene	ND	0.20	ug/L	0.054
4-Nitrophenol	ND	5.0	ug/L	0.63
Dibenzofuran	ND	1.0	ug/L	0.54
2,4-Dinitrotoluene	ND	5.0	ug/L	0.40
Diethyl phthalate	ND	1.0	ug/L	0.63
4-Chlorophenyl phenyl ether	ND	2.0	ug/L	0.55
Fluorene	ND	0.20	ug/L	0.043
4-Nitroaniline	ND	2.0	ug/L	0.47
N-Nitrosodiphenylamine	ND	1.0	ug/L	0.46
4-Bromophenyl phenyl ether	ND	2.0	ug/L	0.52
Hexachlorobenzene	ND	0.20	ug/L	0.065
Pentachlorophenol	ND	5.0	ug/L	0.48
Phenanthrene	ND	0.20	ug/L	0.087
Anthracene	ND	0.20	ug/L	0.054
Carbazole	ND	1.0	ug/L	0.54
Di-n-butyl phthalate	ND	1.0	ug/L	0.61
Fluoranthene	ND	0.20	ug/L	0.036
Pyrene	ND	0.20	ug/L	0.048
Butyl benzyl phthalate	ND	1.0	ug/L	0.51
3,3'-Dichlorobenzidine	ND	5.0	ug/L	0.48
Benzo(a)anthracene	ND	0.20	ug/L	0.052
Chrysene	ND	0.20	ug/L	0.048
bis(2-Ethylhexyl) phthalate	ND	10	ug/L	0.88
Di-n-octyl phthalate	ND	1.0	ug/L	0.39
Benzo(b)fluoranthene	ND	0.20	ug/L	0.049
Benzo(k)fluoranthene	ND	0.20	ug/L	0.049
Benzo(a)pyrene	ND	0.20	ug/L	0.048
Indeno(1,2,3-cd)pyrene	ND	0.20	ug/L	0.065
Dibenz(a,h)anthracene	ND	0.20	ug/L	0.039
Benzo(ghi)perylene	ND	0.20	ug/L	0.053

SURROGATE	PERCENT RECOVERY	RECOVERY LIMITS
Nitrobenzene-d5	72	(50 - 150)
2-Fluorobiphenyl	68	(50 - 150)
Terphenyl-d14	81	(50 - 150)
Phenol-d5	53	(50 - 150)
2-Fluorophenol	23 *	(50 - 150)
2,4,6-Tribromophenol	51	(50 - 150)

(Continued on next page)

Environmental Quality Mgt., Inc.

Client Sample ID: FWGLL4mw-194C-0584-GW

GC/MS Semivolatiles

Lot-Sample #...: A8A300102-026 Work Order #...: KF9RK1AC Matrix.....: WG

NOTE(S):

* Surrogate recovery is outside stated control limits.

Environmental Quality Mgt., Inc.

Client Sample ID: FWGLL4mw-194C-0584-GW

GC/MS Semivolatiles

Lot-Sample #...:	A8A300102-026	**Work Order #...:**	KF9RK2AC	**Matrix.....:**	WG
Date Sampled...:	01/29/08 15:30	**Date Received..:**	01/30/08		
Prep Date.....:	02/08/08	**Analysis Date..:**	02/13/08		
Prep Batch #...:	8039100				
Dilution Factor:	1	**Initial Wgt/Vol:**	1050 mL	**Final Wgt/Vol..:**	2 mL
		Method.....:	SW846 8270C		

PARAMETER	RESULT	REPORTING LIMIT	UNITS	MDL
2,4-Dinitrophenol	ND	5.0	ug/L	3.5
4,6-Dinitro-2-methylphenol	ND	5.0	ug/L	0.27

SURROGATE	PERCENT RECOVERY	RECOVERY LIMITS
Nitrobenzene-d5	67	(50 - 150)
2-Fluorobiphenyl	60	(50 - 150)
Terphenyl-d14	69	(50 - 150)
Phenol-d5	54	(50 - 150)
2-Fluorophenol	33 *	(50 - 150)
2,4,6-Tribromophenol	64	(50 - 150)

NOTE(S):

* Surrogate recovery is outside stated control limits.

METHOD BLANK REPORT

GC/MS Semivolatiles

Client Lot #...: A8A300102 **Work Order #...:** KGCKD1AA **Matrix.....:** WATER
MB Lot-Sample #: A8A310000-049

Prep Date.....: 01/31/08 **Final Wgt/Vol..:** 2 mL
Analysis Date..: 02/05/08 **Prep Batch #...:** 8031049
Dilution Factor: 1 **Initial Wgt/Vol:** 1000 mL

PARAMETER	RESULT	REPORTING LIMIT	UNITS	METHOD
Benzoic acid	ND	10	ug/L	SW846 8270C
Benzyl alcohol	ND	5.0	ug/L	SW846 8270C
Phenol	ND	1.0	ug/L	SW846 8270C
bis(2-Chloroethyl)-ether	ND	1.0	ug/L	SW846 8270C
2-Chlorophenol	ND	1.0	ug/L	SW846 8270C
1,3-Dichlorobenzene	ND	1.0	ug/L	SW846 8270C
1,4-Dichlorobenzene	ND	1.0	ug/L	SW846 8270C
1,2-Dichlorobenzene	ND	1.0	ug/L	SW846 8270C
2-Methylphenol	ND	1.0	ug/L	SW846 8270C
2,2'-oxybis(1-Chloro-propane)	ND	1.0	ug/L	SW846 8270C
4-Methylphenol	ND	1.0	ug/L	SW846 8270C
N-Nitrosodi-n-propyl-amine	ND	1.0	ug/L	SW846 8270C
Hexachloroethane	ND	1.0	ug/L	SW846 8270C
Nitrobenzene	ND	1.0	ug/L	SW846 8270C
Isophorone	ND	1.0	ug/L	SW846 8270C
2-Nitrophenol	ND	2.0	ug/L	SW846 8270C
2,4-Dimethylphenol	ND	2.0	ug/L	SW846 8270C
bis(2-Chloroethoxy) methane	ND	1.0	ug/L	SW846 8270C
2,4-Dichlorophenol	ND	2.0	ug/L	SW846 8270C
1,2,4-Trichloro-benzene	ND	1.0	ug/L	SW846 8270C
Naphthalene	ND	0.20	ug/L	SW846 8270C
4-Chloroaniline	ND	2.0	ug/L	SW846 8270C
Hexachlorobutadiene	ND	1.0	ug/L	SW846 8270C
4-Chloro-3-methylphenol	ND	2.0	ug/L	SW846 8270C
2-Methylnaphthalene	ND	0.20	ug/L	SW846 8270C
Hexachlorocyclopenta-diene	ND	10	ug/L	SW846 8270C
2,4,6-Trichloro-phenol	ND	5.0	ug/L	SW846 8270C
2,4,5-Trichloro-phenol	ND	5.0	ug/L	SW846 8270C
2-Chloronaphthalene	ND	1.0	ug/L	SW846 8270C
2-Nitroaniline	ND	2.0	ug/L	SW846 8270C
Dimethyl phthalate	ND	1.0	ug/L	SW846 8270C
Acenaphthylene	ND	0.20	ug/L	SW846 8270C
2,6-Dinitrotoluene	ND	5.0	ug/L	SW846 8270C

(Continued on next page)

METHOD BLANK REPORT

GC/MS Semivolatiles

Client Lot #...: A8A300102 **Work Order #...:** KGCKD1AA **Matrix.....:** WATER

PARAMETER	RESULT	REPORTING LIMIT	UNITS	METHOD
3-Nitroaniline	ND	2.0	ug/L	SW846 8270C
Acenaphthene	ND	0.20	ug/L	SW846 8270C
4-Nitrophenol	ND	5.0	ug/L	SW846 8270C
Dibenzofuran	ND	1.0	ug/L	SW846 8270C
2,4-Dinitrotoluene	ND	5.0	ug/L	SW846 8270C
Diethyl phthalate	ND	1.0	ug/L	SW846 8270C
4-Chlorophenyl phenyl ether	ND	2.0	ug/L	SW846 8270C
Fluorene	ND	0.20	ug/L	SW846 8270C
4-Nitroaniline	ND	2.0	ug/L	SW846 8270C
N-Nitrosodiphenylamine	ND	1.0	ug/L	SW846 8270C
4-Bromophenyl phenyl ether	ND	2.0	ug/L	SW846 8270C
Hexachlorobenzene	ND	0.20	ug/L	SW846 8270C
Pentachlorophenol	ND	5.0	ug/L	SW846 8270C
Phenanthrene	ND	0.20	ug/L	SW846 8270C
Anthracene	ND	0.20	ug/L	SW846 8270C
Carbazole	ND	1.0	ug/L	SW846 8270C
Di-n-butyl phthalate	ND	1.0	ug/L	SW846 8270C
Fluoranthene	ND	0.20	ug/L	SW846 8270C
Pyrene	ND	0.20	ug/L	SW846 8270C
Butyl benzyl phthalate	ND	1.0	ug/L	SW846 8270C
3,3'-Dichlorobenzidine	ND	5.0	ug/L	SW846 8270C
Benzo(a)anthracene	ND	0.20	ug/L	SW846 8270C
Chrysene	ND	0.20	ug/L	SW846 8270C
bis(2-Ethylhexyl) phthalate	ND	10	ug/L	SW846 8270C
Di-n-octyl phthalate	ND	1.0	ug/L	SW846 8270C
Benzo(b)fluoranthene	ND	0.20	ug/L	SW846 8270C
Benzo(k)fluoranthene	ND	0.20	ug/L	SW846 8270C
Benzo(a)pyrene	ND	0.20	ug/L	SW846 8270C
Indeno(1,2,3-cd)pyrene	ND	0.20	ug/L	SW846 8270C
Dibenz(a,h)anthracene	ND	0.20	ug/L	SW846 8270C
Benzo(ghi)perylene	ND	0.20	ug/L	SW846 8270C

SURROGATE	PERCENT RECOVERY	RECOVERY LIMITS
Nitrobenzene-d5	82	(50 - 150)
2-Fluorobiphenyl	80	(50 - 150)
Terphenyl-d14	108	(50 - 150)
Phenol-d5	77	(50 - 150)
2-Fluorophenol	55	(50 - 150)
2,4,6-Tribromophenol	80	(50 - 150)

NOTE(S):

Calculations are performed before rounding to avoid round-off errors in calculated results.

METHOD BLANK REPORT

GC/MS Semivolatiles

Client Lot #...: A8A300102 **Work Order #...:** KGMC11AA **Matrix.....:** WATER
MB Lot-Sample #: A8B060000-333

Prep Date.....: 02/06/08 **Final Wgt/Vol..:** 2 mL
Analysis Date..: 02/08/08 **Prep Batch #...:** 8037333
Dilution Factor: 1 **Initial Wgt/Vol:** 1000 mL

PARAMETER	RESULT	REPORTING LIMIT	UNITS	METHOD
2,4-Dinitrophenol	ND	5.0	ug/L	SW846 8270C
4,6-Dinitro-2-methylphenol	ND	5.0	ug/L	SW846 8270C

SURROGATE	PERCENT RECOVERY	RECOVERY LIMITS
Nitrobenzene-d5	92	(50 - 150)
2-Fluorobiphenyl	85	(50 - 150)
Terphenyl-d14	107	(50 - 150)
Phenol-d5	80	(50 - 150)
2-Fluorophenol	51	(50 - 150)
2,4,6-Tribromophenol	88	(50 - 150)

NOTE(S):

Calculations are performed before rounding to avoid round-off errors in calculated results.

METHOD BLANK REPORT

GC/MS Semivolatiles

Client Lot #...: A8A300102 **Work Order #...:** KGRD11AA **Matrix.....:** WATER
MB Lot-Sample #: A8B080000-100

Prep Date.....: 02/08/08 **Final Wgt/Vol..:** 2 mL
Analysis Date..: 02/13/08 **Prep Batch #...:** 8039100
Dilution Factor: 1 **Initial Wgt/Vol:** 1000 mL

PARAMETER	RESULT	REPORTING LIMIT	UNITS	METHOD
2,4-Dinitrophenol	ND	5.0	ug/L	SW846 8270C
4,6-Dinitro-2-methylphenol	ND	5.0	ug/L	SW846 8270C

SURROGATE	PERCENT RECOVERY	RECOVERY LIMITS
Nitrobenzene-d5	67	(50 - 150)
2-Fluorobiphenyl	62	(50 - 150)
Terphenyl-d14	86	(50 - 150)
Phenol-d5	42 *	(50 - 150)
2-Fluorophenol	8.0 *	(50 - 150)
2,4,6-Tribromophenol	64	(50 - 150)

NOTE(S):

Calculations are performed before rounding to avoid round-off errors in calculated results.

* Surrogate recovery is outside stated control limits.

LABORATORY CONTROL SAMPLE EVALUATION REPORT

GC/MS Semivolatiles

Client Lot #...: A8A300102 Work Order #...: KGCKD1AC Matrix.....: WATER
LCS Lot-Sample#: A8A310000-049
Prep Date.....: 01/31/08 Analysis Date..: 02/05/08
Prep Batch #...: 8031049
Dilution Factor: 1 Final Wgt/Vol..: 2 mL
Initial Wgt/Vol: 1000 mL

PARAMETER	PERCENT RECOVERY	RECOVERY LIMITS	METHOD
Benzoic acid	4.7 a	(30 - 136)	SW846 8270C
Benzyl alcohol	91	(29 - 115)	SW846 8270C
Phenol	73	(30 - 115)	SW846 8270C
bis(2-Chloroethyl)-ether	85	(30 - 115)	SW846 8270C
2-Chlorophenol	74	(30 - 120)	SW846 8270C
1,3-Dichlorobenzene	66	(30 - 120)	SW846 8270C
1,4-Dichlorobenzene	114	(30 - 115)	SW846 8270C
1,2-Dichlorobenzene	76	(30 - 120)	SW846 8270C
2-Methylphenol	91	(30 - 116)	SW846 8270C
bis(2-Chloroisopropyl) ether	99	(50 - 150)	SW846 8270C
4-Methylphenol	90	(31 - 115)	SW846 8270C
N-Nitrosodi-n-propyl-amine	95	(30 - 132)	SW846 8270C
Hexachloroethane	56	(30 - 120)	SW846 8270C
Nitrobenzene	94	(31 - 115)	SW846 8270C
Isophorone	102	(33 - 115)	SW846 8270C
2-Nitrophenol	88	(33 - 115)	SW846 8270C
2,4-Dimethylphenol	60	(31 - 120)	SW846 8270C
bis(2-Chloroethoxy) methane	95	(30 - 115)	SW846 8270C
2,4-Dichlorophenol	89	(34 - 115)	SW846 8270C
1,2,4-Trichloro-benzene	74	(30 - 120)	SW846 8270C
Naphthalene	79	(30 - 119)	SW846 8270C
4-Chloroaniline	75	(30 - 133)	SW846 8270C
Hexachlorobutadiene	57	(30 - 120)	SW846 8270C
4-Chloro-3-methylphenol	96	(31 - 121)	SW846 8270C
2-Methylnaphthalene	89	(32 - 115)	SW846 8270C
Hexachlorocyclopenta-diene	18 a	(30 - 115)	SW846 8270C
2,4,6-Trichloro-phenol	89	(39 - 115)	SW846 8270C

(Continued on next page)

LABORATORY CONTROL SAMPLE EVALUATION REPORT

GC/MS Semivolatiles

Client Lot #...: A8A300102 Work Order #...: KGCKD1AC Matrix.....: WATER
LCS Lot-Sample#: A8A310000-049

PARAMETER	PERCENT RECOVERY	RECOVERY LIMITS	METHOD
2,4,5-Trichloro-phenol	90	(36 - 135)	SW846 8270C
2-Chloronaphthalene	84	(35 - 115)	SW846 8270C
2-Nitroaniline	97	(36 - 140)	SW846 8270C
Dimethyl phthalate	98	(42 - 116)	SW846 8270C
Acenaphthylene	89	(37 - 115)	SW846 8270C
2,6-Dinitrotoluene	101	(43 - 122)	SW846 8270C
3-Nitroaniline	98	(30 - 138)	SW846 8270C
Acenaphthene	85	(31 - 120)	SW846 8270C
4-Nitrophenol	88	(30 - 138)	SW846 8270C
Dibenzofuran	88	(40 - 115)	SW846 8270C
2,4-Dinitrotoluene	101	(34 - 151)	SW846 8270C
Diethyl phthalate	100	(43 - 132)	SW846 8270C
4-Chlorophenyl phenyl ether	100	(40 - 115)	SW846 8270C
Fluorene	90	(41 - 115)	SW846 8270C
4-Nitroaniline	98	(30 - 140)	SW846 8270C
N-Nitrosodiphenylamine	92	(35 - 124)	SW846 8270C
4-Bromophenyl phenyl ether	106	(43 - 118)	SW846 8270C
Hexachlorobenzene	93	(42 - 123)	SW846 8270C
Pentachlorophenol	43	(30 - 150)	SW846 8270C
Phenanthrene	91	(45 - 117)	SW846 8270C
Anthracene	95	(45 - 118)	SW846 8270C
Carbazole	101	(49 - 126)	SW846 8270C
Di-n-butyl phthalate	106	(46 - 123)	SW846 8270C
Fluoranthene	108	(47 - 132)	SW846 8270C
Pyrene	99	(35 - 139)	SW846 8270C
Butyl benzyl phthalate	104	(37 - 136)	SW846 8270C
3,3'-Dichlorobenzidine	77	(30 - 160)	SW846 8270C
Benzo(a)anthracene	89	(43 - 138)	SW846 8270C
Chrysene	95	(42 - 142)	SW846 8270C
bis(2-Ethylhexyl) phthalate	104	(30 - 154)	SW846 8270C
Di-n-octyl phthalate	109	(36 - 151)	SW846 8270C
Benzo(b)fluoranthene	95	(31 - 146)	SW846 8270C
Benzo(k)fluoranthene	102	(40 - 127)	SW846 8270C

(Continued on next page)

LABORATORY CONTROL SAMPLE EVALUATION REPORT

GC/MS Semivolatiles

Client Lot #...: A8A300102 **Work Order #...:** KGCKD1AC **Matrix.....:** WATER
LCS Lot-Sample#: A8A310000-049

PARAMETER	PERCENT RECOVERY	RECOVERY LIMITS	METHOD
Benzo(a)pyrene	**94**	**(38 - 144)**	**SW846 8270C**
Indeno(1,2,3-cd)pyrene	**102**	**(37 - 130)**	**SW846 8270C**
Dibenz(a,h)anthracene	**106**	**(38 - 130)**	**SW846 8270C**
Benzo(ghi)perylene	**100**	**(35 - 129)**	**SW846 8270C**

SURROGATE	PERCENT RECOVERY	RECOVERY LIMITS
Nitrobenzene-d5	83	(50 - 150)
2-Fluorobiphenyl	81	(50 - 150)
Terphenyl-d14	102	(50 - 150)
Phenol-d5	68	(50 - 150)
2-Fluorophenol	43 *	(50 - 150)
2,4,6-Tribromophenol	91	(50 - 150)

NOTE(S):

Calculations are performed before rounding to avoid round-off errors in calculated results.

Bold print denotes control parameters

a Spiked analyte recovery is outside stated control limits.

* Surrogate recovery is outside stated control limits.

LABORATORY CONTROL SAMPLE EVALUATION REPORT

GC/MS Semivolatiles

Client Lot #...: A8A300102 **Work Order #...:** KGMC11AC-LCS **Matrix.....:** WATER
LCS Lot-Sample#: A8B060000-333 KGMC11AD-LCSD
Prep Date.....: 02/06/08 **Analysis Date..:** 02/08/08
Prep Batch #...: 8037333
Dilution Factor: 1 **Final Wgt/Vol..:** 2 mL
Initial Wgt/Vol: 1000 mL

PARAMETER	PERCENT RECOVERY	RECOVERY LIMITS	RPD	RPD LIMITS	METHOD
2,4-Dinitrophenol	**25 a**	**(29 - 146)**			**SW846 8270C**
	34	**(29 - 146)**	**28**	**(0-30)**	**SW846 8270C**
4,6-Dinitro-2-methylphenol	**56**	**(42 - 144)**			**SW846 8270C**
	64	**(42 - 144)**	**15**	**(0-30)**	**SW846 8270C**

SURROGATE	PERCENT RECOVERY	RECOVERY LIMITS
Nitrobenzene-d5	94	(50 - 150)
	96	(50 - 150)
2-Fluorobiphenyl	83	(50 - 150)
	92	(50 - 150)
Terphenyl-d14	108	(50 - 150)
	107	(50 - 150)
Phenol-d5	95	(50 - 150)
	95	(50 - 150)
2-Fluorophenol	66	(50 - 150)
	63	(50 - 150)
2,4,6-Tribromophenol	115	(50 - 150)
	117	(50 - 150)

NOTE(S):

Calculations are performed before rounding to avoid round-off errors in calculated results.

Bold print denotes control parameters

a Spiked analyte recovery is outside stated control limits.

LABORATORY CONTROL SAMPLE EVALUATION REPORT

GC/MS Semivolatiles

Client Lot #...: A8A300102 **Work Order #...:** KGRD11AC **Matrix.....:** WATER
LCS Lot-Sample#: A8B080000-100
Prep Date.....: 02/08/08 **Analysis Date..:** 02/13/08
Prep Batch #...: 8039100
Dilution Factor: 1 **Final Wgt/Vol..:** 2 mL
Initial Wgt/Vol: 1000 mL

PARAMETER	PERCENT RECOVERY	RECOVERY LIMITS	METHOD
2,4-Dinitrophenol	**33**	**(29 - 146)**	**SW846 8270C**
4,6-Dinitro-2-methylphenol	**53**	**(42 - 144)**	**SW846 8270C**

SURROGATE	PERCENT RECOVERY	RECOVERY LIMITS
Nitrobenzene-d5	69	(50 - 150)
2-Fluorobiphenyl	66	(50 - 150)
Terphenyl-d14	75	(50 - 150)
Phenol-d5	61	(50 - 150)
2-Fluorophenol	38 *	(50 - 150)
2,4,6-Tribromophenol	71	(50 - 150)

NOTE(S):

Calculations are performed before rounding to avoid round-off errors in calculated results.

Bold print denotes control parameters

* Surrogate recovery is outside stated control limits.

Laboratory Control Sample / Laboratory Control Sample Duplicate Outlier Report

Method Batch : 8031049
Preparation Batch : 8031049
Lab Reporting Batch : A8A300102

Analysis Method : 8270C
Preparation Type : 3520C
Lab ID: STLCAN

Analysis Date : 02/05/2008
Preparation Date : 01/31/2008

LCS Lab Sample ID	Matrix	Analyte Name	Reported Values		Project Limits (Percent)			
			Percent Recovery	RPD	Rejection Point	Lower Limit	Upper Limit	RPD
A8A310000049C	AQ	Benzoic acid	4.7		30.00	30.00	136.00	30.00
		Hexachlorocyclopentadiene	18		30.00	30.00	115.00	30.00

Associated Samples

Client Sample ID	Lab Sample ID
FWGEQUIPRINSE2-0610-GW	A8A300102007
FWGLL12mw-188C-0595-GW	A8A300102008
FWGLL3mw-189C-0596-GW	A8A300102020
FWGLL3mw-232C-0575-GW	A8A300102001
FWGLL3mw-233C-0576-GW	A8A300102003
FWGLL3mw-234C-0577-GW	A8A300102012
FWGLL3mw-237C-0579-GW	A8A300102018
FWGLL3mw-240C-0580-GW	A8A300102016
FWGLL3mw-241C-0581-GW	A8A300102005
FWGLL3mw-DUP2-0602-GW	A8A300102014
FWGLL4mw-193C-0583-GW	A8A300102022
FWGLL4mw-194C-0584-GW	A8A300102026
FWGLL4mw-195C-0585-GW	A8A300102024

Scope of Data Qualification: The outlier in the LCS qualifies that analyte in all samples with the same Preparation Batch ID as the LCS

Project Number and Name: ***030240.0006 - Ravenna***

ADR 8.1

Report Date: 3/13/2008 16:30

Laboratory Control Sample / Laboratory Control Sample Duplicate Outlier Report

Method Batch : 8037333 **Analysis Method :** 8270C **Analysis Date :** 02/08/2008

Preparation Batch : 8037333 **Preparation Type :** 3520C **Preparation Date :** 02/06/2008

Lab Reporting Batch : A8A300102 **Lab ID:** STLCAN

			Reported Values		Project Limits (Percent)			
LCS Lab Sample ID	Matrix	Analyte Name	Percent Recovery	RPD	Rejection Point	Lower Limit	Upper Limit	RPD
A8B060000333C	AQ	2,4-Dinitrophenol	25		29.00	29.00	146.00	30.00

Associated Samples

Client Sample ID	Lab Sample ID
FWGLL12mw-188C-0595-GW	A8A300102008

Scope of Data Qualification: The outlier in the LCS qualifies that analyte in all samples with the same Preparation Batch ID as the LCS

Project Number and Name: 030240.0006 - Ravenna

Matrix Spike / Matrix Spike Duplicate Recovery and RPD Outlier Report

Method Batch : 8031049 **Analysis Method :** 8270C **Analysis Date :** 02/05/2008

Preparation Batch : 8031049 **Preparation Type :** 3520C **Preparation Date :** 01/31/2008

Lab Reporting Batch : A8A300102 **Lab ID:** STLCAN

Client Sample ID	Lab Sample ID	Matrix	Analyte Name	Reported *		Project Limits (Percent)			
				Percent Recovery	RPD	Rejection Point**	Lower Limit	Upper Limit	RPD
FWGLL3mw-232C-0575-	A8A300102001S	AQ	Benzoic acid	0.0		0.00	45.00	135.00	40.00
			Hexachlorocyclopentadiene	13		0.00	45.00	135.00	40.00
FWGLL3mw-232C-0575-	A8A300102001D		Benzoic acid	11	200	0.00	45.00	135.00	40.00
			Hexachlorocyclopentadiene	14		0.00	45.00	135.00	40.00

Associated Samples: Parent sample only

Client Sample ID	Lab Sample ID
FWGLL3mw-232C-0575-GW	A8A300102001

* Only those Percent Recovery and/or RPD values outside project limits are listed in this report.
** Metal are also assessed against an upper rejection point of 150 percent for waters and 200 percent for soils and sediments

Project Number and Name: ***030240.0006 - Ravenna***

MATRIX SPIKE SAMPLE EVALUATION REPORT

GC/MS Semivolatiles

Client Lot #...: A8A300102 Work Order #...: KF9QK1AF-MS Matrix.....: WG
MS Lot-Sample #: A8A300102-001 KF9QK1AG-MSD
Date Sampled...: 01/29/08 09:20 Date Received..: 01/30/08
Prep Date.....: 01/31/08 Analysis Date..: 02/05/08
Prep Batch #...: 8031049
Dilution Factor: 1 Initial Wgt/Vol: 485 mL Final Wgt/Vol..: 2 mL

PARAMETER	PERCENT RECOVERY	RECOVERY LIMITS	RPD	RPD LIMITS	METHOD
Benzoic acid	0.0 a	(45 - 135)			SW846 8270C
	11 a,p	(45 - 135)	200	(0-40)	SW846 8270C
Benzyl alcohol	76	(45 - 135)			SW846 8270C
	85	(45 - 135)	10	(0-40)	SW846 8270C
Phenol	67	(45 - 135)			SW846 8270C
	77	(45 - 135)	14	(0-40)	SW846 8270C
bis(2-Chloroethyl)-ether	76	(45 - 135)			SW846 8270C
	88	(45 - 135)	14	(0-40)	SW846 8270C
2-Chlorophenol	64	(45 - 135)			SW846 8270C
	74	(45 - 135)	15	(0-40)	SW846 8270C
1,3-Dichlorobenzene	62	(45 - 135)			SW846 8270C
	66	(45 - 135)	5.0	(0-40)	SW846 8270C
1,4-Dichlorobenzene	106	(45 - 135)			SW846 8270C
	105	(45 - 135)	0.79	(0-40)	SW846 8270C
1,2-Dichlorobenzene	72	(45 - 135)			SW846 8270C
	77	(45 - 135)	7.5	(0-40)	SW846 8270C
2-Methylphenol	71	(45 - 135)			SW846 8270C
	79	(45 - 135)	11	(0-40)	SW846 8270C
bis(2-Chloroisopropyl) ether	84	(45 - 135)			SW846 8270C
	92	(45 - 135)	9.1	(0-40)	SW846 8270C
4-Methylphenol	75	(45 - 135)			SW846 8270C
	82	(45 - 135)	8.9	(0-40)	SW846 8270C
N-Nitrosodi-n-propyl-amine	82	(45 - 135)			SW846 8270C
	87	(45 - 135)	5.6	(0-40)	SW846 8270C
Hexachloroethane	55	(45 - 135)			SW846 8270C
	59	(45 - 135)	6.1	(0-40)	SW846 8270C
Nitrobenzene	81	(45 - 135)			SW846 8270C
	93	(45 - 135)	14	(0-40)	SW846 8270C
Isophorone	87	(45 - 135)			SW846 8270C
	97	(45 - 135)	10	(0-40)	SW846 8270C
2-Nitrophenol	75	(45 - 135)			SW846 8270C
	86	(45 - 135)	13	(0-40)	SW846 8270C
2,4-Dimethylphenol	47	(45 - 135)			SW846 8270C
	56	(45 - 135)	17	(0-40)	SW846 8270C

(Continued on next page)

MATRIX SPIKE SAMPLE EVALUATION REPORT

GC/MS Semivolatiles

Client Lot #...: A8A300102 Work Order #...: KF9QK1AF-MS Matrix.....: WG
MS Lot-Sample #: A8A300102-001 KF9QK1AG-MSD

PARAMETER	PERCENT RECOVERY	RECOVERY LIMITS	RPD	RPD LIMITS	METHOD
bis(2-Chloroethoxy) methane	81	(45 - 135)			SW846 8270C
	90	(45 - 135)	11	(0-40)	SW846 8270C
2,4-Dichlorophenol	78	(45 - 135)			SW846 8270C
	87	(45 - 135)	10	(0-40)	SW846 8270C
1,2,4-Trichloro-benzene	68	(45 - 135)			SW846 8270C
	77	(45 - 135)	12	(0-40)	SW846 8270C
Naphthalene	71	(45 - 135)			SW846 8270C
	81	(45 - 135)	14	(0-40)	SW846 8270C
4-Chloroaniline	69	(45 - 135)			SW846 8270C
	73	(45 - 135)	6.0	(0-40)	SW846 8270C
Hexachlorobutadiene	55	(45 - 135)			SW846 8270C
	59	(45 - 135)	7.2	(0-40)	SW846 8270C
4-Chloro-3-methylphenol	78	(45 - 135)			SW846 8270C
	89	(45 - 135)	13	(0-40)	SW846 8270C
2-Methylnaphthalene	77	(45 - 135)			SW846 8270C
	86	(45 - 135)	11	(0-40)	SW846 8270C
Hexachlorocyclopenta-diene	13 a	(45 - 135)			SW846 8270C
	14 a	(45 - 135)	1.8	(0-40)	SW846 8270C
2,4,6-Trichloro-phenol	77	(45 - 135)			SW846 8270C
	84	(45 - 135)	8.1	(0-40)	SW846 8270C
2,4,5-Trichloro-phenol	79	(45 - 135)			SW846 8270C
	85	(45 - 135)	7.2	(0-40)	SW846 8270C
2-Chloronaphthalene	76	(45 - 135)			SW846 8270C
	81	(45 - 135)	7.0	(0-40)	SW846 8270C
2-Nitroaniline	84	(45 - 135)			SW846 8270C
	93	(45 - 135)	9.3	(0-40)	SW846 8270C
Dimethyl phthalate	82	(45 - 135)			SW846 8270C
	89	(45 - 135)	8.5	(0-40)	SW846 8270C
Acenaphthylene	76	(45 - 135)			SW846 8270C
	82	(45 - 135)	7.9	(0-40)	SW846 8270C
2,6-Dinitrotoluene	86	(45 - 135)			SW846 8270C
	94	(45 - 135)	9.4	(0-40)	SW846 8270C

(Continued on next page)

MATRIX SPIKE SAMPLE EVALUATION REPORT

GC/MS Semivolatiles

Client Lot #...: A8A300102 **Work Order #...:** KF9QK1AF-MS **Matrix.....:** WG
MS Lot-Sample #: A8A300102-001 KF9QK1AG-MSD

PARAMETER	PERCENT RECOVERY	RECOVERY LIMITS	RPD	RPD LIMITS	METHOD
3-Nitroaniline	81	(45 - 135)			SW846 8270C
	89	(45 - 135)	9.6	(0-50)	SW846 8270C
Acenaphthene	73	(45 - 135)			SW846 8270C
	79	(45 - 135)	8.7	(0-40)	SW846 8270C
4-Nitrophenol	80	(45 - 135)			SW846 8270C
	95	(45 - 135)	17	(0-40)	SW846 8270C
Dibenzofuran	75	(45 - 135)			SW846 8270C
	81	(45 - 135)	6.8	(0-40)	SW846 8270C
2,4-Dinitrotoluene	86	(45 - 135)			SW846 8270C
	97	(45 - 135)	11	(0-40)	SW846 8270C
Diethyl phthalate	83	(45 - 135)			SW846 8270C
	93	(45 - 135)	11	(0-40)	SW846 8270C
4-Chlorophenyl phenyl ether	85	(45 - 135)			SW846 8270C
	93	(45 - 135)	8.5	(0-40)	SW846 8270C
Fluorene	76	(45 - 135)			SW846 8270C
	82	(45 - 135)	7.0	(0-40)	SW846 8270C
4-Nitroaniline	80	(45 - 135)			SW846 8270C
	89	(45 - 135)	11	(0-40)	SW846 8270C
N-Nitrosodiphenylamine	77	(45 - 135)			SW846 8270C
	85	(45 - 135)	9.6	(0-40)	SW846 8270C
4-Bromophenyl phenyl ether	89	(45 - 135)			SW846 8270C
	99	(45 - 135)	10	(0-40)	SW846 8270C
Hexachlorobenzene	81	(45 - 135)			SW846 8270C
	88	(45 - 135)	7.7	(0-40)	SW846 8270C
Pentachlorophenol	55	(45 - 135)			SW846 8270C
	68	(45 - 135)	20	(0-40)	SW846 8270C
Phenanthrene	77	(45 - 135)			SW846 8270C
	86	(45 - 135)	12	(0-40)	SW846 8270C
Anthracene	77	(45 - 135)			SW846 8270C
	88	(45 - 135)	13	(0-40)	SW846 8270C
Carbazole	82	(45 - 135)			SW846 8270C
	96	(45 - 135)	15	(0-40)	SW846 8270C
Di-n-butyl phthalate	87	(45 - 135)			SW846 8270C
	98	(45 - 135)	11	(0-40)	SW846 8270C
Fluoranthene	87	(45 - 135)			SW846 8270C
	99	(45 - 135)	13	(0-40)	SW846 8270C
Pyrene	79	(45 - 135)			SW846 8270C
	91	(45 - 135)	15	(0-40)	SW846 8270C

(Continued on next page)

MATRIX SPIKE SAMPLE EVALUATION REPORT

GC/MS Semivolatiles

Client Lot #...: A8A300102 **Work Order #...:** KF9QK1AF-MS **Matrix.....:** WG
MS Lot-Sample #: A8A300102-001 KF9QK1AG-MSD

PARAMETER	PERCENT RECOVERY	RECOVERY LIMITS	RPD	RPD LIMITS	METHOD
Butyl benzyl phthalate	82	(45 - 135)			SW846 8270C
	96	(45 - 135)	16	(0-40)	SW846 8270C
3,3'-Dichlorobenzidine	51	(45 - 135)			SW846 8270C
	53	(45 - 135)	3.1	(0-40)	SW846 8270C
Benzo(a)anthracene	75	(45 - 135)			SW846 8270C
	86	(45 - 135)	13	(0-40)	SW846 8270C
Chrysene	79	(45 - 135)			SW846 8270C
	92	(45 - 135)	15	(0-40)	SW846 8270C
bis(2-Ethylhexyl) phthalate	72	(45 - 135)			SW846 8270C
	85	(45 - 135)	15	(0-40)	SW846 8270C
Di-n-octyl phthalate	90	(45 - 135)			SW846 8270C
	102	(45 - 135)	12	(0-40)	SW846 8270C
Benzo(b)fluoranthene	85	(45 - 135)			SW846 8270C
	89	(45 - 135)	4.9	(0-40)	SW846 8270C
Benzo(k)fluoranthene	82	(45 - 135)			SW846 8270C
	98	(45 - 135)	18	(0-40)	SW846 8270C
Benzo(a)pyrene	79	(45 - 135)			SW846 8270C
	87	(45 - 135)	10	(0-40)	SW846 8270C
Indeno(1,2,3-cd)pyrene	88	(45 - 135)			SW846 8270C
	99	(45 - 135)	12	(0-40)	SW846 8270C
Dibenz(a,h)anthracene	90	(45 - 135)			SW846 8270C
	102	(45 - 135)	13	(0-40)	SW846 8270C
Benzo(ghi)perylene	86	(45 - 135)			SW846 8270C
	97	(45 - 135)	13	(0-40)	SW846 8270C

SURROGATE	PERCENT RECOVERY	RECOVERY LIMITS
Nitrobenzene-d5	68	(50 - 150)
	77	(50 - 150)
2-Fluorobiphenyl	73	(50 - 150)
	77	(50 - 150)
Terphenyl-d14	82	(50 - 150)
	92	(50 - 150)
Phenol-d5	64	(50 - 150)
	75	(50 - 150)
2-Fluorophenol	37 *	(50 - 150)
	53	(50 - 150)
2,4,6-Tribromophenol	75	(50 - 150)
	80	(50 - 150)

(Continued on next page)

MATRIX SPIKE SAMPLE EVALUATION REPORT

GC/MS Semivolatiles

Client Lot #...: A8A300102 **Work Order #...:** KF9QK1AF-MS **Matrix.....:** WG
MS Lot-Sample #: A8A300102-001 KF9QK1AG-MSD

SURROGATE	PERCENT RECOVERY	RECOVERY LIMITS

NOTE(S):

Calculations are performed before rounding to avoid round-off errors in calculated results.

Bold print denotes control parameters

a Spiked analyte recovery is outside stated control limits.

p Relative percent difference (RPD) is outside stated control limits.

* Surrogate recovery is outside stated control limits.

MATRIX SPIKE SAMPLE EVALUATION REPORT

GC/MS Semivolatiles

Client Lot #...: A8A300102 **Work Order #...:** KF9QK1AT-MS **Matrix.....:** WG
MS Lot-Sample #: A8A300102-001 KF9QK1AU-MSD
Date Sampled...: 01/29/08 09:20 **Date Received..:** 01/30/08
Prep Date.....: 02/08/08 **Analysis Date..:** 02/13/08
Prep Batch #...: 8039100
Dilution Factor: 1 **Initial Wgt/Vol:** 480 mL **Final Wgt/Vol..:** 2 mL

PARAMETER	PERCENT RECOVERY	RECOVERY LIMITS	RPD	RPD LIMITS	METHOD
2,4-Dinitrophenol	**48**	**(45 - 135)**			**SW846 8270C**
	47	**(45 - 135)**	**2.5**	**(0-40)**	**SW846 8270C**
4,6-Dinitro-2-methylphenol	**61**	**(45 - 135)**			**SW846 8270C**
	61	**(45 - 135)**	**1.6**	**(0-40)**	**SW846 8270C**

SURROGATE	PERCENT RECOVERY	RECOVERY LIMITS
Nitrobenzene-d5	73	(50 - 150)
	75	(50 - 150)
2-Fluorobiphenyl	65	(50 - 150)
	70	(50 - 150)
Terphenyl-d14	76	(50 - 150)
	82	(50 - 150)
Phenol-d5	59	(50 - 150)
	62	(50 - 150)
2-Fluorophenol	34 *	(50 - 150)
	29 *	(50 - 150)
2,4,6-Tribromophenol	71	(50 - 150)
	76	(50 - 150)

NOTE(S):

Calculations are performed before rounding to avoid round-off errors in calculated results.

Bold print denotes control parameters

* Surrogate recovery is outside stated control limits.

TestAmerica North Canton

RECOVERY REPORT

2/5/08
18460

Client Name: Client SDG: SDGa00278
Sample Matrix: LIQUID Fraction: SV
Lab Smp Id: qcmrlcl
Level: LOW Operator: 001710
Data Type: MS DATA SampleType: MRL
SpikeList File: qcmrl.spk Quant Type: ISTD
Sublist File: qcmrl.sub
Method File: \\cansvr11\dd\chem\MSS\a4hp7.i\80205a.b\8270P.m
Misc Info:

SPIKE	COMPOUND	CONC ADDED ug/L	CONC RECOVERED ug/L	% RECOVERED	LIMITS
82	Acenaphthene	10.000	10.106	101.06	70-130
79	Acenaphthylene	10.000	10.400	104.00	70-130
116	Anthracene	10.000	10.369	103.69	70-130
136	Benzo(a)Anthracene	10.000	10.208	102.08	70-130
141	Benzo(b)fluoranthe	10.000	10.280	102.80	70-130
151	Benzo(g,h,i)peryle	10.000	11.114	111.14	70-130
146	Benzo(a)pyrene	10.000	10.824	108.25	70-130
29	Benzyl Alcohol	10.000	10.610	106.10	70-130
44	bis(2-Chloroethoxy	10.000	10.427	104.27	70-130
23	bis(2-Chloroethyl)	10.000	9.8350	98.35	70-130
31	bis(2-Chloroisopro	10.000	10.877	108.77	70-130
139	bis(2-ethylhexyl)P	10.000	10.585	105.85	70-130
106	4-Bromophenyl-phen	10.000	10.887	108.87	70-130
131	Butylbenzylphthala	10.000	10.741	107.41	70-130
52	4-Chloroaniline	10.000	10.030	100.30	70-130
70	2-Chloronaphthalen	10.000	10.251	102.51	70-130
95	4-Chlorophenyl-phe	10.000	10.567	105.67	70-130
137	Chrysene	10.000	10.147	101.47	70-130
150	Dibenz(a,h)anthrac	10.000	11.379	113.79	70-130
86	Dibenzofuran	10.000	10.170	101.70	70-130
120	Di-n-Butylphthalat	10.000	10.872	108.72	70-130
28	1,2-Dichlorobenzen	10.000	10.276	102.76	70-130
26	1,3-Dichlorobenzen	10.000	10.104	101.04	70-130
27	1,4-Dichlorobenzen	10.000	9.8563	98.56	70-130
135	3,3'-Dichlorobenzi	10.000	10.401	104.01	70-130
93	Diethylphthalate	10.000	10.799	107.99	70-130
76	Dimethylphthalate	10.000	10.451	104.51	70-130
87	2,4-Dinitrotoluene	10.000	10.756	107.56	70-130
78	2,6-Dinitrotoluene	10.000	10.968	109.68	70-130
140	Di-n-octylphthalat	10.000	11.484	114.84	70-130
123	Fluoranthene	10.000	10.352	103.52	70-130
94	Fluorene	10.000	10.161	101.61	70-130
107	Hexachlorobenzene	10.000	10.274	102.74	70-130
56	Hexachlorobutadien	10.000	10.519	105.19	70-130
64	Hexachlorocyclopen	10.000	9.1052	91.05	70-130
34	Hexachloroethane	10.000	10.480	104.80	70-130
149	Indeno(1,2,3-cd)py	10.000	11.377	113.77	70-130
41	Isophorone	10.000	10.683	106.83	70-130
63	1-Methylnaphthalen	10.000	10.454	104.54	70-130
62	2-Methylnaphthalen	10.000	10.487	104.87	70-130

SPIKE	COMPOUND	CONC ADDED ug/L	CONC RECOVERED ug/L	% RECOVERED	LIMITS
51	Naphthalene	10.000	10.464	104.64	70-130
73	2-Nitroaniline	10.000	10.990	109.90	70-130
81	3-Nitroaniline	10.000	10.619	106.19	70-130
96	4-Nitroaniline	10.000	10.436	104.36	70-130
35	Nitrobenzene	10.000	10.416	104.16	70-130
32	N-Nitroso-di-n-pro	10.000	10.628	106.28	70-130
99	N-Nitrosodiphenyla	10.000	10.571	105.71	70-130
115	Phenanthrene	10.000	10.216	102.16	70-130
125	Pyrene	10.000	10.147	101.47	70-130
50	1,2,4-Trichloroben	10.000	10.720	107.20	70-130
49	Benzoic Acid	20.000	15.784	78.92	70-130
59	4-Chloro-3-Methylp	10.000	10.605	106.05	70-130
24	2-Chlorophenol	10.000	10.266	102.66	70-130
48	2,4-Dichlorophenol	10.000	10.442	104.42	70-130
43	2,4-Dimethylphenol	10.000	10.869	108.69	70-130
98	4,6-Dinitro-2-meth	10.000	7.5362	75.36	70-130
83	2,4-Dinitrophenol	20.000	10.987	54.94*	70-130
30	2-Methylphenol	10.000	11.037	110.37	70-130
192	4-Methylphenol	10.000	10.598	105.98	70-130
42	2-Nitrophenol	10.000	10.486	104.86	70-130
85	4-Nitrophenol	10.000	9.0471	90.47	70-130
111	Pentachlorophenol	20.000	12.911	64.55*	70-130
22	Phenol	10.000	10.398	103.98	70-130
67	2,4,5-Trichlorophe	10.000	10.252	102.52	70-130
66	2,4,6-Trichlorophe	10.000	9.6883	96.88	70-130
119	Carbazole	10.000	10.548	105.48	70-130
142	Benzo(k)fluoranthe	10.000	11.227	112.27	70-130
37	Acetophenone	10.000	10.612	106.13	70-130
209	Benzaldehyde	10.000	11.464	114.64	70-130
210	Caprolactam	10.000	10.153	101.53	70-130
211	1,1'-Biphenyl	10.000	10.324	103.24	70-130
212	Atrazine	10.000	11.195	111.95	70-130
21	Aniline	10.000	9.9372	99.37	70-130
10	N-Nitrosodimethyla	10.000	10.315	103.15	70-130
80	1,2-Dinitrobenzene	10.000	10.457	104.57	70-130
91	2,3,5,6-Tetrachlor	10.000	9.6457	96.46	70-130

TestAmerica North Canton

RECOVERY REPORT

Client Name:
Sample Matrix: LIQUID
Lab Smp Id: QCMRLCL
Level: LOW
Data Type: MS DATA
SpikeList File: qcmrl.spk
Sublist File: 1-827042d.sub
Method File: \\cansvr11\dd\chem\MSS\a4hp9.i\80208a.b\8270p.m
Misc Info:

Client SDG: SDGa00278
Fraction: SV

Operator: 001574
SampleType: LCS
Quant Type: ISTD

2/8/08 @ 1835

SPIKE COMPOUND	CONC ADDED ug/L	CONC RECOVERED ug/L	% RECOVERED	LIMITS
82 Acenaphthene	10.000	9.0238	90.24	42-107
79 Acenaphthylene	10.000	9.6651	96.65	47-111
116 Anthracene	10.000	9.5783	95.78	53-107
136 Benzo(a)Anthracene	10.000	9.5630	95.63	53-110
141 Benzo(b)fluoranthe	10.000	9.9793	99.79	43-110
151 Benzo(g,h,i)peryle	10.000	9.9573	99.57	17-120
146 Benzo(a)pyrene	10.000	9.7840	97.84	28-114
29 Benzyl Alcohol	10.000	8.9896	89.90	28-142
44 bis(2-Chloroethoxy	10.000	9.5440	95.44	50-106
23 bis(2-Chloroethyl)	10.000	10.277	102.77*	44-95
31 bis(2-Chloroisopro	10.000	9.7407	97.41	21-122
139 bis(2-ethylhexyl)P	10.000	10.059	100.59	30-123
106 4-Bromophenyl-phen	10.000	9.9695	99.70	52-114
131 Butylbenzylphthala	10.000	9.8908	98.91	35-110
52 4-Chloroaniline	10.000	8.5082	85.08	43-91
70 2-Chloronaphthalen	10.000	9.1465	91.46	43-111
95 4-Chlorophenyl-phe	10.000	9.4284	94.28	48-124
137 Chrysene	10.000	9.3301	93.30	54-120
150 Dibenz(a,h)anthrac	10.000	9.6900	96.90	23-112
86 Dibenzofuran	10.000	9.3777	93.78	85-117
120 Di-n-Butylphthalat	10.000	9.4601	94.60	44-115
28 1,2-Dichlorobenzen	10.000	9.6954	96.95*	43-95
26 1,3-Dichlorobenzen	10.000	9.9078	99.08*	41-92
27 1,4-Dichlorobenzen	10.000	9.6814	96.81*	33-87
135 3,3'-Dichlorobenzi	10.000	9.2292	92.29	19-137
93 Diethylphthalate	10.000	8.7412	87.41	16-129
76 Dimethylphthalate	10.000	9.3218	93.22	10-115
87 2,4-Dinitrotoluene	10.000	9.0942	90.94	45-121
78 2,6-Dinitrotoluene	10.000	9.1122	91.12	40-121
140 Di-n-octylphthalat	10.000	9.2885	92.89	25-123
123 Fluoranthene	10.000	9.4297	94.30	38-131
94 Fluorene	10.000	8.4967	84.97	45-124
107 Hexachlorobenzene	10.000	9.4665	94.67	53-110
56 Hexachlorobutadien	10.000	10.928	109.28*	45-96
64 Hexachlorocyclopen	10.000	7.4336	74.34	16-88
34 Hexachloroethane	10.000	9.6329	96.33*	38-90
149 Indeno(1,2,3-cd)py	10.000	9.7288	97.29	28-112
41 Isophorone	10.000	11.192	111.92*	44-105
63 1-Methylnaphthalen	10.000	10.052	100.52	30-121
62 2-Methylnaphthalen	10.000	9.3026	93.03*	43-82

	SPIKE COMPOUND	CONC ADDED ug/L	CONC RECOVERED ug/L	% RECOVERED	LIMITS
51	Naphthalene	10.000	9.9303	99.30*	44-99
73	2-Nitroaniline	10.000	9.1748	91.75	52-170
81	3-Nitroaniline	10.000	7.9788	79.79	55-172
96	4-Nitroaniline	10.000	7.9347	79.35	74-195
35	Nitrobenzene	10.000	11.695	116.95*	44-102
32	N-Nitroso-di-n-pro	10.000	10.287	102.87	37-103
99	N-Nitrosodiphenyla	10.000	9.4770	94.77	37-134
115	Phenanthrene	10.000	9.1091	91.09	50-189
125	Pyrene	10.000	10.032	100.32	50-124
9	Pyridine	10.000	9.6471	96.47	10-120
50	1,2,4-Trichloroben	10.000	10.597	105.97*	39-94
49	Benzoic Acid	20.000	12.454	62.27	16-72
59	4-Chloro-3-Methylp	10.000	9.8842	98.84	39-110
24	2-Chlorophenol	10.000	10.018	100.18	36-101
48	2,4-Dichlorophenol	10.000	10.008	100.08*	33-93
43	2,4-Dimethylphenol	10.000	10.482	104.82*	23-74
98	4,6-Dinitro-2-meth	10.000	6.0144	60.14	10-115
83	2,4-Dinitrophenol	20.000	10.363	51.82	10-96
30	2-Methylphenol	10.000	9.7148	97.15*	20-95
192	4-Methylphenol	10.000	9.7095	97.10*	10-85
42	2-Nitrophenol	10.000	9.8489	98.49	10-99
85	4-Nitrophenol	10.000	6.2082	62.08	12-138
111	Pentachlorophenol	20.000	16.785	83.92	33-111
22	Phenol	10.000	9.6977	96.98	16-109
67	2,4,5-Trichlorophe	10.000	9.3992	93.99	20-159
66	2,4,6-Trichlorophe	10.000	9.5379	95.38	22-102
119	Carbazole	10.000	8.7514	87.51	10-100
142	Benzo(k)fluoranthe	10.000	9.8752	98.75	24-159
37	Acetophenone	10.000	9.9059	99.06	10-100
209	Benzaldehyde	10.000	10.818	108.18*	10-100
210	Caprolactam	10.000	6.4135	64.14	10-100
211	1,1'-Biphenyl	10.000	8.8362	88.36	10-100
212	Atrazine	10.000	9.2452	92.45	10-100
198	1,4-Dioxane	10.000	11.244	112.44	30-120
21	Aniline	10.000	9.5030	95.03	10-100
10	N-Nitrosodimethyla	10.000	10.722	107.22*	10-100
80	1,2-Dinitrobenzene	10.000	8.6213	86.21	10-100
91	2,3,5,6-Tetrachlor	10.000	9.5981	95.98	10-100

	SURROGATE COMPOUND	CONC ADDED ug/L	CONC RECOVERED ug/L	% RECOVERED	LIMITS
$ 154	Nitrobenzene-d5	10.000	10.490	104.90	0-106
$ 155	2-Fluorobiphenyl	10.000	9.1990	91.99	0-103
$ 156	Terphenyl-d14	10.000	10.071	100.71	0-160
$ 157	Phenol-d5	10 ~~15.000~~	10.372	103.72 ~~69.15~~	0-110
$ 158	2-Fluorophenol	10 ~~15.000~~	10.535	105.35 ~~70.23~~	0-101
$ 159	2,4,6-Tribromophen	10 ~~15.000~~	10.063	100.63 ~~67.09~~	0-120
$ 186	2-Chlorophenol-d4	10 ~~15.000~~	10.002	100.02 ~~66.68~~	0-200
$ 187	1,2-Dichlorobenzen	10.000	10.086	100.86	0-200

MU 2/13/08

TestAmerica North Canton

RECOVERY REPORT

Client Name:
Sample Matrix: LIQUID
Lab Smp Id: QCMRL
Level: LOW
Data Type: MS DATA
SpikeList File: qcmrl.spk
Sublist File: 1-827042d.sub
Method File: \\cansvr11\dd\chem\MSS\a4hp9.i\80208a.b\8270p.m
Misc Info:

Client SDG: SDGa00278
Fraction: SV

Operator: 001574
SampleType: LCS
Quant Type: ISTD

2/8/08
1011

SPIKE COMPOUND	CONC ADDED ug/L	CONC RECOVERED ug/L	% RECOVERED	LIMITS
82 Acenaphthene	10.000	9.1736	91.74	42-107
79 Acenaphthylene	10.000	9.4016	94.02	47-111
116 Anthracene	10.000	9.9413	99.41	53-107
136 Benzo(a)Anthracene	10.000	9.2658	92.66	53-110
141 Benzo(b)fluoranthe	10.000	10.009	100.09	43-110
151 Benzo(g,h,i)peryle	10.000	9.7783	97.78	17-120
146 Benzo(a)pyrene	10.000	9.7495	97.49	28-114
29 Benzyl Alcohol	10.000	10.250	102.51	28-142
44 bis(2-Chloroethoxy	10.000	10.130	101.31	50-106
23 bis(2-Chloroethyl)	10.000	9.8708	98.71*	44-95
31 bis(2-Chloroisopro	10.000	10.158	101.58	21-122
139 bis(2-ethylhexyl)P	10.000	9.3115	93.11	30-123
106 4-Bromophenyl-phen	10.000	10.064	100.64	52-114
131 Butylbenzylphthala	10.000	9.1117	91.12	35-110
52 4-Chloroaniline	10.000	9.1766	91.77*	43-91
70 2-Chloronaphthalen	10.000	8.7135	87.13	43-111
95 4-Chlorophenyl-phe	10.000	9.5370	95.37	48-124
137 Chrysene	10.000	9.8826	98.83	54-120
150 Dibenz(a,h)anthrac	10.000	9.5187	95.19	23-112
86 Dibenzofuran	10.000	9.3565	93.57	85-117
120 Di-n-Butylphthalat	10.000	9.8041	98.04	44-115
28 1,2-Dichlorobenzen	10.000	10.286	102.86*	43-95
26 1,3-Dichlorobenzen	10.000	10.119	101.19*	41-92
27 1,4-Dichlorobenzen	10.000	10.052	100.52*	33-87
135 3,3'-Dichlorobenzi	10.000	9.9834	99.83	19-137
93 Diethylphthalate	10.000	8.8357	88.36	16-129
76 Dimethylphthalate	10.000	9.1079	91.08	10-115
87 2,4-Dinitrotoluene	10.000	10.366	103.66	45-121
78 2,6-Dinitrotoluene	10.000	9.1148	91.15	40-121
140 Di-n-octylphthalat	10.000	8.9617	89.62	25-123
123 Fluoranthene	10.000	9.7912	97.91	38-131
94 Fluorene	10.000	8.9998	90.00	45-124
107 Hexachlorobenzene	10.000	10.847	108.47	53-110
56 Hexachlorobutadien	10.000	10.618	106.19*	45-96
64 Hexachlorocyclopen	10.000	8.3303	83.30	16-88
34 Hexachloroethane	10.000	10.137	101.37*	38-90
149 Indeno(1,2,3-cd)py	10.000	9.6819	96.82	28-112
41 Isophorone	10.000	11.088	110.88*	44-105
63 1-Methylnaphthalen	10.000	10.301	103.01	30-121
62 2-Methylnaphthalen	10.000	9.8936	98.94*	43-82

SPIKE COMPOUND	CONC ADDED ug/L	CONC RECOVERED ug/L	% RECOVERED	LIMITS
51 Naphthalene	10.000	10.834	108.34*	44-99
73 2-Nitroaniline	10.000	9.9571	99.57	52-170
81 3-Nitroaniline	10.000	9.6917	96.92	55-172
96 4-Nitroaniline	10.000	9.3066	93.07	74-195
35 Nitrobenzene	10.000	11.285	112.85*	44-102
32 N-Nitroso-di-n-pro	10.000	10.267	102.67	37-103
99 N-Nitrosodiphenyla	10.000	10.242	102.42	37-134
115 Phenanthrene	10.000	9.9586	99.59	50-189
125 Pyrene	10.000	9.8203	98.20	50-124
9 Pyridine	10.000	10.542	105.42	10-120
50 1,2,4-Trichloroben	10.000	10.476	104.76*	39-94
49 Benzoic Acid	20.000	19.135	95.68*	16-72
59 4-Chloro-3-Methylp	10.000	10.606	106.06	39-110
24 2-Chlorophenol	10.000	9.9930	99.93	36-101
48 2,4-Dichlorophenol	10.000	10.789	107.89*	33-93
43 2,4-Dimethylphenol	10.000	10.452	104.53*	23-74
98 4,6-Dinitro-2-meth	10.000	8.7558	87.56	10-115
83 2,4-Dinitrophenol	20.000	18.542	92.71	10-96
30 2-Methylphenol	10.000	9.9102	99.10*	20-95
192 4-Methylphenol	10.000	9.9038	99.04*	10-85
42 2-Nitrophenol	10.000	9.7651	97.65	10-99
85 4-Nitrophenol	10.000	9.1661	91.66	12-138
111 Pentachlorophenol	20.000	20.454	102.27	33-111
22 Phenol	10.000	9.9696	99.70	16-109
67 2,4,5-Trichlorophe	10.000	10.352	103.52	20-159
66 2,4,6-Trichlorophe	10.000	9.8727	98.73	22-102
119 Carbazole	10.000	9.9072	99.07	10-100
142 Benzo(k)fluoranthe	10.000	9.7099	97.10	24-159
37 Acetophenone	10.000	9.7707	97.71	10-100
209 Benzaldehyde	10.000	9.9373	99.37	10-100
210 Caprolactam	10.000	9.5904	95.90	10-100
211 1,1'-Biphenyl	10.000	9.1394	91.39	10-100
212 Atrazine	10.000	10.290	102.90*	10-100
198 1,4-Dioxane	10.000	10.030	100.30	30-120
21 Aniline	10.000	10.351	103.51*	10-100
10 N-Nitrosodimethyla	10.000	11.538	115.38*	10-100
80 1,2-Dinitrobenzene	10.000	10.310	103.10*	10-100
91 2,3,5,6-Tetrachlor	10.000	9.2097	92.10	10-100

SURROGATE COMPOUND	CONC ADDED ug/L	CONC RECOVERED ug/L	% RECOVERED	LIMITS
$ 154 Nitrobenzene-d5	10.000	10.920	109.20*	0-106
$ 155 2-Fluorobiphenyl	10.000	9.3342	93.34	0-103
$ 156 Terphenyl-d14	10.000	9.7612	97.61	0-160
$ 157 Phenol-d5	10 ~~15.000~~	10.391	103.91 ~~69.27~~	0-110
$ 158 2-Fluorophenol	10 ~~15.000~~	9.9678	99.678 ~~66.45~~	0-101
$ 159 2,4,6-Tribromophen	10 ~~15.000~~	11.185	111.85 ~~74.57~~	0-120
$ 186 2-Chlorophenol-d4	10 ~~15.000~~	10.021	100.21 ~~66.81~~	0-200
$ 187 1,2-Dichlorobenzen	10.000	9.2432	92.43	0-200

MD 2/13/08

TestAmerica North Canton

RECOVERY REPORT

Client Name: Client SDG: SDGa00195
Sample Matrix: LIQUID Fraction: SV
Lab Smp Id: QCMRL2
Level: LOW Operator: 046900
Data Type: MS DATA SampleType: MRL
SpikeList File: qcmrl.spk Quant Type: ISTD 2/13/08 1836
Sublist File: qcmrl.sub
Method File: \\CANSVR11\dd\chem\MSS\a4ag2.i\80213A.b\8270P.m
Misc Info:

SPIKE	COMPOUND	CONC ADDED ug/L	CONC RECOVERED ug/L	% RECOVERED	LIMITS
82	Acenaphthene	10.000	10.450	104.51	70-130
79	Acenaphthylene	10.000	10.078	100.78	70-130
116	Anthracene	10.000	11.683	116.83	70-130
136	Benzo(a)Anthracene	10.000	9.7746	97.75	70-130
141	Benzo(b)fluoranthe	10.000	9.9886	99.89	70-130
151	Benzo(g,h,i)peryle	10.000	9.2216	92.22	70-130
146	Benzo(a)pyrene	10.000	10.676	106.76	70-130
29	Benzyl Alcohol	10.000	8.6726	86.73	70-130
44	bis(2-Chloroethoxy	10.000	9.3614	93.61	70-130
23	bis(2-Chloroethyl)	10.000	11.082	110.82	70-130
31	bis(2-Chloroisopro	10.000	9.6173	96.17	70-130
139	bis(2-ethylhexyl)P	10.000	10.785	107.85	70-130
106	4-Bromophenyl-phen	10.000	10.630	106.31	70-130
131	Butylbenzylphthala	10.000	10.936	109.36	70-130
52	4-Chloroaniline	10.000	8.2672	82.67	70-130
70	2-Chloronaphthalen	10.000	8.8857	88.86	70-130
95	4-Chlorophenyl-phe	10.000	10.480	104.80	70-130
137	Chrysene	10.000	10.406	104.06	70-130
150	Dibenz(a,h)anthrac	10.000	9.5764	95.76	70-130
86	Dibenzofuran	10.000	9.6616	96.62	70-130
120	Di-n-Butylphthalat	10.000	11.364	113.65	70-130
28	1,2-Dichlorobenzen	10.000	10.131	101.31	70-130
26	1,3-Dichlorobenzen	10.000	10.013	100.13	70-130
27	1,4-Dichlorobenzen	10.000	11.009	110.09	70-130
135	3,3'-Dichlorobenzi	10.000	8.7704	87.70	70-130
93	Diethylphthalate	10.000	10.306	103.07	70-130
76	Dimethylphthalate	10.000	10.013	100.13	70-130
87	2,4-Dinitrotoluene	10.000	10.418	104.18	70-130
78	2,6-Dinitrotoluene	10.000	10.150	101.50	70-130
140	Di-n-octylphthalat	10.000	12.683	126.83	70-130
123	Fluoranthene	10.000	10.896	108.96	70-130
94	Fluorene	10.000	10.169	101.69	70-130
107	Hexachlorobenzene	10.000	10.037	100.37	70-130
56	Hexachlorobutadien	10.000	11.854	118.54	70-130
64	Hexachlorocyclopen	10.000	7.6648	76.65	70-130
34	Hexachloroethane	10.000	9.7539	97.54	70-130
149	Indeno(1,2,3-cd)py	10.000	9.4582	94.58	70-130
41	Isophorone	10.000	11.347	113.47	70-130
63	1-Methylnaphthalen	10.000	10.993	109.93	70-130
62	2-Methylnaphthalen	10.000	10.868	108.68	70-130

SPIKE	COMPOUND	CONC ADDED ug/L	CONC RECOVERED ug/L	% RECOVERED	LIMITS
51	Naphthalene	10.000	10.058	100.58	70-130
73	2-Nitroaniline	10.000	9.3567	93.57	70-130
81	3-Nitroaniline	10.000	9.3487	93.49	70-130
96	4-Nitroaniline	10.000	9.5288	95.29	70-130
35	Nitrobenzene	10.000	9.9589	99.59	70-130
32	N-Nitroso-di-n-pro	10.000	9.1438	91.44	70-130
99	N-Nitrosodiphenyla	10.000	10.422	104.22	70-130
115	Phenanthrene	10.000	9.8876	98.88	70-130
125	Pyrene	10.000	10.400	104.00	70-130
50	1,2,4-Trichloroben	10.000	10.565	105.65	70-130
49	Benzoic Acid	20.000	17.313	86.57	70-130
59	4-Chloro-3-Methylp	10.000	10.178	101.78	70-130
24	2-Chlorophenol	10.000	9.6450	96.45	70-130
48	2,4-Dichlorophenol	10.000	9.4784	94.78	70-130
43	2,4-Dimethylphenol	10.000	9.4760	94.76	70-130
98	4,6-Dinitro-2-meth	10.000	6.3071	63.07*	70-130
83	2,4-Dinitrophenol	20.000	13.278	66.39*	70-130
30	2-Methylphenol	10.000	8.6247	86.25	70-130
192	4-Methylphenol	10.000	8.1962	81.96	70-130
42	2-Nitrophenol	10.000	10.162	101.62	70-130
85	4-Nitrophenol	10.000	9.1772	91.77	70-130
111	Pentachlorophenol	20.000	21.444	107.22	70-130
22	Phenol	10.000	9.1501	91.50	70-130
67	2,4,5-Trichlorophe	10.000	11.138	111.38	70-130
66	2,4,6-Trichlorophe	10.000	8.9328	89.33	70-130
119	Carbazole	10.000	10.797	107.97	70-130
142	Benzo(k)fluoranthe	10.000	12.705	127.05	70-130
37	Acetophenone	10.000	8.8391	88.39	70-130
209	Benzaldehyde	10.000	10.333	103.33	70-130
210	Caprolactam	10.000	11.024	110.24	70-130
211	1,1'-Biphenyl	10.000	9.9413	99.41	70-130
212	Atrazine	10.000	11.185	111.85	70-130

QC Outlier Report: Holding Times

Lab Report Batch: A8A300102

Lab ID: STLCAN

					Actual Holding Time			Criteria				Reported Dates (and Times)		
Client Sample ID	Lab Sample ID	Analysis Method	Matrix	Prep Method	Coll To Prep	Prep To Ana	Coll To Ana	Coll To Prep	Prep To Ana	Coll To Ana	Unit of Meas	Collection Date	Preparation Date	Analysis Date
FWGEQUIPRINSE2-	A8A300102007	8270C	AQ	3520C	10.0	5.0		7	40		Days	01/29/2008	02/08/2008	02/13/2008
FWGLL12mw-188C-0	A8A300102008	8270C	AQ	3520C	8.0	2.0		7	40		Days	01/29/2008	02/06/2008	02/08/2008
FWGLL3mw-189C-05	A8A300102020	8270C	AQ	3520C	10.0	5.0		7	40		Days	01/29/2008	02/08/2008	02/13/2008
FWGLL3mw-232C-05	A8A300102001	8270C	AQ	3520C	10.0	5.0		7	40		Days	01/29/2008	02/08/2008	02/13/2008
FWGLL3mw-232C-05	A8A300102001S	8270C	AQ	3520C	10.0	5.0		7	40		Days	01/29/2008	02/08/2008	02/13/2008
FWGLL3mw-232C-05	A8A300102001D	8270C	AQ	3520C	10.0	5.0		7	40		Days	01/29/2008	02/08/2008	02/13/2008
FWGLL3mw-233C-05	A8A300102003	8270C	AQ	3520C	10.0	5.0		7	40		Days	01/29/2008	02/08/2008	02/13/2008
FWGLL3mw-234C-05	A8A300102012	8270C	AQ	3520C	10.0	5.0		7	40		Days	01/29/2008	02/08/2008	02/13/2008
FWGLL3mw-237C-05	A8A300102018	8270C	AQ	3520C	10.0	5.0		7	40		Days	01/29/2008	02/08/2008	02/13/2008
FWGLL3mw-240C-05	A8A300102016	8270C	AQ	3520C	10.0	5.0		7	40		Days	01/29/2008	02/08/2008	02/13/2008
FWGLL3mw-241C-05	A8A300102005	8270C	AQ	3520C	10.0	5.0		7	40		Days	01/29/2008	02/08/2008	02/13/2008
FWGLL3mw-DUP2-0	A8A300102014	8270C	AQ	3520C	10.0	5.0		7	40		Days	01/29/2008	02/08/2008	02/13/2008
FWGLL4mw-193C-05	A8A300102022	8270C	AQ	3520C	10.0	5.0		7	40		Days	01/29/2008	02/08/2008	02/13/2008
FWGLL4mw-194C-05	A8A300102026	8270C	AQ	3520C	10.0	5.0		7	40		Days	01/29/2008	02/08/2008	02/13/2008
FWGLL4mw-195C-05	A8A300102024	8270C	AQ	3520C	10.0	5.0		7	40		Days	01/29/2008	02/08/2008	02/13/2008

PESTICIDE DATA

Environmental Quality Mgt., Inc.

Client Sample ID: FWGLL3mw-232C-0575-GW

GC Semivolatiles

Lot-Sample #...: A8A300102-001 **Work Order #...:** KF9QK1AH **Matrix.....:** WG
Date Sampled...: 01/29/08 09:20 **Date Received..:** 01/30/08
Prep Date.....: 01/30/08 **Analysis Date..:** 02/01/08
Prep Batch #...: 8030086
Dilution Factor: 1 **Initial Wgt/Vol:** 970 mL **Final Wgt/Vol..:** 5 mL
Method.....: SW846 8081A

PARAMETER	RESULT	REPORTING LIMIT	UNITS	MDL
alpha-BHC	ND	0.030	ug/L	0.0070
beta-BHC	ND	0.030	ug/L	0.0084
delta-BHC	ND	0.030	ug/L	0.0087
gamma-BHC (Lindane)	ND	0.030	ug/L	0.0064
Heptachlor	ND	0.030	ug/L	0.0080
Aldrin	ND	0.030	ug/L	0.0082
Heptachlor epoxide	ND	0.030	ug/L	0.0071
Endosulfan I	ND	0.025	ug/L	0.013
Dieldrin	ND	0.030	ug/L	0.0075
4,4'-DDE	ND	0.030	ug/L	0.0097
Endrin	ND	0.030	ug/L	0.011
Endosulfan II	ND	0.025	ug/L	0.012
4,4'-DDD	ND	0.030	ug/L	0.0096
Endosulfan sulfate	ND	0.030	ug/L	0.011
4,4'-DDT	ND	0.030	ug/L	0.016
Methoxychlor	ND	0.10	ug/L	0.032
Endrin ketone	ND	0.030	ug/L	0.0078
Endrin aldehyde	ND	0.030	ug/L	0.011
alpha-Chlordane	ND	0.030	ug/L	0.014
gamma-Chlordane	ND	0.030	ug/L	0.012
Toxaphene	ND	2.0	ug/L	0.32

SURROGATE	PERCENT RECOVERY	RECOVERY LIMITS
Tetrachloro-m-xylene	75	(50 - 150)
Decachlorobiphenyl	79	(50 - 150)

Environmental Quality Mgt., Inc.

Client Sample ID: FWGLL3mw-233C-0576-GW

GC Semivolatiles

Lot-Sample #...: A8A300102-003 **Work Order #...:** KF9QQ1AD **Matrix.....:** WG
Date Sampled...: 01/29/08 12:10 **Date Received..:** 01/30/08
Prep Date.....: 01/30/08 **Analysis Date..:** 02/01/08
Prep Batch #...: 8030086
Dilution Factor: 1 **Initial Wgt/Vol:** 960 mL **Final Wgt/Vol..:** 5 mL
Method.....: SW846 8081A

PARAMETER	RESULT	REPORTING LIMIT	UNITS	MDL
alpha-BHC	ND	0.030	ug/L	0.0070
beta-BHC	ND	0.030	ug/L	0.0084
delta-BHC	ND	0.030	ug/L	0.0087
gamma-BHC (Lindane)	ND	0.030	ug/L	0.0064
Heptachlor	ND	0.030	ug/L	0.0080
Aldrin	ND	0.030	ug/L	0.0082
Heptachlor epoxide	ND	0.030	ug/L	0.0071
Endosulfan I	ND	0.025	ug/L	0.013
Dieldrin	ND	0.030	ug/L	0.0075
4,4'-DDE	ND	0.030	ug/L	0.0097
Endrin	ND	0.030	ug/L	0.011
Endosulfan II	ND	0.025	ug/L	0.012
4,4'-DDD	ND	0.030	ug/L	0.0096
Endosulfan sulfate	ND	0.030	ug/L	0.011
4,4'-DDT	ND	0.030	ug/L	0.016
Methoxychlor	ND	0.10	ug/L	0.032
Endrin ketone	ND	0.030	ug/L	0.0078
Endrin aldehyde	ND	0.030	ug/L	0.011
alpha-Chlordane	ND	0.030	ug/L	0.014
gamma-Chlordane	ND	0.030	ug/L	0.012
Toxaphene	ND	2.0	ug/L	0.32

SURROGATE	PERCENT RECOVERY	RECOVERY LIMITS
Tetrachloro-m-xylene	78	(50 - 150)
Decachlorobiphenyl	39 *	(50 - 150)

NOTE(S):

* *Surrogate recovery is outside stated control limits.*

Environmental Quality Mgt., Inc.

Client Sample ID: FWGLL3mw-241C-0581-GW

GC Semivolatiles

Lot-Sample #...: A8A300102-005 **Work Order #...:** KF9QT1AD **Matrix.....:** WG
Date Sampled...: 01/29/08 13:40 **Date Received..:** 01/30/08
Prep Date.....: 01/30/08 **Analysis Date..:** 02/01/08
Prep Batch #...: 8030086
Dilution Factor: 1 **Initial Wgt/Vol:** 1000 mL **Final Wgt/Vol..:** 5 mL
Method.....: SW846 8081A

PARAMETER	RESULT	REPORTING LIMIT	UNITS	MDL
alpha-BHC	ND	0.030	ug/L	0.0070
beta-BHC	ND	0.030	ug/L	0.0084
delta-BHC	ND	0.030	ug/L	0.0087
gamma-BHC (Lindane)	ND	0.030	ug/L	0.0064
Heptachlor	ND	0.030	ug/L	0.0080
Aldrin	ND	0.030	ug/L	0.0082
Endosulfan I	ND	0.025	ug/L	0.013
Dieldrin	ND	0.030	ug/L	0.0075
4,4'-DDE	ND	0.030	ug/L	0.0097
Endrin	ND	0.030	ug/L	0.011
Endosulfan II	ND	0.025	ug/L	0.012
4,4'-DDD	ND	0.030	ug/L	0.0096
Endosulfan sulfate	ND	0.030	ug/L	0.011
4,4'-DDT	ND	0.030	ug/L	0.016
Methoxychlor	ND	0.10	ug/L	0.032
Endrin ketone	ND	0.030	ug/L	0.0078
Endrin aldehyde	ND	0.030	ug/L	0.011
alpha-Chlordane	ND	0.030	ug/L	0.014
gamma-Chlordane	ND	0.030	ug/L	0.012
Toxaphene	ND	2.0	ug/L	0.32

SURROGATE	PERCENT RECOVERY	RECOVERY LIMITS
Tetrachloro-m-xylene	83	(50 - 150)
Decachlorobiphenyl	48 *	(50 - 150)

NOTE(S):

* Surrogate recovery is outside stated control limits.

Environmental Quality Mgt., Inc.

Client Sample ID: FWGLL3mw-241C-0581-GW

GC Semivolatiles

Lot-Sample #...:	A8A300102-005	**Work Order #...:**	KF9QT2AD	**Matrix.....:**	WG
Date Sampled...:	01/29/08 13:40	**Date Received..:**	01/30/08		
Prep Date.....:	01/30/08	**Analysis Date..:**	02/08/08		
Prep Batch #...:	8030086				
Dilution Factor:	5	**Initial Wgt/Vol:**	1000 mL	**Final Wgt/Vol..:**	5 mL
		Method.....:	SW846 8081A		

PARAMETER	RESULT	REPORTING LIMIT	UNITS	MDL
Heptachlor epoxide	ND	0.15	ug/L	0.036

SURROGATE	PERCENT RECOVERY	RECOVERY LIMITS
Tetrachloro-m-xylene	93 DIL	(50 - 150)
Decachlorobiphenyl	52 DIL	(50 - 150)

NOTE(S):

DIL The concentration is estimated or not reported due to dilution or the presence of interfering analytes.

Elevated reporting limits. The reporting limits are elevated due to matrix interference.

Environmental Quality Mgt., Inc.

Client Sample ID: FWGEQUIPRINSE2-0610-GW

GC Semivolatiles

Lot-Sample #...: A8A300102-007 **Work Order #...:** KF9QW1AD **Matrix.....:** WQ
Date Sampled...: 01/29/08 14:40 **Date Received..:** 01/30/08
Prep Date.....: 01/30/08 **Analysis Date..:** 02/01/08
Prep Batch #...: 8030086
Dilution Factor: 1 **Initial Wgt/Vol:** 1020 mL **Final Wgt/Vol..:** 5 mL
Method.....: SW846 8081A

PARAMETER	RESULT	REPORTING LIMIT	UNITS	MDL
alpha-BHC	ND	0.030	ug/L	0.0070
beta-BHC	ND	0.030	ug/L	0.0084
delta-BHC	ND	0.030	ug/L	0.0087
gamma-BHC (Lindane)	ND	0.030	ug/L	0.0064
Heptachlor	ND	0.030	ug/L	0.0080
Aldrin	ND	0.030	ug/L	0.0082
Heptachlor epoxide	ND	0.030	ug/L	0.0071
Endosulfan I	ND	0.025	ug/L	0.013
Dieldrin	ND	0.030	ug/L	0.0075
4,4'-DDE	ND	0.030	ug/L	0.0097
Endrin	ND	0.030	ug/L	0.011
Endosulfan II	ND	0.025	ug/L	0.012
4,4'-DDD	ND	0.030	ug/L	0.0096
Endosulfan sulfate	ND	0.030	ug/L	0.011
4,4'-DDT	ND	0.030	ug/L	0.016
Methoxychlor	ND	0.10	ug/L	0.032
Endrin ketone	ND	0.030	ug/L	0.0078
Endrin aldehyde	ND	0.030	ug/L	0.011
alpha-Chlordane	ND	0.030	ug/L	0.014
gamma-Chlordane	ND	0.030	ug/L	0.012
Toxaphene	ND	2.0	ug/L	0.32

SURROGATE	PERCENT RECOVERY	RECOVERY LIMITS
Tetrachloro-m-xylene	80	(50 - 150)
Decachlorobiphenyl	58	(50 - 150)

Environmental Quality Mgt., Inc.

Client Sample ID: FWGLL12mw-188C-0595-GW

GC Semivolatiles

Lot-Sample #...: A8A300102-008 **Work Order #...:** KF9QX1AD **Matrix.....:** WG
Date Sampled...: 01/29/08 16:00 **Date Received..:** 01/30/08
Prep Date.....: 01/30/08 **Analysis Date..:** 02/01/08
Prep Batch #...: 8030086
Dilution Factor: 1 **Initial Wgt/Vol:** 1050 mL **Final Wgt/Vol..:** 5 mL
Method.....: SW846 8081A

PARAMETER	RESULT	REPORTING LIMIT	UNITS	MDL
alpha-BHC	ND	0.030	ug/L	0.0070
beta-BHC	ND	0.030	ug/L	0.0084
delta-BHC	ND	0.030	ug/L	0.0087
gamma-BHC (Lindane)	ND	0.030	ug/L	0.0064
Heptachlor	ND	0.030	ug/L	0.0080
Aldrin	ND	0.030	ug/L	0.0082
Heptachlor epoxide	ND	0.030	ug/L	0.0071
Endosulfan I	ND	0.025	ug/L	0.013
Dieldrin	ND	0.030	ug/L	0.0075
4,4'-DDE	ND	0.030	ug/L	0.0097
Endrin	ND	0.030	ug/L	0.011
Endosulfan II	ND	0.025	ug/L	0.012
4,4'-DDD	ND	0.030	ug/L	0.0096
Endosulfan sulfate	ND	0.030	ug/L	0.011
4,4'-DDT	ND	0.030	ug/L	0.016
Methoxychlor	ND	0.10	ug/L	0.032
Endrin ketone	ND	0.030	ug/L	0.0078
Endrin aldehyde	ND	0.030	ug/L	0.011
alpha-Chlordane	ND	0.030	ug/L	0.014
gamma-Chlordane	ND	0.030	ug/L	0.012
Toxaphene	ND	2.0	ug/L	0.32

SURROGATE	PERCENT RECOVERY	RECOVERY LIMITS
Tetrachloro-m-xylene	63	(50 - 150)
Decachlorobiphenyl	25 *	(50 - 150)

NOTE(S):

* Surrogate recovery is outside stated control limits.

Environmental Quality Mgt., Inc.

Client Sample ID: FWGLL3mw-234C-0577-GW

GC Semivolatiles

Lot-Sample #...: A8A300102-012 **Work Order #...:** KF9Q31AD **Matrix.....:** WG
Date Sampled...: 01/29/08 09:20 **Date Received..:** 01/30/08
Prep Date.....: 01/30/08 **Analysis Date..:** 02/01/08
Prep Batch #...: 8030086
Dilution Factor: 1 **Initial Wgt/Vol:** 1050 mL **Final Wgt/Vol..:** 5 mL
Method.....: SW846 8081A

PARAMETER	RESULT	REPORTING LIMIT	UNITS	MDL
alpha-BHC	ND	0.030	ug/L	0.0070
beta-BHC	ND	0.030	ug/L	0.0084
delta-BHC	ND	0.030	ug/L	0.0087
gamma-BHC (Lindane)	ND	0.030	ug/L	0.0064
Heptachlor	ND	0.030	ug/L	0.0080
Aldrin	ND	0.030	ug/L	0.0082
Endosulfan I	ND	0.025	ug/L	0.013
Dieldrin	ND	0.030	ug/L	0.0075
4,4'-DDE	ND	0.030	ug/L	0.0097
Endrin	ND	0.030	ug/L	0.011
Endosulfan II	ND	0.025	ug/L	0.012
4,4'-DDD	ND	0.030	ug/L	0.0096
Endosulfan sulfate	ND	0.030	ug/L	0.011
4,4'-DDT	ND	0.030	ug/L	0.016
Methoxychlor	ND	0.10	ug/L	0.032
Endrin ketone	ND	0.030	ug/L	0.0078
Endrin aldehyde	ND	0.030	ug/L	0.011
alpha-Chlordane	ND	0.030	ug/L	0.014
gamma-Chlordane	ND	0.030	ug/L	0.012
Toxaphene	ND	2.0	ug/L	0.32

SURROGATE	PERCENT RECOVERY	RECOVERY LIMITS
Tetrachloro-m-xylene	76	(50 - 150)
Decachlorobiphenyl	61	(50 - 150)

Environmental Quality Mgt., Inc.

Client Sample ID: FWGLL3mw-234C-0577-GW

GC Semivolatiles

Lot-Sample #...:	A8A300102-012	**Work Order #...:**	KF9Q32AD	**Matrix.....:**	WG
Date Sampled...:	01/29/08 09:20	**Date Received..:**	01/30/08		
Prep Date.....:	01/30/08	**Analysis Date..:**	02/08/08		
Prep Batch #...:	8030086				
Dilution Factor:	2	**Initial Wgt/Vol:**	1050 mL	**Final Wgt/Vol..:**	5 mL
		Method.....:	SW846 8081A		

PARAMETER	RESULT	REPORTING LIMIT	UNITS	MDL
Heptachlor epoxide	ND	0.060	ug/L	0.014

SURROGATE	PERCENT RECOVERY	RECOVERY LIMITS
Tetrachloro-m-xylene	87	(50 - 150)
Decachlorobiphenyl	73	(50 - 150)

NOTE(S):

Elevated reporting limits. The reporting limits are elevated due to matrix interference.

Environmental Quality Mgt., Inc.

Client Sample ID: FWGLL3mw-DUP2-0602-GW

GC Semivolatiles

Lot-Sample #...: A8A300102-014 **Work Order #...:** KF9Q51AD **Matrix.....:** WG
Date Sampled...: 01/29/08 09:45 **Date Received..:** 01/30/08
Prep Date.....: 01/30/08 **Analysis Date..:** 02/01/08
Prep Batch #...: 8030086
Dilution Factor: 1 **Initial Wgt/Vol:** 960 mL **Final Wgt/Vol..:** 5 mL
Method.....: SW846 8081A

PARAMETER	RESULT	REPORTING LIMIT	UNITS	MDL
alpha-BHC	ND	0.030	ug/L	0.0070
beta-BHC	ND	0.030	ug/L	0.0084
delta-BHC	ND	0.030	ug/L	0.0087
gamma-BHC (Lindane)	ND	0.030	ug/L	0.0064
Heptachlor	ND	0.030	ug/L	0.0080
Aldrin	ND	0.030	ug/L	0.0082
Endosulfan I	ND	0.025	ug/L	0.013
Dieldrin	ND	0.030	ug/L	0.0075
4,4'-DDE	ND	0.030	ug/L	0.0097
Endrin	ND	0.030	ug/L	0.011
Endosulfan II	ND	0.025	ug/L	0.012
4,4'-DDD	ND	0.030	ug/L	0.0096
Endosulfan sulfate	ND	0.030	ug/L	0.011
4,4'-DDT	ND	0.030	ug/L	0.016
Methoxychlor	ND	0.10	ug/L	0.032
Endrin ketone	ND	0.030	ug/L	0.0078
Endrin aldehyde	ND	0.030	ug/L	0.011
alpha-Chlordane	ND	0.030	ug/L	0.014
gamma-Chlordane	ND	0.030	ug/L	0.012
Toxaphene	ND	2.0	ug/L	0.32

SURROGATE	PERCENT RECOVERY	RECOVERY LIMITS
Tetrachloro-m-xylene	82	(50 - 150)
Decachlorobiphenyl	74	(50 - 150)

Environmental Quality Mgt., Inc.

Client Sample ID: FWGLL3mw-DUP2-0602-GW

GC Semivolatiles

Lot-Sample #...: A8A300102-014	**Work Order #...:** KF9Q52AD	**Matrix.....:** WG	
Date Sampled...: 01/29/08 09:45	**Date Received..:** 01/30/08		
Prep Date.....: 01/30/08	**Analysis Date..:** 02/08/08		
Prep Batch #...: 8030086			
Dilution Factor: 5	**Initial Wgt/Vol:** 960 mL	**Final Wgt/Vol..:** 5 mL	
	Method.....: SW846 8081A		

PARAMETER	RESULT	REPORTING LIMIT	UNITS	MDL
Heptachlor epoxide	ND	0.15	ug/L	0.036

SURROGATE	PERCENT RECOVERY	RECOVERY LIMITS
Tetrachloro-m-xylene	93 DIL	(50 - 150)
Decachlorobiphenyl	79 DIL	(50 - 150)

NOTE(S):

DIL The concentration is estimated or not reported due to dilution or the presence of interfering analytes.

Elevated reporting limits. The reporting limits are elevated due to matrix interference.

Environmental Quality Mgt., Inc.

Client Sample ID: FWGLL3mw-240C-0580-GW

GC Semivolatiles

Lot-Sample #...: A8A300102-016 **Work Order #...:** KF9Q71AD **Matrix.....:** WG
Date Sampled...: 01/29/08 11:45 **Date Received..:** 01/30/08
Prep Date.....: 01/30/08 **Analysis Date..:** 02/01/08
Prep Batch #...: 8030086
Dilution Factor: 1 **Initial Wgt/Vol:** 1050 mL **Final Wgt/Vol..:** 5 mL
Method.....: SW846 8081A

PARAMETER	RESULT	REPORTING LIMIT	UNITS	MDL
alpha-BHC	ND	0.030	ug/L	0.0070
beta-BHC	ND	0.030	ug/L	0.0084
delta-BHC	ND	0.030	ug/L	0.0087
gamma-BHC (Lindane)	ND	0.030	ug/L	0.0064
Heptachlor	ND	0.030	ug/L	0.0080
Aldrin	ND	0.030	ug/L	0.0082
Heptachlor epoxide	ND	0.030	ug/L	0.0071
Endosulfan I	ND	0.025	ug/L	0.013
Dieldrin	ND	0.030	ug/L	0.0075
4,4'-DDE	ND	0.030	ug/L	0.0097
Endrin	ND	0.030	ug/L	0.011
Endosulfan II	ND	0.025	ug/L	0.012
4,4'-DDD	ND	0.030	ug/L	0.0096
Endosulfan sulfate	ND	0.030	ug/L	0.011
4,4'-DDT	ND	0.030	ug/L	0.016
Methoxychlor	ND	0.10	ug/L	0.032
Endrin ketone	ND	0.030	ug/L	0.0078
Endrin aldehyde	ND	0.030	ug/L	0.011
alpha-Chlordane	ND	0.030	ug/L	0.014
gamma-Chlordane	ND	0.030	ug/L	0.012
Toxaphene	ND	2.0	ug/L	0.32

SURROGATE	PERCENT RECOVERY	RECOVERY LIMITS
Tetrachloro-m-xylene	80	(50 - 150)
Decachlorobiphenyl	21 *	(50 - 150)

NOTE(S):

* Surrogate recovery is outside stated control limits.

Environmental Quality Mgt., Inc.

Client Sample ID: FWGLL3mw-237C-0579-GW

GC Semivolatiles

Lot-Sample #...: A8A300102-018 **Work Order #...:** KF9Q91AD **Matrix.....:** WG
Date Sampled...: 01/29/08 13:00 **Date Received..:** 01/30/08
Prep Date.....: 01/30/08 **Analysis Date..:** 02/01/08
Prep Batch #...: 8030086
Dilution Factor: 1 **Initial Wgt/Vol:** 1050 mL **Final Wgt/Vol..:** 5 mL
Method.....: SW846 8081A

PARAMETER	RESULT	REPORTING LIMIT	UNITS	MDL
alpha-BHC	ND	0.030	ug/L	0.0070
beta-BHC	**0.061**	**0.030**	**ug/L**	**0.0084**
delta-BHC	ND	0.030	ug/L	0.0087
gamma-BHC (Lindane)	ND	0.030	ug/L	0.0064
Heptachlor	ND	0.030	ug/L	0.0080
Aldrin	ND	0.030	ug/L	0.0082
Endosulfan I	ND	0.025	ug/L	0.013
Dieldrin	ND	0.030	ug/L	0.0075
4,4'-DDE	ND	0.030	ug/L	0.0097
Endrin	ND	0.030	ug/L	0.011
Endosulfan II	ND	0.025	ug/L	0.012
4,4'-DDD	ND	0.030	ug/L	0.0096
Endosulfan sulfate	ND	0.030	ug/L	0.011
4,4'-DDT	ND	0.030	ug/L	0.016
Methoxychlor	ND	0.10	ug/L	0.032
Endrin ketone	ND	0.030	ug/L	0.0078
Endrin aldehyde	ND	0.030	ug/L	0.011
alpha-Chlordane	ND	0.030	ug/L	0.014
gamma-Chlordane	ND	0.030	ug/L	0.012
Toxaphene	ND	2.0	ug/L	0.32

SURROGATE	PERCENT RECOVERY	RECOVERY LIMITS
Tetrachloro-m-xylene	81	(50 - 150)
Decachlorobiphenyl	71	(50 - 150)

Environmental Quality Mgt., Inc.

Client Sample ID: FWGLL3mw-237C-0579-GW

GC Semivolatiles

Lot-Sample #...:	A8A300102-018	**Work Order #...:**	KF9Q92AD	**Matrix.....:**	WG
Date Sampled...:	01/29/08 13:00	**Date Received..:**	01/30/08		
Prep Date.....:	01/30/08	**Analysis Date..:**	02/08/08		
Prep Batch #...:	8030086				
Dilution Factor:	10	**Initial Wgt/Vol:**	1050 mL	**Final Wgt/Vol..:**	5 mL
		Method.....:	SW846 8081A		

PARAMETER	RESULT	REPORTING LIMIT	UNITS	MDL
Heptachlor epoxide	ND	0.30	ug/L	0.071

SURROGATE	PERCENT RECOVERY	RECOVERY LIMITS
Tetrachloro-m-xylene	98 DIL	(50 - 150)
Decachlorobiphenyl	85 DIL	(50 - 150)

NOTE(S):

DIL The concentration is estimated or not reported due to dilution or the presence of interfering analytes.

Elevated reporting limits. The reporting limits are elevated due to matrix interference.

Environmental Quality Mgt., Inc.

Client Sample ID: FWGLL3mw-189C-0596-GW

GC Semivolatiles

Lot-Sample #...: A8A300102-020 **Work Order #...:** KF9RC1AD **Matrix.....:** WG
Date Sampled...: 01/29/08 15:10 **Date Received..:** 01/30/08
Prep Date.....: 01/30/08 **Analysis Date..:** 02/01/08
Prep Batch #...: 8030086
Dilution Factor: 1 **Initial Wgt/Vol:** 1050 mL **Final Wgt/Vol..:** 5 mL
Method.....: SW846 8081A

PARAMETER	RESULT	REPORTING LIMIT	UNITS	MDL
alpha-BHC	ND	0.030	ug/L	0.0070
beta-BHC	ND	0.030	ug/L	0.0084
delta-BHC	ND	0.030	ug/L	0.0087
gamma-BHC (Lindane)	ND	0.030	ug/L	0.0064
Heptachlor	ND	0.030	ug/L	0.0080
Aldrin	ND	0.030	ug/L	0.0082
Heptachlor epoxide	ND	0.030	ug/L	0.0071
Endosulfan I	ND	0.025	ug/L	0.013
Dieldrin	ND	0.030	ug/L	0.0075
4,4'-DDE	ND	0.030	ug/L	0.0097
Endrin	ND	0.030	ug/L	0.011
Endosulfan II	ND	0.025	ug/L	0.012
4,4'-DDD	ND	0.030	ug/L	0.0096
Endosulfan sulfate	ND	0.030	ug/L	0.011
4,4'-DDT	ND	0.030	ug/L	0.016
Methoxychlor	ND	0.10	ug/L	0.032
Endrin ketone	ND	0.030	ug/L	0.0078
Endrin aldehyde	ND	0.030	ug/L	0.011
alpha-Chlordane	ND	0.030	ug/L	0.014
gamma-Chlordane	ND	0.030	ug/L	0.012
Toxaphene	ND	2.0	ug/L	0.32

SURROGATE	PERCENT RECOVERY	RECOVERY LIMITS
Tetrachloro-m-xylene	78	(50 - 150)
Decachlorobiphenyl	28 *	(50 - 150)

NOTE(S):

* Surrogate recovery is outside stated control limits.

Environmental Quality Mgt., Inc.

Client Sample ID: FWGLL4mw-193C-0583-GW

GC Semivolatiles

Lot-Sample #...: A8A300102-022 **Work Order #...:** KF9RE1AD **Matrix.....:** WG
Date Sampled...: 01/29/08 10:10 **Date Received..:** 01/30/08
Prep Date.....: 01/30/08 **Analysis Date..:** 02/01/08
Prep Batch #...: 8030086
Dilution Factor: 1 **Initial Wgt/Vol:** 990 mL **Final Wgt/Vol..:** 5 mL
Method.....: SW846 8081A

PARAMETER	RESULT	REPORTING LIMIT	UNITS	MDL
alpha-BHC	ND	0.030	ug/L	0.0070
beta-BHC	ND	0.030	ug/L	0.0084
delta-BHC	ND	0.030	ug/L	0.0087
gamma-BHC (Lindane)	ND	0.030	ug/L	0.0064
Heptachlor	ND	0.030	ug/L	0.0080
Aldrin	ND	0.030	ug/L	0.0082
Heptachlor epoxide	ND	0.030	ug/L	0.0071
Endosulfan I	ND	0.025	ug/L	0.013
Dieldrin	ND	0.030	ug/L	0.0075
4,4'-DDE	ND	0.030	ug/L	0.0097
Endrin	ND	0.030	ug/L	0.011
Endosulfan II	ND	0.025	ug/L	0.012
4,4'-DDD	ND	0.030	ug/L	0.0096
Endosulfan sulfate	ND	0.030	ug/L	0.011
4,4'-DDT	ND	0.030	ug/L	0.016
Methoxychlor	ND	0.10	ug/L	0.032
Endrin ketone	ND	0.030	ug/L	0.0078
Endrin aldehyde	ND	0.030	ug/L	0.011
alpha-Chlordane	ND	0.030	ug/L	0.014
gamma-Chlordane	ND	0.030	ug/L	0.012
Toxaphene	ND	2.0	ug/L	0.32

SURROGATE	PERCENT RECOVERY	RECOVERY LIMITS
Tetrachloro-m-xylene	79	(50 - 150)
Decachlorobiphenyl	48 *	(50 - 150)

NOTE(S):

* Surrogate recovery is outside stated control limits.

Environmental Quality Mgt., Inc.

Client Sample ID: FWGLL4mw-195C-0585-GW

GC Semivolatiles

Lot-Sample #...: A8A300102-024 **Work Order #...:** KF9RG1AD **Matrix.....:** WG
Date Sampled...: 01/29/08 12:45 **Date Received..:** 01/30/08
Prep Date.....: 01/30/08 **Analysis Date..:** 02/01/08
Prep Batch #...: 8030086
Dilution Factor: 1 **Initial Wgt/Vol:** 1010 mL **Final Wgt/Vol..:** 5 mL
Method.....: SW846 8081A

PARAMETER	RESULT	REPORTING LIMIT	UNITS	MDL
alpha-BHC	ND	0.030	ug/L	0.0070
beta-BHC	ND	0.030	ug/L	0.0084
delta-BHC	ND	0.030	ug/L	0.0087
gamma-BHC (Lindane)	ND	0.030	ug/L	0.0064
Heptachlor	ND	0.030	ug/L	0.0080
Aldrin	ND	0.030	ug/L	0.0082
Heptachlor epoxide	ND	0.030	ug/L	0.0071
Endosulfan I	ND	0.025	ug/L	0.013
Dieldrin	ND	0.030	ug/L	0.0075
4,4'-DDE	ND	0.030	ug/L	0.0097
Endrin	ND	0.030	ug/L	0.011
Endosulfan II	ND	0.025	ug/L	0.012
4,4'-DDD	ND	0.030	ug/L	0.0096
Endosulfan sulfate	ND	0.030	ug/L	0.011
4,4'-DDT	ND	0.030	ug/L	0.016
Methoxychlor	ND	0.10	ug/L	0.032
Endrin ketone	ND	0.030	ug/L	0.0078
Endrin aldehyde	ND	0.030	ug/L	0.011
alpha-Chlordane	ND	0.030	ug/L	0.014
gamma-Chlordane	ND	0.030	ug/L	0.012
Toxaphene	ND	2.0	ug/L	0.32

SURROGATE	PERCENT RECOVERY	RECOVERY LIMITS
Tetrachloro-m-xylene	78	(50 - 150)
Decachlorobiphenyl	38 *	(50 - 150)

NOTE(S):

* Surrogate recovery is outside stated control limits.

Environmental Quality Mgt., Inc.

Client Sample ID: FWGLL4mw-194C-0584-GW

GC Semivolatiles

Lot-Sample #...: A8A300102-026 **Work Order #...:** KF9RK1AD **Matrix.....:** WG
Date Sampled...: 01/29/08 15:30 **Date Received..:** 01/30/08
Prep Date.....: 01/30/08 **Analysis Date..:** 02/01/08
Prep Batch #...: 8030086
Dilution Factor: 1 **Initial Wgt/Vol:** 1000 mL **Final Wgt/Vol..:** 5 mL
Method.....: SW846 8081A

PARAMETER	RESULT	REPORTING LIMIT	UNITS	MDL
alpha-BHC	ND	0.030	ug/L	0.0070
beta-BHC	ND	0.030	ug/L	0.0084
delta-BHC	ND	0.030	ug/L	0.0087
gamma-BHC (Lindane)	ND	0.030	ug/L	0.0064
Heptachlor	ND	0.030	ug/L	0.0080
Aldrin	ND	0.030	ug/L	0.0082
Heptachlor epoxide	ND	0.030	ug/L	0.0071
Endosulfan I	ND	0.025	ug/L	0.013
Dieldrin	ND	0.030	ug/L	0.0075
4,4'-DDE	ND	0.030	ug/L	0.0097
Endrin	ND	0.030	ug/L	0.011
Endosulfan II	ND	0.025	ug/L	0.012
4,4'-DDD	ND	0.030	ug/L	0.0096
Endosulfan sulfate	ND	0.030	ug/L	0.011
4,4'-DDT	ND	0.030	ug/L	0.016
Methoxychlor	ND	0.10	ug/L	0.032
Endrin ketone	ND	0.030	ug/L	0.0078
Endrin aldehyde	ND	0.030	ug/L	0.011
alpha-Chlordane	ND	0.030	ug/L	0.014
gamma-Chlordane	ND	0.030	ug/L	0.012
Toxaphene	ND	2.0	ug/L	0.32

SURROGATE	PERCENT RECOVERY	RECOVERY LIMITS
Tetrachloro-m-xylene	75	(50 - 150)
Decachlorobiphenyl	14 *	(50 - 150)

NOTE(S):

* Surrogate recovery is outside stated control limits.

METHOD BLANK REPORT

GC Semivolatiles

Client Lot #...: A8A300102 **Work Order #...:** KF9W11AA **Matrix.....:** WATER
MB Lot-Sample #: A8A300000-086

Prep Date.....: 01/30/08 **Final Wgt/Vol..:** 5 mL
Analysis Date..: 02/01/08 **Prep Batch #...:** 8030086
Dilution Factor: 1 **Initial Wgt/Vol:** 1000 mL

PARAMETER	RESULT	REPORTING LIMIT	UNITS	METHOD
alpha-BHC	ND	0.030	ug/L	SW846 8081A
beta-BHC	ND	0.030	ug/L	SW846 8081A
delta-BHC	ND	0.030	ug/L	SW846 8081A
gamma-BHC (Lindane)	ND	0.030	ug/L	SW846 8081A
Heptachlor	ND	0.030	ug/L	SW846 8081A
Aldrin	ND	0.030	ug/L	SW846 8081A
Heptachlor epoxide	ND	0.030	ug/L	SW846 8081A
Endosulfan I	ND	0.025	ug/L	SW846 8081A
Dieldrin	ND	0.030	ug/L	SW846 8081A
4,4'-DDE	ND	0.030	ug/L	SW846 8081A
Endrin	ND	0.030	ug/L	SW846 8081A
Endosulfan II	ND	0.025	ug/L	SW846 8081A
4,4'-DDD	ND	0.030	ug/L	SW846 8081A
Endosulfan sulfate	ND	0.030	ug/L	SW846 8081A
4,4'-DDT	ND	0.030	ug/L	SW846 8081A
Methoxychlor	ND	0.10	ug/L	SW846 8081A
Endrin ketone	ND	0.030	ug/L	SW846 8081A
Endrin aldehyde	ND	0.030	ug/L	SW846 8081A
alpha-Chlordane	ND	0.030	ug/L	SW846 8081A
gamma-Chlordane	ND	0.030	ug/L	SW846 8081A
Toxaphene	ND	2.0	ug/L	SW846 8081A

SURROGATE	PERCENT RECOVERY	RECOVERY LIMITS
Tetrachloro-m-xylene	80	(50 - 150)
Decachlorobiphenyl	81	(50 - 150)

NOTE(S):

Calculations are performed before rounding to avoid round-off errors in calculated results.

LABORATORY CONTROL SAMPLE EVALUATION REPORT

GC Semivolatiles

Client Lot #...: A8A300102 Work Order #...: KF9W11AC Matrix.....: WATER
LCS Lot-Sample#: A8A300000-086
Prep Date.....: 01/30/08 Analysis Date..: 02/01/08
Prep Batch #...: 8030086
Dilution Factor: 2 Final Wgt/Vol..: 5 mL
Initial Wgt/Vol: 1000 mL

PARAMETER	PERCENT RECOVERY	RECOVERY LIMITS	METHOD
alpha-BHC	**95**	**(44 - 137)**	**SW846 8081A**
beta-BHC	**94**	**(50 - 135)**	**SW846 8081A**
delta-BHC	**75**	**(58 - 160)**	**SW846 8081A**
gamma-BHC (Lindane)	**95**	**(58 - 127)**	**SW846 8081A**
Heptachlor	**93**	**(48 - 150)**	**SW846 8081A**
Aldrin	**91**	**(53 - 128)**	**SW846 8081A**
Heptachlor epoxide	**94**	**(50 - 127)**	**SW846 8081A**
Endosulfan I	**71**	**(50 - 160)**	**SW846 8081A**
Dieldrin	**96**	**(50 - 124)**	**SW846 8081A**
4,4'-DDE	**96**	**(50 - 130)**	**SW846 8081A**
Endrin	**96**	**(50 - 137)**	**SW846 8081A**
Endosulfan II	**81**	**(50 - 144)**	**SW846 8081A**
4,4'-DDD	**106**	**(50 - 137)**	**SW846 8081A**
Endosulfan sulfate	**91**	**(50 - 160)**	**SW846 8081A**
4,4'-DDT	**103**	**(50 - 145)**	**SW846 8081A**
Methoxychlor	**100**	**(50 - 160)**	**SW846 8081A**
Endrin ketone	**98**	**(50 - 150)**	**SW846 8081A**
Endrin aldehyde	**100**	**(30 - 160)**	**SW846 8081A**
alpha-Chlordane	**93**	**(50 - 122)**	**SW846 8081A**
gamma-Chlordane	**94**	**(50 - 130)**	**SW846 8081A**

SURROGATE	PERCENT RECOVERY	RECOVERY LIMITS
Tetrachloro-m-xylene	91	(50 - 150)
Decachlorobiphenyl	82	(50 - 150)

NOTE(S):

Calculations are performed before rounding to avoid round-off errors in calculated results.

Bold print denotes control parameters

MATRIX SPIKE SAMPLE EVALUATION REPORT

GC Semivolatiles

Client Lot #...: A8A300102 **Work Order #...:** KF9QK1AJ-MS **Matrix.....:** WG
MS Lot-Sample #: A8A300102-001 KF9QK1AK-MSD
Date Sampled...: 01/29/08 09:20 **Date Received..:** 01/30/08
Prep Date.....: 01/30/08 **Analysis Date..:** 02/01/08
Prep Batch #...: 8030086
Dilution Factor: 2 **Initial Wgt/Vol:** 510 mL **Final Wgt/Vol..:** 5 mL

PARAMETER	PERCENT RECOVERY	RECOVERY LIMITS	RPD	RPD LIMITS	METHOD
alpha-BHC	85	(50 - 150)			SW846 8081A
	85	(50 - 150)	0.18	(0-50)	SW846 8081A
beta-BHC	86	(50 - 150)			SW846 8081A
	85	(50 - 150)	1.6	(0-50)	SW846 8081A
delta-BHC	70	(50 - 150)			SW846 8081A
	70	(50 - 150)	1.2	(0-50)	SW846 8081A
gamma-BHC (Lindane)	84	(50 - 150)			SW846 8081A
	84	(50 - 150)	0.30	(0-50)	SW846 8081A
Heptachlor	79	(50 - 150)			SW846 8081A
	78	(50 - 150)	1.5	(0-50)	SW846 8081A
Aldrin	82	(50 - 150)			SW846 8081A
	83	(50 - 150)	1.4	(0-50)	SW846 8081A
Heptachlor epoxide	86	(50 - 150)			SW846 8081A
	85	(50 - 150)	1.0	(0-50)	SW846 8081A
Endosulfan I	68	(50 - 150)			SW846 8081A
	68	(50 - 150)	0.97	(0-50)	SW846 8081A
Dieldrin	87	(50 - 150)			SW846 8081A
	88	(50 - 150)	0.52	(0-50)	SW846 8081A
4,4'-DDE	84	(50 - 150)			SW846 8081A
	85	(50 - 150)	1.9	(0-50)	SW846 8081A
Endrin	86	(50 - 150)			SW846 8081A
	86	(50 - 150)	0.05	(0-50)	SW846 8081A
Endosulfan II	73	(50 - 150)			SW846 8081A
	72	(50 - 150)	0.91	(0-50)	SW846 8081A
4,4'-DDD	91	(50 - 150)			SW846 8081A
	91	(50 - 150)	0.16	(0-50)	SW846 8081A
Endosulfan sulfate	83	(50 - 150)			SW846 8081A
	80	(50 - 150)	3.8	(0-50)	SW846 8081A
4,4'-DDT	78	(50 - 150)			SW846 8081A
	78	(50 - 150)	0.58	(0-50)	SW846 8081A
Methoxychlor	78	(50 - 150)			SW846 8081A
	77	(50 - 150)	1.3	(0-50)	SW846 8081A
Endrin ketone	84	(50 - 150)			SW846 8081A
	82	(50 - 150)	2.0	(0-50)	SW846 8081A
Endrin aldehyde	87	(50 - 150)			SW846 8081A
	86	(50 - 150)	0.64	(0-50)	SW846 8081A
alpha-Chlordane	84	(50 - 150)			SW846 8081A
	85	(50 - 150)	0.96	(0-50)	SW846 8081A
gamma-Chlordane	85	(50 - 150)			SW846 8081A
	86	(50 - 150)	0.89	(0-50)	SW846 8081A

(Continued on next page)

MATRIX SPIKE SAMPLE EVALUATION REPORT

GC Semivolatiles

Client Lot #...: A8A300102 **Work Order #...:** KF9QK1AJ-MS **Matrix.....:** WG
MS Lot-Sample #: A8A300102-001 KF9QK1AK-MSD

SURROGATE	PERCENT RECOVERY	RECOVERY LIMITS
Tetrachloro-m-xylene	84	(50 - 150)
	84	(50 - 150)
Decachlorobiphenyl	53	(50 - 150)
	58	(50 - 150)

NOTE(S):

Calculations are performed before rounding to avoid round-off errors in calculated results.

Bold print denotes control parameters

8D

PESTICIDE ANALYTICAL SEQUENCE

Lab Name: TESTAMERICA-NORTH CANTON Contract:

Lab Code: TALCAN Case No.: SAS No.: SDG No.: A8A300102

GC Column: CLP PESTICIDES I ID: 0.53 (mm) Init. Calib. Date(s): 01/17/08 01/17/08

Instrument ID: A2HP9

THE ANALYTICAL SEQUENCE OF PERFORMANCE EVALUATION MIXTURES, BLANKS, SAMPLES, AND STANDARDS IS GIVEN BELOW:

MEAN SURROGATE RT FROM INITIAL CALIBRATION
TCX: 3.44 DCB: 12.75

	EPA SAMPLE NO.	LAB SAMPLE ID	DATE ANALYZED	TIME ANALYZED	TCX RT	#	DCB RT	#
01		AB3 F031	02/01/08	1325	3.44		12.75	
02		PEM E196	02/01/08	1347				
03		TOX3 E080	02/01/08	1409				
04		MRL	02/01/08	1454				
05	FWGLL3MW-232	KF9QK1AH	02/01/08	1516	3.45		12.75	
06	FWGLL3MW-232	KF9QK1AJ	02/01/08	1539	3.44		12.75	
07	FWGLL3MW-232	KF9QK1AK	02/01/08	1601	3.44		12.75	
08	FWGLL3MW-233	KF9QQ1AD	02/01/08	1623	3.44		12.75	
09	FWGLL3MW-241	KF9QT1AD	02/01/08	1646	3.44		12.75	
10	FWGEQUIPRINS	KF9QW1AD	02/01/08	1708	3.44		12.75	
11	FWGLL12MW-18	KF9QX1AD	02/01/08	1730	3.44		12.75	
12	FWGLL3MW-234	KF9Q31AD	02/01/08	1753	3.44		12.75	
13	FWGLL3MW-DUP	KF9Q51AD	02/01/08	1815	3.44		12.75	
14	FWGLL3MW-240	KF9Q71AD	02/01/08	1837	3.44		12.75	
15	FWGLL3MW-237	KF9Q91AD	02/01/08	1900	3.44		12.75	
16	FWGLL3MW-189	KF9RC1AD	02/01/08	1922	3.44		12.74	
17	FWGLL4MW-193	KF9RE1AD	02/01/08	1944	3.44		12.75	
18	FWGLL4MW-195	KF9RG1AD	02/01/08	2007	3.44		12.74	
19	FWGLL4MW-194	KF9RK1AD	02/01/08	2029	3.44		12.75	
20	KF9W1BLK	KF9W11AA	02/01/08	2051	3.44		12.75	
21	KF921CHK	KF9W11AC	02/01/08	2114	3.44		12.74	
22		TOX3 E080	02/01/08	2136				
23		PEM E196	02/01/08	2158				
24		AB3 F031	02/01/08	2221	3.44		12.75	
25		MRL	02/01/08	2243				
26								
27								
28								
29								
30								
31								
32								

QC LIMITS

TCX = Tetrachloro-m-xylene (+/- 0.03 MINUTES)
DCB = Decachlorobiphenyl (+/- 0.03 MINUTES)

Column used to flag retention time values with an asterisk.
* Values outside of QC limits.

8D

PESTICIDE ANALYTICAL SEQUENCE

Lab Name: TESTAMERICA-NORTH CANTON Contract:

Lab Code: TALCAN Case No.: SAS No.: SDG No.: A8A300102

GC Column: CLP PESTICIDES II ID: 0.53 (mm) Init. Calib. Date(s): 02/05/08 02/05/08

Instrument ID: A2HP9

THE ANALYTICAL SEQUENCE OF PERFORMANCE EVALUATION MIXTURES, BLANKS, SAMPLES, AND STANDARDS IS GIVEN BELOW:

	MEAN SURROGATE RT FROM INITIAL CALIBRATION					
	EPA SAMPLE NO.	LAB SAMPLE ID	DATE ANALYZED	TIME ANALYZED	RT #	RT #
01		PEM E196	02/08/08	0930		
02		AB3 F031	02/08/08	1037		
03		MRL	02/08/08	1059		
04		TOX3 E080	02/08/08	1122		
05	FWGLL3MW-241	KF9QT2AD	02/08/08	1251		
06	FWGLL3MW-234	KF9Q32AD	02/08/08	1336		
07	FWGLL3MW-DUP	KF9Q52AD	02/08/08	1505		
08	FWGLL3MW-237	KF9Q92AD	02/08/08	1635		
09		AB3 F031	02/08/08	1657		
10		MRL	02/08/08	1719		
11		TOX3 E080	02/08/08	1956		
12		PEM E196	02/08/08	2040		
13						
14						
15						
16						
17						
18						
19						
20						
21						
22						
23						
24						
25						
26						
27						
28						
29						
30						
31						
32						

QC LIMITS

Column used to flag retention time values with an asterisk.

* Values outside of QC limits.

8081A Water MDL and MDLV									
				Inst P9 Front	Inst P9 Rear	Inst P3 Front	Inst P3 Rear	Inst P9 Front	Inst P9 Rear
			MDLV	10/5/2007 _10/11/07	10/5/2007 _10/11/07	1/10/2008	1/10/2008	1/10/2008	1/10/2008
Compound	MDL ug/L	2X MDL ug/L	Standard ug/L	MDLV ug/L	MDLV ug/L	MDLV ug/L	MDLV ug/L	MDLV ug/L	MDLV ug/L
gamma-BHC (Lindane)	0.0064	0.0128	0.01	0.01143	0.01073	0.008475	0.009589	0.009891	0.01117
alpha-BHC	0.007	0.014	0.01	0.01201	0.01044	0.00823	0.009106	0.008894	0.008985
Heptachlor epoxide	0.0071	0.0142	0.01	0.01238	0.01078	0.009848	0.0115	0.01094	0.01075
Dieldrin	0.0075	0.015	0.01	0.01177	0.01054	0.009389	0.01034	0.01082	0.01105
Endrin ketone	0.0078	0.0156	0.01	0.01251	0.01249	0.01017	0.01447	0.0116	0.02192
Heptachlor	0.008	0.016	0.01	0.00829	0.009608	0.0327	0.009836	0.01064	0.01009
Aldrin	0.0082	0.0164	0.01	0.01037	0.01024	0.00939	0.009981	0.009987	0.009961
beta-BHC	0.0084	0.0168	0.01	0.01304	0.01314	0.01254	0.0348	0.01274	0.02984
delta-BHC	0.0087	0.0174	0.01	0.01202	0.0106	0.0144	0.008703	0.008566	0.01044
4,4'-DDD	0.0096	0.0192	0.01	0.01094	0.01001	0.008794	0.0114	0.01171	0.01238
4,4'-DDE	0.0097	0.0194	0.01	0.01082	0.01002	0.009399	0.01024	0.01001	0.01081
Endosulfan sulfate	0.011	0.022	0.01	0.01466	0.01071	0.01021	0.012	0.01137	0.01174
Endrin	0.011	0.022	0.01	0.012	0.01077	0.009384	0.01059	0.01039	0.01132
Endrin aldehyde	0.011	0.022	0.01	0.01335	0.01261	0.01213	0.01187	0.01169	0.01003
Endosulfan II	0.012	0.024	0.01	0.01282	0.01116	0.009628	0.01124	0.01162	0.01105
gamma-Chlordane	0.012	0.024	0.01	0.01116	0.01065	0.009231	0.01069	0.009906	0.01077
Endosulfan I	0.013	0.026	0.01	0.01205	0.009976	0.01012	0.01067	0.01189	0.01101
alpha-Chlordane	0.014	0.028	0.01	0.01118	0.009448	0.01051	0.01108	0.01175	0.01167
4,4'-DDT	0.016	0.032	0.03	0.03108	0.02801	0.02705	0.03391	0.03316	0.03363
Methoxychlor	0.032	0.064	0.03	0.03047	0.03439	0.03177	0.09989	0.02716	0.1148
Tech Chlordane	0.033	0.066	0.03	0.03847	0.04242				
Toxaphene	0.32	0.64	0.5	0.4206	0.4074				
Kepone	0.78	1.56	1						
Isodrin	0.0046	0.0092	0.01						
Hexachlorobenzene	0.0071	0.0142	0.01						
Chlorobenzilate	0.062	0.124	0.1						
Diallate	0.1	0.2	0.1						
Mirex	0.012	0.024	0.01						

POLYCHLORINATED BIPHENYLS DATA

Ravenna, OH Data Review Checklist

Project Number: 030240.0006.05
Sample Event: January 2008
Data Reviewer/Date: Angye Dragotta/March 4, 2008

SDG: A8A300102 R0
Analysis: SW846 8082

Review Questions:	Yes	No	N/A	Comments	Qual/Criteria
1. Did Chain-of-Custody information agree with laboratory report?	✓			COC#: 074035,336179,117233;	
2. Were samples preserved properly and received in good condition?	✓			Sample coolers were received between 0.9 and 5.1°C. Upon receipt, it was documented by the laboratory, that the samples were not frozen and received in good condition. No qualifications were made to sample results based on temperatures less than 2°C.	QAPP Table 4-2
3. Were holding times met?	✓			Samples collected 1/29/07, extracted on 1/30/08, and analyzed on 2/2/08.	QAPP Table 4-2 J/UJ/R
4. Were sample storage requirements met?	✓				QAPP Table 4-2
5. Were QAPP specified PQLs achieved?	✓				QAPP Table 3-5
6. Were all QAPP-specified target analytes reported?	✓				QAPP Table 3-5
7. Does the initial calibration curve consist of 5 concentration levels of Aroclors 1016 and 1260?	✓			Instrument A2HP11; ICAL on 1/7/08 @1547 Stds = 0.05, 0.1, 0.2, 0.5, 1.0, 2.0	LCG Table 3 R
8. Was the % RSD ≤ 20%? Were the r^2s >0.990?	✓				LCG Table 3 RSD>20% or r<0.99= J/R
9. Was a MDL Level Verification performed once per quarter? Were all target analytes detected?	✓			1/7/2008	LCG Table 3 R
10. Was a MRL Level Verification performed at the beginning and end of the sequence or every 12 hours? Were the results 70-130%		✓		2/2/08 @ 1516 and 2/3/08@ 0023 MRL recoveries on the back column were above control limits (70-130%) on 2/208 at 1516 for Aroclor1016 (135%). 2/2/08 @ 0023 had Aroclor1016 recovered at 133% and Aroclor1260 at 131%. No qualifications were made as there were no detected concentrations for these aroclors and back column was used for confirmation only.	LCG Table 3 >130%=J; 65-70%=J/UJ; <65%=J/R
11. Was a second source (ICV) verification performed after the ICAL? Were results 85-115%?	✓			1/8/08@1204	LCG Table 3 >115%=J; 80-85%=J/UJ; <80%=J/R
12. Were single standards of the other five Aroclors run to aid in pattern recognition and to determine a single point calibration factor?	✓				Method 8082 Section 5.6.2

Ravenna, OH Data Review Checklist

Project Number: 030240.0006.05
Sample Event: January 2008
Data Reviewer/Date: Angye Dragotta/March 4, 2008

SDG: A8A300102 R0
Analysis: SW846 8082

Review Questions:	Yes	No	N/A	Comments	Qual/Criteria
13. Was a CCV run every 12 hours?	✓			2/2/08 @ 1926 and 2/3/08 @ 0008	LCG Table 3
14. Was the % D ≤ 15 % for each analyte or the average %D across all analytes ≤15% with a maximum %D for each target analyte ≤30%?		✓		The opening and closing CCVs for 1016 and 1260 were above 15% on the back column. The front column recovered within control limits. No qualifications were made, as there were no detected concentrations of 1016 or 1260.	LCG Table 3 D>30% (neg) =J/R D>30% (pos) =J
15. Was a method blank prepared and analyzed with each batch?	✓				LCG Table 5
16. Were target analytes <1/2 the MRL?	✓				LCG Table 5 <5x = B
17. Was an equipment blank collected and analyzed?	✓			FWGEQUIPRinse2-0610-GW	
18. Were target analytes in the field blank analyses (equipment) <1/2 the MRL?	✓				<5x = B
19. Was an LCS prepared and analyzed with each batch?	✓				LCG Table 3
20. Were the LCS recoveries within limits specified in LCG Appendix C?	✓				LCG Appendix C >UL=J; LL-30%=J/UJ; <30%=J/R
21. Was a MS/MSD pair prepared with each batch?	✓				LCG Table 3
22. Was the MS/MSD parent sample a Ravenna sample?	✓			Sample FWGLL3mw-232c-0575-GW was the parent.	
23. Were MS/MSD recoveries 40-140% and RPD ≤20%?	✓				QAPP Table 3-2 Pj
24. Was the surrogate spiked into all samples?	✓				
25. Were surrogate recoveries 50-150%?		✓		Surrogate DCB recovered below control limits in samples FWGLL3mw-233c-0576-GW (44%), FWGLL12mw-188c-0595-GW (34%), FWGLL3mw-240c-0580-GW (28%), FWGLL3mw-189c-0596-GW (33%), FWGLL4mw-195c-0585-GW (43%) and FWGLL4mw-194c-0584-GW (19%). All associated results were qualified estimated "UJ"	LCG Table 3 >150%=J; 10-50%=J/UJ; <10%=R
26. Was a field duplicate analyzed? Were the RPDs <30%?	✓			FWGLL3mw-DUP1-0602-GW was a field duplicate for FWGLL3mw-234C-0577-GW.	QAPP Table 3-2 RPD >30=J

Ravenna, OH Data Review Checklist

Project Number: 030240.0006.05
Sample Event: January 2008
Data Reviewer/Date: Angye Dragotta/March 4, 2008

SDG: A8A300102 R0
Analysis: SW846 8082

Review Questions:	Yes	No	N/A	Comments	Qual/Criteria
27. Were all positive results verified by a second dissimilar column confirmation? Was the RPD ≤ 40?	✓				LCG Table 3 RPD>40=J
28. Were reported sample concentrations within calibration range?	✓				
29. Were laboratory-generated Quality Control Exception Reports issued? If yes, summarize contents.		✓			
30. Were lab comments included in report? If yes, summarize contents.	✓			See narrative for surrogate outliers.	

References:

Louisville Chemistry Guidelines (LCG), USACE June 2002 version 5; Section I "Chemical Analysis Criteria" Table 3 and Attachment A "Data Validation Guidelines:

Final Quality Assurance Project Plan (QAPP) Addendum for the Facility-Wide Groundwater Monitoring Program Ravenna Army Ammunition Plant, Ravenna, OH, Portage Environmental September 2004

Additional Comments:

It was noticed subsequent to data verification that sample FWGLL3mw-189c-0596-GW/GF was incorrectly identified. The data was reported with the incorrect sample ID. The correct sample ID is FWGLL12mw-189c-0596-GW/GF.

Environmental Quality Mgt., Inc.

Client Sample ID: FWGLL3mw-232C-0575-GW

GC Semivolatiles

Lot-Sample #...: A8A300102-001 Work Order #...: KF9QK1AP Matrix.....: WG
Date Sampled...: 01/29/08 09:20 Date Received..: 01/30/08
Prep Date.....: 01/30/08 Analysis Date..: 02/02/08
Prep Batch #...: 8030084
Dilution Factor: 1 Initial Wgt/Vol: 970 mL Final Wgt/Vol..: 5 mL
Method.....: SW846 8082

PARAMETER	RESULT	REPORTING LIMIT	UNITS	MDL
Aroclor 1016	ND	0.50	ug/L	0.25
Aroclor 1221	ND	0.50	ug/L	0.49
Aroclor 1232	ND	0.50	ug/L	0.41
Aroclor 1242	ND	0.50	ug/L	0.11
Aroclor 1248	ND	0.50	ug/L	0.049
Aroclor 1254	ND	0.50	ug/L	0.087
Aroclor 1260	ND	0.50	ug/L	0.071

SURROGATE	PERCENT RECOVERY	RECOVERY LIMITS
Tetrachloro-m-xylene	96	(50 - 150)
Decachlorobiphenyl	81	(50 - 150)

Environmental Quality Mgt., Inc.

Client Sample ID: FWGLL3mw-233C-0576-GW

GC Semivolatiles

Lot-Sample #...:	A8A300102-003	**Work Order #...:**	KF9QQ1AF	**Matrix.....:**	WG
Date Sampled...:	01/29/08 12:10	**Date Received..:**	01/30/08		
Prep Date.....:	01/30/08	**Analysis Date..:**	02/02/08		
Prep Batch #...:	8030084				
Dilution Factor:	1	**Initial Wgt/Vol:**	960 mL	**Final Wgt/Vol..:**	5 mL
		Method.....:	SW846 8082		

PARAMETER	RESULT	REPORTING LIMIT	UNITS	MDL
Aroclor 1016	ND	0.50	ug/L	0.25
Aroclor 1221	ND	0.50	ug/L	0.49
Aroclor 1232	ND	0.50	ug/L	0.41
Aroclor 1242	ND	0.50	ug/L	0.11
Aroclor 1248	ND	0.50	ug/L	0.049
Aroclor 1254	ND	0.50	ug/L	0.087
Aroclor 1260	ND	0.50	ug/L	0.071

SURROGATE	PERCENT RECOVERY	RECOVERY LIMITS
Tetrachloro-m-xylene	98	(50 - 150)
Decachlorobiphenyl	44 *	(50 - 150)

NOTE(S):

* Surrogate recovery is outside stated control limits.

Environmental Quality Mgt., Inc.

Client Sample ID: FWGLL3mw-241C-0581-GW

GC Semivolatiles

Lot-Sample #...: A8A300102-005 **Work Order #...:** KF9QT1AF **Matrix.....:** WG
Date Sampled...: 01/29/08 13:40 **Date Received..:** 01/30/08
Prep Date.....: 01/30/08 **Analysis Date..:** 02/02/08
Prep Batch #...: 8030084
Dilution Factor: 1 **Initial Wgt/Vol:** 1000 mL **Final Wgt/Vol..:** 5 mL
Method.....: SW846 8082

PARAMETER	RESULT	REPORTING LIMIT	UNITS	MDL
Aroclor 1016	ND	0.50	ug/L	0.25
Aroclor 1221	ND	0.50	ug/L	0.49
Aroclor 1232	ND	0.50	ug/L	0.41
Aroclor 1242	ND	0.50	ug/L	0.11
Aroclor 1248	ND	0.50	ug/L	0.049
Aroclor 1254	ND	0.50	ug/L	0.087
Aroclor 1260	ND	0.50	ug/L	0.071

SURROGATE	PERCENT RECOVERY	RECOVERY LIMITS
Tetrachloro-m-xylene	109	(50 - 150)
Decachlorobiphenyl	55	(50 - 150)

Environmental Quality Mgt., Inc.

Client Sample ID: FWGEQUIPRINSE2-0610-GW

GC Semivolatiles

Lot-Sample #...: A8A300102-007 **Work Order #...:** KF9QW1AF **Matrix.....:** WQ
Date Sampled...: 01/29/08 14:40 **Date Received..:** 01/30/08
Prep Date.....: 01/30/08 **Analysis Date..:** 02/02/08
Prep Batch #...: 8030084
Dilution Factor: 1 **Initial Wgt/Vol:** 1020 mL **Final Wgt/Vol..:** 5 mL
Method.....: SW846 8082

PARAMETER	RESULT	REPORTING LIMIT	UNITS	MDL
Aroclor 1016	ND	0.50	ug/L	0.25
Aroclor 1221	ND	0.50	ug/L	0.49
Aroclor 1232	ND	0.50	ug/L	0.41
Aroclor 1242	ND	0.50	ug/L	0.11
Aroclor 1248	ND	0.50	ug/L	0.049
Aroclor 1254	ND	0.50	ug/L	0.087
Aroclor 1260	ND	0.50	ug/L	0.071

SURROGATE	PERCENT RECOVERY	RECOVERY LIMITS
Tetrachloro-m-xylene	100	(50 - 150)
Decachlorobiphenyl	65	(50 - 150)

Environmental Quality Mgt., Inc.

Client Sample ID: FWGLL12mw-188C-0595-GW

GC Semivolatiles

Lot-Sample #...: A8A300102-008 **Work Order #...:** KF9QX1AF **Matrix.....:** WG
Date Sampled...: 01/29/08 16:00 **Date Received..:** 01/30/08
Prep Date.....: 01/30/08 **Analysis Date..:** 02/02/08
Prep Batch #...: 8030084
Dilution Factor: 1 **Initial Wgt/Vol:** 1050 mL **Final Wgt/Vol..:** 5 mL
Method.....: SW846 8082

PARAMETER	RESULT	REPORTING LIMIT	UNITS	MDL
Aroclor 1016	ND	0.50	ug/L	0.25
Aroclor 1221	ND	0.50	ug/L	0.49
Aroclor 1232	ND	0.50	ug/L	0.41
Aroclor 1242	ND	0.50	ug/L	0.11
Aroclor 1248	**0.15 J**	**0.50**	**ug/L**	**0.049**
Aroclor 1254	ND	0.50	ug/L	0.087
Aroclor 1260	ND	0.50	ug/L	0.071

SURROGATE	PERCENT RECOVERY	RECOVERY LIMITS
Tetrachloro-m-xylene	96	(50 - 150)
Decachlorobiphenyl	34 *	(50 - 150)

NOTE(S):

* Surrogate recovery is outside stated control limits.

J Estimated result. Result is less than RL.

Environmental Quality Mgt., Inc.

Client Sample ID: FWGLL3mw-234C-0577-GW

GC Semivolatiles

Lot-Sample #...: A8A300102-012 **Work Order #...:** KF9Q31AF **Matrix.....:** WG
Date Sampled...: 01/29/08 09:20 **Date Received..:** 01/30/08
Prep Date.....: 01/30/08 **Analysis Date..:** 02/02/08
Prep Batch #...: 8030084
Dilution Factor: 1 **Initial Wgt/Vol:** 1050 mL **Final Wgt/Vol..:** 5 mL
Method.....: SW846 8082

PARAMETER	RESULT	REPORTING LIMIT	UNITS	MDL
Aroclor 1016	ND	0.50	ug/L	0.25
Aroclor 1221	ND	0.50	ug/L	0.49
Aroclor 1232	ND	0.50	ug/L	0.41
Aroclor 1242	ND	0.50	ug/L	0.11
Aroclor 1248	ND	0.50	ug/L	0.049
Aroclor 1254	ND	0.50	ug/L	0.087
Aroclor 1260	ND	0.50	ug/L	0.071

SURROGATE	PERCENT RECOVERY	RECOVERY LIMITS
Tetrachloro-m-xylene	95	(50 - 150)
Decachlorobiphenyl	62	(50 - 150)

Environmental Quality Mgt., Inc.

Client Sample ID: FWGLL3mw-DUP2-0602-GW

GC Semivolatiles

Lot-Sample #...: A8A300102-014 **Work Order #...:** KF9Q51AF **Matrix.....:** WG
Date Sampled...: 01/29/08 09:45 **Date Received..:** 01/30/08
Prep Date.....: 01/30/08 **Analysis Date..:** 02/02/08
Prep Batch #...: 8030084
Dilution Factor: 1 **Initial Wgt/Vol:** 960 mL **Final Wgt/Vol..:** 5 mL
Method.....: SW846 8082

PARAMETER	RESULT	REPORTING LIMIT	UNITS	MDL
Aroclor 1016	ND	0.50	ug/L	0.25
Aroclor 1221	ND	0.50	ug/L	0.49
Aroclor 1232	ND	0.50	ug/L	0.41
Aroclor 1242	ND	0.50	ug/L	0.11
Aroclor 1248	ND	0.50	ug/L	0.049
Aroclor 1254	ND	0.50	ug/L	0.087
Aroclor 1260	ND	0.50	ug/L	0.071

SURROGATE	PERCENT RECOVERY	RECOVERY LIMITS
Tetrachloro-m-xylene	108	(50 - 150)
Decachlorobiphenyl	82	(50 - 150)

Environmental Quality Mgt., Inc.

Client Sample ID: FWGLL3mw-240C-0580-GW

GC Semivolatiles

Lot-Sample #...:	A8A300102-016	**Work Order #...:**	KF9Q71AF	**Matrix.....:**	WG
Date Sampled...:	01/29/08 11:45	**Date Received..:**	01/30/08		
Prep Date.....:	01/30/08	**Analysis Date..:**	02/02/08		
Prep Batch #...:	8030084				
Dilution Factor:	1	**Initial Wgt/Vol:**	1050 mL	**Final Wgt/Vol..:**	5 mL
		Method.....:	SW846 8082		

PARAMETER	RESULT	REPORTING LIMIT	UNITS	MDL
Aroclor 1016	ND	0.50	ug/L	0.25
Aroclor 1221	ND	0.50	ug/L	0.49
Aroclor 1232	ND	0.50	ug/L	0.41
Aroclor 1242	ND	0.50	ug/L	0.11
Aroclor 1248	ND	0.50	ug/L	0.049
Aroclor 1254	ND	0.50	ug/L	0.087
Aroclor 1260	ND	0.50	ug/L	0.071

SURROGATE	PERCENT RECOVERY	RECOVERY LIMITS
Tetrachloro-m-xylene	109	(50 - 150)
Decachlorobiphenyl	28 *	(50 - 150)

NOTE(S):

* Surrogate recovery is outside stated control limits.

Environmental Quality Mgt., Inc.

Client Sample ID: FWGLL3mw-237C-0579-GW

GC Semivolatiles

Lot-Sample #...:	A8A300102-018	**Work Order #...:**	KF9Q91AF	**Matrix.....:**	WG
Date Sampled...:	01/29/08 13:00	**Date Received..:**	01/30/08		
Prep Date.....:	01/30/08	**Analysis Date..:**	02/02/08		
Prep Batch #...:	8030084				
Dilution Factor:	1	**Initial Wgt/Vol:**	1050 mL	**Final Wgt/Vol..:**	5 mL
		Method.....:	SW846 8082		

PARAMETER	RESULT	REPORTING LIMIT	UNITS	MDL
Aroclor 1016	ND	0.50	ug/L	0.25
Aroclor 1221	ND	0.50	ug/L	0.49
Aroclor 1232	ND	0.50	ug/L	0.41
Aroclor 1242	ND	0.50	ug/L	0.11
Aroclor 1248	ND	0.50	ug/L	0.049
Aroclor 1254	ND	0.50	ug/L	0.087
Aroclor 1260	ND	0.50	ug/L	0.071

SURROGATE	PERCENT RECOVERY	RECOVERY LIMITS
Tetrachloro-m-xylene	107	(50 - 150)
Decachlorobiphenyl	79	(50 - 150)

Environmental Quality Mgt., Inc.

Client Sample ID: FWGLL3mw-189C-0596-GW

GC Semivolatiles

Lot-Sample #...:	A8A300102-020	**Work Order #...:**	KF9RC1AF	**Matrix.....:**	WG
Date Sampled...:	01/29/08 15:10	**Date Received..:**	01/30/08		
Prep Date.....:	01/30/08	**Analysis Date..:**	02/02/08		
Prep Batch #...:	8030084				
Dilution Factor:	1	**Initial Wgt/Vol:**	1050 mL	**Final Wgt/Vol..:**	5 mL
		Method.....:	SW846 8082		

PARAMETER	RESULT	REPORTING LIMIT	UNITS	MDL
Aroclor 1016	ND	0.50	ug/L	0.25
Aroclor 1221	ND	0.50	ug/L	0.49
Aroclor 1232	ND	0.50	ug/L	0.41
Aroclor 1242	ND	0.50	ug/L	0.11
Aroclor 1248	ND	0.50	ug/L	0.049
Aroclor 1254	ND	0.50	ug/L	0.087
Aroclor 1260	ND	0.50	ug/L	0.071

SURROGATE	PERCENT RECOVERY	RECOVERY LIMITS
Tetrachloro-m-xylene	100	(50 - 150)
Decachlorobiphenyl	33 *	(50 - 150)

NOTE(S):

* Surrogate recovery is outside stated control limits.

Environmental Quality Mgt., Inc.

Client Sample ID: FWGLL4mw-193C-0583-GW

GC Semivolatiles

Lot-Sample #...: A8A300102-022 **Work Order #...:** KF9RE1AF **Matrix.....:** WG
Date Sampled...: 01/29/08 10:10 **Date Received..:** 01/30/08
Prep Date.....: 01/30/08 **Analysis Date..:** 02/02/08
Prep Batch #...: 8030084
Dilution Factor: 1 **Initial Wgt/Vol:** 990 mL **Final Wgt/Vol..:** 5 mL
Method.....: SW846 8082

PARAMETER	RESULT	REPORTING LIMIT	UNITS	MDL
Aroclor 1016	ND	0.50	ug/L	0.25
Aroclor 1221	ND	0.50	ug/L	0.49
Aroclor 1232	ND	0.50	ug/L	0.41
Aroclor 1242	ND	0.50	ug/L	0.11
Aroclor 1248	ND	0.50	ug/L	0.049
Aroclor 1254	ND	0.50	ug/L	0.087
Aroclor 1260	ND	0.50	ug/L	0.071

SURROGATE	PERCENT RECOVERY	RECOVERY LIMITS
Tetrachloro-m-xylene	116	(50 - 150)
Decachlorobiphenyl	68	(50 - 150)

Environmental Quality Mgt., Inc.

Client Sample ID: FWGLL4mw-195C-0585-GW

GC Semivolatiles

Lot-Sample #...:	A8A300102-024	**Work Order #...:**	KF9RG1AF	**Matrix.....:**	WG
Date Sampled...:	01/29/08 12:45	**Date Received..:**	01/30/08		
Prep Date.....:	01/30/08	**Analysis Date..:**	02/02/08		
Prep Batch #...:	8030084				
Dilution Factor:	1	**Initial Wgt/Vol:**	1010 mL	**Final Wgt/Vol..:**	5 mL
		Method.....:	SW846 8082		

PARAMETER	RESULT	REPORTING LIMIT	UNITS	MDL
Aroclor 1016	ND	0.50	ug/L	0.25
Aroclor 1221	ND	0.50	ug/L	0.49
Aroclor 1232	ND	0.50	ug/L	0.41
Aroclor 1242	ND	0.50	ug/L	0.11
Aroclor 1248	ND	0.50	ug/L	0.049
Aroclor 1254	ND	0.50	ug/L	0.087
Aroclor 1260	ND	0.50	ug/L	0.071

SURROGATE	PERCENT RECOVERY	RECOVERY LIMITS
Tetrachloro-m-xylene	98	(50 - 150)
Decachlorobiphenyl	43 *	(50 - 150)

NOTE(S):

* Surrogate recovery is outside stated control limits.

Environmental Quality Mgt., Inc.

Client Sample ID: FWGLL4mw-194C-0584-GW

GC Semivolatiles

Lot-Sample #...:	A8A300102-026	**Work Order #...:**	KF9RK1AF	**Matrix.....:**	WG
Date Sampled...:	01/29/08 15:30	**Date Received..:**	01/30/08		
Prep Date.....:	01/30/08	**Analysis Date..:**	02/02/08		
Prep Batch #...:	8030084				
Dilution Factor:	1	**Initial Wgt/Vol:**	1000 mL	**Final Wgt/Vol..:**	5 mL
		Method.....:	SW846 8082		

PARAMETER	RESULT	REPORTING LIMIT	UNITS	MDL
Aroclor 1016	ND	0.50	ug/L	0.25
Aroclor 1221	ND	0.50	ug/L	0.49
Aroclor 1232	ND	0.50	ug/L	0.41
Aroclor 1242	ND	0.50	ug/L	0.11
Aroclor 1248	ND	0.50	ug/L	0.049
Aroclor 1254	ND	0.50	ug/L	0.087
Aroclor 1260	ND	0.50	ug/L	0.071

SURROGATE	PERCENT RECOVERY	RECOVERY LIMITS
Tetrachloro-m-xylene	96	(50 - 150)
Decachlorobiphenyl	19 *	(50 - 150)

NOTE(S):

* Surrogate recovery is outside stated control limits.

METHOD BLANK REPORT

GC Semivolatiles

Client Lot #...: A8A300102 **Work Order #...:** KF9WX1AA **Matrix.....:** WATER
MB Lot-Sample #: A8A300000-084

Prep Date.....: 01/30/08 **Final Wgt/Vol..:** 5 mL
Analysis Date..: 02/02/08 **Prep Batch #...:** 8030084
Dilution Factor: 1 **Initial Wgt/Vol:** 1000 mL

PARAMETER	RESULT	REPORTING LIMIT	UNITS	METHOD
Aroclor 1016	ND	0.50	ug/L	SW846 8082
Aroclor 1221	ND	0.50	ug/L	SW846 8082
Aroclor 1232	ND	0.50	ug/L	SW846 8082
Aroclor 1242	ND	0.50	ug/L	SW846 8082
Aroclor 1248	ND	0.50	ug/L	SW846 8082
Aroclor 1254	ND	0.50	ug/L	SW846 8082
Aroclor 1260	ND	0.50	ug/L	SW846 8082

SURROGATE	PERCENT RECOVERY	RECOVERY LIMITS
Tetrachloro-m-xylene	110	(50 - 150)
Decachlorobiphenyl	106	(50 - 150)

NOTE(S):

Calculations are performed before rounding to avoid round-off errors in calculated results.

LABORATORY CONTROL SAMPLE EVALUATION REPORT

GC Semivolatiles

Client Lot #...: A8A300102 **Work Order #...:** KF9WX1AC **Matrix.....:** WATER
LCS Lot-Sample#: A8A300000-084
Prep Date.....: 01/30/08 **Analysis Date..:** 02/02/08
Prep Batch #...: 8030084
Dilution Factor: 2 **Final Wgt/Vol..:** 5 mL
Initial Wgt/Vol: 1000 mL

PARAMETER	PERCENT RECOVERY	RECOVERY LIMITS	METHOD
Aroclor 1016	**95**	**(58 - 141)**	**SW846 8082**
Aroclor 1260	**98**	**(71 - 143)**	**SW846 8082**

SURROGATE	PERCENT RECOVERY	RECOVERY LIMITS
Tetrachloro-m-xylene	95	(50 - 150)
Decachlorobiphenyl	81	(50 - 150)

NOTE(S):

Calculations are performed before rounding to avoid round-off errors in calculated results.

Bold print denotes control parameters

MATRIX SPIKE SAMPLE EVALUATION REPORT

GC Semivolatiles

Client Lot #...: A8A300102 **Work Order #...:** KF9QK1AQ-MS **Matrix.....:** WG
MS Lot-Sample #: A8A300102-001 KF9QK1AR-MSD
Date Sampled...: 01/29/08 09:20 **Date Received..:** 01/30/08
Prep Date.....: 01/30/08 **Analysis Date..:** 02/02/08
Prep Batch #...: 8030084
Dilution Factor: 2 **Initial Wgt/Vol:** 470 mL **Final Wgt/Vol..:** 5 mL

PARAMETER	PERCENT RECOVERY	RECOVERY LIMITS	RPD	RPD LIMITS	METHOD
Aroclor 1016	**94**	**(50 - 150)**			**SW846 8082**
	92	**(50 - 150)**	**1.7**	**(0-50)**	**SW846 8082**
Aroclor 1260	**96**	**(50 - 150)**			**SW846 8082**
	92	**(50 - 150)**	**3.6**	**(0-50)**	**SW846 8082**

SURROGATE	PERCENT RECOVERY	RECOVERY LIMITS
Tetrachloro-m-xylene	104	(50 - 150)
	98	(50 - 150)
Decachlorobiphenyl	91	(50 - 150)
	91	(50 - 150)

NOTE(S):

Calculations are performed before rounding to avoid round-off errors in calculated results.

Bold print denotes control parameters

FORM 8
SEMIVOLATILE ANALYTICAL SEQUENCE

Lab Name: TESTAMERICA-NORTH CANTON Contract:

Lab Code: TALCAN Case No.: SAS No.: SDG No.: A8A300102

GC Column: RESTEK PEST CLPI ID: 0.53 (mm) Init. Calib. Date(s): 01/07/08 01/08/08

Instrument ID: A2HP11

THE ANALYTICAL SEQUENCE OF PERFORMANCE EVALUATION MIXTURES, BLANKS, SAMPLES, AND STANDARDS IS GIVEN BELOW:

			MEAN SURROGATE RT FROM INITIAL CALIBRATION					
	CLIENT SAMPLE NO.	LAB SAMPLE ID	DATE ANALYZED	TIME ANALYZED	RT	#	RT	#
01		MRL	02/02/08	1516				
02		E199	02/02/08	1926				
03	FWGLL3MW-232	KF9QK1AP	02/02/08	1941				
04	FWGLL3MW-232	KF9QK1AQ	02/02/08	1957				
05	FWGLL3MW-232	KF9QK1AR	02/02/08	2013				
06	FWGLL3MW-233	KF9QQ1AF	02/02/08	2028				
07	FWGLL3MW-241	KF9QT1AF	02/02/08	2044				
08	FWGEQUIPRINS	KF9QW1AF	02/02/08	2100				
09	FWGLL12MW-18	KF9QX1AF	02/02/08	2115				
10	FWGLL3MW-234	KF9Q31AF	02/02/08	2131				
11	FWGLL3MW-DUP	KF9Q51AF	02/02/08	2147				
12	FWGLL3MW-240	KF9Q71AF	02/02/08	2202				
13	FWGLL3MW-237	KF9Q91AF	02/02/08	2218				
14	FWGLL3MW-189	KF9RC1AF	02/02/08	2234				
15	FWGLL4MW-193	KF9RE1AF	02/02/08	2249				
16	FWGLL4MW-195	KF9RG1AF	02/02/08	2305				
17	FWGLL4MW-194	KF9RK1AF	02/02/08	2321				
18	KF9WXBLK	KF9WX1AA	02/02/08	2336				
19	KF9WXCHK	KF9WX1AC	02/02/08	2352				
20		E199	02/03/08	0008				
21		MRL	02/03/08	0023				
22								
23								
24								
25								
26								
27								
28								
29								
30								
31								
32								

QC LIMITS

Column used to flag retention time values with an asterisk.
* Values outside of QC limits.

Data File: 007F0701.D

Report Date: 14-Feb-2008 12:30

TestAmerica North Canton

RECOVERY REPORT

Client Name: Client SDG: SDGa02149

Sample Matrix: LIQUID Fraction: SV

2/21/08 @ 1516

Lab Smp Id: MRL

Level: LOW Operator: 1808

Data Type: GC MULTI COMP SampleType: MRL

SpikeList File: MRL.spk Quant Type: ESTD

Sublist File: 6-AR1660.sub

Method File: \\cansvr11\dd\chem\GCS\a2hp11.i\80202-1.b\HP11PCBF.m\HP11PCBr.m

Misc Info: 12-AR1660TD.SUB

SPIKE COMPOUND	AMOUNT ADDED ng	AMOUNT RECOVERED ng	% RECOVERED	LIMITS
3 AROCLOR-1016	0.05000	0.06732	134.65*	70-130
8 AROCLOR-1260	0.05000	0.06352	127.05	70-130

Data File: 042F4201.D

Report Date: 14-Feb-2008 12:30

TestAmerica North Canton

RECOVERY REPORT

Client Name: Client SDG: SDGa02149

Sample Matrix: LIQUID Fraction: SV

Lab Smp Id: MRL

Level: LOW Operator: 1808

2/3/08 @ 0023

Data Type: GC MULTI COMP SampleType: MRL

SpikeList File: MRL.spk Quant Type: ESTD

Sublist File: 6-AR1660.sub

Method File: \\cansvr11\dd\chem\GCS\a2hp11.i\80202-1.b\HP11PCBF.m\HP11PCBr.m

Misc Info: 12-AR1660TD.SUB

SPIKE COMPOUND	AMOUNT ADDED ng	AMOUNT RECOVERED ng	% RECOVERED	LIMITS
3 AROCLOR-1016	0.05000	0.06670	133.41*	70-130
8 AROCLOR-1260	0.05000	0.06528	130.56*	70-130

Data File: 023F2301.D
Report Date: 02-Feb-2008 19:37

TestAmerica North Canton

CONTINUING CALIBRATION COMPOUNDS

Instrument ID: a2hp11.i Injection Date: 02-FEB-2008 19:26
Lab File ID: 023F2301.D Init. Cal. Date(s): 07-JAN-2008 08-JAN-2008
Analysis Type: Init. Cal. Times: 15:47 02:33
Lab Sample ID: E199 Quant Type: ESTD
Method: \\cansvr11\dd\chem\GCS\a2hp11.i\80202-1.b\HP11PCBF.m\HP11PCBr.m

COMPOUND	RRF / AMOUNT	RF0.500	MIN RRF	%D / %DRIFT	MAX %D / %DRIFT	CURVE TYPE	
$ 1 TCMX	83971893	97490560	0.010	-16.09904	15.00000	Averaged	<-
3 AROCLOR-1016(1)	1473163	1703896	0.010	-15.66241	15.00000	Averaged	<-
(2)	2902562	3404572	0.010	-17.29540	15.00000	Averaged	<-
(3)	6381125	7487966	0.010	-17.34554	15.00000	Averaged	<-
(4)	2561995	3012538	0.010	-17.58563	15.00000	Averaged	<-
(5)	1935690	2321166	0.010	-19.91411	15.00000	Averaged	<-
8 AROCLOR-1260(1)	4140183	4776784	0.010	-15.37617	15.00000	Averaged	<-
(2)	4695779	5501294	0.010	-17.15401	15.00000	Averaged	<-
(3)	4094980	4747392	0.010	-15.93199	15.00000	Averaged	<-
(4)	8596361	10054302	0.010	-16.95998	15.00000	Averaged	<-
(5)	6023369	6877912	0.010	-14.18713	15.00000	Averaged	
$ 9 DCB	69856297	73463960	0.010	-5.16441	15.00000	Averaged	

Data File: 041F4101.D
Report Date: 03-Feb-2008 00:19

TestAmerica North Canton

CONTINUING CALIBRATION COMPOUNDS

Instrument ID: a2hp11.i Injection Date: 03-FEB-2008 00:08
Lab File ID: 041F4101.D Init. Cal. Date(s): 07-JAN-2008 08-JAN-2008
Analysis Type: Init. Cal. Times: 15:47 02:33
Lab Sample ID: E199 Quant Type: ESTD
Method: \\cansvr11\dd\chem\GCS\a2hp11.i\80202-1.b\HP11PCBF.m\HP11PCBr.m

COMPOUND	RRF / AMOUNT	RF0.500	MIN RRF	%D / %DRIFT	MAX %D / %DRIFT	CURVE TYPE	
$ 1 TCMX	83971893	99360640	0.010	-18.32607	15.00000	Averaged	<-
3 AROCLOR-1016 (1)	1473163	1732816	0.010	-17.62553	15.00000	Averaged	<-
(2)	2902562	3477278	0.010	-19.80029	15.00000	Averaged	<-
(3)	6381125	7665824	0.010	-20.13279	15.00000	Averaged	<-
(4)	2561995	3093376	0.010	-20.74091	15.00000	Averaged	<-
(5)	1935690	2382618	0.010	-23.08879	15.00000	Averaged	<-
8 AROCLOR-1260 (1)	4140183	4918992	0.010	-18.81099	15.00000	Averaged	<-
(2)	4695779	5699490	0.010	-21.37474	15.00000	Averaged	<-
(3)	4094980	4962150	0.010	-21.17641	15.00000	Averaged	<-
(4)	8596361	10715898	0.010	-24.65621	15.00000	Averaged	<-
(5)	6023369	7367818	0.010	-22.32056	15.00000	Averaged	<-
$ 9 DCB	69856297	82471760	0.010	-18.05916	15.00000	Averaged	<-

10B

PESTICIDE IDENTIFICATION SUMMARY
FOR MULTICOMPONENT ANALYTES

EPA SAMPLE NO.

FWGLL12MW
-188C-0595

Lab Name: TESTAMERICA-NORTH CANTON Contract:

Lab Code: TALCAN Case No.: SAS No.: SDG No.: A8A300102

Lab Sample ID: KF9QX1AF Date(s) Analyzed: 02/02/08 02/02/08

Instrument ID (1): A2HP11 Instrument ID (2): A2HP11

GC Column(1): RESTEK PEST CLPIID: 0.53(mm) GC Column(2): RESTEK PEST CLPI ID: 0.32(mm)

ANALYTE	PEAK	RT	RT WINDOW FROM	RT WINDOW TO	CONCENTRATION	MEAN CONCENTRATION	%D
	1	2.95	2.83	3.03	0.2704		
AROCLOR-1248	2	3.52	3.45	3.65	0.05571		
	3	4.33	4.22	4.42	0.2299		
COLUMN 1	4	4.81	4.70	4.90	0.03268		
	5					0.1472	
	1	3.53	3.45	3.65	0.1427		
	2	4.13	4.03	4.23	0.1505		
	3	4.59	4.48	4.68	0.06414		
COLUMN 2	4	5.10	4.98	5.18	0.2367		
	5	6.35	6.23	6.43	0.1808	0.1550	5.3
	1						
_____	2						
	3						
COLUMN 1	4						
	5						
	1						
	2						
	3						
COLUMN 2	4						
	5						
	1						
_____	2						
	3						
COLUMN 1	4						
	5						
	1						
	2						
	3						
COLUMN 2	4						
	5						

At least 3 peaks for each column are required for identification of multicomponent analytes.

Surrogate Recovery Outlier Report

Lab Report Batch: A8A300102 **Lab ID:** STLCAN

Client Sample ID	Lab Sample ID	Analysis Method	Dilution	Matrix	Surrogate	Percent Recovery	Criteria (percent) Lower Limit	Upper Limit	Reject Point	Associated Target Analytes
FWGLL12mw-188C-0595-GW	A8A300102008	8081A	1	AQ	Decachlorobiphenyl	25	50.0	150.0	10.0	All Target
		8082			Decachlorobiphenyl	34	50.0	150.0	10.0	All Target
		8270C			2,4,6-Tribromophenol	27	50.0	150.0	10.0	Acid
					2-Fluorophenol	16	50.0	150.0	10.0	Acid
					Phenol-d5	27	50.0	150.0	10.0	Acid
					2-Fluorobiphenyl	32	50.0	150.0	10.0	Base/Neutral
					Nitrobenzene-d5	32	50.0	150.0	10.0	Base/Neutral
					Terphenyl-d14	38	50.0	150.0	10.0	Base/Neutral
FWGLL3mw-189C-0596-GW	A8A300102020	8081A	1	AQ	Decachlorobiphenyl	28	50.0	150.0	10.0	All Target
		8082			Decachlorobiphenyl	33	50.0	150.0	10.0	All Target
FWGLL3mw-233C-0576-GW	A8A300102003	8081A	1	AQ	Decachlorobiphenyl	39	50.0	150.0	10.0	All Target
		8082			Decachlorobiphenyl	44	50.0	150.0	10.0	All Target
FWGLL3mw-234C-0577-GW	A8A300102012	8270C	1	AQ	2-Fluorophenol	27	50.0	150.0	10.0	Acid
					2-Fluorophenol	32	50.0	150.0	10.0	Acid
					Phenol-d5	45	50.0	150.0	10.0	Acid
					Phenol-d5	49	50.0	150.0	10.0	Acid
FWGLL3mw-237C-0579-GW	A8A300102018	8270C	1	AQ	2,4,6-Tribromophenol	38	50.0	150.0	10.0	Acid
					2-Fluorophenol	37	50.0	150.0	10.0	Acid
					2-Fluorophenol	27	50.0	150.0	10.0	Acid
					Phenol-d5	42	50.0	150.0	10.0	Acid
FWGLL3mw-240C-0580-GW	A8A300102016	8081A	1	AQ	Decachlorobiphenyl	21	50.0	150.0	10.0	All Target
		8082			Decachlorobiphenyl	28	50.0	150.0	10.0	All Target

Project Number and Name: ***030240.0006 - Ravenna***

Surrogate Recovery Outlier Report

Lab Report Batch: A8A300102 **Lab ID:** STLCAN

Client Sample ID	Lab Sample ID	Analysis Method	Dilution	Matrix	Surrogate	Percent Recovery	Criteria (percent) Lower Limit	Upper Limit	Reject Point	Associated Target Analytes
FWGLL3mw-241C-0581-GW	A8A300102005	8081A	1	AQ	Decachlorobiphenyl	48	50.0	150.0	10.0	All Target
		8270C			2-Fluorophenol	34	50.0	150.0	10.0	Acid
					2-Fluorophenol	30	50.0	150.0	10.0	Acid
					Phenol-d5	47	50.0	150.0	10.0	Acid
					Phenol-d5	48	50.0	150.0	10.0	Acid
FWGLL3mw-DUP2-0602-GW	A8A300102014	8270C	1	AQ	2-Fluorophenol	20	50.0	150.0	10.0	Acid
					Phenol-d5	44	50.0	150.0	10.0	Acid
FWGLL4mw-193C-0583-GW	A8A300102022	8081A	1	AQ	Decachlorobiphenyl	48	50.0	150.0	10.0	All Target
FWGLL4mw-194C-0584-GW	A8A300102026	8081A	1	AQ	Decachlorobiphenyl	14	50.0	150.0	10.0	All Target
		8082			Decachlorobiphenyl	19	50.0	150.0	10.0	All Target
FWGLL4mw-195C-0585-GW	A8A300102024	8081A	1	AQ	Decachlorobiphenyl	38	50.0	150.0	10.0	All Target
		8082			Decachlorobiphenyl	43	50.0	150.0	10.0	All Target

Report Date: 13-Feb-2008 13:47

TestAmerica North Canton

RECOVERY REPORT

Client Name: Client SDG: SDGa00713

Sample Matrix: LIQUID Fraction: Pesticides

Lab Smp Id: MRL

Level: LOW Operator: 93905

Data Type: GC MULTI COMP SampleType: MRL

SpikeList File: MRL.spk Quant Type: ESTD

Sublist File: mrl.sub

Method File: \\cansvr11\dd\chem\GCS\a2hp9.i\80208-1.b\PEST9.m\PEST9r.m

Misc Info:

SPIKE COMPOUND	CONC ADDED ug/L	CONC RECOVERED ug/L	% RECOVERED	LIMITS
4 alpha-BHC	0.005000	0.004505	90.09	70-130
5 gamma-BHC (Lindane	0.005000	0.004698	93.95	70-130
6 beta-BHC	0.005000	0.004937	98.73	70-130
7 delta-BHC	0.005000	0.004517	90.33	70-130
8 Heptachlor	0.005000	0.005000	100.01	70-130
10 Aldrin	0.005000	0.004897	97.94	70-130
12 Heptachlor epoxide	0.005000	0.006657	133.14*	70-130
13 gamma-Chlordane	0.005000	0.005248	104.97	70-130

14 alpha-Chlordane	0.005000	0.005366	107.33	70-130
15 Endosulfan I	0.005000	0.005563	111.26	70-130
16 4,4'-DDE	0.005000	0.005007	100.15	70-130
17 Dieldrin	0.005000	0.005031	100.63	70-130
18 Endrin	0.005000	0.005350	107.00	70-130
21 4,4'-DDD	0.005000	0.004916	98.31	70-130
22 Endosulfan II	0.005000	0.005552	111.03	70-130
24 4,4'-DDT	0.005000	0.005584	111.68	70-130
25 Endrin aldehyde	0.005000	0.005776	115.51	70-130
26 Endosulfan sulfate	0.005000	0.005805	116.11	70-130
27 Methoxychlor	0.005000	0.006602	132.03*	70-130
29 Endrin ketone	0.005000	0.006431	128.62	70-130

METALS DATA

Ravenna, OH Data Review Checklist

Project Number: 030240.0006.05
Sample Event: January 2008
Data Reviewer/Date: Angye Dragotta/ March 4, 2008

SDG: A8A300102 R0
Analysis: SW846 6010B/6020

Review Questions:	Yes	No	N/A	Comments	Qual/Criteria
1. Did Chain-of-Custody information agree with laboratory report?	✓			COC#: 074035,336179,117233;	
2. Were samples preserved properly and received in good condition?	✓			Sample coolers were received between 0.9 and 5.1°C. Upon receipt, it was documented by the laboratory, that the samples were not frozen and received in good condition. No qualifications were made to sample results based on temperatures less than 2°C.	QAPP Table 4-2
3. Were holding times met?	✓			Samples collected 1/29/07, digested on 1/30/08, ICP analyzed on 2/1/08, and ICP-MS analyzed on 2/7/08.	QAPP Table 4-2 J/UJ/R
4. Were sample storage requirements met?	✓				QAPP Table 4-2
5. Were QAPP specified RLs achieved?	✓				QAPP Table 3-8
6. Were all QAPP-specified target analytes reported?	✓				QAPP Table 3-8
7. Did the initial calibration curve range include 3 standards and a blank?	✓			ICPMS- it appears that the data file for STD1 analyzed @0934 2/7/08 was over written by the sample analyzed at sequence number 67(2/7/08 a21436). No impact on data as raw data was retained from initial analysis.	LCG Table 7 R
8. Was the ICAL performed daily?	✓				LCG Table 7 R
9. Was the correlation coefficient r≥0.995 for each analyte?	✓				LCG Table 7 R<0.995=J/R
10. Was a MDL Level Verification performed once per quarter with all target analytes detected?	✓				LCG Table 7 R
11. Was a MRL Level Verification performed at the beginning of the daily sequence? Were results 70-130%?	✓			**ICPMS**: 2/7/08@1005 **ICP**: 1/31/08 @ 1411	LCG Table 7 >130%=J; 65-70%=J/UJ; <65%=J/R
12. Was the ICV (second source verification) analyzed after the ICAL?	✓			ICP- 1/31/08@1411 ICPMS- 2/7/08@1005	LCG Table 7
13. Were all analytes within 90-110% in the ICV?	✓				LCG Table 7 J>110%=J; 90-85%=J/UJ; <85%=J/R
14. Was the ICB analyzed after the ICV with results <1/2 the MRL?	✓			**ICP:** Potassium was detected at 146 ug/L with a RL of 1000 ug/L. The contamination was less than ½ the RL. Therefore no qualifications were made. **ICP-MS**: Beryllium was detected at 0.024ug/L and thallium at 0.15ug/Lwith a RL of 1ug/L. The contamination was less than ½ the RL, therefore no qualifications were made.	LCG Table 7 < 5x = U

Project Number: 030240.0006.05
Sample Event: January 2008
Data Reviewer/Date: Angye Dragotta/ March 4, 2008

SDG: A8A300102 R0
Analysis: SW846 6010B/6020

Review Questions:	Yes	No	N/A	Comments	Qual/Criteria
				No qualifications were made due to negative blanks greater than ½ MRL, since the LCG doesn't specifically address negative blank values.	
15. Were CCVs analyzed every 10 samples and at the end of the analytical sequence?	✓				LCG Table 7
16. Were CCV results within 90 to 110%?	✓				LCG Table 7 >110%=J 90-85%=J/UJ; <85%=J/R
17. Were the CCBs run every 10 samples and at the end of the analytical sequence? Were results <1/2 the MRL?		✓		**ICP**: Potassium was detected in bracketing CCBs between 142 and 153 ppb with a RL of 1000 ppb. The contamination was less than ½ the RL; therefore no qualifications were made. The CCB analyzed on 2/1/08 at 1129 had selenium detected at 3.0ug/L. The sample bracketed by this CCB, FWGLL3mw-232c-0575-GF, did not have detected concentrations of selenium, so no qualifications were made. **ICP-MS:** Beryllium was detected in bracketing CCBs between -0.011 and 0.025ug/Lwith a reporting limit of 1ug/L. Cadmium was detected between -0.009 and 0.098ug/L with a RL of 0.5ug/L. Antimony was detected between 0.087 and 0.12ug/L with an RL of 2ug/L. The contamination was less than ½ the RL for cadmium, beryllium and antimony; therefore no qualifications were made. Thallium was detected in bracketing CCBs between 0.072 and 1.4ug/L. Iron was detected at 28.2ug/L. All samples with detected concentrations greater than ½ the MRL and/or less than 5x contamination were reanalyzed between bracketing CCBs with contamination <1/2 MRL. No qualifications were made based on thallium and iron CCB contamination. No qualifications were made due to negative blanks greater than ½ MRL, since the LCG doesn't specifically address negative blank values.	LCG Table 7 <5x = U
18. Was an Interelement Check Standard run at the beginning of the analytical sequence?	✓				LCG Table 7
19.Was the ICS recovery within 80 to 120% of true value for each element of interest?	✓				LCG Table 7 >120%=J; 50-79%=J/UJ; <50%=Pj/R
21. Was a method blank prepared and analyzed with each batch?	✓				LCG Table 7
22. Were target analytes <1/2 the MRL in the method blank?		✓		Barium was detected at 0.93ug/L with an RL of 10.0ug/L. Magnesium was detected at 67.8ug/L with an RL of 1000ug/L. Manganese was detected at 0.56ug/L with an RL of	LCG Table 7 <5x = B

Ravenna, OH Data Review Checklist

Project Number: 030240.0006.05
Sample Event: January 2008
Data Reviewer/Date: Angye Dragotta/ March 4, 2008

SDG: A8A300102 R0
Analysis: SW846 6010B/6020

Review Questions:	Yes	No	N/A	Comments	Qual/Criteria
				There were no qualifications made for barium, magnesium, manganese or potassium since the MB values were less than ½ the MRL. Calcium was detected at 710ug/L with an RL of 1000ug/L. Zinc was detected at 10.1ug/L with an RL of 10ug/L. Samples with detected concentrations of calcium and/or zinc greater than 5x the method blank contaminations were flagged, "B".	
23. Was a field blank collected and analyzed?	✓			FWGEQUIPRinse2-610-GW.	
24. Were target analytes reported in the field blank analyses <1/2 the MRL?		✓		Potassium was detected at 151ug/L with an RL of 1000 ug/L. The contamination was less than ½ MRL; therefore no qualifications were made.	<5x=B
25. Was a LCS prepared and analyzed with each batch?	✓				LCG Table 7
26. Were the LCS recoveries within limits specified in LCG Appendix C?	✓				LCG Appendix C >UL=J; 60%-LL= J/UJ; <60%=J/R
27. Was a MS prepared with each batch?	✓				LCG Table 7
28. Was the MS and Lab Duplicate parent sample a Ravenna sample?	✓			Sample FWGLL3mw-232c-0575-GF was the parent.	
29. Were the MS recoveries within 75-125%?	✓				LCG Table 7 >125% = J 30% - 75% = J/UJ <30% = J/R
30. Was the lab sample duplicate RPD ≤20%?	✓				LCG Table 7 >20% = J
31. Was a Post Digestion Spike analyzed as needed? Were results within 75-125%?			✓		LCG Table 7 >125%=J; 30-75%=J/UJ; <30%=R
32. Was a serial dilution performed as needed?			✓		
33. Was the 4 fold dilution within ± 10% of the original result?			✓		LCG Table 7 >10%=J
34. Was a field duplicate analyzed? Were the RPDs ± 30%?	✓			FWGLL3mw-DUP1-0602-GF was a field duplicate for FWGLL3mw-234C-0577-GF. Antimony RPD was 200%. No additional qualifications were made as sample result was between MDL and RL.	QAPP Table 3-2 >30% = J

Ravenna, OH Data Review Checklist

Project Number: 030240.0006.05
Sample Event: January 2008
Data Reviewer/Date: Angye Dragotta/ March 4, 2008

SDG: A8A300102 R0
Analysis: SW846 6010B/6020

Review Questions:	Yes	No	N/A	Comments	Qual/Criteria
35. Were sample concentrations within calibration range?	✓				
36. Were laboratory-generated Quality Control Exception Reports issued? If yes, summarize contents.		✓			
37. Were lab comments included in report? If yes, summarize contents.	✓			See narrative.	

References:

Louisville Chemistry Guidelines (LCG), USACE June 2002 version 5; Section I "Chemical Analysis Criteria" Table 7 and Attachment A "Data Validation Guidelines:

Final Quality Assurance Project Plan (QAPP) Addendum for the Facility-Wide Groundwater Monitoring Program Ravenna Army Ammunition Plant, Ravenna, OH, Portage Environmental September 2004

Additional Comments:
It was noticed subsequent to data verification that sample FWGLL3mw-189c-0596-GW/GF was incorrectly identified. The data was reported with the incorrect sample ID. The correct sample ID is FWGLL12mw-189c-0596-GW/GF.

Ravenna, OH Data Review Checklist

Project Number: 030240.0006.05
Sample Event: January 2008
Data Reviewer/Date: Angye Dragotta/ March 4, 2008

SDG: A8A300102 R0
Analysis: SW846 7470A

Review Questions:	Yes	No	N/A	Comments	Qual/Criteria
1. Did Chain-of-Custody information agree with laboratory report?	✓			COC#: 074035,336179,117233;	
2. Were samples preserved properly and received in good condition?	✓			Sample coolers were received between 0.9 and 5.1°C. Upon receipt, it was documented by the laboratory, that the samples were not frozen and received in good condition. No qualifications were made to sample results based on temperatures less than 2°C.	QAPP Table 4-2
3. Were holding times met?	✓			Samples collected 1/29/07, digested on 1/31/08, analyzed on 1/31/08.	QAPP Table 4-2 J/UJ/R
4. Were sample storage requirements met?	✓				QAPP Table 4-2
5. Were QAPP specified RLs achieved?	✓				QAPP Table 3.8
6. Were all QAPP-specified target analytes reported?	✓				QAPP Table 3-8
7. Did the initial calibration curve range include 5 standards and a blank?	✓				LCG Table 9 R
8. Was the correlation coefficient ≥ 0.995 for Hg?	✓			R = 0.999925	LCG Table 9 R<0.995=J/R
9. Was a MDL Level Verification performed once per quarter with all target analytes detected?	✓				LCG Table 9 R
10. Was a MRL Level Verification performed at the beginning of every daily analytical sequence with 70-130%?	✓			1/31/08@1025	LCG Table 9 >130%=J; 70-65%=J/UJ; <65%=J/R
11. Was the ICV analyzed after the ICAL but before samples with recoveries between 80-120%?	✓			1/31/08@1022	LCG Table 9 >120%=J; 80-75%=J/UJ; <75%=J/R
12. Was the ICB analyzed after the ICAL with results <1/2 the MRL?	✓				LCG Table 9 <5x = U
13. Were the CCVs analyzed every 10 samples and at the end of the analytical sequence?	✓				LCG Table 9
14. Were CCV results within 80 to 120%?	✓				LCG Table 9 >120%=J; 80-75%=J/UJ; <75%=J/R

Ravenna, OH Data Review Checklist

Project Number: 030240.0006.05
Sample Event: January 2008
Data Reviewer/Date: Angye Dragotta/ March 4, 2008

SDG: A8A300102 R0
Analysis: SW846 7470A

Review Questions:	Yes	No	N/A	Comments	Qual/Criteria
15. Were the CCBs analyzed every 10 samples and at the end of the analytical sequence? Were results <1/2 the MRL?	✓			Bracketing CCBs were less than ½ MRL.	LCG Table 9 <5x = U
16. Was a method blank prepared and analyzed with each batch?	✓				LCG Table 9
17. Were target analytes detected in the method blank <1/2 the MRL?	✓				LCG Table 9 <5x = B
18. Was a field blank collected and analyzed?	✓			FWGEQUIPRinse2-610-GW.	
19. Were target analytes reported in the field blank analyses at <1/2 the MRL?	✓				<5x=B
20. Was a LCS prepared and analyzed with each batch?	✓				LCG Table 9
21. Were the LCS recoveries within 80-120%?	✓				LCG Table 9 J>120%=J; 50-79%=J/UJ; <50%=R
22. Was a MS prepared with each batch?	✓				LCG Table 9
23. Was the MS and Lab Duplicate parent sample a Ravenna sample?	✓			Sample FWGLL3mw-232c-0575-GF was the parent.	
24. Were the MS recoveries within 80-120%?	✓				LCG Table 9 >125% = J 30% - 75% = J/UJ <30% = J/R
25. Was the Matrix Duplicate RPD ± 20%?	✓				LCG Table 9 >20% = J
26. Was a field duplicate analyzed? Were the RPDs ± 30%?	✓			FWGLL3mw-DUP1-0602-GF was a field duplicate for FWGLL3mw-234C-0577-GF.	QAPP Table 3-2
27. Were sample concentrations within calibration range?	✓				
28. Were laboratory-generated Quality Control Exception Reports issued? If yes, summarize contents.		✓			

Ravenna, OH Data Review Checklist

Project Number: 030240.0006.05
Sample Event: January 2008
Data Reviewer/Date: Angye Dragotta/ March 4, 2008

SDG: A8A300102 R0
Analysis: SW846 7470A

Review Questions:	Yes	No	N/A	Comments	Qual/Criteria
29. Were lab comments included in report? If yes, summarize contents.	X			Comments on the MS/MSD	

References:

Louisville Chemistry Guidelines (LCG), USACE June 2002 version 5; Section I "Chemical Analysis Criteria" Table 9 and Attachment A "Data Validation Guidelines:

Final Quality Assurance Project Plan (QAPP) Addendum for the Facility-Wide Groundwater Monitoring Program Ravenna Army Ammunition Plant, Ravenna, OH, Portage Environmental September 2004

Additional Comments:

It was noticed subsequent to data verification that sample FWGLL3mw-189c-0596-GW/GF was incorrectly identified. The data was reported with the incorrect sample ID. The correct sample ID is FWGLL12mw-189c-0596-GW/GF.

Environmental Quality Mgt., Inc.

Client Sample ID: FWGLL3mw-232C-0575-GF

TOTAL Metals

Lot-Sample #...: A8A300102-002 **Matrix.....:** WG
Date Sampled...: 01/29/08 09:20 **Date Received..:** 01/30/08

PARAMETER	RESULT	REPORTING LIMIT	UNITS	METHOD	PREPARATION-ANALYSIS DATE	WORK ORDER #
Prep Batch #...: 8031017						
Silver	ND	5.0	ug/L	SW846 6010B	01/31-02/01/08	KF9QP1CA
		Dilution Factor: 1		Analysis Time..: 12:16	Analyst ID.....: 001644	
		Instrument ID..: I5		MDL.....: 2.2		
Aluminum	ND	50.0	ug/L	SW846 6020	01/31-02/07/08	KF9QP1AA
		Dilution Factor: 1		Analysis Time..: 11:03	Analyst ID.....: 002260	
		Instrument ID..: I8		MDL.....: 19.0		
Arsenic	ND	5.0	ug/L	SW846 6010B	01/31-02/01/08	KF9QP1A1
		Dilution Factor: 1		Analysis Time..: 12:16	Analyst ID.....: 001644	
		Instrument ID..: I5		MDL.....: 3.2		
Barium	**28.2 J**	**10.0**	**ug/L**	**SW846 6010B**	**01/31-02/01/08**	**KF9QP1CE**
		Dilution Factor: 1		Analysis Time..: 12:16	Analyst ID.....: 001644	
		Instrument ID..: I5		MDL.....: 0.67		
Beryllium	ND	1.0	ug/L	SW846 6020	01/31-02/07/08	KF9QP1AE
		Dilution Factor: 1		Analysis Time..: 11:03	Analyst ID.....: 002260	
		Instrument ID..: I8		MDL.....: 0.20		
Calcium	**55800 J**	**1000**	**ug/L**	**SW846 6010B**	**01/31-02/01/08**	**KF9QP1CH**
		Dilution Factor: 1		Analysis Time..: 12:16	Analyst ID.....: 001644	
		Instrument ID..: I5		MDL.....: 130		
Cadmium	ND	0.50	ug/L	SW846 6020	01/31-02/07/08	KF9QP1AH
		Dilution Factor: 1		Analysis Time..: 11:03	Analyst ID.....: 002260	
		Instrument ID..: I8		MDL.....: 0.13		
Cobalt	ND	5.0	ug/L	SW846 6010B	01/31-02/01/08	KF9QP1CL
		Dilution Factor: 1		Analysis Time..: 12:16	Analyst ID.....: 001644	
		Instrument ID..: I5		MDL.....: 1.7		
Chromium	ND	5.0	ug/L	SW846 6010B	01/31-02/01/08	KF9QP1CP
		Dilution Factor: 1		Analysis Time..: 12:16	Analyst ID.....: 001644	
		Instrument ID..: I5		MDL.....: 2.2		
Copper	ND	5.0	ug/L	SW846 6010B	01/31-02/01/08	KF9QP1CT
		Dilution Factor: 1		Analysis Time..: 12:16	Analyst ID.....: 001644	
		Instrument ID..: I5		MDL.....: 4.5		

(Continued on next page)

Environmental Quality Mgt., Inc.

Client Sample ID: FWGLL3mw-232C-0575-GF

TOTAL Metals

Lot-Sample #...: A8A300102-002 Matrix.....: WG

PARAMETER	RESULT	REPORTING LIMIT	UNITS	METHOD	PREPARATION-ANALYSIS DATE	WORK ORDER #
Iron	**292**	**50.0**	**ug/L**	**SW846 6020**	**01/31-02/07/08**	**KF9QP1AL**
		Dilution Factor: 1		Analysis Time..: 11:03	Analyst ID.....: 002260	
		Instrument ID..: I8		MDL.....: 26.0		
Mercury	ND	0.20	ug/L	SW846 7470A	01/31/08	KF9QP1DH
		Dilution Factor: 1		Analysis Time..: 16:18	Analyst ID.....: 001086	
		Instrument ID..: H4		MDL.....: 0.12		
Potassium	**4350 J**	**1000**	**ug/L**	**SW846 6010B**	**01/31-02/01/08**	**KF9QP1CW**
		Dilution Factor: 1		Analysis Time..: 12:16	Analyst ID.....: 001644	
		Instrument ID..: I5		MDL.....: 72.0		
Magnesium	**36200 J**	**1000**	**ug/L**	**SW846 6010B**	**01/31-02/01/08**	**KF9QP1C1**
		Dilution Factor: 1		Analysis Time..: 12:16	Analyst ID.....: 001644	
		Instrument ID..: I5		MDL.....: 34.0		
Manganese	**458 J**	**10.0**	**ug/L**	**SW846 6010B**	**01/31-02/01/08**	**KF9QP1C4**
		Dilution Factor: 1		Analysis Time..: 12:16	Analyst ID.....: 001644	
		Instrument ID..: I5		MDL.....: 0.41		
Sodium	**8180**	**1000**	**ug/L**	**SW846 6010B**	**01/31-02/01/08**	**KF9QP1C7**
		Dilution Factor: 1		Analysis Time..: 12:16	Analyst ID.....: 001644	
		Instrument ID..: I5		MDL.....: 590		
Nickel	**6.1 B**	**10.0**	**ug/L**	**SW846 6010B**	**01/31-02/01/08**	**KF9QP1DA**
		Dilution Factor: 1		Analysis Time..: 12:16	Analyst ID.....: 001644	
		Instrument ID..: I5		MDL.....: 3.2		
Lead	ND	3.0	ug/L	SW846 6010B	01/31-02/01/08	KF9QP1A4
		Dilution Factor: 1		Analysis Time..: 12:16	Analyst ID.....: 001644	
		Instrument ID..: I5		MDL.....: 1.9		
Antimony	ND	2.0	ug/L	SW846 6020	01/31-02/07/08	KF9QP1AP
		Dilution Factor: 1		Analysis Time..: 11:03	Analyst ID.....: 002260	
		Instrument ID..: I8		MDL.....: 0.13		
Selenium	ND	5.0	ug/L	SW846 6010B	01/31-02/01/08	KF9QP1A7
		Dilution Factor: 1		Analysis Time..: 12:16	Analyst ID.....: 001644	
		Instrument ID..: I5		MDL.....: 4.1		

(Continued on next page)

Environmental Quality Mgt., Inc.

Client Sample ID: FWGLL3mw-232C-0575-GF

TOTAL Metals

Lot-Sample #...: A8A300102-002 **Matrix.....:** WG

PARAMETER	RESULT	REPORTING LIMIT	UNITS	METHOD	PREPARATION-ANALYSIS DATE	WORK ORDER #
Thallium	ND	1.0	ug/L	SW846 6020	01/31-02/07/08	KF9QP1AW
		Dilution Factor: 1		Analysis Time..: 11:03	Analyst ID.....: 002260	
		Instrument ID..: I8		MDL.....: 0.14		
Vanadium	ND	10.0	ug/L	SW846 6010B	01/31-02/01/08	KF9QP1DE
		Dilution Factor: 1		Analysis Time..: 12:16	Analyst ID.....: 001644	
		Instrument ID..: I5		MDL.....: 0.64		
Zinc	**8.1 B,J**	**10.0**	**ug/L**	**SW846 6020**	**01/31-02/07/08**	**KF9QP1AT**
		Dilution Factor: 1		Analysis Time..: 11:03	Analyst ID.....: 002260	
		Instrument ID..: I8		MDL.....: 2.3		

NOTE(S):

J Method blank contamination. The associated method blank contains the target analyte at a reportable level.

B Estimated result. Result is less than RL.

Environmental Quality Mgt., Inc.

Client Sample ID: FWGLL3mw-233C-0576-GF

TOTAL Metals

Lot-Sample #...: A8A300102-004 **Matrix.....:** WG
Date Sampled...: 01/29/08 12:10 **Date Received..:** 01/30/08

PARAMETER	RESULT	REPORTING LIMIT	UNITS	METHOD	PREPARATION-ANALYSIS DATE	WORK ORDER #
Prep Batch #...: 8031017						
Silver	ND	5.0	ug/L	SW846 6010B	01/31-02/01/08	KF9QR1AQ
		Dilution Factor: 1		Analysis Time..: 12:54	Analyst ID.....: 001644	
		Instrument ID..: I5		MDL.....: 2.2		
Aluminum	ND	50.0	ug/L	SW846 6020	01/31-02/07/08	KF9QR1AE
		Dilution Factor: 1		Analysis Time..: 13:37	Analyst ID.....: 002260	
		Instrument ID..: I8		MDL.....: 19.0		
Arsenic	ND	5.0	ug/L	SW846 6010B	01/31-02/01/08	KF9QR1AA
		Dilution Factor: 1		Analysis Time..: 12:54	Analyst ID.....: 001644	
		Instrument ID..: I5		MDL.....: 3.2		
Barium	**25.7 J**	**10.0**	**ug/L**	**SW846 6010B**	**01/31-02/01/08**	**KF9QR1AR**
		Dilution Factor: 1		Analysis Time..: 12:54	Analyst ID.....: 001644	
		Instrument ID..: I5		MDL.....: 0.67		
Beryllium	ND	1.0	ug/L	SW846 6020	01/31-02/07/08	KF9QR1AF
		Dilution Factor: 1		Analysis Time..: 13:37	Analyst ID.....: 002260	
		Instrument ID..: I8		MDL.....: 0.20		
Calcium	**39500 J**	**1000**	**ug/L**	**SW846 6010B**	**01/31-02/01/08**	**KF9QR1AT**
		Dilution Factor: 1		Analysis Time..: 12:54	Analyst ID.....: 001644	
		Instrument ID..: I5		MDL.....: 130		
Cadmium	ND	0.50	ug/L	SW846 6020	01/31-02/07/08	KF9QR1AG
		Dilution Factor: 1		Analysis Time..: 13:37	Analyst ID.....: 002260	
		Instrument ID..: I8		MDL.....: 0.13		
Cobalt	**3.5 B**	**5.0**	**ug/L**	**SW846 6010B**	**01/31-02/01/08**	**KF9QR1AU**
		Dilution Factor: 1		Analysis Time..: 12:54	Analyst ID.....: 001644	
		Instrument ID..: I5		MDL.....: 1.7		
Chromium	ND	5.0	ug/L	SW846 6010B	01/31-02/01/08	KF9QR1AV
		Dilution Factor: 1		Analysis Time..: 12:54	Analyst ID.....: 001644	
		Instrument ID..: I5		MDL.....: 2.2		
Copper	ND	5.0	ug/L	SW846 6010B	01/31-02/01/08	KF9QR1AW
		Dilution Factor: 1		Analysis Time..: 12:54	Analyst ID.....: 001644	
		Instrument ID..: I5		MDL.....: 4.5		

(Continued on next page)

Environmental Quality Mgt., Inc.

Client Sample ID: FWGLL3mw-233C-0576-GF

TOTAL Metals

Lot-Sample #...: A8A300102-004 **Matrix.....:** WG

PARAMETER	RESULT	REPORTING LIMIT	UNITS	METHOD	PREPARATION-ANALYSIS DATE	WORK ORDER #
Iron	**4840**	**50.0**	**ug/L**	**SW846 6020**	**01/31-02/07/08**	**KF9QR1AH**
		Dilution Factor: 1		Analysis Time..: 13:37	Analyst ID.....: 002260	
		Instrument ID..: I8		MDL.....: 26.0		
Mercury	ND	0.20	ug/L	SW846 7470A	01/31/08	KF9QR1A2
		Dilution Factor: 1		Analysis Time..: 16:25	Analyst ID.....: 001086	
		Instrument ID..: H4		MDL.....: 0.12		
Potassium	**2200 J**	**1000**	**ug/L**	**SW846 6010B**	**01/31-02/01/08**	**KF9QR1AX**
		Dilution Factor: 1		Analysis Time..: 12:54	Analyst ID.....: 001644	
		Instrument ID..: I5		MDL.....: 72.0		
Magnesium	**17500 J**	**1000**	**ug/L**	**SW846 6010B**	**01/31-02/01/08**	**KF9QR1AM**
		Dilution Factor: 1		Analysis Time..: 12:54	Analyst ID.....: 001644	
		Instrument ID..: I5		MDL.....: 34.0		
Manganese	**1410 J**	**10.0**	**ug/L**	**SW846 6010B**	**01/31-02/01/08**	**KF9QR1AN**
		Dilution Factor: 1		Analysis Time..: 12:54	Analyst ID.....: 001644	
		Instrument ID..: I5		MDL.....: 0.41		
Sodium	**8970**	**1000**	**ug/L**	**SW846 6010B**	**01/31-02/01/08**	**KF9QR1AP**
		Dilution Factor: 1		Analysis Time..: 12:54	Analyst ID.....: 001644	
		Instrument ID..: I5		MDL.....: 590		
Nickel	**21.2**	**10.0**	**ug/L**	**SW846 6010B**	**01/31-02/01/08**	**KF9QR1A0**
		Dilution Factor: 1		Analysis Time..: 12:54	Analyst ID.....: 001644	
		Instrument ID..: I5		MDL.....: 3.2		
Lead	ND	3.0	ug/L	SW846 6010B	01/31-02/01/08	KF9QR1AC
		Dilution Factor: 1		Analysis Time..: 12:54	Analyst ID.....: 001644	
		Instrument ID..: I5		MDL.....: 1.9		
Antimony	**0.14 B**	**2.0**	**ug/L**	**SW846 6020**	**01/31-02/07/08**	**KF9QR1AJ**
		Dilution Factor: 1		Analysis Time..: 13:37	Analyst ID.....: 002260	
		Instrument ID..: I8		MDL.....: 0.13		
Selenium	ND	5.0	ug/L	SW846 6010B	01/31-02/01/08	KF9QR1AD
		Dilution Factor: 1		Analysis Time..: 12:54	Analyst ID.....: 001644	
		Instrument ID..: I5		MDL.....: 4.1		

(Continued on next page)

Environmental Quality Mgt., Inc.

Client Sample ID: FWGLL3mw-233C-0576-GF

TOTAL Metals

Lot-Sample #...: A8A300102-004 **Matrix.....:** WG

PARAMETER	RESULT	REPORTING LIMIT	UNITS	METHOD	PREPARATION-ANALYSIS DATE	WORK ORDER #
Thallium	ND	1.0	ug/L	SW846 6020	01/31-02/07/08	KF9QR1AL
		Dilution Factor: 1		Analysis Time..: 13:37	Analyst ID.....: 002260	
		Instrument ID..: I8		MDL.....: 0.14		
Vanadium	ND	10.0	ug/L	SW846 6010B	01/31-02/01/08	KF9QR1A1
		Dilution Factor: 1		Analysis Time..: 12:54	Analyst ID.....: 001644	
		Instrument ID..: I5		MDL.....: 0.64		
Zinc	**18.2 J**	**10.0**	**ug/L**	**SW846 6020**	**01/31-02/07/08**	**KF9QR1AK**
		Dilution Factor: 1		Analysis Time..: 13:37	Analyst ID.....: 002260	
		Instrument ID..: I8		MDL.....: 2.3		

NOTE(S):

J Method blank contamination. The associated method blank contains the target analyte at a reportable level.

B Estimated result. Result is less than RL.

Environmental Quality Mgt., Inc.

Client Sample ID: FWGLL3mw-241C-0581-GF

TOTAL Metals

Lot-Sample #...: A8A300102-006 **Matrix.....:** WG
Date Sampled...: 01/29/08 13:40 **Date Received..:** 01/30/08

PARAMETER	RESULT	REPORTING LIMIT	UNITS	METHOD	PREPARATION-ANALYSIS DATE	WORK ORDER #
Prep Batch #...: 8031017						
Silver	ND	5.0	ug/L	SW846 6010B	01/31-02/01/08	KF9QV1AQ
		Dilution Factor: 1		Analysis Time..: 12:59	Analyst ID.....: 001644	
		Instrument ID..: I5		MDL.....: 2.2		
Aluminum	ND	50.0	ug/L	SW846 6020	01/31-02/07/08	KF9QV1AE
		Dilution Factor: 1		Analysis Time..: 13:41	Analyst ID.....: 002260	
		Instrument ID..: I8		MDL.....: 19.0		
Arsenic	ND	5.0	ug/L	SW846 6010B	01/31-02/01/08	KF9QV1AA
		Dilution Factor: 1		Analysis Time..: 12:59	Analyst ID.....: 001644	
		Instrument ID..: I5		MDL.....: 3.2		
Barium	**9.7 B,J**	**10.0**	**ug/L**	**SW846 6010B**	**01/31-02/01/08**	**KF9QV1AR**
		Dilution Factor: 1		Analysis Time..: 12:59	Analyst ID.....: 001644	
		Instrument ID..: I5		MDL.....: 0.67		
Beryllium	ND	1.0	ug/L	SW846 6020	01/31-02/07/08	KF9QV1AF
		Dilution Factor: 1		Analysis Time..: 13:41	Analyst ID.....: 002260	
		Instrument ID..: I8		MDL.....: 0.20		
Calcium	**18700 J**	**1000**	**ug/L**	**SW846 6010B**	**01/31-02/01/08**	**KF9QV1AT**
		Dilution Factor: 1		Analysis Time..: 12:59	Analyst ID.....: 001644	
		Instrument ID..: I5		MDL.....: 130		
Cadmium	ND	0.50	ug/L	SW846 6020	01/31-02/07/08	KF9QV1AG
		Dilution Factor: 1		Analysis Time..: 13:41	Analyst ID.....: 002260	
		Instrument ID..: I8		MDL.....: 0.13		
Cobalt	ND	5.0	ug/L	SW846 6010B	01/31-02/01/08	KF9QV1AU
		Dilution Factor: 1		Analysis Time..: 12:59	Analyst ID.....: 001644	
		Instrument ID..: I5		MDL.....: 1.7		
Chromium	ND	5.0	ug/L	SW846 6010B	01/31-02/01/08	KF9QV1AV
		Dilution Factor: 1		Analysis Time..: 12:59	Analyst ID.....: 001644	
		Instrument ID..: I5		MDL.....: 2.2		
Copper	ND	5.0	ug/L	SW846 6010B	01/31-02/01/08	KF9QV1AW
		Dilution Factor: 1		Analysis Time..: 12:59	Analyst ID.....: 001644	
		Instrument ID..: I5		MDL.....: 4.5		

(Continued on next page)

Environmental Quality Mgt., Inc.

Client Sample ID: FWGLL3mw-241C-0581-GF

TOTAL Metals

Lot-Sample #...: A8A300102-006 **Matrix.....:** WG

PARAMETER	RESULT	REPORTING LIMIT	UNITS	METHOD	PREPARATION-ANALYSIS DATE	WORK ORDER #
Iron	ND	50.0	ug/L	SW846 6020	01/31-02/07/08	KF9QV1AH
		Dilution Factor: 1		Analysis Time..: 13:41	Analyst ID.....: 002260	
		Instrument ID..: I8		MDL.....: 26.0		
Mercury	ND	0.20	ug/L	SW846 7470A	01/31/08	KF9QV1A2
		Dilution Factor: 1		Analysis Time..: 16:26	Analyst ID.....: 001086	
		Instrument ID..: H4		MDL.....: 0.12		
Potassium	**1190 J**	**1000**	**ug/L**	**SW846 6010B**	**01/31-02/01/08**	**KF9QV1AX**
		Dilution Factor: 1		Analysis Time..: 12:59	Analyst ID.....: 001644	
		Instrument ID..: I5		MDL.....: 72.0		
Magnesium	**6570 J**	**1000**	**ug/L**	**SW846 6010B**	**01/31-02/01/08**	**KF9QV1AM**
		Dilution Factor: 1		Analysis Time..: 12:59	Analyst ID.....: 001644	
		Instrument ID..: I5		MDL.....: 34.0		
Manganese	**91.2 J**	**10.0**	**ug/L**	**SW846 6010B**	**01/31-02/01/08**	**KF9QV1AN**
		Dilution Factor: 1		Analysis Time..: 12:59	Analyst ID.....: 001644	
		Instrument ID..: I5		MDL.....: 0.41		
Sodium	**4510**	**1000**	**ug/L**	**SW846 6010B**	**01/31-02/01/08**	**KF9QV1AP**
		Dilution Factor: 1		Analysis Time..: 12:59	Analyst ID.....: 001644	
		Instrument ID..: I5		MDL.....: 590		
Nickel	ND	10.0	ug/L	SW846 6010B	01/31-02/01/08	KF9QV1A0
		Dilution Factor: 1		Analysis Time..: 12:59	Analyst ID.....: 001644	
		Instrument ID..: I5		MDL.....: 3.2		
Lead	ND	3.0	ug/L	SW846 6010B	01/31-02/01/08	KF9QV1AC
		Dilution Factor: 1		Analysis Time..: 12:59	Analyst ID.....: 001644	
		Instrument ID..: I5		MDL.....: 1.9		
Antimony	ND	2.0	ug/L	SW846 6020	01/31-02/07/08	KF9QV1AJ
		Dilution Factor: 1		Analysis Time..: 13:41	Analyst ID.....: 002260	
		Instrument ID..: I8		MDL.....: 0.13		
Selenium	ND	5.0	ug/L	SW846 6010B	01/31-02/01/08	KF9QV1AD
		Dilution Factor: 1		Analysis Time..: 12:59	Analyst ID.....: 001644	
		Instrument ID..: I5		MDL.....: 4.1		

(Continued on next page)

Environmental Quality Mgt., Inc.

Client Sample ID: FWGLL3mw-241C-0581-GF

TOTAL Metals

Lot-Sample #...: A8A300102-006 **Matrix.....:** WG

PARAMETER	RESULT	REPORTING LIMIT	UNITS	METHOD	PREPARATION-ANALYSIS DATE	WORK ORDER #
Thallium	ND	1.0	ug/L	SW846 6020	01/31-02/07/08	KF9QV1AL
		Dilution Factor: 1		Analysis Time..: 13:41	Analyst ID.....: 002260	
		Instrument ID..: I8		MDL.....: 0.14		
Vanadium	ND	10.0	ug/L	SW846 6010B	01/31-02/01/08	KF9QV1A1
		Dilution Factor: 1		Analysis Time..: 12:59	Analyst ID.....: 001644	
		Instrument ID..: I5		MDL.....: 0.64		
Zinc	**4.9 B,J**	**10.0**	**ug/L**	**SW846 6020**	**01/31-02/07/08**	**KF9QV1AK**
		Dilution Factor: 1		Analysis Time..: 13:41	Analyst ID.....: 002260	
		Instrument ID..: I8		MDL.....: 2.3		

NOTE(S):

B Estimated result. Result is less than RL.

J Method blank contamination. The associated method blank contains the target analyte at a reportable level.

Environmental Quality Mgt., Inc.

Client Sample ID: FWGEQUIPRINSE2-0610-GW

TOTAL Metals

Lot-Sample #...: A8A300102-007 **Matrix.....:** WQ
Date Sampled...: 01/29/08 14:40 **Date Received..:** 01/30/08

PARAMETER	RESULT	REPORTING LIMIT	UNITS	METHOD	PREPARATION-ANALYSIS DATE	WORK ORDER #
Prep Batch #...: 8031017						
Silver	ND	5.0	ug/L	SW846 6010B	01/31-02/01/08	KF9QW1AT
		Dilution Factor: 1		Analysis Time..: 13:04	Analyst ID.....: 001644	
		Instrument ID..: I5		MDL.....: 2.2		
Aluminum	ND	50.0	ug/L	SW846 6020	01/31-02/07/08	KF9QW1AG
		Dilution Factor: 1		Analysis Time..: 13:45	Analyst ID.....: 002260	
		Instrument ID..: I8		MDL.....: 19.0		
Arsenic	ND	5.0	ug/L	SW846 6010B	01/31-02/01/08	KF9QW1AP
		Dilution Factor: 1		Analysis Time..: 13:04	Analyst ID.....: 001644	
		Instrument ID..: I5		MDL.....: 3.2		
Barium	ND	10.0	ug/L	SW846 6010B	01/31-02/01/08	KF9QW1AU
		Dilution Factor: 1		Analysis Time..: 13:04	Analyst ID.....: 001644	
		Instrument ID..: I5		MDL.....: 0.67		
Beryllium	ND	1.0	ug/L	SW846 6020	01/31-02/07/08	KF9QW1AH
		Dilution Factor: 1		Analysis Time..: 13:45	Analyst ID.....: 002260	
		Instrument ID..: I8		MDL.....: 0.20		
Calcium	ND	1000	ug/L	SW846 6010B	01/31-02/01/08	KF9QW1AV
		Dilution Factor: 1		Analysis Time..: 13:04	Analyst ID.....: 001644	
		Instrument ID..: I5		MDL.....: 130		
Cadmium	ND	0.50	ug/L	SW846 6020	01/31-02/07/08	KF9QW1AJ
		Dilution Factor: 1		Analysis Time..: 13:45	Analyst ID.....: 002260	
		Instrument ID..: I8		MDL.....: 0.13		
Cobalt	ND	5.0	ug/L	SW846 6010B	01/31-02/01/08	KF9QW1AW
		Dilution Factor: 1		Analysis Time..: 13:04	Analyst ID.....: 001644	
		Instrument ID..: I5		MDL.....: 1.7		
Chromium	ND	5.0	ug/L	SW846 6010B	01/31-02/01/08	KF9QW1AX
		Dilution Factor: 1		Analysis Time..: 13:04	Analyst ID.....: 001644	
		Instrument ID..: I5		MDL.....: 2.2		
Copper	ND	5.0	ug/L	SW846 6010B	01/31-02/01/08	KF9QW1A0
		Dilution Factor: 1		Analysis Time..: 13:04	Analyst ID.....: 001644	
		Instrument ID..: I5		MDL.....: 4.5		

(Continued on next page)

Environmental Quality Mgt., Inc.

Client Sample ID: FWGEQUIPRINSE2-0610-GW

TOTAL Metals

Lot-Sample #...: A8A300102-007 **Matrix.....:** WQ

PARAMETER	RESULT	REPORTING LIMIT	UNITS	METHOD	PREPARATION-ANALYSIS DATE	WORK ORDER #
Iron	ND	50.0	ug/L	SW846 6020	01/31-02/07/08	KF9QW1AK
		Dilution Factor: 1		Analysis Time..: 13:45	Analyst ID.....: 002260	
		Instrument ID..: I8		MDL.....: 26.0		
Mercury	ND	0.20	ug/L	SW846 7470A	01/31/08	KF9QW1A7
		Dilution Factor: 1		Analysis Time..: 16:28	Analyst ID.....: 001086	
		Instrument ID..: H4		MDL.....: 0.12		
Potassium	**151 B,J**	**1000**	**ug/L**	**SW846 6010B**	**01/31-02/01/08**	**KF9QW1A1**
		Dilution Factor: 1		Analysis Time..: 13:04	Analyst ID.....: 001644	
		Instrument ID..: I5		MDL.....: 72.0		
Magnesium	ND	1000	ug/L	SW846 6010B	01/31-02/01/08	KF9QW1A2
		Dilution Factor: 1		Analysis Time..: 13:04	Analyst ID.....: 001644	
		Instrument ID..: I5		MDL.....: 34.0		
Manganese	ND	10.0	ug/L	SW846 6010B	01/31-02/01/08	KF9QW1A3
		Dilution Factor: 1		Analysis Time..: 13:04	Analyst ID.....: 001644	
		Instrument ID..: I5		MDL.....: 0.41		
Sodium	ND	1000	ug/L	SW846 6010B	01/31-02/01/08	KF9QW1A4
		Dilution Factor: 1		Analysis Time..: 13:04	Analyst ID.....: 001644	
		Instrument ID..: I5		MDL.....: 590		
Nickel	ND	10.0	ug/L	SW846 6010B	01/31-02/01/08	KF9QW1A5
		Dilution Factor: 1		Analysis Time..: 13:04	Analyst ID.....: 001644	
		Instrument ID..: I5		MDL.....: 3.2		
Lead	ND	3.0	ug/L	SW846 6010B	01/31-02/01/08	KF9QW1AQ
		Dilution Factor: 1		Analysis Time..: 13:04	Analyst ID.....: 001644	
		Instrument ID..: I5		MDL.....: 1.9		
Antimony	ND	2.0	ug/L	SW846 6020	01/31-02/07/08	KF9QW1AL
		Dilution Factor: 1		Analysis Time..: 13:45	Analyst ID.....: 002260	
		Instrument ID..: I8		MDL.....: 0.13		
Selenium	ND	5.0	ug/L	SW846 6010B	01/31-02/01/08	KF9QW1AR
		Dilution Factor: 1		Analysis Time..: 13:04	Analyst ID.....: 001644	
		Instrument ID..: I5		MDL.....: 4.1		

(Continued on next page)

Environmental Quality Mgt., Inc.

Client Sample ID: FWGEQUIPRINSE2-0610-GW

TOTAL Metals

Lot-Sample #...: A8A300102-007 **Matrix.....:** WQ

PARAMETER	RESULT	REPORTING LIMIT	UNITS	METHOD	PREPARATION-ANALYSIS DATE	WORK ORDER #
Thallium	ND	1.0	ug/L	SW846 6020	01/31-02/07/08	KF9QW1AN
		Dilution Factor: 1		Analysis Time..: 13:45	Analyst ID.....: 002260	
		Instrument ID..: I8		MDL.....: 0.14		
Vanadium	ND	10.0	ug/L	SW846 6010B	01/31-02/01/08	KF9QW1A6
		Dilution Factor: 1		Analysis Time..: 13:04	Analyst ID.....: 001644	
		Instrument ID..: I5		MDL.....: 0.64		
Zinc	ND	10.0	ug/L	SW846 6020	01/31-02/07/08	KF9QW1AM
		Dilution Factor: 1		Analysis Time..: 13:45	Analyst ID.....: 002260	
		Instrument ID..: I8		MDL.....: 2.3		

NOTE(S):

B Estimated result. Result is less than RL.

J Method blank contamination. The associated method blank contains the target analyte at a reportable level.

Environmental Quality Mgt., Inc.

Client Sample ID: FWGLL12mw-188C-0595-GF

TOTAL Metals

Lot-Sample #...: A8A300102-009 **Matrix.....:** WG
Date Sampled...: 01/29/08 16:00 **Date Received..:** 01/30/08

PARAMETER	RESULT	REPORTING LIMIT	UNITS	METHOD	PREPARATION-ANALYSIS DATE	WORK ORDER #
Prep Batch #...: 8031017						
Silver	ND	5.0	ug/L	SW846 6010B	01/31-02/01/08	KF9Q01AQ
		Dilution Factor: 1		Analysis Time..: 13:09	Analyst ID.....: 001644	
		Instrument ID..: I5		MDL.....: 2.2		
Aluminum	**1770**	**50.0**	**ug/L**	**SW846 6020**	**01/31-02/07/08**	**KF9Q01AE**
		Dilution Factor: 1		Analysis Time..: 13:49	Analyst ID.....: 002260	
		Instrument ID..: I8		MDL.....: 19.0		
Arsenic	ND	5.0	ug/L	SW846 6010B	01/31-02/01/08	KF9Q01AA
		Dilution Factor: 1		Analysis Time..: 13:09	Analyst ID.....: 001644	
		Instrument ID..: I5		MDL.....: 3.2		
Barium	**44.0 J**	**10.0**	**ug/L**	**SW846 6010B**	**01/31-02/01/08**	**KF9Q01AR**
		Dilution Factor: 1		Analysis Time..: 13:09	Analyst ID.....: 001644	
		Instrument ID..: I5		MDL.....: 0.67		
Beryllium	ND	1.0	ug/L	SW846 6020	01/31-02/07/08	KF9Q01AF
		Dilution Factor: 1		Analysis Time..: 13:49	Analyst ID.....: 002260	
		Instrument ID..: I8		MDL.....: 0.20		
Calcium	**116000 J**	**1000**	**ug/L**	**SW846 6010B**	**01/31-02/01/08**	**KF9Q01AT**
		Dilution Factor: 1		Analysis Time..: 13:09	Analyst ID.....: 001644	
		Instrument ID..: I5		MDL.....: 130		
Cadmium	ND	0.50	ug/L	SW846 6020	01/31-02/07/08	KF9Q01AG
		Dilution Factor: 1		Analysis Time..: 13:49	Analyst ID.....: 002260	
		Instrument ID..: I8		MDL.....: 0.13		
Cobalt	**2.4 B**	**5.0**	**ug/L**	**SW846 6010B**	**01/31-02/01/08**	**KF9Q01AU**
		Dilution Factor: 1		Analysis Time..: 13:09	Analyst ID.....: 001644	
		Instrument ID..: I5		MDL.....: 1.7		
Chromium	**2.4 B**	**5.0**	**ug/L**	**SW846 6010B**	**01/31-02/01/08**	**KF9Q01AV**
		Dilution Factor: 1		Analysis Time..: 13:09	Analyst ID.....: 001644	
		Instrument ID..: I5		MDL.....: 2.2		
Copper	**4.8 B**	**5.0**	**ug/L**	**SW846 6010B**	**01/31-02/01/08**	**KF9Q01AW**
		Dilution Factor: 1		Analysis Time..: 13:09	Analyst ID.....: 001644	
		Instrument ID..: I5		MDL.....: 4.5		

(Continued on next page)

Environmental Quality Mgt., Inc.

Client Sample ID: FWGLL12mw-188C-0595-GF

TOTAL Metals

Lot-Sample #...: A8A300102-009 **Matrix.....:** WG

PARAMETER	RESULT	REPORTING LIMIT	UNITS	METHOD	PREPARATION-ANALYSIS DATE	WORK ORDER #
Iron	**4120**	**50.0**	**ug/L**	**SW846 6020**	**01/31-02/07/08**	**KF9Q01AH**
		Dilution Factor: 1		Analysis Time..: 13:49	Analyst ID.....: 002260	
		Instrument ID..: I8		MDL.....: 26.0		
Mercury	ND	0.20	ug/L	SW846 7470A	01/31/08	KF9Q01A2
		Dilution Factor: 1		Analysis Time..: 16:13	Analyst ID.....: 001086	
		Instrument ID..: H4		MDL.....: 0.12		
Potassium	**2570 J**	**1000**	**ug/L**	**SW846 6010B**	**01/31-02/01/08**	**KF9Q01AX**
		Dilution Factor: 1		Analysis Time..: 13:09	Analyst ID.....: 001644	
		Instrument ID..: I5		MDL.....: 72.0		
Magnesium	**89600 J**	**1000**	**ug/L**	**SW846 6010B**	**01/31-02/01/08**	**KF9Q01AM**
		Dilution Factor: 1		Analysis Time..: 13:09	Analyst ID.....: 001644	
		Instrument ID..: I5		MDL.....: 34.0		
Manganese	**485 J**	**10.0**	**ug/L**	**SW846 6010B**	**01/31-02/01/08**	**KF9Q01AN**
		Dilution Factor: 1		Analysis Time..: 13:09	Analyst ID.....: 001644	
		Instrument ID..: I5		MDL.....: 0.41		
Sodium	**27100**	**1000**	**ug/L**	**SW846 6010B**	**01/31-02/01/08**	**KF9Q01AP**
		Dilution Factor: 1		Analysis Time..: 13:09	Analyst ID.....: 001644	
		Instrument ID..: I5		MDL.....: 590		
Nickel	**5.3 B**	**10.0**	**ug/L**	**SW846 6010B**	**01/31-02/01/08**	**KF9Q01A0**
		Dilution Factor: 1		Analysis Time..: 13:09	Analyst ID.....: 001644	
		Instrument ID..: I5		MDL.....: 3.2		
Lead	ND	3.0	ug/L	SW846 6010B	01/31-02/01/08	KF9Q01AC
		Dilution Factor: 1		Analysis Time..: 13:09	Analyst ID.....: 001644	
		Instrument ID..: I5		MDL.....: 1.9		
Antimony	ND	2.0	ug/L	SW846 6020	01/31-02/07/08	KF9Q01AJ
		Dilution Factor: 1		Analysis Time..: 13:49	Analyst ID.....: 002260	
		Instrument ID..: I8		MDL.....: 0.13		
Selenium	ND	5.0	ug/L	SW846 6010B	01/31-02/01/08	KF9Q01AD
		Dilution Factor: 1		Analysis Time..: 13:09	Analyst ID.....: 001644	
		Instrument ID..: I5		MDL.....: 4.1		

(Continued on next page)

Environmental Quality Mgt., Inc.

Client Sample ID: FWGLL12mw-188C-0595-GF

TOTAL Metals

Lot-Sample #...: A8A300102-009 Matrix.....: WG

PARAMETER	RESULT	REPORTING LIMIT	UNITS	METHOD	PREPARATION-ANALYSIS DATE	WORK ORDER #
Thallium	ND	1.0	ug/L	SW846 6020	01/31-02/07/08	KF9Q01AL
		Dilution Factor: 1		Analysis Time..: 13:49	Analyst ID.....: 002260	
		Instrument ID..: I8		MDL.....: 0.14		
Vanadium	**1.8 B**	**10.0**	**ug/L**	**SW846 6010B**	**01/31-02/01/08**	**KF9Q01A1**
		Dilution Factor: 1		Analysis Time..: 13:09	Analyst ID.....: 001644	
		Instrument ID..: I5		MDL.....: 0.64		
Zinc	**14.4 J**	**10.0**	**ug/L**	**SW846 6020**	**01/31-02/07/08**	**KF9Q01AK**
		Dilution Factor: 1		Analysis Time..: 13:49	Analyst ID.....: 002260	
		Instrument ID..: I8		MDL.....: 2.3		

NOTE(S):

J Method blank contamination. The associated method blank contains the target analyte at a reportable level.

B Estimated result. Result is less than RL.

Environmental Quality Mgt., Inc.

Client Sample ID: FWGLL3mw-234C-0577-GF

TOTAL Metals

Lot-Sample #...: A8A300102-013 **Matrix.....:** WG
Date Sampled...: 01/29/08 09:20 **Date Received..:** 01/30/08

PARAMETER	RESULT	REPORTING LIMIT	UNITS	METHOD	PREPARATION-ANALYSIS DATE	WORK ORDER #
Prep Batch #...: 8031017						
Silver	ND	5.0	ug/L	SW846 6010B	01/31-02/01/08	KF9Q41AQ
		Dilution Factor: 1		Analysis Time..: 13:13	Analyst ID.....: 001644	
		Instrument ID..: I5		MDL.....: 2.2		
Aluminum	ND	50.0	ug/L	SW846 6020	01/31-02/07/08	KF9Q41AE
		Dilution Factor: 1		Analysis Time..: 14:03	Analyst ID.....: 002260	
		Instrument ID..: I8		MDL.....: 19.0		
Arsenic	ND	5.0	ug/L	SW846 6010B	01/31-02/01/08	KF9Q41AA
		Dilution Factor: 1		Analysis Time..: 13:13	Analyst ID.....: 001644	
		Instrument ID..: I5		MDL.....: 3.2		
Barium	**8.6 B,J**	**10.0**	**ug/L**	**SW846 6010B**	**01/31-02/01/08**	**KF9Q41AR**
		Dilution Factor: 1		Analysis Time..: 13:13	Analyst ID.....: 001644	
		Instrument ID..: I5		MDL.....: 0.67		
Beryllium	ND	1.0	ug/L	SW846 6020	01/31-02/07/08	KF9Q41AF
		Dilution Factor: 1		Analysis Time..: 14:03	Analyst ID.....: 002260	
		Instrument ID..: I8		MDL.....: 0.20		
Calcium	**42500 J**	**1000**	**ug/L**	**SW846 6010B**	**01/31-02/01/08**	**KF9Q41AT**
		Dilution Factor: 1		Analysis Time..: 13:13	Analyst ID.....: 001644	
		Instrument ID..: I5		MDL.....: 130		
Cadmium	ND	0.50	ug/L	SW846 6020	01/31-02/07/08	KF9Q41AG
		Dilution Factor: 1		Analysis Time..: 14:03	Analyst ID.....: 002260	
		Instrument ID..: I8		MDL.....: 0.13		
Cobalt	ND	5.0	ug/L	SW846 6010B	01/31-02/01/08	KF9Q41AU
		Dilution Factor: 1		Analysis Time..: 13:13	Analyst ID.....: 001644	
		Instrument ID..: I5		MDL.....: 1.7		
Chromium	ND	5.0	ug/L	SW846 6010B	01/31-02/01/08	KF9Q41AV
		Dilution Factor: 1		Analysis Time..: 13:13	Analyst ID.....: 001644	
		Instrument ID..: I5		MDL.....: 2.2		
Copper	ND	5.0	ug/L	SW846 6010B	01/31-02/01/08	KF9Q41AW
		Dilution Factor: 1		Analysis Time..: 13:13	Analyst ID.....: 001644	
		Instrument ID..: I5		MDL.....: 4.5		

(Continued on next page)

Environmental Quality Mgt., Inc.

Client Sample ID: FWGLL3mw-234C-0577-GF

TOTAL Metals

Lot-Sample #...: A8A300102-013 **Matrix.....:** WG

PARAMETER	RESULT	REPORTING LIMIT	UNITS	METHOD	PREPARATION-ANALYSIS DATE	WORK ORDER #
Iron	**512**	**50.0**	**ug/L**	**SW846 6020**	**01/31-02/07/08**	**KF9Q41AH**
		Dilution Factor: 1		Analysis Time..: 14:03	Analyst ID.....: 002260	
		Instrument ID..: I8		MDL.....: 26.0		
Mercury	ND	0.20	ug/L	SW846 7470A	01/31/08	KF9Q41A2
		Dilution Factor: 1		Analysis Time..: 16:14	Analyst ID.....: 001086	
		Instrument ID..: H4		MDL.....: 0.12		
Potassium	**2010 J**	**1000**	**ug/L**	**SW846 6010B**	**01/31-02/01/08**	**KF9Q41AX**
		Dilution Factor: 1		Analysis Time..: 13:13	Analyst ID.....: 001644	
		Instrument ID..: I5		MDL.....: 72.0		
Magnesium	**17200 J**	**1000**	**ug/L**	**SW846 6010B**	**01/31-02/01/08**	**KF9Q41AM**
		Dilution Factor: 1		Analysis Time..: 13:13	Analyst ID.....: 001644	
		Instrument ID..: I5		MDL.....: 34.0		
Manganese	**1480 J**	**10.0**	**ug/L**	**SW846 6010B**	**01/31-02/01/08**	**KF9Q41AN**
		Dilution Factor: 1		Analysis Time..: 13:13	Analyst ID.....: 001644	
		Instrument ID..: I5		MDL.....: 0.41		
Sodium	**7770**	**1000**	**ug/L**	**SW846 6010B**	**01/31-02/01/08**	**KF9Q41AP**
		Dilution Factor: 1		Analysis Time..: 13:13	Analyst ID.....: 001644	
		Instrument ID..: I5		MDL.....: 590		
Nickel	**5.2 B**	**10.0**	**ug/L**	**SW846 6010B**	**01/31-02/01/08**	**KF9Q41A0**
		Dilution Factor: 1		Analysis Time..: 13:13	Analyst ID.....: 001644	
		Instrument ID..: I5		MDL.....: 3.2		
Lead	ND	3.0	ug/L	SW846 6010B	01/31-02/01/08	KF9Q41AC
		Dilution Factor: 1		Analysis Time..: 13:13	Analyst ID.....: 001644	
		Instrument ID..: I5		MDL.....: 1.9		
Antimony	ND	2.0	ug/L	SW846 6020	01/31-02/07/08	KF9Q41AJ
		Dilution Factor: 1		Analysis Time..: 14:03	Analyst ID.....: 002260	
		Instrument ID..: I8		MDL.....: 0.13		
Selenium	ND	5.0	ug/L	SW846 6010B	01/31-02/01/08	KF9Q41AD
		Dilution Factor: 1		Analysis Time..: 13:13	Analyst ID.....: 001644	
		Instrument ID..: I5		MDL.....: 4.1		

(Continued on next page)

Environmental Quality Mgt., Inc.

Client Sample ID: FWGLL3mw-234C-0577-GF

TOTAL Metals

Lot-Sample #...: A8A300102-013 **Matrix.....:** WG

PARAMETER	RESULT	REPORTING LIMIT	UNITS	METHOD	PREPARATION-ANALYSIS DATE	WORK ORDER #
Thallium	ND	1.0	ug/L	SW846 6020	01/31-02/07/08	KF9Q41AL
		Dilution Factor: 1		Analysis Time..: 14:03	Analyst ID.....: 002260	
		Instrument ID..: I8		MDL.....: 0.14		
Vanadium	ND	10.0	ug/L	SW846 6010B	01/31-02/01/08	KF9Q41A1
		Dilution Factor: 1		Analysis Time..: 13:13	Analyst ID.....: 001644	
		Instrument ID..: I5		MDL.....: 0.64		
Zinc	**2.5 B,J**	**10.0**	**ug/L**	**SW846 6020**	**01/31-02/07/08**	**KF9Q41AK**
		Dilution Factor: 1		Analysis Time..: 14:03	Analyst ID.....: 002260	
		Instrument ID..: I8		MDL.....: 2.3		

NOTE(S):

B Estimated result. Result is less than RL.

J Method blank contamination. The associated method blank contains the target analyte at a reportable level.

Environmental Quality Mgt., Inc.

Client Sample ID: FWGLL3mw-DUP2-0602-GF

TOTAL Metals

Lot-Sample #...: A8A300102-015 **Matrix.....:** WG
Date Sampled...: 01/29/08 09:45 **Date Received..:** 01/30/08

PARAMETER	RESULT	REPORTING LIMIT	UNITS	METHOD	PREPARATION-ANALYSIS DATE	WORK ORDER #
Prep Batch #...: 8031017						
Silver	ND	5.0	ug/L	SW846 6010B	01/31-02/01/08	KF9Q61AQ
		Dilution Factor: 1		Analysis Time..: 13:18	Analyst ID.....: 001644	
		Instrument ID..: I5		MDL.....: 2.2		
Aluminum	ND	50.0	ug/L	SW846 6020	01/31-02/07/08	KF9Q61AE
		Dilution Factor: 1		Analysis Time..: 14:07	Analyst ID.....: 002260	
		Instrument ID..: I8		MDL.....: 19.0		
Arsenic	ND	5.0	ug/L	SW846 6010B	01/31-02/01/08	KF9Q61AA
		Dilution Factor: 1		Analysis Time..: 13:18	Analyst ID.....: 001644	
		Instrument ID..: I5		MDL.....: 3.2		
Barium	**8.5 B,J**	**10.0**	**ug/L**	**SW846 6010B**	**01/31-02/01/08**	**KF9Q61AR**
		Dilution Factor: 1		Analysis Time..: 13:18	Analyst ID.....: 001644	
		Instrument ID..: I5		MDL.....: 0.67		
Beryllium	ND	1.0	ug/L	SW846 6020	01/31-02/07/08	KF9Q61AF
		Dilution Factor: 1		Analysis Time..: 14:07	Analyst ID.....: 002260	
		Instrument ID..: I8		MDL.....: 0.20		
Calcium	**42400 J**	**1000**	**ug/L**	**SW846 6010B**	**01/31-02/01/08**	**KF9Q61AT**
		Dilution Factor: 1		Analysis Time..: 13:18	Analyst ID.....: 001644	
		Instrument ID..: I5		MDL.....: 130		
Cadmium	ND	0.50	ug/L	SW846 6020	01/31-02/07/08	KF9Q61AG
		Dilution Factor: 1		Analysis Time..: 14:07	Analyst ID.....: 002260	
		Instrument ID..: I8		MDL.....: 0.13		
Cobalt	ND	5.0	ug/L	SW846 6010B	01/31-02/01/08	KF9Q61AU
		Dilution Factor: 1		Analysis Time..: 13:18	Analyst ID.....: 001644	
		Instrument ID..: I5		MDL.....: 1.7		
Chromium	ND	5.0	ug/L	SW846 6010B	01/31-02/01/08	KF9Q61AV
		Dilution Factor: 1		Analysis Time..: 13:18	Analyst ID.....: 001644	
		Instrument ID..: I5		MDL.....: 2.2		
Copper	ND	5.0	ug/L	SW846 6010B	01/31-02/01/08	KF9Q61AW
		Dilution Factor: 1		Analysis Time..: 13:18	Analyst ID.....: 001644	
		Instrument ID..: I5		MDL.....: 4.5		

(Continued on next page)

Environmental Quality Mgt., Inc.

Client Sample ID: FWGLL3mw-DUP2-0602-GF

TOTAL Metals

Lot-Sample #...: A8A300102-015 **Matrix.....:** WG

PARAMETER	RESULT	REPORTING LIMIT	UNITS	METHOD	PREPARATION-ANALYSIS DATE	WORK ORDER #
Iron	**481**	**50.0**	**ug/L**	**SW846 6020**	**01/31-02/07/08**	**KF9Q61AH**
		Dilution Factor: 1		Analysis Time..: 14:07	Analyst ID.....: 002260	
		Instrument ID..: I8		MDL.....: 26.0		
Mercury	ND	0.20	ug/L	SW846 7470A	01/31/08	KF9Q61A2
		Dilution Factor: 1		Analysis Time..: 16:15	Analyst ID.....: 001086	
		Instrument ID..: H4		MDL.....: 0.12		
Potassium	**1950 J**	**1000**	**ug/L**	**SW846 6010B**	**01/31-02/01/08**	**KF9Q61AX**
		Dilution Factor: 1		Analysis Time..: 13:18	Analyst ID.....: 001644	
		Instrument ID..: I5		MDL.....: 72.0		
Magnesium	**17100 J**	**1000**	**ug/L**	**SW846 6010B**	**01/31-02/01/08**	**KF9Q61AM**
		Dilution Factor: 1		Analysis Time..: 13:18	Analyst ID.....: 001644	
		Instrument ID..: I5		MDL.....: 34.0		
Manganese	**1470 J**	**10.0**	**ug/L**	**SW846 6010B**	**01/31-02/01/08**	**KF9Q61AN**
		Dilution Factor: 1		Analysis Time..: 13:18	Analyst ID.....: 001644	
		Instrument ID..: I5		MDL.....: 0.41		
Sodium	**7020**	**1000**	**ug/L**	**SW846 6010B**	**01/31-02/01/08**	**KF9Q61AP**
		Dilution Factor: 1		Analysis Time..: 13:18	Analyst ID.....: 001644	
		Instrument ID..: I5		MDL.....: 590		
Nickel	**6.3 B**	**10.0**	**ug/L**	**SW846 6010B**	**01/31-02/01/08**	**KF9Q61A0**
		Dilution Factor: 1		Analysis Time..: 13:18	Analyst ID.....: 001644	
		Instrument ID..: I5		MDL.....: 3.2		
Lead	ND	3.0	ug/L	SW846 6010B	01/31-02/01/08	KF9Q61AC
		Dilution Factor: 1		Analysis Time..: 13:18	Analyst ID.....: 001644	
		Instrument ID..: I5		MDL.....: 1.9		
Antimony	**0.14 B**	**2.0**	**ug/L**	**SW846 6020**	**01/31-02/07/08**	**KF9Q61AJ**
		Dilution Factor: 1		Analysis Time..: 14:07	Analyst ID.....: 002260	
		Instrument ID..: I8		MDL.....: 0.13		
Selenium	ND	5.0	ug/L	SW846 6010B	01/31-02/01/08	KF9Q61AD
		Dilution Factor: 1		Analysis Time..: 13:18	Analyst ID.....: 001644	
		Instrument ID..: I5		MDL.....: 4.1		

(Continued on next page)

Environmental Quality Mgt., Inc.

Client Sample ID: FWGLL3mw-DUP2-0602-GF

TOTAL Metals

Lot-Sample #...: A8A300102-015 Matrix.....: WG

PARAMETER	RESULT	REPORTING LIMIT	UNITS	METHOD	PREPARATION-ANALYSIS DATE	WORK ORDER #
Thallium	ND	1.0	ug/L	SW846 6020	01/31-02/07/08	KF9Q61AL
		Dilution Factor: 1		Analysis Time..: 14:07	Analyst ID.....: 002260	
		Instrument ID..: I8		MDL.....: 0.14		
Vanadium	ND	10.0	ug/L	SW846 6010B	01/31-02/01/08	KF9Q61A1
		Dilution Factor: 1		Analysis Time..: 13:18	Analyst ID.....: 001644	
		Instrument ID..: I5		MDL.....: 0.64		
Zinc	**2.7 B,J**	**10.0**	**ug/L**	**SW846 6020**	**01/31-02/07/08**	**KF9Q61AK**
		Dilution Factor: 1		Analysis Time..: 14:07	Analyst ID.....: 002260	
		Instrument ID..: I8		MDL.....: 2.3		

NOTE(S):

B Estimated result. Result is less than RL.

J Method blank contamination. The associated method blank contains the target analyte at a reportable level.

Environmental Quality Mgt., Inc.

Client Sample ID: FWGLL3mw-240C-0580-GF

TOTAL Metals

Lot-Sample #...: A8A300102-017 **Matrix.....:** WG
Date Sampled...: 01/29/08 11:45 **Date Received..:** 01/30/08

PARAMETER	RESULT	REPORTING LIMIT	UNITS	METHOD	PREPARATION-ANALYSIS DATE	WORK ORDER #
Prep Batch #...: 8031017						
Silver	ND	5.0	ug/L	SW846 6010B	01/31-02/01/08	KF9Q81AQ
		Dilution Factor: 1		Analysis Time..: 13:23	Analyst ID.....: 001644	
		Instrument ID..: I5		MDL.....: 2.2		
Aluminum	**40.4 B**	**50.0**	**ug/L**	**SW846 6020**	**01/31-02/07/08**	**KF9Q81AE**
		Dilution Factor: 1		Analysis Time..: 14:11	Analyst ID.....: 002260	
		Instrument ID..: I8		MDL.....: 19.0		
Arsenic	ND	5.0	ug/L	SW846 6010B	01/31-02/01/08	KF9Q81AA
		Dilution Factor: 1		Analysis Time..: 13:23	Analyst ID.....: 001644	
		Instrument ID..: I5		MDL.....: 3.2		
Barium	**11.8 J**	**10.0**	**ug/L**	**SW846 6010B**	**01/31-02/01/08**	**KF9Q81AR**
		Dilution Factor: 1		Analysis Time..: 13:23	Analyst ID.....: 001644	
		Instrument ID..: I5		MDL.....: 0.67		
Beryllium	ND	1.0	ug/L	SW846 6020	01/31-02/07/08	KF9Q81AF
		Dilution Factor: 1		Analysis Time..: 14:11	Analyst ID.....: 002260	
		Instrument ID..: I8		MDL.....: 0.20		
Calcium	**22800 J**	**1000**	**ug/L**	**SW846 6010B**	**01/31-02/01/08**	**KF9Q81AT**
		Dilution Factor: 1		Analysis Time..: 13:23	Analyst ID.....: 001644	
		Instrument ID..: I5		MDL.....: 130		
Cadmium	ND	0.50	ug/L	SW846 6020	01/31-02/07/08	KF9Q81AG
		Dilution Factor: 1		Analysis Time..: 14:11	Analyst ID.....: 002260	
		Instrument ID..: I8		MDL.....: 0.13		
Cobalt	ND	5.0	ug/L	SW846 6010B	01/31-02/01/08	KF9Q81AU
		Dilution Factor: 1		Analysis Time..: 13:23	Analyst ID.....: 001644	
		Instrument ID..: I5		MDL.....: 1.7		
Chromium	ND	5.0	ug/L	SW846 6010B	01/31-02/01/08	KF9Q81AV
		Dilution Factor: 1		Analysis Time..: 13:23	Analyst ID.....: 001644	
		Instrument ID..: I5		MDL.....: 2.2		
Copper	ND	5.0	ug/L	SW846 6010B	01/31-02/01/08	KF9Q81AW
		Dilution Factor: 1		Analysis Time..: 13:23	Analyst ID.....: 001644	
		Instrument ID..: I5		MDL.....: 4.5		

(Continued on next page)

Environmental Quality Mgt., Inc.

Client Sample ID: FWGLL3mw-240C-0580-GF

TOTAL Metals

Lot-Sample #...: A8A300102-017 Matrix.....: WG

PARAMETER	RESULT	REPORTING LIMIT	UNITS	METHOD	PREPARATION-ANALYSIS DATE	WORK ORDER #
Iron	**44.2 B**	**50.0**	**ug/L**	**SW846 6020**	**01/31-02/07/08**	**KF9Q81AH**
		Dilution Factor: 1		Analysis Time..: 14:11	Analyst ID.....: 002260	
		Instrument ID..: I8		MDL.....: 26.0		
Mercury	ND	0.20	ug/L	SW846 7470A	01/31/08	KF9Q81A2
		Dilution Factor: 1		Analysis Time..: 16:17	Analyst ID.....: 001086	
		Instrument ID..: H4		MDL.....: 0.12		
Potassium	**964 B,J**	**1000**	**ug/L**	**SW846 6010B**	**01/31-02/01/08**	**KF9Q81AX**
		Dilution Factor: 1		Analysis Time..: 13:23	Analyst ID.....: 001644	
		Instrument ID..: I5		MDL.....: 72.0		
Magnesium	**8160 J**	**1000**	**ug/L**	**SW846 6010B**	**01/31-02/01/08**	**KF9Q81AM**
		Dilution Factor: 1		Analysis Time..: 13:23	Analyst ID.....: 001644	
		Instrument ID..: I5		MDL.....: 34.0		
Manganese	**1.7 B,J**	**10.0**	**ug/L**	**SW846 6010B**	**01/31-02/01/08**	**KF9Q81AN**
		Dilution Factor: 1		Analysis Time..: 13:23	Analyst ID.....: 001644	
		Instrument ID..: I5		MDL.....: 0.41		
Sodium	**4300**	**1000**	**ug/L**	**SW846 6010B**	**01/31-02/01/08**	**KF9Q81AP**
		Dilution Factor: 1		Analysis Time..: 13:23	Analyst ID.....: 001644	
		Instrument ID..: I5		MDL.....: 590		
Nickel	**4.7 B**	**10.0**	**ug/L**	**SW846 6010B**	**01/31-02/01/08**	**KF9Q81A0**
		Dilution Factor: 1		Analysis Time..: 13:23	Analyst ID.....: 001644	
		Instrument ID..: I5		MDL.....: 3.2		
Lead	ND	3.0	ug/L	SW846 6010B	01/31-02/01/08	KF9Q81AC
		Dilution Factor: 1		Analysis Time..: 13:23	Analyst ID.....: 001644	
		Instrument ID..: I5		MDL.....: 1.9		
Antimony	**1.1 B**	**2.0**	**ug/L**	**SW846 6020**	**01/31-02/07/08**	**KF9Q81AJ**
		Dilution Factor: 1		Analysis Time..: 14:11	Analyst ID.....: 002260	
		Instrument ID..: I8		MDL.....: 0.13		
Selenium	ND	5.0	ug/L	SW846 6010B	01/31-02/01/08	KF9Q81AD
		Dilution Factor: 1		Analysis Time..: 13:23	Analyst ID.....: 001644	
		Instrument ID..: I5		MDL.....: 4.1		

(Continued on next page)

Environmental Quality Mgt., Inc.

Client Sample ID: FWGLL3mw-240C-0580-GF

TOTAL Metals

Lot-Sample #...: A8A300102-017 **Matrix.....:** WG

PARAMETER	RESULT	REPORTING LIMIT	UNITS	METHOD	PREPARATION-ANALYSIS DATE	WORK ORDER #
Thallium	ND	1.0	ug/L	SW846 6020	01/31-02/07/08	KF9Q81AL
		Dilution Factor: 1		Analysis Time..: 14:11	Analyst ID.....: 002260	
		Instrument ID..: I8		MDL.....: 0.14		
Vanadium	ND	10.0	ug/L	SW846 6010B	01/31-02/01/08	KF9Q81A1
		Dilution Factor: 1		Analysis Time..: 13:23	Analyst ID.....: 001644	
		Instrument ID..: I5		MDL.....: 0.64		
Zinc	**4.3 B,J**	**10.0**	**ug/L**	**SW846 6020**	**01/31-02/07/08**	**KF9Q81AK**
		Dilution Factor: 1		Analysis Time..: 14:11	Analyst ID.....: 002260	
		Instrument ID..: I8		MDL.....: 2.3		

NOTE(S):

B Estimated result. Result is less than RL.

J Method blank contamination. The associated method blank contains the target analyte at a reportable level.

Environmental Quality Mgt., Inc.

Client Sample ID: FWGLL3mw-237C-0579-GF

TOTAL Metals

Lot-Sample #...: A8A300102-019 **Matrix.....:** WG
Date Sampled...: 01/29/08 13:00 **Date Received..:** 01/30/08

PARAMETER	RESULT	REPORTING LIMIT	UNITS	METHOD	PREPARATION-ANALYSIS DATE	WORK ORDER #
Prep Batch #...: 8031017						
Silver	ND	5.0	ug/L	SW846 6010B	01/31-02/01/08	KF9RA1AQ
		Dilution Factor: 1		Analysis Time..: 13:28	Analyst ID.....: 001644	
		Instrument ID..: I5		MDL.....: 2.2		
Aluminum	ND	50.0	ug/L	SW846 6020	01/31-02/07/08	KF9RA1AE
		Dilution Factor: 1		Analysis Time..: 14:16	Analyst ID.....: 002260	
		Instrument ID..: I8		MDL.....: 19.0		
Arsenic	ND	5.0	ug/L	SW846 6010B	01/31-02/01/08	KF9RA1AA
		Dilution Factor: 1		Analysis Time..: 13:28	Analyst ID.....: 001644	
		Instrument ID..: I5		MDL.....: 3.2		
Barium	**2.7 B,J**	**10.0**	**ug/L**	**SW846 6010B**	**01/31-02/01/08**	**KF9RA1AR**
		Dilution Factor: 1		Analysis Time..: 13:28	Analyst ID.....: 001644	
		Instrument ID..: I5		MDL.....: 0.67		
Beryllium	ND	1.0	ug/L	SW846 6020	01/31-02/07/08	KF9RA1AF
		Dilution Factor: 1		Analysis Time..: 14:16	Analyst ID.....: 002260	
		Instrument ID..: I8		MDL.....: 0.20		
Calcium	**35300 J**	**1000**	**ug/L**	**SW846 6010B**	**01/31-02/01/08**	**KF9RA1AT**
		Dilution Factor: 1		Analysis Time..: 13:28	Analyst ID.....: 001644	
		Instrument ID..: I5		MDL.....: 130		
Cadmium	ND	0.50	ug/L	SW846 6020	01/31-02/07/08	KF9RA1AG
		Dilution Factor: 1		Analysis Time..: 14:16	Analyst ID.....: 002260	
		Instrument ID..: I8		MDL.....: 0.13		
Cobalt	ND	5.0	ug/L	SW846 6010B	01/31-02/01/08	KF9RA1AU
		Dilution Factor: 1		Analysis Time..: 13:28	Analyst ID.....: 001644	
		Instrument ID..: I5		MDL.....: 1.7		
Chromium	ND	5.0	ug/L	SW846 6010B	01/31-02/01/08	KF9RA1AV
		Dilution Factor: 1		Analysis Time..: 13:28	Analyst ID.....: 001644	
		Instrument ID..: I5		MDL.....: 2.2		
Copper	ND	5.0	ug/L	SW846 6010B	01/31-02/01/08	KF9RA1AW
		Dilution Factor: 1		Analysis Time..: 13:28	Analyst ID.....: 001644	
		Instrument ID..: I5		MDL.....: 4.5		

(Continued on next page)

Environmental Quality Mgt., Inc.

Client Sample ID: FWGLL3mw-237C-0579-GF

TOTAL Metals

Lot-Sample #...: A8A300102-019 Matrix.....: WG

PARAMETER	RESULT	REPORTING LIMIT	UNITS	METHOD	PREPARATION-ANALYSIS DATE	WORK ORDER #
Iron	**62.3**	**50.0**	**ug/L**	**SW846 6020**	**01/31-02/07/08**	**KF9RA1AH**
		Dilution Factor: 1		Analysis Time..: 14:16	Analyst ID.....: 002260	
		Instrument ID..: I8		MDL.....: 26.0		
Mercury	ND	0.20	ug/L	SW846 7470A	01/31/08	KF9RA1A2
		Dilution Factor: 1		Analysis Time..: 16:30	Analyst ID.....: 001086	
		Instrument ID..: H4		MDL.....: 0.12		
Potassium	**1970 J**	**1000**	**ug/L**	**SW846 6010B**	**01/31-02/01/08**	**KF9RA1AX**
		Dilution Factor: 1		Analysis Time..: 13:28	Analyst ID.....: 001644	
		Instrument ID..: I5		MDL.....: 72.0		
Magnesium	**9210 J**	**1000**	**ug/L**	**SW846 6010B**	**01/31-02/01/08**	**KF9RA1AM**
		Dilution Factor: 1		Analysis Time..: 13:28	Analyst ID.....: 001644	
		Instrument ID..: I5		MDL.....: 34.0		
Manganese	**1.6 B,J**	**10.0**	**ug/L**	**SW846 6010B**	**01/31-02/01/08**	**KF9RA1AN**
		Dilution Factor: 1		Analysis Time..: 13:28	Analyst ID.....: 001644	
		Instrument ID..: I5		MDL.....: 0.41		
Sodium	**7240**	**1000**	**ug/L**	**SW846 6010B**	**01/31-02/01/08**	**KF9RA1AP**
		Dilution Factor: 1		Analysis Time..: 13:28	Analyst ID.....: 001644	
		Instrument ID..: I5		MDL.....: 590		
Nickel	ND	10.0	ug/L	SW846 6010B	01/31-02/01/08	KF9RA1A0
		Dilution Factor: 1		Analysis Time..: 13:28	Analyst ID.....: 001644	
		Instrument ID..: I5		MDL.....: 3.2		
Lead	ND	3.0	ug/L	SW846 6010B	01/31-02/01/08	KF9RA1AC
		Dilution Factor: 1		Analysis Time..: 13:28	Analyst ID.....: 001644	
		Instrument ID..: I5		MDL.....: 1.9		
Antimony	**0.13 B**	**2.0**	**ug/L**	**SW846 6020**	**01/31-02/07/08**	**KF9RA1AJ**
		Dilution Factor: 1		Analysis Time..: 14:16	Analyst ID.....: 002260	
		Instrument ID..: I8		MDL.....: 0.13		
Selenium	ND	5.0	ug/L	SW846 6010B	01/31-02/01/08	KF9RA1AD
		Dilution Factor: 1		Analysis Time..: 13:28	Analyst ID.....: 001644	
		Instrument ID..: I5		MDL.....: 4.1		

(Continued on next page)

Environmental Quality Mgt., Inc.

Client Sample ID: FWGLL3mw-237C-0579-GF

TOTAL Metals

Lot-Sample #...: A8A300102-019 Matrix.....: WG

PARAMETER	RESULT	REPORTING LIMIT	UNITS	METHOD	PREPARATION-ANALYSIS DATE	WORK ORDER #
Thallium	ND	1.0	ug/L	SW846 6020	01/31-02/07/08	KF9RA1AL
		Dilution Factor: 1		Analysis Time..: 14:16	Analyst ID.....: 002260	
		Instrument ID..: I8		MDL.....: 0.14		
Vanadium	ND	10.0	ug/L	SW846 6010B	01/31-02/01/08	KF9RA1A1
		Dilution Factor: 1		Analysis Time..: 13:28	Analyst ID.....: 001644	
		Instrument ID..: I5		MDL.....: 0.64		
Zinc	**4.6 B,J**	**10.0**	**ug/L**	**SW846 6020**	**01/31-02/07/08**	**KF9RA1AK**
		Dilution Factor: 1		Analysis Time..: 14:16	Analyst ID.....: 002260	
		Instrument ID..: I8		MDL.....: 2.3		

NOTE(S):

B Estimated result. Result is less than RL.

J Method blank contamination. The associated method blank contains the target analyte at a reportable level.

Environmental Quality Mgt., Inc.

Client Sample ID: FWGLL3mw-189C-0596-GF

TOTAL Metals

Lot-Sample #...: A8A300102-021 **Matrix.....:** WG
Date Sampled...: 01/29/08 15:10 **Date Received..:** 01/30/08

PARAMETER	RESULT	REPORTING LIMIT	UNITS	METHOD	PREPARATION-ANALYSIS DATE	WORK ORDER #
Prep Batch #...: 8031017						
Silver	ND	5.0	ug/L	SW846 6010B	01/31-02/01/08	KF9RD1AQ
		Dilution Factor: 1		Analysis Time..: 13:49	Analyst ID.....: 001644	
		Instrument ID..: I5		MDL.....: 2.2		
Aluminum	**49.9 B**	**50.0**	**ug/L**	**SW846 6020**	**01/31-02/07/08**	**KF9RD1AE**
		Dilution Factor: 1		Analysis Time..: 14:20	Analyst ID.....: 002260	
		Instrument ID..: I8		MDL.....: 19.0		
Arsenic	ND	5.0	ug/L	SW846 6010B	01/31-02/01/08	KF9RD1AA
		Dilution Factor: 1		Analysis Time..: 13:49	Analyst ID.....: 001644	
		Instrument ID..: I5		MDL.....: 3.2		
Barium	**14.4 J**	**10.0**	**ug/L**	**SW846 6010B**	**01/31-02/01/08**	**KF9RD1AR**
		Dilution Factor: 1		Analysis Time..: 13:49	Analyst ID.....: 001644	
		Instrument ID..: I5		MDL.....: 0.67		
Beryllium	ND	1.0	ug/L	SW846 6020	01/31-02/07/08	KF9RD1AF
		Dilution Factor: 1		Analysis Time..: 14:20	Analyst ID.....: 002260	
		Instrument ID..: I8		MDL.....: 0.20		
Calcium	**150000 J**	**1000**	**ug/L**	**SW846 6010B**	**01/31-02/01/08**	**KF9RD1AT**
		Dilution Factor: 1		Analysis Time..: 13:49	Analyst ID.....: 001644	
		Instrument ID..: I5		MDL.....: 130		
Cadmium	ND	0.50	ug/L	SW846 6020	01/31-02/07/08	KF9RD1AG
		Dilution Factor: 1		Analysis Time..: 14:20	Analyst ID.....: 002260	
		Instrument ID..: I8		MDL.....: 0.13		
Cobalt	ND	5.0	ug/L	SW846 6010B	01/31-02/01/08	KF9RD1AU
		Dilution Factor: 1		Analysis Time..: 13:49	Analyst ID.....: 001644	
		Instrument ID..: I5		MDL.....: 1.7		
Chromium	ND	5.0	ug/L	SW846 6010B	01/31-02/01/08	KF9RD1AV
		Dilution Factor: 1		Analysis Time..: 13:49	Analyst ID.....: 001644	
		Instrument ID..: I5		MDL.....: 2.2		
Copper	ND	5.0	ug/L	SW846 6010B	01/31-02/01/08	KF9RD1AW
		Dilution Factor: 1		Analysis Time..: 13:49	Analyst ID.....: 001644	
		Instrument ID..: I5		MDL.....: 4.5		

(Continued on next page)

Environmental Quality Mgt., Inc.

Client Sample ID: FWGLL3mw-189C-0596-GF

TOTAL Metals

Lot-Sample #...: A8A300102-021 **Matrix.....:** WG

PARAMETER	RESULT	REPORTING LIMIT	UNITS	METHOD	PREPARATION-ANALYSIS DATE	WORK ORDER #
Iron	**119**	**50.0**	**ug/L**	**SW846 6020**	**01/31-02/07/08**	**KF9RD1AH**
		Dilution Factor: 1		Analysis Time..: 14:20	Analyst ID.....: 002260	
		Instrument ID..: I8		MDL.....: 26.0		
Mercury	ND	0.20	ug/L	SW846 7470A	01/31/08	KF9RD1A2
		Dilution Factor: 1		Analysis Time..: 16:31	Analyst ID.....: 001086	
		Instrument ID..: H4		MDL.....: 0.12		
Potassium	**2230 J**	**1000**	**ug/L**	**SW846 6010B**	**01/31-02/01/08**	**KF9RD1AX**
		Dilution Factor: 1		Analysis Time..: 13:49	Analyst ID.....: 001644	
		Instrument ID..: I5		MDL.....: 72.0		
Magnesium	**70500 J**	**1000**	**ug/L**	**SW846 6010B**	**01/31-02/01/08**	**KF9RD1AM**
		Dilution Factor: 1		Analysis Time..: 13:49	Analyst ID.....: 001644	
		Instrument ID..: I5		MDL.....: 34.0		
Manganese	**235 J**	**10.0**	**ug/L**	**SW846 6010B**	**01/31-02/01/08**	**KF9RD1AN**
		Dilution Factor: 1		Analysis Time..: 13:49	Analyst ID.....: 001644	
		Instrument ID..: I5		MDL.....: 0.41		
Sodium	**49700**	**1000**	**ug/L**	**SW846 6010B**	**01/31-02/01/08**	**KF9RD1AP**
		Dilution Factor: 1		Analysis Time..: 13:49	Analyst ID.....: 001644	
		Instrument ID..: I5		MDL.....: 590		
Nickel	ND	10.0	ug/L	SW846 6010B	01/31-02/01/08	KF9RD1A0
		Dilution Factor: 1		Analysis Time..: 13:49	Analyst ID.....: 001644	
		Instrument ID..: I5		MDL.....: 3.2		
Lead	ND	3.0	ug/L	SW846 6010B	01/31-02/01/08	KF9RD1AC
		Dilution Factor: 1		Analysis Time..: 13:49	Analyst ID.....: 001644	
		Instrument ID..: I5		MDL.....: 1.9		
Antimony	ND	2.0	ug/L	SW846 6020	01/31-02/07/08	KF9RD1AJ
		Dilution Factor: 1		Analysis Time..: 14:20	Analyst ID.....: 002260	
		Instrument ID..: I8		MDL.....: 0.13		
Selenium	ND	5.0	ug/L	SW846 6010B	01/31-02/01/08	KF9RD1AD
		Dilution Factor: 1		Analysis Time..: 13:49	Analyst ID.....: 001644	
		Instrument ID..: I5		MDL.....: 4.1		

(Continued on next page)

Environmental Quality Mgt., Inc.

Client Sample ID: FWGLL3mw-189C-0596-GF

TOTAL Metals

Lot-Sample #...: A8A300102-021 **Matrix.....:** WG

PARAMETER	RESULT	REPORTING LIMIT	UNITS	METHOD	PREPARATION-ANALYSIS DATE	WORK ORDER #
Thallium	ND	1.0	ug/L	SW846 6020	01/31-02/07/08	KF9RD1AL
		Dilution Factor: 1		Analysis Time..: 14:20	Analyst ID.....: 002260	
		Instrument ID..: I8		MDL.....: 0.14		
Vanadium	ND	10.0	ug/L	SW846 6010B	01/31-02/01/08	KF9RD1A1
		Dilution Factor: 1		Analysis Time..: 13:49	Analyst ID.....: 001644	
		Instrument ID..: I5		MDL.....: 0.64		
Zinc	**6.4 B,J**	**10.0**	**ug/L**	**SW846 6020**	**01/31-02/07/08**	**KF9RD1AK**
		Dilution Factor: 1		Analysis Time..: 14:20	Analyst ID.....: 002260	
		Instrument ID..: I8		MDL.....: 2.3		

NOTE(S):

B Estimated result. Result is less than RL.

J Method blank contamination. The associated method blank contains the target analyte at a reportable level.

Environmental Quality Mgt., Inc.

Client Sample ID: FWGLL4mw-193C-0583-GF

TOTAL Metals

Lot-Sample #...: A8A300102-023 **Matrix.....:** WG
Date Sampled...: 01/29/08 10:10 **Date Received..:** 01/30/08

PARAMETER	RESULT	REPORTING LIMIT	UNITS	METHOD	PREPARATION-ANALYSIS DATE	WORK ORDER #
Prep Batch #...: 8031017						
Silver	ND	5.0	ug/L	SW846 6010B	01/31-02/01/08	KF9RF1AQ
		Dilution Factor: 1		Analysis Time..: 13:54	Analyst ID.....: 001644	
		Instrument ID..: I5		MDL.....: 2.2		
Aluminum	**20.4 B**	**50.0**	**ug/L**	**SW846 6020**	**01/31-02/07/08**	**KF9RF1AE**
		Dilution Factor: 1		Analysis Time..: 12:19	Analyst ID.....: 002260	
		Instrument ID..: I8		MDL.....: 19.0		
Arsenic	ND	5.0	ug/L	SW846 6010B	01/31-02/01/08	KF9RF1AA
		Dilution Factor: 1		Analysis Time..: 13:54	Analyst ID.....: 001644	
		Instrument ID..: I5		MDL.....: 3.2		
Barium	**55.1 J**	**10.0**	**ug/L**	**SW846 6010B**	**01/31-02/01/08**	**KF9RF1AR**
		Dilution Factor: 1		Analysis Time..: 13:54	Analyst ID.....: 001644	
		Instrument ID..: I5		MDL.....: 0.67		
Beryllium	ND	1.0	ug/L	SW846 6020	01/31-02/07/08	KF9RF1AF
		Dilution Factor: 1		Analysis Time..: 12:19	Analyst ID.....: 002260	
		Instrument ID..: I8		MDL.....: 0.20		
Calcium	**118000 J**	**1000**	**ug/L**	**SW846 6010B**	**01/31-02/01/08**	**KF9RF1AT**
		Dilution Factor: 1		Analysis Time..: 13:54	Analyst ID.....: 001644	
		Instrument ID..: I5		MDL.....: 130		
Cadmium	ND	0.50	ug/L	SW846 6020	01/31-02/07/08	KF9RF1AG
		Dilution Factor: 1		Analysis Time..: 12:19	Analyst ID.....: 002260	
		Instrument ID..: I8		MDL.....: 0.13		
Cobalt	ND	5.0	ug/L	SW846 6010B	01/31-02/01/08	KF9RF1AU
		Dilution Factor: 1		Analysis Time..: 13:54	Analyst ID.....: 001644	
		Instrument ID..: I5		MDL.....: 1.7		
Chromium	ND	5.0	ug/L	SW846 6010B	01/31-02/01/08	KF9RF1AV
		Dilution Factor: 1		Analysis Time..: 13:54	Analyst ID.....: 001644	
		Instrument ID..: I5		MDL.....: 2.2		
Copper	ND	5.0	ug/L	SW846 6010B	01/31-02/01/08	KF9RF1AW
		Dilution Factor: 1		Analysis Time..: 13:54	Analyst ID.....: 001644	
		Instrument ID..: I5		MDL.....: 4.5		

(Continued on next page)

Environmental Quality Mgt., Inc.

Client Sample ID: FWGLL4mw-193C-0583-GF

TOTAL Metals

Lot-Sample #...: A8A300102-023 Matrix.....: WG

PARAMETER	RESULT	REPORTING LIMIT	UNITS	METHOD	PREPARATION-ANALYSIS DATE	WORK ORDER #
Iron	**1240**	**50.0**	**ug/L**	**SW846 6020**	**01/31-02/07/08**	**KF9RF1AH**
		Dilution Factor: 1		Analysis Time..: 12:19	Analyst ID.....: 002260	
		Instrument ID..: I8		MDL.....: 26.0		
Mercury	ND	0.20	ug/L	SW846 7470A	01/31/08	KF9RF1A2
		Dilution Factor: 1		Analysis Time..: 16:33	Analyst ID.....: 001086	
		Instrument ID..: H4		MDL.....: 0.12		
Potassium	**1020 J**	**1000**	**ug/L**	**SW846 6010B**	**01/31-02/01/08**	**KF9RF1AX**
		Dilution Factor: 1		Analysis Time..: 13:54	Analyst ID.....: 001644	
		Instrument ID..: I5		MDL.....: 72.0		
Magnesium	**35500 J**	**1000**	**ug/L**	**SW846 6010B**	**01/31-02/01/08**	**KF9RF1AM**
		Dilution Factor: 1		Analysis Time..: 13:54	Analyst ID.....: 001644	
		Instrument ID..: I5		MDL.....: 34.0		
Manganese	**482 J**	**10.0**	**ug/L**	**SW846 6010B**	**01/31-02/01/08**	**KF9RF1AN**
		Dilution Factor: 1		Analysis Time..: 13:54	Analyst ID.....: 001644	
		Instrument ID..: I5		MDL.....: 0.41		
Sodium	**9640**	**1000**	**ug/L**	**SW846 6010B**	**01/31-02/01/08**	**KF9RF1AP**
		Dilution Factor: 1		Analysis Time..: 13:54	Analyst ID.....: 001644	
		Instrument ID..: I5		MDL.....: 590		
Nickel	ND	10.0	ug/L	SW846 6010B	01/31-02/01/08	KF9RF1A0
		Dilution Factor: 1		Analysis Time..: 13:54	Analyst ID.....: 001644	
		Instrument ID..: I5		MDL.....: 3.2		
Lead	ND	3.0	ug/L	SW846 6010B	01/31-02/01/08	KF9RF1AC
		Dilution Factor: 1		Analysis Time..: 13:54	Analyst ID.....: 001644	
		Instrument ID..: I5		MDL.....: 1.9		
Antimony	ND	2.0	ug/L	SW846 6020	01/31-02/07/08	KF9RF1AJ
		Dilution Factor: 1		Analysis Time..: 12:19	Analyst ID.....: 002260	
		Instrument ID..: I8		MDL.....: 0.13		
Selenium	ND	5.0	ug/L	SW846 6010B	01/31-02/01/08	KF9RF1AD
		Dilution Factor: 1		Analysis Time..: 13:54	Analyst ID.....: 001644	
		Instrument ID..: I5		MDL.....: 4.1		

(Continued on next page)

Environmental Quality Mgt., Inc.

Client Sample ID: FWGLL4mw-193C-0583-GF

TOTAL Metals

Lot-Sample #...: A8A300102-023 Matrix.....: WG

PARAMETER	RESULT	REPORTING LIMIT	UNITS	METHOD	PREPARATION-ANALYSIS DATE	WORK ORDER #
Thallium	**0.41 B**	**1.0**	**ug/L**	**SW846 6020**	**01/31-02/07/08**	**KF9RF1AL**
		Dilution Factor: 1		Analysis Time..: 12:19	Analyst ID.....: 002260	
		Instrument ID..: I8		MDL.....: 0.14		
Vanadium	ND	10.0	ug/L	SW846 6010B	01/31-02/01/08	KF9RF1A1
		Dilution Factor: 1		Analysis Time..: 13:54	Analyst ID.....: 001644	
		Instrument ID..: I5		MDL.....: 0.64		
Zinc	**3.7 B,J**	**10.0**	**ug/L**	**SW846 6020**	**01/31-02/07/08**	**KF9RF1AK**
		Dilution Factor: 1		Analysis Time..: 12:19	Analyst ID.....: 002260	
		Instrument ID..: I8		MDL.....: 2.3		

NOTE(S):

B Estimated result. Result is less than RL.

J Method blank contamination. The associated method blank contains the target analyte at a reportable level.

Environmental Quality Mgt., Inc.

Client Sample ID: FWGLL4mw-195C-0585-GF

TOTAL Metals

Lot-Sample #...: A8A300102-025 **Matrix.....:** WG
Date Sampled...: 01/29/08 12:45 **Date Received..:** 01/30/08

PARAMETER	RESULT	REPORTING LIMIT	UNITS	METHOD	PREPARATION-ANALYSIS DATE	WORK ORDER #
Prep Batch #...: 8031017						
Silver	ND	5.0	ug/L	SW846 6010B	01/31-02/01/08	KF9RJ1AQ
		Dilution Factor: 1		Analysis Time..: 13:59	Analyst ID.....: 001644	
		Instrument ID..: I5		MDL.....: 2.2		
Aluminum	ND	50.0	ug/L	SW846 6020	01/31-02/07/08	KF9RJ1AE
		Dilution Factor: 1		Analysis Time..: 12:23	Analyst ID.....: 002260	
		Instrument ID..: I8		MDL.....: 19.0		
Arsenic	ND	5.0	ug/L	SW846 6010B	01/31-02/01/08	KF9RJ1AA
		Dilution Factor: 1		Analysis Time..: 13:59	Analyst ID.....: 001644	
		Instrument ID..: I5		MDL.....: 3.2		
Barium	**29.8 J**	**10.0**	**ug/L**	**SW846 6010B**	**01/31-02/01/08**	**KF9RJ1AR**
		Dilution Factor: 1		Analysis Time..: 13:59	Analyst ID.....: 001644	
		Instrument ID..: I5		MDL.....: 0.67		
Beryllium	ND	1.0	ug/L	SW846 6020	01/31-02/07/08	KF9RJ1AF
		Dilution Factor: 1		Analysis Time..: 12:23	Analyst ID.....: 002260	
		Instrument ID..: I8		MDL.....: 0.20		
Calcium	**221000 J**	**1000**	**ug/L**	**SW846 6010B**	**01/31-02/01/08**	**KF9RJ1AT**
		Dilution Factor: 1		Analysis Time..: 13:59	Analyst ID.....: 001644	
		Instrument ID..: I5		MDL.....: 130		
Cadmium	**0.13 B**	**0.50**	**ug/L**	**SW846 6020**	**01/31-02/07/08**	**KF9RJ1AG**
		Dilution Factor: 1		Analysis Time..: 12:23	Analyst ID.....: 002260	
		Instrument ID..: I8		MDL.....: 0.13		
Cobalt	**2.2 B**	**5.0**	**ug/L**	**SW846 6010B**	**01/31-02/01/08**	**KF9RJ1AU**
		Dilution Factor: 1		Analysis Time..: 13:59	Analyst ID.....: 001644	
		Instrument ID..: I5		MDL.....: 1.7		
Chromium	ND	5.0	ug/L	SW846 6010B	01/31-02/01/08	KF9RJ1AV
		Dilution Factor: 1		Analysis Time..: 13:59	Analyst ID.....: 001644	
		Instrument ID..: I5		MDL.....: 2.2		
Copper	ND	5.0	ug/L	SW846 6010B	01/31-02/01/08	KF9RJ1AW
		Dilution Factor: 1		Analysis Time..: 13:59	Analyst ID.....: 001644	
		Instrument ID..: I5		MDL.....: 4.5		

(Continued on next page)

Environmental Quality Mgt., Inc.

Client Sample ID: FWGLL4mw-195C-0585-GF

TOTAL Metals

Lot-Sample #...: A8A300102-025 Matrix.....: WG

PARAMETER	RESULT	REPORTING LIMIT	UNITS	METHOD	PREPARATION-ANALYSIS DATE	WORK ORDER #
Iron	**9560**	**50.0**	**ug/L**	**SW846 6020**	**01/31-02/07/08**	**KF9RJ1AH**
		Dilution Factor: 1		Analysis Time..: 12:23	Analyst ID.....: 002260	
		Instrument ID..: I8		MDL.....: 26.0		
Mercury	ND	0.20	ug/L	SW846 7470A	01/31/08	KF9RJ1A2
		Dilution Factor: 1		Analysis Time..: 16:34	Analyst ID.....: 001086	
		Instrument ID..: H4		MDL.....: 0.12		
Potassium	**1180 J**	**1000**	**ug/L**	**SW846 6010B**	**01/31-02/01/08**	**KF9RJ1AX**
		Dilution Factor: 1		Analysis Time..: 13:59	Analyst ID.....: 001644	
		Instrument ID..: I5		MDL.....: 72.0		
Magnesium	**61100 J**	**1000**	**ug/L**	**SW846 6010B**	**01/31-02/01/08**	**KF9RJ1AM**
		Dilution Factor: 1		Analysis Time..: 13:59	Analyst ID.....: 001644	
		Instrument ID..: I5		MDL.....: 34.0		
Manganese	**3660 J**	**10.0**	**ug/L**	**SW846 6010B**	**01/31-02/01/08**	**KF9RJ1AN**
		Dilution Factor: 1		Analysis Time..: 13:59	Analyst ID.....: 001644	
		Instrument ID..: I5		MDL.....: 0.41		
Sodium	**8380**	**1000**	**ug/L**	**SW846 6010B**	**01/31-02/01/08**	**KF9RJ1AP**
		Dilution Factor: 1		Analysis Time..: 13:59	Analyst ID.....: 001644	
		Instrument ID..: I5		MDL.....: 590		
Nickel	ND	10.0	ug/L	SW846 6010B	01/31-02/01/08	KF9RJ1A0
		Dilution Factor: 1		Analysis Time..: 13:59	Analyst ID.....: 001644	
		Instrument ID..: I5		MDL.....: 3.2		
Lead	ND	3.0	ug/L	SW846 6010B	01/31-02/01/08	KF9RJ1AC
		Dilution Factor: 1		Analysis Time..: 13:59	Analyst ID.....: 001644	
		Instrument ID..: I5		MDL.....: 1.9		
Antimony	ND	2.0	ug/L	SW846 6020	01/31-02/07/08	KF9RJ1AJ
		Dilution Factor: 1		Analysis Time..: 12:23	Analyst ID.....: 002260	
		Instrument ID..: I8		MDL.....: 0.13		
Selenium	ND	5.0	ug/L	SW846 6010B	01/31-02/01/08	KF9RJ1AD
		Dilution Factor: 1		Analysis Time..: 13:59	Analyst ID.....: 001644	
		Instrument ID..: I5		MDL.....: 4.1		

(Continued on next page)

Environmental Quality Mgt., Inc.

Client Sample ID: FWGLL4mw-195C-0585-GF

TOTAL Metals

Lot-Sample #...: A8A300102-025 Matrix.....: WG

PARAMETER	RESULT	REPORTING LIMIT	UNITS	METHOD	PREPARATION-ANALYSIS DATE	WORK ORDER #
Thallium	**0.27 B**	**1.0**	**ug/L**	**SW846 6020**	**01/31-02/07/08**	**KF9RJ1AL**
		Dilution Factor: 1		Analysis Time..: 12:23	Analyst ID.....: 002260	
		Instrument ID..: I8		MDL.....: 0.14		
Vanadium	ND	10.0	ug/L	SW846 6010B	01/31-02/01/08	KF9RJ1A1
		Dilution Factor: 1		Analysis Time..: 13:59	Analyst ID.....: 001644	
		Instrument ID..: I5		MDL.....: 0.64		
Zinc	**7.1 B,J**	**10.0**	**ug/L**	**SW846 6020**	**01/31-02/07/08**	**KF9RJ1AK**
		Dilution Factor: 1		Analysis Time..: 12:23	Analyst ID.....: 002260	
		Instrument ID..: I8		MDL.....: 2.3		

NOTE(S):

J Method blank contamination. The associated method blank contains the target analyte at a reportable level.

B Estimated result. Result is less than RL.

Environmental Quality Mgt., Inc.

Client Sample ID: FWGLL4mw-194C-0584-GF

TOTAL Metals

Lot-Sample #...: A8A300102-027 **Matrix.....:** WG
Date Sampled...: 01/29/08 15:30 **Date Received..:** 01/30/08

PARAMETER	RESULT	REPORTING LIMIT	UNITS	METHOD	PREPARATION-ANALYSIS DATE	WORK ORDER #
Prep Batch #...: 8031017						
Silver	ND	5.0	ug/L	SW846 6010B	01/31-02/01/08	KF9RL1AQ
		Dilution Factor: 1		Analysis Time..: 14:10	Analyst ID.....: 001644	
		Instrument ID..: I5		MDL.....: 2.2		
Aluminum	ND	50.0	ug/L	SW846 6020	01/31-02/07/08	KF9RL1AE
		Dilution Factor: 1		Analysis Time..: 12:27	Analyst ID.....: 002260	
		Instrument ID..: I8		MDL.....: 19.0		
Arsenic	ND	5.0	ug/L	SW846 6010B	01/31-02/01/08	KF9RL1AA
		Dilution Factor: 1		Analysis Time..: 14:10	Analyst ID.....: 001644	
		Instrument ID..: I5		MDL.....: 3.2		
Barium	**29.6 J**	**10.0**	**ug/L**	**SW846 6010B**	**01/31-02/01/08**	**KF9RL1AR**
		Dilution Factor: 1		Analysis Time..: 14:10	Analyst ID.....: 001644	
		Instrument ID..: I5		MDL.....: 0.67		
Beryllium	ND	1.0	ug/L	SW846 6020	01/31-02/07/08	KF9RL1AF
		Dilution Factor: 1		Analysis Time..: 12:27	Analyst ID.....: 002260	
		Instrument ID..: I8		MDL.....: 0.20		
Calcium	**103000 J**	**1000**	**ug/L**	**SW846 6010B**	**01/31-02/01/08**	**KF9RL1AT**
		Dilution Factor: 1		Analysis Time..: 14:10	Analyst ID.....: 001644	
		Instrument ID..: I5		MDL.....: 130		
Cadmium	ND	0.50	ug/L	SW846 6020	01/31-02/07/08	KF9RL1AG
		Dilution Factor: 1		Analysis Time..: 12:27	Analyst ID.....: 002260	
		Instrument ID..: I8		MDL.....: 0.13		
Cobalt	ND	5.0	ug/L	SW846 6010B	01/31-02/01/08	KF9RL1AU
		Dilution Factor: 1		Analysis Time..: 14:10	Analyst ID.....: 001644	
		Instrument ID..: I5		MDL.....: 1.7		
Chromium	ND	5.0	ug/L	SW846 6010B	01/31-02/01/08	KF9RL1AV
		Dilution Factor: 1		Analysis Time..: 14:10	Analyst ID.....: 001644	
		Instrument ID..: I5		MDL.....: 2.2		
Copper	ND	5.0	ug/L	SW846 6010B	01/31-02/01/08	KF9RL1AW
		Dilution Factor: 1		Analysis Time..: 14:10	Analyst ID.....: 001644	
		Instrument ID..: I5		MDL.....: 4.5		

(Continued on next page)

Environmental Quality Mgt., Inc.

Client Sample ID: FWGLL4mw-194C-0584-GF

TOTAL Metals

Lot-Sample #...: A8A300102-027 Matrix.....: WG

PARAMETER	RESULT	REPORTING LIMIT	UNITS	METHOD	PREPARATION-ANALYSIS DATE	WORK ORDER #
Iron	**183**	**50.0**	**ug/L**	**SW846 6020**	**01/31-02/07/08**	**KF9RL1AH**
		Dilution Factor: 1		Analysis Time..: 12:27	Analyst ID.....: 002260	
		Instrument ID..: I8		MDL.....: 26.0		
Mercury	ND	0.20	ug/L	SW846 7470A	01/31/08	KF9RL1A2
		Dilution Factor: 1		Analysis Time..: 16:36	Analyst ID.....: 001086	
		Instrument ID..: H4		MDL.....: 0.12		
Potassium	**917 B,J**	**1000**	**ug/L**	**SW846 6010B**	**01/31-02/01/08**	**KF9RL1AX**
		Dilution Factor: 1		Analysis Time..: 14:10	Analyst ID.....: 001644	
		Instrument ID..: I5		MDL.....: 72.0		
Magnesium	**29900 J**	**1000**	**ug/L**	**SW846 6010B**	**01/31-02/01/08**	**KF9RL1AM**
		Dilution Factor: 1		Analysis Time..: 14:10	Analyst ID.....: 001644	
		Instrument ID..: I5		MDL.....: 34.0		
Manganese	**242 J**	**10.0**	**ug/L**	**SW846 6010B**	**01/31-02/01/08**	**KF9RL1AN**
		Dilution Factor: 1		Analysis Time..: 14:10	Analyst ID.....: 001644	
		Instrument ID..: I5		MDL.....: 0.41		
Sodium	**6780**	**1000**	**ug/L**	**SW846 6010B**	**01/31-02/01/08**	**KF9RL1AP**
		Dilution Factor: 1		Analysis Time..: 14:10	Analyst ID.....: 001644	
		Instrument ID..: I5		MDL.....: 590		
Nickel	ND	10.0	ug/L	SW846 6010B	01/31-02/01/08	KF9RL1A0
		Dilution Factor: 1		Analysis Time..: 14:10	Analyst ID.....: 001644	
		Instrument ID..: I5		MDL.....: 3.2		
Lead	ND	3.0	ug/L	SW846 6010B	01/31-02/01/08	KF9RL1AC
		Dilution Factor: 1		Analysis Time...: 14:10	Analyst ID.....: 001644	
		Instrument ID..: I5		MDL.....: 1.9		
Antimony	ND	2.0	ug/L	SW846 6020	01/31-02/07/08	KF9RL1AJ
		Dilution Factor: 1		Analysis Time..: 12:27	Analyst ID.....: 002260	
		Instrument ID..: I8		MDL.....: 0.13		
Selenium	ND	5.0	ug/L	SW846 6010B	01/31-02/01/08	KF9RL1AD
		Dilution Factor: 1		Analysis Time..: 14:10	Analyst ID.....: 001644	
		Instrument ID..: I5		MDL.....: 4.1		

(Continued on next page)

Environmental Quality Mgt., Inc.

Client Sample ID: FWGLL4mw-194C-0584-GF

TOTAL Metals

Lot-Sample #...: A8A300102-027 **Matrix.....:** WG

PARAMETER	RESULT	REPORTING LIMIT	UNITS	METHOD	PREPARATION-ANALYSIS DATE	WORK ORDER #
Thallium	**0.15 B**	**1.0**	**ug/L**	**SW846 6020**	**01/31-02/07/08**	**KF9RL1AL**
		Dilution Factor: 1		Analysis Time..: 12:27	Analyst ID.....: 002260	
		Instrument ID..: I8		MDL.....: 0.14		
Vanadium	ND	10.0	ug/L	SW846 6010B	01/31-02/01/08	KF9RL1A1
		Dilution Factor: 1		Analysis Time..: 14:10	Analyst ID.....: 001644	
		Instrument ID..: I5		MDL.....: 0.64		
Zinc	**3.2 B,J**	**10.0**	**ug/L**	**SW846 6020**	**01/31-02/07/08**	**KF9RL1AK**
		Dilution Factor: 1		Analysis Time..: 12:27	Analyst ID.....: 002260	
		Instrument ID..: I8		MDL.....: 2.3		

NOTE(S):

J Method blank contamination. The associated method blank contains the target analyte at a reportable level.

B Estimated result. Result is less than RL.

METHOD BLANK REPORT

TOTAL Metals

Client Lot #...: A8A300102 **Matrix.....:** WATER

PARAMETER	RESULT	REPORTING LIMIT	UNITS	METHOD	PREPARATION-ANALYSIS DATE	WORK ORDER #
MB Lot-Sample #: A8A310000-017 **Prep Batch #...:** 8031017						
Aluminum	ND	50.0	ug/L	SW846 6020	01/31-02/07/08	KGCH21AA
		Dilution Factor: 1				
		Analysis Time..: 10:53		Analyst ID.....: 002260	Instrument ID..: I8	
Antimony	ND	2.0	ug/L	SW846 6020	01/31-02/07/08	KGCH21AF
		Dilution Factor: 1				
		Analysis Time..: 10:53		Analyst ID.....: 002260	Instrument ID..: I8	
Arsenic	ND	5.0	ug/L	SW846 6010B	01/31-02/01/08	KGCH21AJ
		Dilution Factor: 1				
		Analysis Time..: 12:05		Analyst ID.....: 001644	Instrument ID..: I5	
Barium	**0.93 B**	**10.0**	**ug/L**	**SW846 6010B**	**01/31-02/01/08**	**KGCH21AN**
		Dilution Factor: 1				
		Analysis Time..: 12:05		Analyst ID.....: 001644	Instrument ID..: I5	
Beryllium	ND	1.0	ug/L	SW846 6020	01/31-02/07/08	KGCH21AC
		Dilution Factor: 1				
		Analysis Time..: 10:53		Analyst ID.....: 002260	Instrument ID..: I8	
Cadmium	ND	0.50	ug/L	SW846 6020	01/31-02/07/08	KGCH21AD
		Dilution Factor: 1				
		Analysis Time..: 10:53		Analyst ID.....: 002260	Instrument ID..: I8	
Calcium	**710 B**	**1000**	**ug/L**	**SW846 6010B**	**01/31-02/01/08**	**KGCH21AP**
		Dilution Factor: 1				
		Analysis Time..: 12:05		Analyst ID.....: 001644	Instrument ID..: I5	
Chromium	ND	5.0	ug/L	SW846 6010B	01/31-02/01/08	KGCH21AR
		Dilution Factor: 1				
		Analysis Time..: 12:05		Analyst ID.....: 001644	Instrument ID..: I5	
Cobalt	ND	5.0	ug/L	SW846 6010B	01/31-02/01/08	KGCH21AQ
		Dilution Factor: 1				
		Analysis Time..: 12:05		Analyst ID.....: 001644	Instrument ID..: I5	
Copper	ND	5.0	ug/L	SW846 6010B	01/31-02/01/08	KGCH21AT
		Dilution Factor: 1				
		Analysis Time..: 12:05		Analyst ID.....: 001644	Instrument ID..: I5	
Iron	ND	50.0	ug/L	SW846 6020	01/31-02/07/08	KGCH21AE
		Dilution Factor: 1				
		Analysis Time..: 10:53		Analyst ID.....: 002260	Instrument ID..: I8	

(Continued on next page)

METHOD BLANK REPORT

TOTAL Metals

Client Lot #...: A8A300102 **Matrix.....:** WATER

PARAMETER	RESULT	REPORTING LIMIT	UNITS	METHOD	PREPARATION-ANALYSIS DATE	WORK ORDER #
Lead	ND	3.0	ug/L	SW846 6010B	01/31-02/01/08	KGCH21AK
		Dilution Factor: 1				
		Analysis Time..: 12:05		Analyst ID.....: 001644	Instrument ID..: I5	
Magnesium	**67.8 B**	**1000**	**ug/L**	**SW846 6010B**	**01/31-02/01/08**	**KGCH21AV**
		Dilution Factor: 1				
		Analysis Time..: 12:05		Analyst ID.....: 001644	Instrument ID..: I5	
Manganese	**0.56 B**	**10.0**	**ug/L**	**SW846 6010B**	**01/31-02/01/08**	**KGCH21AW**
		Dilution Factor: 1				
		Analysis Time..: 12:05		Analyst ID.....: 001644	Instrument ID..: I5	
Mercury	ND	0.20	ug/L	SW846 7470A	01/31/08	KGCH21A2
		Dilution Factor: 1				
		Analysis Time..: 16:10		Analyst ID.....: 001086	Instrument ID..: H4	
Nickel	ND	10.0	ug/L	SW846 6010B	01/31-02/01/08	KGCH21A0
		Dilution Factor: 1				
		Analysis Time..: 12:05		Analyst ID.....: 001644	Instrument ID..: I5	
Potassium	**174 B**	**1000**	**ug/L**	**SW846 6010B**	**01/31-02/01/08**	**KGCH21AU**
		Dilution Factor: 1				
		Analysis Time..: 12:05		Analyst ID.....: 001644	Instrument ID..: I5	
Selenium	ND	5.0	ug/L	SW846 6010B	01/31-02/01/08	KGCH21AL
		Dilution Factor: 1				
		Analysis Time..: 12:05		Analyst ID.....: 001644	Instrument ID..: I5	
Silver	ND	5.0	ug/L	SW846 6010B	01/31-02/01/08	KGCH21AM
		Dilution Factor: 1				
		Analysis Time..: 12:05		Analyst ID.....: 001644	Instrument ID..: I5	
Sodium	ND	1000	ug/L	SW846 6010B	01/31-02/01/08	KGCH21AX
		Dilution Factor: 1				
		Analysis Time..: 12:05		Analyst ID.....: 001644	Instrument ID..: I5	
Thallium	ND	1.0	ug/L	SW846 6020	01/31-02/07/08	KGCH21AH
		Dilution Factor: 1				
		Analysis Time..: 10:53		Analyst ID.....: 002260	Instrument ID..: I8	
Vanadium	ND	10.0	ug/L	SW846 6010B	01/31-02/01/08	KGCH21A1
		Dilution Factor: 1				
		Analysis Time..: 12:05		Analyst ID.....: 001644	Instrument ID..: I5	
Zinc	**10.1**	**10.0**	**ug/L**	**SW846 6020**	**01/31-02/07/08**	**KGCH21AG**
		Dilution Factor: 1				
		Analysis Time..: 10:53		Analyst ID.....: 002260	Instrument ID..: I8	

(Continued on next page)

METHOD BLANK REPORT

TOTAL Metals

Client Lot #...: A8A300102 Matrix.....: WATER

NOTE(S):

Calculations are performed before rounding to avoid round-off errors in calculated results.

B Estimated result. Result is less than RL.

LABORATORY CONTROL SAMPLE EVALUATION REPORT

TOTAL Metals

Client Lot #...: A8A300102 **Matrix.....:** WATER

PARAMETER	PERCENT RECOVERY	RECOVERY LIMITS	METHOD	PREPARATION-ANALYSIS DATE	WORK ORDER #
LCS Lot-Sample#: A8A310000-017 **Prep Batch #...:** 8031017					
Aluminum	103	(80 - 120)	SW846 6020	01/31-02/07/08	KGCH21A3
		Dilution Factor: 1	Analysis Time..: 10:57	Analyst ID.....: 002260	
		Instrument ID..: I8			
Beryllium	114	(80 - 120)	SW846 6020	01/31-02/07/08	KGCH21A4
		Dilution Factor: 1	Analysis Time..: 10:57	Analyst ID.....: 002260	
		Instrument ID..: I8			
Cadmium	112	(80 - 120)	SW846 6020	01/31-02/07/08	KGCH21A5
		Dilution Factor: 1	Analysis Time..: 10:57	Analyst ID.....: 002260	
		Instrument ID..: I8			
Iron	112	(80 - 120)	SW846 6020	01/31-02/07/08	KGCH21A6
		Dilution Factor: 1	Analysis Time..: 10:57	Analyst ID.....: 002260	
		Instrument ID..: I8			
Antimony	106	(80 - 120)	SW846 6020	01/31-02/07/08	KGCH21A7
		Dilution Factor: 1	Analysis Time..: 10:57	Analyst ID.....: 002260	
		Instrument ID..: I8			
Zinc	118	(80 - 120)	SW846 6020	01/31-02/07/08	KGCH21A8
		Dilution Factor: 1	Analysis Time..: 10:57	Analyst ID.....: 002260	
		Instrument ID..: I8			
Thallium	107	(80 - 120)	SW846 6020	01/31-02/07/08	KGCH21A9
		Dilution Factor: 1	Analysis Time..: 10:57	Analyst ID.....: 002260	
		Instrument ID..: I8			
Arsenic	84	(80 - 120)	SW846 6010B	01/31-02/01/08	KGCH21CA
		Dilution Factor: 1	Analysis Time..: 12:10	Analyst ID.....: 001644	
		Instrument ID..: I5			
Lead	87	(80 - 120)	SW846 6010B	01/31-02/01/08	KGCH21CC
		Dilution Factor: 1	Analysis Time..: 12:10	Analyst ID.....: 001644	
		Instrument ID..: I5			
Selenium	94	(80 - 120)	SW846 6010B	01/31-02/01/08	KGCH21CD
		Dilution Factor: 1	Analysis Time..: 12:10	Analyst ID.....: 001644	
		Instrument ID..: I5			

(Continued on next page)

LABORATORY CONTROL SAMPLE EVALUATION REPORT

TOTAL Metals

Client Lot #...: A8A300102 **Matrix.....:** WATER

PARAMETER	PERCENT RECOVERY	RECOVERY LIMITS	METHOD	PREPARATION-ANALYSIS DATE	WORK ORDER #
Silver	106	(80 - 120)	SW846 6010B	01/31-02/01/08	KGCH21CE
		Dilution Factor: 1	Analysis Time..: 12:10	Analyst ID.....: 001644	
		Instrument ID..: I5			
Barium	93	(80 - 120)	SW846 6010B	01/31-02/01/08	KGCH21CF
		Dilution Factor: 1	Analysis Time..: 12:10	Analyst ID.....: 001644	
		Instrument ID..: I5			
Calcium	91	(80 - 120)	SW846 6010B	01/31-02/01/08	KGCH21CG
		Dilution Factor: 1	Analysis Time..: 12:10	Analyst ID.....: 001644	
		Instrument ID..: I5			
Cobalt	90	(80 - 120)	SW846 6010B	01/31-02/01/08	KGCH21CH
		Dilution Factor: 1	Analysis Time..: 12:10	Analyst ID.....: 001644	
		Instrument ID..: I5			
Chromium	91	(80 - 120)	SW846 6010B	01/31-02/01/08	KGCH21CJ
		Dilution Factor: 1	Analysis Time..: 12:10	Analyst ID.....: 001644	
		Instrument ID..: I5			
Copper	92	(80 - 120)	SW846 6010B	01/31-02/01/08	KGCH21CK
		Dilution Factor: 1	Analysis Time..: 12:10	Analyst ID.....: 001644	
		Instrument ID..: I5			
Potassium	93	(80 - 120)	SW846 6010B	01/31-02/01/08	KGCH21CL
		Dilution Factor: 1	Analysis Time..: 12:10	Analyst ID.....: 001644	
		Instrument ID..: I5			
Magnesium	92	(80 - 120)	SW846 6010B	01/31-02/01/08	KGCH21CM
		Dilution Factor: 1	Analysis Time..: 12:10	Analyst ID.....: 001644	
		Instrument ID..: I5			
Manganese	95	(80 - 120)	SW846 6010B	01/31-02/01/08	KGCH21CN
		Dilution Factor: 1	Analysis Time..: 12:10	Analyst ID.....: 001644	
		Instrument ID..: I5			
Sodium	94	(80 - 120)	SW846 6010B	01/31-02/01/08	KGCH21CP
		Dilution Factor: 1	Analysis Time..: 12:10	Analyst ID.....: 001644	
		Instrument ID..: I5			
Nickel	85	(80 - 120)	SW846 6010B	01/31-02/01/08	KGCH21CQ
		Dilution Factor: 1	Analysis Time..: 12:10	Analyst ID.....: 001644	
		Instrument ID..: I5			

(Continued on next page)

LABORATORY CONTROL SAMPLE EVALUATION REPORT

TOTAL Metals

Client Lot #...: A8A300102 **Matrix.....:** WATER

PARAMETER	PERCENT RECOVERY	RECOVERY LIMITS	METHOD	PREPARATION-ANALYSIS DATE	WORK ORDER #
Vanadium	93	(80 - 120)	SW846 6010B	01/31-02/01/08	KGCH21CR
		Dilution Factor: 1	Analysis Time..: 12:10		Analyst ID.....: 001644
		Instrument ID..: I5			
Mercury	97	(80 - 120)	SW846 7470A	01/31/08	KGCH21CT
		Dilution Factor: 1	Analysis Time..: 16:11		Analyst ID.....: 001086
		Instrument ID..: H4			

NOTE(S):

Calculations are performed before rounding to avoid round-off errors in calculated results.

MATRIX SPIKE SAMPLE EVALUATION REPORT

TOTAL Metals

Client Lot #...: A8A300102 **Matrix.....:** WG
Date Sampled...: 01/29/08 09:20 **Date Received..:** 01/30/08

PARAMETER	PERCENT RECOVERY	RECOVERY LIMITS	METHOD	PREPARATION-ANALYSIS DATE	WORK ORDER #
MS Lot-Sample #: A8A300102-002 **Prep Batch #...:** 8031017					
Aluminum	101	(75 - 125)	SW846 6020	01/31-02/07/08	KF9QP1AC
		Dilution Factor: 1	Analysis Time..: 11:03	Instrument ID..: I8	
		Analyst ID.....: 002260			
Antimony	108	(75 - 125)	SW846 6020	01/31-02/07/08	KF9QP1AQ
		Dilution Factor: 1	Analysis Time..: 11:03	Instrument ID..: I8	
		Analyst ID.....: 002260			
Arsenic	95	(75 - 125)	SW846 6010B	01/31-02/01/08	KF9QP1A2
		Dilution Factor: 1	Analysis Time..: 12:16	Instrument ID..: I5	
		Analyst ID.....: 001644			
Barium	105	(75 - 125)	SW846 6010B	01/31-02/01/08	KF9QP1CF
		Dilution Factor: 1	Analysis Time..: 12:16	Instrument ID..: I5	
		Analyst ID.....: 001644			
Beryllium	119	(75 - 125)	SW846 6020	01/31-02/07/08	KF9QP1AF
		Dilution Factor: 1	Analysis Time..: 11:03	Instrument ID..: I8	
		Analyst ID.....: 002260			
Cadmium	112	(75 - 125)	SW846 6020	01/31-02/07/08	KF9QP1AJ
		Dilution Factor: 1	Analysis Time..: 11:03	Instrument ID..: I8	
		Analyst ID.....: 002260			
Calcium	104	(75 - 125)	SW846 6010B	01/31-02/01/08	KF9QP1CJ
		Dilution Factor: 1	Analysis Time..: 12:16	Instrument ID..: I5	
		Analyst ID.....: 001644			
Chromium	103	(75 - 125)	SW846 6010B	01/31-02/01/08	KF9QP1CQ
		Dilution Factor: 1	Analysis Time..: 12:16	Instrument ID..: I5	
		Analyst ID.....: 001644			
Cobalt	102	(75 - 125)	SW846 6010B	01/31-02/01/08	KF9QP1CM
		Dilution Factor: 1	Analysis Time..: 12:16	Instrument ID..: I5	
		Analyst ID.....: 001644			
Copper	104	(75 - 125)	SW846 6010B	01/31-02/01/08	KF9QP1CU
		Dilution Factor: 1	Analysis Time..: 12:16	Instrument ID..: I5	
		Analyst ID.....: 001644			

(Continued on next page)

MATRIX SPIKE SAMPLE EVALUATION REPORT

TOTAL Metals

Client Lot #...: A8A300102 **Matrix.....:** WG
Date Sampled...: 01/29/08 09:20 **Date Received..:** 01/30/08

PARAMETER	PERCENT RECOVERY	RECOVERY LIMITS	METHOD	PREPARATION-ANALYSIS DATE	WORK ORDER #
Iron	119	(75 - 125)	SW846 6020	01/31-02/07/08	KF9QP1AM
		Dilution Factor: 1	Analysis Time..: 11:03	Instrument ID..: I8	
		Analyst ID.....: 002260			
Lead	97	(75 - 125)	SW846 6010B	01/31-02/01/08	KF9QP1A5
		Dilution Factor: 1	Analysis Time..: 12:16	Instrument ID..: I5	
		Analyst ID.....: 001644			
Magnesium	108	(75 - 125)	SW846 6010B	01/31-02/01/08	KF9QP1C2
		Dilution Factor: 1	Analysis Time..: 12:16	Instrument ID..: I5	
		Analyst ID.....: 001644			
Manganese	109	(75 - 125)	SW846 6010B	01/31-02/01/08	KF9QP1C5
		Dilution Factor: 1	Analysis Time..: 12:16	Instrument ID..: I5	
		Analyst ID.....: 001644			
Mercury	113	(80 - 120)	SW846 7470A	01/31/08	KF9QP1DJ
		Dilution Factor: 1	Analysis Time..: 16:18	Instrument ID..: H4	
		Analyst ID.....: 001086			
Nickel	97	(75 - 125)	SW846 6010B	01/31-02/01/08	KF9QP1DC
		Dilution Factor: 1	Analysis Time..: 12:16	Instrument ID..: I5	
		Analyst ID.....: 001644			
Potassium	108	(75 - 125)	SW846 6010B	01/31-02/01/08	KF9QP1CX
		Dilution Factor: 1	Analysis Time..: 12:16	Instrument ID..: I5	
		Analyst ID.....: 001644			
Selenium	105	(75 - 125)	SW846 6010B	01/31-02/01/08	KF9QP1A8
		Dilution Factor: 1	Analysis Time..: 12:16	Instrument ID..: I5	
		Analyst ID.....: 001644			
Silver	120	(75 - 125)	SW846 6010B	01/31-02/01/08	KF9QP1CC
		Dilution Factor: 1	Analysis Time..: 12:16	Instrument ID..: I5	
		Analyst ID.....: 001644			
Sodium	107	(75 - 125)	SW846 6010B	01/31-02/01/08	KF9QP1C8
		Dilution Factor: 1	Analysis Time..: 12:16	Instrument ID..: I5	
		Analyst ID.....: 001644			
Thallium	108	(75 - 125)	SW846 6020	01/31-02/07/08	KF9QP1AX
		Dilution Factor: 1	Analysis Time..: 11:03	Instrument ID..: I8	
		Analyst ID.....: 002260			

(Continued on next page)

MATRIX SPIKE SAMPLE EVALUATION REPORT

TOTAL Metals

Client Lot #...: A8A300102 **Matrix.....:** WG
Date Sampled...: 01/29/08 09:20 **Date Received..:** 01/30/08

PARAMETER	PERCENT RECOVERY	RECOVERY LIMITS	METHOD	PREPARATION-ANALYSIS DATE	WORK ORDER #
Vanadium	105	(75 - 125)	SW846 6010B	01/31-02/01/08	KF9QP1DF
		Dilution Factor: 1	Analysis Time..: 12:16		Instrument ID..: I5
		Analyst ID.....: 001644			
Zinc	111	(75 - 125)	SW846 6020	01/31-02/07/08	KF9QP1AU
		Dilution Factor: 1	Analysis Time..: 11:03		Instrument ID..: I8
		Analyst ID.....: 002260			

NOTE(S):

Calculations are performed before rounding to avoid round-off errors in calculated results.

SAMPLE DUPLICATE EVALUATION REPORT

Metals

Client Lot #...: A8A300102 **Work Order #...:** KF9QP-SMP KF9QP-DUP **Matrix.....:** WG

Date Sampled...: 01/29/08 09:20 **Date Received..:** 01/30/08

PARAM	RESULT	DUPLICATE RESULT	UNITS	RPD	RPD LIMIT	METHOD	PREPARATION-ANALYSIS DATE	PREP BATCH #
Silver						SD Lot-Sample #: A8A300102-002		
	ND	ND	ug/L	0	(0-20)	SW846 6010B	01/31-02/01/08	8031017
		Dilution Factor: 1				Analysis Time..: 12:16	Analyst ID.....: 001644	
		Instrument ID..: I5						
Aluminum						SD Lot-Sample #: A8A300102-002		
	ND	ND	ug/L	0	(0-20)	SW846 6020	01/31-02/07/08	8031017
		Dilution Factor: 1				Analysis Time..: 11:03	Analyst ID.....: 002260	
		Instrument ID..: I8						
Arsenic						SD Lot-Sample #: A8A300102-002		
	ND	ND	ug/L	0	(0-20)	SW846 6010B	01/31-02/01/08	8031017
		Dilution Factor: 1				Analysis Time..: 12:16	Analyst ID.....: 001644	
		Instrument ID..: I5						
Barium						SD Lot-Sample #: A8A300102-002		
	28.2 J	29.3	ug/L	3.8	(0-20)	SW846 6010B	01/31-02/01/08	8031017
		Dilution Factor: 1				Analysis Time..: 12:16	Analyst ID.....: 001644	
		Instrument ID..: I5						
Beryllium						SD Lot-Sample #: A8A300102-002		
	ND	ND	ug/L	0	(0-20)	SW846 6020	01/31-02/07/08	8031017
		Dilution Factor: 1				Analysis Time..: 11:03	Analyst ID.....: 002260	
		Instrument ID..: I8						
Calcium						SD Lot-Sample #: A8A300102-002		
	55800 J	57300	ug/L	2.6	(0-20)	SW846 6010B	01/31-02/01/08	8031017
		Dilution Factor: 1				Analysis Time..: 12:16	Analyst ID.....: 001644	
		Instrument ID..: I5						
Cadmium						SD Lot-Sample #: A8A300102-002		
	ND	ND	ug/L	0	(0-20)	SW846 6020	01/31-02/07/08	8031017
		Dilution Factor: 1				Analysis Time..: 11:03	Analyst ID.....: 002260	
		Instrument ID..: I8						
Cobalt						SD Lot-Sample #: A8A300102-002		
	ND	ND	ug/L	0	(0-20)	SW846 6010B	01/31-02/01/08	8031017
		Dilution Factor: 1				Analysis Time..: 12:16	Analyst ID.....: 001644	
		Instrument ID..: I5						
Chromium						SD Lot-Sample #: A8A300102-002		
	ND	ND	ug/L	0	(0-20)	SW846 6010B	01/31-02/01/08	8031017
		Dilution Factor: 1				Analysis Time..: 12:16	Analyst ID.....: 001644	
		Instrument ID..: I5						

(Continued on next page)

SAMPLE DUPLICATE EVALUATION REPORT

Metals

Lot-Sample #...: A8A300102-000 **Work Order #...:** KF9QP-SMP KF9QP-DUP **Matrix.....:** WG

PARAM	RESULT	DUPLICATE RESULT	UNITS	RPD	RPD LIMIT	METHOD	PREPARATION-ANALYSIS DATE	PREP BATCH #
Copper						SD Lot-Sample #: A8A300102-002		
	ND	ND	ug/L	0	(0-20)	SW846 6010B	01/31-02/01/08	8031017
		Dilution Factor: 1				Analysis Time..: 12:16	Analyst ID.....: 001644	
		Instrument ID..: I5						
Iron						SD Lot-Sample #: A8A300102-002		
	292	303	ug/L	3.6	(0-20)	SW846 6020	01/31-02/07/08	8031017
		Dilution Factor: 1				Analysis Time..: 11:03	Analyst ID.....: 002260	
		Instrument ID..: I8						
Mercury						SD Lot-Sample #: A8A300102-002		
	ND	ND	ug/L	0	(0-20)	SW846 7470A	01/31/08	8031017
		Dilution Factor: 1				Analysis Time..: 16:18	Analyst ID.....: 001086	
		Instrument ID..: H4						
Potassium						SD Lot-Sample #: A8A300102-002		
	4350 J	4510	ug/L	3.6	(0-20)	SW846 6010B	01/31-02/01/08	8031017
		Dilution Factor: 1				Analysis Time..: 12:16	Analyst ID.....: 001644	
		Instrument ID..: I5						
Magnesium						SD Lot-Sample #: A8A300102-002		
	36200 J	37200	ug/L	2.6	(0-20)	SW846 6010B	01/31-02/01/08	8031017
		Dilution Factor: 1				Analysis Time..: 12:16	Analyst ID.....: 001644	
		Instrument ID..: I5						
Manganese						SD Lot-Sample #: A8A300102-002		
	458 J	473	ug/L	3.2	(0-20)	SW846 6010B	01/31-02/01/08	8031017
		Dilution Factor: 1				Analysis Time..: 12:16	Analyst ID.....: 001644	
		Instrument ID..: I5						
Sodium						SD Lot-Sample #: A8A300102-002		
	8180	8500	ug/L	3.9	(0-20)	SW846 6010B	01/31-02/01/08	8031017
		Dilution Factor: 1				Analysis Time..: 12:16	Analyst ID.....: 001644	
		Instrument ID..: I5						
Nickel						SD Lot-Sample #: A8A300102-002		
	6.1 B	5.4 B	ug/L	11	(0-20)	SW846 6010B	01/31-02/01/08	8031017
		Dilution Factor: 1				Analysis Time..: 12:16	Analyst ID.....: 001644	
		Instrument ID..: I5						
Lead						SD Lot-Sample #: A8A300102-002		
	ND	ND	ug/L	0	(0-20)	SW846 6010B	01/31-02/01/08	8031017
		Dilution Factor: 1				Analysis Time..: 12:16	Analyst ID.....: 001644	
		Instrument ID..: I5						

(Continued on next page)

SAMPLE DUPLICATE EVALUATION REPORT

Metals

Lot-Sample #...: A8A300102-000 **Work Order #...:** KF9QP-SMP KF9QP-DUP **Matrix.....:** WG

PARAM	RESULT	DUPLICATE RESULT	UNITS	RPD	RPD LIMIT	METHOD	PREPARATION-ANALYSIS DATE	PREP BATCH #
Antimony						SD Lot-Sample #: A8A300102-002		
	ND	ND	ug/L	0	(0-20)	SW846 6020	01/31-02/07/08	8031017
			Dilution Factor: 1			Analysis Time..: 11:03	Analyst ID.....: 002260	
			Instrument ID..: I8					
Selenium						SD Lot-Sample #: A8A300102-002		
	ND	ND	ug/L	0	(0-20)	SW846 6010B	01/31-02/01/08	8031017
			Dilution Factor: 1			Analysis Time..: 12:16	Analyst ID.....: 001644	
			Instrument ID..: I5					
Thallium						SD Lot-Sample #: A8A300102-002		
	ND	ND	ug/L	0	(0-20)	SW846 6020	01/31-02/07/08	8031017
			Dilution Factor: 1			Analysis Time..: 11:03	Analyst ID.....: 002260	
			Instrument ID..: I8					
Vanadium						SD Lot-Sample #: A8A300102-002		
	ND	ND	ug/L	0	(0-20)	SW846 6010B	01/31-02/01/08	8031017
			Dilution Factor: 1			Analysis Time..: 12:16	Analyst ID.....: 001644	
			Instrument ID..: I5					
Zinc						SD Lot-Sample #: A8A300102-002		
	8.1 B,J	9.0 B	ug/L	10	(0-20)	SW846 6020	01/31-02/07/08	8031017
			Dilution Factor: 1			Analysis Time..: 11:03	Analyst ID.....: 002260	
			Instrument ID..: I8					

NOTE(S):

Calculations are performed before rounding to avoid round-off errors in calculated results.

J Method blank contamination. The associated method blank contains the target analyte at a reportable level.

B Estimated result. Result is less than RL.

Quarterly MDL Check

ICP/Hg

	MDL ug/L	MDL Check Conc., ug/L	Check Recovery?					
			Analysis Date	I5 Trace ICP		Analysis Date	I6 Trace ICP	
				Y	N		Y	N
Ag	2.2	5	12/04/07	X		11/01/07	X	
Al	97	200	12/04/07	X		11/01/07	X	
As	3.2	15	12/04/07	X		11/01/07	X	
B	34	40	12/04/07	X		11/01/07	X	
Ba	0.67	2	12/04/07	X		11/01/07	X	
Be	0.46	1	12/04/07	X		11/01/07	X	
Ca	130	250	12/04/07	X		11/01/07	X	
Cd	0.66	1	12/04/07	X		11/01/07	X	
Co	1.7	5	12/04/07	X		11/01/07	X	
Cr	2.2	5	12/04/07	X		11/01/07	X	
Cu	4.5	15	12/04/07	X		11/01/07	X	
Fe	81	300	12/04/07	X		11/01/07	X	
K	72	250	12/04/07	X		11/01/07	X	
Mg	34	250	12/04/07	X		11/01/07	X	
Mn	0.41	0.75	12/04/07	X		11/01/07	X	
Mo	1.3	2	12/04/07	X		11/01/07	X	
Na	590	1000	12/04/07	X		11/01/07	X	
Ni	3.2	5	12/04/07	X		11/01/07	X	
Pb	1.9	2	12/04/07	X		11/01/07	X	
Sb	1.8	2	12/04/07	X		11/01/07	X	
Se	4.1	4	12/04/07	X		11/01/07	X	
Sn	3.3	5	12/04/07	X		11/01/07	X	
Ti	5.3	2.5	12/04/07	X		-	-	
Tl	4.7	15	12/04/07	X		11/01/07	X	
V	0.64	1.4	12/04/07	X		11/01/07	X	
Zn	5	8	12/04/07	X		11/01/07	X	
Hg H1	0.12	0.2	12/06/07	X				
Hg H4	0.12	0.2	11/30/07	X				

N:\Metals\MDL\MDL Check Worksheet, rev. 11/19/01

Quarterly MDL Check

ICPMS

Element	MDL ug/L	MDL Check Conc., ug/L	Check Recovery?		
			Analysis Date	I8 ICPMS	
				Y	N
Be	.2	.2	01/31/08	X	
Al	19	30	01/31/08	X	
V	0.44	0.5	01/31/08	X	
Cr	0.71	1	01/31/08	X	
Mn	0.83	0.5	01/31/08	X	
Fe	26	50	01/31/08	X	
Co	.058	0.5	01/31/08	X	
Ni	.2	0.2	01/31/08	X	
Cu	.29	0.4	01/31/08	X	
Zn	2.3	2.5	01/31/08	X	
As	.4	0.5	01/31/08	X	
Se	1.2	1	01/31/08	X	
Ag	.08	0.1	01/31/08	X	
Cd	.13	.2	01/31/08	X	
Sb	.13	0.2	01/31/08	X	
Ba	.19				
Tl	.14	0.2	01/31/08	X	
Pb	.18	0.25	01/31/08	X	

```
:       Instrument Upload                                    Run Log - Page  1 :
:       Started Fri Feb  1 06:32:14 2008 by LISTM                              :
:       Data File: UPL$CAN_DATA_ROOT:<LHG>HG40131C.PRN;1                       :
```

#	WorkOrder	Dilution	Date	Time	Batch	Lot	Instrument
1	WATER	1	01-FEB-2008				H4
2	STD01REP1	1	31-JAN-2008	10:14:41			H4
3	STD02REP1	1	31-JAN-2008	10:16:01			H4
4	STD03REP1	1	31-JAN-2008	10:17:15			H4
5	STD04REP1	1	31-JAN-2008	10:18:31			H4
6	STD05REP1	1	31-JAN-2008	10:19:44			H4
7	STD06REP1	1	31-JAN-2008	10:21:28			H4
8	CK2ICV	1	31-JAN-2008	10:22:56			H4
9	CK3ICB	1	31-JAN-2008	10:24:32			H4
10	CK4CRA\MRL	1	31-JAN-2008	10:25:56			H4
11	CK6CCV	1	31-JAN-2008	10:28:07			H4
12	CK5CCB	1	31-JAN-2008	10:29:21			H4
13	KF8JRBT	1	31-JAN-2008	10:31:05	8030016	A8A290000	H4
14	KF9NVBT	1	31-JAN-2008	10:32:18	8030016	A8A300000	H4
15	KF9NVCT	1	31-JAN-2008	10:33:42	8030016	A8A300000	H4
16	KFXJ8T	1	31-JAN-2008	10:35:54	8030016	A8A220214	H4
17	KFXKET	1	31-JAN-2008	10:37:18	8030016	A8A220214	H4
18	KFXKETS	1	31-JAN-2008	10:38:45	8030016	A8A220214	H4
19	KFXKETD	1	31-JAN-2008	10:40:03	8030016	A8A220214	H4
20	KFXKGT	1	31-JAN-2008	10:41:43	8030016	A8A220214	H4
21	KFXKRT	1	31-JAN-2008	10:43:36	8030016	A8A220214	H4
22	KFXKTT	1	31-JAN-2008	10:44:51	8030016	A8A220214	H4
23	CK6CCV	1	31-JAN-2008	10:46:45			H4
24	CK5CCB	1	31-JAN-2008	10:48:11			H4
25	KFXKVT	1	31-JAN-2008	10:49:26	8030016	A8A220214	H4
26	KFXKWT	1	31-JAN-2008	10:50:49	8030016	A8A220214	H4
27	KF9NPB	1	31-JAN-2008	10:52:52	8030014	A8A300000	H4
28	KF9NPC	1	31-JAN-2008	10:54:05	8030014	A8A300000	H4
29	KF80T	1	31-JAN-2008	10:55:23	8030014	A8A290205	H4
30	KF8D5	1	31-JAN-2008	10:56:38	8030014	A8A290143	H4
31	KF8D5S	1	31-JAN-2008	10:57:53	8030014	A8A290143	H4
32	KF8D5D	1	31-JAN-2008	10:59:10	8030014	A8A290143	H4
33	KF8EG	1	31-JAN-2008	11:00:24	8030014	A8A290143	H4
34	KF8EJ	1	31-JAN-2008	11:01:38	8030014	A8A290143	H4
35	CK6CCV	1	31-JAN-2008	11:02:54			H4
36	CK5CCB	1	31-JAN-2008	11:04:11			H4
37	KF8EM	1	31-JAN-2008	11:05:44	8030014	A8A290143	H4
38	KF81N	1	31-JAN-2008	11:07:11	8030014	A8A290213	H4
39	KF82Q	1	31-JAN-2008	11:08:44	8030014	A8A290213	H4
40	KF9NRB	1	31-JAN-2008	11:09:59	8030015	A8A300000	H4
41	KF9NRC	1	31-JAN-2008	11:11:28	8030015	A8A300000	H4
42	KF7W0	1	31-JAN-2008	11:13:16	8030015	A8A290102	H4
43	KF7W3	1	31-JAN-2008	11:14:32	8030015	A8A290102	H4
44	KF7W5	1	31-JAN-2008	11:15:50	8030015	A8A290102	H4

---------- (continued) ----------

#	WorkOrder	Dilution	Date	Time	Batch	Lot	Instrument
45	KF7W7	1	31-JAN-2008	11:17:07	8030015	A8A290102	H4
46	KF7WP	1	31-JAN-2008	11:18:42	8030015	A8A290102	H4
47	CK6CCV	1	31-JAN-2008	11:20:00			H4
48	CK5CCB	1	31-JAN-2008	11:21:28			H4
49	KF7WT	1	31-JAN-2008	11:22:43	8030015	A8A290102	H4
50	KF7XC	1	31-JAN-2008	11:24:10	8030015	A8A290102	H4
51	KF7XF	1	31-JAN-2008	11:25:26	8030015	A8A290102	H4
52	KF7XJ	1	31-JAN-2008	11:26:40	8030015	A8A290102	H4
53	KF7XN	1	31-JAN-2008	11:28:04	8030015	A8A290102	H4
54	KF7XT	1	31-JAN-2008	11:29:27	8030015	A8A290102	H4
55	KF7XTX	1	31-JAN-2008	11:30:57	8030015	A8A290102	H4
56	KF7XTS	1	31-JAN-2008	11:32:15	8030015	A8A290102	H4
57	CK6CCV	1	31-JAN-2008	11:33:33			H4
58	CK5CCB	1	31-JAN-2008	11:34:46			H4
59	CK6CCV	1	31-JAN-2008	14:55:12			H4
60	CK5CCB	1	31-JAN-2008	14:56:40			H4
61	KGA0NBT	1	31-JAN-2008	14:58:05	8031019	A8A300000	H4
62	KGCH6BT	1	31-JAN-2008	14:59:38	8031019	A8A310000	H4
63	KGCH6CT	1	31-JAN-2008	15:01:20	8031019	A8A310000	H4
64	KF66NT	1	31-JAN-2008	15:02:38	8031019	A8A280120	H4
65	KF8F3T	1	31-JAN-2008	15:03:54	8031019	A8A290152	H4
66	KF9X3T	1	31-JAN-2008	15:05:12	8031019	A8A300114	H4
67	KF9X6T	1	31-JAN-2008	15:06:32	8031019	A8A300114	H4
68	KF9X9T	1	31-JAN-2008	15:07:56	8031019	A8A300114	H4
69	KF4M1T	1	31-JAN-2008	15:09:30	8031019	A8A250128	H4
70	KF4M3T	1	31-JAN-2008	15:10:45	8031019	A8A250128	H4
71	CK6CCV	1	31-JAN-2008	15:12:10			H4
72	CK5CCB	1	31-JAN-2008	15:13:24			H4
73	KF4M4T	1	31-JAN-2008	15:14:59	8031019	A8A250128	H4
74	KF4M5T	1	31-JAN-2008	15:16:18	8031019	A8A250128	H4
75	KF4M6T	1	31-JAN-2008	15:17:52	8031019	A8A250128	H4
76	KF4M7T	1	31-JAN-2008	15:19:41	8031019	A8A250128	H4
77	KF4M8T	1	31-JAN-2008	15:20:55	8031019	A8A250128	H4
78	KF4M9T	1	31-JAN-2008	15:22:13	8031019	A8A250128	H4
79	KF4MRT	10	31-JAN-2008	15:23:27	8031019	A8A250128	H4
80	KF4MRTS	10	31-JAN-2008	15:24:42	8031019	A8A250128	H4
81	KF4MRTD	10	31-JAN-2008	15:25:56	8031019	A8A250128	H4
82	KF4MVT	1	31-JAN-2008	15:27:24	8031019	A8A250128	H4
83	CK6CCV	1	31-JAN-2008	15:28:48			H4
84	CK5CCB	1	31-JAN-2008	15:30:00			H4
85	KF4MXT	1	31-JAN-2008	15:31:34	8031019	A8A250128	H4
86	KGAX2BT	1	31-JAN-2008	15:32:49	8031023	A8A300000	H4
87	KGCJFBT	1	31-JAN-2008	15:34:04	8031023	A8A310000	H4
88	KGCJFCT	1	31-JAN-2008	15:35:17	8031023	A8A310000	H4

---------- (continued) ----------

#	WorkOrder	Dilution	Date	Time	Batch	Lot	Instrument
89	KF0RTT	1	31-JAN-2008	15:37:20	8031023	A8A230174	H4
90	KF0RTTS	1	31-JAN-2008	15:38:46	8031023	A8A230174	H4
91	KF0RTTD	1	31-JAN-2008	15:40:19	8031023	A8A230174	H4
92	KGCH0B	1	31-JAN-2008	15:41:33	8031016	A8A310000	H4
93	KGCH0C	1	31-JAN-2008	15:42:48	8031016	A8A310000	H4
94	KF91W	1	31-JAN-2008	15:44:14	8031016	A8A300121	H4
95	CK6CCV	1	31-JAN-2008	15:45:39			H4
96	CK5CCB	1	31-JAN-2008	15:46:53			H4
97	KGACG	1	31-JAN-2008	15:48:07	8031016	A8A300168	H4
98	KGACGS	1	31-JAN-2008	15:49:41	8031016	A8A300168	H4
99	KGACGD	1	31-JAN-2008	15:52:16	8031016	A8A300168	H4
100	KGAD1	1	31-JAN-2008	15:53:30	8031016	A8A300168	H4
101	KGADA	1	31-JAN-2008	15:55:15	8031016	A8A300168	H4
102	KGADX	1	31-JAN-2008	15:56:42	8031016	A8A300168	H4
103	KGAL2	1	31-JAN-2008	15:58:01	8031016	A8A300203	H4
104	KGAL5	1	31-JAN-2008	15:59:28	8031016	A8A300203	H4
105	KGALE	1	31-JAN-2008	16:00:54	8031016	A8A300203	H4
106	KGALR	1	31-JAN-2008	16:02:09	8031016	A8A300203	H4
107	CK6CCV	1	31-JAN-2008	16:03:28			H4
108	CK5CCB	1	31-JAN-2008	16:04:53			H4
109	KGALV	1	31-JAN-2008	16:06:06	8031016	A8A300203	H4
110	KGALW	1	31-JAN-2008	16:07:45	8031016	A8A300203	H4
111	KGALX	1	31-JAN-2008	16:09:04	8031016	A8A300203	H4
112	KGCH2B	1	31-JAN-2008	16:10:30	8031017	A8A310000	H4
113	KGCH2C	1	31-JAN-2008	16:11:44	8031017	A8A310000	H4
114	KF9Q0	1	31-JAN-2008	16:13:20	8031017	A8A300102	H4
115	KF9Q4	1	31-JAN-2008	16:14:34	8031017	A8A300102	H4
116	KF9Q6	1	31-JAN-2008	16:15:58	8031017	A8A300102	H4
117	KF9Q8	1	31-JAN-2008	16:17:22	8031017	A8A300102	H4
118	KF9QP	1	31-JAN-2008	16:18:38	8031017	A8A300102	H4
119	CK6CCV	1	31-JAN-2008	16:19:56			H4
120	CK5CCB	1	31-JAN-2008	16:21:30			H4
121	KF9QPX	1	31-JAN-2008	16:22:46	8031017	A8A300102	H4
122	KF9QPS	1	31-JAN-2008	16:24:15	8031017	A8A300102	H4
123	KF9QR	1	31-JAN-2008	16:25:42	8031017	A8A300102	H4
124	KF9QV	1	31-JAN-2008	16:26:57	8031017	A8A300102	H4
125	KF9QW	1	31-JAN-2008	16:28:38	8031017	A8A300102	H4
126	KF9RA	1	31-JAN-2008	16:30:07	8031017	A8A300102	H4
127	KF9RD	1	31-JAN-2008	16:31:23	8031017	A8A300102	H4
128	KF9RF	1	31-JAN-2008	16:33:13	8031017	A8A300102	H4
129	KF9RJ	1	31-JAN-2008	16:34:48	8031017	A8A300102	H4
130	KF9RL	1	31-JAN-2008	16:36:05	8031017	A8A300102	H4
131	CK6CCV	1	31-JAN-2008	16:37:19			H4
132	CK5CCB	1	31-JAN-2008	16:38:47			H4

(continued)

: Instrument Upload Run Log - Page 4 :
: Started Fri Feb 1 06:32:15 2008 by LISTM :
: Data File: UPL$CAN_DATA_ROOT:<LHG>HG40131C.PRN;1 :

#	WorkOrder	Dilution	Date	Time	Batch	Lot	Instrument
133	CRA	1	31-JAN-2008	16:40:13			H4
134	CK6CCV	1	31-JAN-2008	16:42:38			H4
135	CK5CCB	1	31-JAN-2008	16:44:24			H4

End of Report

Test America North Canton

Metals Data Reporting Form

Continuing Calibration Blank Results

Instrument: CVAA **Units:** ug/L

Chart Number: hg40131c.prn

Standard Source: _____ **Standard ID:** _____

Element	WL/ Mass	Report Limit	Ck5CCB 01/31/08 10:29 AM Found	Q	Ck5CCB 01/31/08 10:48 AM Found	Q	Ck5CCB 01/31/08 11:04 AM Found	Q	Ck5CCB 01/31/08 11:21 AM Found	Q	Ck5CCB 01/31/08 11:34 AM Found	Q
Mercury	253.7	0.2	0.1	U	0.1	U	0.1	U	**0.1**	**B**	0.1	U

5.21.0

U Result is less than the IDL

B Result is between IDL and RL

Form 3 Equivalent

: Instrument Upload Run Log - Page 1 :
: Started Fri Feb 1 08:25:40 2008 by WILLIAML :
: Data File: UPL$CAN_DATA_ROOT:<TJA>I50131A.ARC;1 :

#	WorkOrder	Dilution	Date	Time	Batch	Lot	Instrument
1	STD1	1	31-JAN-2008	13:25:00			I5
2	CAL1	1	31-JAN-2008	13:31:00			I5
3	CAL2	1	31-JAN-2008	13:37:00			I5
4	CAL3	1	31-JAN-2008	13:42:00			I5
5	SCAL	1	31-JAN-2008	13:48:00			I5
6	CAL	1	31-JAN-2008	13:52:00			I5
7	ICV	1	31-JAN-2008	13:58:00			I5
8	ICB	1	31-JAN-2008	14:06:00			I5
9	CRI	MRL	31-JAN-2008	14:11:00			I5
10	ICSA	1	31-JAN-2008	14:18:00			I5
11	ICSAB	1	31-JAN-2008	14:23:00			I5
12	CCV	1	31-JAN-2008	14:30:00			I5
13	CCB	1	31-JAN-2008	14:39:00			I5
14	Z	1	31-JAN-2008	14:44:00			I5
15	KGCJAB	1	31-JAN-2008	15:26:00	8031021	A8A310000	I5
16	KGCJAC	1	31-JAN-2008	15:31:00	8031021	A8A310000	I5
17	KGAMJ	1	31-JAN-2008	15:38:00	8031021	A8A300208	I5
18	KGAMJL	1	31-JAN-2008	15:43:00			I5
19	KGAM1	5	31-JAN-2008	15:55:00	8031021	A8A300208	I5
20	KF9X3	10	31-JAN-2008	16:00:00	8031021	A8A300114	I5
21	KF9X6	10	31-JAN-2008	16:05:00	8031021	A8A300114	I5
22	KF9X9	10	31-JAN-2008	16:10:00	8031021	A8A300114	I5
23	KF962	1	31-JAN-2008	16:15:00	8031021	A8A300151	I5
24	CCV	1	31-JAN-2008	16:23:00			I5
25	CCB	1	31-JAN-2008	16:31:00			I5
26	KF962S	1	31-JAN-2008	16:36:00	8031021	A8A300151	I5
27	KF962D	1	31-JAN-2008	16:41:00	8031021	A8A300151	I5
28	KF97H	1	31-JAN-2008	16:48:00	8031021	A8A300151	I5
29	KF97P	1	31-JAN-2008	16:53:00	8031021	A8A300151	I5
30	KF972	1	31-JAN-2008	16:58:00	8031021	A8A300151	I5
31	KF98J	1	31-JAN-2008	17:03:00	8031021	A8A300151	I5
32	KF98P	1	31-JAN-2008	17:07:00	8031021	A8A300151	I5
33	KGAMJ	5	31-JAN-2008	17:12:00	8031021	A8A300208	I5
34	KGAMJL	25	31-JAN-2008	17:17:00			I5
35	CRI	MRL	31-JAN-2008	17:25:00			I5
36	CCV	1	31-JAN-2008	17:33:00			I5
37	CCB	1	31-JAN-2008	17:41:00			I5
38	CCV	1	01-FEB-2008	07:54:00			I5
39	CCB	1	01-FEB-2008	08:02:00			I5
40	KF9X3	50	01-FEB-2008	08:07:00	8031021	A8A300114	I5
41	KF9X9	50	01-FEB-2008	08:12:00	8031021	A8A300114	I5
42	KF98J	5	01-FEB-2008	08:17:00	8031021	A8A300151	I5
43	KF98P	5	01-FEB-2008	08:22:00	8031021	A8A300151	I5
44	CCV	1	01-FEB-2008	08:30:00			I5

(continued)

#	WorkOrder	Dilution	Date	Time	Batch	Lot	Instrument
45	CCB	1	01-FEB-2008	08:38:00			I5
46	CCV	1	01-FEB-2008	09:56:00			I5
47	CCB	1	01-FEB-2008	10:04:00			I5
48	CCV	1	01-FEB-2008	10:14:00			I5
49	CCB	1	01-FEB-2008	10:22:00			I5
50	KF9NRB	1	01-FEB-2008	10:27:00	8030015	A8A300000	I5
51	KF9NRC	1	01-FEB-2008	10:32:00	8030015	A8A300000	I5
52	KF7WP	1	01-FEB-2008	10:39:00	8030015	A8A290102	I5
53	KF7WT	1	01-FEB-2008	10:43:00	8030015	A8A290102	I5
54	KF7W0	1	01-FEB-2008	10:48:00	8030015	A8A290102	I5
55	KF7W3	1	01-FEB-2008	10:53:00	8030015	A8A290102	I5
56	KF7W5	1	01-FEB-2008	10:58:00	8030015	A8A290102	I5
57	KF7W7	1	01-FEB-2008	11:03:00	8030015	A8A290102	I5
58	KF7XC	1	01-FEB-2008	11:08:00	8030015	A8A290102	I5
59	KF7XF	1	01-FEB-2008	11:13:00	8030015	A8A290102	I5
60	CCV	1	01-FEB-2008	11:21:00			I5
61	CCB	1	01-FEB-2008	11:29:00			I5
62	KF7XJ	1	01-FEB-2008	11:34:00	8030015	A8A290102	I5
63	KF7XN	1	01-FEB-2008	11:39:00	8030015	A8A290102	I5
64	KF7XT	1	01-FEB-2008	11:44:00	8030015	A8A290102	I5
65	KF7XTL	1	01-FEB-2008	11:49:00			I5
66	KF7XTX	1	01-FEB-2008	11:54:00	8030015	A8A290102	I5
67	KF7XTS	1	01-FEB-2008	11:59:00	8030015	A8A290102	I5
68	KGCH2B	1	01-FEB-2008	12:05:00	8031017	A8A310000	I5
69	KGCH2C	1	01-FEB-2008	12:10:00	8031017	A8A310000	I5
70	KF9QP	1	01-FEB-2008	12:16:00	8031017	A8A300102	I5
71	KF9QPL	1	01-FEB-2008	12:21:00			I5
72	CCV	1	01-FEB-2008	12:29:00			I5
73	CCB	1	01-FEB-2008	12:37:00			I5
74	KF9QPX	1	01-FEB-2008	12:42:00	8031017	A8A300102	I5
75	KF9QPS	1	01-FEB-2008	12:47:00	8031017	A8A300102	I5
76	KF9QR	1	01-FEB-2008	12:54:00	8031017	A8A300102	I5
77	KF9QV	1	01-FEB-2008	12:59:00	8031017	A8A300102	I5
78	KF9QW	1	01-FEB-2008	13:04:00	8031017	A8A300102	I5
79	KF9Q0	1	01-FEB-2008	13:09:00	8031017	A8A300102	I5
80	KF9Q4	1	01-FEB-2008	13:13:00	8031017	A8A300102	I5
81	KF9Q6	1	01-FEB-2008	13:18:00	8031017	A8A300102	I5
82	KF9Q8	1	01-FEB-2008	13:23:00	8031017	A8A300102	I5
83	KF9RA	1	01-FEB-2008	13:28:00	8031017	A8A300102	I5
84	CCV	1	01-FEB-2008	13:36:00			I5
85	CCB	1	01-FEB-2008	13:44:00			I5
86	KF9RD	1	01-FEB-2008	13:49:00	8031017	A8A300102	I5
87	KF9RF	1	01-FEB-2008	13:54:00	8031017	A8A300102	I5
88	KF9RJ	1	01-FEB-2008	13:59:00	8031017	A8A300102	I5

(continued)

#	WorkOrder	Dilution	Date	Time	Batch	Lot	Instrument
89	KF9RL	1	01-FEB-2008	14:10:00	8031017	A8A300102	I5
90	KGEKAB	1	01-FEB-2008	14:16:00	8032013	A8B010000	I5
91	KGEKAC	1	01-FEB-2008	14:21:00	8032013	A8B010000	I5
92	KGCKX	1	01-FEB-2008	14:28:00	8032013	A8A310102	I5
93	KGCK4	1	01-FEB-2008	14:33:00	8032013	A8A310102	I5
94	KGCK9	1	01-FEB-2008	14:38:00	8032013	A8A310102	I5
95	KGCLF	1	01-FEB-2008	14:43:00	8032013	A8A310102	I5
96	CCV	1	01-FEB-2008	14:51:00			I5
97	CCB	1	01-FEB-2008	14:59:00			I5
98	KGCLL	1	01-FEB-2008	15:04:00	8032013	A8A310102	I5
99	KGCLV	1	01-FEB-2008	15:09:00	8032013	A8A310102	I5
100	KGCLX	1	01-FEB-2008	15:13:00	8032013	A8A310102	I5
101	KGCL5	1	01-FEB-2008	15:18:00	8032013	A8A310102	I5
102	KGCL5L	1	01-FEB-2008	15:23:00			I5
103	KGCL5X	1	01-FEB-2008	15:28:00	8032013	A8A310102	I5
104	KGCL5S	1	01-FEB-2008	15:33:00	8032013	A8A310102	I5
105	KGCL8	1	01-FEB-2008	15:40:00	8032013	A8A310102	I5
106	KGCMN	1	01-FEB-2008	15:45:00	8032013	A8A310102	I5
107	KGCMT	1	01-FEB-2008	15:49:00	8032013	A8A310102	I5
108	CCV	1	01-FEB-2008	15:58:00			I5
109	CCB	1	01-FEB-2008	16:06:00			I5
110	KGCM1	1	01-FEB-2008	16:11:00	8032013	A8A310102	I5
111	KGCNM	1	01-FEB-2008	16:15:00	8032013	A8A310102	I5
112	KGD1R	1	01-FEB-2008	16:20:00	8032013	A8A310224	I5
113	KGD16	1	01-FEB-2008	16:25:00	8032013	A8A310224	I5
114	KGD2X	1	01-FEB-2008	16:30:00	8032013	A8A310224	I5
115	KGD27	1	01-FEB-2008	16:35:00	8032013	A8A310224	I5
116	KGD3F	1	01-FEB-2008	16:40:00	8032013	A8A310224	I5
117	KGD3N	1	01-FEB-2008	16:45:00	8032013	A8A310224	I5
118	KGD3X	1	01-FEB-2008	16:50:00	8032013	A8A310224	I5
119	KGD3XL	1	01-FEB-2008	16:55:00			I5
120	CCV	1	01-FEB-2008	17:03:00			I5
121	CCB	1	01-FEB-2008	17:11:00			I5
122	KGD3XX	1	01-FEB-2008	17:16:00	8032013	A8A310224	I5
123	KGD3XS	1	01-FEB-2008	17:21:00	8032013	A8A310224	I5
124	KGEJ8B	1	01-FEB-2008	17:27:00	8032012	A8B010000	I5
125	KGEJ8C	1	01-FEB-2008	17:32:00	8032012	A8B010000	I5
126	KGCR9	1	01-FEB-2008	17:39:00	8032012	A8A310112	I5
127	KGC3V	1	01-FEB-2008	17:44:00	8032012	A8A310137	I5
128	KGC3VS	1	01-FEB-2008	17:49:00	8032012	A8A310137	I5
129	KGC3VD	1	01-FEB-2008	17:54:00	8032012	A8A310137	I5
130	KGC3X	1	01-FEB-2008	18:00:00	8032012	A8A310137	I5
131	KGC30	1	01-FEB-2008	18:05:00	8032012	A8A310137	I5
132	CCV	1	01-FEB-2008	18:13:00			I5

(continued)

Test America North Canton

Metals Data Reporting Form

Continuing Calibration Blank Results

Instrument: ICPST **Units:** ug/L

Chart Number: I50131A.ARC

Standard Source: _____ **Standard ID:** _____

Element	WL/ Mass	Report Limit	CCB 01/31/08 2:39 PM Found	Q	CCB 02/01/08 11:29 AM Found	Q	CCB 02/01/08 12:37 PM Found	Q	CCB 02/01/08 1:44 PM Found	Q	CCB 02/01/08 2:59 PM Found	Q
Arsenic	189.042	5	1.9	U	1.9	U	1.9	U	1.9	U	1.9	U
Barium	493.409	10	0.2	U	0.2	U	0.2	U	0.2	U	0.2	U
Calcium	317.933	1000	**-10.0**	**B**	**-4.2**	**B**	**-3.9**	**B**	**-5.4**	**B**	**-5.8**	**B**
Chromium	267.716	5	**-0.7**	**B**	0.6	U	0.6	U	0.6	U	0.6	U
Cobalt	228.616	5	0.6	U	0.6	U	0.6	U	0.6	U	0.6	U
Copper	324.753	5	1.1	U	1.1	U	1.1	U	1.1	U	1.1	U
Lead	220.353	3	1.1	U	1.1	U	1.1	U	1.1	U	1.1	U
Magnesium	279.078	1000	3.2	U	**-4.3**	**B**	**-4.6**	**B**	3.2	U	3.2	U
Manganese	257.61	10	**-0.1**	**B**	**-0.1**	**B**	**-0.1**	**B**	0.1	U	0.1	U
Nickel	231.604	10	1.7	U	1.7	U	1.7	U	1.7	U	1.7	U
Potassium	766.491	1000	**142.0**	**B**	**146.0**	**B**	**148.0**	**B**	**153.0**	**B**	**150.0**	**B**
Selenium	196.026	5	2.5	U	**3.0**	**B**	2.5	U	2.5	U	2.5	U
Silver	328.068	5	1.2	U	1.2	U	1.2	U	1.2	U	1.2	U
Sodium	330.232	1000	**-700.0**	**B**	**-680.0**	**B**	**-590.0**	**B**	**-400.0**	**B**	**-580.0**	**B**
Vanadium	292.402	10	**-0.9**	**B**	**-0.8**	**B**	**-0.5**	**B**	0.4	U	0.4	U

U Result is less than the IDL

B Result is between IDL and RL

Form 3 Equivalent

Test America North Canton

Metals Data Reporting Form

Initial Calibration Blank Results

Instrument: ICPST **Units:** ug/L

Chart Number: I50131A.ARC

Standard Source: _____ **Standard ID:** _____

Element	WL/ Mass	Report Limit	ICB 01/31/08 2:06 PM Found	Q	Found	Q	Found	Q	Found	Q	Found	Q
Arsenic	189.042	5	1.9	U								
Barium	493.409	10	0.2	U								
Calcium	317.933	1000	**-9.3**	**B**								
Chromium	267.716	5	0.6	U								
Cobalt	228.616	5	0.6	U								
Copper	324.753	5	1.1	U								
Lead	220.353	3	1.1	U								
Magnesium	279.078	1000	**-3.8**	**B**								
Manganese	257.61	10	0.1	U								
Nickel	231.604	10	1.7	U								
Potassium	766.491	1000	**146.0**	**B**								
Selenium	196.026	5	2.5	U								
Silver	328.068	5	1.2	U								
Sodium	330.232	1000	**-570.0**	**B**								
Vanadium	292.402	10	**-0.7**	**B**								

U Result is less than the IDL

B Result is between IDL and RL

Form 3 Equivalent

#	WorkOrder	Dilution	Date	Time	Batch	Lot	Instrument
1	STD1	1	07-FEB-2008	14:36:54			I8
2	STD2	1	07-FEB-2008	09:38:12			I8
3	STD3	1	07-FEB-2008	09:44:19			I8
4	STD4	1	07-FEB-2008	09:50:39			I8
5	ICV	1	07-FEB-2008	09:54:44			I8
6	ICB	1	07-FEB-2008	10:01:01			I8
7	CRI	1	07-FEB-2008	10:05:13			I8
8	ICSA	1	07-FEB-2008	10:09:26			I8
9	ICSAB	1	07-FEB-2008	10:13:33			I8
10	CCV	1	07-FEB-2008	10:19:52			I8
11	CCB	1	07-FEB-2008	10:26:10			I8
12	KGD3N	1	07-FEB-2008	10:30:23	8032013	A8A310224	I8
13	KGD3X	1	07-FEB-2008	10:34:37	8032013	A8A310224	I8
14	KGD3XL	1	07-FEB-2008	10:38:43			I8
15	KGD3XX	1	07-FEB-2008	10:42:48	8032013	A8A310224	I8
16	KGD3XS	1	07-FEB-2008	10:46:57	8032013	A8A310224	I8
17	KGCH2B	1	07-FEB-2008	10:53:16	8031017	A8A310000	I8
18	KGCH2C	1	07-FEB-2008	10:57:21	8031017	A8A310000	I8
19	KF9QP	1	07-FEB-2008	11:03:41	8031017	A8A300102	I8
20	KF9QPL	1	07-FEB-2008	11:07:48			I8
21	KF9QPX	1	07-FEB-2008	11:12:14	8031017	A8A300102	I8
22	CCV	1	07-FEB-2008	11:16:32			I8
23	CCB	1	07-FEB-2008	11:22:50			I8
24	KF9QPS	1	07-FEB-2008	11:26:55	8031017	A8A300102	I8
25	KF9QR	1	07-FEB-2008	11:33:14	8031017	A8A300102	I8
26	KF9QV	1	07-FEB-2008	11:37:26	8031017	A8A300102	I8
27	KF9QW	1	07-FEB-2008	11:41:31	8031017	A8A300102	I8
28	KF9Q0	1	07-FEB-2008	11:45:43	8031017	A8A300102	I8
29	KF9Q4	1	07-FEB-2008	11:50:12	8031017	A8A300102	I8
30	KF9Q6	1	07-FEB-2008	11:54:41	8031017	A8A300102	I8
31	KF9Q8	1	07-FEB-2008	11:58:47	8031017	A8A300102	I8
32	KF9RA	1	07-FEB-2008	12:03:02	8031017	A8A300102	I8
33	KF9RD	1	07-FEB-2008	12:07:12	8031017	A8A300102	I8
34	CCV	1	07-FEB-2008	12:11:17	Fe, Tl		I8
35	CCB	1	07-FEB-2008	12:15:24			I8
36	KF9RF 0583	1	07-FEB-2008	12:19:29	8031017	A8A300102	I8
37	KF9RJ 0585	1	07-FEB-2008	12:23:34	8031017	A8A300102	I8
38	KF9RL 0586	1	07-FEB-2008	12:27:44	8031017	A8A300102	I8
39	CRI	1	07-FEB-2008	12:31:48			I8
40	KGNKLB	1	07-FEB-2008	12:35:52	8038018	A8B070000	I8
41	KGNKLC	1	07-FEB-2008	12:39:57	8038018	A8B070000	I8
42	KF962R	1	07-FEB-2008	12:44:01	8038018	A8A300151	I8
43	KF962S	1	07-FEB-2008	12:48:06	8031021	A8A300151	I8
44	KF962D	1	07-FEB-2008	12:52:21	8031021	A8A300151	I8

reanalyzed 2/7/08 1310 — 1420

Report-Signed No reanalysis

(continued)

: Instrument Upload Run Log - Page 2 :
: Started Fri Feb 8 06:01:22 2008 by DAVIESB :
: Data File: UPL$CAN_DATA_ROOT:<REP>I80207A.CSV;1 :

#	WorkOrder	Dilution	Date	Time	Batch	Lot	Instrument
45	CCV	1	07-FEB-2008	13:00:43			I8
46	CCB	1	07-FEB-2008	13:06:34			I8
47	KF97PR	1	07-FEB-2008	13:10:40	8038018	A8A300151	I8
48	KF972R	1	07-FEB-2008	13:14:46	8038018	A8A300151	I8
49	KF98JR	1	07-FEB-2008	13:18:50	8038018	A8A300151	I8
50	KF98PR	1	07-FEB-2008	13:23:00	8038018	A8A300151	I8
51	KF98PRL	1	07-FEB-2008	13:27:06			I8
52	KF9QPS	1	07-FEB-2008	13:31:10	8031017	A8A300102	I8
53	KF9QR	1	07-FEB-2008	13:37:10	8031017	A8A300102	I8
54	KF9QV	1	07-FEB-2008	13:41:14	8031017	A8A300102	I8
55	KF9QW	1	07-FEB-2008	13:45:24	8031017	A8A300102	I8
56	KF9Q0	1	07-FEB-2008	13:49:28	8031017	A8A300102	I8
57	CCV	1	07-FEB-2008	13:53:39			I8
58	CCB	1	07-FEB-2008	13:59:42			I8
59	KF9Q4	1	07-FEB-2008	14:03:47	8031017	A8A300102	I8
60	KF9Q6	1	07-FEB-2008	14:07:52	8031017	A8A300102	I8
61	KF9Q8	1	07-FEB-2008	14:11:57	8031017	A8A300102	I8
62	KF9RA	1	07-FEB-2008	14:16:03	8031017	A8A300102	I8
63	KF9RD	1	07-FEB-2008	14:20:08	8031017	A8A300102	I8
64	KGNKLB	1	07-FEB-2008	14:24:13	8038018	A8B070000	I8
65	KGNKLC	1	07-FEB-2008	14:28:22	8038018	A8B070000	I8
66	KF962R	1	07-FEB-2008	14:32:50	8038018	A8A300151	I8
67	KF962S	1	07-FEB-2008	14:36:54	8031021	A8A300151	I8
68	KF962D	1	07-FEB-2008	14:41:43	8031021	A8A300151	I8
69	CCV	1	07-FEB-2008	14:46:46			I8
70	CCB	1	07-FEB-2008	14:53:04			I8
71	KF97HR	1	07-FEB-2008	14:57:10	8038018	A8A300151	I8
72	CRI	1	07-FEB-2008	15:01:14			I8
73	CCV	1	07-FEB-2008	15:05:19			I8
74	CCB	1	07-FEB-2008	15:11:22			I8

End of Report

TestAmerica North Canton

Metals Data Reporting Form

Initial Calibration Blank Results

Instrument: ICPMS **Units:** ug/L

Chart Number: I80207A.csv

Standard Source: _____ **Standard ID:** _____

Element	WL/ Mass	Report Limit	ICB 02/07/08 10:01 AM Found	Q	Found	Q	Found	Q	Found	Q	Found	Q
Aluminum	27	50	2.9	U								
Antimony	121	2	0.029	U								
Beryllium	9	1	**0.024**	**B**								
Cadmium	111	0.5	0.0031	U								
Iron	56	50	6	U								
Thallium	205	1	**0.15**	**B**								
Zinc	66	10	0.25	U								

U Result is less than the IDL

B Result is between IDL and RL

TestAmerica North Canton

Metals Data Reporting Form

Continuing Calibration Blank Results

Instrument: ICPMS **Units:** ug/L

Chart Number: I80207A.csv

Standard Source: _____ **Standard ID:** _____

Element	WL/ Mass	Report Limit	CCB 02/07/08 10:26 AM Found	Q	CCB 1 02/07/08 11:22 AM Found	Q	CCB 2 02/07/08 12:15 PM Found	Q	CCB 3 02/07/08 1:06 PM Found	Q	CCB 4 02/07/08 1:59 PM Found	Q
Aluminum	27	50	2.9	U	2.9	U	2.9	U	2.9	U	2.9	U
Antimony	121	2	0.029	U	0.029	U	**0.12**	**B**	**0.13**	**B**	0.029	U
Beryllium	9	1	**0.025**	**B**	**0.013**	**B**	**0.058**	**B**	**-0.0097**	**B**	**-0.011**	**B**
Cadmium	111	0.5	**0.01**	**B**	**0.016**	**B**	**0.098**	**B**	**-0.0053**	**B**	**-0.009**	**B**
Iron	56	50	6	U	6	U	**28.2**	**B**	6	U	6	U
Thallium	205	1	**0.18**	**B**	**0.12**	**B**	**1.4**		**0.091**	**B**	**0.077**	**B**
Zinc	66	10	0.25	U	0.25	U	0.25	U	0.25	U	0.25	U

U Result is less than the IDL

B Result is between IDL and RL

Form 3 Equivalent

TestAmerica North Canton

Metals Data Reporting Form

Continuing Calibration Blank Results

Instrument: ICPMS **Units:** ug/L

Chart Number: I80207A.csv

Standard Source: **Standard ID:**

Element	WL/ Mass	Report Limit	CCB 5 02/07/08 2:53 PM Found	Q	Found	Q	Found	Q	Found	Q	Found	Q
Aluminum	27	50	2.9	U								
Antimony	121	2	**0.087**	**B**								
Beryllium	9	1	**-0.0077**	**B**								
Cadmium	111	0.5	**-0.006**	**B**								
Iron	56	50	6	U								
Thallium	205	1	**0.072**	**B**								
Zinc	66	10	0.25	U								

U Result is less than the IDL

B Result is between IDL and RL

Form 3 Equivalent

Method Blank Outlier Report

Lab Reporting Batch : A8A300102
Lab ID: STLCAN
Analysis Method : 6010B
Analysis Date : 02/01/2008
Preparation Type : 3005A
Preparation Date : 01/31/2008
Method Blank Lab Sample ID : A8A310000017B
Preparation Batch : 8031017

Barium	Result	Reporting Limit	Units	Lab Qual	Comments
Method Blank Result:	0.93	10.0	ug/L	B	

Barium contamination found in the method blank did not qualify any samples.

Calcium	Result	Reporting Limit	Units	Lab Qual	Comments
Method Blank Result:	710	1000	ug/L	B	

Calcium contamination found in the method blank did not qualify any samples.

Magnesium	Result	Reporting Limit	Units	Lab Qual	Comments
Method Blank Result:	67.8	1000	ug/L	B	

Magnesium contamination found in the method blank did not qualify any samples.

Manganese	Result	Reporting Limit	Units	Lab Qual	Comments
Method Blank Result:	0.56	10.0	ug/L	B	

Manganese contamination found in the method blank did not qualify any samples.

Potassium	Result	Reporting Limit	Units	Lab Qual	Comments
Method Blank Result:	174	1000	ug/L	B	

Potassium contamination found in the method blank did not qualify any samples.

Method Blank Outlier Report

Lab Reporting Batch : A8A300102
Lab ID: STLCAN
Analysis Method : 6020
Analysis Date : 02/07/2008
Preparation Type : 3005A
Preparation Date : 01/31/2008
Method Blank Lab Sample ID : A8A310000017B
Preparation Batch : 8031017

Zinc	Result	Reporting Limit	Units	Lab Qual	Comments
Method Blank Result:	10.1	10.0	ug/L		

Zinc was qualified due to method blank contamination in the following associated samples:

Client Sample ID	Lab Sample ID	Dilution	Result	Lab Qual	Result Units
FWGLL12mw-188C-0595-GF	A8A300102009	1	14.4	J	ug/L
FWGLL3mw-189C-0596-GF	A8A300102021	1	6.4	B J	ug/L
FWGLL3mw-232C-0575-GF	A8A300102002	1	8.1	B J	ug/L
FWGLL3mw-233C-0576-GF	A8A300102004	1	18.2	J	ug/L
FWGLL3mw-234C-0577-GF	A8A300102013	1	2.5	B J	ug/L
FWGLL3mw-237C-0579-GF	A8A300102019	1	4.6	B J	ug/L
FWGLL3mw-240C-0580-GF	A8A300102017	1	4.3	B J	ug/L
FWGLL3mw-241C-0581-GF	A8A300102006	1	4.9	B J	ug/L
FWGLL3mw-DUP2-0602-GF	A8A300102015	1	2.7	B J	ug/L
FWGLL4mw-193C-0583-GF	A8A300102023	1	3.7	B J	ug/L
FWGLL4mw-194C-0584-GF	A8A300102027	1	3.2	B J	ug/L
FWGLL4mw-195C-0585-GF	A8A300102025	1	7.1	B J	ug/L

GENERAL CHEMISTRY DATA

Ravenna, OH Data Review Checklist

Project Number: 030240.0006.05
Sample Event: January 2008
Data Reviewer/Date: Angye Dragotta/ March 4, 2008

SDG: A8A300102 R0
Analysis: SW846 9012

Review Questions:	Yes	No	N/A	Comments	QUAL/Criteria
1. Did Chain-of-Custody information agree with laboratory report?	✓			COC#: 074035,336179,117233;	
2. Were samples preserved properly and received in good condition?	✓			Sample coolers were received between 0.9 and 5.1°C. Upon receipt, it was documented by the laboratory, that the samples were not frozen and received in good condition. No qualifications were made to sample results based on temperatures less than 2°C.	QAPP Table 4-2
3. Were holding times met?	✓			Samples collected 1/29/08, prepped 2/5/08 and analyzed 2/5/08.	QAPP Table 4-2 J/UJ/R
4. Were sample storage requirements met?	✓				QAPP Table 4-2
5. Were QAPP specified PQLs achieved?	✓				QAPP Table 3-9
6. Were all QAPP-specified target analytes reported?	✓				QAPP Table 3-9
7. Does the initial calibration curve consist of at least 6 standards and one blank?	✓			2/5/08	LCG Table 10 R
8. Was the correlation coefficient R ≥ 0.995?	✓				LCG Table 10 R<0.995=-J/R
9. Were % RSDs ≤ 10% in all standards and ICV/CCVs?	✓				LCG Table 10 RSD%>10=J
10. Were a high and low standard distilled and compared to the undistilled standard? Were the results within ± 10%?			✓		LCG Table 10 R
11. Was an MDL Level Verification performed at least once per quarter with all target analytes detected?	✓				LCG Table 10 R
12. Was a MRL Level Verification performed at the beginning of every daily sequence? Were results within 70-130%?	✓				LCG Table 10 >130%=J; 65-70%=J/UJ; <65%=J/R
13. Was a second source verification (ICV) analyzed after the ICAL and all analytes 85-115%?	✓				LCG Table 10 >115%=J; 80-85%=J/UJ; <80%=J/R
14. Was the ICB analyzed after the ICV with results <1/2 the MRL?	✓				LCG Table 7 < 5x = U

Ravenna, OH Data Review Checklist

Project Number: 030240.0006.05
Sample Event: January 2008
Data Reviewer/Date: Angye Dragotta/ March 4, 2008

SDG: A8A300102 R0
Analysis: SW846 9012

Review Questions:	Yes	No	N/A	Comments	QUAL/Criteria
15. Was a CCV run at the beginning and end of the analytical sequence?	✓				LCG Table 10
16. Were the CCV results 80-120%?	✓				LCG Table 10 >120%=J; 75-80%=J/UJ; <75%=J/R
17. Was a method blank prepared and analyzed with each batch?	✓				
18. Were target analytes detected in the method blank >1/2 the MRL?	✓				LCG Table 10 <5x=B
19. Was a field blank collected and analyzed?	✓			FWGEQUIPRinse2-0610-GW	
20. Were target analytes in the field blank analyses <1/2 the MRL?	✓				<5x=B
21. Was a field duplicate analyzed? Were the RPDs ≤30%?		✓		**FWGLL2mw-DUP2-0602-GF was a field duplicate for FWGLL3mw-234C-0577-GW. The field duplicate RPD was 200%. Sample result for FWGLL3mw-234C-0577-GW flagged as estimated, "J".**	QAPP Table 3-2 >30% = J
22. Was an LCS prepared and analyzed with each batch?	✓				LCG Table 10
23. Were the LCS recoveries 80-120%?	✓				LCG Table 10 >120%=J; 50-79%=J/UJ; <50%=R
24. Was a MS prepared once per every 10 samples?	✓				LCG Table 10
25. Was the MS parent sample a Ravenna sample?	✓			Sample FWGLL3mw-232c-0575-GW was the parent. An additional MS was performed with the parent from another client.	
26. Were MS recoveries 75-125%?	✓				QAPP Table 3-2 >120%=J; 30-74%=J/UJ; <30%=J/R
27. Were reported sample concentrations within calibration range?	✓				
28. Were laboratory-generated Quality Control Exception Reports issued? If yes, summarize contents.		✓			

Ravenna, OH Data Review Checklist

Project Number: 030240.0006.05
Sample Event: January 2008
Data Reviewer/Date: Angye Dragotta/ March 4, 2008

SDG: A8A300102 R0
Analysis: SW846 9012

Review Questions:	Yes	No	N/A	Comments	QUAL/Criteria
29. Were lab comments included in report? If yes, summarize contents.		✓			

References: Louisville Chemistry Guidelines (LCG), USACE June 2002 version 5; Section I "Chemical Analysis Criteria" Table 10 and Attachment A "Data Validation Guidelines:

Final Quality Assurance Project Plan (QAPP) Addendum for the Facility-Wide Groundwater Monitoring Program Ravenna Army Ammunition Plant, Ravenna, OH, Portage Environmental September 2004

Additional Comments: It was noticed subsequent to data verification that sample FWGLL3mw-189c-0596-GW/GF was incorrectly identified. The data was reported with the incorrect sample ID. The correct sample ID is FWGLL12mw-189c-0596-GW/GF.

Ravenna, OH Data Review Checklist

Project Number: 030240.0006.05
Sample Event: January 2008
Data Reviewer/Date: Angye Dragotta/ March 4, 2008

SDG: A8A300102 Rev 0
Analysis: EPA 353.2

Review Questions:	Yes	No	N/A	Comments	Qual/Crtieria
1. Did Chain-of-Custody information agree with laboratory report?	✓			COC#: 074035,336179,117233;	
2. Were samples preserved properly and received in good condition?	✓			Sample coolers were received between 0.9 and 5.1°C. Upon receipt, it was documented by the laboratory, that the samples were not frozen and received in good condition. No qualifications were made to sample results based on temperatures less than 2°C.	QAPP Table 4-2
3. Were holding times met?	✓			Samples collected 1/29/08, and analyzed on 2/4/08.	QAPP Table 4-2 J/UJ/R
4. Were sample storage requirements met?	✓				QAPP Table 4-2
5. Were QAPP specified RLs achieved?	✓				QAPP Table 3-9
6. Were all QAPP-specified target analytes reported?	✓				QAPP Table 3-9
7. Was the Linear Calibration Range verified using 3 standards and 1 blank? Was the ICV within 10% of the initial values?	✓				Method EPA 353.2 Section 9.2.2 J
8. Was an Instrument Performance Check Solution (CCV) analyzed immediately following daily calibration, after every 10th sample, and at the end of the analytical sequence?	✓				Method EPA 353.2 Section 9.3.4
19. Was the CCV a mid-level standard from the initial calibration curve?	✓				Method EPA 353.2 Section 9.3.4
10. Were the CCVs 90-110%?	✓				Method EPA 353.2 Section 9.3.4 >110%=J; 85-90%=J/UJ; <85%=J/R
11. Was a method blank and a calibration blank prepared and analyzed with each batch?	✓				Method EPA 353.2 Section 9.3.1, 9.3.4
12. Were target analytes detected in the method blank or calibration blank >1/2 the MRL?		✓		ADR checked section;	LCG Attachment A Section 11 <5x = B
13. Was a field blank collected and		✓			

Ravenna, OH Data Review Checklist

Project Number: 030240.0006.05
Sample Event: January 2008
Data Reviewer/Date: Angye Dragotta/ March 4, 2008

SDG: A8A300102 Rev 0
Analysis: EPA 353.2

Review Questions:	Yes	No	N/A	Comments	Qual/Crtieria
analyzed?					
14. Were target analytes in the field blank analyses <1/2 the MRL?	✓				<5x=U
16. Was a field duplicate analyzed? Were the RPDs <30%?		✓			QAPP Table 3-2 >30% = J
17. Was an LCS prepared and analyzed with each batch? Was the LCS recovery within 90-110%?	✓				Method EPA 353.2 Section 9.3.3 >110%=J; 70-90%=J/UJ; <70%=R
18. Was a MS prepared with each batch?		✓			Method EPA 353.2 Section 9.4.1
19. Was the MS parent sample a Ravenna sample?			✓		
20. Were MS/MSD recoveries and RPD within lab in-house limits?			✓		Method EPA 353.2 Section 9.4.2 >UL%=J; 30-LL%=J/UJ; <50%=J/R
21. Were sample concentrations within calibration range?	✓				
22. Were laboratory-generated Quality Control Exception Reports issued? If yes, summarize contents.		✓			
23. Were lab comments included in report? If yes, summarize contents.		✓			

References: Louisville Chemistry Guidelines (LCG), USACE June 2002 version 5

Final Quality Assurance Project Plan (QAPP) Addendum for the Facility-Wide Groundwater Monitoring Program Ravenna Army Ammunition Plant, Ravenna, OH, Portage Environmental September 2004

EPA Method 353.2 "Determination of Nitrate-Nitrite Nitrogen by Automated Colorimetry", August 1993, rev 2.0

Additional Comments: It was noticed subsequent to data verification that sample FWGLL3mw-189c-0596-GW/GF was incorrectly identified. The data was reported with the incorrect sample ID. The correct sample ID is FWGLL12mw-189c-0596-GW/GF.

Environmental Quality Mgt., Inc.

Client Sample ID: FWGLL3mw-232C-0575-GW

General Chemistry

Lot-Sample #...: A8A300102-001 **Work Order #...:** KF9QK **Matrix.....:** WG
Date Sampled...: 01/29/08 09:20 **Date Received..:** 01/30/08

PARAMETER	RESULT	RL	UNITS	METHOD	PREPARATION-ANALYSIS DATE	PREP BATCH #
Cyanide, Total	ND	0.010	mg/L	SW846 9012A	02/05/08	8036240

Dilution Factor: 1 MDL.....: 0.0050

Environmental Quality Mgt., Inc.

Client Sample ID: FWGLL3mw-233C-0576-GW

General Chemistry

Lot-Sample #...: A8A300102-003 Work Order #...: KF9QQ Matrix.....: WG
Date Sampled...: 01/29/08 12:10 Date Received..: 01/30/08

PARAMETER	RESULT	RL	UNITS	METHOD	PREPARATION-ANALYSIS DATE	PREP BATCH #
Cyanide, Total	ND	0.010	mg/L	SW846 9012A	02/05/08	8036240

Dilution Factor: 1 MDL.....: 0.0050

Environmental Quality Mgt., Inc.

Client Sample ID: FWGLL3mw-241C-0581-GW

General Chemistry

Lot-Sample #...: A8A300102-005 **Work Order #...:** KF9QT **Matrix.....:** WG
Date Sampled...: 01/29/08 13:40 **Date Received..:** 01/30/08

PARAMETER	RESULT	RL	UNITS	METHOD	PREPARATION-ANALYSIS DATE	PREP BATCH #
Cyanide, Total	ND	0.010	mg/L	SW846 9012A	02/05/08	8036240

Dilution Factor: 1 MDL.....: 0.0050

Environmental Quality Mgt., Inc.

Client Sample ID: FWGEQUIPRINSE2-0610-GW

General Chemistry

Lot-Sample #...: A8A300102-007 **Work Order #...:** KF9QW **Matrix.....:** WQ
Date Sampled...: 01/29/08 14:40 **Date Received..:** 01/30/08

PARAMETER	RESULT	RL	UNITS	METHOD	PREPARATION-ANALYSIS DATE	PREP BATCH #
Cyanide, Total	ND	0.010	mg/L	SW846 9012A	02/05/08	8036240

Dilution Factor: 1 MDL.....: 0.0050

Environmental Quality Mgt., Inc.

Client Sample ID: FWGLL12mw-188C-0595-GW

General Chemistry

Lot-Sample #...: A8A300102-008 **Work Order #...:** KF9QX **Matrix.....:** WG
Date Sampled...: 01/29/08 16:00 **Date Received..:** 01/30/08

PARAMETER	RESULT	RL	UNITS	METHOD	PREPARATION-ANALYSIS DATE	PREP BATCH #
Cyanide, Total	ND	0.010	mg/L	SW846 9012A	02/05/08	8036240
	Dilution Factor: 1			MDL.....: 0.0050		
Nitrate-Nitrite	**1.3**	**0.1**	**mg/L**	**MCAWW 353.2**	**02/04/08**	**8035360**
	Dilution Factor: 1			MDL.....: 0.02		

Environmental Quality Mgt., Inc.

Client Sample ID: FWGLL3mw-234C-0577-GW

General Chemistry

Lot-Sample #...: A8A300102-012 **Work Order #...:** KF9Q3 **Matrix.....:** WG
Date Sampled...: 01/29/08 09:20 **Date Received..:** 01/30/08

PARAMETER	RESULT	RL	UNITS	METHOD	PREPARATION-ANALYSIS DATE	PREP BATCH #
Cyanide, Total	**0.021**	**0.010**	**mg/L**	**SW846 9012A**	**02/05/08**	**8036240**

Dilution Factor: 1 MDL.....: 0.0050

Environmental Quality Mgt., Inc.

Client Sample ID: FWGLL3mw-DUP2-0602-GW

General Chemistry

Lot-Sample #...: A8A300102-014 **Work Order #...:** KF9Q5 **Matrix.....:** WG
Date Sampled...: 01/29/08 09:45 **Date Received..:** 01/30/08

PARAMETER	RESULT	RL	UNITS	METHOD	PREPARATION-ANALYSIS DATE	PREP BATCH #
Cyanide, Total	ND	0.010	mg/L	SW846 9012A	02/05/08	8036240

Dilution Factor: 1 MDL.....: 0.0050

Environmental Quality Mgt., Inc.

Client Sample ID: FWGLL3mw-240C-0580-GW

General Chemistry

Lot-Sample #...: A8A300102-016 **Work Order #...:** KF9Q7 **Matrix.....:** WG
Date Sampled...: 01/29/08 11:45 **Date Received..:** 01/30/08

PARAMETER	RESULT	RL	UNITS	METHOD	PREPARATION-ANALYSIS DATE	PREP BATCH #
Cyanide, Total	ND	0.010	mg/L	SW846 9012A	02/05/08	8036240

Dilution Factor: 1 MDL.....: 0.0050

Environmental Quality Mgt., Inc.

Client Sample ID: FWGLL3mw-237C-0579-GW

General Chemistry

Lot-Sample #...: A8A300102-018 **Work Order #...:** KF9Q9 **Matrix.....:** WG
Date Sampled...: 01/29/08 13:00 **Date Received..:** 01/30/08

PARAMETER	RESULT	RL	UNITS	METHOD	PREPARATION-ANALYSIS DATE	PREP BATCH #
Cyanide, Total	ND	0.010	mg/L	SW846 9012A	02/05/08	8036240

Dilution Factor: 1 MDL.....: 0.0050

Environmental Quality Mgt., Inc.

Client Sample ID: FWGLL3mw-189C-0596-GW

General Chemistry

Lot-Sample #...: A8A300102-020 **Work Order #...:** KF9RC **Matrix.....:** WG
Date Sampled...: 01/29/08 15:10 **Date Received..:** 01/30/08

PARAMETER	RESULT	RL	UNITS	METHOD	PREPARATION-ANALYSIS DATE	PREP BATCH #
Cyanide, Total	ND	0.010	mg/L	SW846 9012A	02/05/08	8036240
	Dilution Factor: 1			MDL.....: 0.0050		
Nitrate-Nitrite	ND	0.1	mg/L	MCAWW 353.2	02/04/08	8035360
	Dilution Factor: 1			MDL.....: 0.02		

Environmental Quality Mgt., Inc.

Client Sample ID: FWGLL4mw-193C-0583-GW

General Chemistry

Lot-Sample #...: A8A300102-022 **Work Order #...:** KF9RE **Matrix.....:** WG
Date Sampled...: 01/29/08 10:10 **Date Received..:** 01/30/08

PARAMETER	RESULT	RL	UNITS	METHOD	PREPARATION-ANALYSIS DATE	PREP BATCH #
Cyanide, Total	ND	0.010	mg/L	SW846 9012A	02/05/08	8036240
	Dilution Factor: 1			MDL.....: 0.0050		

Environmental Quality Mgt., Inc.

Client Sample ID: FWGLL4mw-195C-0585-GW

General Chemistry

Lot-Sample #...: A8A300102-024 **Work Order #...:** KF9RG **Matrix.....:** WG
Date Sampled...: 01/29/08 12:45 **Date Received..:** 01/30/08

PARAMETER	RESULT	RL	UNITS	METHOD	PREPARATION-ANALYSIS DATE	PREP BATCH #
Cyanide, Total	ND	0.010	mg/L	SW846 9012A	02/05/08	8036240

Dilution Factor: 1 MDL.....: 0.0050

Environmental Quality Mgt., Inc.

Client Sample ID: FWGLL4mw-194C-0584-GW

General Chemistry

Lot-Sample #...: A8A300102-026 Work Order #...: KF9RK Matrix.....: WG
Date Sampled...: 01/29/08 15:30 Date Received..: 01/30/08

PARAMETER	RESULT	RL	UNITS	METHOD	PREPARATION-ANALYSIS DATE	PREP BATCH #
Cyanide, Total	ND	0.010	mg/L	SW846 9012A	02/05/08	8036240

Dilution Factor: 1 MDL.....: 0.0050

MATRIX SPIKE SAMPLE EVALUATION REPORT

General Chemistry

Client Lot #...: A8A300102 **Matrix.....:** WG
Date Sampled...: 01/29/08 09:20 **Date Received..:** 01/30/08

PARAMETER	PERCENT RECOVERY	RECOVERY LIMITS	RPD	RPD LIMITS	METHOD	PREPARATION-ANALYSIS DATE	PREP BATCH #
Cyanide, Total		WO#: KF9QK1AM-MS/KF9QK1AN-MSD				MS Lot-Sample #: A8A300102-001	
	86	(80 - 120)			SW846 9012A	02/05/08	8036240
	80	(80 - 120)	7.5	(0-20)	SW846 9012A	02/05/08	8036240
		Dilution Factor: 1					

NOTE(S):

Calculations are performed before rounding to avoid round-off errors in calculated results.

MATRIX SPIKE SAMPLE EVALUATION REPORT

General Chemistry

Client Lot #...: A8A300102 **Matrix.....:** WATER
Date Sampled...: 01/30/08 15:30 **Date Received..:** 01/31/08

PARAMETER	PERCENT RECOVERY	RECOVERY LIMITS	RPD	RPD LIMITS	METHOD	PREPARATION-ANALYSIS DATE	PREP BATCH #
Cyanide, Total		WO#: KGCLG1AH-MS/KGCLG1AJ-MSD				MS Lot-Sample #: A8A310102-009	
	71	(80 - 120)			SW846 9012A	02/05/08	8036240
	77	(80 - 120)	7.6	(0-20)	SW846 9012A	02/05/08	8036240
		Dilution Factor: 1					
Nitrate-Nitrite		WO#: KGCL01AM-MS/KGCL01AN-MSD				MS Lot-Sample #: A8A310102-017	
	82	(34 - 125)			MCAWW 353.2	02/04/08	8035360
	85	(34 - 125)	3.0	(0-20)	MCAWW 353.2	02/04/08	8035360
		Dilution Factor: 1					

NOTE(S):

Calculations are performed before rounding to avoid round-off errors in calculated results.

LABORATORY CONTROL SAMPLE EVALUATION REPORT

General Chemistry

Client Lot #...: A8A300102 **Matrix.....:** WATER

PARAMETER	PERCENT RECOVERY	RECOVERY LIMITS	METHOD	PREPARATION-ANALYSIS DATE	PREP BATCH #
Cyanide, Total		Work Order #: KGKJ81AC	LCS Lot-Sample#: A8B050000-240		
	96	(80 - 120)	SW846 9012A	02/05/08	8036240
		Dilution Factor: 1			
Nitrate-Nitrite		Work Order #: KGH911AC	LCS Lot-Sample#: A8B040000-360		
	99	(79 - 117)	MCAWW 353.2	02/04/08	8035360
		Dilution Factor: 1			

NOTE(S):

Calculations are performed before rounding to avoid round-off errors in calculated results.

METHOD BLANK REPORT

General Chemistry

Client Lot #...: A8A300102 **Matrix.....:** WATER

PARAMETER	RESULT	REPORTING LIMIT	UNITS	METHOD	PREPARATION-ANALYSIS DATE	PREP BATCH #
Cyanide, Total		Work Order #: KGKJ81AA		MB Lot-Sample #:	A8B050000-240	
	ND	0.010	mg/L	SW846 9012A	02/05/08	8036240
		Dilution Factor: 1				
Nitrate-Nitrite		Work Order #: KGH911AA		MB Lot-Sample #:	A8B040000-360	
	ND	0.1	mg/L	MCAWW 353.2	02/04/08	8035360
		Dilution Factor: 1				

NOTE(S):

Calculations are performed before rounding to avoid round-off errors in calculated results.

Reporting Limits Outlier Report (detected results reported below the reporting limit)

Lab Report Batch: A8A300102 **Lab ID:** STLCAN

Client Sample ID	Lab Sample ID	Analysis Method	Matrix	Analyte Name	Lab Qualifier	Result	EDD Reporting Limit	Units
FWGEQUIPRINSE2-0610-	A8A300102007	6010B	AQ	Potassium	B J	151	1000	ug/L
FWGLL12mw-188C-0595-	A8A300102009			Chromium	B	2.4	5.0	ug/L
				Cobalt	B	2.4	5.0	ug/L
				Copper	B	4.8	5.0	ug/L
				Nickel	B	5.3	10.0	ug/L
				Vanadium	B	1.8	10.0	ug/L
FWGLL12mw-188C-0595-	A8A300102008	8082		Aroclor 1248	J	0.15	0.50	ug/L
FWGLL3mw-189C-0596-G	A8A300102021	6020		Aluminum	B	49.9	50.0	ug/L
				Zinc	B J	6.4	10.0	ug/L
FWGLL3mw-189C-0596-G	A8A300102020	8270C		bis(2-Ethylhexyl) phthalate	J	1.1	10	ug/L
FWGLL3mw-232C-0575-G	A8A300102002	6010B		Nickel	B	6.1	10.0	ug/L
		6020		Zinc	B J	8.1	10.0	ug/L
FWGLL3mw-232C-0575-G	A8A300102001	8270C		bis(2-Ethylhexyl) phthalate	J	4.3	10	ug/L
FWGLL3mw-233C-0576-G	A8A300102004	6010B		Cobalt	B	3.5	5.0	ug/L
		6020		Antimony	B	0.14	2.0	ug/L
FWGLL3mw-233C-0576-G	A8A300102003	8270C		bis(2-Ethylhexyl) phthalate	J	1.2	10	ug/L
FWGLL3mw-234C-0577-G	A8A300102013	6010B		Barium	B J	8.6	10.0	ug/L
				Nickel	B	5.2	10.0	ug/L
		6020		Zinc	B J	2.5	10.0	ug/L
FWGLL3mw-234C-0577-G	A8A300102012	8260B		Acetone	J	1.2	10	ug/L
FWGLL3mw-237C-0579-G	A8A300102019	6010B		Barium	B J	2.7	10.0	ug/L
				Manganese	B J	1.6	10.0	ug/L
		6020		Antimony	B	0.13	2.0	ug/L
				Zinc	B J	4.6	10.0	ug/L
FWGLL3mw-240C-0580-G	A8A300102017	6010B		Manganese	B J	1.7	10.0	ug/L
				Nickel	B	4.7	10.0	ug/L
				Potassium	B J	964	1000	ug/L
		6020		Aluminum	B	40.4	50.0	ug/L
				Antimony	B	1.1	2.0	ug/L
				Iron	B	44.2	50.0	ug/L
				Zinc	B J	4.3	10.0	ug/L
FWGLL3mw-240C-0580-G	A8A300102016	8270C		bis(2-Ethylhexyl) phthalate	J	1.6	10	ug/L
FWGLL3mw-241C-0581-G	A8A300102006	6010B		Barium	B J	9.7	10.0	ug/L
		6020		Zinc	B J	4.9	10.0	ug/L
FWGLL3mw-DUP2-0602-	A8A300102015	6010B		Barium	B J	8.5	10.0	ug/L
				Nickel	B	6.3	10.0	ug/L

Reporting Limits Outlier Report (detected results reported below the reporting limit)

Lab Report Batch: A8A300102 **Lab ID:** STLCAN

Client Sample ID	Lab Sample ID	Analysis Method	Matrix	Analyte Name	Lab Qualifier	Result	EDD Reporting Limit	Units
FWGLL3mw-DUP2-0602-	A8A300102015	6020	AQ	Antimony	B	0.14	2.0	ug/L
				Zinc	B J	2.7	10.0	ug/L
FWGLL4mw-193C-0583-G	A8A300102023			Aluminum	B	20.4	50.0	ug/L
				Thallium	B	0.41	1.0	ug/L
				Zinc	B J	3.7	10.0	ug/L
FWGLL4mw-194C-0584-G	A8A300102027	6010B		Potassium	B J	917	1000	ug/L
		6020		Thallium	B	0.15	1.0	ug/L
				Zinc	B J	3.2	10.0	ug/L
FWGLL4mw-195C-0585-G	A8A300102025	6010B		Cobalt	B	2.2	5.0	ug/L
		6020		Cadmium	B	0.13	0.50	ug/L
				Thallium	B	0.27	1.0	ug/L
				Zinc	B J	7.1	10.0	ug/L
FWGTEAM1-TRIP	A8A300102010	8260B		4-Methyl-2-pentanone	J	0.36	10	ug/L
				Acetone	J	4.4	10	ug/L
FWGTEAM2-TRIP	A8A300102011			4-Methyl-2-pentanone	J	0.36	10	ug/L
				Acetone	J	5.3	10	ug/L
FWGTEAM3-TRIP	A8A300102028			Acetone	J	6.3	10	ug/L

QC Outlier Report: Non-Qualified Outliers for Reporting Limits
(Sample is non-detect but reported result exceeds project requirements for reporting limit)

Lab Report Batch: A8A300102 **Lab ID:** STLCAN

Client Sample ID	Lab Sample ID	Analysis Method	Matrix	Analyte Name	Lab Qualifier	Result	Reporting Limit Criteria*	Units
FWGEQUIPRINSE2-0610-	A8A300102007	6010B	AQ	Calcium	U	1000	100.00	ug/L
				Magnesium	U	1000	100.00	ug/L
				Sodium	U	1000	200.00	ug/L

* Reporting Limit Criteria = (Dilution Factor) * (Reporting Limit from the reference project library) * (Percent Moisture Correction)
Percent Moisture Correction:
Soil: 100 / (100 - Percent Moisture)
Water: 1

Project Number and Name: **030240.0006 - Ravenna**

Technical Completeness Report

Project No. / Name : *030240.0006 / Ravenna*

Analytical Method	Total Number of Analytes	Number of Rejects	Percent Completeness
353.2	2	0	100.0
6010B	195	0	100.0
6020	91	0	100.0
7470A	13	0	100.0
8081A	273	0	100.0
8082	91	0	100.0
8260B	624	0	100.0
8270C	858	27	96.9
9012A	13	0	100.0
Total	***2160***	***27***	***98.8***

Note:

$$\text{Percent Completeness} = \frac{\text{Number of Useable Results}}{\text{Number of Reported Results}} * 100\ \%$$

[Useable results are qualified but not Rejected data]

Data Verification Summary

Site: Ravenna Army Ammunition Plant
Sampling Event: January 2008
STL Sample Delivery Group: A8A300104 **Date:** March 6, 2008
COC#: 074035,117233,336179 **Revision:** 0

Data Validator: Angye Dragotta/Environmental Quality Management, Inc. (EQM, Inc.)

QA/QC Summary

On January 29, 2008 the following samples were collected from groundwater-monitoring wells at Ravenna Army Ammunition Plant and analyzed as part of SDG A8A300104.

Field Sample ID	Analytes	Method
FWGLL3mw-232c-0575-GW	Explosives	SW846 8330
FWGLL3mw-233c-0576-GW	Nitroguanadine	SW846 M8330
FWGLL3mw-241c-0581-GW	Nitrocellulose	SW846 353.3
FWGEQUIPRinse2-0610-GW		
FWGLL12mw-188c-0595-GW		
FWGLL3mw-DUP2-0602-GW		
FWGLL3mw-234c-0577-GW		
FWGLL3mw-240c-0580-GW		
FWGLL3mw-237c-0579-GW		
FWGLL12mw-189c-0596-GW		
FWGLL4mw-193c-0583-GW		
FWGLL4mw-195c-0585-GW		
FWGLL4mw-194c-0584-GW		

The data presented in this report were evaluated according to the *Final Quality Assurance Project Plan Addendum for the Facility-Wide Groundwater Monitoring Program Ravenna Army Ammunition Plant Ravenna, OH, Portage Environmental, September 2004.* The following documents will be used as needed to supplement the project documentation: *Louisville Chemistry Guidelines, USACE, June 2002 version 5, EPA National Functional Guidelines (NFG) for Organic Data Review, EPA-540/R-99-008, October 1999, NFG for Inorganic Data Review, EPA-540/R-04-004, October 2004*, Analytical Methods, and Laboratory Standard Operating Procedures. These objectives represent accuracy and precision performance goals for each analytical method.

Thirteen coolers were received at the lab. The coolers were received between 0.2 and 4.2°C. Upon receipt, it was documented by the laboratory, that the samples were not frozen and received in good condition; therefore no qualifications were made to sample results based on temperatures less than 2°C.

It was noticed subsequent to data verification that sample FWGLL3mw-189c-0596-GW/GF was incorrectly identified. The data was reported with the incorrect sample ID. The correct sample ID is FWGLL12mw-189c-0596-GW/GF.

Data Verification Summary

Site: Ravenna Army Ammunition Plant
Sampling Event: January 2008
STL Sample Delivery Group: A8A300104
COC#: 074035,117233,336179

Date: March 6, 2008
Revision: 0

The completeness objective for the project was 90%. The completeness objective was met for this SDG, 96.6%. Limitations, if any, on the data are indicated with qualifiers detailed below.

SUMMARY OF QUALIFICATIONS AND QC OUTLIERS:

Sample ID	Method	Analyte	Concentration (ug/L)	Lab Flag	Ver Flag	Reason
FWGLL12mw-188C-0595-GW	8330	HMX	0.069	J	J	Result was between the MDL and RL
		RDX	0.083	J	J	Result was between the MDL and RL; LCS recovery was above control limits
FWGLL3mw-189C-0596-GW	8330	HMX	0.044	J	J	Result was between the MDL and RL
FWGLL3mw-234C-0577-GW	8330	RDX	0.49	-	J	LCS recovery above was control limits
		HMX	0.052	J	J	Result was between the MDL and RL
		2,6-Dinitrotolouene	0.13	PG	J	Column confirmation RPD was greater than 40%
		2-Amino-4,6-dinitrotoluene	0.31	-	J	Field Duplicate RPD was above control limits
		4-Amino-2,6-Dinitrotoluene	0.58	-	J	
FWGLL3mw-237C-0579-GW	8330	1,3-Dinitrobenzene	0.096	U	R	Surrogate recovery was 0%
		2-Nitrotoluene	0.48	U	R	
		3-Nitrotoluene	0.48	U	R	
		4-Nitrotoluene	0.48	U	R	
		Nitrobenzene	0.096	U	R	
		Nitroglycerine	0.62	U	R	
		PETN	0.62	U	R	
		Tetryl	0.096	U	R	
		1,3,5-Trinitrobenzene	0.42	-	J	
		2,4,6-TNT	3.4	-	J	
		2,4-Dinitrotoluene	0.12	-	J	
		2-Amino-4,6-dinitrotoluene	7.8	-	J	
		4-Amino-2,6-dinitrotoluene	13	-	J	
		HMX	0.16	-	J	
		RDX	0.34	-	J	Surrogate recovery was 0%; LCS recovery was above control limits

Data Verification Summary

Site: Ravenna Army Ammunition Plant
Sampling Event: January 2008
STL Sample Delivery Group: A8A300104
COC#: 074035,117233,336179

Date: March 6, 2008
Revision: 0

Sample ID	Method	Analyte	Concentration (ug/L)	Lab Flag	Ver Flag	Reason
FWGLL3mw-237C-0579-GW	8330	2,6-Dinitrotoluene	0.083	J	J	Surrogate recovery was 0%; result between was MDL and RL
FWGLL3mw-241C-0581-GW	8330	2,4-Dinitrotoluene	0.19	PG	J	Column confirmation was greater than 40%
		RDX	1.8	-	J	LCS recovery above control limits
FWGLL3mw-Dup2-602-GW	8330	2,6-Dinitrotoluene	0.12	PG	J	Column confirmation was greater than 40%
		RDX	0.58	-	J	LCS recovery above control limits
		2,4,6-TNT	0.052	J	J	Result was between MDL and RL; Field duplicate RPD was above control limits
		HMX	0.075	J	J	Result was between MDL and RL
		2-Amino-4,6-dinitrotoluene	0.43	-	J	Field Duplicate RPD was above control limits
		4-Amino-2,6-Dinitrotoluene	0.79	-	J	
FWGLL4mw-193C-0583-GW	8330	2,6-Dinitrotoluene	0.060	J	J	Result was between MDL and RL
FWGLL4mw-194C-0584-GW	8330	2,6-Dinitrotoluene	0.070	J	J	Result between MDL and RL

J = Analyte concentration is considered an estimated value.
MDL = Method Detection Limit
RL = reporting limit
MB = Method Blank
B = Analyte was found in an associated blank
%D = Percent Difference
Ver = Verification flag

U = Analyte is not detected.
R = Result is non-usable
LCS = Laboratory Control Sample
MRL = Method Reporting Limit
RPD = Relative Percent Difference

"-" = Lab did not flag analyte

Explosives- 8330

The following QC criteria were reviewed with acceptable results:

- Initial Calibration Criteria
- Retention time criteria
- MRL verification criteria
- MDL verification criteria
- ICV criteria
- The method blank was free from contamination

- Equipment Rinse was free from contamination
- MS/MSD percent recoveries and RPD value criteria

4-Nitrotoluene was not spiked and/or did not recover in the ICV, CCV, or MRL samples on instrument LC9. No qualifications made as LC9 was used as confirmation and no samples from LC10 analysis had detected concentrations of 4-Nitrotoluene.

CCV
All tetryl CCVs recovered above control limits. There were no detected concentrations for tetryl, so no qualifications were made.

LCS Recovery
RDX recovered above control limits at 124% (91-121%) in the LCS. Samples with detected concentrations of RDX were flagged as estimated, "J".

Field Duplicates
FWGLL3mw-DUP2-0602-GW was the field duplicate of FWGLL3mw-234C-0577-GW. The RPD for 2-Amino-4,6-dinitrotoluene was 32%. The RPD for 4-Amino-2,6-dinitrotoluene was 31%. The RPD for 2,4,6-Trinitrotoluene was 200%. The RPDs were above control limits of 30%. Results for the detected analytes were flagged as estimated, "J".

Second Column Confirmation
Sample FWGLL3mw-241C-0581-GW 2,4-DinitrotolueneRPD was greater than 40% between the columns. Samples FWGLL3mw-234C-0577-GW and FWGLL3mw-Dup2-0602-GW 2,6-Dinitrotoluene RPDs were greater than 40% between the columns. The results were qualified estimated "J".

Surrogate Recoveries
3,4-Dinitrotoluene did not recover in sample FWGLL3mw-237C-0579-GW. Surrogate outlier may have been caused by an elevated level of 4-amino-2,6-dinitrotolune in the sample which masked surrogate recovery. Detected analytes in sample FWGLL3mw-237C-0579-GW were flagged as estimated, "J" and non-detects flagged unusable, "R".

Nitroguanidine- 8330M
The following QC criteria were reviewed with acceptable results:

- Preservation, sample handling
- Initial Calibration criteria
- Retention time criteria
- MRL level verification criteria
- MDL verification criteria
- ICV and CCV criteria
- The method blank was free from contamination

- Equipment Rinse was free from contamination
- LCS/LCSD percent recoveries and RPD value criteria
- MS/MSD percent recoveries and RPD values criteria
- Field Duplicate RPD criteria
- Second Column confirmation criteria

No QC outliers noted.

Nitrocellulose - 353.2
The following QC criteria were reviewed with acceptable results:

- Holding times, preservation, sample handling
- Sample preparation criteria
- Initial Calibration criteria
- ICV and CCV criteria
- The method blank was free from contamination
- The equipment blank was free from contamination
- MRL Level Verification criteria
- ICB and CCBs were free from contamination
- LCS/LCSD percent recoveries and RPD value criteria
- Nitrocellulose assay criteria
- Field Duplicate RPD criteria

MS/MSD Recoveries and RPD
Recoveries were within control limits, but MS/MSD RPD was above control limits at 38%. As there were no detected concentrations of nitrocellulose in the samples and the matrix spike recoveries were within control limits, no qualifications were made to sample results.

Data Validator: Jacque Dragt
Date: 3/18/08

Senior Data Validator: Heather Mulley
Date: 3/18/08

Sample Qualification Report with Reason Codes (All Results sorted by Client Sample ID)

Client Sample ID : FWGEQUIPRINSE2-0610-GW **Lab Report Batch :** A8A300104 **Lab ID :** STLCAN

Sample Date : 01/29/2008 **Analysis Type: DL** **Sample Matrix :** AQ

Lab Sample ID: A8A300104004

Reviewed By / Date : Angye Dragotta 3/6/2008 **Approved By / Date :** Heather Medley 3/17/08

Analyte Name	Result	Uncertainty / Error	Result Units	Lab Qual	Rep Res	Overall Qual*	Temp	HT	MB	LCS	MS	Lab Dup	Surr	Rep Limit	Moist Tot/Dis	Field QC	Tune	IC	ICV	CV / CCV	Reason Codes
Analysis Method : 8330						**Dilution: 0.96**															
1,3,5-Trinitrobenzene	0.096		ug/L	U	YES																
1,3-Dinitrobenzene	0.096		ug/L	U	YES																
2,4,6-TNT	0.096		ug/L	U	YES																
2,4-Dinitrotoluene	0.096		ug/L	U	YES																
2,6-Dinitrotoluene	0.096		ug/L	U	YES																
2-Amino-4,6-dinitrotoluene	0.096		ug/L	U	YES																
2-Nitrotoluene	0.48		ug/L	U	YES																
3-Nitrotoluene	0.48		ug/L	U	YES																
4-Amino-2,6-Dinitrotoluene	0.096		ug/L	U	YES																
4-Nitrotoluene	0.48		ug/L	U	YES																
HMX	0.096		ug/L	U	YES																
Nitrobenzene	0.096		ug/L	U	YES																
NITROGLYCERINE	0.62		ug/L	U	YES																
Pentaerythritol Tetranitrate (PETN)	0.62		ug/L	U	YES																
RDX	0.096		ug/L	U	YES																
TETRYL	0.096		ug/L	U	YES																

* Overall result qualifier reflects summation of qualifiers added during automated data review and any qualifiers added manually for categories not assessed by automated data review

Sample Qualification Report with Reason Codes (All Results sorted by Client Sample ID)

Client Sample ID : FWGEQUIPRINSE2-0610-GW
Lab Report Batch : A8A300104
Lab ID : STLCAN
Sample Date : 01/29/2008
Analysis Type: RES
Sample Matrix : AQ
Lab Sample ID: A8A300104004

Reviewed By / Date : Angye Dragotta 3/6/2008
Approved By / Date : Heather McCoy 3/17/08

Analyte Name	Result	Uncertainty / Error	Result Units	Lab Qual	Rep Res	Overall Qual*	Temp	HT	MB	LCS	MS	Lab Dup	Surr	Rep Limit	Moist Tot/Dis	Field QC	Tune	IC	ICV	CV / CCV	Reason Codes
Analysis Method : 353.2 Modified						**Dilution: 1**															
Nitrocellulose	0.50		mg/L	U	YES																
Analysis Method : SW8330 Modified						**Dilution: 1**															
Nitroguanidine	20		ug/L	U	YES																

* Overall result qualifier reflects summation of qualifiers added during automated data review and any qualifiers added manually for categories not assessed by automated data review

Sample Qualification Report with Reason Codes (All Results sorted by Client Sample ID)

Client Sample ID : FWGLL12mw-188C-0595-GW **Lab Report Batch :** A8A300104 **Lab ID :** STLCAN

Sample Date : 01/29/2008 **Analysis Type: DL** **Sample Matrix :** AQ

Lab Sample ID: A8A300104005

Reviewed By / Date : Angye Dragotta 3/6/2008 **Approved By / Date :** Heather Medley 3/7/08

Analyte Name	Result	Uncertainty / Error	Result Units	Lab Qual	Rep Res	Overall Qual*	Temp	HT	MB	LCS	MS	Lab Dup	Surr	Rep Limit	Moist Tot/Dis	Field QC	Tune	IC	ICV	CV / CCV	Reason Codes
Analysis Method : 8330						**Dilution: 0.98**															
1,3,5-Trinitrobenzene	0.098		ug/L	U	YES																
1,3-Dinitrobenzene	0.098		ug/L	U	YES																
2,4,6-TNT	0.098		ug/L	U	YES																
2,4-Dinitrotoluene	0.098		ug/L	U	YES																
2,6-Dinitrotoluene	0.098		ug/L	U	YES																
2-Amino-4,6-dinitrotoluene	0.098		ug/L	U	YES																
2-Nitrotoluene	0.49		ug/L	U	YES																
3-Nitrotoluene	0.49		ug/L	U	YES																
4-Amino-2,6-Dinitrotoluene	0.098		ug/L	U	YES																
4-Nitrotoluene	0.49		ug/L	U	YES																
HMX	0.069		ug/L	J	YES	J								J							L
Nitrobenzene	0.098		ug/L	U	YES																
NITROGLYCERINE	0.64		ug/L	U	YES																
Pentaerythritol Tetranitrate (PETN)	0.64		ug/L	U	YES																
RDX	0.083		ug/L	J	YES	J				J				J							L, J
TETRYL	0.098		ug/L	U	YES																

* Overall result qualifier reflects summation of qualifiers added during automated data review and any qualifiers added manually for categories not assessed by automated data review

Sample Qualification Report with Reason Codes (All Results sorted by Client Sample ID)

Client Sample ID : FWGLL12mw-188C-0595-GW
Sample Date : 01/29/2008
Lab Sample ID: A8A300104005

Lab Report Batch : A8A300104
Analysis Type: RES

Lab ID : STLCAN
Sample Matrix : AQ

Reviewed By / Date : Angye Dragotta 3/6/2008

Approved By / Date : Heather Medley 3/7/08

Analyte Name	Result	Uncertainty / Error	Result Units	Lab Qual	Rep Res	Overall Qual*	Temp	HT	MB	LCS	MS	Lab Dup	Surr	Rep Limit	Moist Tot/Dis	Field QC	Tune	IC	ICV	CV / CCV	Reason Codes
Analysis Method : 353.2 Modified						**Dilution: 1**															
Nitrocellulose	0.50		mg/L	U	YES																
Analysis Method : SW8330 Modified						**Dilution: 1**															
Nitroguanidine	20		ug/L	U	YES																

* Overall result qualifier reflects summation of qualifiers added during automated data review and any qualifiers added manually for categories not assessed by automated data review

Sample Qualification Report with Reason Codes (All Results sorted by Client Sample ID)

Client Sample ID : FWGLL3mw-189C-0596-GW
Lab Report Batch : A8A300104
Lab ID : STLCAN
Sample Date : 01/29/2008
Analysis Type: DL
Sample Matrix : AQ
Lab Sample ID: A8A300104010

Reviewed By / Date : Angye Dragotta 3/6/2008
Approved By / Date : [signature] 3/7/08

Analyte Name	Result	Uncertainty / Error	Result Units	Lab Qual	Rep Res	Overall Qual*	Temp	HT	MB	LCS	MS	Lab Dup	Surr	Rep Limit	Moist Tot/Dis	Field QC	Tune	IC	ICV	CV / CCV	Reason Codes
Analysis Method : 8330						**Dilution: 0.96**															
1,3,5-Trinitrobenzene	0.096		ug/L	U	YES																
1,3-Dinitrobenzene	0.096		ug/L	U	YES																
2,4,6-TNT	0.096		ug/L	U	YES																
2,4-Dinitrotoluene	0.096		ug/L	U	YES																
2,6-Dinitrotoluene	0.096		ug/L	U	YES																
2-Amino-4,6-dinitrotoluene	0.096		ug/L	U	YES																
2-Nitrotoluene	0.48		ug/L	U	YES																
3-Nitrotoluene	0.48		ug/L	U	YES																
4-Amino-2,6-Dinitrotoluene	0.096		ug/L	U	YES																
4-Nitrotoluene	0.48		ug/L	U	YES																
HMX	0.044		ug/L	J	YES	J								J							L
Nitrobenzene	0.096		ug/L	U	YES																
NITROGLYCERINE	0.62		ug/L	U	YES																
Pentaerythritol Tetranitrate (PETN)	0.62		ug/L	U	YES																
RDX	0.096		ug/L	U	YES																
TETRYL	0.096		ug/L	U	YES																

* Overall result qualifier reflects summation of qualifiers added during automated data review and any qualifiers added manually for categories not assessed by automated data review

Sample Qualification Report with Reason Codes (All Results sorted by Client Sample ID)

Client Sample ID : FWGLL3mw-189C-0596-GW
Lab Report Batch : A8A300104
Lab ID : STLCAN
Sample Date : 01/29/2008
Analysis Type: RES
Sample Matrix : AQ
Lab Sample ID: A8A300104010

Reviewed By / Date : Angye Dragotta 3/6/2008
Approved By / Date : Heather Medley 3/7/08

Analyte Name	Result	Uncertainty / Error	Result Units	Lab Qual	Rep Res	Overall Qual*	Temp	HT	MB	LCS	MS	Lab Dup	Surr	Rep Limit	Moist Tot/Dis	Field QC	Tune	IC	ICV	CV / CCV	Reason Codes
Analysis Method : 353.2 Modified						**Dilution: 1**															
Nitrocellulose	0.50		mg/L	U	YES																
Analysis Method : SW8330 Modified						**Dilution: 1**															
Nitroguanidine	20		ug/L	U	YES																

* Overall result qualifier reflects summation of qualifiers added during automated data review and any qualifiers added manually for categories not assessed by automated data review

Sample Qualification Report with Reason Codes (All Results sorted by Client Sample ID)

Client Sample ID : FWGLL3mw-232C-0575-GW **Lab Report Batch :** A8A300104 **Lab ID :** STLCAN

Sample Date : 01/29/2008 **Analysis Type: DL** **Sample Matrix :** AQ

Lab Sample ID: A8A300104001

Reviewed By / Date : Angye Dragotta 3/6/2008 **Approved By / Date :** Heather Medley 3/7/08

Analyte Name	Result	Uncertainty / Error	Result Units	Lab Qual	Rep Res	Overall Qual*	Temp	HT	MB	LCS	MS	Lab Dup	Surr	Rep Limit	Moist Tot/Dis	Field QC	Tune	IC	ICV	CV / CCV	Reason Codes
Analysis Method : 8330						**Dilution: 1.05**															
1,3,5-Trinitrobenzene	0.10		ug/L	U	YES																
1,3-Dinitrobenzene	0.10		ug/L	U	YES																
2,4,6-TNT	0.10		ug/L	U	YES																P
2,4-Dinitrotoluene	0.10		ug/L	U	YES																
2,6-Dinitrotoluene	0.10		ug/L	U	YES																P
2-Amino-4,6-dinitrotoluene	0.10		ug/L	U	YES																P
2-Nitrotoluene	0.52		ug/L	U	YES																
3-Nitrotoluene	0.52		ug/L	U	YES																
4-Amino-2,6-Dinitrotoluene	0.10		ug/L	U	YES																P
4-Nitrotoluene	0.52		ug/L	U	YES																
HMX	0.10		ug/L	U	YES																P
Nitrobenzene	0.10		ug/L	U	YES																
NITROGLYCERINE	0.68		ug/L	U	YES																
Pentaerythritol Tetranitrate (PETN)	0.68		ug/L	U	YES																
RDX	0.10		ug/L	U	YES																P
TETRYL	0.10		ug/L	U	YES																

* Overall result qualifier reflects summation of qualifiers added during automated data review and any qualifiers added manually for categories not assessed by automated data review

Sample Qualification Report with Reason Codes (All Results sorted by Client Sample ID)

Client Sample ID : FWGLL3mw-232C-0575-GW **Lab Report Batch :** A8A300104 **Lab ID :** STLCAN

Sample Date : 01/29/2008 **Analysis Type: RES** **Sample Matrix :** AQ

Lab Sample ID: A8A300104001

Reviewed By / Date : Angye Dragotta 3/6/2008 **Approved By / Date :** 3/7/08

Analyte Name	Result	Uncertainty / Error	Result Units	Lab Qual	Rep Res	Overall Qual*	Temp	HT	MB	LCS	MS	Lab Dup	Surr	Rep Limit	Moist Tot/Dis	Field QC	Tune	IC	ICV	CV / CCV	Reason Codes
Analysis Method : 353.2 Modified						**Dilution: 1**															
Nitrocellulose	0.50		mg/L	U	YES																
Analysis Method : SW8330 Modified						**Dilution: 1**															
Nitroguanidine	20		ug/L	U	YES																

* Overall result qualifier reflects summation of qualifiers added during automated data review and any qualifiers added manually for categories not assessed by automated data review

Sample Qualification Report with Reason Codes (All Results sorted by Client Sample ID)

Client Sample ID : FWGLL3mw-233C-0576-GW
Lab Report Batch : A8A300104
Lab ID : STLCAN
Sample Date : 01/29/2008
Analysis Type: DL
Sample Matrix : AQ
Lab Sample ID: A8A300104002

Reviewed By / Date : Angye Dragotta 3/6/2008
Approved By / Date : 3/7/08

Analyte Name	Result	Uncertainty / Error	Result Units	Lab Qual	Rep Res	Overall Qual*	Temp	HT	MB	LCS	MS	Lab Dup	Surr	Rep Limit	Moist Tot/Dis	Field QC	Tune	IC	ICV	CV / CCV	Reason Codes
Analysis Method : 8330						**Dilution: 1.11**															
1,3,5-Trinitrobenzene	0.11		ug/L	U	YES																
1,3-Dinitrobenzene	0.11		ug/L	U	YES																
2,4,6-TNT	0.11		ug/L	U	YES																
2,4-Dinitrotoluene	0.11		ug/L	U	YES																
2,6-Dinitrotoluene	0.11		ug/L	U	YES																
2-Amino-4,6-dinitrotoluene	0.11		ug/L	U	YES																
2-Nitrotoluene	0.56		ug/L	U	YES																
3-Nitrotoluene	0.56		ug/L	U	YES																
4-Amino-2,6-Dinitrotoluene	0.11		ug/L	U	YES																
4-Nitrotoluene	0.56		ug/L	U	YES																
HMX	0.11		ug/L	U	YES																
Nitrobenzene	0.11		ug/L	U	YES																
NITROGLYCERINE	0.72		ug/L	U	YES																
Pentaerythritol Tetranitrate (PETN)	0.72		ug/L	U	YES																
RDX	0.11		ug/L	U	YES																
TETRYL	0.11		ug/L	U	YES																

* Overall result qualifier reflects summation of qualifiers added during automated data review and any qualifiers added manually for categories not assessed by automated data review

Sample Qualification Report with Reason Codes (All Results sorted by Client Sample ID)

Client Sample ID : FWGLL3mw-233C-0576-GW **Lab Report Batch :** A8A300104 **Lab ID :** STLCAN

Sample Date : 01/29/2008 **Analysis Type: RES** **Sample Matrix :** AQ

Lab Sample ID: A8A300104002

Reviewed By / Date : Angye Dragotta 3/6/2008 **Approved By / Date :** Heather McCoy 3/7/08

Analyte Name	Result	Uncertainty / Error	Result Units	Lab Qual	Rep Res	Overall Qual*	Temp	HT	MB	LCS	MS	Lab Dup	Surr	Rep Limit	Moist Tot/Dis	Field QC	Tune	IC	ICV	CV / CCV	Reason Codes
Analysis Method : 353.2 Modified						**Dilution: 1**															
Nitrocellulose	0.50		mg/L	U	YES																
Analysis Method : SW8330 Modified						**Dilution: 1**															
Nitroguanidine	20		ug/L	U	YES																

* Overall result qualifier reflects summation of qualifiers added during automated data review and any qualifiers added manually for categories not assessed by automated data review

Sample Qualification Report with Reason Codes (All Results sorted by Client Sample ID)

Client Sample ID : FWGLL3mw-234C-0577-GW **Lab Report Batch :** A8A300104 **Lab ID :** STLCAN

Sample Date : 01/29/2008 **Analysis Type: DL** **Sample Matrix :** AQ

Lab Sample ID: A8A300104006

Reviewed By / Date : Angye Dragotta 3/6/2008 **Approved By / Date :**

Analyte Name	Result	Uncertainty / Error	Result Units	Lab Qual	Rep Res	Overall Qual*	Temp	HT	MB	LCS	MS	Lab Dup	Surr	Rep Limit	Moist Tot/Dis	Field QC	Tune	IC	ICV	CV / CCV	Reason Codes
Analysis Method : 8330						**Dilution: 0.96**															
1,3,5-Trinitrobenzene	0.096		ug/L	U	YES																
1,3-Dinitrobenzene	0.096		ug/L	U	YES																
2,4,6-TNT	0.096		ug/L	U	YES																P
2,4-Dinitrotoluene	0.096		ug/L	U	YES																
2,6-Dinitrotoluene	0.13		ug/L	PG	YES	J															
2-Amino-4,6-dinitrotoluene	0.31		ug/L		YES	J						✓									✓ P
2-Nitrotoluene	0.48		ug/L	U	YES																
3-Nitrotoluene	0.48		ug/L	U	YES																
4-Amino-2,6-Dinitrotoluene	0.58		ug/L		YES	J						✓									✓ P
4-Nitrotoluene	0.48		ug/L	U	YES																
HMX	0.052		ug/L	J	YES	J								J							L
Nitrobenzene	0.096		ug/L	U	YES																
NITROGLYCERINE	0.62		ug/L	U	YES																
Pentaerythritol Tetranitrate (PETN)	0.62		ug/L	U	YES																
RDX	0.49		ug/L		YES	J				J											I
TETRYL	0.096		ug/L	U	YES																

* Overall result qualifier reflects summation of qualifiers added during automated data review and any qualifiers added manually for categories not assessed by automated data review

Sample Qualification Report with Reason Codes (All Results sorted by Client Sample ID)

Client Sample ID : FWGLL3mw-234C-0577-GW
Lab Report Batch : A8A300104
Lab ID : STLCAN
Sample Date : 01/29/2008
Analysis Type: RES
Sample Matrix : AQ
Lab Sample ID: A8A300104006

Reviewed By / Date : Angye Dragotta 3/6/2008
Approved By / Date : Heather Medley 3/7/08

Analyte Name	Result	Uncertainty / Error	Result Units	Lab Qual	Rep Res	Overall Qual*	Temp	HT	MB	LCS	MS	Lab Dup	Surr	Rep Limit	Moist Tot/Dis	Field QC	Tune	IC	ICV	CV / CCV	Reason Codes
Analysis Method : 353.2 Modified						**Dilution: 1**															
Nitrocellulose	0.50		mg/L	U	YES																
Analysis Method : SW8330 Modified						**Dilution: 1**															
Nitroguanidine	20		ug/L	U	YES																

* Overall result qualifier reflects summation of qualifiers added during automated data review and any qualifiers added manually for categories not assessed by automated data review

Sample Qualification Report with Reason Codes (All Results sorted by Client Sample ID)

Client Sample ID : FWGLL3mw-237C-0579-GW **Lab Report Batch :** A8A300104 **Lab ID :** STLCAN

Sample Date : 01/29/2008 **Analysis Type: DL** **Sample Matrix :** AQ

Lab Sample ID: A8A300104009

Reviewed By / Date : Angye Dragotta 3/6/2008 **Approved By / Date :** Heather Hadley 3/13/08

Analyte Name	Result	Uncertainty / Error	Result Units	Lab Qual	Rep Res	Overall Qual*	Temp	HT	MB	LCS	MS	Lab Dup	Surr	Rep Limit	Moist Tot/Dis	Field QC	Tune	IC	ICV	CV / CCV	Reason Codes
Analysis Method : 8330						**Dilution: 0.96**															
1,3,5-Trinitrobenzene	0.42		ug/L		YES	J							J								
1,3-Dinitrobenzene	0.096		ug/L	U	YES	R							R								G-
2,4,6-TNT	3.4		ug/L		YES	J							J								
2,4-Dinitrotoluene	0.12		ug/L		YES	J							J								
2,6-Dinitrotoluene	0.083		ug/L	J	YES	J							J	J							L
2-Amino-4,6-dinitrotoluene	7.8		ug/L		YES	J							J								
2-Nitrotoluene	0.48		ug/L	U	YES	R							R								G-
3-Nitrotoluene	0.48		ug/L	U	YES	R							R								G-
4-Amino-2,6-Dinitrotoluene	13		ug/L		YES	J							J								
4-Nitrotoluene	0.48		ug/L	U	YES	R							R								G-
HMX	0.16		ug/L		YES	J							J								
Nitrobenzene	0.096		ug/L	U	YES	R							R								G-
NITROGLYCERINE	0.62		ug/L	U	YES	R							R								G-
Pentaerythritol Tetranitrate (PETN)	0.62		ug/L	U	YES	R							R								G-
RDX	0.34		ug/L		YES	J				J			J								
TETRYL	0.096		ug/L	U	YES	R							R								G-

* Overall result qualifier reflects summation of qualifiers added during automated data review and any qualifiers added manually for categories not assessed by automated data review

Sample Qualification Report with Reason Codes (All Results sorted by Client Sample ID)

Client Sample ID : FWGLL3mw-237C-0579-GW **Lab Report Batch :** A8A300104 **Lab ID :** STLCAN

Sample Date : 01/29/2008 **Analysis Type: RES** **Sample Matrix :** AQ

Lab Sample ID: A8A300104009

Reviewed By / Date : Angye Dragotta 3/6/2008 **Approved By / Date :** 3/7/08

Analyte Name	Result	Uncertainty / Error	Result Units	Lab Qual	Rep Res	Overall Qual*	Temp	HT	MB	LCS	MS	Lab Dup	Surr	Rep Limit	Moist Tot/Dis	Field QC	Tune	IC	ICV	CV / CCV	Reason Codes
Analysis Method : 353.2 Modified						**Dilution: 1**															
Nitrocellulose	0.50		mg/L	U	YES																
Analysis Method : SW8330 Modified						**Dilution: 1**															
Nitroguanidine	20		ug/L	U	YES																

* Overall result qualifier reflects summation of qualifiers added during automated data review and any qualifiers added manually for categories not assessed by automated data review

Sample Qualification Report with Reason Codes (All Results sorted by Client Sample ID)

Client Sample ID : FWGLL3mw-240C-0580-GW **Lab Report Batch :** A8A300104 **Lab ID :** STLCAN

Sample Date : 01/29/2008 **Analysis Type: DL** **Sample Matrix :** AQ

Lab Sample ID: A8A300104008

Reviewed By / Date : Angye Dragotta 3/6/2008 **Approved By / Date :** Heather Medley 3/7/08

Analyte Name	Result	Uncertainty / Error	Result Units	Lab Qual	Rep Res	Overall Qual*	Temp	HT	MB	LCS	MS	Lab Dup	Surr	Rep Limit	Moist Tot/Dis	Field QC	Tune	IC	ICV	CV / CCV	Reason Codes
Analysis Method : 8330						**Dilution: 0.98**															
1,3,5-Trinitrobenzene	0.098		ug/L	U	YES																
1,3-Dinitrobenzene	0.098		ug/L	U	YES																
2,4,6-TNT	0.098		ug/L	U	YES																
2,4-Dinitrotoluene	0.098		ug/L	U	YES																
2,6-Dinitrotoluene	0.098		ug/L	U	YES																
2-Amino-4,6-dinitrotoluene	0.098		ug/L	U	YES																
2-Nitrotoluene	0.49		ug/L	U	YES																
3-Nitrotoluene	0.49		ug/L	U	YES																
4-Amino-2,6-Dinitrotoluene	0.098		ug/L	U	YES																
4-Nitrotoluene	0.49		ug/L	U	YES																
HMX	0.098		ug/L	U	YES																
Nitrobenzene	0.098		ug/L	U	YES																
NITROGLYCERINE	0.64		ug/L	U	YES																
Pentaerythritol Tetranitrate (PETN)	0.64		ug/L	U	YES																
RDX	0.098		ug/L	U	YES																
TETRYL	0.098		ug/L	U	YES																

* Overall result qualifier reflects summation of qualifiers added during automated data review and any qualifiers added manually for categories not assessed by automated data review

Sample Qualification Report with Reason Codes (All Results sorted by Client Sample ID)

Client Sample ID : FWGLL3mw-240C-0580-GW **Lab Report Batch :** A8A300104 **Lab ID :** STLCAN

Sample Date : 01/29/2008 **Analysis Type: RES** **Sample Matrix :** AQ

Lab Sample ID: A8A300104008

Reviewed By / Date : Angye Dragotta 3/6/2008 **Approved By / Date :** Heather Medley 3/7/08

Analyte Name	Result	Uncertainty / Error	Result Units	Lab Qual	Rep Res	Overall Qual*	Temp	HT	MB	LCS	MS	Lab Dup	Surr	Rep Limit	Moist Tot/Dis	Field QC	Tune	IC	ICV	CV / CCV	Reason Codes
Analysis Method : 353.2 Modified						**Dilution: 1**															
Nitrocellulose	0.50		mg/L	U	YES																
Analysis Method : SW8330 Modified						**Dilution: 1**															
Nitroguanidine	20		ug/L	U	YES																

* Overall result qualifier reflects summation of qualifiers added during automated data review and any qualifiers added manually for categories not assessed by automated data review

Sample Qualification Report with Reason Codes (All Results sorted by Client Sample ID)

Client Sample ID : FWGLL3mw-241C-0581-GW
Lab Report Batch : A8A300104
Lab ID : STLCAN
Sample Date : 01/29/2008
Analysis Type: DL
Sample Matrix : AQ
Lab Sample ID: A8A300104003

Reviewed By / Date : Angye Dragotta 3/6/2008
Approved By / Date : Heather Medley 3/17/08

Analyte Name	Result	Uncertainty / Error	Result Units	Lab Qual	Rep Res	Overall Qual*	Temp	HT	MB	LCS	MS	Lab Dup	Surr	Rep Limit	Moist Tot/Dis	Field QC	Tune	IC	ICV	CV / CCV	Reason Codes
Analysis Method : 8330						**Dilution: 1.07**															
1,3,5-Trinitrobenzene	6.1		ug/L		YES																
1,3-Dinitrobenzene	0.11		ug/L	U	YES																
2,4,6-TNT	7.4		ug/L		YES																
2,4-Dinitrotoluene	0.19		ug/L	PG	YES	J															P,
2,6-Dinitrotoluene	0.24		ug/L		YES																
2-Amino-4,6-dinitrotoluene	6.4		ug/L		YES																
2-Nitrotoluene	0.54		ug/L	U	YES																
3-Nitrotoluene	0.54		ug/L	U	YES																
4-Amino-2,6-Dinitrotoluene	5.9		ug/L		YES																
4-Nitrotoluene	0.54		ug/L	U	YES																
HMX	0.47		ug/L		YES																
Nitrobenzene	0.11		ug/L	U	YES																
NITROGLYCERINE	0.70		ug/L	U	YES																
Pentaerythritol Tetranitrate (PETN)	0.70		ug/L	U	YES																
RDX	1.8		ug/L		YES	J				J											J
TETRYL	0.11		ug/L	U	YES																

* Overall result qualifier reflects summation of qualifiers added during automated data review and any qualifiers added manually for categories not assessed by automated data review

Sample Qualification Report with Reason Codes (All Results sorted by Client Sample ID)

Client Sample ID : FWGLL3mw-241C-0581-GW **Lab Report Batch :** A8A300104 **Lab ID :** STLCAN

Sample Date : 01/29/2008 **Analysis Type: RES** **Sample Matrix :** AQ

Lab Sample ID: A8A300104003

Reviewed By / Date : Angye Dragotta 3/6/2008 **Approved By / Date :** Daughna Medley 3/7/08

Analyte Name	Result	Uncertainty / Error	Result Units	Lab Qual	Rep Res	Overall Qual*	Temp	HT	MB	LCS	MS	Lab Dup	Surr	Rep Limit	Moist Tot/Dis	Field QC	Tune	IC	ICV	CV / CCV	Reason Codes
Analysis Method : 353.2 Modified						**Dilution: 1**															
Nitrocellulose	0.50		mg/L	U	YES																
Analysis Method : SW8330 Modified						**Dilution: 1**															
Nitroguanidine	20		ug/L	U	YES																

* Overall result qualifier reflects summation of qualifiers added during automated data review and any qualifiers added manually for categories not assessed by automated data review

Sample Qualification Report with Reason Codes (All Results sorted by Client Sample ID)

Client Sample ID : FWGLL3mw-DUP2-0602-GW **Lab Report Batch :** A8A300104 **Lab ID :** STLCAN

Sample Date : 01/29/2008 **Analysis Type: DL** **Sample Matrix :** AQ

Lab Sample ID: A8A300104007

Reviewed By / Date : Angye Dragotta 3/6/2008 **Approved By / Date :** Heather Kelly 3/17/08

Analyte Name	Result	Uncertainty / Error	Result Units	Lab Qual	Rep Res	Overall Qual*	Temp	HT	MB	LCS	MS	Lab Dup	Surr	Rep Limit	Moist Tot/Dis	Field QC	Tune	IC	ICV	CV / CCV	Reason Codes
Analysis Method : 8330						**Dilution: 0.96**															
1,3,5-Trinitrobenzene	0.096		ug/L	U	YES																
1,3-Dinitrobenzene	0.096		ug/L	U	YES																
2,4,6-TNT	0.052		ug/L	J	YES	J								J							L, P5
2,4-Dinitrotoluene	0.096		ug/L	U	YES																
2,6-Dinitrotoluene	0.12		ug/L	PG	YES	J															P5
2-Amino-4,6-dinitrotoluene	0.43		ug/L		YES	J															P5
2-Nitrotoluene	0.48		ug/L	U	YES																
3-Nitrotoluene	0.48		ug/L	U	YES																
4-Amino-2,6-Dinitrotoluene	0.79		ug/L		YES	J															P5
4-Nitrotoluene	0.48		ug/L	U	YES																
HMX	0.075		ug/L	J	YES	J								J							L
Nitrobenzene	0.096		ug/L	U	YES																
NITROGLYCERINE	0.62		ug/L	U	YES																
Pentaerythritol Tetranitrate (PETN)	0.62		ug/L	U	YES																
RDX	0.58		ug/L		YES	J				J											J
TETRYL	0.096		ug/L	U	YES																

* Overall result qualifier reflects summation of qualifiers added during automated data review and any qualifiers added manually for categories not assessed by automated data review

Sample Qualification Report with Reason Codes (All Results sorted by Client Sample ID)

Client Sample ID : FWGLL3mw-DUP2-0602-GW **Lab Report Batch :** A8A300104 **Lab ID :** STLCAN

Sample Date : 01/29/2008 **Analysis Type: RES** **Sample Matrix :** AQ

Lab Sample ID: A8A300104007

Reviewed By / Date : Angye Dragotta 3/6/2008 **Approved By / Date :** Heather Medley 3/7/08

Analyte Name	Result	Uncertainty / Error	Result Units	Lab Qual	Rep Res	Overall Qual*	Temp	HT	MB	LCS	MS	Lab Dup	Surr	Rep Limit	Moist Tot/Dis	Field QC	Tune	IC	ICV	CV / CCV	Reason Codes
Analysis Method : 353.2 Modified						**Dilution: 1**															
Nitrocellulose	0.50		mg/L	U	YES																
Analysis Method : SW8330 Modified						**Dilution: 1**															
Nitroguanidine	20		ug/L	U	YES																

* Overall result qualifier reflects summation of qualifiers added during automated data review and any qualifiers added manually for categories not assessed by automated data review

Sample Qualification Report with Reason Codes (All Results sorted by Client Sample ID)

Client Sample ID : FWGLL4mw-193C-0583-GW **Lab Report Batch :** A8A300104 **Lab ID :** STLCAN

Sample Date : 01/29/2008 **Analysis Type: DL** **Sample Matrix :** AQ

Lab Sample ID: A8A300104011

Reviewed By / Date : Angye Dragotta 3/6/2008 **Approved By / Date :** Heather Medley 3/7/08

Analyte Name	Result	Uncertainty / Error	Result Units	Lab Qual	Rep Res	Overall Qual*	Temp	HT	MB	LCS	MS	Lab Dup	Surr	Rep Limit	Moist Tot/Dis	Field QC	Tune	IC	ICV	CV / CCV	Reason Codes
Analysis Method : 8330						**Dilution: 0.99**															
1,3,5-Trinitrobenzene	0.099		ug/L	U	YES																
1,3-Dinitrobenzene	0.099		ug/L	U	YES																
2,4,6-TNT	0.099		ug/L	U	YES																
2,4-Dinitrotoluene	0.099		ug/L	U	YES																
2,6-Dinitrotoluene	0.060		ug/L	J	YES	J								J							L
2-Amino-4,6-dinitrotoluene	0.099		ug/L	U	YES																
2-Nitrotoluene	0.50		ug/L	U	YES																
3-Nitrotoluene	0.50		ug/L	U	YES																
4-Amino-2,6-Dinitrotoluene	0.099		ug/L	U	YES																
4-Nitrotoluene	0.50		ug/L	U	YES																
HMX	0.099		ug/L	U	YES																
Nitrobenzene	0.099		ug/L	U	YES																
NITROGLYCERINE	0.64		ug/L	U	YES																
Pentaerythritol Tetranitrate (PETN)	0.64		ug/L	U	YES																
RDX	0.099		ug/L	U	YES																
TETRYL	0.099		ug/L	U	YES																

* Overall result qualifier reflects summation of qualifiers added during automated data review and any qualifiers added manually for categories not assessed by automated data review

Sample Qualification Report with Reason Codes (All Results sorted by Client Sample ID)

Client Sample ID : FWGLL4mw-193C-0583-GW **Lab Report Batch :** A8A300104 **Lab ID :** STLCAN

Sample Date : 01/29/2008 **Analysis Type: RES** **Sample Matrix :** AQ

Lab Sample ID: A8A300104011

Reviewed By / Date : Angye Dragotta 3/6/2008 **Approved By / Date :** Heather Medley 3/7/08

Analyte Name	Result	Uncertainty / Error	Result Units	Lab Qual	Rep Res	Overall Qual*	Temp	HT	MB	LCS	MS	Lab Dup	Surr	Rep Limit	Moist Tot/Dis	Field QC	Tune	IC	ICV	CV / CCV	Reason Codes
Analysis Method : 353.2 Modified						**Dilution: 1**															
Nitrocellulose	0.50		mg/L	U	YES																
Analysis Method : SW8330 Modified						**Dilution: 1**															
Nitroguanidine	20		ug/L	U	YES																

* Overall result qualifier reflects summation of qualifiers added during automated data review and any qualifiers added manually for categories not assessed by automated data review

Sample Qualification Report with Reason Codes (All Results sorted by Client Sample ID)

Client Sample ID : FWGLL4mw-194C-0584-GW
Lab Report Batch : A8A300104
Lab ID : STLCAN
Sample Date : 01/29/2008
Analysis Type: DL
Sample Matrix : AQ
Lab Sample ID: A8A300104013

Reviewed By / Date : Angye Dragotta 3/6/2008
Approved By / Date : Heather McCoy 3/7/08

Analyte Name	Result	Uncertainty / Error	Result Units	Lab Qual	Rep Res	Overall Qual*	Temp	HT	MB	LCS	MS	Lab Dup	Surr	Rep Limit	Moist Tot/Dis	Field QC	Tune	IC	ICV	CV / CCV	Reason Codes
Analysis Method : 8330						**Dilution: 0.97**															
1,3,5-Trinitrobenzene	0.097		ug/L	U	YES																
1,3-Dinitrobenzene	0.097		ug/L	U	YES																
2,4,6-TNT	0.097		ug/L	U	YES																
2,4-Dinitrotoluene	0.097		ug/L	U	YES																
2,6-Dinitrotoluene	0.070		ug/L	J	YES	J								J							L
2-Amino-4,6-dinitrotoluene	0.097		ug/L	U	YES																
2-Nitrotoluene	0.48		ug/L	U	YES																
3-Nitrotoluene	0.48		ug/L	U	YES																
4-Amino-2,6-Dinitrotoluene	0.097		ug/L	U	YES																
4-Nitrotoluene	0.48		ug/L	U	YES																
HMX	0.097		ug/L	U	YES																
Nitrobenzene	0.097		ug/L	U	YES																
NITROGLYCERINE	0.63		ug/L	U	YES																
Pentaerythritol Tetranitrate (PETN)	0.63		ug/L	U	YES																
RDX	0.097		ug/L	U	YES																
TETRYL	0.097		ug/L	U	YES																

* Overall result qualifier reflects summation of qualifiers added during automated data review and any qualifiers added manually for categories not assessed by automated data review

Sample Qualification Report with Reason Codes (All Results sorted by Client Sample ID)

Client Sample ID : FWGLL4mw-194C-0584-GW **Lab Report Batch :** A8A300104 **Lab ID :** STLCAN

Sample Date : 01/29/2008 **Analysis Type: RES** **Sample Matrix :** AQ

Lab Sample ID: A8A300104013

Reviewed By / Date : Angye Dragotta 3/6/2008 **Approved By / Date :** Heather Neely 3/7/08

Analyte Name	Result	Uncertainty / Error	Result Units	Lab Qual	Rep Res	Overall Qual*	Temp	HT	MB	LCS	MS	Lab Dup	Surr	Rep Limit	Moist Tot/Dis	Field QC	Tune	IC	ICV	CV / CCV	Reason Codes
Analysis Method : 353.2 Modified						**Dilution: 1**															
Nitrocellulose	0.50		mg/L	U	YES																
Analysis Method : SW8330 Modified						**Dilution: 1**															
Nitroguanidine	20		ug/L	U	YES																

* Overall result qualifier reflects summation of qualifiers added during automated data review and any qualifiers added manually for categories not assessed by automated data review

Sample Qualification Report with Reason Codes (All Results sorted by Client Sample ID)

Client Sample ID : FWGLL4mw-195C-0585-GW
Lab Report Batch : A8A300104
Lab ID : STLCAN
Sample Date : 01/29/2008
Analysis Type: DL
Sample Matrix : AQ
Lab Sample ID: A8A300104012

Reviewed By / Date : Angye Dragotta 3/6/2008
Approved By / Date : Heather Madey 3/7/08

Analyte Name	Result	Uncertainty / Error	Result Units	Lab Qual	Rep Res	Overall Qual*	Temp	HT	MB	LCS	MS	Lab Dup	Surr	Rep Limit	Moist Tot/Dis	Field QC	Tune	IC	ICV	CV / CCV	Reason Codes
Analysis Method : 8330						**Dilution: 1.03**															
1,3,5-Trinitrobenzene	0.10		ug/L	U	YES																
1,3-Dinitrobenzene	0.10		ug/L	U	YES																
2,4,6-TNT	0.10		ug/L	U	YES																
2,4-Dinitrotoluene	0.10		ug/L	U	YES																
2,6-Dinitrotoluene	0.10		ug/L	U	YES																
2-Amino-4,6-dinitrotoluene	0.10		ug/L	U	YES																
2-Nitrotoluene	0.52		ug/L	U	YES																
3-Nitrotoluene	0.52		ug/L	U	YES																
4-Amino-2,6-Dinitrotoluene	0.10		ug/L	U	YES																
4-Nitrotoluene	0.52		ug/L	U	YES																
HMX	0.10		ug/L	U	YES																
Nitrobenzene	0.10		ug/L	U	YES																
NITROGLYCERINE	0.67		ug/L	U	YES																
Pentaerythritol Tetranitrate (PETN)	0.67		ug/L	U	YES																
RDX	0.10		ug/L	U	YES																
TETRYL	0.10		ug/L	U	YES																

* Overall result qualifier reflects summation of qualifiers added during automated data review and any qualifiers added manually for categories not assessed by automated data review

Sample Qualification Report with Reason Codes (All Results sorted by Client Sample ID)

Client Sample ID : FWGLL4mw-195C-0585-GW
Lab Report Batch : A8A300104
Lab ID : STLCAN
Sample Date : 01/29/2008
Analysis Type: RES
Sample Matrix : AQ
Lab Sample ID: A8A300104012

Reviewed By / Date : Angye Dragotta 3/6/2008
Approved By / Date : Heather Kelly 3/7/08

Analyte Name	Result	Uncertainty / Error	Result Units	Lab Qual	Rep Res	Overall Qual*	Temp	HT	MB	LCS	MS	Lab Dup	Surr	Rep Limit	Moist Tot/Dis	Field QC	Tune	IC	ICV	CV / CCV	Reason Codes
Analysis Method : 353.2 Modified						**Dilution: 1**															
Nitrocellulose	0.50		mg/L	U	YES																
Analysis Method : SW8330 Modified						**Dilution: 1**															
Nitroguanidine	20		ug/L	U	YES																

* Overall result qualifier reflects summation of qualifiers added during automated data review and any qualifiers added manually for categories not assessed by automated data review

Reason Code Library: Example 1

Category	Code
Low Bias Indicator	-
High Bias Indicator	+
Temperature	A
Holding Times	
Sampling to Analysis	C
Sampling to Extraction	D
Extaction to Analysis	E
Method Blanks	F
Surrogate Recovery	G
MS/MSD	
MS/MSD Recovery	H
MS/MSD RPD	I
LCS	
LCS Recovery	J
LCS RPD	K
Reporting Limits	L
Field QC	
Field Blank	M
Equipment Blank	N
Trip Blank	O
Field Duplicate	P

Category	Code
Initial Calibration	
Initial Calibration RRF	Q
Initial Calibration RSD	R
Initial Calibration Cor. Coef	S
Initial Calibration Verification	
Initial Calibration Verificaton RRF	T
Initial CalibrationVerification %D	U
Continuing Calibration	
Continuing Calibraiton RRF	V
Continuing Calibration %D	W
GC/MS Tune	
GC/MS Tune for Initial Calibration	X
GC/MS Tune for Continuing Calibration	Y
Laboratory Duplicate	Z
Categories not Assessed by Automated Data Review*	
Internal Standards	Is
Calibration Blanks	Cb
Resolution Check Mixture	Rm
Performance Evaluation Mixture	Pm
Professional Judgement	Pj

* Qualifiers for data-review categories not assessed by automated data review are manually entered by the user. The application automaticallly adds reason codes listed here when the user manually adds qualifiers for these categories if the option for applying reason codes was selected during automated data review.

CASE NARRATIVE

A8A300104

The following report contains the analytical results for thirteen water samples submitted to TestAmerica North Canton by Environmental Quality Mgt. Inc. from the RVAAP(OH) Site, project number 30240.0006PN. The samples were received January 30, 2008, according to documented sample acceptance procedures.

The 8330 Explosives, Nitroguanidine, and 353.2 Nitrocellulose as N analyses were performed at the TestAmerica West Sacramento laboratory. Refer to TestAmerica West Sacramento narrative included in their data package for additional information.

TestAmerica utilizes USEPA approved methods in all analytical work. The samples presented in this report were analyzed for the parameter(s) listed on the analytical methods summary page in accordance with the method(s) indicated. Preliminary results were provided to Eric Corbin and Heather Medley on February 13, 2008. A summary of QC data for these analyses is included at the back of the report.

TestAmerica North Canton attests to the validity of the laboratory data generated by TestAmerica facilities reported herein. All analyses performed by TestAmerica facilities were done using established laboratory SOPs that incorporate QA/QC procedures described in the applicable methods. TestAmerica's operations groups have reviewed the data for compliance with the laboratory QA/QC plan, and data have been found to be compliant with laboratory protocols unless otherwise noted below.

Any reference within this document to Severn Trent Laboratories, Inc. or STL, should be understood to refer to TestAmerica Laboratories, Inc. (formerly known as Severn Trent Laboratories, Inc.)

The test results in this report meet all NELAP requirements for parameters for which accreditation is required or available. Any exceptions to NELAP requirements are noted in this report. Pursuant to NELAP, this report may not be reproduced, except in full, without the written approval of the laboratory.

Please refer to the Quality Control Elements Narrative following this case narrative for additional quality control information.

If you have any questions, please call the Project Manager, Mark J. Loeb, at 330-497-9396.

This report is sequentially paginated. The final page of the report is labeled as "END OF REPORT."

CASE NARRATIVE (continued)

SUPPLEMENTAL QC INFORMATION

SAMPLE RECEIVING

The coolers were received at temperatures ranging from 0.9 to 5.1°C.

GENERAL CHEMISTRY

The matrix spike/matrix spike duplicate(s) for FWGLL3mw-232C-0575-GW had RPD's outside acceptance limits. However, since the associated method blank(s) and laboratory control sample(s) were in control, no corrective action was necessary.

QUALITY CONTROL ELEMENTS NARRATIVE

TestAmerica North Canton conducts a quality assurance/quality control (QA/QC) program designed to provide scientifically valid and legally defensible data. Toward this end, several types of quality control indicators are incorporated into the QA/QC program, which is described in detail in QA Policy, QA-003. These indicators are introduced into the sample testing process to provide a mechanism for the assessment of the analytical data.

QC BATCH

Environmental samples are taken through the testing process in groups called QUALITY CONTROL BATCHES (QC batches). A QC batch contains up to twenty environmental samples of a similar matrix (water, soil) that are processed using the same reagents and standards. TestAmerica North Canton requires that each environmental sample be associated with a QC batch.

Several quality control samples are included in each QC batch and are processed identically to the twenty environmental samples.

For SW846/RCRA methods, QC samples include a METHOD BLANK (MB), a LABORATORY CONTROL SAMPLE (LCS) and, where appropriate, a MATRIX SPIKE/MATRIX SPIKE DUPLICATE (MS/MSD) pair or a MATRIX SPIKE/SAMPLE DUPLICATE (MS/DU) pair. If there is insufficient sample to perform an MS/MSD or an MS/DU, then a LABORATORY *CONTROL SAMPLE DUPLICATE (LCSD) is included in* the QC batch.

For 600 series/CWA methods, QC samples include a METHOD BLANK (MB), a LABORATORY CONTROL SAMPLE (LCS) and, where appropriate, a MATRIX SPIKE (MS). An MS is prepared and analyzed at a 10% frequency for GC Methods and at a 5% frequency for GC/MS methods.

LABORATORY CONTROL SAMPLE

The Laboratory Control Sample is a QC sample that is created by adding known concentrations of a full or partial set of target analytes to a matrix similar to that of the environmental samples in the QC batch. Multi peak responders may not be included in the target spike list due to co-elution. The LCS analyte recovery results are used to monitor the analytical process and provide evidence that the laboratory is performing the method within acceptable guidelines. All control analytes indicated by a bold type in the LCS *must meet acceptance criteria.* Failure to meet the established recovery guidelines requires the repreparation and reanalysis of all samples in the QC batch. Comparison of only the failed parameters from the first batch are evaluated. The only exception to the rework requirement is that if the LCS recoveries are biased high and the associated sample is ND (non-detected) for the parameter(s) of interest, the batch is acceptable.

At times, a Laboratory Control Sample Duplicate (LCSD) is also included in the QC batch. An LCSD is a QC sample that is created and handled identically to the LCS. Analyte recovery data from the LCSD is assessed in the same way as that of the LCS. The LCSD recoveries, together with the LCS recoveries, are used to determine the reproducibility (precision) of the analytical system. Precision data are expressed as relative percent differences (RPDs). *If the RPD fails for an LCS/LCSD and yet the recoveries are* within acceptance criteria, the batch is still acceptable.

METHOD BLANK

The Method Blank is a QC sample consisting of all the reagents used in analyzing the environmental samples contained in the QC batch. Method Blank results are used to determine if interference or contamination in the analytical system could lead to the reporting of false positive data or elevated analyte concentrations. All target analytes must be below the reporting limits (RL) or the associated *sample(s) must be ND except under the following circumstances:*

- Common organic contaminants may be present at concentrations up to 5 times the reporting limits. Common metals contaminants may be present at concentrations up to 2 times the reporting limit, or the reported blank concentration must be twenty fold less than the concentration reported in the associated environmental samples. *(See common laboratory contaminants* listed in the table.)

Volatile (GC or GC/MS)	Semivolatile (GC/MS)	Metals ICP-MS	Metals ICP Trace
Methylene Chloride, Acetone, 2-Butanone	Phthalate Esters	Copper, Iron, Zinc, Lead, Calcium, Magnesium, Potassium, Sodium, Barium, Chromium, Manganese	Copper, Iron, Zinc, Lead

- Organic blanks will be accepted if compounds detected in the blank are present in the associated samples at levels 10 times the blank level. Inorganic blanks will be accepted if elements detected in the blank are present in the associated samples at 20 times the blank level.

- Blanks will be accepted if the compounds/elements detected are not present in any of the associated environmental samples.

Failure to meet these Method Blank criteria requires the repreparation and reanalysis of all samples in the QC batch.

MATRIX SPIKE/MATRIX SPIKE DUPLICATE

A Matrix Spike and a Matrix Spike Duplicate are a pair of environmental samples to which known concentrations of a full or partial set of target analytes are added. The MS/MSD results are determined in the same manner as the results of the environmental sample used to prepare the MS/MSD. The analyte recoveries and the relative percent differences (RPDs) of the recoveries are calculated and used to evaluate the effect of the sample matrix on the analytical results. Due to the potential variability of the matrix of each sample, the MS/MSD results may not have an immediate bearing on any samples except the one spiked; therefore, the associated batch MS/MSD may not reflect the same compounds as the samples contained in the analytical report. When these MS/MSD results fail to meet acceptance criteria, the data is evaluated. If the LCS is within acceptance criteria, the batch is considered acceptable.

For certain methods, a Matrix Spike/Sample Duplicate (MS/DU) may be included in the QC batch in place of the MS/MSD. For the parameters (i.e. pH, ignitability) where it is not possible to prepare a spiked sample, a Sample Duplicate may be included in the QC batch. However, a Sample Duplicate is less likely to provide usable precision statistics depending on the likelihood of finding concentrations below the standard reporting limit. When the Sample Duplicate result fails to meet acceptance criteria, the data is evaluated.

For certain methods (600 series methods/CWA), a Matrix Spike is required in place of a Matrix Spike/Matrix Spike Duplicate (MS/MSD) or Matrix Spike/Sample Duplicate (MS/DU).

The acceptance criteria do not apply to samples that are diluted.

SURROGATE COMPOUNDS

In addition to these batch-related QC indicators, each organic environmental and QC sample is spiked with surrogate compounds. Surrogates are organic chemicals that behave similarly to the analytes of interest and that are rarely present in the environment. Surrogate recoveries are used to monitor the individual performance of a sample in the analytical system.

If surrogate recoveries are biased high in the LCS, LCSD, or the Method Blank, and the associated sample(s) are ND, the batch is acceptable. Otherwise, if the LCS, LCSD, or Method Blank surrogate(s) fail to meet recovery criteria, the entire sample batch is reprepared and reanalyzed. If the surrogate recoveries are outside criteria for environmental samples, the samples will be reprepared and reanalyzed unless there is objective evidence of matrix interference or if the sample dilution is greater than the threshold outlined in the associated method SOP.

The acceptance criteria do not apply to samples that are diluted. All other surrogate recoveries will be reported.

For the GC/MS BNA methods, the surrogate criterion is that two of the three surrogates for each fraction must meet acceptance criteria. The third surrogate must have a recovery of ten percent or greater.

For the Pesticide and PCB methods, the surrogate criterion is that one of two surrogate compounds must meet acceptance criteria. The second surrogate must have a recovery of 10% or greater.

TestAmerica North Canton Certifications and Approvals:

California (#01144CA), Connecticut (#PH-0590), Florida (#E87225),
Illinois (#200004), Kansas (#E10336), Minnesota (#39-999-348), New Jersey (#OH001), New York (#10975), OhioVAP (#CL0024), West Virginia (#210), Wisconsin (#999518190),NAVY, ARMY, USDA Soil Permit,

Case Narrative

TestAmerica West Sacramento Project Number A8A300104

WATER, 8330, Explosives (SAC)
Sample(s): 1, 2, 3, 4, 5, 6, 7, 8, 9, 10, 11, 12, 13
The percent recovery (%R) value for the following analyte, RDX, in the laboratory control sample (LCS) is beyond the LCS control limit but within the marginal exceedence limit. In accordance with NELAC guidelines, the LCS was evaluated, and it was determined that this met the criteria for a sporadic marginal exceedence. Therefore, the LCS is considered acceptable and no further corrective action is required.

Following US EPA Region V guidelines, manual integrations were performed only when necessary and are in compliance with the laboratory's standard operating procedure, Acceptable Manual Integration Practices, SOP No.: S-Q-004, including Addendum 1. The reason(s) for manual integration have been documented on the affected chromatogram(s), which is/are provided in the raw data package. The raw data also includes the original chromatogram(s) prior to any manual integration being performed. The following samples and analytes required manual integration.

The MRL standard analyzed on February 7, 2008 at 3:20 for baseline correction of RDX, 4-Amino-2,6-dinitrotoluene, 2-Amino-4,6-dinitrotoluene, 2,6-Dinitrotoluene, and 2,4-Dinitrotoluene.

Sample(s): 3, 9, 13
The surrogate recoveries for the above samples are indicated below recommended criteria on the associated data sheets. An elevated level of 4-Amino-2,6-dinitrotoluene masks the surrogate in sample 9, therefore, indicates a 0% recovery. The recoveries for samples 3 and 13 are within the 50-150% limit criteria for Louisville Chemistry Guidlines (LCG). The surrogate recoveries in the associated method blank and laboratory control sample (LCS) are within established control limits.

WATER, 353.2, Nitrocellulose as N (SAC)
Sample(s): 1, 2, 3, 4, 5, 6, 7, 8, 9, 10, 11, 12, 13
The matrix spike/matrix spike duplicate (MS/MSD) associated with this extraction batch has precision outside the established control limits for Nitrocellulose. Acceptable laboratory control sample (LCS) data demonstrate that the analytical system is in control. This anomaly is most likely matrix related.

Case Narrative

TestAmerica West Sacramento Project Number A8A300104

There were no other anomalies associated with this project.

Chain of Custody Record

SEVERN TRENT SERVICES

TestAmerica

Severn Trent Laboratories, Inc.

STL-4124 (1200)

Client	Project Manager	Date	Chain of Custody Number
ELPM	John Miller		074035

Address	Telephone Number (Area Code)/Fax Number	Lab Number	Page
1800 Carillon Blvd	513 825 7500 (fax 7495)	330 497 9396	1 of 1

City	State	Zip Code	Site Contact	Lab Contact
Cincinnati	OH	45240	E CORBIN	M LOEB

Project Name and Location (State)	Carrier/Waybill Number
RVAAP (OH) 30240.0006 PN	STL PICKUP.

Contract/Purchase Order/Quote No.: PO# 12633

Analysis (Attach list if more space is needed)

Sample I.D. No. and Description (Containers for each sample may be combined on one line)	Date	Time	Matrix: Air	Aqueous	Sed.	Soil	Containers & Preservatives: Unpres.	H2SO4	HNO3	HCl	NaOH	ZnAc/NaOH	VOC 8260	SVOC 8270	EPLO 8330	Pest 8081	PCB 8082	Cyanide 9012	Propellants	Metals 6010/6020/7470	NO3/NO2 353.2	Special Instructions/ Conditions of Receipt
FWGLL3mw-232C-0575-GW	1/29/08	09:20		X			27			9	3		X	X	X	X	X	X	X			MS/MSD L343, L689, L312
FWGLL3mw-232C-0575-GF	1/29/08	09:20		X					3		3	EL 1/29/08								X		MS/MSD L343, L689, L312
FWGLL3mw-233C-0576-GW	1/29/08	12:10		X			9			3	1		X	X	X	X	X	X	X			L330
FWGLL3mw-233C-0576-GF	1/29/08	12:10		X					1											X		L330
FWGLL3mw-241C-0581-GW	1/29/08	13:40		X			9			3	1		X	X	X	X	X	X	X			201
FWGLL3mw-241C-0581-GF	1/29/08	13:40		X					1											X		201
FWGEQUIPRinse2-0610-GW	1/29/08	14:40		X			9		1	3	1		X	X	X	X	X	X	X	X		680
FWGLL12mw-188C-0595-GW	1/29/08	16:00		X			9	1		3	1		X	X	X	X	X	X	X		X	L654
FWGLL12mw-188C-0595-GF	1/29/08	16:00		X					1											X		L654
FWGTeam1-Trip	1/29/08	08:00		X						3			X									

Possible Hazard Identification: [X] Non-Hazard [ ] Flammable [ ] Skin Irritant [ ] Poison B [ ] Unknown

Sample Disposal: [ ] Return To Client [X] Disposal By Lab [ ] Archive For _____ Months (A fee may be assessed if samples are retained longer than 3 months)

Turn Around Time Required: [ ] 24 Hours [ ] 48 Hours [ ] 7 Days [ ] 14 Days [X] 21 Days [ ] Other Person

QC Requirements (Specify): Metals were field filtered.

	Date	Time		Date	Time
1. Relinquished By: [signature]	1-29-08	1800	1. Received By: Rick Robison	1-29-08	1800
2. Relinquished By: Rick Robison	1-29-08	1855	2. Received By: [signature] TAL/NC	30 JAN 08	0700
3. Relinquished By			3. Received By		

Comments: Temps may not meet requirements if sample collection is close to lab pickup.

DISTRIBUTION: WHITE - Stays with the Sample; CANARY - Returned to Client with Report; PINK - Field Copy

TestAmerica North Canton

Chain of Custody Record

SEVERN TRENT **STL**
Severn Trent Laboratories, Inc.

STL-4124 (0901)

Client	Project Manager	Date	Chain of Custody Number
EQM	John Miller	1-29-08	117233
Address	**Telephone Number (Area Code)/Fax Number**	**Lab Number**	**Page 1 of 1**
1800 Carillon Blvd	513 825 7500 (FAX 7495)	330 497 9396	
City / State / Zip Code	**Site Contact**	**Lab Contact**	
Cincinnati / OH / 45240	E CORBIN	M LOEB	
Project Name and Location (State)	**Carrier/Waybill Number**		
RVAAP (OH) 30240.0006 AN	LAB PICKUP		
Contract/Purchase Order/Quote No.			
POH 12633			

Sample I.D. No. and Description (Containers for each sample may be combined on one line)	Date	Time	Matrix: Air	Aqueous	Sed.	Soil	Containers & Preservatives: Unpres.	H2SO4	HNO3	HCl	NaOH	ZnAc/NaOH	Analysis: VOC 8260	SVOC 8270	PCB 8330	Pest 8081	BTEX 8021	Cyanide 9012	Propellants 6095/8330	Nitrate 300.0/9056	NO2/NO3	Special Instructions/ Conditions of Receipt: Cooler #
FWG Team 2 - TRIP	1-29-08	0800		X						2			/									
FWGLL3mw-234C-0577-GW		0920		X			8			3	1		/	/	/	/	/	/	/			L113
FWGLL3mw-234C-0577-GF		0920		X				1	1										/			L113
FWGLL3mw-DUP2-0602-GW		0945		X			9			3	1		/	/	/	/	/	/	/			200
FWGLL3mw-DUP2-0602-GF		0945		X				1	1										/			200
FWGLL3mw-240C-0580-GW		1145		X			9			3	1		/	/	/	/	/	/	/			L650
FWGLL3mw-240C-0580-GF		1145		X				1	1										/			L650
FWGLL3mw-237C-0579-GW		1300		X			9			3	1		/	/	/	/	/	/	/			L516
FWGLL3mw-237C-0579 GF		1300		X				1	1										/			L516
FWGLL3mw-189C-0596-GW		1510		X			9	1		3	1		/	/	/	/	/	/	/			L548
FWGLL3mw-189C-0596 GF		1510		X				1	1										/			L548

Possible Hazard Identification
☒ Non-Hazard ☐ Flammable ☐ Skin Irritant ☐ Poison B ☐ Unknown

Sample Disposal
☐ Return To Client ☒ Disposal By Lab ☐ Archive For _____ Months (A fee may be assessed if samples are retained longer than 1 month)

Turn Around Time Required
☐ 24 Hours ☐ 48 Hours ☐ 7 Days ☐ 14 Days ☒ 21 Days ☐ Other Per SOW

QC Requirements (Specify)
Metals were field filtered

	Relinquished By	Date	Time	Received By	Date	Time
1.	[signature]	1-29-08	1800	Rick Robison	1-29-08	1800
2.	Rick Robison	1-29-08	1855	[signature] TAL/NC	30 JAN 08	0700
3.						

Comments
Temps may not meet requirements if collected close to lab pick up time.

DISTRIBUTION: WHITE - Returned to Client with Report; CANARY - Stays with the Sample; PINK - Field Copy

TestAmerica North Canton

19

Chain of Custody Record

SEVERN TRENT **STL**

Severn Trent Laboratories, Inc.

STL-4124 (0901)

Client	Project Manager	Date	Chain of Custody Number
EQM	John Miller	1-29-08	336179
Address	**Telephone Number (Area Code)/Fax Number**	**Lab Number**	**Page 1 of 1**
1800 Carillon Blvd	513 825 7500 (fax 7495)	330 497 9396	
City / State / Zip Code	**Site Contact**	**Lab Contact**	
Cincinnati OH 45240	E CORBIN	M LOEB	
Project Name and Location (State)	**Carrier/Waybill Number**		
RVAAP (OH) 30240.0006 PN	LAB Pickup		
Contract/Purchase Order/Quote No.			
PO# 12633			

Sample I.D. No. and Description (Containers for each sample may be combined on one line)	Date	Time	Matrix: Air	Aqueous	Sed.	Soil	Containers & Preservatives: Unpres.	H2SO4	HNO3	HCl	NaOH	ZnAc/NaOH	Analysis: 8260 VOC	8270 SVOC	8330 Expl	8081 Pest	8082 PCB	Cyanide 9012	Propellants 8330	Metals 6010B/7470	Special Instructions/ Conditions of Receipt
~~FWGLL4MW-093C-0585-GW~~	~~1-29-08~~	~~0845~~		X			1			2			X		X						Cancelled 1-29-08 C
FWGLL4MW-193C-0583-GW/GF	1-29-08	1010					9		1	3	1		X	X	X	X	X	X	X	X	Metal Field Filtered L2
FWGLL4MW-195C-0585-GW/GF	1-29-08	1245					9		1	3	1		X	X	X	X	X	X	X	X	" L588
FWGLL4MW-194C-0584-GW/GF	1-29-08	1530					9		1	3	1		X	X	X	X	X	X	X	X	" K90
FWG Team 3 TRIP	1-29-08	0800		X						2			X								

Possible Hazard Identification
☒ Non-Hazard ☐ Flammable ☐ Skin Irritant ☐ Poison B ☐ Unknown

Sample Disposal
☐ Return To Client ☒ Disposal By Lab ☐ Archive For _____ Months (A fee may be assessed if samples are retained longer than 1 month)

Turn Around Time Required
☐ 24 Hours ☐ 48 Hours ☐ 7 Days ☐ 14 Days ☒ 21 Days ☐ Other Person

QC Requirements (Specify)
Metals were field filtered

		Date	Time		Date	Time
1. Relinquished By		1-29-08	1800	1. Received By	Rich Robison C	1-29-08 1800
2. Relinquished By	Rich Robison	1-29-08	1855	2. Received By	TAL/NC	30 JAN 08 0700
3. Relinquished By				3. Received By		

Comments
Temps may not meet requirements if sample collected near lab pickup time.

DISTRIBUTION: WHITE - Returned to Client with Report; CANARY - Stays with the Sample; PINK - Field Copy

TestAmerica North Canton

SAMPLE SUMMARY

A8A300104

WO #	SAMPLE#	CLIENT SAMPLE ID	SAMPLED DATE	SAMP TIME
KF9RR	001	FWGLL3mw-232C-0575-GW	01/29/08	09:20
KF9R0	002	FWGLL3mw-233C-0576-GW	01/29/08	12:10
KF9R5	003	FWGLL3mw-241C-0581-GW	01/29/08	13:40
KF9R7	004	FWGEQUIPRINSE2-0610-GW	01/29/08	14:40
KF9R8	005	FWGLL12mw-188C-0595-GW	01/29/08	16:00
KF9R9	006	FWGLL3mw-234C-0577-GW	01/29/08	09:20
KF9TG	007	FWGLL3mw-DUP2-0602-GW	01/29/08	09:45
KF9TL	008	FWGLL3mw-240C-0580-GW	01/29/08	11:45
KF9TM	009	FWGLL3mw-237C-0579-GW	01/29/08	13:00
KF9TQ	010	FWGLL3mw-189C-0596-GW	01/29/08	15:10
KF9TV	011	FWGLL4mw-193C-0583-GW	01/29/08	10:10
KF9T3	012	FWGLL4mw-195C-0585-GW	01/29/08	12:45
KF9T5	013	FWGLL4mw-194C-0584-GW	01/29/08	15:30

NOTE(S):

- The analytical results of the samples listed above are presented on the following pages.
- All calculations are performed before rounding to avoid round-off errors in calculated results.
- Results noted as "ND" were not detected at or above the stated limit.
- This report must not be reproduced, except in full, without the written approval of the laboratory.
- Results for the following parameters are never reported on a dry weight basis: color, corrosivity, density, flashpoint, ignitability, layers, odor, paint filter test, pH, porosity pressure, reactivity, redox potential, specific gravity, spot tests, solids, solubility, temperature, viscosity, and weight.

8330 EXPLOSIVES DATA

Ravenna, OH Data Review Checklist

Project Number: 030240.0006.05
Sample Event: January 2008
Data Reviewer/Date: Angye Dragotta / March 6, 2008

SDG: A8A300104 R0
Analysis: SW846 8330 Explosives

Review Questions:	Yes	No	N/A	Comments	QUAL/Criteria
1. Did Chain-of-Custody information agree with laboratory report?	✓			COC#: 074035,336179,117233;	
2. Were samples preserved properly and received in good condition?	✓			Sample coolers were received between 0.9 and 5.1°C. Upon receipt, it was documented by the laboratory, that the samples were not frozen and received in good condition. No qualifications were made to sample results based on temperatures less than 2°C.	QAPP Table 4-2
3. Were holding times met?	✓			Samples collected 1/29/08, extracted on 2/1/08, and analyzed on 2/7/08 and 2/8/08.	QAPP Table 4-2 J/UJ/R
4. Were sample storage requirements met?	✓				QAPP Table 4-2
5. Were QAPP specified PQLs achieved?	✓				QAPP Tale 3-7
6. Were all QAPP-specified target analytes reported?	✓				QAPP Table 3-7
7. Was a MDL Level Verification analyzed once per quarter with all target analytes detected?	✓			LC10 2/6/08@1421 LC9 2/6/08@1512	LCG Table 5 R
8. Was a MRL Level verification run at the beginning and end of every daily sequence or every 12 hours? Was the %D < 30%?		✓		LC10 2/6/08 @ 1234, 2/7/08 @0005, 0616, 1227, 2304, and 2/8/08@0942. LC9 2/6/08 @1300, 2/7/08 @0320,1633 - 4-Nitrotoluene was not spiked and/or did not recover. No qualifications made as LC9 was used as confirmation and no samples from LC10 analysis had detected concentrations of 4-Nitrotoluene.	LCG Table 5 >30%=J
9. Does the initial calibration curve consist of 5 concentration levels? (6 stds for quadratic curves)	✓			ICAL: LC10 10/20/07 @2259, LC9 2/3/08 @0018 Stds: 5,10,20,50,100,200,500,1000	STL SOP Section 10.2, LCG R
10. Were all target analytes %RSD ≤ 20%? OR was the average RSD ≤ 20%?	✓				LCG Table 5 >20% RSD=J/R
11. If a linear regression curve was used, was the correlation coefficient r≥0.995? (0.990 for Quadratic curve)			✓		STL SOP Section 10.4, LCG R<0.99=-J/R
12. Was a second source verification (ICV) analyzed after the ICAL and all analytes 85-115%?	✓			LC10 10/21/07 @0045 LC9 2/3/08 @0802 4-Nitrotoluene was not spiked and/or did not recover. No qualifications made as LC9 was used as confirmation.	STL SOP Section 9.9 >115%=J; 80-85%=J/UJ; <80%=J/R
13. Was a CCV run at least every 10 samples and at the end of the analytical run?	✓			LC10 2/6/08 @ 1141, 2312 2/7/08 @ 0523,1134,2211 and 2/8/08@ 0849 LC9 2/6/08@1154, 2/7/08 @0214,1527 4-Nitrotoluene was not spiked and/or did not recover on LC9. No qualifications made as LC9 was used as	STL SOP Section 10.9

Ravenna, OH Data Review Checklist

Project Number: 030240.0006.05
Sample Event: January 2008
Data Reviewer/Date: Angye Dragotta / March 6, 2008

SDG: A8A300104 R0
Analysis: SW846 8330 Explosives

Review Questions:	Yes	No	N/A	Comments	QUAL/Criteria
run?				confirmation and no samples from LC10 analysis had detected concentrations of 4-Nitrotoluene	
14. Was the average %D (difference or drift) for all target analytes < 15%?		✓		LC10 CCV- 2/6/08@1141,2312 and on 2/7/08@0523,1134,2211 and 2/8/08@0849 tetryl recovered above control limits from 16-20%. There were no detected concentrations for tetryl, so no qualifications were made.	LCG Table 5 D>15% (neg) = J/R D>15% (pos) = J
15. Was a method blank prepared and analyzed with each batch?	✓				LCG Attachment A Section 5.6
16. Were target analytes reported in the method blank <1/2 the MRL?	✓				LCG Table 5 <5x = B
17. Was a field blank collected and analyzed?	✓			FWGEQUIPRinse2-0610-GW	
18. Were target analytes reported in the field blank analyses < ½ the MRL?	✓				<5x=B
19. Was a field duplicate analyzed? Were the RPDs ≤30%?		✓		FWGLL3mw-DUP2-0602-GW was a field duplicate for FWGLL3mw-234C-0577-GW. The RPD for 2-Amino-4,6-dinitrotoluene was 32%. The RPD for 4-Amino-2,6-dinitrotoluene was 31%. The RPD for 2,4,5-Trinitrotoluene was 200%. The RPDs were above control limits of 30%. Results for the detected analytes were flagged as estimated, "J".	QAPP Table 3-2 RPD >30=J
20. Were all positive results confirmed with a second column confirmation? Was the RPD ≤ 40%?		✓		FWGLL3mw-241C-0581-GW had detected concentrations of 2,4-Dinitrotoluene @ 0.19ug/L. FWGLL3mw-234C-0577-GW had detected concentrations of 2,6-Dinitrotoluene @ 0.13ug/L. FWGLL3mw-Dup2-0602-GW had detected concentrations of 2,6-Dinitrotoluene @ 0.12ug/L. Confirmation analysis was greater than 40%. The results were flagged as estimated, "J".	LCG Table 5 RPD>40%=J
21. Was an LCS prepared and analyzed with each batch?	✓				STL SOP Section 9.6
22. Were the LCS recoveries within limits specified in LCG Appendix C?		✓		RDX recovered above control limits @124% (91-121%) in the LCS. Samples with detected concentrations of RDX were flagged as estimated, "J".	LCG Appendix C <UL=J; 30-LL=J/UJ; <30%=J/R
23. Was a MS/MSD pair prepared with each batch?	✓				STL SOP Section 9.7
24. Was the MS/MSD parent sample a Ravenna sample?	✓			Sample FWGLL3mw-232c-0575-GW was the parent	
25. Were MS/MSD recoveries 40-140% and RPD ≤20%?	✓				QAPP Table 3-2 Pj

Ravenna, OH Data Review Checklist

Project Number: 030240.0006.05
Sample Event: January 2008
Data Reviewer/Date: Angye Dragotta / March 6, 2008

SDG: A8A300104 R0
Analysis: SW846 8330 Explosives

Review Questions:	Yes	No	N/A	Comments	QUAL/Criteria
27. Were reported sample concentrations within calibration range?	✓				
28. Were surrogate recoveries 50-150?		✓		3,4-Dinitrotoluene did not recover in sample FWGLL3mw-237C-0579-GW. Surrogate outlier may have been caused by an elevated level of 4-amino-2,6-dinitrotolune in the sample which masked surrogate recovery. Detected analytes in sample FWGLL3mw-237C-0579-GW were flagged as estimated, "J" and non-detects flagged unusable, "R".	LCG Section 5.9 >UL=J; 10-LL=J/UJ; <10%=J/R
29. Were laboratory-generated Quality Control Exception Reports issued? If yes, summarize contents.		✓			
30. Were lab comments included in report? If yes, summarize contents.	✓			*See narrative.*	

References: Louisville Chemistry Guidelines (LCG), USACE June 2002 version 5; Section I "Chemical Analysis Criteria" Table 5 and Attachment A "Data Validation Guidelines.

Final Quality Assurance Project Plan (QAPP) Addendum for the Facility-Wide Groundwater Monitoring Program Ravenna Army Ammunition Plant, Ravenna, OH, Portage Environmental September 2004

STL SOP SAC-LC-0009 Rev. 2.0- Determination of Nitroaromatic, Nitramines, and Specialty Explosives Based on Method 8330, SW-846.

Additional Comments:

It was noticed subsequent to data verification that sample FWGLL3mw-189c-0596-GW/GF was incorrectly identified. The data was reported with the incorrect sample ID. The correct sample ID is FWGLL12mw-189c-0596-GW/GF.

Environmental Quality Mgt., Inc.

Client Sample ID: FWGLL3mw-232C-0575-GW

HPLC

Lot-Sample #...: A8A300104-001 **Work Order #...:** KF9RR1AA **Matrix.....:** WG
Date Sampled...: 01/29/08 09:20 **Date Received..:** 01/30/08
Prep Date.....: 02/01/08 **Analysis Date..:** 02/07/08
Prep Batch #...: 8032198
Dilution Factor: 1.05 **Method.....:** SW846 8330

PARAMETER	RESULT	REPORTING LIMIT	UNITS	MDL
PETN	ND	0.68	ug/L	0.32
Nitroglycerin	ND	0.68	ug/L	0.35
2-Amino-4,6-dinitrotoluene	ND	0.10	ug/L	0.10
4-Amino-2,6-dinitrotoluene	ND	0.10	ug/L	0.052
1,3-Dinitrobenzene	ND	0.10	ug/L	0.052
2,4-Dinitrotoluene	ND	0.10	ug/L	0.052
2,6-Dinitrotoluene	ND	0.10	ug/L	0.052
HMX	ND	0.10	ug/L	0.038
Nitrobenzene	ND	0.10	ug/L	0.052
2-Nitrotoluene	ND	0.52	ug/L	0.092
3-Nitrotoluene	ND	0.52	ug/L	0.060
4-Nitrotoluene	ND	0.52	ug/L	0.092
RDX	ND	0.10	ug/L	0.038
Tetryl	ND	0.10	ug/L	0.052
1,3,5-Trinitrobenzene	ND	0.10	ug/L	0.032
2,4,6-Trinitrotoluene	ND	0.10	ug/L	0.052

SURROGATE	PERCENT RECOVERY	RECOVERY LIMITS
3,4-Dinitrotoluene	94	(83 - 113)

Environmental Quality Mgt., Inc.

Client Sample ID: FWGLL3mw-233C-0576-GW

HPLC

Lot-Sample #...: A8A300104-002 **Work Order #...:** KF9R01AA **Matrix.....:** WG
Date Sampled...: 01/29/08 12:10 **Date Received..:** 01/30/08
Prep Date.....: 02/01/08 **Analysis Date..:** 02/07/08
Prep Batch #...: 8032198
Dilution Factor: 1.11 **Method.....:** SW846 8330

PARAMETER	RESULT	REPORTING LIMIT	UNITS	MDL
PETN	ND	0.72	ug/L	0.33
Nitroglycerin	ND	0.72	ug/L	0.37
2-Amino-4,6-dinitrotoluene	ND	0.11	ug/L	0.11
4-Amino-2,6-dinitrotoluene	ND	0.11	ug/L	0.056
1,3-Dinitrobenzene	ND	0.11	ug/L	0.056
2,4-Dinitrotoluene	ND	0.11	ug/L	0.056
2,6-Dinitrotoluene	ND	0.11	ug/L	0.056
HMX	ND	0.11	ug/L	0.040
Nitrobenzene	ND	0.11	ug/L	0.056
2-Nitrotoluene	ND	0.56	ug/L	0.098
3-Nitrotoluene	ND	0.56	ug/L	0.063
4-Nitrotoluene	ND	0.56	ug/L	0.098
RDX	ND	0.11	ug/L	0.040
Tetryl	ND	0.11	ug/L	0.056
1,3,5-Trinitrobenzene	ND	0.11	ug/L	0.033
2,4,6-Trinitrotoluene	ND	0.11	ug/L	0.056

SURROGATE	PERCENT RECOVERY	RECOVERY LIMITS
3,4-Dinitrotoluene	96	(83 - 113)

Environmental Quality Mgt., Inc.

Client Sample ID: FWGLL3mw-241C-0581-GW

HPLC

Lot-Sample #...: A8A300104-003 **Work Order #...:** KF9R51AA **Matrix.....:** WG
Date Sampled...: 01/29/08 13:40 **Date Received..:** 01/30/08
Prep Date.....: 02/01/08 **Analysis Date..:** 02/07/08
Prep Batch #...: 8032198
Dilution Factor: 1.07 **Method.....:** *SW846 8330*

PARAMETER	RESULT	REPORTING LIMIT	UNITS	MDL
PETN	ND	0.70	ug/L	0.32
Nitroglycerin	ND	0.70	ug/L	0.35
2-Amino-4,6-dinitrotoluene	**6.4**	**0.11**	**ug/L**	**0.11**
4-Amino-2,6-dinitrotoluene	**5.9**	**0.11**	**ug/L**	**0.054**
1,3-Dinitrobenzene	ND	0.11	ug/L	0.054
2,4-Dinitrotoluene	**0.19 PG**	**0.11**	**ug/L**	**0.054**
2,6-Dinitrotoluene	**0.24**	**0.11**	**ug/L**	**0.054**
HMX	**0.47**	**0.11**	**ug/L**	**0.039**
Nitrobenzene	ND	0.11	ug/L	0.054
2-Nitrotoluene	ND	0.54	ug/L	0.094
3-Nitrotoluene	ND	0.54	ug/L	0.061
4-Nitrotoluene	ND	0.54	ug/L	0.094
RDX	**1.8**	**0.11**	**ug/L**	**0.039**
Tetryl	ND	0.11	ug/L	0.054
1,3,5-Trinitrobenzene	**6.1**	**0.11**	**ug/L**	**0.032**
2,4,6-Trinitrotoluene	**7.4**	**0.11**	**ug/L**	**0.054**

SURROGATE	PERCENT RECOVERY	RECOVERY LIMITS
3,4-Dinitrotoluene	117 *	(83 - 113)

NOTE(S):

* Surrogate recovery is outside stated control limits.

PG The percent difference between the original and confirmation analyses is greater than 40%.

Environmental Quality Mgt., Inc.

Client Sample ID: FWGEQUIPRINSE2-0610-GW

HPLC

Lot-Sample #...: A8A300104-004 **Work Order #...:** KF9R71AA **Matrix.....:** WQ
Date Sampled...: 01/29/08 14:40 **Date Received..:** 01/30/08
Prep Date.....: 02/01/08 **Analysis Date..:** 02/07/08
Prep Batch #...: 8032198
Dilution Factor: 0.96 **Method.....:** SW846 8330

PARAMETER	RESULT	REPORTING LIMIT	UNITS	MDL
PETN	ND	0.62	ug/L	0.29
Nitroglycerin	ND	0.62	ug/L	0.32
2-Amino-4,6-dinitrotoluene	ND	0.096	ug/L	0.096
4-Amino-2,6-dinitrotoluene	ND	0.096	ug/L	0.048
1,3-Dinitrobenzene	ND	0.096	ug/L	0.048
2,4-Dinitrotoluene	ND	0.096	ug/L	0.048
2,6-Dinitrotoluene	ND	0.096	ug/L	0.048
HMX	ND	0.096	ug/L	0.035
Nitrobenzene	ND	0.096	ug/L	0.048
2-Nitrotoluene	ND	0.48	ug/L	0.084
3-Nitrotoluene	ND	0.48	ug/L	0.055
4-Nitrotoluene	ND	0.48	ug/L	0.084
RDX	ND	0.096	ug/L	0.035
Tetryl	ND	0.096	ug/L	0.048
1,3,5-Trinitrobenzene	ND	0.096	ug/L	0.029
2,4,6-Trinitrotoluene	ND	0.096	ug/L	0.048

SURROGATE	PERCENT RECOVERY	RECOVERY LIMITS
3,4-Dinitrotoluene	96	(83 - 113)

Environmental Quality Mgt., Inc.

Client Sample ID: FWGLL12mw-188C-0595-GW

HPLC

Lot-Sample #...: A8A300104-005 **Work Order #...:** KF9R81AA **Matrix.....:** WG
Date Sampled...: 01/29/08 16:00 **Date Received..:** 01/30/08
Prep Date.....: 02/01/08 **Analysis Date..:** 02/07/08
Prep Batch #...: 8032198
Dilution Factor: 0.98 **Method.....:** SW846 8330

PARAMETER	RESULT	REPORTING LIMIT	UNITS	MDL
PETN	ND	0.64	ug/L	0.29
Nitroglycerin	ND	0.64	ug/L	0.32
2-Amino-4,6-dinitrotoluene	ND	0.098	ug/L	0.098
4-Amino-2,6-dinitrotoluene	ND	0.098	ug/L	0.049
1,3-Dinitrobenzene	ND	0.098	ug/L	0.049
2,4-Dinitrotoluene	ND	0.098	ug/L	0.049
2,6-Dinitrotoluene	ND	0.098	ug/L	0.049
HMX	**0.069 J**	**0.098**	**ug/L**	**0.035**
Nitrobenzene	ND	0.098	ug/L	0.049
2-Nitrotoluene	ND	0.49	ug/L	0.086
3-Nitrotoluene	ND	0.49	ug/L	0.056
4-Nitrotoluene	ND	0.49	ug/L	0.086
RDX	**0.083 J**	**0.098**	**ug/L**	**0.035**
Tetryl	ND	0.098	ug/L	0.049
1,3,5-Trinitrobenzene	ND	0.098	ug/L	0.029
2,4,6-Trinitrotoluene	ND	0.098	ug/L	0.049

SURROGATE	PERCENT RECOVERY	RECOVERY LIMITS
3,4-Dinitrotoluene	97	(83 - 113)

NOTE(S):

J Estimated result. Result is less than RL.

Environmental Quality Mgt., Inc.

Client Sample ID: FWGLL3mw-234C-0577-GW

HPLC

Lot-Sample #...:	A8A300104-006	**Work Order #...:**	KF9R91AA	**Matrix.....:**	WG
Date Sampled...:	01/29/08 09:20	**Date Received..:**	01/30/08		
Prep Date.....:	02/01/08	**Analysis Date..:**	02/07/08		
Prep Batch #...:	8032198				
Dilution Factor:	0.96	**Method.....:**	SW846 8330		

PARAMETER	RESULT	REPORTING LIMIT	UNITS	MDL
PETN	ND	0.62	ug/L	0.29
Nitroglycerin	ND	0.62	ug/L	0.32
2-Amino-4,6-dinitrotoluene	**0.31**	**0.096**	**ug/L**	**0.096**
4-Amino-2,6-dinitrotoluene	**0.58**	**0.096**	**ug/L**	**0.048**
1,3-Dinitrobenzene	ND	0.096	ug/L	0.048
2,4-Dinitrotoluene	ND	0.096	ug/L	0.048
2,6-Dinitrotoluene	**0.13 PG**	**0.096**	**ug/L**	**0.048**
HMX	**0.052 J**	**0.096**	**ug/L**	**0.035**
Nitrobenzene	ND	0.096	ug/L	0.048
2-Nitrotoluene	ND	0.48	ug/L	0.084
3-Nitrotoluene	ND	0.48	ug/L	0.055
4-Nitrotoluene	ND	0.48	ug/L	0.084
RDX	**0.49**	**0.096**	**ug/L**	**0.035**
Tetryl	ND	0.096	ug/L	0.048
1,3,5-Trinitrobenzene	ND	0.096	ug/L	0.029
2,4,6-Trinitrotoluene	ND	0.096	ug/L	0.048

SURROGATE	PERCENT RECOVERY	RECOVERY LIMITS
3,4-Dinitrotoluene	100	(83 - 113)

NOTE(S):

PG The percent difference between the original and confirmation analyses is greater than 40%.

J Estimated result. Result is less than RL.

Environmental Quality Mgt., Inc.

Client Sample ID: FWGLL3mw-DUP2-0602-GW

HPLC

Lot-Sample #...: A8A300104-007 **Work Order #...:** KF9TG1AA **Matrix.....:** WG
Date Sampled...: 01/29/08 09:45 **Date Received..:** 01/30/08
Prep Date.....: 02/01/08 **Analysis Date..:** 02/07/08
Prep Batch #...: 8032198
Dilution Factor: 0.96 **Method.....:** SW846 8330

PARAMETER	RESULT	REPORTING LIMIT	UNITS	MDL
PETN	ND	0.62	ug/L	0.29
Nitroglycerin	ND	0.62	ug/L	0.32
2-Amino-4,6-dinitrotoluene	**0.43**	**0.096**	**ug/L**	**0.096**
4-Amino-2,6-dinitrotoluene	**0.79**	**0.096**	**ug/L**	**0.048**
1,3-Dinitrobenzene	ND	0.096	ug/L	0.048
2,4-Dinitrotoluene	ND	0.096	ug/L	0.048
2,6-Dinitrotoluene	**0.12 PG**	**0.096**	**ug/L**	**0.048**
HMX	**0.075 J**	**0.096**	**ug/L**	**0.035**
Nitrobenzene	ND	0.096	ug/L	0.048
2-Nitrotoluene	ND	0.48	ug/L	0.084
3-Nitrotoluene	ND	0.48	ug/L	0.055
4-Nitrotoluene	ND	0.48	ug/L	0.084
RDX	**0.58**	**0.096**	**ug/L**	**0.035**
Tetryl	ND	0.096	ug/L	0.048
1,3,5-Trinitrobenzene	ND	0.096	ug/L	0.029
2,4,6-Trinitrotoluene	**0.052 J**	**0.096**	**ug/L**	**0.048**

SURROGATE	PERCENT RECOVERY	RECOVERY LIMITS
3,4-Dinitrotoluene	101	(83 - 113)

NOTE(S):

PG The percent difference between the original and confirmation analyses is greater than 40%.

J Estimated result. Result is less than RL.

Environmental Quality Mgt., Inc.

Client Sample ID: *FWGLL3mw-240C-0580-GW*

HPLC

Lot-Sample #...: A8A300104-008 **Work Order #...:** KF9TL1AA **Matrix.....:** WG
Date Sampled...: 01/29/08 11:45 **Date Received..:** 01/30/08
Prep Date.....: 02/01/08 **Analysis Date..:** 02/07/08
Prep Batch #...: 8032198
Dilution Factor: 0.98 **Method.....:** SW846 8330

PARAMETER	RESULT	REPORTING LIMIT	UNITS	MDL
PETN	ND	0.64	ug/L	0.29
Nitroglycerin	ND	0.64	ug/L	0.32
2-Amino-4,6-dinitrotoluene	ND	0.098	ug/L	0.098
4-Amino-2,6-dinitrotoluene	ND	0.098	ug/L	0.049
1,3-Dinitrobenzene	ND	0.098	ug/L	0.049
2,4-Dinitrotoluene	ND	0.098	ug/L	0.049
2,6-Dinitrotoluene	ND	0.098	ug/L	0.049
HMX	ND	0.098	ug/L	0.035
Nitrobenzene	ND	0.098	ug/L	0.049
2-Nitrotoluene	ND	0.49	ug/L	0.086
3-Nitrotoluene	ND	0.49	ug/L	0.056
4-Nitrotoluene	ND	0.49	ug/L	0.086
RDX	ND	0.098	ug/L	0.035
Tetryl	ND	0.098	ug/L	0.049
1,3,5-Trinitrobenzene	ND	0.098	ug/L	0.029
2,4,6-Trinitrotoluene	ND	0.098	ug/L	0.049

SURROGATE	PERCENT RECOVERY	RECOVERY LIMITS
3,4-Dinitrotoluene	99	(83 - 113)

Environmental Quality Mgt., Inc.

Client Sample ID: FWGLL3mw-237C-0579-GW

HPLC

Lot-Sample #...:	A8A300104-009	**Work Order #...:**	KF9TM1AA	**Matrix.....:**	WG
Date Sampled...:	01/29/08 13:00	**Date Received..:**	01/30/08		
Prep Date.....:	02/01/08	**Analysis Date..:**	02/07/08		
Prep Batch #...:	8032198				
Dilution Factor:	0.96	**Method.....:**	SW846 8330		

PARAMETER	RESULT	REPORTING LIMIT	UNITS	MDL
PETN	ND	0.62	ug/L	0.29
Nitroglycerin	ND	0.62	ug/L	0.32
2-Amino-4,6-dinitrotoluene	**7.8**	**0.096**	**ug/L**	**0.096**
4-Amino-2,6-dinitrotoluene	**13**	**0.096**	**ug/L**	**0.048**
1,3-Dinitrobenzene	ND	0.096	ug/L	0.048
2,4-Dinitrotoluene	**0.12**	**0.096**	**ug/L**	**0.048**
2,6-Dinitrotoluene	**0.083 J**	**0.096**	**ug/L**	**0.048**
HMX	**0.16**	**0.096**	**ug/L**	**0.035**
Nitrobenzene	ND	0.096	ug/L	0.048
2-Nitrotoluene	ND	0.48	ug/L	0.084
3-Nitrotoluene	ND	0.48	ug/L	0.055
4-Nitrotoluene	ND	0.48	ug/L	0.084
RDX	**0.34**	**0.096**	**ug/L**	**0.035**
Tetryl	ND	0.096	ug/L	0.048
1,3,5-Trinitrobenzene	**0.42**	**0.096**	**ug/L**	**0.029**
2,4,6-Trinitrotoluene	**3.4**	**0.096**	**ug/L**	**0.048**

SURROGATE	PERCENT RECOVERY	RECOVERY LIMITS
3,4-Dinitrotoluene	0.0 *	(83 - 113)

NOTE(S):

* Surrogate recovery is outside stated control limits.

J Estimated result. Result is less than RL.

Environmental Quality Mgt., Inc.

Client Sample ID: FWGLL3mw-189C-0596-GW

HPLC

Lot-Sample #...: A8A300104-010 **Work Order #...:** KF9TQ1AA **Matrix.....:** WG
Date Sampled...: 01/29/08 15:10 **Date Received..:** 01/30/08
Prep Date.....: 02/01/08 **Analysis Date..:** 02/07/08
Prep Batch #...: 8032198
Dilution Factor: 0.96 **Method.....:** SW846 8330

PARAMETER	RESULT	REPORTING LIMIT	UNITS	MDL
PETN	ND	0.62	ug/L	0.29
Nitroglycerin	ND	0.62	ug/L	0.32
2-Amino-4,6-dinitrotoluene	ND	0.096	ug/L	0.096
4-Amino-2,6-dinitrotoluene	ND	0.096	ug/L	0.048
1,3-Dinitrobenzene	ND	0.096	ug/L	0.048
2,4-Dinitrotoluene	ND	0.096	ug/L	0.048
2,6-Dinitrotoluene	ND	0.096	ug/L	0.048
HMX	**0.044 J**	**0.096**	**ug/L**	**0.035**
Nitrobenzene	ND	0.096	ug/L	0.048
2-Nitrotoluene	ND	0.48	ug/L	0.084
3-Nitrotoluene	ND	0.48	ug/L	0.055
4-Nitrotoluene	ND	0.48	ug/L	0.084
RDX	ND	0.096	ug/L	0.035
Tetryl	ND	0.096	ug/L	0.048
1,3,5-Trinitrobenzene	ND	0.096	ug/L	0.029
2,4,6-Trinitrotoluene	ND	0.096	ug/L	0.048

SURROGATE	PERCENT RECOVERY	RECOVERY LIMITS
3,4-Dinitrotoluene	100	(83 - 113)

NOTE(S):

J Estimated result. Result is less than RL.

Environmental Quality Mgt., Inc.

Client Sample ID: FWGLL4mw-193C-0583-GW

HPLC

Lot-Sample #...: A8A300104-011 **Work Order #...:** KF9TV1AA **Matrix.....:** WG
Date Sampled...: 01/29/08 10:10 **Date Received..:** 01/30/08
Prep Date.....: 02/01/08 **Analysis Date..:** 02/07/08
Prep Batch #...: 8032198
Dilution Factor: 0.99 **Method.....:** SW846 8330

PARAMETER	RESULT	REPORTING LIMIT	UNITS	MDL
PETN	ND	0.64	ug/L	0.30
Nitroglycerin	ND	0.64	ug/L	0.33
2-Amino-4,6-dinitrotoluene	ND	0.099	ug/L	0.099
4-Amino-2,6-dinitrotoluene	ND	0.099	ug/L	0.050
1,3-Dinitrobenzene	ND	0.099	ug/L	0.050
2,4-Dinitrotoluene	ND	0.099	ug/L	0.050
2,6-Dinitrotoluene	**0.060 J**	**0.099**	**ug/L**	**0.050**
HMX	ND	0.099	ug/L	0.036
Nitrobenzene	ND	0.099	ug/L	0.050
2-Nitrotoluene	ND	0.50	ug/L	0.087
3-Nitrotoluene	ND	0.50	ug/L	0.056
4-Nitrotoluene	ND	0.50	ug/L	0.087
RDX	ND	0.099	ug/L	0.036
Tetryl	ND	0.099	ug/L	0.050
1,3,5-Trinitrobenzene	ND	0.099	ug/L	0.030
2,4,6-Trinitrotoluene	ND	0.099	ug/L	0.050

SURROGATE	PERCENT RECOVERY	RECOVERY LIMITS
3,4-Dinitrotoluene	100	(83 - 113)

NOTE(S):

J Estimated result. Result is less than RL.

Environmental Quality Mgt., Inc.

Client Sample ID: FWGLL4mw-195C-0585-GW

HPLC

Lot-Sample #...: A8A300104-012 **Work Order #...:** KF9T31AA **Matrix.....:** WG
Date Sampled...: 01/29/08 12:45 **Date Received..:** 01/30/08
Prep Date.....: 02/01/08 **Analysis Date..:** 02/07/08
Prep Batch #...: 8032198
Dilution Factor: 1.03 **Method.....:** SW846 8330

PARAMETER	RESULT	REPORTING LIMIT	UNITS	MDL
PETN	ND	0.67	ug/L	0.31
Nitroglycerin	ND	0.67	ug/L	0.34
2-Amino-4,6-dinitrotoluene	ND	0.10	ug/L	0.10
4-Amino-2,6-dinitrotoluene	ND	0.10	ug/L	0.052
1,3-Dinitrobenzene	ND	0.10	ug/L	0.052
2,4-Dinitrotoluene	ND	0.10	ug/L	0.052
2,6-Dinitrotoluene	ND	0.10	ug/L	0.052
HMX	ND	0.10	ug/L	0.037
Nitrobenzene	ND	0.10	ug/L	0.052
2-Nitrotoluene	ND	0.52	ug/L	0.091
3-Nitrotoluene	ND	0.52	ug/L	0.059
4-Nitrotoluene	ND	0.52	ug/L	0.091
RDX	ND	0.10	ug/L	0.037
Tetryl	ND	0.10	ug/L	0.052
1,3,5-Trinitrobenzene	ND	0.10	ug/L	0.031
2,4,6-Trinitrotoluene	ND	0.10	ug/L	0.052

SURROGATE	PERCENT RECOVERY	RECOVERY LIMITS
3,4-Dinitrotoluene	99	(83 - 113)

Environmental Quality Mgt., Inc.

Client Sample ID: FWGLL4mw-194C-0584-GW

HPLC

Lot-Sample #...: A8A300104-013 **Work Order #...:** KF9T51AA **Matrix.....:** WG
Date Sampled...: 01/29/08 15:30 **Date Received..:** 01/30/08
Prep Date.....: 02/01/08 **Analysis Date..:** 02/08/08
Prep Batch #...: 8032198
Dilution Factor: 0.97 **Method.....:** SW846 8330

PARAMETER	RESULT	REPORTING LIMIT	UNITS	MDL
PETN	ND	0.63	ug/L	0.29
Nitroglycerin	ND	0.63	ug/L	0.32
2-Amino-4,6-dinitrotoluene	ND	0.097	ug/L	0.097
4-Amino-2,6-dinitrotoluene	ND	0.097	ug/L	0.048
1,3-Dinitrobenzene	ND	0.097	ug/L	0.048
2,4-Dinitrotoluene	ND	0.097	ug/L	0.048
2,6-Dinitrotoluene	**0.070 J**	**0.097**	**ug/L**	**0.048**
HMX	ND	0.097	ug/L	0.035
Nitrobenzene	ND	0.097	ug/L	0.048
2-Nitrotoluene	ND	0.48	ug/L	0.085
3-Nitrotoluene	ND	0.48	ug/L	0.055
4-Nitrotoluene	ND	0.48	ug/L	0.085
RDX	ND	0.097	ug/L	0.035
Tetryl	ND	0.097	ug/L	0.048
1,3,5-Trinitrobenzene	ND	0.097	ug/L	0.029
2,4,6-Trinitrotoluene	ND	0.097	ug/L	0.048

SURROGATE	PERCENT RECOVERY	RECOVERY LIMITS
3,4-Dinitrotoluene	74 *	(83 - 113)

NOTE(S):

* Surrogate recovery is outside stated control limits.

J Estimated result. Result is less than RL.

METHOD BLANK REPORT

HPLC

Client Lot #...: A8A300104 **Work Order #...:** KGE251AA **Matrix.....:** WATER
MB Lot-Sample #: G8B010000-198

Prep Date.....: 02/01/08
Analysis Date..: 02/07/08 **Prep Batch #...:** 8032198
Dilution Factor: 1

PARAMETER	RESULT	REPORTING LIMIT	UNITS	METHOD
Nitroglycerin	ND	0.65	ug/L	SW846 8330
PETN	ND	0.65	ug/L	SW846 8330
2-Amino-4,6-dinitrotoluene	ND	0.10	ug/L	SW846 8330
4-Amino-2,6-dinitrotoluene	ND	0.10	ug/L	SW846 8330
1,3-Dinitrobenzene	ND	0.10	ug/L	SW846 8330
2,4-Dinitrotoluene	ND	0.10	ug/L	SW846 8330
2,6-Dinitrotoluene	ND	0.10	ug/L	SW846 8330
HMX	ND	0.10	ug/L	SW846 8330
Nitrobenzene	ND	0.10	ug/L	SW846 8330
2-Nitrotoluene	ND	0.50	ug/L	SW846 8330
3-Nitrotoluene	ND	0.50	ug/L	SW846 8330
4-Nitrotoluene	ND	0.50	ug/L	SW846 8330
RDX	ND	0.10	ug/L	SW846 8330
Tetryl	ND	0.10	ug/L	SW846 8330
1,3,5-Trinitrobenzene	ND	0.10	ug/L	SW846 8330
2,4,6-Trinitrotoluene	ND	0.10	ug/L	SW846 8330

SURROGATE	PERCENT RECOVERY	RECOVERY LIMITS
3,4-Dinitrotoluene	95	(83 - 113)

NOTE(S):

Calculations are performed before rounding to avoid round-off errors in calculated results.

LABORATORY CONTROL SAMPLE EVALUATION REPORT

HPLC

Client Lot #...: A8A300104 **Work Order #...:** KGE251AC **Matrix.....:** WATER
LCS Lot-Sample#: G8B010000-198
Prep Date.....: 02/01/08 **Analysis Date..:** 02/08/08
Prep Batch #...: 8032198
Dilution Factor: 1

PARAMETER	PERCENT RECOVERY	RECOVERY LIMITS	METHOD
Nitroglycerin	**102**	**(81 - 111)**	**SW846 8330**
PETN	**97**	**(83 - 113)**	**SW846 8330**
2-Amino-4,6-dinitrotoluene	**112**	**(83 - 116)**	**SW846 8330**
4-Amino-2,6-dinitrotoluene	**109**	**(79 - 110)**	**SW846 8330**
1,3-Dinitrobenzene	**118**	**(90 - 124)**	**SW846 8330**
2,4-Dinitrotoluene	**114**	**(85 - 117)**	**SW846 8330**
2,6-Dinitrotoluene	**114**	**(84 - 119)**	**SW846 8330**
HMX	**112**	**(88 - 123)**	**SW846 8330**
Nitrobenzene	**118**	**(85 - 124)**	**SW846 8330**
2-Nitrotoluene	**114**	**(81 - 117)**	**SW846 8330**
3-Nitrotoluene	**108**	**(77 - 118)**	**SW846 8330**
4-Nitrotoluene	**108**	**(80 - 120)**	**SW846 8330**
RDX	**124 a**	**(91 - 121)**	**SW846 8330**
Tetryl	**84**	**(72 - 115)**	**SW846 8330**
1,3,5-Trinitrobenzene	**118**	**(87 - 123)**	**SW846 8330**
2,4,6-Trinitrotoluene	**100**	**(82 - 118)**	**SW846 8330**

SURROGATE	PERCENT RECOVERY	RECOVERY LIMITS
3,4-Dinitrotoluene	97	(83 - 113)

NOTE(S):

Calculations are performed before rounding to avoid round-off errors in calculated results.

Bold print denotes control parameters

a Spiked analyte recovery is outside stated control limits.

MATRIX SPIKE SAMPLE DATA REPORT

HPLC

Client Lot #...: A8A300104 Work Order #...: KF9RR1AC-MS Matrix.....: WG
MS Lot-Sample #: A8A300104-001 KF9RR1AD-MSD
Date Sampled...: 01/29/08 09:20 Date Received..: 01/30/08
Prep Date.....: 02/01/08 Analysis Date..: 02/07/08
Prep Batch #...: 8032198
Dilution Factor: 1.03

PARAMETER	SAMPLE AMOUNT	SPIKE AMT	MEASRD AMOUNT	UNITS	PERCNT RECVRY	RPD	METHOD
Nitroglycerin	ND	5.2	5.4	ug/L	105		SW846 8330
	ND	5.0	5.2	ug/L	103	5.3	SW846 8330
PETN	ND	5.2	5.1	ug/L	98		SW846 8330
	ND	5.0	4.9	ug/L	97	3.6	SW846 8330
2-Amino-4,6-dinitrotoluene	ND	1.0	1.1	ug/L	107		SW846 8330
	ND	1.0	1.1	ug/L	105	4.8	SW846 8330
4-Amino-2,6-dinitrotoluene	ND	1.0	1.1	ug/L	102		SW846 8330
	ND	1.0	1.0	ug/L	100	5.2	SW846 8330
1,3-Dinitrobenzene	ND	1.0	1.2	ug/L	112		SW846 8330
	ND	1.0	1.1	ug/L	112	3.5	SW846 8330
2,4-Dinitrotoluene	ND	1.0	1.1	ug/L	108		SW846 8330
	ND	1.0	1.1	ug/L	107	3.8	SW846 8330
2,6-Dinitrotoluene	ND	1.0	1.1	ug/L	110		SW846 8330
	ND	1.0	1.1	ug/L	109	4.4	SW846 8330
HMX	ND	1.0	1.1	ug/L	106		SW846 8330
	ND	1.0	1.1	ug/L	107	2.6	SW846 8330
Nitrobenzene	ND	1.0	1.1	ug/L	108		SW846 8330
	ND	1.0	1.1	ug/L	109	2.5	SW846 8330
2-Nitrotoluene	ND	1.0	1.1	ug/L	110		SW846 8330
	ND	1.0	1.1	ug/L	109	4.3	SW846 8330
3-Nitrotoluene	ND	1.0	1.1	ug/L	103		SW846 8330
	ND	1.0	1.0	ug/L	102	4.7	SW846 8330
4-Nitrotoluene	ND	1.0	1.1	ug/L	105		SW846 8330
	ND	1.0	1.1	ug/L	104	3.9	SW846 8330
RDX	ND	1.0	1.2	ug/L	115		SW846 8330
	ND	1.0	1.2	ug/L	117	2.0	SW846 8330
Tetryl	ND	1.0	0.83	ug/L	80		SW846 8330
	ND	1.0	0.80	ug/L	79	4.3	SW846 8330
1,3,5-Trinitrobenzene	ND	1.0	1.1	ug/L	109		SW846 8330
	ND	1.0	1.1	ug/L	110	1.7	SW846 8330
2,4,6-Trinitrotoluene	ND	1.0	0.99	ug/L	95		SW846 8330
	ND	1.0	0.95	ug/L	94	3.7	SW846 8330

(Continued on next page)

MATRIX SPIKE SAMPLE DATA REPORT

HPLC

Client Lot #...: A8A300104 **Work Order #...:** KF9RR1AC-MS **Matrix.....:** WG
MS Lot-Sample #: A8A300104-001 KF9RR1AD-MSD

SURROGATE	PERCENT RECOVERY	RECOVERY LIMITS
3,4-Dinitrotoluene	100	(83 - 113)
	97	(83 - 113)

NOTE(S):

Calculations are performed before rounding to avoid round-off errors in calculated results.

Bold print denotes control parameters

TestAmerica West Sacramento
GC/LC INSTRUMENT LOG

Inst ID: LC10 Batch ID: 02052008
Method : Method 8330 Test : SOP SAC-LC-0009
ICAL Date: See Calibration Report

Date	Time	Operator	Sample ID	File ID	Vol or Wt	Extract Vol	Diln	Comments
05-FEB-2008	15:59	KenneyF	CCV_5 PRIMER	A-000001.	0 g	0 mL	1	
05-FEB-2008	17:07	KenneyF	CCV_5 PRIMER	A-000002.	0 g	0 mL	1	
05-FEB-2008	18:00	KenneyF	CCV_5 PRIMER	A-000003.	0 g	0 mL	1	
05-FEB-2008	18:53	KenneyF	STD_5 08GCSV0048 100/200/100/1	A-000004.	0 g	0 mL	1	
05-FEB-2008	19:46	KenneyF	MRL_1 E070821S 2/50/20/20ng/mL	A-000005.	0 g	0 mL	1	
05-FEB-2008	20:39	KenneyF	KGDGC1AA 8031288 G8A310000-288	A-000006.	1000 mL	20 mL	1	
05-FEB-2008	21:32	KenneyF	KGDGC1AC 8031288 G8A310000-288	A-000007.	1000 mL	20 mL	1	
05-FEB-2008	22:25	KenneyF	KF7X21AA 8031288 A8A290105-1 1	A-000008.	1011.83 mL	20 mL	1	
05-FEB-2008	23:18	KenneyF	KF7X31AA 8031288 A8A290105-2 1	A-000009.	1026.51 mL	20 mL	1	
06-FEB-2008	00:11	KenneyF	KF7X41AA 8031288 A8A290105-3 1	A-000010.	1022.98 mL	20 mL	1	
06-FEB-2008	01:04	KenneyF	KF7X51AA 8031288 A8A290105-4 1	A-000011.	1022.3 mL	20 mL	1	
06-FEB-2008	01:57	KenneyF	KF7X61AA 8031288 A8A290105-5 1	A-000012.	1018.74 mL	20 mL	1	
06-FEB-2008	02:50	KenneyF	KF7X71AA 8031288 A8A290105-6 1	A-000013.	1014.5 mL	20 mL	1	
06-FEB-2008	03:44	KenneyF	KF7X81AA 8031288 A8A290105-7 1	A-000014.	1015.88 mL	20 mL	1	
06-FEB-2008	04:37	KenneyF	KF70A1AA 8031288 A8A290105-8 1	A-000015.	1011.74 mL	20 mL	1	
06-FEB-2008	05:30	KenneyF	STD_6 E071007E 200/500/200/200	A-000016.	0 g	0 mL	1	
06-FEB-2008	06:23	KenneyF	MRL_1 E070821S 2/50/20/20ng/mL	A-000017.	0 g	0 mL	1	
06-FEB-2008	07:16	KenneyF	KF70C1AA 8031288 A8A290105-9 1	A-000018.	1024.29 mL	20 mL	1	
06-FEB-2008	08:09	KenneyF	KF70D1AA 8031288 A8A290105-10	A-000019.	979.71 mL	20 mL	1	
06-FEB-2008	09:02	KenneyF	KF70E1AA 8031288 A8A290105-11	A-000020.	1000.93 mL	20 mL	1	
06-FEB-2008	09:55	KenneyF	KF70E1AC 8031288 A8A290105-11	A-000021.	997.44 mL	20 mL	1	
06-FEB-2008	10:48	KenneyF	KF70E1AD 8031288 A8A290105-11	A-000022.	1019.3 mL	20 mL	1	
06-FEB-2008	11:41	KenneyF	STD_5 08GCSV0048 100/200/100/1	A-000023.	0 g	0 mL	1	
06-FEB-2008	12:34	KenneyF	MRL_1 E070926A 2/50/20/20ng/mL	A-000024.	0 g	0 mL	1	
06-FEB-2008	13:27	KenneyF	KGDGC1AA 8031288 G8A310000-288	A-000025.	1000 mL	20 mL	1	
06-FEB-2008	14:21	KenneyF	MDL_CK LEVEL GCSV0057	A-000026.	0 g	0 mL	1	
06-FEB-2008	15:14	KenneyF	KGDGC1AC 8031288 G8A310000-288	A-000027.	1000 mL	20 mL	1	
06-FEB-2008	16:07	KenneyF	KF7X21AA 8031288 A8A290105-1 1	A-000028.	1011.83 mL	20 mL	1	
06-FEB-2008	17:01	KenneyF	KF7X31AA 8031288 A8A290105-2 1	A-000029.	1026.51 mL	20 mL	1	
06-FEB-2008	17:54	KenneyF	KF7X41AA 8031288 A8A290105-3 1	A-000030.	1022.98 mL	20 mL	1	
06-FEB-2008	18:47	KenneyF	KF7X51AA 8031288 A8A290105-4 1	A-000031.	1022.3 mL	20 mL	1	
06-FEB-2008	19:40	KenneyF	KF7X61AA 8031288 A8A290105-5 1	A-000032.	1018.74 mL	20 mL	1	
06-FEB-2008	20:33	KenneyF	KF7X71AA 8031288 A8A290105-6 1	A-000033.	1014.5 mL	20 mL	1	
06-FEB-2008	21:26	KenneyF	KF7X81AA 8031288 A8A290105-7 1	A-000034.	1015.88 mL	20 mL	1	
06-FEB-2008	22:19	KenneyF	KF70A1AA 8031288 A8A290105-8 1	A-000035.	1011.74 mL	20 mL	1	
06-FEB-2008	23:12	KenneyF	STD_5 08GCSV0048 100/200/100/1	A-000036.	0 g	0 mL	1	
07-FEB-2008	00:05	KenneyF	MRL_1 E070926A 2/50/20/20ng/mL	A-000037.	0 g	0 mL	1	
07-FEB-2008	00:58	KenneyF	KF70C1AA 8031288 A8A290105-9 1	A-000038.	1024.29 mL	20 mL	1	
07-FEB-2008	01:51	KenneyF	KF70D1AA 8031288 A8A290105-10	A-000039.	979.71 mL	20 mL	1	
07-FEB-2008	02:44	KenneyF	KF70E1AA 8031288 A8A290105-11	A-000040.	1000.93 mL	20 mL	1	
07-FEB-2008	03:37	KenneyF	KF70E1AC 8031288 A8A290105-11	A-000041.	997.44 mL	20 mL	1	
07-FEB-2008	04:30	KenneyF	KF70E1AD 8031288 A8A290105-11	A-000042.	1019.3 mL	20 mL	1	
07-FEB-2008	05:23	KenneyF	STD_5 08GCSV0048 100/200/100/1	A-000043.	0 g	0 mL	1	
07-FEB-2008	06:16	KenneyF	MRL_1 E070926A 2/50/20/20ng/mL	A-000044.	0 g	0 mL	1	
07-FEB-2008	07:09	KenneyF	KGE251AA 8032198 G8B010000-198	A-000045.	1000 mL	20 mL	1	
07-FEB-2008	08:02	KenneyF	KGE251AC 8032198 G8B010000-198	A-000046.	1000 mL	20 mL	1	
07-FEB-2008	08:55	KenneyF	KF9RR1AA 8032198 A8A300104-1 1	A-000047.	950.85 mL	20 mL	1	
07-FEB-2008	09:48	KenneyF	KF9RR1AC 8032198 A8A300104-1 S	A-000048.	962.35 mL	20 mL	1	
07-FEB-2008	10:41	KenneyF	KF9RR1AD 8032198 A8A300104-1 D	A-000049.	992.91 mL	20 mL	1	
07-FEB-2008	11:34	KenneyF	STD_5 08GCSV0048 100/200/100/1	A-000050.	0 g	0 mL	1	

Sequence continued on next page

Not used wrong MRL Std JMA 2/8/08

Page 2 of Batch 02052008 on Instrument LC10
For header information, refer to the first page of this batch's log.

Date	Time	Operator	Sample ID	File ID	Vol or Wt	Extract Vol	Diln	Comments
07-FEB-2008	12:27	KenneyF	MRL_1 E070926A 2/50/20/20ng/mL	A-000051.	0 g	0 mL	1	
07-FEB-2008	13:20	KenneyF	KF9R01AA 8032198 A8A300104-2 1	A-000052.	896.1 mL	20 mL	1	
07-FEB-2008	14:13	KenneyF	KF9R51AA 8032198 A8A300104-3 1	A-000053.	928.73 mL	20 mL	1	
07-FEB-2008	15:06	KenneyF	KF9R71AA 8032198 A8A300104-4 1	A-000054.	1032.25 mL	20 mL	1	
07-FEB-2008	15:59	KenneyF	KF9R81AA 8032198 A8A300104-5 1	A-000055.	1015.88 mL	20 mL	1	
07-FEB-2008	16:52	KenneyF	KF9R91AA 8032198 A8A300104-6 1	A-000056.	1032.58 mL	20 mL	1	
07-FEB-2008	17:45	KenneyF	KF9TG1AA 8032198 A8A300104-7 1	A-000057.	1032.33 mL	20 mL	1	
07-FEB-2008	18:39	KenneyF	KF9TL1AA 8032198 A8A300104-8 1	A-000058.	1018.82 mL	20 mL	1	
07-FEB-2008	19:32	KenneyF	KF9TM1AA 8032198 A8A300104-9 1	A-000059.	1037.43 mL	20 mL	1	
07-FEB-2008	20:25	KenneyF	KF9TQ1AA 8032198 A8A300104-10	A-000060.	1037.14 mL	20 mL	1	
07-FEB-2008	21:18	KenneyF	KF9TV1AA 8032198 A8A300104-11	A-000061.	1001.5 mL	20 mL	1	
07-FEB-2008	22:11	KenneyF	STD_5 08GCSV0048 100/200/100/1	A-000062.	0 g	0 mL	1	
07-FEB-2008	23:04	KenneyF	MRL_1 E070926A 2/50/20/20ng/mL	A-000063.	0 g	0 mL	1	
07-FEB-2008	23:57	KenneyF	KF9T31AA 8032198 A8A300104-12	A-000064.	970.73 mL	20 mL	1	
08-FEB-2008	00:50	KenneyF	KF9T51AA 8032198 A8A300104-13	A-000065.	1026.81 mL	20 mL	1	
08-FEB-2008	01:44	KenneyF	KGE251AC 8032198 GBB010000-198	A-000066.	1000 mL	20 mL	1	
08-FEB-2008	02:37	KenneyF	KGHT91AA 8035203 MB 1X	A-000067.	1000 mL	20 mL	1	
08-FEB-2008	03:30	KenneyF	KGHT91AC 8035203 LCS 1X	A-000068.	1000 mL	20 mL	1	
08-FEB-2008	04:23	KenneyF	KGCKR1AA 8035203 A8A310101-1 1	A-000069.	1026 mL	20 mL	1	
08-FEB-2008	05:16	KenneyF	KGCKV1AA 8035203 A8A310101-2 1	A-000070.	983 mL	20 mL	1	
08-FEB-2008	06:09	KenneyF	KGCK11AA 8035203 A8A310101-3 1	A-000071.	1031 mL	20 mL	1	
08-FEB-2008	07:03	KenneyF	KGCK21AA 8035203 A8A310101-4 1	A-000072.	975 mL	20 mL	1	
08-FEB-2008	07:56	KenneyF	KGCK31AA 8035203 A8A310101-5 1	A-000073.	1017 mL	20 mL	1	
08-FEB-2008	08:49	KenneyF	STD_5 08GCSV0048 100/200/100/1	A-000074.	0 g	0 mL	1	
08-FEB-2008	09:42	KenneyF	MRL_1 E070926A 2/50/20/20ng/mL	A-000075.	0 g	0 mL	1	
08-FEB-2008	10:35	KenneyF	KGCK51AA 8035203 A8A310101-6 1	A-000076.	1040 mL	20 mL	1	

— run continued on next page —

2/9/08

TestAmerica West Sacramento

A-000026.D

Chromatography Summary

Method 8330 Target Analyte Results

Injection Date: 2/6/2008 14:21 Operator: KenneyF

DataFile: LC10.I\02052008.B\A-000026.D Vial Num: 10

Instrument ID: LC10

Sample : MDL_CK LEVEL GCSV0057

Method File: LC10.I\02052008.B\8330AB.M

Start Cal Date: 10/20/2007 16:48 End Cal Date: 10/20/2007 22:59

Dilution Factor	Extract Volume	Sample Volume	Sample Weight
1X	0 mL	0 mL	0 g

Matrix: NONE SubList: EXPSDNAMDL.subSpikeList:

Samp. Info: MDL_CK LEVEL GCSV0057 ;0

Misc. Info: ;1: ; ; ;3;EXPSDNAMDL.sub; ;0;1

	Signal 1 UV 250-265					Signal 2 UV 358-205							
Compound Name	RT	Diff	Response	PPB	Flag	RT	Diff	Response	PPB	Flag	MDL	RL	Flag
3,4-Dinitrotoluene	18.63	0.082	202	4.0750<		18.56	0.005	337	3.5350		0.0000	0.00	
HMX	5.29	0.015	198	1.5110<							0.0000	0.00	45
RDX	7.96	0.045	107	1.3460<							0.0000	0.00	45
Picric ACID	9.27	0.042	260	3.1500		9.28	0.048	381	3.1360<		0.0000	0.00	
1,3,5-Trinitrobenzene	10.46	0.072	209	1.4040<							0.0000	0.00	45
1,3-Dinitrobenzene	13.65	0.075	239	1.6730<							0.0000	0.00	45
TETRYL	14.69	-0.005	129	1.4230<	M						0.0000	0.00	45
Nitrobenzene	15.62	0.065	100	1.5400<							0.0000	0.00	45
2,4,6-Trinitrotoluene	17.04	0.039	147	1.6480<							0.0000	0.00	45
4-AM-2,6-DNT	18.14	0.062	112	1.7090<							0.0000	0.00	45
2-AM-4,6-DNT	19.22	0.018	127	1.6990<							0.0000	0.00	45
2,6-Dinitrotoluene	21.00	0.049	89	1.6950<							0.0000	0.00	45
2,4-Dinitrotoluene	21.84	0.102	118	1.3820<							0.0000	0.00	45
2-Nitrotoluene	25.67	0.062	78	2.1470<							0.0000	0.00	45
4-Nitrotoluene	27.55	-0.015	61	1.3900<							0.0000	0.00	45
3-Nitrotoluene	29.75	0.035	54	1.2740<	M						0.0000	0.00	45
Nitroglycerin						16.20	0.059	294	3.9200<		0.0000	0.00	45
PETN						31.38	0.055	124	3.0960<		0.0000	0.00	45
3,5-Dinitroaniline	14.50	0.122	140	1.4140<	M						0.0000	0.00	45

Surrogates:	Spiked	Recovered	%Rec		Spiked	Recovered	%Rec	Limits
3,4-Dinitrotoluene	2000.0000	4.0750	0		2000.0000	3.5350	0	0--1.#QNAN

Notes:

M = Manually Integrated

D = Operator Disabled Result

O = Over Calibration Range

< = Primary Value

4 = Signals Differ by More Than 40%

5 = Signals Differ by More Than 50%

Printed: 3/4/2008 9:59 AM

TestAmerica West Sacramento

A-000043.D

Chromatography Summary

Injection Date: 2/7/2008 5:23 **Operator:** KenneyF

DataFile: LC10.I\02052008.B\A-000043.D **Vial Num:** 4

Instrument ID: LC10

Method 8330 Target Analyte Results

Sample: **STD_5 08GCSV0048 100/200/100/100ng/mL**

Method File: LC10.I\02052008.B\8330AB.M

Start Cal Date: 10/20/2007 16:48 **End Cal Date:** 10/20/2007 22:59

Dilution Factor	Extract Volume	Sample Volume	Sample Weight
1X	0 mL	0 mL	0 g

Matrix: NONE **SubList:** EXPWDNA.sub **SpikeList:**

Samp. Info: STD_5 08GCSV0048 100/200/100/100ng/mL;2

Misc. Info: ;5; ; ; ;3:EXPWDNA.sub; ;0;1

	Signal 1 UV 250-265							Signal 2 UV 358-205								
Compound Name	RT	Response	PPB	Spike Level	%D	Result	Flag	RT	Response	PPB	Spike Level	%D	Result	Flag	Limits(%)	Flag
3,4-Dinitrotoluene	18.54	4980	100.5000<	100	1%	Acceptable		18.52	9635	101.0000	100	1%	Acceptable		(±15)	
HMX	5.27	13584	103.7000<	100	4%	Acceptable					100	-100%	Fails		(±15)	45
RDX	7.91	8528	107.3000<	100	7%	Acceptable					100	-100%	Fails		(±15)	45
Picric ACID	**9.18**	**19060**	**230.9000**	**200**	**15%**	**Fails** ok		**9.18**	**28113**	**231.4000<**	**200**	**16%**	**Fails** high		(±15)	
1,3,5-Trinitrobenzene	10.39	15547	104.4000<	100	4%	Acceptable					100	-100%	Fails		(±15)	45
1,3-Dinitrobenzene	13.56	14777	103.4000<	100	3%	Acceptable					100	-100%	Fails		(±15)	45
TETRYL	**14.64**	**10498**	**115.8000<**	**100**	**16%**	**Fails** high					100	-100%	Fails		(±15)	45
Nitrobenzene	15.54	6559	101.0000<	100	1%	Acceptable					100	-100%	Fails		(±15)	45
2,4,6-Trinitrotoluene	16.99	9258	103.8000<	100	4%	Acceptable					100	-100%	Fails		(±15)	45
4-AM-2,6-DNT	18.04	6725	102.6000<	100	3%	Acceptable					100	-100%	Fails		(±15)	45
2-AM-4,6-DNT	19.20	7624	102.0000<	100	2%	Acceptable					100	-100%	Fails		(±15)	45
2,6-Dinitrotoluene	20.96	5475	104.3000<	100	4%	Acceptable					100	-100%	Fails		(±15)	45
2,4-Dinitrotoluene	21.74	8702	101.9000<	100	2%	Acceptable					100	-100%	Fails		(±15)	45
2-Nitrotoluene	25.60	3693	101.7000<	100	2%	Acceptable					100	-100%	Fails		(±15)	45
4-Nitrotoluene	27.53	4480	102.0000<	100	2%	Acceptable					100	-100%	Fails		(±15)	45
3-Nitrotoluene	29.68	4390	103.6000<	100	4%	Acceptable					100	-100%	Fails		(±15)	45
Nitroglycerin				**100**	**-100%**	**Fails**		16.14	7781	103.7000<	100	4%	Acceptable		(±15)	45
PETN				**100**	**-100%**	**Fails**		31.36	4066	101.5000<	100	2%	Acceptable		(±15)	45
3,5-Dinitroaniline	14.39	9838	99.3300<	100	-1%	Acceptable					100	-100%	Fails		(±15)	45

Notes:
M = Manually Integrated
D = Operator Disabled Result
O = Over Calibration Range
< = Primary Value
4 = Signals Differ by More Than 40%
5 = Signals Differ by More Than 50%

Printed: 2/7/2008 9:46 AM

TestAmerica West Sacramento

A-000050.D

Chromatography Summary

Injection Date: 2/7/2008 11:34 **Operator:** KenneyF

DataFile: LC10.I\02052008.B\A-000050.D **Vial Num:** 5

Instrument ID: LC10

Method 8330 Target Analyte Results

Sample : **STD_5 08GCSV0048 100/200/100/100ng/mL**

Method File: LC10.I\02052008.B\8330AB.M

Start Cal Date: 10/20/2007 16:48 **End Cal Date:** 10/20/2007 22:59

Dilution Factor	Extract Volume	Sample Volume	Sample Weight
1X	0 mL	0 mL	0 g

Matrix: NONE **SubList:** EXPWDNA.sub **SpikeList:**

Samp. Info: STD_5 08GCSV0048 100/200/100/100ng/mL;2

Misc. Info: ;5; ; ; ;3;EXPWDNA.sub; ;0;1

	Signal 1 UV 250-265							Signal 2 UV 358-205								
Compound Name	RT	Response	PPB	Spike Level	%D	Result	Flag	RT	Response	PPB	Spike Level	%D	Result	Flag	Limits(%)	Flag
3,4-Dinitrotoluene	18.52	4966	100.2000<	100	0%	Acceptable		18.52	9664	101.4000	100	1%	Acceptable		(±15)	
HMX	5.27	13505	103.0000<	100	3%	Acceptable					100	-100%	Fails		(±15)	45
RDX	7.91	8448	106.3000<	100	6%	Acceptable					100	-100%	Fails		(±15)	45
Picric ACID	9.17	18964	229.7000	200	15%	Acceptable		9.17	27974	230.3000<	200	15%	Fails OK		(±15)	
1,3,5-Trinitrobenzene	10.38	15458	103.8000<	100	4%	Acceptable					100	-100%	Fails		(±15)	45
1,3-Dinitrobenzene	13.55	14785	103.5000<	100	4%	Acceptable					100	-100%	Fails		(±15)	45
TETRYL	14.63	10565	116.5000<	100	17%	Fails Weigh					100	-100%	Fails		(±15)	45
Nitrobenzene	15.54	6617	101.9000<	100	2%	Acceptable					100	-100%	Fails		(±15)	45
2,4,6-Trinitrotoluene	16.98	9210	103.2000<	100	3%	Acceptable					100	-100%	Fails		(±15)	45
4-AM-2,6-DNT	18.03	6723	102.6000<	100	3%	Acceptable					100	-100%	Fails		(±15)	45
2-AM-4,6-DNT	19.19	7612	101.8000<	100	2%	Acceptable					100	-100%	Fails		(±15)	45
2,6-Dinitrotoluene	20.95	5465	104.1000<	100	4%	Acceptable					100	-100%	Fails		(±15)	45
2,4-Dinitrotoluene	21.73	8654	101.3000<	100	1%	Acceptable					100	-100%	Fails		(±15)	45
2-Nitrotoluene	25.59	3722	102.5000<	100	3%	Acceptable					100	-100%	Fails		(±15)	45
4-Nitrotoluene	27.51	4499	102.5000<	100	3%	Acceptable					100	-100%	Fails		(±15)	45
3-Nitrotoluene	29.68	4416	104.2000<	100	4%	Acceptable					100	-100%	Fails		(±15)	45
Nitroglycerin				100	-100%	Fails		16.14	7728	103.0000<	100	3%	Acceptable		(±15)	45
PETN				100	-100%	Fails		31.34	4119	102.8000<	100	3%	Acceptable		(±15)	45
3,5-Dinitroaniline	14.38	9919	100.1000<	100	0%	Acceptable					100	-100%	Fails		(±15)	45

Notes:
- M = Manually Integrated
- D = Operator Disabled Result
- O = Over Calibration Range
- < = Primary Value
- 4 = Signals Differ by More Than 40%
- 5 = Signals Differ by More Than 50%

Printed: 2/7/2008 12:37 PM

TestAmerica West Sacramento

A-000062.D

Chromatography Summary

Injection Date: 2/7/2008 22:11 Operator: KenneyF

DataFile: LC10.I\02052008.B\A-000062.D Vial Num: 5

Instrument ID: LC10

Method 8330 Target Analyte Results

Sample : **STD_5 08GCSV0048 100/200/100/100ng/mL**

Method File: LC10.I\02052008.B\8330AB.M

Start Cal Date: 10/20/2007 16:48 End Cal Date: 10/20/2007 22:59

Dilution Factor	Extract Volume	Sample Volume	Sample Weight
1X	0 mL	0 mL	0 g

Matrix: NONE SubList: EXPWDNA.sub SpikeList:

Samp. Info: STD_5 08GCSV0048 100/200/100/100ng/mL;2

Misc. Info: :5; ; ; ;3;EXPWDNA.sub; ;0;1

	Signal 1 UV 250-265							Signal 2 UV 358-205								
Compound Name	RT	Response	PPB	Spike Level	%D	Result	Flag	RT	Response	PPB	Spike Level	%D	Result	Flag	Limits(%)	Flag
3,4-Dinitrotoluene	18.48	4984	100.5000<	100	1%	Acceptable		18.48	9784	102.6000	100	3%	Acceptable		(±15)	
HMX	5.26	13528	103.2000<	100	3%	Acceptable					100	-100%	Fails		(±15)	45
RDX	7.90	8559	107.7000<	100	8%	Acceptable					100	-100%	Fails		(±15)	45
Picric ACID	**9.17**	**19059**	**230.9000**	**200**	**15%**	**Fails**	dk	9.17	28103	231.3000<	200	16%	Fails	high	(±15)	
1,3,5-Trinitrobenzene	10.37	15560	104.5000<	100	5%	Acceptable					100	-100%	Fails		(±15)	45
1,3-Dinitrobenzene	13.54	14862	104.0000<	100	4%	Acceptable					100	-100%	Fails		(±15)	45
TETRYL	**14.60**	**10849**	**119.6000<**	**100**	**20%**	**Fails**					100	-100%	Fails		(±15)	45
Nitrobenzene	15.52	6505	100.2000<	100	0%	Acceptable					100	-100%	Fails		(±15)	45
2,4,6-Trinitrotoluene	16.94	9208	103.2000<	100	3%	Acceptable					100	-100%	Fails		(±15)	45
4-AM-2,6-DNT	18.00	6684	102.0000<	100	2%	Acceptable					100	-100%	Fails		(±15)	45
2-AM-4,6-DNT	19.15	7623	102.0000<	100	2%	Acceptable					100	-100%	Fails		(±15)	45
2,6-Dinitrotoluene	20.91	5460	104.0000<	100	4%	Acceptable					100	-100%	Fails		(±15)	45
2,4-Dinitrotoluene	21.69	8706	102.0000<	100	2%	Acceptable					100	-100%	Fails		(±15)	45
2-Nitrotoluene	25.55	3661	100.8000<	100	1%	Acceptable					100	-100%	Fails		(±15)	45
4-Nitrotoluene	27.44	4473	101.9000<	100	2%	Acceptable					100	-100%	Fails		(±15)	45
3-Nitrotoluene	29.61	4336	102.3000<	100	2%	Acceptable					100	-100%	Fails		(±15)	45
Nitroglycerin				**100**	**-100%**	**Fails**		16.10	7774	103.6000<	100	4%	Acceptable		(±15)	45
PETN				**100**	**-100%**	**Fails**		31.24	4047	101.0000<	100	1%	Acceptable		(±15)	45
3,5-Dinitroaniline	14.37	10051	101.5000<	100	2%	Acceptable					100	-100%	Fails		(±15)	45

Notes:
M = Manually Integrated
D = Operator Disabled Result
O = Over Calibration Range
< = Primary Value
4 = Signals Differ by More Than 40%
5 = Signals Differ by More Than 50%

Printed: 2/8/2008 10:35 AM

TestAmerica West Sacramento

A-000074.D

Chromatography Summary

Injection Date: 2/8/2008 8:49 **Operator:** KenneyF

DataFile: I:\C10.I\02052008.B\A-000074.D **Vial Num:** 9

Instrument ID: I.C10

Method 8330 Target Analyte Results

Sample : **STD_5 08GCSV0048 100/200/100/100ng/mL**

Method File: I.C10.I\02052008.B\8330AB.M

Start Cal Date: 10/20/2007 16:48 **End Cal Date:** 10/20/2007 22:59

Dilution Factor	Extract Volume	Sample Volume	Sample Weight
IX	0 mL	0 mL	0 g

Matrix: NONE **SubList:** EXPWDNA.sub **SpikeList:**

Samp. Info: STD_5 08GCSV0048 100/200/100/100ng/mL;2

Misc. Info: :5; ; ; :3:EXPWDNA.sub; :0:1

	Signal 1 UV 250-265							Signal 2 UV 358-205								
Compound Name	RT	Response	PPB	Spike Level	%D	Result	Flag	RT	Response	PPB	Spike Level	%D	Result	Flag	Limits(%)	Flag
3,4-Dinitrotoluene	18.51	4962	100.1000<	100	0%	Acceptable		18.52	9708	101.8000	100	2%	Acceptable		(±15)	
HMX	5.27	13515	103.1000<	100	3%	Acceptable					100	-100%	Fails		(±15)	45
RDX	7.91	8454	106.3000<	100	6%	Acceptable					100	-100%	Fails		(±15)	45
Picric ACID	9.18	18947	229.5000	200	15%	Acceptable		9.18	27937	230.0000<	200	15%	Fails		(±15)	
1,3,5-Trinitrobenzene	10.38	15442	103.7000<	100	4%	Acceptable					100	-100%	Fails		(±15)	45
1,3-Dinitrobenzene	13.55	14800	103.6000<	100	4%	Acceptable					100	-100%	Fails		(±15)	45
TETRYL	14.63	10652	117.5000<	100	18%	Fails					100	-100%	Fails		(±15)	45
Nitrobenzene	15.54	6717	103.4000<	100	3%	Acceptable					100	-100%	Fails		(±15)	45
2,4,6-Trinitrotoluene	16.98	9205	103.2000<	100	3%	Acceptable					100	-100%	Fails		(±15)	45
4-AM-2,6-DNT	18.03	6696	102.2000<	100	2%	Acceptable					100	-100%	Fails		(±15)	45
2-AM-4,6-DNT	19.18	7604	101.7000<	100	2%	Acceptable					100	-100%	Fails		(±15)	45
2,6-Dinitrotoluene	20.94	5460	104.0000<	100	4%	Acceptable					100	-100%	Fails		(±15)	45
2,4-Dinitrotoluene	21.72	8674	101.6000<	100	2%	Acceptable					100	-100%	Fails		(±15)	45
2-Nitrotoluene	25.58	3709	102.1000<	100	2%	Acceptable					100	-100%	Fails		(±15)	45
4-Nitrotoluene	27.53	4490	102.3000<	100	2%	Acceptable					100	-100%	Fails		(±15)	45
3-Nitrotoluene	29.68	4405	103.9000<	100	4%	Acceptable					100	-100%	Fails		(±15)	45
Nitroglycerin				100	-100%	Fails		16.13	7583	101.1000<	100	1%	Acceptable		(±15)	45
PETN				100	-100%	Fails		31.34	3977	99.3100<	100	-1%	Acceptable		(±15)	45
3,5-Dinitroaniline	14.38	9945	100.4000<	100	0%	Acceptable					100	-100%	Fails		(±15)	45

Notes:
M = Manually Integrated
D = Operator Disabled Result
O = Over Calibration Range
< = Primary Value
4 = Signals Differ by More Than 40%
5 = Signals Differ by More Than 50%

Printed: 2/8/2008 10:42 AM

TestAmerica West Sacramento

A-000059.D

Chromatography Summary

Method 8330 Target Analyte Results

Injection Date: 2/7/2008 19:32 Operator: KenneyF
DataFile: LC10.I\02052008.B\A-000059.D Vial Num: 39
Instrument ID: LC10

Sample: **KF9TM1AA 8032198 A8A300104-9 1X** Method File: LC10.I\02052008.B\8330AB.M
Start Cal Date: 10/20/2007 16:48 End Cal Date: 10/20/2007 22:59

Dilution Factor	Extract Volume	Sample Volume	Sample Weight
1X	20 mL	1037 mL	0 g

Matrix: WATER SubList: EXPW.sub SpikeList:
Samp. Info: KF9TM1AA 8032198 A8A300104-9 1X;0;
Misc. Info: ;;1037.43;;20;1;EXPW.sub;;0;1;KF9TM1AA

	Signal 1 UV 250-265					Signal 2 UV 358-205							
Compound Name	RT	Diff	Response	Conc (ug/L)	Flag	RT	Diff	Response	Conc (ug/L)	Flag	MDL	RL	Flag
3,4-Dinitrotoluene											0.0000	0.00	
HMX	5.28	0.010	1117	0.1643<							0.0000	0.10	45
RDX	7.94	0.027	1393	0.3378<							0.0000	0.10	45
Picric ACID	9.15	-0.077	229	0.0535							0.0003	0.65	45
1,3,5-Trinitrobenzene	10.41	0.017	3251	0.4209<							0.0000	0.10	45
1,3-Dinitrobenzene											0.0000	0.10	
TETRYL											0.0000	0.10	
Nitrobenzene											0.0000	0.10	
2,4,6-Trinitrotoluene	17.02	0.013	15791	3.4120<							0.0000	0.10	45
4-AM-2,6-DNT	18.08	-0.003	42792	12.5900<							0.0000	0.10	45
2-AM-4,6-DNT	19.24	0.040	30049	7.7500<							0.0001	0.20	45
2,6-Dinitrotoluene	20.90	-0.050	225	0.0826<							0.0000	0.10	45
2,4-Dinitrotoluene	21.78	0.043	543	0.1226<							0.0000	0.10	45
2-Nitrotoluene											0.0001	0.50	
4-Nitrotoluene											0.0001	0.50	
3-Nitrotoluene	29.62	-0.100	39	0.0177<							0.0001	0.50	45
Nitroglycerin											0.0003	0.65	
PETN											0.0003	0.65	

continuation 2/8/08

Surrogates:	Spiked	Recovered	%Rec		Spiked	Recovered	%Rec	Limits
3,4-Dinitrotoluene	2.4098		0	covered by 4PM	2.4098		0	(84-125)

Notes:
M = Manually Integrated
D = Operator Disabled Result
O = Over Calibration Range
< = Primary Value
4 = Signals Differ by More Than 40%
5 = Signals Differ by More Than 50%

Printed: 2/8/2008 10:34 AM

Data File: \\Terastation\share\GCdata\LC10.I\02052008.B\A-000059.D
Date : 07-FEB-2008 19:32
Client ID:
Sample Info: KF9TM1AA 8032198 A8A300104-9 1X;0;
Volume Injected (uL): 500.0
Column phase: SYNERGI HYDRORP C18

Instrument: LC10.i
Operator: KenneyF
Column diameter: 4.60

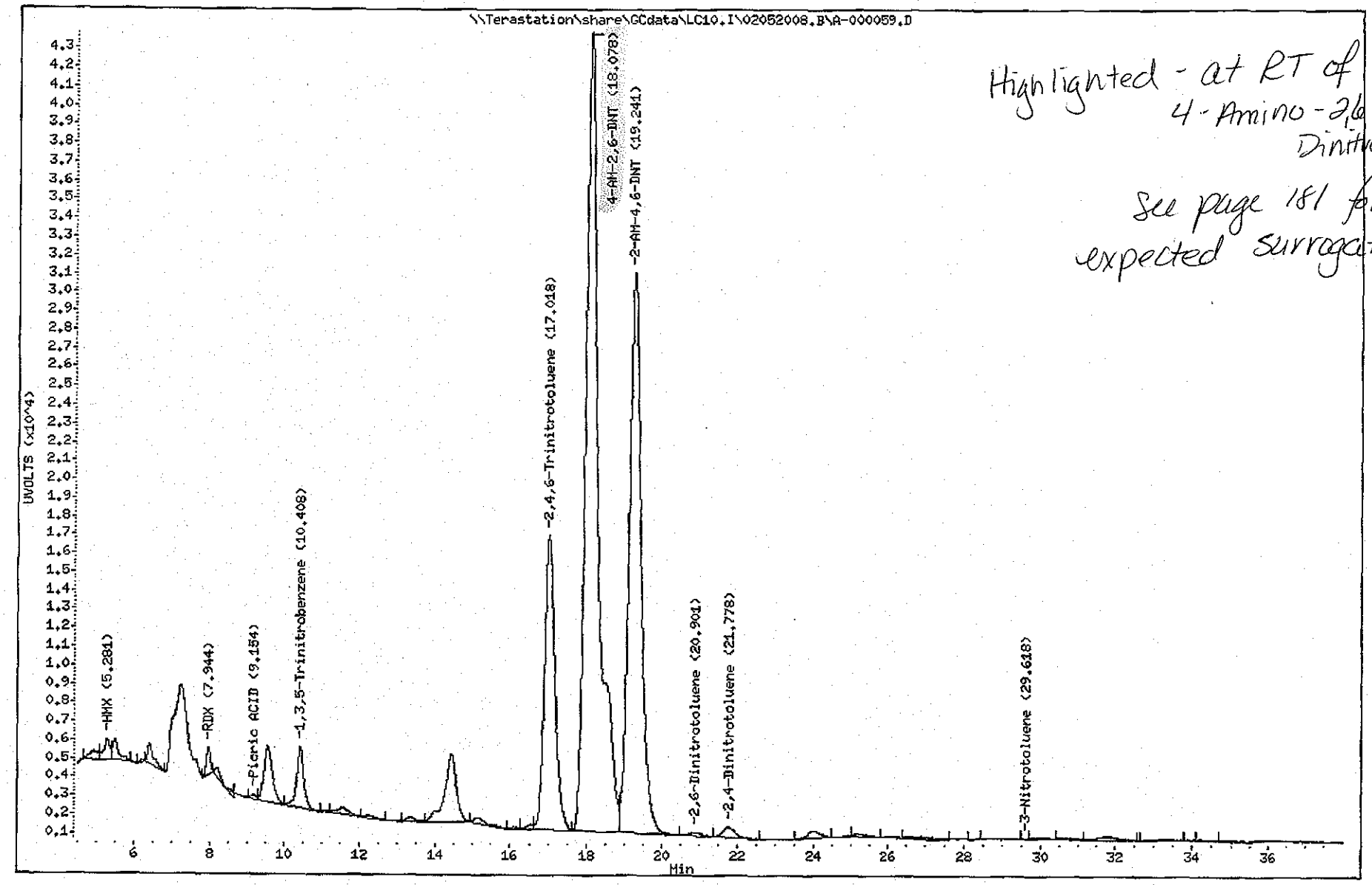

Highlighted - at RT of 18.08
4-Amino-2,6-Dinitrotoluene

See page 181 for expected surrogate RT

Data File: \\Terastation\share\GCdata\LC10.I\02052008.B\A-000060.D
Date : 07-FEB-2008 20:25
Client ID:
Sample Info: KF9TQ1AA 8032198 A8A300104-10 1X;0;
Volume Injected (uL): 500.0
Column phase: SYNERGI HYDRORP C18

Instrument: LC10.i
Operator: KenneyF
Column diameter: 4.60

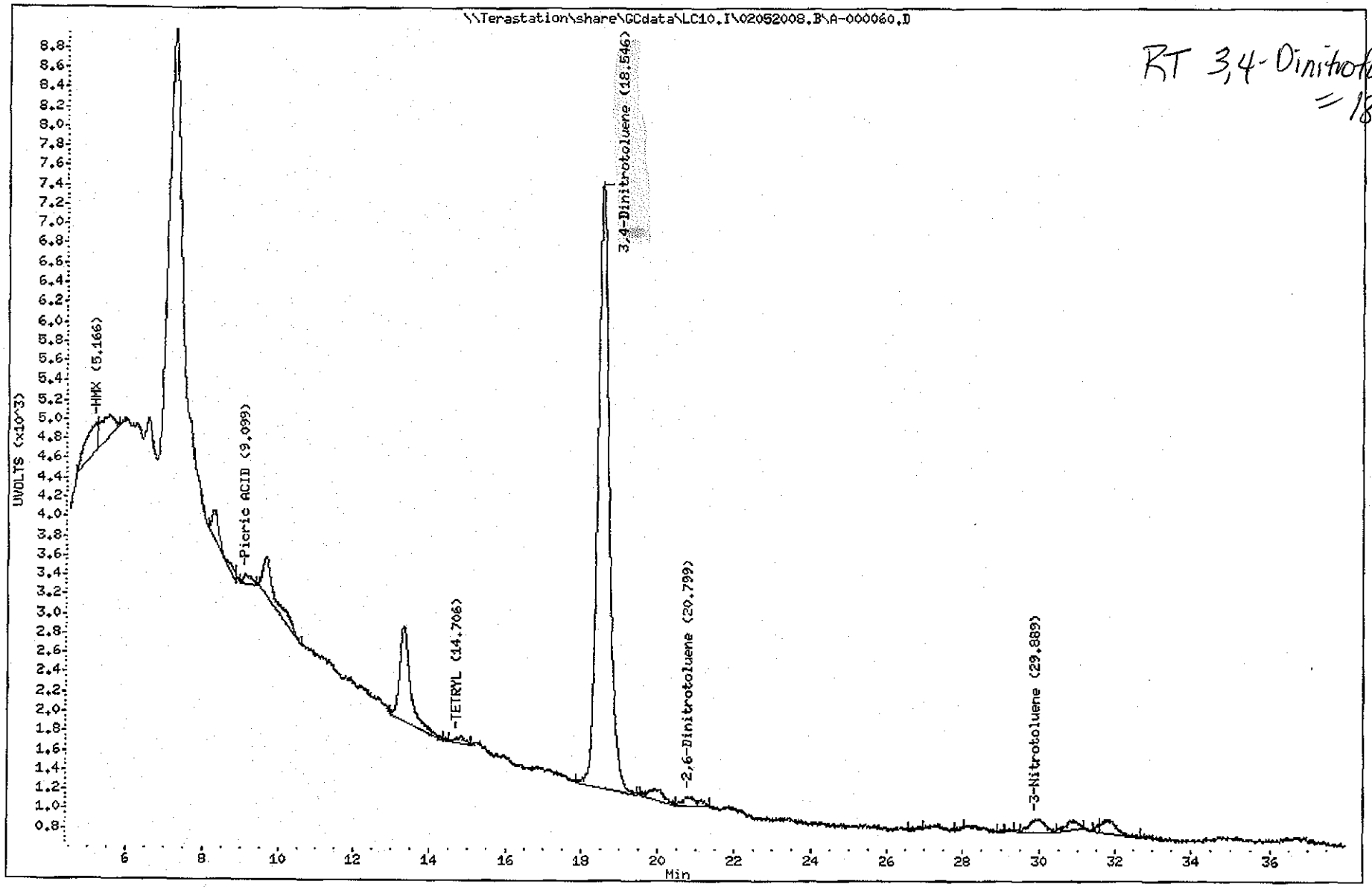

RT 3,4-Dinitrotoluene = 18.546

TestAmerica West Sacramento
GC/LC INSTRUMENT LOG

Inst ID: LC9 Batch ID: 02052008
Method : Method 8330 Test : SOP SAC-LC-0009
ICAL Date: See Calibration Report

Date	Time	Operator	Sample ID	File ID	Vol or Wt	Extract Vol	Diln	Comments
05-FEB-2008	16:03	KenneyF	Primer	C-000001.	0 g	0 mL	1	
05-FEB-2008	17:10	KenneyF	Primer	C-000002.	0 g	0 mL	1	
05-FEB-2008	18:16	KenneyF	STD_5 08GCSV0044 100/200/100/1	C-000003.	0 g	0 mL	1	
05-FEB-2008	19:22	KenneyF	MRL_1 070821S 5/50/20/20	C-000004.	0 g	0 mL	1	
05-FEB-2008	20:28	KenneyF	KGDGC1AA 8031288 G8A310000-288	C-000005.	1000 mL	20 mL	1	
05-FEB-2008	21:34	KenneyF	KF7X21AA 8031288 A8A290105-1 1	C-000006.	1011.83 mL	20 mL	1	
05-FEB-2008	22:40	KenneyF	KF7X31AA 8031288 A8A290105-2 1	C-000007.	1026.51 mL	20 mL	1	
05-FEB-2008	23:46	KenneyF	KF7X41AA 8031288 A8A290105-3 1	C-000008.	1022.98 mL	20 mL	1	
06-FEB-2008	00:52	KenneyF	KF7X51AA 8031288 A8A290105-4 1	C-000009.	1022.3 mL	20 mL	1	
06-FEB-2008	01:59	KenneyF	KF7X61AA 8031288 A8A290105-5 1	C-000010.	1018.74 mL	20 mL	1	
06-FEB-2008	03:05	KenneyF	KF7X71AA 8031288 A8A290105-6 1	C-000011.	1014.5 mL	20 mL	1	
06-FEB-2008	04:11	KenneyF	KF7X81AA 8031288 A8A290105-7 1	C-000012.	1015.88 mL	20 mL	1	
06-FEB-2008	05:17	KenneyF	KF70A1AA 8031288 A8A290105-8 1	C-000013.	1011.74 mL	20 mL	1	
06-FEB-2008	06:23	KenneyF	KF70C1AA 8031288 A8A290105-9 1	C-000014.	1024.29 mL	20 mL	1	
06-FEB-2008	07:30	KenneyF	STD_6 E071007E 200/500/200/200	C-000015.	0 g	0 mL	1	
06-FEB-2008	08:36	KenneyF	MRL_1 070821S 5/50/20/20	C-000016.	0 g	0 mL	1	
06-FEB-2008	09:42	KenneyF	KF70D1AA 8031288 A8A290105-10	C-000017.	979.71 mL	20 mL	1	
06-FEB-2008	10:48	KenneyF	KF70E1AA 8031288 A8A290105-11	C-000018.	1000.93 mL	20 mL	1	
06-FEB-2008	11:54	KenneyF	STD_5 08GCSV0044 100/200/100/1	C-000019.	0 g	0 mL	1	
06-FEB-2008	13:00	KenneyF	MRL_1 E070926A 5/50/20/20	C-000020.	2 g	40 mL	1	
06-FEB-2008	14:06	KenneyF	XGE2S1AA 8032198 G8B010000-198	C-000021.	1000 mL	20 mL	1	
06-FEB-2008	15:12	KenneyF	MDL CK LEVEL GCSV0057	C-000022.	0 g	0 mL	1	
06-FEB-2008	16:19	KenneyF	KF9RR1AA 8032198 A8A300104-1 1	C-000023.	950.85 mL	20 mL	1	
06-FEB-2008	17:25	KenneyF	KF9R01AA 8032198 A8A300104-2 1	C-000024.	896.1 mL	20 mL	1	
06-FEB-2008	18:31	KenneyF	KF9R51AA 8032198 A8A300104-3 1	C-000025.	928.73 mL	20 mL	1	
06-FEB-2008	19:37	KenneyF	KF9R71AA 8032198 A8A300104-4 1	C-000026.	1032.25 mL	20 mL	1	
06-FEB-2008	20:44	KenneyF	KF9R81AA 8032198 A8A300104-5 1	C-000027.	1015.88 mL	20 mL	1	
06-FEB-2008	21:50	KenneyF	KF9R91AA 8032198 A8A300104-6 1	C-000028.	1032.58 mL	20 mL	1	
06-FEB-2008	22:56	KenneyF	KF9TG1AA 8032198 A8A300104-7 1	C-000029.	1032.33 mL	20 mL	1	
07-FEB-2008	00:02	KenneyF	KF9TL1AA 8032198 A8A300104-8 1	C-000030.	1018.82 mL	20 mL	1	
07-FEB-2008	01:08	KenneyF	KF9TM1AA 8032198 A8A300104-9 1	C-000031.	1037.43 mL	20 mL	1	
07-FEB-2008	02:14	KenneyF	STD_5 08GCSV0044 100/200/100/1	C-000032.	0 g	0 mL	1	
07-FEB-2008	03:20	KenneyF	MRL_1 E070926A 5/50/20/20	C-000033.	0 g	0 mL	1	
07-FEB-2008	04:26	KenneyF	KF9TQ1AA 8032198 A8A300104-10	C-000034.	1037.14 mL	20 mL	1	
07-FEB-2008	05:33	KenneyF	KF9TV1AA 8032198 A8A300104-11	C-000035.	1001.5 mL	20 mL	1	
07-FEB-2008	06:39	KenneyF	KF9T31AA 8032198 A8A300104-12	C-000036.	970.73 mL	20 mL	1	
07-FEB-2008	07:45	KenneyF	KF9T51AA 8032198 A8A300104-13	C-000037.	1026.81 mL	20 mL	1	
07-FEB-2008	08:51	KenneyF	KGDGC1AA 8031288 G8A310000-288	C-000038.	1000 mL	20 mL	1	
07-FEB-2008	09:57	KenneyF	KF7X21AA 8031288 A8A290105-1 1	C-000039.	1011.83 mL	20 mL	1	
07-FEB-2008	11:03	KenneyF	KF7X31AA 8031288 A8A290105-2 1	C-000040.	1026.51 mL	20 mL	1	
07-FEB-2008	12:09	KenneyF	KF7X41AA 8031288 A8A290105-3 1	C-000041.	1022.98 mL	20 mL	1	
07-FEB-2008	13:15	KenneyF	KF7X71AA 8031288 A8A290105-6 1	C-000042.	1014.5 mL	20 mL	1	
07-FEB-2008	14:21	KenneyF	KF7X81AA 8031288 A8A290105-7 1	C-000043.	1015.88 mL	20 mL	1	
07-FEB-2008	15:27	KenneyF	STD_5 08GCSV0044 100/200/100/1	C-000044.	0 g	0 mL	1	
07-FEB-2008	16:33	KenneyF	MRL_1 E070926A 5/50/20/20	C-000045.	0 g	0 mL	1	
07-FEB-2008	17:54	KenneyF	KGHT91AA 8035203 MB 1X	C-000046.	1000 mL	20 mL	1	
07-FEB-2008	19:00	KenneyF	KGHT91AD 8035203 FB 1X	C-000047.	1000 mL	20 mL	1	
07-FEB-2008	20:07	KenneyF	KGCKR1AA 8035203 A8A310101-1 1	C-000048.	1026 mL	20 mL	1	
07-FEB-2008	21:13	KenneyF	KGCKV1AA 8035203 A8A310101-2 1	C-000049.	983 mL	20 mL	1	
07-FEB-2008	22:19	KenneyF	KGCK11AA 8035203 A8A310101-3 1	C-000050.	1031 mL	20 mL	1	

Sequence continued on next page

KF4 used
Surrogate Std
2/8/08

TestAmerica West Sacramento

C-000019.D

Chromatography Summary

Injection Date: 2/6/2008 11:54 **Operator:** KenneyF

DataFile: LC9.I\02052008.B\C-000019.D **Vial Num:** 2

Method 8330 Target Analyte Results

Instrument ID: LC9

Sample : **STD_5 08GCSV0044 100/200/100/100**

Method File: LC9.I\02052008.B\8330CNAB.M

Start Cal Date: 1/2/2008 23:11 **End Cal Date:** 1/3/2008 5:50

Dilution Factor	Extract Volume	Sample Volume	Sample Weight
1X	0 mL	0 mL	0 g

Matrix: NONE **SubList:** EXPS.sub **SpikeList:**

Samp. Info: STD_5 08GCSV0044 100/200/100/100;2

Misc. Info: ;5;;;;3;EXPS.sub;;0;1

	Signal 1 UV 250-265							Signal 2 UV 358-205								
Compound Name	RT	Response	PPB	Spike Level	%D	Result	Flag	RT	Response	PPB	Spike Level	%D	Result	Flag	Limits(%)	Flag
3,4-Dinitrotoluene	33.08	4671	99.8700<	100	0%	Acceptable					100	-100%	Fails		(±15)	45
HMX	37.09	4914	102.3000<	100	2%	Acceptable					100	-100%	Fails		(±15)	45
RDX	27.67	4697	98.9500<	100	-1%	Acceptable					100	-100%	Fails		(±15)	45
Picric ACID				200	-100%	Fails					200	-100%	Fails		(±15)	
1,3,5-Trinitrobenzene	24.13	6874	99.0900<	100	-1%	Acceptable					100	-100%	Fails		(±15)	45
1,3-Dinitrobenzene	21.31	9035	103.6000	100	4%	Acceptable					100	-100%	Fails		(±15)	45
TETRYL	42.41	10089	105.6000<	100	6%	Acceptable					100	-100%	Fails		(±15)	45
Nitrobenzene	18.23	4106	99.3200	100	-1%	Acceptable					100	-100%	Fails		(±15)	45
2,4,6-Trinitrotoluene	35.77	6766	101.0000<	100	1%	Acceptable					100	-100%	Fails		(±15)	45
4-AM-2,6-DNT	31.68	8368	99.4300<	100	-1%	Acceptable					100	-100%	Fails		(±15)	45
2-AM-4,6-DNT	31.36	8773	96.0900<	100	-4%	Acceptable					100	-100%	Fails		(±15)	45
2,6-Dinitrotoluene	29.49	5128	103.2000<	100	3%	Acceptable					100	-100%	Fails		(±15)	45
2,4-Dinitrotoluene	28.63	8322	99.8900<	100	0%	Acceptable					100	-100%	Fails		(±15)	45
2-Nitrotoluene	24.70	5414	194.5000<	200	-3%	Acceptable					200	-100%	Fails		(±15)	45
4-Nitrotoluene				200	-100%	Fails					200	-100%	Fails		(±15)	
3-Nitrotoluene	25.30	3153	97.5800<	100	-2%	Acceptable					100	-100%	Fails		(±15)	45
Nitroglycerin				100	-100%	Fails		40.60	6909	104.8000	100	5%	Acceptable		(±15)	45
PETN				100	-100%	Fails		50.19	10777	102.4000	100	2%	Acceptable		(±15)	45

Notes:
- M = Manually Integrated
- D = Operator Disabled Result
- O = Over Calibration Range
- < = Primary Value
- 4 = Signals Differ by More Than 40%
- 5 = Signals Differ by More Than 50%

Printed: 2/6/2008 1:24 PM

TestAmerica West Sacramento

C-000032.D

Chromatography Summary

Injection Date: 2/7/2008 2:14 Operator: KenneyF

DataFile: LC9.I\02052008.B\C-000032.D Vial Num: 4

Method 8330 Target Analyte Results

Instrument ID: LC9

Sample: **STD_5 08GCSV0044 100/200/100/100**

Method File: LC9.I\02052008.B\8330CNAB.M

Start Cal Date: 1/2/2008 23:11 End Cal Date: 1/3/2008 5:50

Dilution Factor	Extract Volume	Sample Volume	Sample Weight
1X	0 mL	0 mL	0 g

Matrix: NONE SubList: EXPS.sub SpikeList:

Samp. Info: STD_5 08GCSV0044 100/200/100/100:2

Misc. Info: :5;;;;3:EXPS.sub;;0;1

	Signal 1 UV 250-265							Signal 2 UV 358-205								
Compound Name	RT	Response	PPB	Spike Level	%D	Result	Flag	RT	Response	PPB	Spike Level	%D	Result	Flag	Limits(%)	Flag
3,4-Dinitrotoluene	33.13	4595	98.2400<	100	-2%	Acceptable					100	-100%	Fails		(±15)	45
HMX	37.12	4892	101.9000<	100	2%	Acceptable					100	-100%	Fails		(±15)	45
RDX	27.72	4575	96.3800<	100	-4%	Acceptable					100	-100%	Fails		(±15)	45
Picric ACID				200	-100%	Fails					200	-100%	Fails		(±15)	
1,3,5-Trinitrobenzene	24.11	6809	98.1500<	100	-2%	Acceptable					100	-100%	Fails		(±15)	45
1,3-Dinitrobenzene	21.33	9015	103.4000	100	3%	Acceptable					100	-100%	Fails		(±15)	45
TETRYL	42.42	10004	104.7000<	100	5%	Acceptable					100	-100%	Fails		(±15)	45
Nitrobenzene	18.27	4173	100.9000	100	1%	Acceptable					100	-100%	Fails		(±15)	45
2,4,6-Trinitrotoluene	35.78	6691	99.9200<	100	0%	Acceptable					100	-100%	Fails		(±15)	45
4-AM-2,6-DNT	31.73	8100	96.2500<	100	-4%	Acceptable					100	-100%	Fails		(±15)	45
2-AM-4,6-DNT	31.40	8544	93.5800<	100	-6%	Acceptable					100	-100%	Fails		(±15)	45
2,6-Dinitrotoluene	29.55	5146	103.6000<	100	4%	Acceptable					100	-100%	Fails		(±15)	45
2,4-Dinitrotoluene	28.69	8203	98.4600<	100	-2%	Acceptable					100	-100%	Fails		(±15)	45
2-Nitrotoluene	24.76	5417	194.6000<	200	-3%	Acceptable					200	-100%	Fails		(±15)	45
4-Nitrotoluene				200	-100%	Fails					200	-100%	Fails		(±15)	
3-Nitrotoluene	25.34	3231	99.9900<	100	0%	Acceptable					100	-100%	Fails		(±15)	45
Nitroglycerin				100	-100%	Fails		40.60	6782	102.9000	100	3%	Acceptable		(±15)	45
PETN				100	-100%	Fails		50.58	10593	100.6000	100	1%	Acceptable		(±15)	45

Notes:
- M = Manually Integrated
- D = Operator Disabled Result
- O = Over Calibration Range
- < = Primary Value
- 4 = Signals Differ by More Than 40%
- 5 = Signals Differ by More Than 50%

Printed: 2/7/2008 9:50 AM

TestAmerica West Sacramento

C-000044.D

Chromatography Summary

Method 8330 Target Analyte Results

Injection Date: 2/7/2008 15:27 Operator: KenneyF
DataFile: LC9.I\02052008.B\C-000044.D Vial Num: 4
Instrument ID: LC9

Sample : **STD_5 08GCSV0044 100/200/100/100**

Method File: LC9.I\02052008.B\8330CNAB.M
Start Cal Date: 1/2/2008 23:11 End Cal Date: 1/3/2008 5:50

Dilution Factor	Extract Volume	Sample Volume	Sample Weight
1X	0 mL	0 mL	0 g

Matrix: NONE SubList: EXPS.sub SpikeList:
Samp. Info: STD_5 08GCSV0044 100/200/100/100;2
Misc. Info: ;5;;;;3;EXPS.sub;;0;1

	Signal 1 UV 250-265							Signal 2 UV 358-205								
Compound Name	RT	Response	PPB	Spike Level	%D	Result	Flag	RT	Response	PPB	Spike Level	%D	Result	Flag	Limits(%)	Flag
3,4-Dinitrotoluene	32.94	4919	105.2000<	100	5%	Acceptable					100	-100%	Fails		(±15)	45
HMX	36.95	4853	101.1000<	100	1%	Acceptable					100	-100%	Fails		(±15)	45
RDX	27.55	4695	98.9100<	100	-1%	Acceptable					100	-100%	Fails		(±15)	45
Picric ACID				200	-100%	Fails					200	-100%	Fails		(±15)	
1,3,5-Trinitrobenzene	24.00	6916	99.6900<	100	0%	Acceptable					100	-100%	Fails		(±15)	45
1,3-Dinitrobenzene	21.20	9102	104.3000	100	4%	Acceptable					100	-100%	Fails		(±15)	45
TETRYL	42.29	10106	105.7000<	100	6%	Acceptable					100	-100%	Fails		(±15)	45
Nitrobenzene	18.14	4081	98.7200	100	-1%	Acceptable					100	-100%	Fails		(±15)	45
2,4,6-Trinitrotoluene	35.57	6667	99.5700<	100	0%	Acceptable					100	-100%	Fails		(±15)	45
4-AM-2,6-DNT	31.54	8052	95.6800<	100	-4%	Acceptable					100	-100%	Fails		(±15)	45
2-AM-4,6-DNT	31.21	8485	92.9400<	100	-7%	Acceptable					100	-100%	Fails		(±15)	45
2,6-Dinitrotoluene	29.35	5367	108.1000<	100	8%	Acceptable					100	-100%	Fails		(±15)	45
2,4-Dinitrotoluene	28.51	8365	100.4000<	100	0%	Acceptable					100	-100%	Fails		(±15)	45
2-Nitrotoluene	24.58	5326	191.3000<	200	-4%	Acceptable					200	-100%	Fails		(±15)	45
4-Nitrotoluene				200	-100%	Fails					200	-100%	Fails		(±15)	
3-Nitrotoluene	25.17	3138	97.1100<	100	-3%	Acceptable					100	-100%	Fails		(±15)	45
Nitroglycerin				100	-100%	Fails		40.46	6839	103.8000	100	4%	Acceptable		(±15)	45
PETN				100	-100%	Fails		50.06	10911	103.7000	100	4%	Acceptable		(±15)	45

Notes:
M = Manually Integrated
D = Operator Disabled Result
O = Over Calibration Range
< = Primary Value
4 = Signals Differ by More Than 40%
5 = Signals Differ by More Than 50%

Printed: 2/8/2008 12:10 PM

TestAmerica West Sacramento

C-000025.D

Chromatography Summary

Injection Date: 2/6/2008 18:31 Operator: KenneyF

DataFile: LC9.I\02052008.B\C-000025.D Vial Num: 27

Instrument ID: LC9

Method 8330 Target Analyte Results

Sample: **KF9R51AA 8032198 A8A300104-3 1X**

Method File: LC9.I\02052008.B\8330CNAB.M

Start Cal Date: 1/2/2008 23:11 End Cal Date: 1/3/2008 5:50

Dilution Factor	Extract Volume	Sample Volume	Sample Weight
1X	20 mL	929 mL	0 g

Matrix: WATER SubList: EXPW.sub SpikeList:

Samp. Info: KF9R51AA 8032198 A8A300104-3 1X;0;

Misc. Info: ;;928.73;;20;1;EXPW.sub;;0;1;KF9R51AA

	Signal 1 UV 250-265					Signal 2 UV 358-205							
Compound Name	RT	Diff	Response	Conc (ug/L)	Flag	RT	Diff	Response	Conc (ug/L)	Flag	MDL	RL	Flag
3,4-Dinitrotoluene	33.13	-0.021	6003	2.7640<							0.0000	0.00	45
HMX	37.12	-0.006	1042	0.4673<							0.0000	0.10	45
RDX	27.68	0.002	3499	1.5870<							0.0000	0.10	45
Picric ACID											0.0003	0.65	
1,3,5-Trinitrobenzene	24.18	0.060	19553	6.0700<							0.0000	0.10	45
1,3-Dinitrobenzene											0.0001	0.10	
TETRYL											0.0001	0.10	
Nitrobenzene	18.18	-0.066	74	0.0386							0.0001	0.10	45
2,4,6-Trinitrotoluene	35.81	-0.022	22041	7.0880<							0.0001	0.10	45
4-AM-2,6-DNT	31.71	-0.008	21416	5.4800<							0.0001	0.10	45
2-AM-4,6-DNT	31.38	-0.020	23816	5.6170<							0.0001	0.20	45
2,6-Dinitrotoluene	29.42	-0.099	625	0.2710<							0.0001	0.10	45
2,4-Dinitrotoluene	28.54	-0.104	1802	0.4658<							0.0001	0.10	45
2-Nitrotoluene											0.0001	0.50	
4-Nitrotoluene											0.0001	0.50	
3-Nitrotoluene											0.0001	0.50	
Nitroglycerin											0.0004	0.65	
PETN						50.06	-0.129	1706	0.3490		0.0003	0.65	45

continued

continued @ 7.40% PG

Surrogates:	Spiked	Recovered	%Rec		Spiked	Recovered	%Rec	Limits
3,4-Dinitrotoluene	2.6918	2.7640	103		2.6918		0	(84-125)

Notes:
M = Manually Integrated
D = Operator Disabled Result
O = Over Calibration Range
< = Primary Value
4 = Signals Differ by More Than 40%
5 = Signals Differ by More Than 50%

Printed: 2/7/2008 9:49 AM

TestAmerica West Sacramento

C-000028.D

Chromatography Summary

Method 8330 Target Analyte Results

Injection Date: 2/6/2008 21:50 **Operator:** KenneyF
DataFile: LC9.I\02052008.B\C-000028.D **Vial Num:** 30
Instrument ID: LC9

Sample: **KF9R91AA 8032198 A8A300104-6 1X**

Method File: LC9.I\02052008.B\8330CNAB.M
Start Cal Date: 1/2/2008 23:11 **End Cal Date:** 1/3/2008 5:50

Dilution Factor	Extract Volume	Sample Volume	Sample Weight
1X	20 mL	1033 mL	0 g

Matrix: WATER **SubList:** EXPW.sub **SpikeList:**
Samp. Info: KF9R91AA 8032198 A8A300104-6 1X;0;
Misc. Info: ;;1032.58;;20;1;EXPW.sub;;0:1;KF9R91AA

	Signal 1 UV 250-265					Signal 2 UV 358-205							
Compound Name	RT	Diff	Response	Conc (ug/L)	Flag	RT	Diff	Response	Conc (ug/L)	Flag	MDL	RL	Flag
3,4-Dinitrotoluene	33.09	-0.057	6166	2.5540<							0.0000	0.00	45
HMX	37.08	-0.044	155	0.0625<							0.0000	0.10	45
RDX	27.71	0.027	978	0.3990<							0.0000	0.10	45
Picric ACID											0.0003	0.65	
1,3,5-Trinitrobenzene	24.08	-0.044	54	0.0151<							0.0000	0.10	45
1,3-Dinitrobenzene											0.0000	0.10	
TETRYL											0.0000	0.10	
Nitrobenzene											0.0000	0.10	
2,4,6-Trinitrotoluene	35.76	-0.072	116	0.0336<							0.0000	0.10	45
4-AM-2,6-DNT	31.72	-0.004	2471	0.5687<							0.0000	0.10	45
2-AM-4,6-DNT	31.40	-0.002	1447	0.3070<							0.0001	0.20	45
2,6-Dinitrotoluene	29.50	-0.013	157	0.0612<							0.0000	0.10	45
2,4-Dinitrotoluene	28.61	-0.031	174	0.0405<							0.0000	0.10	45
2-Nitrotoluene											0.0001	0.50	
4-Nitrotoluene											0.0001	0.50	
3-Nitrotoluene											0.0001	0.50	
Nitroglycerin											0.0003	0.65	
PETN											0.0003	0.65	

continued

continued @ 2 40% PG

JK 2/8/08

Surrogates:	Spiked	Recovered	%Rec	Spiked	Recovered	%Rec	Limits
3,4-Dinitrotoluene	2.4211	2.5540	105	2.4211		0	(84-125)

Notes:
M = Manually Integrated
D = Operator Disabled Result
O = Over Calibration Range
< = Primary Value
4 = Signals Differ by More Than 40%
5 = Signals Differ by More Than 50%

Printed: 2/7/2008 9:49 AM

Laboratory Control Sample / Laboratory Control Sample Duplicate Outlier Report

Method Batch : 8032198 **Analysis Method :** 8330 **Analysis Date :** 02/08/2008

Preparation Batch : 8032198 **Preparation Type :** 3535 **Preparation Date :** 02/01/2008

Lab Reporting Batch : A8A300104 **Lab ID:** STLCAN

			Reported Values		Project Limits (Percent)			
LCS Lab Sample ID	Matrix	Analyte Name	Percent Recovery	RPD	Rejection Point	Lower Limit	Upper Limit	RPD
G8B010000198C	AQ	RDX	124		30.00	39.00	120.00	30.00

Associated Samples

Client Sample ID	Lab Sample ID
FWGEQUIPRINSE2-0610-GW	A8A300104004
FWGLL12mw-188C-0595-GW	A8A300104005
FWGLL3mw-189C-0596-GW	A8A300104010
FWGLL3mw-232C-0575-GW	A8A300104001
FWGLL3mw-233C-0576-GW	A8A300104002
FWGLL3mw-234C-0577-GW	A8A300104006
FWGLL3mw-237C-0579-GW	A8A300104009
FWGLL3mw-240C-0580-GW	A8A300104008
FWGLL3mw-241C-0581-GW	A8A300104003
FWGLL3mw-DUP2-0602-GW	A8A300104007
FWGLL4mw-193C-0583-GW	A8A300104011
FWGLL4mw-194C-0584-GW	A8A300104013
FWGLL4mw-195C-0585-GW	A8A300104012

Scope of Data Qualification: The outlier in the LCS qualifies that analyte in all samples with the same Preparation Batch ID as the LCS

Project Number and Name: 030240.0006 - Ravenna

Surrogate Recovery Outlier Report

Lab Report Batch: A8A300104 **Lab ID:** STLCAN

Client Sample ID	Lab Sample ID	Analysis Method	Dilution	Matrix	Surrogate	Percent Recovery	Criteria (percent) Lower Limit	Upper Limit	Reject Point	Associated Target Analytes
FWGLL3mw-237C-0579-GW	A8A300104009	8330	0.96	AQ	3,4-Dinitrotoluene	0.0	50.0	150.0	10.0	All Target

8330MOD NITROGUANIDINE DATA

Ravenna, OH Data Review Checklist

Project Number: 030240.0006.05
Sample Event: January 2008
Data Reviewer/Date: Angye Dragotta / March 6, 2008

SDG: A8A300104 R0
Analysis: SW846 8330M Nitroguanadine

Review Questions:	Yes	No	N/A	Comments	QUAL/Criteria
1. Did Chain-of-Custody information agree with laboratory report?	✓			COC#: 074035,336179,117233;	
2. Were samples preserved properly and received in good condition?	✓			Sample coolers were received between 0.9 and 5.1°C. Upon receipt, it was documented by the laboratory, that the samples were not frozen and received in good condition. No qualifications were made to sample results based on temperatures less than 2°C.	QAPP Table 4-2
3. Were holding times met?	✓			Samples collected 1/29/08, extracted on 2/1/08, and analyzed on 2/4/08.	QAPP Table 4-2 J/UJ/R
4. Were sample storage requirements met?	✓				QAPP Table 4-2
5. Were QAPP specified PQLs achieved?	✓				QAPP Tale 3-7
6. Were all QAPP-specified target analytes reported?	✓				QAPP Table 3-7
7. Was a MDL Level Verification analyzed once per quarter with all target analytes detected?	✓			1/18/08 @2018	LCG Table 5 R
8. Was a MRL Level verification run at the beginning and end of every daily sequence or every 12 hours? Was the %D < 30%?	✓			2/4/08 @ 1752,2107 2/5/2008@0042	LCG Table 5 >30%=J
9. Does the initial calibration curve consist of 5 concentration levels? (6 stds for quadratic curves)	✓			Varian Star #1 ICAL: 1/18/08@1734 Stds: 20, 50, 100, 200, 500, 1000	STL SOP Section 10.2, LCG R
10. Were all target analytes %RSD ≤ 20%? OR was the average RSD ≤ 20%?	✓				LCG Table 5 >20% RSD=J/R
11. If a linear regression curve was used, was the correlation coefficient r≥0.995? (0.990 for Quadratic curve)	✓				STL SOP Section 10.4, LCG R<0.99=-J/R
12. Was a second source verification (ICV) analyzed after the ICAL and all analytes 85-115%?	✓			1/18/08 @1950	STL SOP Section 9.9 >115%=J; 80-85%=J/UJ; <80%=J/R
13. Was a CCV run at least every 10 samples and at the end of the analytical run?	✓			2/4/08@ 1733, 2048 and 2/5/2008@0022	STL SOP Section 10.9

Ravenna, OH Data Review Checklist

Project Number: 030240.0006.05
Sample Event: January 2008
Data Reviewer/Date: Angye Dragotta / March 6, 2008

SDG: A8A300104 R0
Analysis: SW846 8330M Nitroguanadine

Review Questions:	Yes	No	N/A	Comments	QUAL/Criteria
14. Was the average %D (difference or drift) for all target analytes < 15%?	✓				LCG Table 5 D>15% (neg) = J/R D>15% (pos) = J
15. Was a method blank prepared and analyzed with each batch?	✓				LCG Attachment A Section 5.6
16. Were target analytes reported in the method blank <1/2 the MRL?	✓				LCG Table 5 <5x = B
17. Was a field blank collected and analyzed?	✓			FWGEQUIPRinse2-0610-GW	
18. Were target analytes reported in the field blank analyses < ½ the MRL?	✓				<5x=B
19. Was a field duplicate analyzed? Were the RPDs ≤30%?	✓			FWGLL3mw-DUP2-0602-GW was a field duplicate for FWGLL3mw-234C-0577-GW.	QAPP Table 3-2 RPD >30=J
20. Were all positive results confirmed with a second column confirmation? Was the RPD ≤ 30%?			✓		LCG Table 5 RPD>30%=J
21. Was an LCS prepared and analyzed with each batch?	✓				STL SOP Section 9.6
22. Were the LCS recoveries within limits specified in LCG Appendix C?	✓				LCG Appendix C <UL=J; 30-LL=J/UJ; <30%=J/R
23. Was a MS/MSD pair prepared with each batch?	✓				STL SOP Section 9.7
24. Was the MS/MSD parent sample a Ravenna sample?	✓			Sample FWGLL3mw-232c-0575-GW was the parent.	
25. Were MS/MSD recoveries 40-140% and RPD ≤20%?	✓				QAPP Table 3-2 Pj
27. Were reported sample concentrations within calibration range?	✓				
28. Were laboratory-generated Quality Control Exception Reports issued? If yes, summarize contents.		✓			

Ravenna, OH Data Review Checklist

Project Number: 030240.0006.05
Sample Event: January 2008
Data Reviewer/Date: Angye Dragotta / March 6, 2008

SDG: A8A300104 R0
Analysis: SW846 8330M Nitroguanadine

Review Questions:	Yes	No	N/A	Comments	QUAL/Criteria
29. Were lab comments included in report? If yes, summarize contents.		✓			

References: Louisville Chemistry Guidelines (LCG), USACE June 2002 version 5; Section I "Chemical Analysis Criteria" Table 5 and Attachment A "Data Validation Guidelines.

Final Quality Assurance Project Plan (QAPP) Addendum for the Facility-Wide Groundwater Monitoring Program Ravenna Army Ammunition Plant, Ravenna, OH, Portage Environmental September 2004

STL SOP SAC-LC-0010 "Determination of Nitroguanidine Based on Method 8330, SW-846" April 2007, revision 2.0

Additional Comments:

It was noticed subsequent to data verification that sample FWGLL3mw-189c-0596-GW/GF was incorrectly identified. The data was reported with the incorrect sample ID. The correct sample ID is FWGLL12mw-189c-0596-GW/GF.

Environmental Quality Mgt., Inc.

Client Sample ID: FWGLL3mw-232C-0575-GW

Dissolved HPLC

Lot-Sample #...: A8A300104-001 **Work Order #...:** KF9RR1AH **Matrix.....:** WG
Date Sampled...: 01/29/08 09:20 **Date Received..:** 01/30/08
Prep Date.....: 02/01/08 **Analysis Date..:** 02/04/08
Prep Batch #...: 8032211
Dilution Factor: 1 **Method.....:** SW846 8330 (Modif

PARAMETER	RESULT	REPORTING LIMIT	UNITS	MDL
Nitroguanidine	ND	20	ug/L	9.7

Environmental Quality Mgt., Inc.

Client Sample ID: FWGLL3mw-233C-0576-GW

Dissolved HPLC

Lot-Sample #...: A8A300104-002 **Work Order #...:** KF9R01AD **Matrix.....:** WG
Date Sampled...: 01/29/08 12:10 **Date Received..:** 01/30/08
Prep Date.....: 02/01/08 **Analysis Date..:** 02/04/08
Prep Batch #...: 8032211
Dilution Factor: 1 **Method.....:** SW846 8330 (Modif

PARAMETER	RESULT	REPORTING LIMIT	UNITS	MDL
Nitroguanidine	ND	20	ug/L	9.7

Environmental Quality Mgt., Inc.

Client Sample ID: FWGLL3mw-241C-0581-GW

Dissolved HPLC

Lot-Sample #...: A8A300104-003 **Work Order #...:** KF9R51AD **Matrix.....:** WG
Date Sampled...: 01/29/08 13:40 **Date Received..:** 01/30/08
Prep Date.....: 02/01/08 **Analysis Date..:** 02/04/08
Prep Batch #...: 8032211
Dilution Factor: 1 **Method.....:** SW846 8330 (Modif

PARAMETER	RESULT	REPORTING LIMIT	UNITS	MDL
Nitroguanidine	ND	20	ug/L	9.7

Environmental Quality Mgt., Inc.

Client Sample ID: FWGEQUIPRINSE2-0610-GW

Dissolved HPLC

Lot-Sample #...: A8A300104-004 **Work Order #...:** KF9R71AD **Matrix.....:** WQ
Date Sampled...: 01/29/08 14:40 **Date Received..:** 01/30/08
Prep Date.....: 02/01/08 **Analysis Date..:** 02/04/08
Prep Batch #...: 8032211
Dilution Factor: 1 **Method.....:** SW846 8330 (Modif

PARAMETER	RESULT	REPORTING LIMIT	UNITS	MDL
Nitroguanidine	ND	20	ug/L	9.7

Environmental Quality Mgt., Inc.

Client Sample ID: FWGLL12mw-188C-0595-GW

Dissolved HPLC

Lot-Sample #...: A8A300104-005 **Work Order #...:** KF9R81AD **Matrix.....:** WG
Date Sampled...: 01/29/08 16:00 **Date Received..:** 01/30/08
Prep Date.....: 02/01/08 **Analysis Date..:** 02/04/08
Prep Batch #...: 8032211
Dilution Factor: 1 **Method.....:** SW846 8330 (Modif

PARAMETER	RESULT	REPORTING LIMIT	UNITS	MDL
Nitroguanidine	ND	20	ug/L	9.7

Environmental Quality Mgt., Inc.

Client Sample ID: FWGLL3mw-234C-0577-GW

Dissolved HPLC

Lot-Sample #...: A8A300104-006 **Work Order #...:** KF9R91AD **Matrix.....:** WG
Date Sampled...: 01/29/08 09:20 **Date Received..:** 01/30/08
Prep Date.....: 02/01/08 **Analysis Date..:** 02/04/08
Prep Batch #...: 8032211
Dilution Factor: 1 **Method.....:** SW846 8330 (Modif

PARAMETER	RESULT	REPORTING LIMIT	UNITS	MDL
Nitroguanidine	ND	20	ug/L	9.7

Environmental Quality Mgt., Inc.

Client Sample ID: FWGLL3mw-DUP2-0602-GW

Dissolved HPLC

Lot-Sample #...:	A8A300104-007	**Work Order #...:**	KF9TG1AD	**Matrix.....:**	WG
Date Sampled...:	01/29/08 09:45	**Date Received..:**	01/30/08		
Prep Date.....:	02/01/08	**Analysis Date..:**	02/04/08		
Prep Batch #...:	8032211				
Dilution Factor:	1	**Method.....:**	SW846 8330 (Modif		

PARAMETER	RESULT	REPORTING LIMIT	UNITS	MDL
Nitroguanidine	ND	20	ug/L	9.7

Environmental Quality Mgt., Inc.

Client Sample ID: FWGLL3mw-240C-0580-GW

Dissolved HPLC

Lot-Sample #...: A8A300104-008 **Work Order #...:** KF9TL1AD **Matrix.....:** WG
Date Sampled...: 01/29/08 11:45 **Date Received..:** 01/30/08
Prep Date.....: 02/01/08 **Analysis Date..:** 02/04/08
Prep Batch #...: 8032211
Dilution Factor: 1 **Method.....:** SW846 8330 (Modif

PARAMETER	RESULT	REPORTING LIMIT	UNITS	MDL
Nitroguanidine	ND	20	ug/L	9.7

Environmental Quality Mgt., Inc.

Client Sample ID: FWGLL3mw-237C-0579-GW

Dissolved HPLC

Lot-Sample #...: A8A300104-009 **Work Order #...:** KF9TM1AD **Matrix.....:** WG
Date Sampled...: 01/29/08 13:00 **Date Received..:** 01/30/08
Prep Date.....: 02/01/08 **Analysis Date..:** 02/04/08
Prep Batch #...: 8032211
Dilution Factor: 1 **Method.....:** SW846 8330 (Modif

PARAMETER	RESULT	REPORTING LIMIT	UNITS	MDL
Nitroguanidine	ND	20	ug/L	9.7

Environmental Quality Mgt., Inc.

Client Sample ID: FWGLL3mw-189C-0596-GW

Dissolved HPLC

Lot-Sample #...: A8A300104-010 Work Order #...: KF9TQ1AD Matrix.....: WG
Date Sampled...: 01/29/08 15:10 Date Received..: 01/30/08
Prep Date.....: 02/01/08 Analysis Date..: 02/04/08
Prep Batch #...: 8032211
Dilution Factor: 1 Method.....: SW846 8330 (Modif

PARAMETER	RESULT	REPORTING LIMIT	UNITS	MDL
Nitroguanidine	ND	20	ug/L	9.7

Environmental Quality Mgt., Inc.

Client Sample ID: FWGLL4mw-193C-0583-GW

Dissolved HPLC

Lot-Sample #...: A8A300104-011 **Work Order #...:** KF9TV1AD **Matrix.....:** WG
Date Sampled...: 01/29/08 10:10 **Date Received..:** 01/30/08
Prep Date.....: 02/01/08 **Analysis Date..:** 02/04/08
Prep Batch #...: 8032211
Dilution Factor: 1 **Method.....:** SW846 8330 (Modif

PARAMETER	RESULT	REPORTING LIMIT	UNITS	MDL
Nitroguanidine	ND	20	ug/L	9.7

Environmental Quality Mgt., Inc.

Client Sample ID: FWGLL4mw-195C-0585-GW

Dissolved HPLC

Lot-Sample #...: A8A300104-012 **Work Order #...:** KF9T31AD **Matrix.....:** WG
Date Sampled...: 01/29/08 12:45 **Date Received..:** 01/30/08
Prep Date.....: 02/01/08 **Analysis Date..:** 02/04/08
Prep Batch #...: 8032211
Dilution Factor: 1 **Method.....:** SW846 8330 (Modif

PARAMETER	RESULT	REPORTING LIMIT	UNITS	MDL
Nitroguanidine	ND	20	ug/L	9.7

Environmental Quality Mgt., Inc.

Client Sample ID: FWGLL4mw-194C-0584-GW

Dissolved HPLC

Lot-Sample #...: A8A300104-013 **Work Order #...:** KF9T51AD **Matrix.....:** WG
Date Sampled...: 01/29/08 15:30 **Date Received..:** 01/30/08
Prep Date.....: 02/01/08 **Analysis Date..:** 02/05/08
Prep Batch #...: 8032211
Dilution Factor: 1 **Method.....:** SW846 8330 (Modif

PARAMETER	RESULT	REPORTING LIMIT	UNITS	MDL
Nitroguanidine	ND	20	ug/L	9.7

METHOD BLANK REPORT

HPLC

Client Lot #...: A8A300104 **Work Order #...:** KGE5X1AA **Matrix.....:** WATER
MB Lot-Sample #: G8B010000-211

Prep Date.....: 02/01/08
Analysis Date..: 02/04/08 **Prep Batch #...:** 8032211
Dilution Factor: 1

PARAMETER	RESULT	REPORTING LIMIT	UNITS	METHOD
Nitroguanidine	ND	20	ug/L	SW846 8330 (Modif

NOTE(S):

Calculations are performed before rounding to avoid round-off errors in calculated results.

LABORATORY CONTROL SAMPLE EVALUATION REPORT

HPLC

Client Lot #...: A8A300104 **Work Order #...:** KGE5X1AC **Matrix.....:** WATER
LCS Lot-Sample#: G8B010000-211
Prep Date.....: 02/01/08 **Analysis Date..:** 02/04/08
Prep Batch #...: 8032211
Dilution Factor: 1

PARAMETER	PERCENT RECOVERY	RECOVERY LIMITS	METHOD
Nitroguanidine	**106**	**(84 - 123)**	**SW846 8330 (Modified**

NOTE(S):

Calculations are performed before rounding to avoid round-off errors in calculated results.

Bold print denotes control parameters

MATRIX SPIKE SAMPLE EVALUATION REPORT

HPLC

Client Lot #...: A8A300104 **Work Order #...:** KF9RR1AJ-MS **Matrix.....:** WG
MS Lot-Sample #: A8A300104-001 KF9RR1AK-MSD
Date Sampled...: 01/29/08 09:20 **Date Received..:** 01/30/08
Prep Date.....: 02/01/08 **Analysis Date..:** 02/04/08
Prep Batch #...: 8032211
Dilution Factor: 1

PARAMETER	PERCENT RECOVERY	RECOVERY LIMITS	RPD	RPD LIMITS	METHOD
Nitroguanidine	**104**	**(84 - 123)**			**SW846 8330 (Modified**
	105	**(84 - 123)**	**0.26**	**(0-15)**	**SW846 8330 (Modified**

NOTE(S):

Calculations are performed before rounding to avoid round-off errors in calculated results.

Bold print denotes control parameters

GENERAL CHEMISTRY DATA

Ravenna, OH Data Review Checklist

Project Number: 030240.0006.05
Sample Event: January 2008
Data Reviewer/Date: Angye Dragotta/ March 6, 2008

SDG: A8A300104 Rev 0
Analysis: EPA 353.2- Nitrocellulose

Review Questions:	Yes	No	N/A	Comments	Qualifier
1. Did Chain-of-Custody information agree with laboratory report?	✓			COC#: 074035,336179,117233;	
2. Were samples preserved properly and received in good condition?	✓			Sample coolers were received between 0.9 and 5.1°C. Upon receipt, it was documented by the laboratory, that the samples were not frozen and received in good condition. No qualifications were made to sample results based on temperatures less than 2°C.	QAPP Table 4-2
3. Were holding times met?	✓			Samples collected 1/29/08, extracted 2/6/08, hydrolyzed and analyzed on 2/7/08	QAPP Table 4-2 J/UJ/R
4. Were sample storage requirements met?	✓				QAPP Table 4-2
5. Were QAPP specified RLs achieved?	✓				QAPP Table 3.7
6. Were all QAPP-specified target analytes reported?	✓				QAPP Table 3.7
7. Was Acetone used to extract the samples? Was the Acetone evaporated using Nitrogen?	✓				STL SOP Sections 11.4
8. Does the initial calibration curve consist of 5 concentration levels with the low standard near but > MDL?	✓			Instrument FS4; ICAL 2/7/08 Stds- 0, 0.05, 0.2, 0.4, 1, 2	STL SOP Section 10.2 R
9. Was the correlation coefficient >0.995?	✓				STL SOP Section 10.2
10. Was a MRL Level Verification run at the beginning and end of every daily sequence or every 12 hours? Was the %D <30%?	✓			2/7/08@1449, 1519 and 1541	LCG Table 5 >30%=J
11. Was a second source verification (ICV) analyzed after the ICAL? Were all analytes 90-110%?	✓			2/7/08@1447	STL SOP Section 9.8, 10.3, LCG >110%=J; 90-85%=J/UJ; <85%=J/R
12. Was the ICB analyzed after the ICV with results <1/2 the MRL?	✓				STL SOP Section 9.8, LCG < 5x = U
13. Was a CCV run every 10 samples and at the end of the analytical run?	✓			2/7/08@1521 and 1543	STL SOP Section 10.4
14. Was the ICV and CCV a mid-level standard from the initial calibration curve?	✓				STL SOP Section 10.3.1

Ravenna, OH Data Review Checklist

Project Number: 030240.0006.05
Sample Event: January 2008
Data Reviewer/Date: Angye Dragotta/ March 6, 2008

SDG: A8A300104 Rev 0
Analysis: EPA 353.2- Nitrocellulose

Review Questions:	Yes	No	N/A	Comments	Qualifier
15. Were all CCV calibration analytes within 90-110%?	✓				STL SOP Section 10.4, LCG >110%=J; 85-90%=J/UJ; <85%=J/R
16. Was the ICB analyzed after the ICV with results <1/2 the MRL?	✓				STL SOP Section 10.4, LCG < 5x = U
17. Was the Nitrocellulose assay available and/or analyzed to be within 10%?	✓				STL SOP Section 7.14.1 R
18. Was a method blank prepared and analyzed with each batch?	✓				
19. Were target analytes reported in the method blank <1/2 the MRL?	✓			ADR checked section;	STL SOP Section 9.4, LCG <5x=B
20. Was a field blank collected and analyzed?	✓			FWGEQUIPRinse2-0610-GW	
21. Were target analytes reported in the field blank analyses <1/2 the MRL?	✓				<5x=B
22. Was a field duplicate analyzed? Were the RPDs ≤30%?	✓			FWGLL3mw-DUP2-0602-GW was a field duplicate for FWGLL3mw-234C-0577-GW.	QAPP Table 3-2 RPD > 30% = J
23. Was an LCS prepared and analyzed with each batch? Was the LCS recovery within lab's in-house limits% (37-155%)?	✓				>UL%=J; 50-LL%=J/UJ; <50%=J/R
24. Was a MS/MSD pair prepared with each batch?	✓				
25. Was the MS/MSD parent sample a Ravenna sample?	✓			Sample FWGLL3mw-232c-0575-GW was the parent	
26. Were MS/MSD recoveries 40-140% and RPD ≤20?	✓			Recoveries were within control limits, but MS/MSD RPD was above control limits at 38% As there were no detected concentrations of nitrocellulose in the samples and the matrix spike recoveries were within control limits, no qualifications were made to sample results.	QAPP Table 3-2 Method EPA 353.2 Section 9.4.2 >UL%=J; 30-LL%=J/UJ; <30%=J/R

Ravenna, OH Data Review Checklist

Project Number: 030240.0006.05
Sample Event: January 2008
Data Reviewer/Date: Angye Dragotta/ March 6, 2008

SDG: A8A300104 Rev 0
Analysis: EPA 353.2- Nitrocellulose

Review Questions:	Yes	No	N/A	Comments	Qualifier
27. Were sample concentrations within calibration range?	✓				
28. Were laboratory-generated Quality Control Exception Reports issued? If yes, summarize contents.		✓			
30. Were lab comments included in report? If yes, summarize contents.		✓			

References: *STL SOP SAC-WC-0050 "Preparation and Analysis of Nitrocellulose in Aqueous and Soil/Sediment Samples by Colorimetric Autoanalyzer", Jan 2007, rev. 2.0*

Louisville Chemistry Guidelines (LCG), USACE June 2002 version 5

Final Quality Assurance Project Plan (QAPP) Addendum for the Facility-Wide Groundwater Monitoring Program Ravenna Army Ammunition Plant, Ravenna, OH, Portage Environmental September 2004

Additional Comments:
It was noticed subsequent to data verification that sample FWGLL3mw-189c-0596-GW/GF was incorrectly identified. The data was reported with the incorrect sample ID. The correct sample ID is FWGLL12mw-189c-0596-GW/GF.

Environmental Quality Mgt., Inc.

Client Sample ID: FWGLL3mw-232C-0575-GW

General Chemistry

Lot-Sample #...: A8A300104-001 **Work Order #...:** KF9RR **Matrix.....:** WG
Date Sampled...: 01/29/08 09:20 **Date Received..:** 01/30/08

PARAMETER	RESULT	RL	UNITS	METHOD	PREPARATION-ANALYSIS DATE	PREP BATCH #
Nitrocellulose	ND	0.50	mg/L	MCAWW 353.2	02/06-02/07/08	8037248

Dilution Factor: 1 MDL.....: 0.12

Environmental Quality Mgt., Inc.

Client Sample ID: FWGLL3mw-233C-0576-GW

General Chemistry

Lot-Sample #...: A8A300104-002 **Work Order #...:** KF9R0 **Matrix.....:** WG
Date Sampled...: 01/29/08 12:10 **Date Received..:** 01/30/08

PARAMETER	RESULT	RL	UNITS	METHOD	PREPARATION-ANALYSIS DATE	PREP BATCH #
Nitrocellulose	ND	0.50	mg/L	MCAWW 353.2	02/06-02/07/08	8037248

Dilution Factor: 1 MDL.....: 0.12

Environmental Quality Mgt., Inc.

Client Sample ID: FWGLL3mw-241C-0581-GW

General Chemistry

Lot-Sample #...: A8A300104-003 **Work Order #...:** KF9R5 **Matrix.....:** WG
Date Sampled...: 01/29/08 13:40 **Date Received..:** 01/30/08

PARAMETER	RESULT	RL	UNITS	METHOD	PREPARATION-ANALYSIS DATE	PREP BATCH #
Nitrocellulose	ND	0.50	mg/L	MCAWW 353.2	02/06-02/07/08	8037248

Dilution Factor: 1 MDL.....: 0.12

Environmental Quality Mgt., Inc.

Client Sample ID: FWGEQUIPRINSE2-0610-GW

General Chemistry

Lot-Sample #...: A8A300104-004 **Work Order #...:** KF9R7 **Matrix.....:** WQ
Date Sampled...: 01/29/08 14:40 **Date Received..:** 01/30/08

PARAMETER	RESULT	RL	UNITS	METHOD	PREPARATION-ANALYSIS DATE	PREP BATCH #
Nitrocellulose	ND	0.50	mg/L	MCAWW 353.2	02/06-02/07/08	8037248

Dilution Factor: 1 MDL.....: 0.12

Environmental Quality Mgt., Inc.

Client Sample ID: FWGLL12mw-188C-0595-GW

General Chemistry

Lot-Sample #...: A8A300104-005 **Work Order #...:** KF9R8 **Matrix.....:** WG
Date Sampled...: 01/29/08 16:00 **Date Received..:** 01/30/08

PARAMETER	RESULT	RL	UNITS	METHOD	PREPARATION-ANALYSIS DATE	PREP BATCH #
Nitrocellulose	ND	0.50	mg/L	MCAWW 353.2	02/06-02/07/08	8037248

Dilution Factor: 1 MDL.....: 0.12

Environmental Quality Mgt., Inc.

Client Sample ID: FWGLL3mw-234C-0577-GW

General Chemistry

Lot-Sample #...: A8A300104-006 **Work Order #...:** KF9R9 **Matrix.....:** WG
Date Sampled...: 01/29/08 09:20 **Date Received..:** 01/30/08

PARAMETER	RESULT	RL	UNITS	METHOD	PREPARATION-ANALYSIS DATE	PREP BATCH #
Nitrocellulose	ND	0.50	mg/L	MCAWW 353.2	02/06-02/07/08	8037248

Dilution Factor: 1 MDL.....: 0.12

Environmental Quality Mgt., Inc.

Client Sample ID: FWGLL3mw-DUP2-0602-GW

General Chemistry

Lot-Sample #...: A8A300104-007 **Work Order #...:** KF9TG **Matrix.....:** WG
Date Sampled...: 01/29/08 09:45 **Date Received..:** 01/30/08

PARAMETER	RESULT	RL	UNITS	METHOD	PREPARATION-ANALYSIS DATE	PREP BATCH #
Nitrocellulose	ND	0.50	mg/L	MCAWW 353.2	02/06-02/07/08	8037248

Dilution Factor: 1 MDL.....: 0.12

Environmental Quality Mgt., Inc.

Client Sample ID: FWGLL3mw-240C-0580-GW

General Chemistry

Lot-Sample #...: A8A300104-008 **Work Order #...:** KF9TL **Matrix.....:** WG
Date Sampled...: 01/29/08 11:45 **Date Received..:** 01/30/08

PARAMETER	RESULT	RL	UNITS	METHOD	PREPARATION-ANALYSIS DATE	PREP BATCH #
Nitrocellulose	ND	0.50	mg/L	MCAWW 353.2	02/06-02/07/08	8037248

Dilution Factor: 1 MDL.....: 0.12

Environmental Quality Mgt., Inc.

Client Sample ID: FWGLL3mw-237C-0579-GW

General Chemistry

Lot-Sample #...: A8A300104-009 **Work Order #...:** KF9TM **Matrix.....:** WG
Date Sampled...: 01/29/08 13:00 **Date Received..:** 01/30/08

PARAMETER	RESULT	RL	UNITS	METHOD	PREPARATION-ANALYSIS DATE	PREP BATCH #
Nitrocellulose	ND	0.50	mg/L	MCAWW 353.2	02/06-02/07/08	8037248

Dilution Factor: 1 MDL.....: 0.12

Environmental Quality Mgt., Inc.

Client Sample ID: FWGLL3mw-189C-0596-GW

General Chemistry

Lot-Sample #...: A8A300104-010 **Work Order #...:** KF9TQ **Matrix.....:** WG
Date Sampled...: 01/29/08 15:10 **Date Received..:** 01/30/08

PARAMETER	RESULT	RL	UNITS	METHOD	PREPARATION-ANALYSIS DATE	PREP BATCH #
Nitrocellulose	ND	0.50	mg/L	MCAWW 353.2	02/06-02/07/08	8037248

Dilution Factor: 1 MDL.....: 0.12

Environmental Quality Mgt., Inc.

Client Sample ID: FWGLL4mw-193C-0583-GW

General Chemistry

Lot-Sample #...: A8A300104-011 Work Order #...: KF9TV Matrix.....: WG
Date Sampled...: 01/29/08 10:10 Date Received..: 01/30/08

PARAMETER	RESULT	RL	UNITS	METHOD	PREPARATION-ANALYSIS DATE	PREP BATCH #
Nitrocellulose	ND	0.50	mg/L	MCAWW 353.2	02/06-02/07/08	8037248

Dilution Factor: 1 MDL.....: 0.12

Environmental Quality Mgt., Inc.

Client Sample ID: FWGLL4mw-195C-0585-GW

General Chemistry

Lot-Sample #...: A8A300104-012 **Work Order #...:** KF9T3 **Matrix.....:** WG
Date Sampled...: 01/29/08 12:45 **Date Received..:** 01/30/08

PARAMETER	RESULT	RL	UNITS	METHOD	PREPARATION-ANALYSIS DATE	PREP BATCH #
Nitrocellulose	ND	0.50	mg/L	MCAWW 353.2	02/06-02/07/08	8037248

Dilution Factor: 1 MDL.....: 0.12

Environmental Quality Mgt., Inc.

Client Sample ID: FWGLL4mw-194C-0584-GW

General Chemistry

Lot-Sample #...: A8A300104-013 **Work Order #...:** KF9T5 **Matrix.....:** WG
Date Sampled...: 01/29/08 15:30 **Date Received..:** 01/30/08

PARAMETER	RESULT	RL	UNITS	METHOD	PREPARATION-ANALYSIS DATE	PREP BATCH #
Nitrocellulose	ND	0.50	mg/L	MCAWW 353.2	02/06-02/07/08	8037248

Dilution Factor: 1 MDL.....: 0.12

METHOD BLANK REPORT

General Chemistry

Client Lot #...: A8A300104 **Matrix.....:** WATER

PARAMETER	RESULT	REPORTING LIMIT	UNITS	METHOD	PREPARATION-ANALYSIS DATE	PREP BATCH #
Nitrocellulose		Work Order #: KGL1N1AA		MB Lot-Sample #:	G8B060000-248	
	ND	0.50	mg/L	MCAWW 353.2	02/06-02/07/08	8037248
		Dilution Factor: 1				

NOTE(S):

Calculations are performed before rounding to avoid round-off errors in calculated results.

LABORATORY CONTROL SAMPLE EVALUATION REPORT

General Chemistry

Client Lot #...: A8A300104 **Matrix.....:** WATER

PARAMETER	PERCENT RECOVERY	RECOVERY LIMITS	METHOD	PREPARATION-ANALYSIS DATE	PREP-BATCH #
Nitrocellulose		Work Order #: KGL1N1AC	LCS Lot-Sample#: G8B060000-248		
	77	(37 - 155)	MCAWW 353.2	02/06-02/07/08	8037248
		Dilution Factor: 1			

NOTE(S):

Calculations are performed before rounding to avoid round-off errors in calculated results.

MATRIX SPIKE SAMPLE EVALUATION REPORT

General Chemistry

Client Lot #...: A8A300104 **Matrix.....:** WG
Date Sampled...: 01/29/08 09:20 **Date Received..:** 01/30/08

PARAMETER	PERCENT RECOVERY	RECOVERY LIMITS	RPD	RPD LIMITS	METHOD	PREPARATION-ANALYSIS DATE	PREP BATCH #
Nitrocellulose		WO#: KF9RR1AF-MS/KF9RR1AG-MSD				MS Lot-Sample #: A8A300104-001	
	60	(37 - 155)			MCAWW 353.2	02/06-02/07/08	8037248
	41 *	(37 - 155)	38	(0-15)	MCAWW 353.2	02/06-02/07/08	8037248

Dilution Factor: 1

NOTE(S):

Calculations are performed before rounding to avoid round-off errors in calculated results.

* Relative percent difference (RPD) is outside stated control limits.

Severn Trent
Sacramento Laboratory

NITROCELLULOSE

(SOP # SAC-WC-0050, Rev.0)

516

ANALYST LHERNANDEZ DATE 02/07/08 15:52 METHOD NO. 353.2 FILE 020708A

CHECKED BY DATE

BATCH NO. 8037248 INST - FS4 PROJECT NO. A8A300104

RL_A = 0.5 mg/L (MDL = .124)

	Lab ID	Time	Standard Conc. mg/L	Cup #	Sample Aliquot gram	Sample Aliquot mL	Extract Volume mL	Dilution	Height	$NO_3 + NO_2$ Raw Result	Nitrocellulose			
											Slope = 1.7788E+05			
											Intercept = 2.0571E+02			
											Correlation = 0.999993			
											%Nitrocellulose Assay = 0.111			
1	Cal 0	14:33	0	0					32.7504	-0.000972				
2	Cal 1	14:35	0.05	102					9039.204	0.049659				
3	Cal 2	14:37	0.2	103					35737.8	0.199750				
4	Cal 3	14:39	0.4	104					71063.4	0.398340				
5	Cal 4	14:41	1	105					179104.7	1.005715				
6	Cal 5	14:43	2	106					355527.4	1.997508	mg/L	ug/g	Recovery	Check
7	Blank	14:45		0				1	145.1695	-0.000340				
8	ICV 1PPM NOx	14:47	1	107				1	180585.1	1.014037			101.4%	
9	MRL 0.05PPM	14:49	0.05	102				1	10095.64	0.055598			111.2%	
10	NO2 1PPM	14:51	1	108				1	184277.7	1.034796			103.5%	
11	NO3 1PPM	14:53	1	109				1	176254	0.989689			99.0%	
12	blank	14:55		0				1	15.42147	-0.001070				
13	Baseline	14:57		0				1	0	-0.001156				
14	MB-A 8037248	14:59		201		100	40	1	4316.482	0.023109	0.083	ND		< RL
15	LCS-A 8037248	15:01	2.004	202		100	40	1	76234.05	0.427408	1.54		76.8%	
16	A8A300104-1	15:03		203		100	40	1	4787.01	0.025755	0.093	ND		
17	A8A300104-1S	15:05	2.004	204		100	40	1	59586.45	0.333820	1.2		60%	RPD = 38% (originated)
18	A8A300104-1D	15:07	2.004	205		100	40	1	40908.36	0.228818	0.82		~~36%~~ 41% on 2/11/08	
19	A8A300104-2	15:09		206		100	40	1	4491.018	0.024091	0.087	ND		< RL
20	A8A300104-3	15:11		207		100	40	1	5852.407	0.031744	0.11	ND		< RL
21	A8A300104-4	15:13		208		100	40	1	4456.388	0.023896	0.086	ND		< RL
22	A8A300104-5	15:15		209		100	40	1	4798.964	0.025822	0.093	ND		< RL
23	A8A300104-6	15:17		210		100	40	1	4010.258	0.021388	0.077	ND		< RL
24	MRL 0.05PPM	15:19	0.05	102				1	8814.413	0.048395			96.8%	
25	CCV Cal 4	15:21	1	105				1	175836.6	0.987343			98.7%	
26	Blank	15:23		0				1	17.93981	-0.001056				
27	Baseline	15:25		0				1	0	-0.001156				
28	A8A300104-7	15:27		211		100	40	1	3983.362	0.021237	0.077	ND		< RL
29	A8A300104-8	15:29		212		100	40	1	4384.497	0.023492	0.085	ND		< RL
30	A8A300104-9	15:31		213		100	40	1	4780.432	0.025718	0.093	ND		< RL
31	A8A300104-10	15:33		214		100	40	1	4717.008	0.025361	0.091	ND		< RL
32	A8A300104-11	15:35		215		100	40	1	4356.183	0.023333	0.084	ND		< RL
33	A8A300104-12	15:37		216		100	40	1	2594.025	0.013426	0.048	ND		< RL
34	A8A300104-13	15:39		217		100	40	1	4366.878	0.023393	0.084	ND		< RL

Nitrocellulose = (NO3 + NO2) * Prep Factor / 0.111

TestAmerica North Canton

2/11/08

Severn Trent
Sacramento Laboratory

NITROCELLULOSE

(SOP # SAC-WC-0050, Rev.0)

ANALYST LHERNANDEZ DATE 02/07/08 15:52 METHOD NO. 353.2 FILE 020708A

CHECKED BY DATE PROJECT NO. A8A300104

BATCH NO. 8037248 INST - FS4

	Lab ID	Time	Standard Conc. mg/L	Cup #	Sample Aliquot gram	Sample Aliquot mL	Extract Volume mL	Dilution	Height	$NO_3 + NO_2$ Raw Result	Nitrocellulose			
35	MRL 0.05PPM	15:41	0.05	102				1	8971.85	0.049280			98.6%	
36	CCV Cal 4	15:43	1	105				1	177480.3	0.996583			99.7%	
37	Blank	15:45		0				1	20.01745	-0.001044				
38	Baseline	15:47		0				1	0	-0.001156				

Nitrocellulose = (NO3 + NO2) * Prep Factor / 0.111

TestAmerica North Canton

Reporting Limits Outlier Report (detected results reported below the reporting limit)

Lab Report Batch: A8A300104 **Lab ID:** STLCAN

Client Sample ID	Lab Sample ID	Analysis Method	Matrix	Analyte Name	Lab Qualifier	Result	EDD Reporting Limit	Units
FWGLL12mw-188C-0595-	A8A300104005	8330	AQ	HMX	J	0.069	0.098	ug/L
				RDX	J	0.083	0.098	ug/L
FWGLL3mw-189C-0596-G	A8A300104010			HMX	J	0.044	0.096	ug/L
FWGLL3mw-234C-0577-G	A8A300104006			HMX	J	0.052	0.096	ug/L
FWGLL3mw-237C-0579-G	A8A300104009			2,6-Dinitrotoluene	J	0.083	0.096	ug/L
FWGLL3mw-DUP2-0602-	A8A300104007			2,4,6-TNT	J	0.052	0.096	ug/L
				HMX	J	0.075	0.096	ug/L
FWGLL4mw-193C-0583-G	A8A300104011			2,6-Dinitrotoluene	J	0.060	0.099	ug/L
FWGLL4mw-194C-0584-G	A8A300104013			2,6-Dinitrotoluene	J	0.070	0.097	ug/L

QC Outlier Report: Non-Qualified Outliers for Reporting Limits
(Sample is non-detect but reported result exceeds project requirements for reporting limit)

Lab Report Batch: A8A300104 **Lab ID:** STLCAN

Client Sample ID	Lab Sample ID	Analysis Method	Matrix	Analyte Name	Lab Qualifier	Result	Reporting Limit Criteria*	Units
FWGEQUIPRINSE2-0610-	A8A300104004	8330	AQ	2-Nitrotoluene	U	0.48	0.19	ug/L
				3-Nitrotoluene	U	0.48	0.19	ug/L
				4-Nitrotoluene	U	0.48	0.19	ug/L
FWGLL12mw-188C-0595-	A8A300104005	8330	AQ	2-Nitrotoluene	U	0.49	0.20	ug/L
				3-Nitrotoluene	U	0.49	0.20	ug/L
				4-Nitrotoluene	U	0.49	0.20	ug/L
FWGLL3mw-189C-0596-G	A8A300104010	8330	AQ	2-Nitrotoluene	U	0.48	0.19	ug/L
				3-Nitrotoluene	U	0.48	0.19	ug/L
				4-Nitrotoluene	U	0.48	0.19	ug/L
FWGLL3mw-232C-0575-G	A8A300104001	8330	AQ	2-Nitrotoluene	U	0.52	0.21	ug/L
				3-Nitrotoluene	U	0.52	0.21	ug/L
				4-Nitrotoluene	U	0.52	0.21	ug/L
FWGLL3mw-233C-0576-G	A8A300104002	8330	AQ	2-Nitrotoluene	U	0.56	0.22	ug/L
				3-Nitrotoluene	U	0.56	0.22	ug/L
				4-Nitrotoluene	U	0.56	0.22	ug/L
FWGLL3mw-234C-0577-G	A8A300104006	8330	AQ	2-Nitrotoluene	U	0.48	0.19	ug/L
				3-Nitrotoluene	U	0.48	0.19	ug/L
				4-Nitrotoluene	U	0.48	0.19	ug/L
FWGLL3mw-237C-0579-G	A8A300104009	8330	AQ	2-Nitrotoluene	U	0.48	0.19	ug/L
				3-Nitrotoluene	U	0.48	0.19	ug/L
				4-Nitrotoluene	U	0.48	0.19	ug/L
FWGLL3mw-240C-0580-G	A8A300104008	8330	AQ	2-Nitrotoluene	U	0.49	0.20	ug/L
				3-Nitrotoluene	U	0.49	0.20	ug/L
				4-Nitrotoluene	U	0.49	0.20	ug/L
FWGLL3mw-241C-0581-G	A8A300104003	8330	AQ	2-Nitrotoluene	U	0.54	0.21	ug/L
				3-Nitrotoluene	U	0.54	0.21	ug/L
				4-Nitrotoluene	U	0.54	0.21	ug/L

* Reporting Limit Criteria = (Dilution Factor) * (Reporting Limit from the reference project library) * (Percent Moisture Correction)
Percent Moisture Correction:
Soil: 100 / (100 - Percent Moisture)
Water: 1

Project Number and Name: **030240.0006 - Ravenna**

QC Outlier Report: Non-Qualified Outliers for Reporting Limits
(Sample is non-detect but reported result exceeds project requirements for reporting limit)

Lab Report Batch: A8A300104 **Lab ID:** STLCAN

Client Sample ID	Lab Sample ID	Analysis Method	Matrix	Analyte Name	Lab Qualifier	Result	Reporting Limit Criteria*	Units
FWGLL3mw-DUP2-0602-	A8A300104007	8330	AQ	2-Nitrotoluene	U	0.48	0.19	ug/L
				3-Nitrotoluene	U	0.48	0.19	ug/L
				4-Nitrotoluene	U	0.48	0.19	ug/L
FWGLL4mw-193C-0583-G	A8A300104011	8330	AQ	2-Nitrotoluene	U	0.50	0.20	ug/L
				3-Nitrotoluene	U	0.50	0.20	ug/L
				4-Nitrotoluene	U	0.50	0.20	ug/L
FWGLL4mw-194C-0584-G	A8A300104013	8330	AQ	2-Nitrotoluene	U	0.48	0.19	ug/L
				3-Nitrotoluene	U	0.48	0.19	ug/L
				4-Nitrotoluene	U	0.48	0.19	ug/L
FWGLL4mw-195C-0585-G	A8A300104012	8330	AQ	2-Nitrotoluene	U	0.52	0.21	ug/L
				3-Nitrotoluene	U	0.52	0.21	ug/L
				4-Nitrotoluene	U	0.52	0.21	ug/L

* Reporting Limit Criteria = (Dilution Factor) * (Reporting Limit from the reference project library) * (Percent Moisture Correction)
Percent Moisture Correction:
Soil: 100 / (100 - Percent Moisture)
Water: 1

Project Number and Name: **030240.0006 - Ravenna**

Technical Completeness Report

Project No. / Name : *030240.0006 / Ravenna*

Analytical Method	Total Number of Analytes	Number of Rejects	Percent Completeness
353.2 Modified	13	0	100.0
8330	208	8	96.2
SW8330 Modified	13	0	100.0
Total	***234***	***8***	***96.6***

Note:

$$\text{Percent Completeness} = \frac{\text{Number of Useable Results}}{\text{Number of Reported Results}} * 100\ \%$$

[Useable results are qualified but not Rejected data]

Data Verification Summary

Site: Ravenna Army Ammunition Plant
Sampling Event: January 2008
STL Sample Delivery Group: A8A310101 **Date:** March 7, 2008
COC#: 117215,336181,117232 and 117214 **Revision:** 0

Data Validator: Angye Dragotta/Environmental Quality Management, Inc. (EQM, Inc.)

QA/QC Summary

On January 29 and January 30, 2008 the following samples were collected from groundwater-monitoring wells at Ravenna Army Ammunition Plant and analyzed as part of SDG A8A310101.

Field Sample ID	Analytes	Method
FWGLL12mw-245c-0600-GW	Explosives	SW846 8330
FWGLL12mw-DUP4-0604-GW	Nitroguanadine	SW846 M8330
FWGLL12mw-185c-0593-GW	Nitrocellulose	SW846 353.3
FWGLL12mw-244c-0599-GW		
FWGLL12mw-246c-0566-GW		
FWGLL12mw-187c-0594-GW		
FWGLL12mw-243c-0598-GW		
FWGLL12mw-128c-0590-GW		
FWGEQUIPRinse3-0611-GW		
FWGLL1mw-063c-0565-GW		
FWGLL4mw-200c-0586-GW		
FWGLL12mw-242c-0597-GW		
FWGLL12mw-113c-0589-GW		

The data presented in this report were evaluated according to the *Final Quality Assurance Project Plan Addendum for the Facility-Wide Groundwater Monitoring Program Ravenna Army Ammunition Plant Ravenna, OH, Portage Environmental, September 2004.* The following documents will be used as needed to supplement the project documentation: *Louisville Chemistry Guidelines, USACE, June 2002 version 5, EPA National Functional Guidelines (NFG) for Organic Data Review, EPA-540/R-99-008, October 1999, NFG for Inorganic Data Review, EPA-540/R-04-004, October 2004*, Analytical Methods, and Laboratory Standard Operating Procedures. These objectives represent accuracy and precision performance goals for each analytical method.

Thirteen coolers were received at the lab. The coolers were received between 0.2 and 5.2°C. Upon receipt, it was documented by the laboratory, that the samples were not frozen and received in good condition, therefore no qualifications were made to sample results based on temperatures less than 2°C.

The completeness objective for the project was 90%. The completeness objective was met for this SDG, 100%. Limitations, if any, on the data are indicated with qualifiers detailed below.

Data Verification Summary

Site: Ravenna Army Ammunition Plant
Sampling Event: January 2008
STL Sample Delivery Group: A8A310101
COC#: 117215,336181,117232 and 117214

Date: March 7, 2008
Revision: 0

SUMMARY OF QUALIFICATIONS AND QC OUTLIERS:

Sample ID	Method	Analyte	Concentration (ug/L)	Lab Flag	Ver. Flag	Reason
FWGLL12mw-128C-0590-GW	8330	3-Nitrotoluene	0.098	J	J	Result was between the MDL and RL
FWGLL12mw-185C-0593-GW	8330	Nitrobenzene	0.071	J	J	Result was between the MDL and RL
	353.2	Nitrocellulose	1.4 mg/L	-	J	MS/MSD RPD was above control limits
FWGLL12mw-187C-0594-GW	353.2	Nitrocellulose	4.0 mg/L	-	J	MS/MSD RPD was above control limits
FWGLL12mw-242C-0597-GW	8330	1,3,5-Trinitrobenzene	0.045	J	J	Result was between the MDL and RL
FWGLL12mw-243C-0598-GW	8330	Nitrobenzene	0.051	J	J	Result was between the MDL and RL
	353.2	Nitrocellulose	0.16 mg/L	B	J	MS/MSD RPD was above control limits; Result was between the MDL and RL
FWGLL12mw-244C-0599-GW	353.2	Nitrocellulose	0.20 mg/L	B	J	MS/MSD RPD was above control limits; Result was between the MDL and RL
FWGLL1mw-063C-0565-GW	8330	1,3,5-Trinitrobenzene	0.042	J	J	Result was between the MDL and RL
FWGLL4mw-200C-0586-GW	353.2	Nitrocellulose	0.16 mg/L	B	J	MS/MSD RPD was above control limits; Result was between the MDL and RL

J = Analyte concentration is considered an estimated value.
MDL = Method Detection Limit
RL = reporting limit
RPD = Relative Percent Difference
"-" = no qualification by lab
U = Analyte is not detected.
R = Result is non-usable
MS/MSD = Matrix Spike/Matrix Spike Duplicate
ver = verification

Explosives- 8330

The following QC criteria were reviewed with acceptable results:

- Initial Calibration Criteria
- Retention time criteria
- MDL verification
- The method blank was free from contamination
- LCS recovery
- Second column confirmation
- Equipment Rinse was free from contamination
- MS/MSD percent recoveries and RPD value criteria
- Surrogate recoveries

- Field duplicate RPD criteria

4-Nitrotoluene was not spiked and/or did not recover in the MRL verification, ICV and CCV on LC9. LC9 was used as confirmation and no samples from LC10 analysis had detected concentrations of 4-Nitrotoluene, so qualifications were made.

Closing MRLs on both LC9 and LC10 were analyzed less than 1 hour out of clock. No apparent impact on data. No qualifications made.

All tetryl CCVs recovered above control limits. There were no detected concentrations for tetryl, so no qualifications were made.

Closing CCVs on both LC9 and LC10 were analyzed less than 1 hour out of clock. All recoveries were within limits, except for tetryl as noted above, no qualifications were made.

Samples FWGLL12mw-244c-0599-GW, FWGLL12mw-243c-0598-GW, FWGLL12mw-128c-0590-GW, FWGLL1mw-063c-0565-GW, FWGLL12mw-242c-0597-GW and FWGLL12mw-113c-0589-GW were filtered by the lab prior to analysis due to high sediment content.

Nitroguanidine- 8330M

The following QC criteria were reviewed with acceptable results:

- Preservation, sample handling
- Initial Calibration criteria
- Retention time criteria
- MRL level verification criteria
- MDL verification criteria
- ICV and CCV criteria
- The method blank was free from contamination
- Equipment Rinse was free from contamination
- LCS/LCSD percent recoveries and RPD value criteria
- MS/MSD percent recoveries and RPD values criteria
- Field Duplicate RPD criteria
- Second Column confirmation criteria

No QC outliers noted.

Nitrocellulose - 353.2

The following QC criteria were reviewed with acceptable results:

- Holding times, preservation, sample handling
- Sample preparation criteria
- Initial Calibration criteria

Data Verification Summary

Site: Ravenna Army Ammunition Plant
Sampling Event: January 2008
STL Sample Delivery Group: A8A310101
COC#: 117215,336181,117232 and 117214

Date: March 7, 2008
Revision: 0

- ICV and CCV criteria
- The method blank was free from contamination
- The equipment blank was free from contamination
- MRL Level Verification criteria
- ICB and CCBs were free from contamination
- LCS/LCSD percent recoveries and RPD value criteria
- Nitrocellulose assay criteria
- Field Duplicate RPD criteria

MS/MSD Recoveries and RPD
Recoveries were within control limits, but MS/MSD RPD was above control limits at 35%
Detected nitrocellulose results flagged as estimated, "J".

Data Validator: Angye Dragotta
Date: 3/7/2008

Senior Data Validator: Heather McCoy
Date: 3/24/08

Sample Qualification Report with Reason Codes (All Results sorted by Client Sample ID)

Client Sample ID : FWGEQUIPRINSE3-0611-GW **Lab Report Batch :** A8A310101 **Lab ID :** STLCAN

Sample Date : 01/30/2008 **Analysis Type: DL** **Sample Matrix :** AQ

Lab Sample ID: A8A310101009

Reviewed By / Date : Angye Dragotta 3/7/2008 **Approved By / Date :** Heather Melley 3/7/08

Analyte Name	Result	Uncertainty / Error	Result Units	Lab Qual	Rep Res	Overall Qual*	Temp	HT	MB	LCS	MS	Lab Dup	Surr	Rep Limit	Moist Tot/Dis	Field QC	Tune	IC	ICV	CV / CCV	Reason Codes
Analysis Method : 8330						**Dilution: 1.02**															
1,3,5-Trinitrobenzene	0.10		ug/L	U	YES																
1,3-Dinitrobenzene	0.10		ug/L	U	YES																
2,4,6-TNT	0.10		ug/L	U	YES																
2,4-Dinitrotoluene	0.10		ug/L	U	YES																
2,6-Dinitrotoluene	0.10		ug/L	U	YES																
2-Amino-4,6-dinitrotoluene	0.10		ug/L	U	YES																
2-Nitrotoluene	0.51		ug/L	U	YES																
3-Nitrotoluene	0.51		ug/L	U	YES																
4-Amino-2,6-Dinitrotoluene	0.10		ug/L	U	YES																
4-Nitrotoluene	0.51		ug/L	U	YES																
HMX	0.10		ug/L	U	YES																
Nitrobenzene	0.10		ug/L	U	YES																
NITROGLYCERINE	0.66		ug/L	U	YES																
Pentaerythritol Tetranitrate (PETN)	0.66		ug/L	U	YES																
RDX	0.10		ug/L	U	YES																
TETRYL	0.10		ug/L	U	YES																

* Overall result qualifier reflects summation of qualifiers added during automated data review and any qualifiers added manually for categories not assessed by automated data review

Sample Qualification Report with Reason Codes (All Results sorted by Client Sample ID)

Client Sample ID : FWGEQUIPRINSE3-0611-GW
Sample Date : 01/30/2008
Lab Sample ID: A8A310101009

Lab Report Batch : A8A310101
Analysis Type: RES

Lab ID : STLCAN
Sample Matrix : AQ

Reviewed By / Date : Angye Dragotta 3/7/2008

Approved By / Date : Heather Medley 3/7/08

Analyte Name	Result	Uncertainty / Error	Result Units	Lab Qual	Rep Res	Overall Qual*	Temp	HT	MB	LCS	MS	Lab Dup	Surr	Rep Limit	Moist Tot/Dis	Field QC	Tune	IC	ICV	CV / CCV	Reason Codes
Analysis Method : 353.2 Modified						**Dilution: 1**															
Nitrocellulose	0.50		mg/L	U	YES																
Analysis Method : SW8330 Modified						**Dilution: 1**															
Nitroguanidine	20		ug/L	U	YES																

* Overall result qualifier reflects summation of qualifiers added during automated data review and any qualifiers added manually for categories not assessed by automated data review

Sample Qualification Report with Reason Codes (All Results sorted by Client Sample ID)

Client Sample ID : FWGLL12mw-113C-0589-GW
Lab Report Batch : A8A310101
Lab ID : STLCAN
Sample Date : 01/30/2008
Analysis Type: DL
Sample Matrix : AQ
Lab Sample ID: A8A310101014

Reviewed By / Date : Angye Dragotta 3/7/2008
Approved By / Date : 3/24/08

Analyte Name	Result	Uncertainty / Error	Result Units	Lab Qual	Rep Res	Overall Qual*	Temp	HT	MB	LCS	MS	Lab Dup	Surr	Rep Limit	Moist Tot/Dis	Field QC	Tune	IC	ICV	CV / CCV	Reason Codes
Analysis Method : 8330						**Dilution: 0.9**															
1,3,5-Trinitrobenzene	0.090		ug/L	U	YES																
1,3-Dinitrobenzene	0.090		ug/L	U	YES																
2,4,6-TNT	0.090		ug/L	U	YES																
2,4-Dinitrotoluene	0.090		ug/L	U	YES																
2,6-Dinitrotoluene	0.090		ug/L	U	YES																
2-Amino-4,6-dinitrotoluene	0.090		ug/L	U	YES																
2-Nitrotoluene	0.45		ug/L	U	YES																
3-Nitrotoluene	0.45		ug/L	U	YES																
4-Amino-2,6-Dinitrotoluene	0.090		ug/L	U	YES																
4-Nitrotoluene	0.45		ug/L	U	YES																
HMX	0.090		ug/L	U	YES																
Nitrobenzene	0.090		ug/L	U	YES																
NITROGLYCERINE	0.58		ug/L	U	YES																
Pentaerythritol Tetranitrate (PETN)	0.58		ug/L	U	YES																
RDX	0.090		ug/L	U	YES																
TETRYL	0.090		ug/L	U	YES																

* Overall result qualifier reflects summation of qualifiers added during automated data review and any qualifiers added manually for categories not assessed by automated data review

Sample Qualification Report with Reason Codes (All Results sorted by Client Sample ID)

Client Sample ID : FWGLL12mw-113C-0589-GW **Lab Report Batch :** A8A310101 **Lab ID :** STLCAN

Sample Date : 01/30/2008 **Analysis Type: RES** **Sample Matrix :** AQ

Lab Sample ID: A8A310101014

Reviewed By / Date : Angye Dragotta 3/7/2008 **Approved By / Date :** 3/24/08

Analyte Name	Result	Uncertainty / Error	Result Units	Lab Qual	Rep Res	Overall Qual*	Temp	HT	MB	LCS	MS	Lab Dup	Surr	Rep Limit	Moist Tot/Dis	Field QC	Tune	IC	ICV	CV / CCV	Reason Codes
Analysis Method : 353.2 Modified						**Dilution: 1**															
Nitrocellulose	0.50		mg/L	U	YES																
Analysis Method : SW8330 Modified						**Dilution: 1**															
Nitroguanidine	20		ug/L	U	YES																

* Overall result qualifier reflects summation of qualifiers added during automated data review and any qualifiers added manually for categories not assessed by automated data review

Sample Qualification Report with Reason Codes (All Results sorted by Client Sample ID)

Client Sample ID : FWGLL12mw-128C-0590-GW **Lab Report Batch :** A8A310101 **Lab ID :** STLCAN

Sample Date : 01/30/2008 **Analysis Type: DL** **Sample Matrix :** AQ

Lab Sample ID: A8A310101008

Reviewed By / Date : Angye Dragotta 3/7/2008 **Approved By / Date :** 3/24/08

Analyte Name	Result	Uncertainty / Error	Result Units	Lab Qual	Rep Res	Overall Qual*	Temp	HT	MB	LCS	MS	Lab Dup	Surr	Rep Limit	Moist Tot/Dis	Field QC	Tune	IC	ICV	CV / CCV	Reason Codes
Analysis Method : 8330						**Dilution: 1.08**															
1,3,5-Trinitrobenzene	0.11		ug/L	U	YES																
1,3-Dinitrobenzene	0.11		ug/L	U	YES																
2,4,6-TNT	0.11		ug/L	U	YES																
2,4-Dinitrotoluene	0.11		ug/L	U	YES																
2,6-Dinitrotoluene	0.11		ug/L	U	YES																
2-Amino-4,6-dinitrotoluene	0.11		ug/L	U	YES																
2-Nitrotoluene	0.54		ug/L	U	YES																
3-Nitrotoluene	0.098		ug/L	J	YES	J								J							L
4-Amino-2,6-Dinitrotoluene	0.11		ug/L	U	YES																
4-Nitrotoluene	0.54		ug/L	U	YES																
HMX	0.11		ug/L	U	YES																
Nitrobenzene	0.11		ug/L	U	YES																
NITROGLYCERINE	0.70		ug/L	U	YES																
Pentaerythritol Tetranitrate (PETN)	0.70		ug/L	U	YES																
RDX	0.11		ug/L	U	YES																
TETRYL	0.11		ug/L	U	YES																

* Overall result qualifier reflects summation of qualifiers added during automated data review and any qualifiers added manually for categories not assessed by automated data review

Sample Qualification Report with Reason Codes (All Results sorted by Client Sample ID)

Client Sample ID : FWGLL12mw-128C-0590-GW **Lab Report Batch :** A8A310101 **Lab ID :** STLCAN

Sample Date : 01/30/2008 **Analysis Type: RES** **Sample Matrix :** AQ

Lab Sample ID: A8A310101008

Reviewed By / Date : Angye Dragotta 3/7/2008 **Approved By / Date :** Heather Medley 3/24/08

Analyte Name	Result	Uncertainty / Error	Result Units	Lab Qual	Rep Res	Overall Qual*	Temp	HT	MB	LCS	MS	Lab Dup	Surr	Rep Limit	Moist Tot/Dis	Field QC	Tune	IC	ICV	CV / CCV	Reason Codes
Analysis Method : 353.2 Modified						**Dilution: 1**															
Nitrocellulose	0.50		mg/L	U	YES																
Analysis Method : SW8330 Modified						**Dilution: 1**															
Nitroguanidine	20		ug/L	U	YES																

* Overall result qualifier reflects summation of qualifiers added during automated data review and any qualifiers added manually for categories not assessed by automated data review

Sample Qualification Report with Reason Codes (All Results sorted by Client Sample ID)

Client Sample ID : FWGLL12mw-185C-0593-GW **Lab Report Batch :** A8A310101 **Lab ID :** STLCAN

Sample Date : 01/30/2008 **Analysis Type: DL** **Sample Matrix :** AQ

Lab Sample ID: A8A310101003

Reviewed By / Date : Angye Dragotta 3/7/2008 **Approved By / Date :** Heather Hedley 3/24/08

Analyte Name	Result	Uncertainty / Error	Result Units	Lab Qual	Rep Res	Overall Qual*	Temp	HT	MB	LCS	MS	Lab Dup	Surr	Rep Limit	Moist Tot/Dis	Field QC	Tune	IC	ICV	CV / CCV	Reason Codes
Analysis Method : 8330						**Dilution: 0.96**															
1,3,5-Trinitrobenzene	0.096		ug/L	U	YES																
1,3-Dinitrobenzene	0.096		ug/L	U	YES																
2,4,6-TNT	0.096		ug/L	U	YES																
2,4-Dinitrotoluene	0.096		ug/L	U	YES																
2,6-Dinitrotoluene	0.096		ug/L	U	YES																
2-Amino-4,6-dinitrotoluene	0.096		ug/L	U	YES																
2-Nitrotoluene	0.48		ug/L	U	YES																
3-Nitrotoluene	0.48		ug/L	U	YES																
4-Amino-2,6-Dinitrotoluene	0.096		ug/L	U	YES																
4-Nitrotoluene	0.48		ug/L	U	YES																
HMX	0.096		ug/L	U	YES																
Nitrobenzene	0.071		ug/L	J	YES	J								J							L
NITROGLYCERINE	0.62		ug/L	U	YES																
Pentaerythritol Tetranitrate (PETN)	0.62		ug/L	U	YES																
RDX	0.096		ug/L	U	YES																
TETRYL	0.096		ug/L	U	YES																

* Overall result qualifier reflects summation of qualifiers added during automated data review and any qualifiers added manually for categories not assessed by automated data review

Sample Qualification Report with Reason Codes (All Results sorted by Client Sample ID)

Client Sample ID : FWGLL12mw-185C-0593-GW **Lab Report Batch :** A8A310101 **Lab ID :** STLCAN

Sample Date : 01/30/2008 **Analysis Type: RES** **Sample Matrix :** AQ

Lab Sample ID: A8A310101003

Reviewed By / Date : Angye Dragotta 3/7/2008 **Approved By / Date :** Heather Medley 3/24/08

Analyte Name	Result	Uncertainty / Error	Result Units	Lab Qual	Rep Res	Overall Qual*	Temp	HT	MB	LCS	MS	Lab Dup	Surr	Rep Limit	Moist Tot/Dis	Field QC	Tune	IC	ICV	CV / CCV	Reason Codes
Analysis Method : 353.2 Modified						**Dilution: 1**															
Nitrocellulose	1.4		mg/L		YES	J					J										
Analysis Method : SW8330 Modified						**Dilution: 1**															
Nitroguanidine	20		ug/L	U	YES																

* Overall result qualifier reflects summation of qualifiers added during automated data review and any qualifiers added manually for categories not assessed by automated data review

Sample Qualification Report with Reason Codes (All Results sorted by Client Sample ID)

Client Sample ID : FWGLL12mw-187C-0594-GW
Lab Report Batch : A8A310101
Lab ID : STLCAN
Sample Date : 01/30/2008
Analysis Type: DL
Sample Matrix : AQ
Lab Sample ID: A8A310101006

Reviewed By / Date : Angye Dragotta 3/7/2008
Approved By / Date : Heather Heaney 3/24/08

Analyte Name	Result	Uncertainty / Error	Result Units	Lab Qual	Rep Res	Overall Qual*	Temp	HT	MB	LCS	MS	Lab Dup	Surr	Rep Limit	Moist Tot/Dis	Field QC	Tune	IC	ICV	CV / CCV	Reason Codes
Analysis Method : 8330						**Dilution: 0.96**															
1,3,5-Trinitrobenzene	0.096		ug/L	U	YES																
1,3-Dinitrobenzene	0.096		ug/L	U	YES																
2,4,6-TNT	0.096		ug/L	U	YES																
2,4-Dinitrotoluene	0.096		ug/L	U	YES																
2,6-Dinitrotoluene	0.096		ug/L	U	YES																
2-Amino-4,6-dinitrotoluene	0.096		ug/L	U	YES																
2-Nitrotoluene	0.48		ug/L	U	YES																
3-Nitrotoluene	0.48		ug/L	U	YES																
4-Amino-2,6-Dinitrotoluene	0.096		ug/L	U	YES																
4-Nitrotoluene	0.48		ug/L	U	YES																
HMX	0.096		ug/L	U	YES																
Nitrobenzene	0.096		ug/L	U	YES																
NITROGLYCERINE	0.62		ug/L	U	YES																
Pentaerythritol Tetranitrate (PETN)	0.62		ug/L	U	YES																
RDX	0.096		ug/L	U	YES																
TETRYL	0.096		ug/L	U	YES																

* Overall result qualifier reflects summation of qualifiers added during automated data review and any qualifiers added manually for categories not assessed by automated data review

Sample Qualification Report with Reason Codes (All Results sorted by Client Sample ID)

Client Sample ID : FWGLL12mw-187C-0594-GW
Lab Report Batch : A8A310101
Lab ID : STLCAN
Sample Date : 01/30/2008
Analysis Type: RES
Sample Matrix : AQ
Lab Sample ID: A8A310101006

Reviewed By / Date : Angye Dragotta 3/7/2008
Approved By / Date : Heather Kelley 3/24/08

Analyte Name	Result	Uncertainty / Error	Result Units	Lab Qual	Rep Res	Overall Qual*	Temp	HT	MB	LCS	MS	Lab Dup	Surr	Rep Limit	Moist Tot/Dis	Field QC	Tune	IC	ICV	CV / CCV	Reason Codes
Analysis Method : 353.2 Modified						**Dilution: 1**															
Nitrocellulose	4.0		mg/L		YES	J					J										
Analysis Method : SW8330 Modified						**Dilution: 1**															
Nitroguanidine	20		ug/L	U	YES																

* Overall result qualifier reflects summation of qualifiers added during automated data review and any qualifiers added manually for categories not assessed by automated data review

Sample Qualification Report with Reason Codes (All Results sorted by Client Sample ID)

Client Sample ID : FWGLL12mw-242C-0597-GW
Lab Report Batch : A8A310101
Lab ID : STLCAN
Sample Date : 01/30/2008
Analysis Type: RES
Sample Matrix : AQ
Lab Sample ID: A8A310101013

Reviewed By / Date : Angye Dragotta 3/7/2008
Approved By / Date : Heather Medley 3/24/08

Analyte Name	Result	Uncertainty / Error	Result Units	Lab Qual	Rep Res	Overall Qual*	Temp	HT	MB	LCS	MS	Lab Dup	Surr	Rep Limit	Moist Tot/Dis	Field QC	Tune	IC	ICV	CV / CCV	Reason Codes
Analysis Method : 353.2 Modified						**Dilution: 1**															
Nitrocellulose	0.50		mg/L	U	YES																
Analysis Method : 8330						**Dilution: 1**															
1,3,5-Trinitrobenzene	0.045		ug/L	J	YES	J								J							L
1,3-Dinitrobenzene	0.10		ug/L	U	YES																
2,4,6-TNT	0.10		ug/L	U	YES																
2,4-Dinitrotoluene	0.10		ug/L	U	YES																
2,6-Dinitrotoluene	0.10		ug/L	U	YES																
2-Amino-4,6-dinitrotoluene	0.10		ug/L	U	YES																
2-Nitrotoluene	0.50		ug/L	U	YES																
3-Nitrotoluene	0.50		ug/L	U	YES																
4-Amino-2,6-Dinitrotoluene	0.10		ug/L	U	YES																
4-Nitrotoluene	0.50		ug/L	U	YES																
HMX	0.10		ug/L	U	YES																
Nitrobenzene	0.10		ug/L	U	YES																
NITROGLYCERINE	0.65		ug/L	U	YES																
Pentaerythritol Tetranitrate (PETN)	0.65		ug/L	U	YES																
RDX	0.10		ug/L	U	YES																
TETRYL	0.10		ug/L	U	YES																
Analysis Method : SW8330 Modified						**Dilution: 1**															
Nitroguanidine	20		ug/L	U	YES																

* Overall result qualifier reflects summation of qualifiers added during automated data review and any qualifiers added manually for categories not assessed by automated data review

Sample Qualification Report with Reason Codes (All Results sorted by Client Sample ID)

Client Sample ID : FWGLL12mw-243C-0598-GW **Lab Report Batch :** A8A310101 **Lab ID :** STLCAN

Sample Date : 01/30/2008 **Analysis Type: DL** **Sample Matrix :** AQ

Lab Sample ID: A8A310101007

Reviewed By / Date : Angye Dragotta 3/7/2008 **Approved By / Date :** Heather Mellen 3/24/08

Analyte Name	Result	Uncertainty / Error	Result Units	Lab Qual	Rep Res	Overall Qual*	Temp	HT	MB	LCS	MS	Lab Dup	Surr	Rep Limit	Moist Tot/Dis	Field QC	Tune	IC	ICV	CV / CCV	Reason Codes
Analysis Method : 8330						**Dilution: 0.97**															
1,3,5-Trinitrobenzene	0.097		ug/L	U	YES																
1,3-Dinitrobenzene	0.097		ug/L	U	YES																
2,4,6-TNT	0.097		ug/L	U	YES																
2,4-Dinitrotoluene	0.097		ug/L	U	YES																
2,6-Dinitrotoluene	0.097		ug/L	U	YES																
2-Amino-4,6-dinitrotoluene	0.097		ug/L	U	YES																
2-Nitrotoluene	0.48		ug/L	U	YES																
3-Nitrotoluene	0.48		ug/L	U	YES																
4-Amino-2,6-Dinitrotoluene	0.097		ug/L	U	YES																
4-Nitrotoluene	0.48		ug/L	U	YES																
HMX	0.097		ug/L	U	YES																
Nitrobenzene	0.051		ug/L	J	YES	J								J							L
NITROGLYCERINE	0.63		ug/L	U	YES																
Pentaerythritol Tetranitrate (PETN)	0.63		ug/L	U	YES																
RDX	0.097		ug/L	U	YES																
TETRYL	0.097		ug/L	U	YES																

* Overall result qualifier reflects summation of qualifiers added during automated data review and any qualifiers added manually for categories not assessed by automated data review

Sample Qualification Report with Reason Codes (All Results sorted by Client Sample ID)

Client Sample ID : FWGLL12mw-243C-0598-GW **Lab Report Batch :** A8A310101 **Lab ID :** STLCAN

Sample Date : 01/30/2008 **Analysis Type: RES** **Sample Matrix :** AQ

Lab Sample ID: A8A310101007

Reviewed By / Date : Angye Dragotta 3/7/2008 **Approved By / Date :**

Analyte Name	Result	Uncertainty / Error	Result Units	Lab Qual	Rep Res	Overall Qual*	Temp	HT	MB	LCS	MS	Lab Dup	Surr	Rep Limit	Moist Tot/Dis	Field QC	Tune	IC	ICV	CV / CCV	Reason Codes
Analysis Method : 353.2 Modified						**Dilution: 1**															
Nitrocellulose	0.16		mg/L	B	YES	J					J			J							L, I
Analysis Method : SW8330 Modified						**Dilution: 1**															
Nitroguanidine	20		ug/L	U	YES																

* Overall result qualifier reflects summation of qualifiers added during automated data review and any qualifiers added manually for categories not assessed by automated data review

Sample Qualification Report with Reason Codes (All Results sorted by Client Sample ID)

Client Sample ID : FWGLL12mw-244C-0599-GW
Lab Report Batch : A8A310101
Lab ID : STLCAN
Sample Date : 01/30/2008
Analysis Type: DL
Sample Matrix : AQ
Lab Sample ID: A8A310101004

Reviewed By / Date : Angye Dragotta 3/7/2008
Approved By / Date : Heather Medley 3/24/08

Analyte Name	Result	Uncertainty / Error	Result Units	Lab Qual	Rep Res	Overall Qual*	Temp	HT	MB	LCS	MS	Lab Dup	Surr	Rep Limit	Moist Tot/Dis	Field QC	Tune	IC	ICV	CV / CCV	Reason Codes
Analysis Method : 8330						**Dilution: 1.02**															
1,3,5-Trinitrobenzene	0.10		ug/L	U	YES																
1,3-Dinitrobenzene	0.10		ug/L	U	YES																
2,4,6-TNT	0.10		ug/L	U	YES																
2,4-Dinitrotoluene	0.10		ug/L	U	YES																
2,6-Dinitrotoluene	0.10		ug/L	U	YES																
2-Amino-4,6-dinitrotoluene	0.10		ug/L	U	YES																
2-Nitrotoluene	0.51		ug/L	U	YES																
3-Nitrotoluene	0.51		ug/L	U	YES																
4-Amino-2,6-Dinitrotoluene	0.10		ug/L	U	YES																
4-Nitrotoluene	0.51		ug/L	U	YES																
HMX	0.10		ug/L	U	YES																
Nitrobenzene	0.10		ug/L	U	YES																
NITROGLYCERINE	0.66		ug/L	U	YES																
Pentaerythritol Tetranitrate (PETN)	0.66		ug/L	U	YES																
RDX	0.10		ug/L	U	YES																
TETRYL	0.10		ug/L	U	YES																

* Overall result qualifier reflects summation of qualifiers added during automated data review and any qualifiers added manually for categories not assessed by automated data review

Sample Qualification Report with Reason Codes (All Results sorted by Client Sample ID)

Client Sample ID : FWGLL12mw-244C-0599-GW **Lab Report Batch :** A8A310101 **Lab ID :** STLCAN

Sample Date : 01/30/2008 **Analysis Type: RES** **Sample Matrix :** AQ

Lab Sample ID: A8A310101004

Reviewed By / Date : Angye Dragotta 3/7/2008 **Approved By / Date :** Heather Reddy 3/24/08

Analyte Name	Result	Uncertainty / Error	Result Units	Lab Qual	Rep Res	Overall Qual*	Temp	HT	MB	LCS	MS	Lab Dup	Surr	Rep Limit	Moist Tot/Dis	Field QC	Tune	IC	ICV	CV / CCV	Reason Codes
Analysis Method : 353.2 Modified						**Dilution: 1**															
Nitrocellulose	0.20		mg/L	B	YES	J					J			J							L, E
Analysis Method : SW8330 Modified						**Dilution: 1**															
Nitroguanidine	20		ug/L	U	YES																

* Overall result qualifier reflects summation of qualifiers added during automated data review and any qualifiers added manually for categories not assessed by automated data review

Sample Qualification Report with Reason Codes (All Results sorted by Client Sample ID)

Client Sample ID : FWGLL12mw-245C-0600-GW **Lab Report Batch :** A8A310101 **Lab ID :** STLCAN

Sample Date : 01/30/2008 **Analysis Type: DL** **Sample Matrix :** AQ

Lab Sample ID: A8A310101001

Reviewed By / Date : Angye Dragotta 3/7/2008 **Approved By / Date :** Heather Medley 3/24/08

Analyte Name	Result	Uncertainty / Error	Result Units	Lab Qual	Rep Res	Overall Qual*	Temp	HT	MB	LCS	MS	Lab Dup	Surr	Rep Limit	Moist Tot/Dis	Field QC	Tune	IC	ICV	CV / CCV	Reason Codes
Analysis Method : 8330						**Dilution: 0.97**															
1,3,5-Trinitrobenzene	0.097		ug/L	U	YES																
1,3-Dinitrobenzene	0.097		ug/L	U	YES																
2,4,6-TNT	0.097		ug/L	U	YES																
2,4-Dinitrotoluene	0.097		ug/L	U	YES																
2,6-Dinitrotoluene	0.097		ug/L	U	YES																
2-Amino-4,6-dinitrotoluene	0.097		ug/L	U	YES																
2-Nitrotoluene	0.48		ug/L	U	YES																
3-Nitrotoluene	0.48		ug/L	U	YES																
4-Amino-2,6-Dinitrotoluene	0.097		ug/L	U	YES																
4-Nitrotoluene	0.48		ug/L	U	YES																
HMX	0.097		ug/L	U	YES																
Nitrobenzene	0.097		ug/L	U	YES																
NITROGLYCERINE	0.63		ug/L	U	YES																
Pentaerythritol Tetranitrate (PETN)	0.63		ug/L	U	YES																
RDX	0.097		ug/L	U	YES																
TETRYL	0.097		ug/L	U	YES																

* Overall result qualifier reflects summation of qualifiers added during automated data review and any qualifiers added manually for categories not assessed by automated data review

Sample Qualification Report with Reason Codes (All Results sorted by Client Sample ID)

Client Sample ID : FWGLL12mw-245C-0600-GW **Lab Report Batch :** A8A310101 **Lab ID :** STLCAN

Sample Date : 01/30/2008 **Analysis Type: RES** **Sample Matrix :** AQ

Lab Sample ID: A8A310101001

Reviewed By / Date : Angye Dragotta 3/7/2008 **Approved By / Date :** Heather Nelley 3/24/08

Analyte Name	Result	Uncertainty / Error	Result Units	Lab Qual	Rep Res	Overall Qual*	Temp	HT	MB	LCS	MS	Lab Dup	Surr	Rep Limit	Moist Tot/Dis	Field QC	Tune	IC	ICV	CV / CCV	Reason Codes
Analysis Method : 353.2 Modified						**Dilution: 1**															
Nitrocellulose	0.50		mg/L	U	YES																
Analysis Method : SW8330 Modified						**Dilution: 1**															
Nitroguanidine	20		ug/L	U	YES																

* Overall result qualifier reflects summation of qualifiers added during automated data review and any qualifiers added manually for categories not assessed by automated data review

Sample Qualification Report with Reason Codes (All Results sorted by Client Sample ID)

Client Sample ID : FWGLL12mw-246C-0566-GW **Lab Report Batch :** A8A310101 **Lab ID :** STLCAN

Sample Date : 01/30/2008 **Analysis Type: DL** **Sample Matrix :** AQ

Lab Sample ID: A8A310101005

Reviewed By / Date : Angye Dragotta 3/7/2008 **Approved By / Date :** Heather Medley 3/24/08

Analyte Name	Result	Uncertainty / Error	Result Units	Lab Qual	Rep Res	Overall Qual*	Temp	HT	MB	LCS	MS	Lab Dup	Surr	Rep Limit	Moist Tot/Dis	Field QC	Tune	IC	ICV	CV / CCV	Reason Codes
Analysis Method : 8330						**Dilution: 0.98**															
1,3,5-Trinitrobenzene	0.098		ug/L	U	YES																
1,3-Dinitrobenzene	0.098		ug/L	U	YES																
2,4,6-TNT	0.098		ug/L	U	YES																
2,4-Dinitrotoluene	0.098		ug/L	U	YES																
2,6-Dinitrotoluene	0.098		ug/L	U	YES																
2-Amino-4,6-dinitrotoluene	0.098		ug/L	U	YES																
2-Nitrotoluene	0.49		ug/L	U	YES																
3-Nitrotoluene	0.49		ug/L	U	YES																
4-Amino-2,6-Dinitrotoluene	0.098		ug/L	U	YES																
4-Nitrotoluene	0.49		ug/L	U	YES																
HMX	0.098		ug/L	U	YES																
Nitrobenzene	0.098		ug/L	U	YES																
NITROGLYCERINE	0.64		ug/L	U	YES																
Pentaerythritol Tetranitrate (PETN)	0.64		ug/L	U	YES																
RDX	0.098		ug/L	U	YES																
TETRYL	0.098		ug/L	U	YES																

* Overall result qualifier reflects summation of qualifiers added during automated data review and any qualifiers added manually for categories not assessed by automated data review

Sample Qualification Report with Reason Codes (All Results sorted by Client Sample ID)

Client Sample ID : FWGLL12mw-246C-0566-GW **Lab Report Batch :** A8A310101 **Lab ID :** STLCAN

Sample Date : 01/30/2008 **Analysis Type: RES** **Sample Matrix :** AQ

Lab Sample ID: A8A310101005

Reviewed By / Date : Angye Dragotta 3/7/2008 **Approved By / Date :** Heather Kelley 3/24/08

Analyte Name	Result	Uncertainty / Error	Result Units	Lab Qual	Rep Res	Overall Qual*	Temp	HT	MB	LCS	MS	Lab Dup	Surr	Rep Limit	Moist Tot/Dis	Field QC	Tune	IC	ICV	CV / CCV	Reason Codes
Analysis Method : 353.2 Modified						**Dilution: 1**															
Nitrocellulose	0.50		mg/L	U	YES																
Analysis Method : SW8330 Modified						**Dilution: 1**															
Nitroguanidine	20		ug/L	U	YES																

* Overall result qualifier reflects summation of qualifiers added during automated data review and any qualifiers added manually for categories not assessed by automated data review

Sample Qualification Report with Reason Codes (All Results sorted by Client Sample ID)

Client Sample ID : FWGLL12mw-DUP4-0604-GW **Lab Report Batch :** A8A310101 **Lab ID :** STLCAN

Sample Date : 01/30/2008 **Analysis Type: DL** **Sample Matrix :** AQ

Lab Sample ID: A8A310101002

Reviewed By / Date : Angye Dragotta 3/7/2008 **Approved By / Date :** Heather Medley 3/24/08

Analyte Name	Result	Uncertainty / Error	Result Units	Lab Qual	Rep Res	Overall Qual*	Temp	HT	MB	LCS	MS	Lab Dup	Surr	Rep Limit	Moist Tot/Dis	Field QC	Tune	IC	ICV	CV / CCV	Reason Codes
Analysis Method : 8330						**Dilution: 1.01**															
1,3,5-Trinitrobenzene	0.10		ug/L	U	YES																
1,3-Dinitrobenzene	0.10		ug/L	U	YES																
2,4,6-TNT	0.10		ug/L	U	YES																
2,4-Dinitrotoluene	0.10		ug/L	U	YES																
2,6-Dinitrotoluene	0.10		ug/L	U	YES																
2-Amino-4,6-dinitrotoluene	0.10		ug/L	U	YES																
2-Nitrotoluene	0.50		ug/L	U	YES																
3-Nitrotoluene	0.50		ug/L	U	YES																
4-Amino-2,6-Dinitrotoluene	0.10		ug/L	U	YES																
4-Nitrotoluene	0.50		ug/L	U	YES																
HMX	0.10		ug/L	U	YES																
Nitrobenzene	0.10		ug/L	U	YES																
NITROGLYCERINE	0.66		ug/L	U	YES																
Pentaerythritol Tetranitrate (PETN)	0.66		ug/L	U	YES																
RDX	0.10		ug/L	U	YES																
TETRYL	0.10		ug/L	U	YES																

* Overall result qualifier reflects summation of qualifiers added during automated data review and any qualifiers added manually for categories not assessed by automated data review

Sample Qualification Report with Reason Codes (All Results sorted by Client Sample ID)

Client Sample ID : FWGLL12mw-DUP4-0604-GW **Lab Report Batch :** A8A310101 **Lab ID :** STLCAN

Sample Date : 01/30/2008 **Analysis Type: RES** **Sample Matrix :** AQ

Lab Sample ID: A8A310101002

Reviewed By / Date : Angye Dragotta 3/7/2008 **Approved By / Date :** Heather Medley 3/24/08

Analyte Name	Result	Uncertainty / Error	Result Units	Lab Qual	Rep Res	Overall Qual*	Temp	HT	MB	LCS	MS	Lab Dup	Surr	Rep Limit	Moist Tot/Dis	Field QC	Tune	IC	ICV	CV / CCV	Reason Codes
Analysis Method : 353.2 Modified						**Dilution: 1**															
Nitrocellulose	0.50		mg/L	U	YES																
Analysis Method : SW8330 Modified						**Dilution: 1**															
Nitroguanidine	20		ug/L	U	YES																

* Overall result qualifier reflects summation of qualifiers added during automated data review and any qualifiers added manually for categories not assessed by automated data review

Sample Qualification Report with Reason Codes (All Results sorted by Client Sample ID)

Client Sample ID : FWGLL1mw-063C-0565-GW **Lab Report Batch :** A8A310101 **Lab ID :** STLCAN

Sample Date : 01/29/2008 **Analysis Type: DL** **Sample Matrix :** AQ

Lab Sample ID: A8A310101010

Reviewed By / Date : Angye Dragotta 3/7/2008 **Approved By / Date :** Heather McCoy 3/24/08

Analyte Name	Result	Uncertainty / Error	Result Units	Lab Qual	Rep Res	Overall Qual*	Temp	HT	MB	LCS	MS	Lab Dup	Surr	Rep Limit	Moist Tot/Dis	Field QC	Tune	IC	ICV	CV / CCV	Reason Codes
Analysis Method : 8330						**Dilution: 1.17**															
1,3,5-Trinitrobenzene	0.042		ug/L	J	YES	J								J							L
1,3-Dinitrobenzene	0.12		ug/L	U	YES																
2,4,6-TNT	0.12		ug/L	U	YES																
2,4-Dinitrotoluene	0.13		ug/L		YES																
2,6-Dinitrotoluene	0.19		ug/L		YES																
2-Amino-4,6-dinitrotoluene	0.12		ug/L	U	YES																
2-Nitrotoluene	0.58		ug/L	U	YES																
3-Nitrotoluene	0.58		ug/L	U	YES																
4-Amino-2,6-Dinitrotoluene	0.69		ug/L		YES																
4-Nitrotoluene	0.58		ug/L	U	YES																
HMX	1.4		ug/L		YES																
Nitrobenzene	0.12		ug/L	U	YES																
NITROGLYCERINE	0.76		ug/L	U	YES																
Pentaerythritol Tetranitrate (PETN)	0.76		ug/L	U	YES																
RDX	0.18		ug/L		YES																
TETRYL	0.12		ug/L	U	YES																

* Overall result qualifier reflects summation of qualifiers added during automated data review and any qualifiers added manually for categories not assessed by automated data review

Sample Qualification Report with Reason Codes (All Results sorted by Client Sample ID)

Client Sample ID : FWGLL1mw-063C-0565-GW
Lab Report Batch : A8A310101
Lab ID : STLCAN
Sample Date : 01/30/2008
Analysis Type: RES
Sample Matrix : AQ
Lab Sample ID: A8A310101011

Reviewed By / Date : Angye Dragotta 3/7/2008
Approved By / Date : Heather Kelley 3/24/08

Analyte Name	Result	Uncertainty / Error	Result Units	Lab Qual	Rep Res	Overall Qual*	Temp	HT	MB	LCS	MS	Lab Dup	Surr	Rep Limit	Moist Tot/Dis	Field QC	Tune	IC	ICV	CV / CCV	Reason Codes
Analysis Method : 353.2 Modified						**Dilution: 1**															
Nitrocellulose	0.50		mg/L	U	YES																
Analysis Method : SW8330 Modified						**Dilution: 1**															
Nitroguanidine	20		ug/L	U	YES																

* Overall result qualifier reflects summation of qualifiers added during automated data review and any qualifiers added manually for categories not assessed by automated data review

Sample Qualification Report with Reason Codes (All Results sorted by Client Sample ID)

Client Sample ID : FWGLL4mw-200C-0586-GW **Lab Report Batch :** A8A310101 **Lab ID :** STLCAN

Sample Date : 01/30/2008 **Analysis Type: DL** **Sample Matrix :** AQ

Lab Sample ID: A8A310101012

Reviewed By / Date : Angye Dragotta 3/7/2008 **Approved By / Date :** Heather Neeley 3/24/08

Analyte Name	Result	Uncertainty / Error	Result Units	Lab Qual	Rep Res	Overall Qual*	Temp	HT	MB	LCS	MS	Lab Dup	Surr	Rep Limit	Moist Tot/Dis	Field QC	Tune	IC	ICV	CV / CCV	Reason Codes
Analysis Method : 8330						**Dilution: 0.97**															
1,3,5-Trinitrobenzene	0.097		ug/L	U	YES																
1,3-Dinitrobenzene	0.097		ug/L	U	YES																
2,4,6-TNT	0.097		ug/L	U	YES																
2,4-Dinitrotoluene	0.097		ug/L	U	YES																
2,6-Dinitrotoluene	0.097		ug/L	U	YES																
2-Amino-4,6-dinitrotoluene	0.097		ug/L	U	YES																
2-Nitrotoluene	0.48		ug/L	U	YES																
3-Nitrotoluene	0.48		ug/L	U	YES																
4-Amino-2,6-Dinitrotoluene	0.097		ug/L	U	YES																
4-Nitrotoluene	0.48		ug/L	U	YES																
HMX	0.097		ug/L	U	YES																
Nitrobenzene	0.097		ug/L	U	YES																
NITROGLYCERINE	0.63		ug/L	U	YES																
Pentaerythritol Tetranitrate (PETN)	0.63		ug/L	U	YES																
RDX	0.097		ug/L	U	YES																
TETRYL	0.097		ug/L	U	YES																

* Overall result qualifier reflects summation of qualifiers added during automated data review and any qualifiers added manually for categories not assessed by automated data review

Sample Qualification Report with Reason Codes (All Results sorted by Client Sample ID)

Client Sample ID : FWGLL4mw-200C-0586-GW
Lab Report Batch : A8A310101
Lab ID : STLCAN
Sample Date : 01/30/2008
Analysis Type: RES
Sample Matrix : AQ
Lab Sample ID: A8A310101012

Reviewed By / Date : Angye Dragotta 3/7/2008
Approved By / Date : Heather Mallery 3/24/8

Analyte Name	Result	Uncertainty / Error	Result Units	Lab Qual	Rep Res	Overall Qual*	Temp	HT	MB	LCS	MS	Lab Dup	Surr	Rep Limit	Moist Tot/Dis	Field QC	Tune	IC	ICV	CV / CCV	Reason Codes
Analysis Method : 353.2 Modified						**Dilution: 1**															
Nitrocellulose	0.16		mg/L	B	YES	J					J			J							L
Analysis Method : SW8330 Modified						**Dilution: 1**															
Nitroguanidine	20		ug/L	U	YES																

Project Number and Name: 030240.0006 - Ravenna
Library Used: Ravenna GW
ADR 8.1
Report Date: 3/7/2008 08:41

* Overall result qualifier reflects summation of qualifiers added during automated data review and any qualifiers added manually for categories not assessed by automated data review

CASE NARRATIVE

A8A310101

The following report contains the analytical results for fourteen water samples submitted to TestAmerica North Canton by Environmental Quality Mgt. Inc. from the RVAAP (OH) Site, project number 30240.0006PN. The samples were received January 31, 2008, according to documented sample acceptance procedures.

The 8330 Explosives, Nitroguanidine, and 353.2 Nitrocellulose as N analyses were performed at the TestAmerica West Sacramento laboratory. Refer to the TestAmerica West Sacramento narrative immediately following this narrative and also included in their data package for additional information.

TestAmerica utilizes USEPA approved methods in all analytical work. The samples presented in this report were analyzed for the parameter(s) listed on the analytical methods summary page in accordance with the method(s) indicated. Preliminary results were provided to Eric Corbin and Heather Medley on February 14, 2008. A summary of QC data for these analyses is included at the back of the report.

TestAmerica North Canton attests to the validity of the laboratory data generated by TestAmerica facilities reported herein. All analyses performed by TestAmerica facilities were done using established laboratory SOPs that incorporate QA/QC procedures described in the applicable methods. TestAmerica's operations groups have reviewed the data for compliance with the laboratory QA/QC plan, and data have been found to be compliant with laboratory protocols unless otherwise noted below.

Any reference within this document to Severn Trent Laboratories, Inc. or STL, should be understood to refer to TestAmerica Laboratories, Inc. (formerly known as Severn Trent Laboratories, Inc.)

The test results in this report meet all NELAP requirements for parameters for which accreditation is required or available. Any exceptions to NELAP requirements are noted in this report. Pursuant to NELAP, this report may not be reproduced, except in full, without the written approval of the laboratory.

Please refer to the Quality Control Elements Narrative following this case narrative for additional quality control information.

If you have any questions, please call the Project Manager, Mark J. Loeb, at 330-497-9396.

This report is sequentially paginated. The final page of the report is labeled as "END OF REPORT."

CASE NARRATIVE (continued)

SUPPLEMENTAL QC INFORMATION

SAMPLE RECEIVING

The coolers were received at temperatures ranging from 0.2 to 5.2°C.

See TestAmerica's Cooler Receipt Form for additional information.

GENERAL CHEMISTRY

The sample(s) that contain results between the MDL and the RL were flagged with "B". There is the possibility of false positive or mis-identification at these quantitation levels. The acceptance criteria for the ICB, CCB, and Method Blank are +/- the standard reporting limit (SRL).

The matrix spike/matrix spike duplicate(s) for FWGLL12mw-128C-0590-GW had RPD's outside acceptance limits. However, since the associated method blank(s) and laboratory control sample(s) were in control, no corrective action was necessary.

QUALITY CONTROL ELEMENTS NARRATIVE

TestAmerica North Canton conducts a quality assurance/quality control (QA/QC) program designed to provide scientifically valid and legally defensible data. Toward this end, several types of quality control indicators are incorporated into the QA/QC program, which is described in detail in QA Policy, QA-003. These indicators are introduced into the sample testing process to provide a mechanism for the assessment of the analytical data.

QC BATCH

Environmental samples are taken through the testing process in groups called QUALITY CONTROL BATCHES (QC batches). A QC batch contains up to twenty environmental samples of a similar matrix (water, soil) that are processed using the same reagents and standards. TestAmerica North Canton requires that each environmental sample be associated with a QC batch.

Several quality control samples are included in each QC batch and are processed identically to the twenty environmental samples.

For SW846/RCRA methods, QC samples include a METHOD BLANK (MB), a LABORATORY CONTROL SAMPLE (LCS) and, where appropriate, a MATRIX SPIKE/MATRIX SPIKE DUPLICATE (MS/MSD) pair or a MATRIX SPIKE/SAMPLE DUPLICATE (MS/DU) pair. If there is insufficient sample to perform an MS/MSD or an MS/DU, then a LABORATORY CONTROL SAMPLE DUPLICATE (LCSD) is included in the QC batch.

For 600 series/CWA methods, QC samples include a METHOD BLANK (MB), a LABORATORY CONTROL SAMPLE (LCS) and, where appropriate, a MATRIX SPIKE (MS). An MS is prepared and analyzed at a 10% frequency for GC Methods and at a 5% frequency for GC/MS methods.

LABORATORY CONTROL SAMPLE

The Laboratory Control Sample is a QC sample that is created by adding known concentrations of a full or partial set of target analytes to a matrix similar to that of the environmental samples in the QC batch. Multi peak responders may not be included in the target spike list due to co-elution. The LCS analyte recovery results are used to monitor the analytical process and provide evidence that the laboratory is performing the method within acceptable guidelines. All control analytes indicated by a bold type in the LCS must meet acceptance criteria. Failure to meet the established recovery guidelines requires the repreparation and reanalysis of all samples in the QC batch. Comparison of only the failed parameters from the first batch are evaluated. The only exception to the rework requirement is that if the LCS recoveries are biased high and the associated sample is ND (non-detected) for the parameter(s) of interest, the batch is acceptable.

At times, a Laboratory Control Sample Duplicate (LCSD) is also included in the QC batch. An LCSD is a QC sample that is created and handled identically to the LCS. Analyte recovery data from the LCSD is assessed in the same way as that of the LCS. The LCSD recoveries, together with the LCS recoveries, are used to determine the reproducibility (precision) of the analytical system. Precision data are expressed as relative percent differences (RPDs). If the RPD fails for an LCS/LCSD and yet the recoveries are within acceptance criteria, the batch is still acceptable.

METHOD BLANK

The Method Blank is a QC sample consisting of all the reagents used in analyzing the environmental samples contained in the QC batch. Method Blank results are used to determine if interference or contamination in the analytical system could lead to the reporting of false positive data or elevated analyte concentrations. All target analytes must be below the reporting limits (RL) or the associated sample(s) must be ND except under the following circumstances:

- Common organic contaminants may be present at concentrations up to 5 times the reporting limits. Common metals contaminants may be present at concentrations up to 2 times the reporting limit, or the reported blank concentration must be twenty fold less than the concentration reported in the associated environmental samples. (See common laboratory contaminants listed in the table.)

Volatile (GC or GC/MS)	Semivolatile (GC/MS)	Metals ICP-MS	Metals ICP Trace
Methylene Chloride, Acetone, 2-Butanone	Phthalate Esters	Copper, Iron, Zinc, Lead, Calcium, Magnesium, Potassium, Sodium, Barium, Chromium, Manganese	Copper, Iron, Zinc, Lead

QUALITY CONTROL ELEMENTS NARRATIVE (continued)

- Organic blanks will be accepted if compounds detected in the blank are present in the associated samples at levels 10 times the blank level. Inorganic blanks will be accepted if elements detected in the blank are present in the associated samples at 20 times the blank level.

- Blanks will be accepted if the compounds/elements detected are not present in any of the associated environmental samples.

Failure to meet these Method Blank criteria requires the repreparation and reanalysis of all samples in the QC batch.

MATRIX SPIKE/MATRIX SPIKE DUPLICATE

A Matrix Spike and a Matrix Spike Duplicate are a pair of environmental samples to which known concentrations of a full or partial set of target analytes are added. The MS/MSD results are determined in the same manner as the results of the environmental sample used to prepare the MS/MSD. The analyte recoveries and the relative percent differences (RPDs) of the recoveries are calculated and used to evaluate the effect of the sample matrix on the analytical results. Due to the potential variability of the matrix of each sample, the MS/MSD results may not have an immediate bearing on any samples except the one spiked; therefore, the associated batch MS/MSD may not reflect the same compounds as the samples contained in the analytical report. When these MS/MSD results fail to meet acceptance criteria, the data is evaluated. If the LCS is within acceptance criteria, the batch is considered acceptable.

For certain methods, a Matrix Spike/Sample Duplicate (MS/DU) may be included in the QC batch in place of the MS/MSD. For the parameters (i.e. pH, ignitability) where it is not possible to prepare a spiked sample, a Sample Duplicate may be included in the QC batch. However, a Sample Duplicate is less likely to provide usable precision statistics depending on the likelihood of finding concentrations below the standard reporting limit. When the Sample Duplicate result fails to meet acceptance criteria, the data is evaluated.

For certain methods (600 series methods/CWA), a Matrix Spike is required in place of a Matrix Spike/Matrix Spike Duplicate (MS/MSD) or Matrix Spike/Sample Duplicate (MS/DU).

The acceptance criteria do not apply to samples that are diluted.

SURROGATE COMPOUNDS

In addition to these batch-related QC indicators, each organic environmental and QC sample is spiked with surrogate compounds. Surrogates are organic chemicals that behave similarly to the analytes of interest and that are rarely present in the environment. Surrogate recoveries are used to monitor the individual performance of a sample in the analytical system.

If surrogate recoveries are biased high in the LCS, LCSD, or the Method Blank, and the associated sample(s) are ND, the batch is acceptable. Otherwise, if the LCS, LCSD, or Method Blank surrogate(s) fail to meet recovery criteria, the entire sample batch is reprepared and reanalyzed. If the surrogate recoveries are outside criteria for environmental samples, the samples will be reprepared and reanalyzed unless there is objective evidence of matrix interference or if the sample dilution is greater than the threshold outlined in the associated method SOP.

The acceptance criteria do not apply to samples that are diluted. All other surrogate recoveries will be reported.

For the GC/MS BNA methods, the surrogate criterion is that two of the three surrogates for each fraction must meet acceptance criteria. The third surrogate must have a recovery of ten percent or greater.

For the Pesticide and PCB methods, the surrogate criterion is that one of two surrogate compounds must meet acceptance criteria. The second surrogate must have a recovery of 10% or greater.

Case Narrative

TestAmerica West Sacramento Project Number A8A310101

WATER, 8330, Explosives (SAC)
Sample(s): 1, 2, 3, 4, 5, 6, 7, 8, 9, 10, 12, 13, 14
The percent difference values for Tetryl are above the method acceptance limit in the continuing calibration standards (CCV) analyzed February 7 at 22:11, February 8 at 8:49, February 8 at 21:25 and February 9, 2008 at 800 on instrument LC10. These CCVs were analyzed before, during and after the associated samples. As the associated samples are non-detect (ND) and there is a potential for a high bias, there is no adverse impact on data quality.

Sample(s): 4, 7, 8, 10, 13, 14
The sample(s) contained excessive sediment/particulates. The samples were filtered prior to extraction and a filter blank was added to the batch.

Sample(s): 14
The surrogate recoveries for sample 14 are indicated below criteria on the associated data sheet. However, the recovery for this sample and all associated samples are within the Louisville Chemistry Guideline (LCG) limits of 50-150%. No corrective action is necessary.

WATER, 353.2, Nitrocellulose as N (SAC)
Sample(s): 1, 2, 3, 4, 5, 6, 7, 8, 9, 11, 12, 13, 14
The matrix spike/matrix spike duplicate (MS/MSD) associated with this extraction batch has precision that is outside the established control limits for Nitrocellulose. Acceptable laboratory control sample (LCS) data demonstrate that the analytical system is in control. This anomaly is most likely matrix related.

There were no other anomalies associated with this project.

Project CAS Numbers

Compound Name	CAS Number
1,3,5-Trinitrobenzene	99-35-4
1,3-Dinitrobenzene	99-65-0
2,4,6-Trinitrotoluene	118-96-7
2,4-Dinitrotoluene	121-14-2
2,6-Dinitrotoluene	606-20-2
2-Amino-4,6-dinitrotoluene	35572-78-2
2-Nitrotoluene	88-72-2
3-Nitrotoluene	99-08-1
4-Amino-2,6-dinitrotoluene	19406-51-0
4-Nitrotoluene	99-99-0
HMX	2691-41-0
Nitrobenzene	98-95-3
Nitroglycerin	55-63-0
Nitroguanidine	556-88-7
PETN	78-11-5
RDX	121-82-4
Tetryl	479-45-8

GENERAL CHEMISTRY

Compound Name	CAS Number
Nitrocellulose	9004-70-0

SAMPLE SUMMARY

A8A310101

WO #	SAMPLE#	CLIENT SAMPLE ID	SAMPLED DATE	SAMP TIME
KGCKR	001	FWGLL12mw-245C-0600-GW	01/30/08	09:10
KGCKV	002	FWGLL12mw-DUP4-0604-GW	01/30/08	09:10
KGCK1	003	FWGLL12mw-185C-0593-GW	01/30/08	11:45
KGCK2	004	FWGLL12mw-244C-0599-GW	01/30/08	13:20
KGCK3	005	FWGLL12mw-246C-0566-GW	01/30/08	15:30
KGCK5	006	FWGLL12mw-187C-0594-GW	01/30/08	09:50
KGCK7	007	FWGLL12mw-243C-0598-GW	01/30/08	11:30
KGCLC	008	FWGLL12mw-128C-0590-GW	01/30/08	13:15
KGCLE	009	FWGEQUIPRINSE3-0611-GW	01/30/08	15:15
KGCLK	010	FWGLL1mw-063C-0565-GW	01/29/08	08:45
KGCNW	011	FWGLL1mw-063C-0565-GW	01/30/08	12:10
KGCN1	012	FWGLL4mw-200C-0586-GW	01/30/08	09:10
KGCN2	013	FWGLL12mw-242C-0597-GW	01/30/08	11:05
KGCN3	014	FWGLL12mw-113C-0589-GW	01/30/08	13:25

NOTE(S):

- The analytical results of the samples listed above are presented on the following pages.
- All calculations are performed before rounding to avoid round-off errors in calculated results.
- Results noted as "ND" were not detected at or above the stated limit.
- This report must not be reproduced, except in full, without the written approval of the laboratory.
- Results for the following parameters are never reported on a dry weight basis: color, corrosivity, density, flashpoint, ignitability, layers, odor, paint filter test, pH, porosity pressure, reactivity, redox potential, specific gravity, spot tests, solids, solubility, temperature, viscosity, and weight.

Chain of Custody Record

* COLD MADE SOME SEALS COME OFF, NOT RESTICK RP

SEVERN TRENT **STL** TestAmerica

Severn Trent Laboratories, Inc.

STL-4124 (0901)

Client: EDM	Project Manager: John Miller	Date:	Chain of Custody Number: 117215
Address: 1800 Carillon Blvd	Telephone Number (Area Code)/Fax Number: 5138257500 (fax 7495)	Lab Number: 330497 9396	Page 1 of 1
City: Cincinnati / State: OH / Zip Code: 45240	Site Contact: E CORBIN	Lab Contact: M LOEB	
Project Name and Location (State): RVAAP (OH) 30240.0006 PM	Carrier/Waybill Number: Lab Pickup		
Contract/Purchase Order/Quote No.: PO# 12633			

Sample I.D. No. and Description (Containers for each sample may be combined on one line)	Date	Time	Matrix: Air	Aqueous	Sed.	Soil	Containers & Preservatives: Unpres.	H_2SO_4	HNO3	HCl	NaOH	ZnAc/NaOH	Analysis (Attach list if more space is needed): 8260 VOC	8270 SVOC	8330 EXPLD	8081 Pest	8082 PCB	Uranium 9012	Metals 6010/6020/7470	NO_3/NO_2 353.2	Special Instructions/ Conditions of Receipt
FWGLL12mw-245C-0600-GW	1/30/08	09:10		X			9	1		3	1		X	X	X	X	X	X	X	X	L786
FWGLL12mw-245C-0600-GF	1/30/08	09:10		X					1										X		L786
FWGLL12mw-DUP4-0604-GW	1/30/08	09:10		X			9	1		3	1		X	X	X	X	X	X	X	X	59714
FWGLL12mw-DUP4-0604-GF	1/30/08	09:10		X					1										X		59714
FWGLL12mw-185C-0593-GW	1/30/08	11:45		X			9	1		3	1		X	X	X	X	X	X	X	X	L625
FWGLL12mw-185C-0593-GF	1/30/08	11:45		X					1										X		L625
FWGLL12mw-244C-0599-GW	1/30/08	13:20		X			9	1		3	1		X	X	X	X	X	X	X	X	L639
FWGLL12mw-244C-0599-GF	1/30/08	13:20		X					1										X		L639
FWGLL12mw-246C-0566-GW	1/30/08	15:30		X			9	1		3	1		X	X	X	X	X	X	X	X	606
FWGLL12mw-246C-0566-GF	1/30/08	15:30		X					1										X		606
FWG Team 1 - Trip	1/30/08	08:00		X						3			X								& L786

Possible Hazard Identification: [X] Non-Hazard [ ] Flammable [ ] Skin Irritant [ ] Poison B [ ] Unknown

Sample Disposal: [ ] Return To Client [X] Disposal By Lab [ ] Archive For _____ Months (A fee may be assessed if samples are retained longer than 1 month)

Turn Around Time Required: [ ] 24 Hours [ ] 48 Hours [ ] 7 Days [ ] 14 Days [X] 21 Days [ ] Other Per SOW

QC Requirements (Specify): Metals were field filtered

1. Relinquished By: [signature]	Date: 1-30-08	Time: 1642	1. Received By: Rick Robson	Date: 1-30-08	Time: 1642
2. Relinquished By: Rick Robson	Date: 1-30-08	Time: 1755	2. Received By:	Date:	Time:
3. Relinquished By:	Date:	Time:	3. Received By:	Date:	Time:

Comments: Temps may not meet requirements if sample collection is close to lab pick up time.

All VOAs in cooler #L786. Cooler ID# L786, 59714, L625, L639, 606

DISTRIBUTION: WHITE - Returned to Client with Report; CANARY - Stays with the Sample; PINK - Field Copy

TestAmerica North Canton

16

Chain of Custody Record

SEVERN TRENT **STL**
Severn Trent Laboratories, Inc.

TestAmerica

STL-4124 (0901)

Client: EDM	Project Manager: John Miller	Date: 1-30-08	Chain of Custody Number: 336181
Address: 1800 CARILLON BLVD	Telephone Number (Area Code)/Fax Number: 513 825 1500	Lab Number: 330479396	Page 1 of 1
City: Cincinnati	State: OH	Zip Code: 45240	Site Contact: E Corbin	Lab Contact: M Cobb
Project Name and Location (State): RVAAP (OH) 30240.0006 PM	Carrier/Waybill Number: Lab pickup		
Contract/Purchase Order/Quote No.: PO# 12633			

Sample I.D. No. and Description (Containers for each sample may be combined on one line)	Date	Time	Matrix: Air	Aqueous	Sed.	Soil	Containers & Preservatives: Unpres.	H_2SO_4	HNO_3	HCl	NaOH	ZnAc/NaOH	Analysis: VOC 8260	SVOC 8270	EXPO 8330	Pest 8081	PCB 8082	Cyanide 9012	Bacteriaquat	NO_2/NO_3	Metals 7470/6020		Special Instructions/ Conditions of Receipt
FWG Team 2 - TRIP	1-30-08	0800		X						2			X										Cooler ID #
FWGLL12mw-187C-0594-GW		0950		X			9	1		3	1		X	X	X	X	X	X	X	X			L318
FWGLL12mw-187C-0594-GF		0950		X					1														L526
FWGLL12mw-243C-0598-GW		1130		X			9	1		3	1		X	X	X	X	X	X	X	X	X		L526
FWGLL12mw-243C-0598-GF		1130		X					1														L318
FWGLL12mw-128C-0590-GW		1315		X			27	3		9	3		X	X	X	X	X	X	X	X	X		L318
FWGLL12mw-128C-0590-GF		1315		X					3														MS/MSD L384, L764, L524
FWGEQUIPRinse3-0611-GW	1-30-08	1515		X			9	1	1	3	1		X	X	X	X	X	X	X	X	X		MS/MSD L384, L764, L524
																							L249

Possible Hazard Identification
☒ Non-Hazard ☐ Flammable ☐ Skin Irritant ☐ Poison B ☐ Unknown

Sample Disposal
☐ Return To Client ☒ Disposal By Lab ☐ Archive For _____ Months (A fee may be assessed if samples are retained longer than 1 month)

Turn Around Time Required
☐ 24 Hours ☐ 48 Hours ☐ 7 Days ☐ 14 Days ☒ 21 Days ☐ Other Per SOW

QC Requirements (Specify): Metals were field filtered

1. Relinquished By	Date: 1-30-08	Time: 1642	1. Received By: Rick Robison	Date: 1-30-08	Time: 1642
2. Relinquished By: Rick Robison	Date: 1-30-08	Time: 1755	2. Received By	Date	Time
3. Relinquished By	Date	Time	3. Received By	Date	Time

Comments: Cooler ID# L318, L384, L524, L249 — All VOAs in Cooler L318

DISTRIBUTION: WHITE - Returned to Client with Report; CANARY - Stays with the Sample; PINK - Field Copy

117

Chain of Custody Record

Questions call E. Corbin / John Miller @ EQM for clarifications.

SEVERN TRENT **STL**

Severn Trent Laboratories, Inc. / TestAmerica

STL-4124 (0901)

TestAmerica North Canton

Client: EQM	Project Manager: Johnmiller		Date: 1-30-08	Chain of Custody Number: 117232	
Address: 1800 Carillon Blvd	Telephone Number (Area Code)/Fax Number: 513 825 7500 (fax 7495)		Lab Number: 330497396	Page 1 of 1	
City: Cincinnati	State: OH	Zip Code: 45240	Site Contact: E Corbin	Lab Contact: M Loeb	
Project Name and Location (State): RVAAP (OH) 30240.0006 PN	Carrier/Waybill Number: LAB Pick up				
Contract/Purchase Order/Quote No.: PO# 126333					

Sample I.D. No. and Description (Containers for each sample may be combined on one line)	Date	Time	Matrix: Air	Aqueous	Sed.	Soil	Containers & Preservatives: Unpres.	H_2SO_4	HNO_3	HCl	NaOH	ZnAc/NaOH	Analysis: 8260 VOC	8270 SVOC	8330 EXPO	8081 Pest	8082 PCB	Cyanide 9012	Propellants	Metals unfiltered 6020	Special Instructions/ Conditions of Receipt
FWGLLmw-063C-0565-GW	1-29-08	0845		X			1			2			X		X						
" "	1-29-08	1000		X			1							X							minimum volumes
" "	1-29-08	1600		X			1									X					collected in sufficient
" "	1-30-08	0845		X			1				1						X	X			volume
" "	1-30-08	1210		X			1												X		
FWGLLmw-063C-0565-GF	1-30-08	1545		X			1													X	
FWG Team3-TRIP012908	1-30-08	0800		X						2			X								NOT FILTERED YET.

Possible Hazard Identification: [X] Non-Hazard [ ] Flammable [ ] Skin Irritant [ ] Poison B [ ] Unknown

Sample Disposal: [ ] Return To Client [X] Disposal By Lab [ ] Archive For _____ Months (A fee may be assessed if samples are retained longer than 1 month)

Turn Around Time Required: [ ] 24 Hours [ ] 48 Hours [ ] 7 Days [ ] 14 Days [X] 21 Days [ ] Other Per SOW

QC Requirements (Specify): Metals were ~~not~~ filtered, FILTER+PRESERVE AT LAB!

		Date	Time
1. Relinquished By	RVAAP FRIDGE1	1-29-08	1800
2. Relinquished By		1-30-08	1642
3. Relinquished By	Rick Robson	1-30-08	1755
1. Received By	RVAAP FRIDGE1	1-30-08	0800
2. Received By	Rick Robson	1-30-08	1642
3. Received By		Date	Time

Comments: Temps may not meet requirements if single collection close to lab pickup time. Cooler ID# 720

DISTRIBUTION: WHITE - Returned to Client with Report; CANARY - Stays with the Sample; PINK - Field Copy

TestAmerica North Canton

Chain of Custody Record

SEVERN TRENT **STL** / TestAmerica

Severn Trent Laboratories, Inc.

STL-4124 (0901)

Client: EQM	Project Manager: John Miller			Date: 1-30-08	Chain of Custody Number: 117214
Address: 1800 Carillon Blvd	Telephone Number (Area Code)/Fax Number: 513 825 7500 (FAX 1495)			Lab Number: 330499394	Page 1 of 1
City: Cincinnati	State: OH	Zip Code: 45240	Site Contact: Eric Robison	Lab Contact: Mark Cobb	
Project Name and Location (State): RVAAP (OH) 30240.0006.PM	Carrier/Waybill Number: Cust pickup				
Contract/Purchase Order/Quote No.: PO# 12633					

Analysis (Attach list if more space is needed)

Sample I.D. No. and Description (Containers for each sample may be combined on one line)	Date	Time	Matrix: Aqueous	Sediment	Solid	Oil	Containers & Preservatives: # of Containers	HCl	HNO3	NaOH	ZnAc/NaOH	8260B	8270C	8330	8330B	PCB	Cyanide	Perchlorate	Metals	SVOCs	DRO	GRO	Special Instructions/ Conditions of Receipt
FWGTeam3 TRIP	1-30-08	0800	X				2					X											L468
FWGLL4MW-200C-0582-GW/GF		0910	X				9	1	1	3	1	X	X	X	X	X	X	X	X	X			L10-1
FWGLL2MW-242C-0557-GW/GF	V	1105	X				9	1	1	3	1	X	X	X	X	X	X	X	X	X			L414
FWGLL2MW-113C-0589-GW/GF	1-30-08	1325	X				9	1	1	3	1	X	X	X	X	X	X	X	X	X			L468

Possible Hazard Identification

X Non-Hazard ☐ Flammable ☐ Skin Irritant ☐ Poison B ☐ Unknown

Sample Disposal: ☐ Return To Client ☑ Disposal By Lab ☐ Archive For _____ Months (A fee may be assessed if samples are retained longer than 1 month)

Turn Around Time Required: ☐ 24 Hours ☐ 48 Hours ☐ 7 Days ☐ 14 Days ☒ 21 Days ☐ Other Per SOW

QC Requirements (Specify): Metals were field filtered.

1. Relinquished By: Jeremy Ham	Date: 1-30-08	Time: 1642	1. Received By: Rick Robison	Date: 1-30-08	Time: 1642
2. Relinquished By: Rick Robison	Date: 1-30-08	Time: 1755	2. Received By:	Date:	Time:
3. Relinquished By:	Date:	Time:	3. Received By:	Date:	Time:

Comments: Temps may not meet requirements if sample collector is close to lab pick up time.

DISTRIBUTION: WHITE - Returned to Client with Report; CANARY - Stays with the Sample; PINK - Field Copy

ALL VOA in L468 COOLER ID# L414, L468, L10-1

8330 EXPLOSIVES DATA

Ravenna, OH Data Review Checklist

Project Number: 030240.0006.05
Sample Event: January 2008
Data Reviewer/Date: Angye Dragotta / March 7, 2008

SDG: A8A310101 R0
Analysis: SW846 8330 Explosives

Review Questions:	Yes	No	N/A	Comments	QUAL/Criteria
1. Did Chain-of-Custody information agree with laboratory report?	✓			COC#: 117215,336181,117232 and 117214;	
2. Were samples preserved properly and received in good condition?	✓			Sample coolers were received between 0.2 and 5.2°C. Upon receipt, it was documented by the laboratory, that the samples were not frozen and received in good condition. No qualifications were made to sample results based on temperatures less than 2°C.	QAPP Table 4-2
3. Were holding times met?	✓			Samples collected 1/29/08 and 1/30/08, extracted on 2/4/08, and analyzed on 2/8/08.	QAPP Table 4-2 J/UJ/R
4. Were sample storage requirements met?	✓				QAPP Table 4-2
5. Were QAPP specified PQLs achieved?	✓				QAPP Tale 3-7
6. Were all QAPP-specified target analytes reported?	✓				QAPP Table 3-7
7. Was a MDL Level Verification analyzed once per quarter with all target analytes detected?	✓			LC10 2/6/08@1421 LC9 2/6/08@1512	LCG Table 5 R
8. Was a MRL Level verification run at the beginning and end of every daily sequence or every 12 hours? Was the %D < 30%?		✓		LC10 2/7/08 @ 2304, 2/8/08 @0942, 2218. MRL check at 2218 was 36 min out of twelve-hour clock. No qualifications made as MRL was within control limits. LC9 2/7/08 @1633. 2/8/08 @0603,1918 - 4-Nitrotoluene was not spiked and/or did not recover. No qualifications made as LC9 was used as confirmation and no samples from LC10 analysis had detected concentrations of 4-Nitrotoluene. MRL check at 1918 was 15 min out of twelve-hour clock. No qualifications made as MRL was within control limits.	LCG Table 5 >30%=J
9. Does the initial calibration curve consist of 5 concentration levels? (6 stds for quadratic curves)	✓			ICAL: LC10 10/20/07 @2259, LC9 2/3/08 @0018 Stds: 5,10,20,50,100,200,500,1000	STL SOP Section 10.2, LCG R
10. Were all target analytes %RSD ≤ 20%? OR was the average RSD ≤ 20%?	✓				LCG Table 5 >20% RSD=J/R
11. If a linear regression curve was used, was the correlation coefficient r≥0.995? (0.990 for Quadratic curve)			✓		STL SOP Section 10.4, LCG R<0.99=-J/R
12. Was a second source verification (ICV) analyzed after the ICAL and all analytes 85-115%?	✓			LC10 10/21/07 @0045 LC9 2/3/08 @0802- 4-Nitrotoluene was not spiked and/or did not recover. No qualifications made as LC9 was used as confirmation.	STL SOP Section 9.9 >115%=J; 80-85%=J/UJ; <80%=J/R

Ravenna, OH Data Review Checklist

Project Number: 030240.0006.05
Sample Event: January 2008
Data Reviewer/Date: Angye Dragotta / March 7, 2008

SDG: A8A310101 R0
Analysis: SW846 8330 Explosives

Review Questions:	Yes	No	N/A	Comments	QUAL/Criteria
13. Was a CCV run at least every 10 samples and at the end of the analytical run?	✓				STL SOP Section 10.9
14. Was the average %D (difference or drift) for all target analytes < 15%?		✓		LC10 2/7/08 @ 2211, 2/8/08 @0849, 2125. CCV at 0849 was 36 min out of twelve-hour clock. No qualifications made as CCV was within control limits with the exception of tetryl. The tetryl CCV % recovery was high, but samples results were non-detect. LC9 2/7/08 @1527. 2/8/08 @0457,1812 - 4-Nitrotoluene was not spiked and/or did not recover. No qualifications made as LC9 was used as confirmation and no samples from LC10 analysis had detected concentrations of 4-Nitrotoluene. CCV at 1812 was 15 min out of twelve-hour clock. No qualifications made as CCVs were within control limits.	LCG Table 5 D>15% (neg) = J/R D>15% (pos) = J
15. Was a method blank prepared and analyzed with each batch?	✓				LCG Attachment A Section 5.6
16. Were target analytes reported in the method blank <1/2 the MRL?	✓			A filter blank was also analyzed with no detected concentrations >1/2 MRL.	LCG Table 5 <5x = B
17. Was a field blank collected and analyzed?	✓			FWGEQUIPRinse3-0611-GW	
18. Were target analytes reported in the field blank analyses < ½ the MRL?	✓				<5x=B
19. Was a field duplicate analyzed? Were the RPDs ≤30%?	✓			FWGLL12mw-DUP4-0604-GW was a field duplicate for FWGLL12mw-245C-0600-GW.	QAPP Table 3-2 RPD >30=J
20. Were all positive results confirmed with a second column confirmation? Was the RPD ≤ 40%?	✓				LCG Table 5 RPD>40%=J
21. Was an LCS prepared and analyzed with each batch?	✓				STL SOP Section 9.6
22. Were the LCS recoveries within limits specified in LCG Appendix C?	✓				LCG Appendix C <UL=J; 30-LL=J/UJ; <30%=J/R
23. Was a MS/MSD pair prepared with each batch?	✓				STL SOP Section 9.7
24. Was the MS/MSD parent sample a Ravenna sample?	✓			Sample FWGLL12mw-128c-0590-GW was the parent	

Ravenna, OH Data Review Checklist

Project Number: 030240.0006.05
Sample Event: January 2008
Data Reviewer/Date: Angye Dragotta / March 7, 2008

SDG: A8A310101 R0
Analysis: SW846 8330 Explosives

Review Questions:	Yes	No	N/A	Comments	QUAL/Criteria
25. Were MS/MSD recoveries 40-140% and RPD ≤20%?	✓				QAPP Table 3-2 Pj
27. Were reported sample concentrations within calibration range?	✓				
28. Were surrogate recoveries 50-150?	✓				LCG Section 5.9 >UL=J; *10-LL=J/UJ; <10%=J/R*
29. Were laboratory-generated Quality Control Exception Reports issued? If yes, summarize contents.		✓			
30. Were lab comments included in report? If yes, summarize contents.	✓			*See narrative.*	

References: Louisville Chemistry Guidelines (LCG), USACE June 2002 version 5; Section I "Chemical Analysis Criteria" Table 5 and Attachment A "Data Validation Guidelines.

Final Quality Assurance Project Plan (QAPP) Addendum for the Facility-Wide Groundwater Monitoring Program Ravenna Army Ammunition Plant, Ravenna, OH, Portage Environmental September 2004

STL SOP SAC-LC-0009 Rev. 2.0- Determination of Nitroaromatic, Nitramines, and Specialty Explosives Based on Method 8330, SW-846.

Additional Comments: Samples FWGLL12mw-244c-0599-GW, FWGLL12mw-243c-0598-GW, FWGLL12mw-128c-0590-GW, FWGLL1mw-063c-0565-GW, FWGLL12mw-242c-0597-GW and FWGLL12mw-113c-0589-GW were filtered by the lab prior to analysis due to high sediment content.

Environmental Quality Mgt., Inc.

Client Sample ID: FWGLL12mw-245C-0600-GW

HPLC

Lot-Sample #...: A8A310101-001 **Work Order #...:** KGCKR1AA **Matrix.....:** WG
Date Sampled...: 01/30/08 09:10 **Date Received..:** 01/31/08
Prep Date.....: 02/04/08 **Analysis Date..:** 02/08/08
Prep Batch #...: 8035203
Dilution Factor: 0.97 **Method.....:** SW846 8330

PARAMETER	RESULT	REPORTING LIMIT	UNITS	MDL
PETN	ND	0.63	ug/L	0.29
Nitroglycerin	ND	0.63	ug/L	0.32
2-Amino-4,6-dinitrotoluene	ND	0.097	ug/L	0.097
4-Amino-2,6-dinitrotoluene	ND	0.097	ug/L	0.048
1,3-Dinitrobenzene	ND	0.097	ug/L	0.048
2,4-Dinitrotoluene	ND	0.097	ug/L	0.048
2,6-Dinitrotoluene	ND	0.097	ug/L	0.048
HMX	ND	0.097	ug/L	0.035
Nitrobenzene	ND	0.097	ug/L	0.048
2-Nitrotoluene	ND	0.48	ug/L	0.085
3-Nitrotoluene	ND	0.48	ug/L	0.055
4-Nitrotoluene	ND	0.48	ug/L	0.085
RDX	ND	0.097	ug/L	0.035
Tetryl	ND	0.097	ug/L	0.048
1,3,5-Trinitrobenzene	ND	0.097	ug/L	0.029
2,4,6-Trinitrotoluene	ND	0.097	ug/L	0.048

SURROGATE	PERCENT RECOVERY	RECOVERY LIMITS
3,4-Dinitrotoluene	93	(83 - 113)

Environmental Quality Mgt., Inc.

Client Sample ID: FWGLL12mw-DUP4-0604-GW

HPLC

Lot-Sample #...: A8A310101-002 **Work Order #...:** KGCKV1AA **Matrix.....:** WG
Date Sampled...: 01/30/08 09:10 **Date Received..:** 01/31/08
Prep Date.....: 02/04/08 **Analysis Date..:** 02/08/08
Prep Batch #...: 8035203
Dilution Factor: 1.01 **Method.....:** SW846 8330

PARAMETER	RESULT	REPORTING LIMIT	UNITS	MDL
PETN	ND	0.66	ug/L	0.30
Nitroglycerin	ND	0.66	ug/L	0.33
2-Amino-4,6-dinitrotoluene	ND	0.10	ug/L	0.10
4-Amino-2,6-dinitrotoluene	ND	0.10	ug/L	0.050
1,3-Dinitrobenzene	ND	0.10	ug/L	0.050
2,4-Dinitrotoluene	ND	0.10	ug/L	0.050
2,6-Dinitrotoluene	ND	0.10	ug/L	0.050
HMX	ND	0.10	ug/L	0.036
Nitrobenzene	ND	0.10	ug/L	0.050
2-Nitrotoluene	ND	0.50	ug/L	0.089
3-Nitrotoluene	ND	0.50	ug/L	0.058
4-Nitrotoluene	ND	0.50	ug/L	0.089
RDX	ND	0.10	ug/L	0.036
Tetryl	ND	0.10	ug/L	0.050
1,3,5-Trinitrobenzene	ND	0.10	ug/L	0.030
2,4,6-Trinitrotoluene	ND	0.10	ug/L	0.050

SURROGATE	PERCENT RECOVERY	RECOVERY LIMITS
3,4-Dinitrotoluene	98	(83 - 113)

Environmental Quality Mgt., Inc.

Client Sample ID: FWGLL12mw-185C-0593-GW

HPLC

Lot-Sample #...: A8A310101-003 **Work Order #...:** KGCK11AA **Matrix.....:** WG
Date Sampled...: 01/30/08 11:45 **Date Received..:** 01/31/08
Prep Date.....: 02/04/08 **Analysis Date..:** 02/08/08
Prep Batch #...: 8035203
Dilution Factor: 0.96 **Method.....:** SW846 8330

PARAMETER	RESULT	REPORTING LIMIT	UNITS	MDL
PETN	ND	0.62	ug/L	0.29
Nitroglycerin	ND	0.62	ug/L	0.32
2-Amino-4,6-dinitrotoluene	ND	0.096	ug/L	0.096
4-Amino-2,6-dinitrotoluene	ND	0.096	ug/L	0.048
1,3-Dinitrobenzene	ND	0.096	ug/L	0.048
2,4-Dinitrotoluene	ND	0.096	ug/L	0.048
2,6-Dinitrotoluene	ND	0.096	ug/L	0.048
HMX	ND	0.096	ug/L	0.035
Nitrobenzene	**0.071 J**	**0.096**	**ug/L**	**0.048**
2-Nitrotoluene	ND	0.48	ug/L	0.084
3-Nitrotoluene	ND	0.48	ug/L	0.055
4-Nitrotoluene	ND	0.48	ug/L	0.084
RDX	ND	0.096	ug/L	0.035
Tetryl	ND	0.096	ug/L	0.048
1,3,5-Trinitrobenzene	ND	0.096	ug/L	0.029
2,4,6-Trinitrotoluene	ND	0.096	ug/L	0.048

SURROGATE	PERCENT RECOVERY	RECOVERY LIMITS
3,4-Dinitrotoluene	100	(83 - 113)

NOTE(S):

J Estimated result. Result is less than RL.

Environmental Quality Mgt., Inc.

Client Sample ID: FWGLL12mw-244C-0599-GW

HPLC

Lot-Sample #...: A8A310101-004 **Work Order #...:** KGCK21AA **Matrix.....:** WG
Date Sampled...: 01/30/08 13:20 **Date Received..:** 01/31/08
Prep Date.....: 02/04/08 **Analysis Date..:** 02/08/08
Prep Batch #...: 8035203
Dilution Factor: 1.02 **Method.....:** SW846 8330

PARAMETER	RESULT	REPORTING LIMIT	UNITS	MDL
PETN	ND	0.66	ug/L	0.31
Nitroglycerin	ND	0.66	ug/L	0.34
2-Amino-4,6-dinitrotoluene	ND	0.10	ug/L	0.10
4-Amino-2,6-dinitrotoluene	ND	0.10	ug/L	0.051
1,3-Dinitrobenzene	ND	0.10	ug/L	0.051
2,4-Dinitrotoluene	ND	0.10	ug/L	0.051
2,6-Dinitrotoluene	ND	0.10	ug/L	0.051
HMX	ND	0.10	ug/L	0.037
Nitrobenzene	ND	0.10	ug/L	0.051
2-Nitrotoluene	ND	0.51	ug/L	0.090
3-Nitrotoluene	ND	0.51	ug/L	0.058
4-Nitrotoluene	ND	0.51	ug/L	0.090
RDX	ND	0.10	ug/L	0.037
Tetryl	ND	0.10	ug/L	0.051
1,3,5-Trinitrobenzene	ND	0.10	ug/L	0.031
2,4,6-Trinitrotoluene	ND	0.10	ug/L	0.051

SURROGATE	PERCENT RECOVERY	RECOVERY LIMITS
3,4-Dinitrotoluene	93	(83 - 113)

Environmental Quality Mgt., Inc.

Client Sample ID: FWGLL12mw-246C-0566-GW

HPLC

Lot-Sample #...: A8A310101-005 **Work Order #...:** KGCK31AA **Matrix.....:** WG
Date Sampled...: 01/30/08 15:30 **Date Received..:** 01/31/08
Prep Date.....: 02/04/08 **Analysis Date..:** 02/08/08
Prep Batch #...: 8035203
Dilution Factor: 0.98 **Method.....:** SW846 8330

PARAMETER	RESULT	REPORTING LIMIT	UNITS	MDL
PETN	ND	0.64	ug/L	0.29
Nitroglycerin	ND	0.64	ug/L	0.32
2-Amino-4,6-dinitrotoluene	ND	0.098	ug/L	0.098
4-Amino-2,6-dinitrotoluene	ND	0.098	ug/L	0.049
1,3-Dinitrobenzene	ND	0.098	ug/L	0.049
2,4-Dinitrotoluene	ND	0.098	ug/L	0.049
2,6-Dinitrotoluene	ND	0.098	ug/L	0.049
HMX	ND	0.098	ug/L	0.035
Nitrobenzene	ND	0.098	ug/L	0.049
2-Nitrotoluene	ND	0.49	ug/L	0.086
3-Nitrotoluene	ND	0.49	ug/L	0.056
4-Nitrotoluene	ND	0.49	ug/L	0.086
RDX	ND	0.098	ug/L	0.035
Tetryl	ND	0.098	ug/L	0.049
1,3,5-Trinitrobenzene	ND	0.098	ug/L	0.029
2,4,6-Trinitrotoluene	ND	0.098	ug/L	0.049

SURROGATE	PERCENT RECOVERY	RECOVERY LIMITS
3,4-Dinitrotoluene	100	(83 - 113)

Environmental Quality Mgt., Inc.

Client Sample ID: FWGLL12mw-187C-0594-GW

HPLC

Lot-Sample #...: A8A310101-006 **Work Order #...:** KGCK51AA **Matrix.....:** WG
Date Sampled...: 01/30/08 09:50 **Date Received..:** 01/31/08
Prep Date.....: 02/04/08 **Analysis Date..:** 02/08/08
Prep Batch #...: 8035203
Dilution Factor: 0.96 **Method.....:** SW846 8330

PARAMETER	RESULT	REPORTING LIMIT	UNITS	MDL
PETN	ND	0.62	ug/L	0.29
Nitroglycerin	ND	0.62	ug/L	0.32
2-Amino-4,6-dinitrotoluene	ND	0.096	ug/L	0.096
4-Amino-2,6-dinitrotoluene	ND	0.096	ug/L	0.048
1,3-Dinitrobenzene	ND	0.096	ug/L	0.048
2,4-Dinitrotoluene	ND	0.096	ug/L	0.048
2,6-Dinitrotoluene	ND	0.096	ug/L	0.048
HMX	ND	0.096	ug/L	0.035
Nitrobenzene	ND	0.096	ug/L	0.048
2-Nitrotoluene	ND	0.48	ug/L	0.084
3-Nitrotoluene	ND	0.48	ug/L	0.055
4-Nitrotoluene	ND	0.48	ug/L	0.084
RDX	ND	0.096	ug/L	0.035
Tetryl	ND	0.096	ug/L	0.048
1,3,5-Trinitrobenzene	ND	0.096	ug/L	0.029
2,4,6-Trinitrotoluene	ND	0.096	ug/L	0.048

SURROGATE	PERCENT RECOVERY	RECOVERY LIMITS
3,4-Dinitrotoluene	97	(83 - 113)

Environmental Quality Mgt., Inc.

Client Sample ID: FWGLL12mw-243C-0598-GW

HPLC

Lot-Sample #...: A8A310101-007 **Work Order #...:** KGCK71AA **Matrix.....:** WG
Date Sampled...: 01/30/08 11:30 **Date Received..:** 01/31/08
Prep Date.....: 02/04/08 **Analysis Date..:** 02/08/08
Prep Batch #...: 8035203
Dilution Factor: 0.97 **Method.....:** SW846 8330

PARAMETER	RESULT	REPORTING LIMIT	UNITS	MDL
PETN	ND	0.63	ug/L	0.29
Nitroglycerin	ND	0.63	ug/L	0.32
2-Amino-4,6-dinitrotoluene	ND	0.097	ug/L	0.097
4-Amino-2,6-dinitrotoluene	ND	0.097	ug/L	0.048
1,3-Dinitrobenzene	ND	0.097	ug/L	0.048
2,4-Dinitrotoluene	ND	0.097	ug/L	0.048
2,6-Dinitrotoluene	ND	0.097	ug/L	0.048
HMX	ND	0.097	ug/L	0.035
Nitrobenzene	**0.051 J**	**0.097**	**ug/L**	**0.048**
2-Nitrotoluene	ND	0.48	ug/L	0.085
3-Nitrotoluene	ND	0.48	ug/L	0.055
4-Nitrotoluene	ND	0.48	ug/L	0.085
RDX	ND	0.097	ug/L	0.035
Tetryl	ND	0.097	ug/L	0.048
1,3,5-Trinitrobenzene	ND	0.097	ug/L	0.029
2,4,6-Trinitrotoluene	ND	0.097	ug/L	0.048

SURROGATE	PERCENT RECOVERY	RECOVERY LIMITS
3,4-Dinitrotoluene	94	(83 - 113)

NOTE(S):

J Estimated result. Result is less than RL.

Environmental Quality Mgt., Inc.

Client Sample ID: FWGLL12mw-128C-0590-GW

HPLC

Lot-Sample #...: A8A310101-008 **Work Order #...:** KGCLC1AA **Matrix.....:** WG
Date Sampled...: 01/30/08 13:15 **Date Received..:** 01/31/08
Prep Date.....: 02/04/08 **Analysis Date..:** 02/08/08
Prep Batch #...: 8035203
Dilution Factor: 1.08 **Method.....:** SW846 8330

PARAMETER	RESULT	REPORTING LIMIT	UNITS	MDL
PETN	ND	0.70	ug/L	0.32
Nitroglycerin	ND	0.70	ug/L	0.36
2-Amino-4,6-dinitrotoluene	ND	0.11	ug/L	0.11
4-Amino-2,6-dinitrotoluene	ND	0.11	ug/L	0.054
1,3-Dinitrobenzene	ND	0.11	ug/L	0.054
2,4-Dinitrotoluene	ND	0.11	ug/L	0.054
2,6-Dinitrotoluene	ND	0.11	ug/L	0.054
HMX	ND	0.11	ug/L	0.039
Nitrobenzene	ND	0.11	ug/L	0.054
2-Nitrotoluene	ND	0.54	ug/L	0.095
3-Nitrotoluene	**0.098 J**	**0.54**	**ug/L**	**0.062**
4-Nitrotoluene	ND	0.54	ug/L	0.095
RDX	ND	0.11	ug/L	0.039
Tetryl	ND	0.11	ug/L	0.054
1,3,5-Trinitrobenzene	ND	0.11	ug/L	0.032
2,4,6-Trinitrotoluene	ND	0.11	ug/L	0.054

SURROGATE	PERCENT RECOVERY	RECOVERY LIMITS
3,4-Dinitrotoluene	101	(83 - 113)

NOTE(S):

J Estimated result. Result is less than RL.

Environmental Quality Mgt., Inc.

Client Sample ID: FWGEQUIPRINSE3-0611-GW

HPLC

Lot-Sample #...: A8A310101-009 **Work Order #...:** KGCLE1AA **Matrix.....:** WQ
Date Sampled...: 01/30/08 15:15 **Date Received..:** 01/31/08
Prep Date.....: 02/04/08 **Analysis Date..:** 02/08/08
Prep Batch #...: 8035203
Dilution Factor: 1.02 **Method.....:** SW846 8330

PARAMETER	RESULT	REPORTING LIMIT	UNITS	MDL
PETN	ND	0.66	ug/L	0.31
Nitroglycerin	ND	0.66	ug/L	0.34
2-Amino-4,6-dinitrotoluene	ND	0.10	ug/L	0.10
4-Amino-2,6-dinitrotoluene	ND	0.10	ug/L	0.051
1,3-Dinitrobenzene	ND	0.10	ug/L	0.051
2,4-Dinitrotoluene	ND	0.10	ug/L	0.051
2,6-Dinitrotoluene	ND	0.10	ug/L	0.051
HMX	ND	0.10	ug/L	0.037
Nitrobenzene	ND	0.10	ug/L	0.051
2-Nitrotoluene	ND	0.51	ug/L	0.090
3-Nitrotoluene	ND	0.51	ug/L	0.058
4-Nitrotoluene	ND	0.51	ug/L	0.090
RDX	ND	0.10	ug/L	0.037
Tetryl	ND	0.10	ug/L	0.051
1,3,5-Trinitrobenzene	ND	0.10	ug/L	0.031
2,4,6-Trinitrotoluene	ND	0.10	ug/L	0.051

SURROGATE	PERCENT RECOVERY	RECOVERY LIMITS
3,4-Dinitrotoluene	96	(83 - 113)

Environmental Quality Mgt., Inc.

Client Sample ID: FWGLL4mw-200C-0586-GW

HPLC

Lot-Sample #...: A8A310101-012 **Work Order #...:** KGCN11AA **Matrix.....:** WG
Date Sampled...: 01/30/08 09:10 **Date Received..:** 01/31/08
Prep Date.....: 02/04/08 **Analysis Date..:** 02/08/08
Prep Batch #...: 8035203
Dilution Factor: 0.97 **Method.....:** SW846 8330

PARAMETER	RESULT	REPORTING LIMIT	UNITS	MDL
PETN	ND	0.63	ug/L	0.29
Nitroglycerin	ND	0.63	ug/L	0.32
2-Amino-4,6-dinitrotoluene	ND	0.097	ug/L	0.097
4-Amino-2,6-dinitrotoluene	ND	0.097	ug/L	0.048
1,3-Dinitrobenzene	ND	0.097	ug/L	0.048
2,4-Dinitrotoluene	ND	0.097	ug/L	0.048
2,6-Dinitrotoluene	ND	0.097	ug/L	0.048
HMX	ND	0.097	ug/L	0.035
Nitrobenzene	ND	0.097	ug/L	0.048
2-Nitrotoluene	ND	0.48	ug/L	0.085
3-Nitrotoluene	ND	0.48	ug/L	0.055
4-Nitrotoluene	ND	0.48	ug/L	0.085
RDX	ND	0.097	ug/L	0.035
Tetryl	ND	0.097	ug/L	0.048
1,3,5-Trinitrobenzene	ND	0.097	ug/L	0.029
2,4,6-Trinitrotoluene	ND	0.097	ug/L	0.048

SURROGATE	PERCENT RECOVERY	RECOVERY LIMITS
3,4-Dinitrotoluene	97	(83 - 113)

Environmental Quality Mgt., Inc.

Client Sample ID: FWGLL12mw-242C-0597-GW

HPLC

Lot-Sample #...: A8A310101-013 **Work Order #...:** KGCN21AA **Matrix.....:** WG
Date Sampled...: 01/30/08 11:05 **Date Received..:** 01/31/08
Prep Date.....: 02/04/08 **Analysis Date..:** 02/08/08
Prep Batch #...: 8035203
Dilution Factor: 1 **Method.....:** SW846 8330

PARAMETER	RESULT	REPORTING LIMIT	UNITS	MDL
PETN	ND	0.65	ug/L	0.30
Nitroglycerin	ND	0.65	ug/L	0.33
2-Amino-4,6-dinitrotoluene	ND	0.10	ug/L	0.10
4-Amino-2,6-dinitrotoluene	ND	0.10	ug/L	0.050
1,3-Dinitrobenzene	ND	0.10	ug/L	0.050
2,4-Dinitrotoluene	ND	0.10	ug/L	0.050
2,6-Dinitrotoluene	ND	0.10	ug/L	0.050
HMX	ND	0.10	ug/L	0.036
Nitrobenzene	ND	0.10	ug/L	0.050
2-Nitrotoluene	ND	0.50	ug/L	0.088
3-Nitrotoluene	ND	0.50	ug/L	0.057
4-Nitrotoluene	ND	0.50	ug/L	0.088
RDX	ND	0.10	ug/L	0.036
Tetryl	ND	0.10	ug/L	0.050
1,3,5-Trinitrobenzene	**0.045 J**	**0.10**	**ug/L**	**0.030**
2,4,6-Trinitrotoluene	ND	0.10	ug/L	0.050

SURROGATE	PERCENT RECOVERY	RECOVERY LIMITS
3,4-Dinitrotoluene	88	(83 - 113)

NOTE(S):

J Estimated result. Result is less than RL.

Environmental Quality Mgt., Inc.

Client Sample ID: FWGLL12mw-113C-0589-GW

HPLC

Lot-Sample #...: A8A310101-014 **Work Order #...:** KGCN31AA **Matrix.....:** WG
Date Sampled...: 01/30/08 13:25 **Date Received..:** 01/31/08
Prep Date.....: 02/04/08 **Analysis Date..:** 02/08/08
Prep Batch #...: 8035203
Dilution Factor: 0.9 **Method.....:** SW846 8330

PARAMETER	RESULT	REPORTING LIMIT	UNITS	MDL
PETN	ND	0.58	ug/L	0.27
Nitroglycerin	ND	0.58	ug/L	0.30
2-Amino-4,6-dinitrotoluene	ND	0.090	ug/L	0.090
4-Amino-2,6-dinitrotoluene	ND	0.090	ug/L	0.045
1,3-Dinitrobenzene	ND	0.090	ug/L	0.045
2,4-Dinitrotoluene	ND	0.090	ug/L	0.045
2,6-Dinitrotoluene	ND	0.090	ug/L	0.045
HMX	ND	0.090	ug/L	0.032
Nitrobenzene	ND	0.090	ug/L	0.045
2-Nitrotoluene	ND	0.45	ug/L	0.079
3-Nitrotoluene	ND	0.45	ug/L	0.051
4-Nitrotoluene	ND	0.45	ug/L	0.079
RDX	ND	0.090	ug/L	0.032
Tetryl	ND	0.090	ug/L	0.045
1,3,5-Trinitrobenzene	ND	0.090	ug/L	0.027
2,4,6-Trinitrotoluene	ND	0.090	ug/L	0.045

SURROGATE	PERCENT RECOVERY	RECOVERY LIMITS
3,4-Dinitrotoluene	78 *	(83 - 113)

NOTE(S):

* Surrogate recovery is outside stated control limits.

Environmental Quality Mgt., Inc.

Client Sample ID: FWGLL1mw-063C-0565-GW

HPLC

Lot-Sample #...: A8A310101-010 **Work Order #...:** KGCLK1AA **Matrix.....:** WG
Date Sampled...: 01/29/08 08:45 **Date Received..:** 01/31/08
Prep Date.....: 02/04/08 **Analysis Date..:** 02/08/08
Prep Batch #...: 8035203
Dilution Factor: 1.17 **Method.....:** SW846 8330

PARAMETER	RESULT	REPORTING LIMIT	UNITS	MDL
PETN	ND	0.76	ug/L	0.35
Nitroglycerin	ND	0.76	ug/L	0.39
2-Amino-4,6-dinitrotoluene	ND	0.12	ug/L	0.12
4-Amino-2,6-dinitrotoluene	**0.69**	**0.12**	**ug/L**	**0.058**
1,3-Dinitrobenzene	ND	0.12	ug/L	0.058
2,4-Dinitrotoluene	**0.13**	**0.12**	**ug/L**	**0.058**
2,6-Dinitrotoluene	**0.19**	**0.12**	**ug/L**	**0.058**
HMX	**1.4**	**0.12**	**ug/L**	**0.042**
Nitrobenzene	ND	0.12	ug/L	0.058
2-Nitrotoluene	ND	0.58	ug/L	0.10
3-Nitrotoluene	ND	0.58	ug/L	0.067
4-Nitrotoluene	ND	0.58	ug/L	0.10
RDX	**0.18**	**0.12**	**ug/L**	**0.042**
Tetryl	ND	0.12	ug/L	0.058
1,3,5-Trinitrobenzene	**0.042 J**	**0.12**	**ug/L**	**0.035**
2,4,6-Trinitrotoluene	ND	0.12	ug/L	0.058

SURROGATE	PERCENT RECOVERY	RECOVERY LIMITS
3,4-Dinitrotoluene	101	(83 - 113)

NOTE(S):

J Estimated result. Result is less than RL.

METHOD BLANK REPORT

HPLC

Client Lot #...: A8A310101 **Work Order #...:** KGHT91AD **Matrix.....:** WATER
MB Lot-Sample #: G8B040000-203

Prep Date.....: 02/04/08
Analysis Date..: 02/08/08 **Prep Batch #...:** 8035203
Dilution Factor: 1

PARAMETER	RESULT	REPORTING LIMIT	UNITS	METHOD
Nitroglycerin	ND	0.65	ug/L	SW846 8330
PETN	ND	0.65	ug/L	SW846 8330
2-Amino-4,6-dinitrotoluene	ND	0.10	ug/L	SW846 8330
4-Amino-2,6-dinitrotoluene	ND	0.10	ug/L	SW846 8330
1,3-Dinitrobenzene	ND	0.10	ug/L	SW846 8330
2,4-Dinitrotoluene	ND	0.10	ug/L	SW846 8330
2,6-Dinitrotoluene	ND	0.10	ug/L	SW846 8330
HMX	ND	0.10	ug/L	SW846 8330
Nitrobenzene	ND	0.10	ug/L	SW846 8330
2-Nitrotoluene	ND	0.50	ug/L	SW846 8330
3-Nitrotoluene	ND	0.50	ug/L	SW846 8330
4-Nitrotoluene	ND	0.50	ug/L	SW846 8330
RDX	ND	0.10	ug/L	SW846 8330
Tetryl	ND	0.10	ug/L	SW846 8330
1,3,5-Trinitrobenzene	ND	0.10	ug/L	SW846 8330
2,4,6-Trinitrotoluene	ND	0.10	ug/L	SW846 8330

SURROGATE	PERCENT RECOVERY	RECOVERY LIMITS
3,4-Dinitrotoluene	93	(83 - 113)

NOTE(S):

Calculations are performed before rounding to avoid round-off errors in calculated results.

METHOD BLANK REPORT

HPLC

Client Lot #...: A8A310101 **Work Order #...:** KGHT91AA **Matrix.....:** WATER
MB Lot-Sample #: G8B040000-203

Prep Date.....: 02/04/08
Analysis Date..: 02/08/08 **Prep Batch #...:** 8035203
Dilution Factor: 1

PARAMETER	RESULT	REPORTING LIMIT	UNITS	METHOD
Nitroglycerin	ND	0.65	ug/L	SW846 8330
PETN	ND	0.65	ug/L	SW846 8330
2-Amino-4,6-dinitrotoluene	ND	0.10	ug/L	SW846 8330
4-Amino-2,6-dinitrotoluene	ND	0.10	ug/L	SW846 8330
1,3-Dinitrobenzene	ND	0.10	ug/L	SW846 8330
2,4-Dinitrotoluene	ND	0.10	ug/L	SW846 8330
2,6-Dinitrotoluene	ND	0.10	ug/L	SW846 8330
HMX	ND	0.10	ug/L	SW846 8330
Nitrobenzene	ND	0.10	ug/L	SW846 8330
2-Nitrotoluene	ND	0.50	ug/L	SW846 8330
3-Nitrotoluene	ND	0.50	ug/L	SW846 8330
4-Nitrotoluene	ND	0.50	ug/L	SW846 8330
RDX	ND	0.10	ug/L	SW846 8330
Tetryl	ND	0.10	ug/L	SW846 8330
1,3,5-Trinitrobenzene	ND	0.10	ug/L	SW846 8330
2,4,6-Trinitrotoluene	ND	0.10	ug/L	SW846 8330

SURROGATE	PERCENT RECOVERY	RECOVERY LIMITS
3,4-Dinitrotoluene	92	(83 - 113)

NOTE(S):

Calculations are performed before rounding to avoid round-off errors in calculated results.

LABORATORY CONTROL SAMPLE EVALUATION REPORT

HPLC

Client Lot #...: A8A310101 **Work Order #...:** KGHT91AC **Matrix.....:** WATER
LCS Lot-Sample#: G8B040000-203
Prep Date.....: 02/04/08 **Analysis Date..:** 02/08/08
Prep Batch #...: 8035203
Dilution Factor: 1

PARAMETER	PERCENT RECOVERY	RECOVERY LIMITS	METHOD
Nitroglycerin	101	(81 - 111)	SW846 8330
PETN	96	(83 - 113)	SW846 8330
2-Amino-4,6-dinitrotoluene	99	(83 - 116)	SW846 8330
4-Amino-2,6-dinitrotoluene	96	(79 - 110)	SW846 8330
1,3-Dinitrobenzene	103	(90 - 124)	SW846 8330
2,4-Dinitrotoluene	101	(85 - 117)	SW846 8330
2,6-Dinitrotoluene	101	(84 - 119)	SW846 8330
HMX	98	(88 - 123)	SW846 8330
Nitrobenzene	103	(85 - 124)	SW846 8330
2-Nitrotoluene	102	(81 - 117)	SW846 8330
3-Nitrotoluene	95	(77 - 118)	SW846 8330
4-Nitrotoluene	96	(80 - 120)	SW846 8330
RDX	108	(91 - 121)	SW846 8330
Tetryl	75	(72 - 115)	SW846 8330
1,3,5-Trinitrobenzene	103	(87 - 123)	SW846 8330
2,4,6-Trinitrotoluene	88	(82 - 118)	SW846 8330

SURROGATE	PERCENT RECOVERY	RECOVERY LIMITS
3,4-Dinitrotoluene	97	(83 - 113)

NOTE(S):

Calculations are performed before rounding to avoid round-off errors in calculated results.

Bold print denotes control parameters

MATRIX SPIKE SAMPLE EVALUATION REPORT

HPLC

Client Lot #...: A8A310101 **Work Order #...:** KGCLC1AC-MS **Matrix.....:** WG
MS Lot-Sample #: A8A310101-008 KGCLC1AD-MSD
Date Sampled...: 01/30/08 13:15 **Date Received..:** 01/31/08
Prep Date.....: 02/04/08 **Analysis Date..:** 02/08/08
Prep Batch #...: 8035203
Dilution Factor: 0.99

PARAMETER	PERCENT RECOVERY	RECOVERY LIMITS	RPD	RPD LIMITS	METHOD
Nitroglycerin	107	(81 - 111)			SW846 8330
	104	(81 - 111)	1.0	(0-15)	SW846 8330
PETN	102	(83 - 113)			SW846 8330
	97	(83 - 113)	0.61	(0-16)	SW846 8330
2-Amino-4,6-dinitrotoluene	102	(83 - 116)			SW846 8330
	102	(83 - 116)	4.2	(0-15)	SW846 8330
4-Amino-2,6-dinitrotoluene	100	(79 - 110)			SW846 8330
	100	(79 - 110)	3.5	(0-17)	SW846 8330
1,3-Dinitrobenzene	108	(90 - 124)			SW846 8330
	109	(90 - 124)	4.7	(0-15)	SW846 8330
2,4-Dinitrotoluene	103	(85 - 117)			SW846 8330
	104	(85 - 117)	4.7	(0-15)	SW846 8330
2,6-Dinitrotoluene	107	(84 - 119)			SW846 8330
	107	(84 - 119)	3.4	(0-15)	SW846 8330
HMX	120	(88 - 123)			SW846 8330
	117	(88 - 123)	1.4	(0-15)	SW846 8330
Nitrobenzene	104	(85 - 124)			SW846 8330
	106	(85 - 124)	5.4	(0-15)	SW846 8330
2-Nitrotoluene	104	(81 - 117)			SW846 8330
	105	(81 - 117)	4.2	(0-15)	SW846 8330
3-Nitrotoluene	90	(77 - 118)			SW846 8330
	91	(77 - 118)	4.5	(0-15)	SW846 8330
4-Nitrotoluene	97	(80 - 120)			SW846 8330
	98	(80 - 120)	5.1	(0-15)	SW846 8330
RDX	112	(91 - 121)			SW846 8330
	115	(91 - 121)	6.2	(0-15)	SW846 8330
Tetryl	76	(72 - 115)			SW846 8330
	75	(72 - 115)	1.8	(0-15)	SW846 8330
1,3,5-Trinitrobenzene	91	(87 - 123)			SW846 8330
	96	(87 - 123)	9.2	(0-15)	SW846 8330
2,4,6-Trinitrotoluene	91	(82 - 118)			SW846 8330
	91	(82 - 118)	4.1	(0-16)	SW846 8330

(Continued on next page)

MATRIX SPIKE SAMPLE DATA REPORT

HPLC

Client Lot #...: A8A310101 **Work Order #...:** KGCLC1AC-MS **Matrix.....:** WG
MS Lot-Sample #: A8A310101-008 KGCLC1AD-MSD

SURROGATE	PERCENT RECOVERY	RECOVERY LIMITS
3,4-Dinitrotoluene	101	(83 - 113)
	98	(83 - 113)

NOTE(S):

Calculations are performed before rounding to avoid round-off errors in calculated results.

Bold print denotes control parameters

TestAmerica West Sacramento
GC/LC INSTRUMENT LOG

Page# 23

Page 2 of Batch 02052008 on Instrument LC10
For header information, refer to the first page of this batch's log.

Date	Time	Operator	Sample ID	File ID	Vol or Wt	Extract Vol	Diln	Comments
07-FEB-2008	12:27	KenneyF	MRL_1 E070926A 2/50/20/20ng/mL	A-000051.	0 g	0 mL	1	
07-FEB-2008	13:20	KenneyF	KF9R01AA 8032198 A8A300104-2 1	A-000052.	896.1 mL	20 mL	1	
07-FEB-2008	14:13	KenneyF	KF9R51AA 8032198 A8A300104-3 1	A-000053.	928.73 mL	20 mL	1	
07-FEB-2008	15:06	KenneyF	KF9R71AA 8032198 A8A300104-4 1	A-000054.	1032.25 mL	20 mL	1	
07-FEB-2008	15:59	KenneyF	KF9R81AA 8032198 A8A300104-5 1	A-000055.	1015.88 mL	20 mL	1	
07-FEB-2008	16:52	KenneyF	KF9R91AA 8032198 A8A300104-6 1	A-000056.	1032.58 mL	20 mL	1	
07-FEB-2008	17:45	KenneyF	KF9TG1AA 8032198 A8A300104-7 1	A-000057.	1032.33 mL	20 mL	1	
07-FEB-2008	18:39	KenneyF	KF9TL1AA 8032198 A8A300104-8 1	A-000058.	1018.82 mL	20 mL	1	
07-FEB-2008	19:32	KenneyF	KF9TM1AA 8032198 A8A300104-9 1	A-000059.	1037.43 mL	20 mL	1	
07-FEB-2008	20:25	KenneyF	KF9TQ1AA 8032198 A8A300104-10	A-000060.	1037.14 mL	20 mL	1	
07-FEB-2008	21:18	KenneyF	KF9TV1AA 8032198 A8A300104-11	A-000061.	1001.5 mL	20 mL	1	
07-FEB-2008	22:11	KenneyF	STD_5 08GCSV0048 100/200/100/1	A-000062.	0 g	0 mL	1	
07-FEB-2008	23:04	KenneyF	MRL_1 E070926A 2/50/20/20ng/mL	A-000063.	0 g	0 mL	1	
07-FEB-2008	23:57	KenneyF	KF9T31AA 8032198 A8A300104-12	A-000064.	970.73 mL	20 mL	1	
08-FEB-2008	00:50	KenneyF	KF9T51AA 8032198 A8A300104-13	A-000065.	1026.81 mL	20 mL	1	
08-FEB-2008	01:44	KenneyF	KGE251AC 8032198 G8B010000-198	A-000066.	1000 mL	20 mL	1	
08-FEB-2008	02:37	KenneyF	KGHT91AA 8035203 MB 1X	A-000067.	1000 mL	20 mL	1	
08-FEB-2008	03:30	KenneyF	KGHT91AC 8035203 LCS 1X	A-000068.	1000 mL	20 mL	1	
08-FEB-2008	04:23	KenneyF	KGCKR1AA 8035203 A8A310101-1 1	A-000069.	1026 mL	20 mL	1	
08-FEB-2008	05:16	KenneyF	KGCKV1AA 8035203 A8A310101-2 1	A-000070.	983 mL	20 mL	1	
08-FEB-2008	06:09	KenneyF	KGCK11AA 8035203 A8A310101-3 1	A-000071.	1031 mL	20 mL	1	
08-FEB-2008	07:03	KenneyF	KGCK21AA 8035203 A8A310101-4 1	A-000072.	975 mL	20 mL	1	
08-FEB-2008	07:56	KenneyF	KGCK31AA 8035203 A8A310101-5 1	A-000073.	1017 mL	20 mL	1	
08-FEB-2008	08:49	KenneyF	STD_5 08GCSV0048 100/200/100/1	A-000074.	0 g	0 mL	1	
08-FEB-2008	09:42	KenneyF	MRL_1 E070926A 2/50/20/20ng/mL	A-000075.	0 g	0 mL	1	
08-FEB-2008	10:35	KenneyF	KGCK51AA 8035203 A8A310101-6 1	A-000076.	1040 mL	20 mL	1	

— run continued on next page —

JEK
2/8/08

Inst ID: LC10 Batch ID: 02082008
Method : Method 8330 Test : SOP SAC-LC-0009
ICAL Date: See Calibration Report

— continued from last Page —

Date	Time	Operator	Sample ID	File ID	Vol or Wt	Extract Vol	Diln	Comments
08-FEB-2008	11:41	KenneyF	PRIMER	A-000001.	0 g	0 mL	1	
08-FEB-2008	12:34	KenneyF	PRIMER	A-000002.	0 g	0 mL	1	
08-FEB-2008	13:27	KenneyF	KGCK71AA 8035203 A8A310101-7 1	A-000003.	1023 mL	20 mL	1	
08-FEB-2008	14:20	KenneyF	KGCLC1AA 8035203 A8A310101-8 1	A-000004.	923 mL	20 mL	1	
08-FEB-2008	15:13	KenneyF	KGCLC1AC 8035203 A8A310101-8M	A-000005.	1007 mL	20 mL	1	
08-FEB-2008	16:07	KenneyF	KGCLC1AD 8035203 A8A310101-8M	A-000006.	968 mL	20 mL	1	
08-FEB-2008	17:00	KenneyF	KGCLE1AA 8035203 A8A310101-9 1	A-000007.	972 mL	20 mL	1	
08-FEB-2008	17:53	KenneyF	KGCLK1AA 8035203 A8A310101-10	A-000008.	850 mL	20 mL	1	
08-FEB-2008	18:46	KenneyF	KGCN11AA 8035203 A8A310101-12	A-000009.	1030 mL	20 mL	1	
08-FEB-2008	19:39	KenneyF	KGCN21AA 8035203 A8A310101-13	A-000010.	995 mL	20 mL	1	
08-FEB-2008	20:32	KenneyF	KGCN31AA 8035203 A8A310101-14	A-000011.	1111 mL	20 mL	1	
08-FEB-2008	21:25	KenneyF	STD_5 08GCSV0048 100/200/100/1	A-000012.	0 g	0 mL	1	
08-FEB-2008	22:18	KenneyF	MRL_1 E070926A 2/50/20/20ng/mL	A-000013.	2 g	40 mL	1	
08-FEB-2008	23:11	KenneyF	KGHT91AD 8035203 FB 1X	A-000014.	1000 mL	20 mL	1	
09-FEB-2008	00:04	KenneyF	KGJ6N1AA 8036182 MB 1X	A-000015.	1000 mL	20 mL	1	
09-FEB-2008	00:57	KenneyF	KGJ6N1AC 8036182 LCS 1X	A-000016.	1000 mL	20 mL	1	
09-FEB-2008	01:50	KenneyF	KGJ6N1AD 8036182 FB 1X	A-000017.	1000 mL	20 mL	1	
09-FEB-2008	02:43	KenneyF	KGDW61AA 8036182 A8A310222-1 1	A-000018.	1000 mL	20 mL	1	
09-FEB-2008	03:36	KenneyF	KGDX41AA 8036182 A8A310222-2 1	A-000019.	1000 mL	20 mL	1	
09-FEB-2008	04:29	KenneyF	KGDX61AA 8036182 A8A310222-3 1	A-000020.	1000 mL	20 mL	1	
09-FEB-2008	05:22	KenneyF	KGD0E1AA 8036182 A8A310222-4 1	A-000021.	1000 mL	20 mL	1	
09-FEB-2008	06:15	KenneyF	KGD0M1AA 8036182 A8A310222-5 1	A-000022.	1000 mL	20 mL	1	
09-FEB-2008	07:07	KenneyF	KGD0V1AA 8036182 A8A310222-6 1	A-000023.	1000 mL	20 mL	1	
09-FEB-2008	08:00	KenneyF	STD_5 08GCSV0048 100/200/100/1	A-000024.	2 g	40 mL	1	
09-FEB-2008	08:53	KenneyF	MRL_1 E070926A 2/50/20/20ng/mL	A-000025.	2 g	40 mL	1	
09-FEB-2008	09:46	KenneyF	KGD0X1AA 8036182 A8A310222-7 1	A-000026.	1000 mL	20 mL	1	
09-FEB-2008	10:39	KenneyF	KGD0X1AC 8036182 A8A310222-7M	A-000027.	957 mL	20 mL	1	
09-FEB-2008	11:32	KenneyF	KGD0X1AD 8036182 A8A310222-7M	A-000028.	937 mL	20 mL	1	
09-FEB-2008	12:25	KenneyF	KF9T51AA 8032198 A8A300104-13	A-000029.	1026 mL	20 mL	1	
09-FEB-2008	13:18	KenneyF	8330B MDL CHECK MB 1X	A-000030.	10 g	80 mL	2	
09-FEB-2008	14:11	KenneyF	8330B MDL CHECK 1X	A-000031.	10 g	80 mL	2	
09-FEB-2008	15:04	KenneyF	KF9T51AA 8032198 A8A300104-13	A-000032.	1026 mL	20 mL	1	
09-FEB-2008	15:57	KenneyF	STD_5 08GCSV0048 100/200/100/1	A-000033.	0 g	0 mL	1	
09-FEB-2008	16:50	KenneyF	MRL_1 E070926A 2/50/20/20ng/mL	A-000034.	0 g	0 mL	1	

TestAmerica West Sacramento

A-000062.D

Chromatography Summary

Method 8330 Target Analyte Results

Injection Date: 2/7/2008 22:11 Operator: KenneyF
DataFile: LC10.I\02052008.B\A-000062.D Vial Num: 5
Instrument ID: LC10

Sample : **STD_5 08GCSV0048 100/200/100/100ng/mL**

Method File: LC10.I\02052008.B\8330AB.M
Start Cal Date: 10/20/2007 16:48 End Cal Date: 10/20/2007 22:59

Matrix: NONE SubList: EXPWDNA.sub SpikeList:
Samp. Info: STD_5 08GCSV0048 100/200/100/100ng/mL;2
Misc. Info: ;5; ; ; ;3;EXPWDNA.sub; ;0;1

Dilution Factor	Extract Volume	Sample Volume	Sample Weight
1X	0 mL	0 mL	0 g

	Signal 1 UV 250-265							Signal 2 UV 358-205								
Compound Name	RT	Response	PPB	Spike Level	%D	Result	Flag	RT	Response	PPB	Spike Level	%D	Result	Flag	Limits(%)	Flag
3,4-Dinitrotoluene	18.48	4984	100.5000<	100	1%	Acceptable		18.48	9784	102.6000	100	3%	Acceptable		(±15)	
HMX	5.26	13528	103.2000<	100	3%	Acceptable					100	-100%	Fails		(±15)	45
RDX	7.90	8559	107.7000<	100	8%	Acceptable					100	-100%	Fails		(±15)	45
Picric ACID	**9.17**	**19059**	**230.9000**	**200**	**15%**	**Fails**	dc	**9.17**	**28103**	**231.3000<**	**200**	**16%**	**Fails**	high	(±15)	
1,3,5-Trinitrobenzene	10.37	15560	104.5000<	100	5%	Acceptable					100	-100%	Fails		(±15)	45
1,3-Dinitrobenzene	13.54	14862	104.0000<	100	4%	Acceptable					100	-100%	Fails		(±15)	45
TETRYL	**14.60**	**10849**	**119.6000<**	**100**	**20%**	**Fails**					100	-100%	Fails		(±15)	45
Nitrobenzene	15.52	6505	100.2000<	100	0%	Acceptable					100	-100%	Fails		(±15)	45
2,4,6-Trinitrotoluene	16.94	9208	103.2000<	100	3%	Acceptable					100	-100%	Fails		(±15)	45
4-AM-2,6-DNT	18.00	6684	102.0000<	100	2%	Acceptable					100	-100%	Fails		(±15)	45
2-AM-4,6-DNT	19.15	7623	102.0000<	100	2%	Acceptable					100	-100%	Fails		(±15)	45
2,6-Dinitrotoluene	20.91	5460	104.0000<	100	4%	Acceptable					100	-100%	Fails		(±15)	45
2,4-Dinitrotoluene	21.69	8706	102.0000<	100	2%	Acceptable					100	-100%	Fails		(±15)	45
2-Nitrotoluene	25.55	3661	100.8000<	100	1%	Acceptable					100	-100%	Fails		(±15)	45
4-Nitrotoluene	27.44	4473	101.9000<	100	2%	Acceptable					100	-100%	Fails		(±15)	45
3-Nitrotoluene	29.61	4336	102.3000<	100	2%	Acceptable					100	-100%	Fails		(±15)	45
Nitroglycerin				**100**	**-100%**	**Fails**		16.10	7774	103.6000<	100	4%	Acceptable		(±15)	45
PETN				**100**	**-100%**	**Fails**		31.24	4047	101.0000<	100	1%	Acceptable		(±15)	45
3,5-Dinitroaniline	14.37	10051	101.5000<	100	2%	Acceptable					100	-100%	Fails		(±15)	45

Notes:
M = Manually Integrated
D = Operator Disabled Result
O = Over Calibration Range
< = Primary Value
4 = Signals Differ by More Than 40%
5 = Signals Differ by More Than 50%

Printed: 2/8/2008 10:35 AM

TestAmerica West Sacramento

A-000074.D

Chromatography Summary

Method 8330 Target Analyte Results

Injection Date: 2/8/2008 8:49 Operator: KenseyF
DataFile: LC10.N02052008.B\A-000074.D Vial Num: 9
Instrument ID: LC10

Sample : **STD_5 08GCSV0048 100/200/100/100ng/mL**

Method File: LC10.N02052008.B\8330AB.M
Start Cal Date: 10/20/2007 16:48 End Cal Date: 10/20/2007 22:59

Matrix: NONE SubList: EXPWDNA.sub SpikeList:
Samp. Info: STD_5 08GCSV0048 100/200/100/100ng/mL;2
Misc. Info: :5: ; ; ;3;EXPWDNA.sub; ;0;1

Dilution Factor	Extract Volume	Sample Volume	Sample Weight
1X	0 mL	0 mL	0 g

	Signal 1 UV 250-265							Signal 2 UV 358-205								
Compound Name	RT	Response	PPB	Spike Level	%D	Result	Flag	RT	Response	PPB	Spike Level	%D	Result	Flag	Limits(%)	Flag
3,4-Dinitrotoluene	18.51	4962	100.1000<	100	0%	Acceptable		18.52	9708	101.8000	100	2%	Acceptable		(±15)	
HMX	5.27	13515	103.1000<	100	3%	Acceptable					100	-100%	Fails		(±15)	45
RDX	7.91	8454	106.3000<	100	6%	Acceptable					100	-100%	Fails		(±15)	45
Picric ACID	9.18	18947	229.5000	200	15%	Acceptable		9.18	27937	230.0000<	200	15%	Fails		(±15)	
1,3,5-Trinitrobenzene	10.38	15442	103.7000<	100	4%	Acceptable					100	-100%	Fails		(±15)	45
1,3-Dinitrobenzene	13.55	14800	103.6000<	100	4%	Acceptable					100	-100%	Fails		(±15)	45
TETRYL	14.63	10652	117.5000<	100	18%	Fails					100	-100%	Fails		(±15)	45
Nitrobenzene	15.54	6717	103.4000<	100	3%	Acceptable					100	-100%	Fails		(±15)	45
2,4,6-Trinitrotoluene	16.98	9205	103.2000<	100	3%	Acceptable					100	-100%	Fails		(±15)	45
4-AM-2,6-DNT	18.03	6696	102.2000<	100	2%	Acceptable					100	-100%	Fails		(±15)	45
2-AM-4,6-DNT	19.18	7604	101.7000<	100	2%	Acceptable					100	-100%	Fails		(±15)	45
2,6-Dinitrotoluene	20.94	5460	104.0000<	100	4%	Acceptable					100	-100%	Fails		(±15)	45
2,4-Dinitrotoluene	21.72	8674	101.6000<	100	2%	Acceptable					100	-100%	Fails		(±15)	45
2-Nitrotoluene	25.58	3709	102.1000<	100	2%	Acceptable					100	-100%	Fails		(±15)	45
4-Nitrotoluene	27.53	4490	102.3000<	100	2%	Acceptable					100	-100%	Fails		(±15)	45
3-Nitrotoluene	29.68	4405	103.9000<	100	4%	Acceptable					100	-100%	Fails		(±15)	45
Nitroglycerin				100	-100%	Fails		16.13	7583	101.1000<	100	1%	Acceptable		(±15)	45
PETN				100	-100%	Fails		31.34	3977	99.3100<	100	-1%	Acceptable		(±15)	45
3,5-Dinitroaniline	14.38	9945	100.4000<	100	0%	Acceptable					100	-100%	Fails		(±15)	45

Notes:
M = Manually Integrated
D = Operator Disabled Result
O = Over Calibration Range
< = Primary Value
4 = Signals Differ by More Than 40%
5 = Signals Differ by More Than 50%

Printed: 2/8/2008 10:42 AM

TestAmerica West Sacramento

A-000012.D

Chromatography Summary

Injection Date: 2/8/2008 21:25 **Operator:** KenneyF

DataFile: \\168.149.91.85\SHARE\GCDATA\LC10.I\0208 **Vial Num:** 2

Instrument ID: #VALUE!

Method 8330 Target Analyte Results

Sample : **STD_5 08GCSV0048 100/200/100/100ng/mL**

Method File: \\168.149.91.85\SHARE\GCDATA\LC10.I\02082008.B\8330AB.M

Start Cal Date: 10/20/2007 16:48 **End Cal Date:** 10/20/2007 22:59

Dilution Factor	Extract Volume	Sample Volume	Sample Weight
1X	0 mL	0 mL	0 g

Matrix: NONE **SubList:** EXPWDNA.sub **SpikeList:**

Samp. Info: STD_5 08GCSV0048 100/200/100/100ng/mL;2

Misc. Info: ;5; ; ; ;3;EXPWDNA.sub; ;0;1

	Signal 1 UV 250-265							Signal 2 UV 358-205								
Compound Name	RT	Response	PPB	Spike Level	%D	Result	Flag	RT	Response	PPB	Spike Level	%D	Result	Flag	Limits(%)	Flag
3,4-Dinitrotoluene	18.48	4962	100.1000<	100	0%	Acceptable		18.48	9771	102.5000	100	3%	Acceptable		(±15)	
HMX	5.27	13391	102.2000<	100	2%	Acceptable					100	-100%	Fails		(±15)	45
RDX	7.90	8434	106.1000<	100	6%	Acceptable					100	-100%	Fails		(±15)	45
Picric ACID	9.17	18833	228.2000	200	14%	Acceptable		9.17	27789	228.8000<	200	14%	Acceptable		(±15)	
1,3,5-Trinitrobenzene	10.37	15369	103.2000<	100	3%	Acceptable					100	-100%	Fails		(±15)	45
1,3-Dinitrobenzene	13.53	14748	103.2000<	100	3%	Acceptable					100	-100%	Fails		(±15)	45
TETRYL	14.60	10650	117.4000<	100	17%	Fails	high				100	-100%	Fails		(±15)	45
Nitrobenzene	15.51	6689	103.0000<	100	3%	Acceptable					100	-100%	Fails		(±15)	45
2,4,6-Trinitrotoluene	16.94	9145	102.5000<	100	3%	Acceptable					100	-100%	Fails		(±15)	45
4-AM-2,6-DNT	17.98	6686	102.0000<	100	2%	Acceptable					100	-100%	Fails		(±15)	45
2-AM-4,6-DNT	19.14	7562	101.2000<	100	1%	Acceptable					100	-100%	Fails		(±15)	45
2,6-Dinitrotoluene	20.90	5421	103.2000<	100	3%	Acceptable					100	-100%	Fails		(±15)	45
2,4-Dinitrotoluene	21.67	8644	101.2000<	100	1%	Acceptable					100	-100%	Fails		(±15)	45
2-Nitrotoluene	25.52	3713	102.2000<	100	2%	Acceptable					100	-100%	Fails		(±15)	45
4-Nitrotoluene	27.42	4469	101.8000<	100	2%	Acceptable					100	-100%	Fails		(±15)	45
3-Nitrotoluene	29.57	4409	104.0000<	100	4%	Acceptable					100	-100%	Fails		(±15)	45
Nitroglycerin				100	-100%	Fails		16.10	7728	103.0000<	100	3%	Acceptable		(±15)	45
PETN				100	-100%	Fails		31.21	4007	100.0000<	100	0%	Acceptable		(±15)	45
3,5-Dinitroaniline	14.35	9963	100.6000<	100	1%	Acceptable					100	-100%	Fails		(±15)	45

Notes:
- M = Manually Integrated
- D = Operator Disabled Result
- O = Over Calibration Range
- < = Primary Value
- 4 = Signals Differ by More Than 40%
- 5 = Signals Differ by More Than 50%

Printed: 2/9/2008 12:49 PM

TestAmerica West Sacramento
GC/LC INSTRUMENT LOG

Inst ID: LC9 Batch ID: 02052008
Method : Method 8330 Test : SOP SAC-LC-0009
ICAL Date: See Calibration Report

Date	Time	Operator	Sample ID	File ID	Vol or Wt	Extract Vol	Diln	Comments
				C-000076.	2 g	40 mL	1	
05-FEB-2008	16:03	KenneyF	Primer	C-000001.	0 g	0 mL	1	
05-FEB-2008	17:10	KenneyF	Primer	C-000002.	0 g	0 mL	1	
05-FEB-2008	18:16	KenneyF	STD_5 08GCSV0044 100/200/100/1	C-000003.	0 g	0 mL	1	
05-FEB-2008	19:22	KenneyF	MRL_1 070821S 5/50/20/20	C-000004.	0 g	0 mL	1	
05-FEB-2008	20:28	KenneyF	KGDGC1AA 8031288 G8A310000-288	C-000005.	1000 mL	20 mL	1	
05-FEB-2008	21:34	KenneyF	KF7X21AA 8031288 A8A290105-1 1	C-000006.	1011.83 mL	20 mL	1	
05-FEB-2008	22:40	KenneyF	KF7X31AA 8031288 A8A290105-2 1	C-000007.	1026.51 mL	20 mL	1	
05-FEB-2008	23:46	KenneyF	KF7X41AA 8031288 A8A290105-3 1	C-000008.	1022.98 mL	20 mL	1	
06-FEB-2008	00:52	KenneyF	KF7X51AA 8031288 A8A290105-4 1	C-000009.	1022.3 mL	20 mL	1	
06-FEB-2008	01:59	KenneyF	KF7X61AA 8031288 A8A290105-5 1	C-000010.	1018.74 mL	20 mL	1	
06-FEB-2008	03:05	KenneyF	KF7X71AA 8031288 A8A290105-6 1	C-000011.	1014.5 mL	20 mL	1	
06-FEB-2008	04:11	KenneyF	KF7X81AA 8031288 A8A290105-7 1	C-000012.	1015.88 mL	20 mL	1	
06-FEB-2008	05:17	KenneyF	KF70A1AA 8031288 A8A290105-8 1	C-000013.	1011.74 mL	20 mL	1	
06-FEB-2008	06:23	KenneyF	KF70C1AA 8031288 A8A290105-9 1	C-000014.	1024.29 mL	20 mL	1	
06-FEB-2008	07:30	KenneyF	STD_6 E071007E 200/500/200/200	C-000015.	0 g	0 mL	1	
06-FEB-2008	08:36	KenneyF	MRL_1 070821S 5/50/20/20	C-000016.	0 g	0 mL	1	
06-FEB-2008	09:42	KenneyF	KF70D1AA 8031288 A8A290105-10	C-000017.	979.71 mL	20 mL	1	
06-FEB-2008	10:48	KenneyF	KF70E1AA 8031288 A8A290105-11	C-000018.	1000.93 mL	20 mL	1	
06-FEB-2008	11:54	KenneyF	STD_5 08GCSV0044 100/200/100/1	C-000019.	0 g	0 mL	1	
06-FEB-2008	13:00	KenneyF	MRL_1 E070926A 5/50/20/20	C-000020.	2 g	40 mL	1	
06-FEB-2008	14:06	KenneyF	KGE251AA 8032198 G8B010000-198	C-000021.	1000 mL	20 mL	1	
06-FEB-2008	15:12	KenneyF	MDL CK LEVEL GCSV0057	C-000022.	0 g	0 mL	1	
06-FEB-2008	16:19	KenneyF	KF9RR1AA 8032198 A8A300104-1 1	C-000023.	950.85 mL	20 mL	1	
06-FEB-2008	17:25	KenneyF	KF9R01AA 8032198 A8A300104-2 1	C-000024.	896.1 mL	20 mL	1	
06-FEB-2008	18:31	KenneyF	KF9R51AA 8032198 A8A300104-3 1	C-000025.	928.72 mL	20 mL	1	
06-FEB-2008	19:37	KenneyF	KF9R71AA 8032198 A8A300104-4 1	C-000026.	1032.25 mL	20 mL	1	
06-FEB-2008	20:44	KenneyF	KF9R81AA 8032198 A8A300104-5 1	C-000027.	1015.88 mL	20 mL	1	
06-FEB-2008	21:50	KenneyF	KF9R91AA 8032198 A8A300104-6 1	C-000028.	1032.58 mL	20 mL	1	
06-FEB-2008	22:56	KenneyF	KF9TG1AA 8032198 A8A300104-7 1	C-000029.	1032.33 mL	20 mL	1	
07-FEB-2008	00:02	KenneyF	KF9TL1AA 8032198 A8A300104-8 1	C-000030.	1018.82 mL	20 mL	1	
07-FEB-2008	01:08	KenneyF	KF9TM1AA 8032198 A8A300104-9 1	C-000031.	1037.13 mL	20 mL	1	
07-FEB-2008	02:14	KenneyF	STD_5 08GCSV0044 100/200/100/1	C-000032.	0 g	0 mL	1	
07-FEB-2008	03:20	KenneyF	MRL_1 E070926A 5/50/20/20	C-000033.	0 g	0 mL	1	
07-FEB-2008	04:26	KenneyF	KF9TQ1AA 8032198 A8A300104-10	C-000034.	1037.14 mL	20 mL	1	
07-FEB-2008	05:33	KenneyF	KF9TV1AA 8032198 A8A300104-11	C-000035.	1001.5 mL	20 mL	1	
07-FEB-2008	06:39	KenneyF	KF9T31AA 8032198 A8A300104-12	C-000036.	970.73 mL	20 mL	1	
07-FEB-2008	07:45	KenneyF	KF9T51AA 8032198 A8A300104-13	C-000037.	1026.81 mL	20 mL	1	
07-FEB-2008	08:51	KenneyF	KGDGC1AA 8031288 G8A310000-288	C-000038.	1000 mL	20 mL	1	
07-FEB-2008	09:57	KenneyF	KF7X21AA 8031288 A8A290105-1 1	C-000039.	1011.83 mL	20 mL	1	
07-FEB-2008	11:03	KenneyF	KF7X31AA 8031288 A8A290105-2 1	C-000040.	1026.51 mL	20 mL	1	
07-FEB-2008	12:09	KenneyF	KF7X41AA 8031288 A8A290105-3 1	C-000041.	1022.98 mL	20 mL	1	
07-FEB-2008	13:15	KenneyF	KF7X71AA 8031288 A8A290105-6 1	C-000042.	1014.5 mL	20 mL	1	
07-FEB-2008	14:21	KenneyF	KF7X81AA 8031288 A8A290105-7 1	C-000043.	1015.88 mL	20 mL	1	
07-FEB-2008	15:27	KenneyF	STD_5 08GCSV0044 100/200/100/1	C-000044.	0 g	0 mL	1	
07-FEB-2008	16:33	KenneyF	MRL_1 E070926A 5/50/20/20	C-000045.	0 g	0 mL	1	
07-FEB-2008	17:54	KenneyF	KGHT91AA 8035203 MB 1X	C-000046.	1000 mL	20 mL	1	
07-FEB-2008	19:00	KenneyF	KGHT91AD 8035203 FB 1X	C-000047.	1000 mL	20 mL	1	
07-FEB-2008	20:07	KenneyF	KGCKR1AA 8035203 A8A310101-1 1	C-000048.	1026 mL	20 mL	1	
07-FEB-2008	21:13	KenneyF	KGCKV1AA 8035203 A8A310101-2 1	C-000049.	983 mL	20 mL	1	

Sequence continued on next page

TestAmerica West Sacramento
GC/LC INSTRUMENT LOG

Page# 27

Page 2 of Batch 02052008 on Instrument LC9
For header information, refer to the first page of this batch's log.

Date	Time	Operator	Sample ID	File ID	Vol or Wt	Extract Vol	Diln	Comments
07-FEB-2008	22:19	KenneyF	KGCK11AA 8035203 A8A310101-3 1	C-000050.	1031 mL	20 mL	1	
07-FEB-2008	23:25	KenneyF	KGCK21AA 8035203 A8A310101-4 1	C-000051.	975 mL	20 mL	1	
08-FEB-2008	00:32	KenneyF	KGCK31AA 8035203 A8A310101-5 1	C-000052.	1017 mL	20 mL	1	
08-FEB-2008	01:38	KenneyF	KGCK51AA 8035203 A8A310101-6 1	C-000053.	1040 mL	20 mL	1	
08-FEB-2008	02:44	KenneyF	KGCK71AA 8035203 A8A310101-7 1	C-000054.	1023 mL	20 mL	1	
08-FEB-2008	03:50	KenneyF	KGCLC1AA 8035203 A8A310101-8 1	C-000055.	923 mL	20 mL	1	
08-FEB-2008	04:57	KenneyF	STD_5 08GCSV0044 100/200/100/1	C-000056.	0 g	0 mL	1	
08-FEB-2008	06:03	KenneyF	MRL_1 E070926A 5/50/20/20	C-000057.	0 g	0 mL	1	
08-FEB-2008	07:09	KenneyF	KGCLE1AA 8035203 A8A310101-9 1	C-000058.	972 mL	20 mL	1	
08-FEB-2008	08:16	KenneyF	KGCLK1AA 8035203 A8A310101-10	C-000059.	850 mL	20 mL	1	
08-FEB-2008	09:22	KenneyF	KGCN11AA 8035203 A8A310101-12	C-000060.	1030 mL	20 mL	1	
08-FEB-2008	10:28	KenneyF	KGCN21AA 8035203 A8A310101-13	C-000061.	995 mL	20 mL	1	
08-FEB-2008	11:34	KenneyF	KGCN31AA 8035203 A8A310101-14	C-000062.	1111 mL	20 mL	1	
08-FEB-2008	12:40	KenneyF	KGJ6N1AA 8036182 MB 1X	C-000063.	1000 mL	20 mL	1	
08-FEB-2008	13:47	KenneyF	KGJ6N1AD 8036182 FB 1X	C-000064.	1000 mL	20 mL	1	
08-FEB-2008	14:53	KenneyF	KGDW61AA 8036182 A8A310222-1 1	C-000065.	987 mL	20 mL	1	
08-FEB-2008	15:59	KenneyF	KGDX41AA 8036182 A8A310222-2 1	C-000066.	978 mL	20 mL	1	
08-FEB-2008	17:06	KenneyF	KGDX61AA 8036182 A8A310222-3 1	C-000067.	1025 mL	20 mL	1	
08-FEB-2008	18:12	KenneyF	STD_5 08GCSV0044 100/200/100/1	C-000068.	0 g	0 mL	1	
08-FEB-2008	19:18	KenneyF	MRL_1 E070926A 5/50/20/20	C-000069.	0 g	0 mL	1	
08-FEB-2008	20:24	KenneyF	KGD0E1AA 8036182 A8A310222-4 1	C-000070.	1028 mL	20 mL	1	
08-FEB-2008	21:31	KenneyF	KGD0M1AA 8036182 A8A310222-5 1	C-000071.	988 mL	20 mL	1	
08-FEB-2008	22:37	KenneyF	KGD0V1AA 8036182 A8A310222-6 1	C-000072.	2 g	40 mL	1	
08-FEB-2008	23:43	KenneyF	KGD0X1AA 8036182 A8A310222-7 1	C-000073.	2 g	40 mL	1	
09-FEB-2008	00:49	KenneyF	STD_5 08GCSV0044 100/200/100/1	C-000074.	2 g	40 mL	1	
09-FEB-2008	01:55	KenneyF	MRL_1 E070926A 5/50/20/20	C-000075.	2 g	40 mL	1	

fails
gm 2/12/08

8330MOD NITROGUANIDINE DATA

Ravenna, OH Data Review Checklist

Project Number: 030240.0006.05
Sample Event: January 2008
Data Reviewer/Date: Angye Dragotta / March 7, 2008

SDG: A8A310101 R0
Analysis: SW846 8330M Nitroguanadine

Review Questions:	Yes	No	N/A	Comments	QUAL/Criteria
1. Did Chain-of-Custody information agree with laboratory report?	✓			COC#: 117215,336181,117232 and 117214;	
2. Were samples preserved properly and received in good condition?	✓			Sample coolers were received between 0.2 and 5.2°C. Upon receipt, it was documented by the laboratory, that the samples were not frozen and received in good condition. No qualifications were made to sample results based on temperatures less than 2°C.	QAPP Table 4-2
3. Were holding times met?	✓			Samples collected 1/29/08 and 1/30/08, extracted on 2/4/08, and analyzed on 2/5/08.	QAPP Table 4-2 J/UJ/R
4. Were sample storage requirements met?	✓				QAPP Table 4-2
5. Were QAPP specified PQLs achieved?	✓				QAPP Tale 3-7
6. Were all QAPP-specified target analytes reported?	✓				QAPP Table 3-7
7. Was a MDL Level Verification analyzed once per quarter with all target analytes detected?	✓			1/18/08 @2010	LCG Table 5 R
8. Was a MRL Level verification run at the beginning and end of every daily sequence or every 12 hours? Was the %D < 30%?	✓			2/5/08 @ 1127, 1446,1820	LCG Table 5 >30%=J
9. Does the initial calibration curve consist of 5 concentration levels? (6 stds for quadratic curves)	✓			Varian Star #1 ICAL: 1/18/08@1734 Stds: 20, 50, 100, 200, 500, 1000	STL SOP Section 10.2, LCG R
10. Were all target analytes %RSD ≤ 20%? OR was the average RSD ≤ 20%?	✓				LCG Table 5 >20% RSD=J/R
11. If a linear regression curve was used, was the correlation coefficient r≥0.995? (0.990 for Quadratic curve)	✓				STL SOP Section 10.4, LCG R<0.99=-J/R
12. Was a second source verification (ICV) analyzed after the ICAL and all analytes 85-115%?	✓			1/18/08 @1950	STL SOP Section 9.9 >115%=J; 80-85%=J/UJ; <80%=J/R
13. Was a CCV run at least every 10 samples and at the end of the analytical run?	✓			2/5/08 @ 1107, 1426,1801	STL SOP Section 10.9

Ravenna, OH Data Review Checklist

Project Number: 030240.0006.05
Sample Event: January 2008
Data Reviewer/Date: Angye Dragotta / March 7, 2008

SDG: A8A310101 R0
Analysis: SW846 8330M Nitroguanadine

Review Questions:	Yes	No	N/A	Comments	QUAL/Criteria
14. Was the average %D (difference or drift) for all target analytes < 15%?	✓				LCG Table 5 D>15% (neg) = J/R D>15% (pos) = J
15. Was a method blank prepared and analyzed with each batch?	✓				LCG Attachment A Section 5.6
16. Were target analytes reported in the method blank <1/2 the MRL?	✓				LCG Table 5 <5x = B
17. Was a field blank collected and analyzed?	✓			FWGEQUIPRinse3-0611-GW	
18. Were target analytes reported in the field blank analyses < ½ the MRL?	✓				<5x=B
19. Was a field duplicate analyzed? Were the RPDs ≤30%?	✓			FWGLL12mw-DUP4-0604-GW was a field duplicate for FWGLL12mw-245C-0600-GW.	QAPP Table 3-2 RPD >30=J
20. Were all positive results confirmed with a second column confirmation? Was the RPD ≤ 40%?			✓		LCG Table 5 RPD>40%=J
21. Was an LCS prepared and analyzed with each batch?	✓				STL SOP Section 9.6
22. Were the LCS recoveries within limits specified in LCG Appendix C?	✓				LCG Appendix C <UL=J; 30-LL=J/UJ; <30%=J/R
23. Was a MS/MSD pair prepared with each batch?	✓				STL SOP Section 9.7
24. Was the MS/MSD parent sample a Ravenna sample?	✓			Sample FWGLL12mw-128c-0590-GW was the parent.	
25. Were MS/MSD recoveries 40-140% and RPD ≤20%?	✓				QAPP Table 3-2 Pj
27. Were reported sample concentrations within calibration range?	✓				
28. Were laboratory-generated Quality Control Exception Reports issued? If yes, summarize contents.		✓			

Ravenna, OH Data Review Checklist

Project Number: 030240.0006.05
Sample Event: January 2008
Data Reviewer/Date: Angye Dragotta / March 7, 2008

SDG: A8A310101 R0
Analysis: SW846 8330M Nitroguanadine

Review Questions:	Yes	No	N/A	Comments	QUAL/Criteria
29. Were lab comments included in report? If yes, summarize contents.		✓			

References: Louisville Chemistry Guidelines (LCG), USACE June 2002 version 5; Section I "Chemical Analysis Criteria" Table 5 and Attachment A "Data Validation Guidelines.

Final Quality Assurance Project Plan (QAPP) Addendum for the Facility-Wide Groundwater Monitoring Program Ravenna Army Ammunition Plant, Ravenna, OH, Portage Environmental September 2004

STL SOP SAC-LC-0010 "Determination of Nitroguanidine Based on Method 8330, SW-846" April 2007, revision 2.0

Additional Comments:

Environmental Quality Mgt., Inc.

Client Sample ID: FWGLL12mw-245C-0600-GW

Dissolved HPLC

Lot-Sample #...: A8A310101-001 **Work Order #...:** KGCKR1AD **Matrix.....:** WG
Date Sampled...: 01/30/08 09:10 **Date Received..:** 01/31/08
Prep Date.....: 02/04/08 **Analysis Date..:** 02/05/08
Prep Batch #...: 8035297
Dilution Factor: 1 **Method.....:** SW846 8330 (Modif

PARAMETER	RESULT	REPORTING LIMIT	UNITS	MDL
Nitroguanidine	ND	20	ug/L	9.7

Environmental Quality Mgt., Inc.

Client Sample ID: FWGLL12mw-DUP4-0604-GW

Dissolved HPLC

Lot-Sample #...: A8A310101-002 **Work Order #...:** KGCKV1AD **Matrix.....:** WG
Date Sampled...: 01/30/08 09:10 **Date Received..:** 01/31/08
Prep Date.....: 02/04/08 **Analysis Date..:** 02/05/08
Prep Batch #...: 8035297
Dilution Factor: 1 **Method.....:** SW846 8330 (Modif

PARAMETER	RESULT	REPORTING LIMIT	UNITS	MDL
Nitroguanidine	ND	20	ug/L	9.7

Environmental Quality Mgt., Inc.

Client Sample ID: FWGLL12mw-185C-0593-GW

Dissolved HPLC

Lot-Sample #...: A8A310101-003 **Work Order #...:** KGCK11AD **Matrix.....:** WG
Date Sampled...: 01/30/08 11:45 **Date Received..:** 01/31/08
Prep Date.....: 02/04/08 **Analysis Date..:** 02/05/08
Prep Batch #...: 8035297
Dilution Factor: 1 **Method.....:** SW846 8330 (Modif

PARAMETER	RESULT	REPORTING LIMIT	UNITS	MDL
Nitroguanidine	ND	20	ug/L	9.7

Environmental Quality Mgt., Inc.

Client Sample ID: FWGLL12mw-244C-0599-GW

Dissolved HPLC

Lot-Sample #...: A8A310101-004 **Work Order #...:** KGCK21AD **Matrix.....:** WG
Date Sampled...: 01/30/08 13:20 **Date Received..:** 01/31/08
Prep Date.....: 02/04/08 **Analysis Date..:** 02/05/08
Prep Batch #...: 8035297
Dilution Factor: 1 **Method.....:** SW846 8330 (Modif

PARAMETER	RESULT	REPORTING LIMIT	UNITS	MDL
Nitroguanidine	ND	20	ug/L	9.7

Environmental Quality Mgt., Inc.

Client Sample ID: FWGLL12mw-246C-0566-GW

Dissolved HPLC

Lot-Sample #...:	A8A310101-005	**Work Order #...:**	KGCK31AD	**Matrix.....:**	WG
Date Sampled...:	01/30/08 15:30	**Date Received..:**	01/31/08		
Prep Date.....:	02/04/08	**Analysis Date..:**	02/05/08		
Prep Batch #...:	8035297				
Dilution Factor:	1	**Method.....:**	SW846 8330 (Modif		

PARAMETER	RESULT	REPORTING LIMIT	UNITS	MDL
Nitroguanidine	ND	20	ug/L	9.7

Environmental Quality Mgt., Inc.

Client Sample ID: FWGLL12mw-187C-0594-GW

Dissolved HPLC

Lot-Sample #...: A8A310101-006 **Work Order #...:** KGCK51AD **Matrix.....:** WG
Date Sampled...: 01/30/08 09:50 **Date Received..:** 01/31/08
Prep Date.....: 02/04/08 **Analysis Date..:** 02/05/08
Prep Batch #...: 8035297
Dilution Factor: 1 **Method.....:** SW846 8330 (Modif

PARAMETER	RESULT	REPORTING LIMIT	UNITS	MDL
Nitroguanidine	ND	20	ug/L	9.7

Environmental Quality Mgt., Inc.

Client Sample ID: FWGLL12mw-243C-0598-GW

Dissolved HPLC

Lot-Sample #...: A8A310101-007 **Work Order #...:** KGCK71AD **Matrix.....:** WG
Date Sampled...: 01/30/08 11:30 **Date Received..:** 01/31/08
Prep Date.....: 02/04/08 **Analysis Date..:** 02/05/08
Prep Batch #...: 8035297
Dilution Factor: 1 **Method.....:** SW846 8330 (Modif

PARAMETER	RESULT	REPORTING LIMIT	UNITS	MDL
Nitroguanidine	ND	20	ug/L	9.7

Environmental Quality Mgt., Inc.

Client Sample ID: FWGLL12mw-128C-0590-GW

Dissolved HPLC

Lot-Sample #...: A8A310101-008 **Work Order #...:** KGCLC1AH **Matrix.....:** WG
Date Sampled...: 01/30/08 13:15 **Date Received..:** 01/31/08
Prep Date.....: 02/04/08 **Analysis Date..:** 02/05/08
Prep Batch #...: 8035297
Dilution Factor: 1 **Method.....:** SW846 8330 (Modif

PARAMETER	RESULT	REPORTING LIMIT	UNITS	MDL
Nitroguanidine	ND	20	ug/L	9.7

Environmental Quality Mgt., Inc.

Client Sample ID: FWGEQUIPRINSE3-0611-GW

Dissolved HPLC

Lot-Sample #...: A8A310101-009 **Work Order #...:** KGCLE1AD **Matrix.....:** WQ
Date Sampled...: 01/30/08 15:15 **Date Received..:** 01/31/08
Prep Date.....: 02/04/08 **Analysis Date..:** 02/05/08
Prep Batch #...: 8035297
Dilution Factor: 1 **Method.....:** SW846 8330 (Modif

PARAMETER	RESULT	REPORTING LIMIT	UNITS	MDL
Nitroguanidine	ND	20	ug/L	9.7

Environmental Quality Mgt., Inc.

Client Sample ID: FWGLL1mw-063C-0565-GW

Dissolved HPLC

Lot-Sample #...:	A8A310101-011	**Work Order #...:**	KGCNW1AC	**Matrix.....:**	WG
Date Sampled...:	01/30/08 12:10	**Date Received..:**	01/31/08		
Prep Date.....:	02/04/08	**Analysis Date..:**	02/05/08		
Prep Batch #...:	8035297				
Dilution Factor:	1	**Method.....:**	SW846 8330 (Modif		

PARAMETER	RESULT	REPORTING LIMIT	UNITS	MDL
Nitroguanidine	ND	20	ug/L	9.7

Environmental Quality Mgt., Inc.

Client Sample ID: FWGLL4mw-200C-0586-GW

Dissolved HPLC

Lot-Sample #...: A8A310101-012 **Work Order #...:** KGCN11AD **Matrix.....:** WG
Date Sampled...: 01/30/08 09:10 **Date Received..:** 01/31/08
Prep Date.....: 02/04/08 **Analysis Date..:** 02/05/08
Prep Batch #...: 8035297
Dilution Factor: 1 **Method.....:** SW846 8330 (Modif

PARAMETER	RESULT	REPORTING LIMIT	UNITS	MDL
Nitroguanidine	ND	20	ug/L	9.7

Environmental Quality Mgt., Inc.

Client Sample ID: FWGLL12mw-242C-0597-GW

Dissolved HPLC

Lot-Sample #...:	A8A310101-013	**Work Order #...:**	KGCN21AD	**Matrix.....:**	WG
Date Sampled...:	01/30/08 11:05	**Date Received..:**	01/31/08		
Prep Date.....:	02/04/08	**Analysis Date..:**	02/05/08		
Prep Batch #...:	8035297				
Dilution Factor:	1	**Method.....:**	SW846 8330 (Modif		

PARAMETER	RESULT	REPORTING LIMIT	UNITS	MDL
Nitroguanidine	ND	20	ug/L	9.7

Environmental Quality Mgt., Inc.

Client Sample ID: FWGLL12mw-113C-0589-GW

Dissolved HPLC

Lot-Sample #...:	A8A310101-014	**Work Order #...:**	KGCN31AD	**Matrix.....:**	WG
Date Sampled...:	01/30/08 13:25	**Date Received..:**	01/31/08		
Prep Date.....:	02/04/08	**Analysis Date..:**	02/05/08		
Prep Batch #...:	8035297				
Dilution Factor:	1	**Method.....:**	SW846 8330 (Modif		

PARAMETER	RESULT	REPORTING LIMIT	UNITS	MDL
Nitroguanidine	ND	20	ug/L	9.7

METHOD BLANK REPORT

HPLC

Client Lot #...: A8A310101 **Work Order #...:** KGH481AA **Matrix.....:** WATER
MB Lot-Sample #: G8B040000-297

Prep Date.....: 02/04/08
Analysis Date..: 02/05/08 **Prep Batch #...:** 8035297
Dilution Factor: 1

PARAMETER	RESULT	REPORTING LIMIT	UNITS	METHOD
Nitroguanidine	ND	20	ug/L	SW846 8330 (Modif

NOTE(S):

Calculations are performed before rounding to avoid round-off errors in calculated results.

LABORATORY CONTROL SAMPLE EVALUATION REPORT

HPLC

Client Lot #...: A8A310101 **Work Order #...:** KGH481AC **Matrix.....:** WATER
LCS Lot-Sample#: G8B040000-297
Prep Date.....: 02/04/08 **Analysis Date..:** 02/05/08
Prep Batch #...: 8035297
Dilution Factor: 1

PARAMETER	PERCENT RECOVERY	RECOVERY LIMITS	METHOD
Nitroguanidine	**88**	**(84 - 123)**	**SW846 8330 (Modified**

NOTE(S):

Calculations are performed before rounding to avoid round-off errors in calculated results.

Bold print denotes control parameters

MATRIX SPIKE SAMPLE EVALUATION REPORT

HPLC

Client Lot #...: A8A310101 **Work Order #...:** KGCLC1AJ-MS **Matrix.....:** WG
MS Lot-Sample #: A8A310101-008 KGCLC1AK-MSD
Date Sampled...: 01/30/08 13:15 **Date Received..:** 01/31/08
Prep Date.....: 02/04/08 **Analysis Date..:** 02/05/08
Prep Batch #...: 8035297
Dilution Factor: 1

PARAMETER	PERCENT RECOVERY	RECOVERY LIMITS	RPD	RPD LIMITS	METHOD
Nitroguanidine	**99**	**(84 - 123)**			**SW846 8330 (Modified**
	99	**(84 - 123)**	**0.07**	**(0-15)**	**SW846 8330 (Modified**

NOTE(S):

Calculations are performed before rounding to avoid round-off errors in calculated results.

Bold print denotes control parameters

****

Varian Star Workstation - RecalcList Wed Feb 06 14:04:35 2008

RecalcList: C:\Star\Sample list\NQ-02.05.2008.RCL

Created: Tue Feb 05 10:46:18 2008
Modified: Tue Feb 05 14:11:07 2008

****

Line	Sample Type	Sample Name	Data F
1	Analysis	BLANK	nq-2-5-2008=10;48;00-blank.
2	Verification	E071004E CCV 3	nq-2-5-2008=11;07;32-e071004e ccv 3.
3	Verification	E071004C MRL 1	nq-2-5-2008=11;27;05-e071004c mrl 1.
4	Analysis	G8B040000-MB	nq-2-5-2008=11;46;36-g8b040000-mb.
5	Analysis	G8B040000-LCS	nq-2-5-2008=12;06;04-g8b040000-lcs.
6	Analysis	A8A310101-1	nq-2-5-2008=12;25;33-a8a310101-1.
7	Analysis	A8A310101-2	nq-2-5-2008=12;45;03-a8a310101-2
8	Analysis	A8A310101-3	nq-2-5-2008=13;04;31-a8a310101-3
9	Analysis	A8A310101-4	nq-2-5-2008=13;24;05-a8a310101-4
10	Analysis	A8A310101-5	nq-2-5-2008=13;43;32-a8a310101-5
11	Analysis	A8A310101-6	nq-2-5-2008=14;03;00-a8a310101-6

Continue with
See Next Run Sequence 2/6/08

DEL 2-8-08

****

Varian Star Workstation - RecalcList Wed Feb 06 14:05:05 2008

RecalcList: C:\Star\Sample list\NQ-02.05.2008A.RCL

Created: Tue Feb 05 14:24:58 2008
Modified: Tue Feb 05 23:58:08 2008

****

Line	Sample Type	Sample Name	Data F
1	Verification	E071004F CCV 4	nq-2-5-2008=14;26;30-e071004f ccv 4.
2	Verification	E071004C MRL 1	nq-2-5-2008=14;46;01-e071004c mrl 1.
3	Analysis	A8A310101-7	nq-2-5-2008=15;05;32-a8a310101-7.
4	Analysis	A8A310101-8	nq-2-5-2008=15;25;02-a8a310101-8.
5	Analysis	A8A310101-8MS	nq-2-5-2008=15;44;32-a8a310101-8ms.
6	Analysis	A8A310101-8MSD	nq-2-5-2008=16;04;03-a8a310101-8msd.
7	Analysis	A8A310101-9	nq-2-5-2008=16;23;35-a8a310101-9.
8	Analysis	A8A310101-11	nq-2-5-2008=16;43;06-a8a310101-11.
9	Analysis	A8A310101-12	nq-2-5-2008=17;02;35-a8a310101-12.
10	Analysis	A8A310101-13	nq-2-5-2008=17;22;04-a8a310101-13.
11	Analysis	A8A310101-14	nq-2-5-2008=17;41;34-a8a310101-14.
12	Verification	E071004E CCV 3	nq-2-5-2008=18;01;07-e071004e ccv 3.
13	Verification	E071004C MRL 1	nq-2-5-2008=18;20;43-e071004c mrl 1
14	Analysis	G8B050000-MB	nq-2-5-2008=18;40;16-g8b050000-mb
15	Analysis	G8B050000-LCS	nq-2-5-2008=18;59;44-g8b050000-lcs
16	Analysis	A8A310222-1	nq-2-5-2008=19;19;14-a8a310222-1
17	Analysis	A8A310222-2	nq-2-5-2008=19;38;43-a8a310222-2
18	Analysis	A8A310222-3	nq-2-5-2008=19;58;12-a8a310222-3
19	Verification	E071004E CCV 3	nq-2-5-2008=20;17;40-e071004e ccv 3
20	Verification	E071004C MRL 1	nq-2-5-2008=20;37;14-e071004c mrl 1
21	Analysis	A8A310222-4	nq-2-5-2008=20;56;44-a8a310222-4
22	Analysis	A8A310222-5	nq-2-5-2008=21;16;13-a8a310222-5
23	Analysis	A8A310222-6	nq-2-5-2008=21;35;42-a8a310222-6
24	Analysis	A8A310222-7	nq-2-5-2008=21;55;09-a8a310222-7
25	Analysis	A8A310222-7MS	nq-2-5-2008=22;14;37-a8a310222-7ms
26	Analysis	A8A310222-7MSD	nq-2-5-2008=22;34;06-a8a310222-7msd
27	Verification	E071004E CCV 3	nq-2-5-2008=22;53;37-e071004e ccv 3
28	Verification	E071004C MRL 1	nq-2-5-2008=23;13;11-e071004c mrl 1
29	Analysis	BLANK	nq-2-5-2008=23;48;00-blank

GENERAL CHEMISTRY DATA

Ravenna, OH Data Review Checklist

Project Number: 030240.0006.05
Sample Event: January 2008
Data Reviewer/Date: Angye Dragotta/ March 7, 2008

SDG: A8A310101 Rev 0
Analysis: EPA 353.2- Nitrocellulose

Review Questions:	Yes	No	N/A	Comments	Qualifier
1. Did Chain-of-Custody information agree with laboratory report?	✓			COC#: 117215,336181,117232 and 117214;	
2. Were samples preserved properly and received in good condition?	✓			Sample coolers were received between 0.2 and 5.2°C. Upon receipt, it was documented by the laboratory, that the samples were not frozen and received in good condition. No qualifications were made to sample results based on temperatures less than 2°C.	QAPP Table 4-2
3. Were holding times met?	✓			Samples collected 1/29/08 and 1/30/08, extracted 2/6/08, hydrolyzed and analyzed on 2/8/08	QAPP Table 4-2 J/UJ/R
4. Were sample storage requirements met?	✓				QAPP Table 4-2
5. Were QAPP specified RLs achieved?	✓				QAPP Table 3.7
6. Were all QAPP-specified target analytes reported?	✓				QAPP Table 3.7
7. Was Acetone used to extract the samples? Was the Acetone evaporated using Nitrogen?	✓				STL SOP Sections 11.4
8. Does the initial calibration curve consist of 5 concentration levels with the low standard near but > MDL?	✓			Instrument FS4; ICAL 2/8/08 Stds- 0, 0.05, 0.2, 0.4, 1, 2	STL SOP Section 10.2 R
9. Was the correlation coefficient >0.995?	✓				STL SOP Section 10.2
10. Was a MRL Level Verification run at the beginning and end of every daily sequence or every 12 hours? Was the %D <30%?	✓			2/8/08@1554, 1624, 1646	LCG Table 5 >30%=J
11. Was a second source verification (ICV) analyzed after the ICAL? Were all analytes 90-110%?	✓			2/8/08@1552	STL SOP Section 9.8, 10.3, LCG >110%=J; 90-85%=J/UJ; <85%=J/R
12. Was the ICB analyzed after the ICV with results <1/2 the MRL?	✓				STL SOP Section 9.8, LCG < 5x = U
13. Was a CCV run every 10 samples and at the end of the analytical run?	✓			2/8/08@1626,1648	STL SOP Section 10.4
14. Was the ICV and CCV a mid-level standard from the initial calibration curve?	✓				STL SOP Section 10.3.1

Ravenna, OH Data Review Checklist

Project Number: 030240.0006.05
Sample Event: January 2008
Data Reviewer/Date: Angye Dragotta/ March 7, 2008

SDG: A8A310101 Rev 0
Analysis: EPA 353.2- Nitrocellulose

Review Questions:	Yes	No	N/A	Comments	Qualifier
15. Were all CCV calibration analytes within 90-110%?	✓				STL SOP Section 10.4, LCG >110%=J; 85-90%=J/UJ; <85%=J/R
16. Was the ICB analyzed after the ICV with results <1/2 the MRL?	✓				STL SOP Section 10.4, LCG < 5x = U
17. Was the Nitrocellulose assay available and/or analyzed to be within 10%?	✓				STL SOP Section 7.14.1 R
18. Was a method blank prepared and analyzed with each batch?	✓				
19. Were target analytes reported in the method blank <1/2 the MRL?	✓			ADR checked section;	STL SOP Section 9.4, LCG <5x=B
20. Was a field blank collected and analyzed?	✓			FWGEQUIPRinse3-0611-GW	
21. Were target analytes reported in the field blank analyses <1/2 the MRL?	✓				<5x=B
22. Was a field duplicate analyzed? Were the RPDs ≤30%?	✓			FWGLL3mw-DUP4-0604-GW was a field duplicate for FWGLL12mw-245C-0600-GW.	QAPP Table 3-2 RPD > 30% = J
23. Was an LCS prepared and analyzed with each batch? Was the LCS recovery within lab's in-house limits% (37-155%)?	✓				>UL%=J; 50-LL%=J/UJ; <50%=J/R
24. Was a MS/MSD pair prepared with each batch?	✓				
25. Was the MS/MSD parent sample a Ravenna sample?	✓			Sample FWGLL12mw-128c-0590-GW was the parent	
26. Were MS/MSD recoveries 40-140% and RPD ≤20?		✓		Recoveries were within control limits, but MS/MSD RPD was above control limits at 35%; Detected nitrocellulose results flagged as estimated, "J".	QAPP Table 3-2 Method EPA 353.2 Section 9.4.2 >UL%=J; 30-LL%=J/UJ; <30%=J/R

Ravenna, OH Data Review Checklist

Project Number: 030240.0006.05
Sample Event: January 2008
Data Reviewer/Date: Angye Dragotta/ March 7, 2008

SDG: A8A310101 Rev 0
Analysis: EPA 353.2- Nitrocellulose

Review Questions:	Yes	No	N/A	Comments	Qualifier
27. Were sample concentrations within calibration range?	✓				
28. Were laboratory-generated Quality Control Exception Reports issued? If yes, summarize contents.		✓			
30. Were lab comments included in report? If yes, summarize contents.		✓			

References: *STL SOP SAC-WC-0050 "Preparation and Analysis of Nitrocellulose in Aqueous and Soil/Sediment Samples by Colorimetric Autoanalyzer", Jan 2007, rev. 2.0*

Louisville Chemistry Guidelines (LCG), USACE June 2002 version 5

Final Quality Assurance Project Plan (QAPP) Addendum for the Facility-Wide Groundwater Monitoring Program Ravenna Army Ammunition Plant, Ravenna, OH, Portage Environmental September 2004

Additional Comments:

Environmental Quality Mgt., Inc.

Client Sample ID: FWGLL12mw-245C-0600-GW

General Chemistry

Lot-Sample #...: A8A310101-001 **Work Order #...:** KGCKR **Matrix.....:** WG
Date Sampled...: 01/30/08 09:10 **Date Received..:** 01/31/08

PARAMETER	RESULT	RL	UNITS	METHOD	PREPARATION-ANALYSIS DATE	PREP BATCH #
Nitrocellulose	ND	0.50	mg/L	MCAWW 353.2	02/06-02/08/08	8038202

Dilution Factor: 1 MDL.....: 0.12

Environmental Quality Mgt., Inc.

Client Sample ID: FWGLL12mw-DUP4-0604-GW

General Chemistry

Lot-Sample #...: A8A310101-002 **Work Order #...:** KGCKV **Matrix.....:** WG
Date Sampled...: 01/30/08 09:10 **Date Received..:** 01/31/08

PARAMETER	RESULT	RL	UNITS	METHOD	PREPARATION-ANALYSIS DATE	PREP BATCH #
Nitrocellulose	ND	0.50	mg/L	MCAWW 353.2	02/06-02/08/08	8038202

Dilution Factor: 1 MDL.....: 0.12

Environmental Quality Mgt., Inc.

Client Sample ID: FWGLL12mw-185C-0593-GW

General Chemistry

Lot-Sample #...: A8A310101-003 **Work Order #...:** KGCK1 **Matrix.....:** WG
Date Sampled...: 01/30/08 11:45 **Date Received..:** 01/31/08

PARAMETER	RESULT	RL	UNITS	METHOD	PREPARATION-ANALYSIS DATE	PREP BATCH #
Nitrocellulose	**1.4**	**0.50**	**mg/L**	**MCAWW 353.2**	**02/06-02/08/08**	**8038202**

Dilution Factor: 1 MDL.....: 0.12

Environmental Quality Mgt., Inc.

Client Sample ID: FWGLL12mw-244C-0599-GW

General Chemistry

Lot-Sample #...: A8A310101-004 Work Order #...: KGCK2 Matrix.....: WG
Date Sampled...: 01/30/08 13:20 Date Received..: 01/31/08

PARAMETER	RESULT	RL	UNITS	METHOD	PREPARATION-ANALYSIS DATE	PREP BATCH #
Nitrocellulose	0.20 B	0.50	mg/L	MCAWW 353.2	02/06-02/08/08	8038202

Dilution Factor: 1 MDL.....: 0.12

NOTE(S):

RL Reporting Limit

B Estimated result. Result is less than RL.

Environmental Quality Mgt., Inc.

Client Sample ID: FWGLL12mw-246C-0566-GW

General Chemistry

Lot-Sample #...: A8A310101-005 **Work Order #...:** KGCK3 **Matrix.....:** WG
Date Sampled...: 01/30/08 15:30 **Date Received..:** 01/31/08

PARAMETER	RESULT	RL	UNITS	METHOD	PREPARATION-ANALYSIS DATE	PREP BATCH #
Nitrocellulose	ND	0.50	mg/L	MCAWW 353.2	02/06-02/08/08	8038202

Dilution Factor: 1 MDL.....: 0.12

Environmental Quality Mgt., Inc.

Client Sample ID: FWGLL12mw-187C-0594-GW

General Chemistry

Lot-Sample #...: A8A310101-006 **Work Order #...:** KGCK5 **Matrix.....:** WG
Date Sampled...: 01/30/08 09:50 **Date Received..:** 01/31/08

PARAMETER	RESULT	RL	UNITS	METHOD	PREPARATION-ANALYSIS DATE	PREP BATCH #
Nitrocellulose	**4.0**	**0.50**	**mg/L**	**MCAWW 353.2**	**02/06-02/08/08**	**8038202**

Dilution Factor: 1 MDL.....: 0.12

Environmental Quality Mgt., Inc.

Client Sample ID: FWGLL12mw-243C-0598-GW

General Chemistry

Lot-Sample #...: A8A310101-007 Work Order #...: KGCK7 Matrix.....: WG
Date Sampled...: 01/30/08 11:30 Date Received..: 01/31/08

PARAMETER	RESULT	RL	UNITS	METHOD	PREPARATION-ANALYSIS DATE	PREP BATCH #
Nitrocellulose	0.16 B	0.50	mg/L	MCAWW 353.2	02/06-02/08/08	8038202

Dilution Factor: 1 MDL.....: 0.12

NOTE(S):

RL Reporting Limit

B Estimated result. Result is less than RL.

Environmental Quality Mgt., Inc.

Client Sample ID: FWGLL12mw-128C-0590-GW

General Chemistry

Lot-Sample #...: A8A310101-008 **Work Order #...:** KGCLC **Matrix.....:** WG
Date Sampled...: 01/30/08 13:15 **Date Received..:** 01/31/08

PARAMETER	RESULT	RL	UNITS	METHOD	PREPARATION-ANALYSIS DATE	PREP BATCH #
Nitrocellulose	ND	0.50	mg/L	MCAWW 353.2	02/06-02/08/08	8038202

Dilution Factor: 1 MDL.....: 0.12

Environmental Quality Mgt., Inc.

Client Sample ID: FWGEQUIPRINSE3-0611-GW

General Chemistry

Lot-Sample #...: A8A310101-009 **Work Order #...:** KGCLE **Matrix.....:** WQ
Date Sampled...: 01/30/08 15:15 **Date Received..:** 01/31/08

PARAMETER	RESULT	RL	UNITS	METHOD	PREPARATION-ANALYSIS DATE	PREP BATCH #
Nitrocellulose	ND	0.50	mg/L	MCAWW 353.2	02/06-02/08/08	8038202

Dilution Factor: 1 MDL.....: 0.12

Environmental Quality Mgt., Inc.

Client Sample ID: FWGLL1mw-063C-0565-GW

General Chemistry

Lot-Sample #...: A8A310101-011 **Work Order #...:** KGCNW **Matrix.....:** WG
Date Sampled...: 01/30/08 12:10 **Date Received..:** 01/31/08

PARAMETER	RESULT	RL	UNITS	METHOD	PREPARATION-ANALYSIS DATE	PREP BATCH #
Nitrocellulose	ND	0.50	mg/L	MCAWW 353.2	02/06-02/08/08	8038202

Dilution Factor: 1 MDL.....: 0.12

Environmental Quality Mgt., Inc.

Client Sample ID: FWGLL4mw-200C-0586-GW

General Chemistry

Lot-Sample #...: A8A310101-012 Work Order #...: KGCN1 Matrix.....: WG
Date Sampled...: 01/30/08 09:10 Date Received..: 01/31/08

PARAMETER	RESULT	RL	UNITS	METHOD	PREPARATION-ANALYSIS DATE	PREP BATCH #
Nitrocellulose	0.16 B	0.50	mg/L	MCAWW 353.2	02/06-02/08/08	8038202

Dilution Factor: 1 MDL.....: 0.12

NOTE(S):

RL Reporting Limit

B Estimated result. Result is less than RL.

Environmental Quality Mgt., Inc.

Client Sample ID: FWGLL12mw-242C-0597-GW

General Chemistry

Lot-Sample #...: A8A310101-013 **Work Order #...:** KGCN2 **Matrix.....:** WG
Date Sampled...: 01/30/08 11:05 **Date Received..:** 01/31/08

PARAMETER	RESULT	RL	UNITS	METHOD	PREPARATION-ANALYSIS DATE	PREP BATCH #
Nitrocellulose	ND	0.50	mg/L	MCAWW 353.2	02/06-02/08/08	8038202

Dilution Factor: 1 MDL.....: 0.12

Environmental Quality Mgt., Inc.

Client Sample ID: FWGLL12mw-113C-0589-GW

General Chemistry

Lot-Sample #...: A8A310101-014 **Work Order #...:** KGCN3 **Matrix.....:** WG
Date Sampled...: 01/30/08 13:25 **Date Received..:** 01/31/08

PARAMETER	RESULT	RL	UNITS	METHOD	PREPARATION-ANALYSIS DATE	PREP BATCH #
Nitrocellulose	ND	0.50	mg/L	MCAWW 353.2	02/06-02/08/08	8038202

Dilution Factor: 1 MDL.....: 0.12

METHOD BLANK REPORT

General Chemistry

Client Lot #...: A8A310101 **Matrix.....:** WATER

PARAMETER	RESULT	REPORTING LIMIT	UNITS	METHOD	PREPARATION-ANALYSIS DATE	PREP BATCH #
Nitrocellulose		Work Order #: KGN851AA		MB Lot-Sample #:	G8B070000-202	
	ND	0.50	mg/L	MCAWW 353.2	02/06-02/08/08	8038202
		Dilution Factor: 1				

NOTE(S):

Calculations are performed before rounding to avoid round-off errors in calculated results.

LABORATORY CONTROL SAMPLE EVALUATION REPORT

General Chemistry

Client Lot #...: A8A310101 **Matrix.....:** WATER

PARAMETER	PERCENT RECOVERY	RECOVERY LIMITS	METHOD	PREPARATION-ANALYSIS DATE	PREP BATCH #
Nitrocellulose		Work Order #: KGN851AC	LCS Lot-Sample#: G8B070000-202		
	99	(37 - 155)	MCAWW 353.2	02/06-02/08/08	8038202
		Dilution Factor: 1			

NOTE(S):

Calculations are performed before rounding to avoid round-off errors in calculated results.

MATRIX SPIKE SAMPLE EVALUATION REPORT

General Chemistry

Client Lot #...: A8A310101 **Matrix.....:** WG
Date Sampled...: 01/30/08 13:15 **Date Received..:** 01/31/08

PARAMETER	PERCENT RECOVERY	RECOVERY LIMITS	RPD	RPD LIMITS	METHOD	PREPARATION-ANALYSIS DATE	PREP BATCH #
Nitrocellulose		WO#: KGCLC1AF-MS/KGCLC1AG-MSD				MS Lot-Sample #: A8A310101-008	
	42	(37 - 155)			MCAWW 353.2	02/06-02/08/08	8038202
	60 *	(37 - 155)	35	(0-15)	MCAWW 353.2	02/06-02/08/08	8038202
		Dilution Factor: 1					

NOTE(S):

Calculations are performed before rounding to avoid round-off errors in calculated results.

* Relative percent difference (RPD) is outside stated control limits.

TestAmerica North Canton

Severn Trent
Sacramento Laboratory

NITROCELLULOSE

(SOP # SAC-WC-0050, Rev.0)

ANALYST LHERNANDEZ DATE 02/08/08 17:01 METHOD NO. 353.2 FILE 020808A

CHECKED BY DATE PROJECT NO. A8A310101

BATCH NO. 8038202 INST - FS4

RL = 0.5 mg/L (MDL = 0.124)

	Lab ID	Time	Standard Conc. mg/L	Cup #	Sample Aliquot gram	Sample Aliquot mL	Extract Volume mL	Dilution	Height	$NO_3 + NO_2$ Raw Result	mg/L	ug/g	Recovery	Check
1	Cal 0	15:38	0	0					-18.0117	-0.001063				
2	Cal 1	15:40	0.05	102					8150.336	0.046717				
3	Cal 2	15:42	0.2	103					34018.68	0.198032				
4	Cal 3	15:44	0.4	104					68420.88	0.399265				
5	Cal 4	15:46	1	105					173385.2	1.013247				
6	Cal 5	15:48	2	106					341018	1.993802				
7	Blank	15:50		0				1	152.7285	-0.000064				
8	ICV 1PPM NOx	15:52	1	107				1	172954.8	1.010729			101.1%	
9	MRL 0.05PPM	15:54	0.05	102				1	9311.484	0.053509			107.0%	
10	NO2 1PPM	15:56	1	108				1	177619.6	1.038015			103.8%	
11	NO3 1PPM	15:58	1	109				1	168238.5	0.983142			98.3%	
12	blank	16:00		0				1	117.168	-0.000272				
13	Baseline	16:02		0				1	0	-0.000958				
14	MB-A 8038202	16:04		201		100	40	1	4182.255	0.023506	0.085	ND		< RL
15	LCS-A 8038202	16:06	2.004	202		100	40	1	94008.84	0.548940	1.98		98.8%	
16	A8A310101-1	16:08		203		100	40	1	4330.539	0.024373	0.088	ND		
17	A8A310101-2	16:10		204		100	40	1	3353.49	0.018658	0.067	ND		< RL
18	A8A310101-3	16:12		205		100	40	1	67105.53	0.391571	1.41	✓		
19	A8A310101-4	16:14		206		100	40	1	9671.566	0.055615	0.2	✓		
20	A8A310101-5	16:16		207		100	40	1	2866.58	0.015810	0.057	ND		< RL
21	A8A310101-6	16:18		208		100	40	1	190168.9	1.111422	4.01	✓		
22	A8A310101-7	16:20		209		100	40	1	7917.922	0.045358	0.16	✓		< RL
23	A8A310101-8	16:22		210		100	40	1	4005.994	0.022475	0.081	ND		< RL
24	MRL 0.05PPM	16:24	0.05	102				1	8241.499	0.047250			94.5%	
25	CCV Cal 4	16:26	1	105				1	170606.7	0.996994			99.7%	
26	Blank	16:28		0				1	-40.6811	-0.001196				
27	Baseline	16:30		0				1	0	-0.000958				
28	A8A310101-8S	16:32	2.004	211		100	40	1	40212.37	0.234262	0.84	✓	42 %	
29	A8A310101-8D	16:34	2.004	212		100	40	1	57053.73	0.332774	1.2	✓	60 %	
30	A8A310101-9	16:36		213		100	40	1	2726.704	0.014992	0.054	ND		< RL
31	A8A310101-11	16:38		214		100	40	1	3681.909	0.020579	0.074	ND		< RL
32	A8A310101-12	16:40		215		100	40	1	7583.154	0.043399	0.16	✓		< RL
33	A8A310101-13	16:42		216		100	40	1	3321.477	0.018471	0.067	ND		< RL
34	A8A310101-14	16:44		217		100	40	1	3253.101	0.018071	0.065	ND		< RL

Nitrocellulose

Slope = 1.7096E+05
Intercept = 1.6375E+02
Correlation = 0.999961

%Nitrocellulose Assay = 0.111

Nitrocellulose = (NO3 + NO2) * Prep Factor / 0.111

AA 2/14/08

Severn Trent
Sacramento Laboratory

NITROCELLULOSE

(SOP # SAC-WC-0050, Rev.0)

ANALYST LHERNANDEZ DATE 02/08/08 17:01 METHOD NO. 353.2 FILE 020808A

CHECKED BY DATE PROJECT NO. A8A310101

BATCH NO. 8038202 INST - FS4

	Lab ID	Time	Standard Conc. mg/L	Cup #	Sample Aliquot gram	Sample Aliquot mL	Extract Volume mL	Dilution	Height	$NO_3 + NO_2$ Raw Result	Nitrocellulose			
35	MRL 0.05PPM	16:46	0.05	102				1	8252.187	0.047313			94.6%	
36	CCV Cal 4	16:48	1	105				1	170150.3	0.994324			99.4%	
37	Blank	16:50		0				1	6.176701	-0.000922				
38	Baseline	16:52		0				1	0	-0.000958				
39														
40														
41														
42														
43														
44														
45														
46														
47														
48														

Nitrocellulose = (NO3 + NO2) * Prep Factor / 0.111

Matrix Spike / Matrix Spike Duplicate Recovery and RPD Outlier Report

Method Batch : 8038202 **Analysis Method :** 353.2 Modified **Analysis Date :** 02/08/2008

Preparation Batch : 8038202 **Preparation Type :** 3535 **Preparation Date :** 02/06/2008

Lab Reporting Batch : A8A310101 **Lab ID:** STLCAN

Client Sample ID	Lab Sample ID	Matrix	Analyte Name	Reported *		Project Limits (Percent)			
				Percent Recovery	RPD	Rejection Point**	Lower Limit	Upper Limit	RPD
FWGLL12mw-128C-0590	A8A310101008D	AQ	Nitrocellulose		35	30.00	40.00	140.00	20.00

Associated Samples: All samples in Method Batch

Client Sample ID	Lab Sample ID
FWGEQUIPRINSE3-0611-GW	A8A310101009
FWGLL12mw-113C-0589-GW	A8A310101014
FWGLL12mw-128C-0590-GW	A8A310101008
FWGLL12mw-185C-0593-GW	A8A310101003
FWGLL12mw-187C-0594-GW	A8A310101006
FWGLL12mw-242C-0597-GW	A8A310101013
FWGLL12mw-243C-0598-GW	A8A310101007
FWGLL12mw-244C-0599-GW	A8A310101004
FWGLL12mw-245C-0600-GW	A8A310101001
FWGLL12mw-246C-0566-GW	A8A310101005
FWGLL12mw-DUP4-0604-GW	A8A310101002
FWGLL1mw-063C-0565-GW	A8A310101011
FWGLL4mw-200C-0586-GW	A8A310101012

* Only those Percent Recovery and/or RPD values outside project limits are listed in this report.
** Metal are also assessed against an upper rejection point of 150 percent for waters and 200 percent for soils and sediments

Project Number and Name: ***030240.0006 - Ravenna***

Reporting Limits Outlier Report (detected results reported below the reporting limit)

Lab Report Batch: A8A310101 **Lab ID:** STLCAN

Client Sample ID	Lab Sample ID	Analysis Method	Matrix	Analyte Name	Lab Qualifier	Result	EDD Reporting Limit	Units
FWGLL12mw-128C-0590-	A8A310101008	8330	AQ	3-Nitrotoluene	J	0.098	0.54	ug/L
FWGLL12mw-185C-0593-	A8A310101003			Nitrobenzene	J	0.071	0.096	ug/L
FWGLL12mw-242C-0597-	A8A310101013			1,3,5-Trinitrobenzene	J	0.045	0.10	ug/L
FWGLL12mw-243C-0598-	A8A310101007	353.2 Modified		Nitrocellulose	B	0.16	0.50	mg/L
		8330		Nitrobenzene	J	0.051	0.097	ug/L
FWGLL12mw-244C-0599-	A8A310101004	353.2 Modified		Nitrocellulose	B	0.20	0.50	mg/L
FWGLL1mw-063C-0565-G	A8A310101010	8330		1,3,5-Trinitrobenzene	J	0.042	0.12	ug/L
FWGLL4mw-200C-0586-G	A8A310101012	353.2 Modified		Nitrocellulose	B	0.16	0.50	mg/L

QC Outlier Report: Non-Qualified Outliers for Reporting Limits
(Sample is non-detect but reported result exceeds project requirements for reporting limit)

Lab Report Batch: A8A310101 **Lab ID:** STLCAN

Client Sample ID	Lab Sample ID	Analysis Method	Matrix	Analyte Name	Lab Qualifier	Result	Reporting Limit Criteria*	Units
FWGEQUIPRINSE3-0611-	A8A310101009	8330	AQ	2-Nitrotoluene	U	0.51	0.20	ug/L
				3-Nitrotoluene	U	0.51	0.20	ug/L
				4-Nitrotoluene	U	0.51	0.20	ug/L
FWGLL12mw-113C-0589-	A8A310101014	8330	AQ	2-Nitrotoluene	U	0.45	0.18	ug/L
				3-Nitrotoluene	U	0.45	0.18	ug/L
				4-Nitrotoluene	U	0.45	0.18	ug/L
FWGLL12mw-128C-0590-	A8A310101008	8330	AQ	2,4-Dinitrotoluene	U	0.11	0.11	ug/L
				2,6-Dinitrotoluene	U	0.11	0.11	ug/L
				2-Nitrotoluene	U	0.54	0.22	ug/L
				4-Nitrotoluene	U	0.54	0.22	ug/L
FWGLL12mw-185C-0593-	A8A310101003	8330	AQ	2-Nitrotoluene	U	0.48	0.19	ug/L
				3-Nitrotoluene	U	0.48	0.19	ug/L
				4-Nitrotoluene	U	0.48	0.19	ug/L
FWGLL12mw-187C-0594-	A8A310101006	8330	AQ	2-Nitrotoluene	U	0.48	0.19	ug/L
				3-Nitrotoluene	U	0.48	0.19	ug/L
				4-Nitrotoluene	U	0.48	0.19	ug/L
FWGLL12mw-242C-0597-	A8A310101013	8330	AQ	2-Nitrotoluene	U	0.50	0.20	ug/L
				3-Nitrotoluene	U	0.50	0.20	ug/L
				4-Nitrotoluene	U	0.50	0.20	ug/L
FWGLL12mw-243C-0598-	A8A310101007	8330	AQ	2-Nitrotoluene	U	0.48	0.19	ug/L
				3-Nitrotoluene	U	0.48	0.19	ug/L
				4-Nitrotoluene	U	0.48	0.19	ug/L
FWGLL12mw-244C-0599-	A8A310101004	8330	AQ	2-Nitrotoluene	U	0.51	0.20	ug/L
				3-Nitrotoluene	U	0.51	0.20	ug/L
				4-Nitrotoluene	U	0.51	0.20	ug/L
FWGLL12mw-245C-0600-	A8A310101001	8330	AQ	2-Nitrotoluene	U	0.48	0.19	ug/L
				3-Nitrotoluene	U	0.48	0.19	ug/L

* Reporting Limit Criteria = (Dilution Factor) * (Reporting Limit from the reference project library) * (Percent Moisture Correction)
Percent Moisture Correction:
Soil: 100 / (100 - Percent Moisture)
Water: 1

Project Number and Name: **030240.0006 - Ravenna**

QC Outlier Report: Non-Qualified Outliers for Reporting Limits
(Sample is non-detect but reported result exceeds project requirements for reporting limit)

Lab Report Batch: A8A310101 **Lab ID:** STLCAN

Client Sample ID	Lab Sample ID	Analysis Method	Matrix	Analyte Name	Lab Qualifier	Result	Reporting Limit Criteria*	Units
FWGLL12mw-245C-0600-	A8A310101001	8330	AQ	4-Nitrotoluene	U	0.48	0.19	ug/L
FWGLL12mw-246C-0566-	A8A310101005	8330	AQ	2-Nitrotoluene	U	0.49	0.20	ug/L
				3-Nitrotoluene	U	0.49	0.20	ug/L
				4-Nitrotoluene	U	0.49	0.20	ug/L
FWGLL12mw-DUP4-0604	A8A310101002	8330	AQ	2-Nitrotoluene	U	0.50	0.20	ug/L
				3-Nitrotoluene	U	0.50	0.20	ug/L
				4-Nitrotoluene	U	0.50	0.20	ug/L
FWGLL1mw-063C-0565-G	A8A310101010	8330	AQ	2-Nitrotoluene	U	0.58	0.23	ug/L
				3-Nitrotoluene	U	0.58	0.23	ug/L
				4-Nitrotoluene	U	0.58	0.23	ug/L
FWGLL4mw-200C-0586-G	A8A310101012	8330	AQ	2-Nitrotoluene	U	0.48	0.19	ug/L
				3-Nitrotoluene	U	0.48	0.19	ug/L
				4-Nitrotoluene	U	0.48	0.19	ug/L

* Reporting Limit Criteria = (Dilution Factor) * (Reporting Limit from the reference project library) * (Percent Moisture Correction)
Percent Moisture Correction:
Soil: 100 / (100 - Percent Moisture)
Water: 1

Project Number and Name: **030240.0006 - Ravenna**

Technical Completeness Report

Project No. / Name : *030240.0006 / Ravenna*

Analytical Method	Total Number of Analytes	Number of Rejects	Percent Completeness
353.2 Modified	13	0	100.0
8330	208	0	100.0
SW8330 Modified	13	0	100.0
Total	***234***	***0***	***100.0***

Note:

$$\text{Percent Completeness} = \frac{\text{Number of Useable Results}}{\text{Number of Reported Results}} * 100\ \%$$

[Useable results are qualified but not Rejected data]

Data Verification Summary

Site: Ravenna Army Ammunition Plant
Sampling Event: January 2008
STL Sample Delivery Group: A8A310102 **Date:** March 14, 2008
COC#: 117215,336181,117232,117214 **Revision:** 0

Data Validator: Angye Dragotta/Environmental Quality Management, Inc. (EQM, Inc.)

QA/QC Summary

On January 29 and January 30, 2008 the following samples were collected from groundwater-monitoring wells at Ravenna Army Ammunition Plant and analyzed as part of SDG A8A310102.

Field Sample ID	Analytes	Method
FWGLL1mw-063c-0565-GW	VOCs	SW846 8260B
FWGLL4mw-200c-0586-GW	SVOCs	SW846 8270C
	Pesticides	SW846 8081A
	PCBs	SW846 8082
	Cyanide	SW846 9012A
FWGLL12mw-245c-0600-GW	VOCs	SW846 8260B
FWGLL12mw-DUP4-0604-GW	SVOCs	SW846 8270C
FWGLL12mw-185c-0593-GW	Pesticides	SW846 8081A
FWGLL12mw-244c-0599-GW	PCBs	SW846 8082
FWGLL12mw-246c-0566-GW	Cyanide	SW846 9012A
FWGLL12mw-187c-0594-GW	Nitrate	SW846 353.2
FWGLL12mw-243c-0598-GW		
FWGLL12mw-128c-0590-GW		
FWGEQUIPRinse3-0611-GW		
FWGLL12mw-242c-0597-GW		
FWGLL12mw-113c-0589-GW		
FWGLL12mw-245c-0600-GF	TAL23 Metals	SW846 6010B/6020/7470A
FWGLL12mw-DUP4-0604-GF		
FWGLL12mw-185c-0593-GF		
FWGLL12mw-244c-0599-GF		
FWGLL12mw-246c-0566-GF		
FWGLL12mw-187c-0594-GF		
FWGLL12mw-243c-0598-GF		
FWGLL12mw-128c-0590-GF		
FWGEQUIPRinse3-0611-GF		
FWGLL1mw-063c-0565-GF		
FWGLL4mw-200c-0586-GF		
FWGLL12mw-242c-0597-GF		
FWGLL12mw-113c-0589-GF		
FWGTeam1-Trip	VOCs	SW846 8260B
FWGTeam2-Trip		
FWGTeam3-Trip		
FWGTeam3-Trip012908		

Data Verification Summary

Site: Ravenna Army Ammunition Plant
Sampling Event: January 2008
STL Sample Delivery Group: A8A310102
COC#: 117215,336181,117232,117214

Date: March 14, 2008
Revision: 0

The data presented in this report were evaluated according to the *Final Quality Assurance Project Plan Addendum for the Facility-Wide Groundwater Monitoring Program Ravenna Army Ammunition Plant Ravenna, OH, Portage Environmental, September 2004.* The following documents will be used as needed to supplement the project documentation: *Louisville Chemistry Guidelines, USACE, June 2002 version 5, EPA National Functional Guidelines (NFG) for Organic Data Review, EPA-540/R-99-008, October 1999, NFG for Inorganic Data Review, EPA-540/R-04-004, October 2004*, Analytical Methods, and Laboratory Standard Operating Procedures. These objectives represent accuracy and precision performance goals for each analytical method.

Sample coolers were received between 0.2 and 5.2°C. Upon receipt, it was documented by the laboratory, that the samples were not frozen and received in good condition. No qualifications were made to sample results based on temperatures less than 2°C.

The completeness objective for the project was 90%. The completeness objective was met for this SDG, 96.8%. Limitations, if any, on the data are indicated with qualifiers detailed below.

SUMMARY OF QUALIFICATIONS AND QC OUTLIERS:

Sample ID	Method	Analyte	Concentration (µg/L)	Lab Flag	Ver Flag	Reason
FWGEQUIPRINSE3-0611-GW	353.2	Nitrate	0.05mg/L	B	J	Result was between the MDL and RL
	8081A	Heptachlor	0.03	U	R	ICV recovered below 80%; CCV %Ds were greater than -30%; MRL checks recovered below 65%
	8260B	Acetone	1.1	J	J	Result was between the MDL and RL; MRL check recovered below 50%
		2-Butanone	3.9	J	J	Results were between the MDL and RL;
		2-Hexanone	10	U	UJ	MRL check recovered below control limits
		4-Methyl-2-pentanone	10	U	UJ	
		Chloromethane	1.0	U	R	CCV %D was greater than 30%; MRL check recovered below control limits
	8270C	Benzoic Acid	10	U	R	LCS recovered below 10%

Data Verification Summary

Site: Ravenna Army Ammunition Plant
Sampling Event: January 2008
STL Sample Delivery Group: A8A310102
COC#: 117215,336181,117232,117214

Date: March 14, 2008
Revision: 0

Sample ID	Method	Analyte	Concentration (µg/L)	Lab Flag	Ver Flag	Reason
FWGEQUIPRINSE3-0611-GW	8270C	Hexachlorocyclopentadiene	10	U	R	LCS recovered below 10%; CCV %D was greater than 30%
	6010B	Potassium	151	J	J	Result was between the MDL and RL
FWGLL12mw-113c-0589-GF	6020	Antimony	0.56	B	J	Results were between the MDL and RL
		Cadmium	0.45	B	J	
		Thallium	0.42	B	J	
	6010B	Vanadium	46.7	-	J	Lab duplicate RPD was above control limits
FWGLL12mw-113c-0589-GW	8081A	All Analytes except Heptachlor	Various	U	UJ	Surrogate recovered below control limits
		Heptachlor	0.030	U	R	Surrogate recovered below control limits; ICV recovered below 80%; CCV %Ds were greater than -30%; MRL checks recovered below 65%
	8082	All Analytes	0.50	U	UJ	Surrogate recovered below control limits
	8260B	Chloromethane	1.0	U	R	CCV %D was greater than 30%; MRL check recovered below control limits
		Acetone	10	U	R	MRL check recovered below 50%
		2-Hexanone	10	U	UJ	MRL check recovered below control limits
		4-Methyl-2-pentanone	10	U	UJ	
	8270C	2,4-Dinitrophenol	5.0	U	UJ	MRL check recovered below control limits
		Pentachlorophenol	5.0	U	UJ	
		Benzoic Acid	10	U	R	LCS recovered below 10%
		Hexachlorocyclopentadiene	10	U	R	
	9012A	Cyanide	0.0087mg/L	B	J	Result was between the MDL and RL
FWGLL12mw-128c-0590-GF	6020	Zinc	12.4	J	B	Result was less than 5x the MB value

Data Verification Summary

Site: Ravenna Army Ammunition Plant
Sampling Event: January 2008
STL Sample Delivery Group: A8A310102
COC#: 117215,336181,117232,117214

Date: March 14, 2008
Revision: 0

Sample ID	Method	Analyte	Concentration (µg/L)	Lab Flag	Ver Flag	Reason
FWGLL12mw-128c-0590-GW	353.2	Nitrate	0.09mg/L	B	BJ	B = Result was less than 5x the ER value; J = Result was between the MDL and RL.
	8081A	All Analytes except Heptachlor	Various	U	UJ	Surrogate recovered below control limits
		Heptachlor	0.030	U	R	Surrogate recovered below control limits; ICV recovered below 80%; CCV %Ds were greater than -30%; MRL checks recovered below 65%
	8082	All Analytes	0.50	U	UJ	Surrogate recovered below control limits
	8260B	Chloromethane	1.0	U	R	CCV %D was greater than 30%; MRL check recovered below control limits
		Acetone	10	U	R	MRL check recovered below 50%
		2-Hexanone	10	U	UJ	MRL check recovered below control limits
		4-Methyl-2-pentanone	10	U	UJ	
	8270C	Benzoic Acid	10	U	R	LCS recovered below 10%
		Hexachlorocyclopentadiene	10	U	R	LCS recovered below 10%; MRL check recovered below control limits
FWGLL12mw-185c-0593-GF	6010B	Calcium	714000	J	R	No valid calibration preceding analysis
		Cobalt	2.6	B	J	Results were between the MDL and RL
		Nickel	6.9	B	J	
	6020	Cadmium	0.24	B	J	
		Zinc	12.4	J	BJ	B=Result was less than 5x MB values; J=Result was between the MDL and RL
FWGLL12mw-185c-0593-GW	8081A	All Analytes except Heptachlor	Various	U	UJ	Surrogate recovered below control limits

Data Verification Summary

Site: Ravenna Army Ammunition Plant
Sampling Event: January 2008
STL Sample Delivery Group: A8A310102
COC#: 117215,336181,117232,117214

Date: March 14, 2008
Revision: 0

Sample ID	Method	Analyte	Concentration (µg/L)	Lab Flag	Ver Flag	Reason
FWGLL12mw-185c-0593-GW	8081A	Heptachlor	0.030	U	R	Surrogate recovered below control limits; ICV recovered below 80%; CCV %Ds were greater than -30%; MRL checks recovered below 65%
	8082	All Analytes	0.50	U	UJ	Surrogate recovered below control limits
	8260B	Chloromethane	1.0	U	R	CCV %D was greater than 30%; MRL check recovered below control limits
		Acetone	10	U	R	MRL check recovered below 50%
		2-Hexanone	10	U	UJ	MRL check recovered below control limits
		4-Methyl-2-pentanone	10	U	UJ	
	8270C	Benzoic Acid	10	U	R	LCS recovered below 10%
		Hexachlorocyclopentadiene	10	U	R	LCS recovered below 10%; MRL check recovered below control limits
	9012A	Cyanide	0.01mg/L	U	UJ	MS recovered below control limits
FWGLL12mw-187c-0594-GF	6010B	Calcium	969000	J	R	No valid calibration preceding analysis
	6020	Aluminum	26.8	B	J	Results were between the MDL and RL
		Antimony	0.17	B	J	
		Thallium	0.52	B	J	
		Zinc	9.7	BJ	BJ	B=Result was less than 5x MB value J=Result was between the MDL and RL
FWGLL12mw-187c-0594-GW	8081A	Heptachlor	0.030	U	R	ICV recovered below 80%; CCV %Ds were greater than -30%; MRL checks recovered below 65%

Data Verification Summary

Site: Ravenna Army Ammunition Plant
Sampling Event: January 2008
STL Sample Delivery Group: A8A310102
COC#: 117215,336181,117232,117214

Date: March 14, 2008
Revision: 0

Sample ID	Method	Analyte	Concentration (µg/L)	Lab Flag	Ver Flag	Reason
FWGLL12mw-187c-0594-GW	8260B	Chloromethane	1.0	U	R	CCV %D was greater than 30%; MRL check recovered below control limits
		Acetone	10	U	R	MRL check recovered below 50%
		2-Hexanone	10	U	UJ	MRL check recovered below control limits
		4-Methyl-2-pentanone	10	U	UJ	
	8270C	Benzoic Acid	10	U	R	LCS recovered below 10%
		Hexachlorocyclopentadiene	10	U	R	LCS recovered below 10%; MRL check recovered below control limits
FWGLL12mw-242c-0597-GF	6020	Antimony	0.73	B	J	Results were between the MDL and RL
		Cadmium	0.20	B	J	
		Thallium	0.29	B	J	
	6010B	Vanadium	46.4	-	J	Lab duplicate RPD was above control limits
FWGLL12mw-242c-0597-GW	353.2	Nitrate	0.04mg/L	B	BJ	B = Result was less than 5x the ER value; J = Result was between the MDL and RL.
	8081A	All Analytes except Heptachlor	Various	U	UJ	Surrogate recovered below control limits
		Heptachlor	0.03	U	R	Surrogate recovered below control limits; ICV recovered below 80%; CCV %Ds were greater than -30%; MRL checks recovered below 65%
	8082	All Analytes	0.50	U	UJ	Surrogate recovered below control limits
	8260B	Chloromethane	1.0	U	R	CCV %D was greater than 30%; MRL check recovered below control limits

Data Verification Summary

Site: Ravenna Army Ammunition Plant
Sampling Event: January 2008
STL Sample Delivery Group: A8A310102
COC#: 117215,336181,117232,117214

Date: March 14, 2008
Revision: 0

Sample ID	Method	Analyte	Concentration (µg/L)	Lab Flag	Ver Flag	Reason
FWGLL12mw-242c-0597-GW	8260B	Acetone	10	U	R	MRL check recovered below 50%
		2-Hexanone	10	U	UJ	MRL check recovered below control limits
		4-Methyl-2-pentanone	10	U	UJ	
		Benzene	0.55	J	J	Results were between the MDL and RL
		m,p-Xylenes	0.31	J	J	
		o-xylene	0.17	J	J	
		Total Xylenes	0.48	J	J	
		Toluene	0.71	J	BJ	B = Result was less than 5x the ER value; J = Result was between the MDL and RL.
	8270C	Benzoic Acid	10	U	R	LCS recovered below 10%
		Hexachlorocyclopentadiene	10	U	R	LCS recovered below 10%; MRL check recovered below control limits
FWGLL12mw-243c-0598-GF	6010B	Cobalt	2.1	B	J	Result was between the MDL and RL
	6020	Zinc	5.6	BJ	BJ	B=Result was less than 5x MB value J=Result was between the MDL and RL
FWGLL12mw-243c-0598-GW	8081A	All Analytes except Heptachlor	Various	U	UJ	Surrogate recovered below control limits
		Heptachlor	0.03	U	R	Surrogate recovered below control limits; ICV recovered below 80%; CCV %Ds were greater than -30%; MRL checks recovered below 65%
	8082	All Analytes	0.50	U	UJ	Surrogate recovered below control limits
	8260B	Chloromethane	1.0	U	R	CCV %D was greater than 30%; MRL check recovered below control limits

Data Verification Summary

Site: Ravenna Army Ammunition Plant
Sampling Event: January 2008
STL Sample Delivery Group: A8A310102
COC#: 117215,336181,117232,117214

Date: March 14, 2008
Revision: 0

Sample ID	Method	Analyte	Concentration (µg/L)	Lab Flag	Ver Flag	Reason
FWGLL12mw-243c-0598-GW	8260B	Acetone	10	U	R	MRL check recovered below 50%
		2-Hexanone	10	U	UJ	MRL check recovered below control limits
		4-Methyl-2-pentanone	10	U	UJ	
	8270C	Benzoic Acid	10	U	R	LCS recovered below 10%
		Hexachlorocyclopentadiene	10	U	R	LCS recovered below 10%; MRL check recovered below control limits
FWGLL12mw-244c-0599-GF	6020	Antimony	0.34	B	J	Result was between the MDL and RL
		Zinc	3.0	BJ	BJ	B = Result was less than 5x the MB value; J = Result was between the MDL and RL.
FWGLL12mw-244c-0599-GW	353.2	Nitrate	0.04mg/L	B	BJ	B = Result was less than 5x the EB value; J = Result was between the MDL and RL.
	8081A	All Analytes except Heptachlor	Various	U	UJ	Surrogate recovered below control limits
		Heptachlor	0.03	U	R	Surrogate recovered below control limits; ICV recovered below 80%; CCV %Ds were greater than -30%; MRL checks recovered below 65%
	8082	All Analytes	0.50	U	UJ	Surrogate recovered below control limits
	8260B	Chloromethane	1.0	U	R	CCV %D was greater than 30%; MRL check recovered below control limits
		Acetone	10	U	R	MRL check recovered below 50%
		2-Hexanone	10	U	UJ	MRL check recovered below control limits
		4-Methyl-2-pentanone	10	U	UJ	

Data Verification Summary

Site: Ravenna Army Ammunition Plant
Sampling Event: January 2008
STL Sample Delivery Group: A8A310102
COC#: 117215,336181,117232,117214

Date: March 14, 2008
Revision: 0

Sample ID	Method	Analyte	Concentration (µg/L)	Lab Flag	Ver Flag	Reason
FWGLL12mw-244c-0599-GW	8270C	Benzoic Acid	10	U	R	LCS recovered below 10%
		Hexachlorocyclopentadiene	10	U	R	LCS recovered below 10%; MRL check recovered below control limits
	9012A	Cyanide	0.010mg/L	U	UJ	MS recovered below control limits
FWGLL12mw-245c-0600-GF	6020	Aluminum	27.6	B	J	Result was between the MDL and RL; Field Duplicate RPD was above control limits
		Iron	1670	J	J	Field Duplicate RPD was above control limits
		Zinc	2.5	BJ	BJ	B = Result was less than 5x the MB value; J = Result was between the MDL and RL.
	6010B	Arsenic	24.4	-	J	Field Duplicate RPD was above control limits
FWGLL12mw-245c-0600-GW	353.2	Nitrate	0.1mg/L	B	B	Result was less than 5x the ER value
	8081A	Heptachlor	0.03	U	R	Surrogate recovered below control limits; ICV recovered below 80%; CCV %Ds were greater than -30%; MRL checks recovered below 65%
	8260B	Chloromethane	1.0	U	R	CCV %D was greater than 30%; MRL check recovered below control limits
		Acetone	10	U	R	MRL check recovered below 50%
		2-Hexanone	10	U	UJ	MRL check recovered below control limits
		4-Methyl-2-pentanone	10	U	UJ	

Data Verification Summary

Site: Ravenna Army Ammunition Plant
Sampling Event: January 2008
STL Sample Delivery Group: A8A310102
COC#: 117215,336181,117232,117214

Date: March 14, 2008
Revision: 0

Sample ID	Method	Analyte	Concentration (µg/L)	Lab Flag	Ver Flag	Reason
FWGLL12mw-245c-0600-GW	8270C	Benzoic Acid	10	U	R	LCS recovered below 10%
		Hexachlorocyclopentadiene	10	U	R	LCS recovered below 10%; MRL check recovered below control limits
		Bis(2-ethylhexyl)phthalate	3.9	J	J	Result was between the MDL and RL
	9012A	Cyanide	0.010mg/L	U	UJ	MS recovered below control limits
FWGLL12mw-246c-0566-GF	6020	Zinc	3.7	BJ	BJ	B = Result was less than 5x the MB value; J = Result was between the MDL and RL.
FWGLL12mw-246c-0566-GW	8081A	Heptachlor	0.03	U	R	ICV recovered below 80%; CCV %Ds were greater than -30%; MRL checks recovered below 65%
	8260B	Chloromethane	1.0	U	R	CCV %D was greater than 30%; MRL check recovered below control limits
		Acetone	10	U	R	MRL check recovered below 50%
		2-Hexanone	10	U	UJ	MRL check recovered below control limits
		4-Methyl-2-pentanone	10	U	UJ	
	8270C	Benzoic Acid	10	U	R	LCS recovered below 10%
		Hexachlorocyclopentadiene	10	U	R	LCS recovered below 10%; MRL check recovered below control limits
	9012A	Cyanide	0.010mg/L	U	UJ	MS recovered below control limits
FWGLL12mw-Dup4-0604-GF	6010B	Arsenic	11.7	-	J	Field Duplicate RPD was above control limits

Data Verification Summary

Site: Ravenna Army Ammunition Plant
Sampling Event: January 2008
STL Sample Delivery Group: A8A310102
COC#: 117215,336181,117232,117214

Date: March 14, 2008
Revision: 0

Sample ID	Method	Analyte	Concentration (µg/L)	Lab Flag	Ver Flag	Reason
FWGLL12mw-Dup4-0604-GF	6020	Zinc	5.2	BJ	BJ	B = Result was less than 5x the MB value; J = Result was between the MDL and RL.
		Aluminum	40.3	B	J	Result was between the MDL and RL; Field Duplicate RPD was above control limits
		Iron	1120	J	J	Field Duplicate RPD was above control limits
FWGLL12mw-Dup4-0604-GW	8081A	All Analytes except Heptachlor	Various	U	UJ	Surrogate recovered below control limits
		Heptachlor	0.03	U	R	Surrogate recovered below control limits; ICV recovered below 80%; CCV %Ds were greater than -30%; MRL checks recovered below 65%
	8082	All Analytes	0.50	U	UJ	Surrogate recovered below control limits
	8260B	Chloromethane	1.0	U	R	CCV %D was greater than 30%; MRL check recovered below control limits
		Acetone	10	U	R	MRL check recovered below 50%
		2-Hexanone	10	U	UJ	MRL check recovered below control limits
		4-Methyl-2-pentanone	10	U	UJ	
	8270C	Benzoic Acid	10	U	R	LCS recovered below 10%
		Hexachlorocyclopentadiene	10	U	R	LCS recovered below 10%; MRL check recovered below control limits
	9012A	Cyanide	0.010mg/L	U	UJ	MS recovered below control limits

Data Verification Summary

Site: Ravenna Army Ammunition Plant
Sampling Event: January 2008
STL Sample Delivery Group: A8A310102
COC#: 117215,336181,117232,117214

Date: March 14, 2008
Revision: 0

Sample ID	Method	Analyte	Concentration (µg/L)	Lab Flag	Ver Flag	Reason
FWGLL12mw-063c-0565-GF	6020	Cadmium	0.33	B	J	Result was between the MDL and RL
FWGLL12mw-063c-0565-GW	8081A	All other Analytes	Various	U	UJ	Surrogate recovered below control limits
		Heptachlor	0.03	U	R	Surrogate recovered below control limits; ICV recovered below 80%; CCV %Ds were greater than -30%; MRL checks recovered below 65%
		beta-BHC	0.013	J	J	Result was between the MDL and RL; Surrogate recovered below control limits
	8260B	Chloromethane	1.0	U	R	CCV %D was greater than 30%; MRL check recovered below control limits
		Acetone	10	U	R	MRL check recovered below 50%
		2-Hexanone	10	U	UJ	MRL check recovered below control limits
		4-Methyl-2-pentanone	10	U	UJ	
	8270C	Benzoic Acid	10	U	R	LCS recovered below 10%
		Hexachlorocyclopentadiene	10	U	R	LCS recovered below 10%; MRL check recovered below control limits
		Bis(2-ethylhexyl)phthalate	1.9	J	J	Result was between the MDL and RL
		2,4-Dinitrophenol	5.0	U	UJ	MRL check recovered below control limits
		Pentachlorophenol	5.0	U	UJ	
	8082	All Analytes	0.50	U	UJ	Surrogate recovered below control limits
	9012A	Cyanide	0.010mg/L	B	UJ	MS recovered below control limits
FWGLL4mw-200c-0586-GF	6010B	Potassium	635	BJ	J	Result was between the MDL and RL

Data Verification Summary

Site: Ravenna Army Ammunition Plant
Sampling Event: January 2008
STL Sample Delivery Group: A8A310102
COC#: 117215,336181,117232,117214

Date: March 14, 2008
Revision: 0

Sample ID	Method	Analyte	Concentration (µg/L)	Lab Flag	Ver Flag	Reason
FWGLL4mw-200c-0586-GF	6020	Zinc	2.3	BJ	BJ	B = Result was less than 5x the MB value; J = Result was between the MDL and RL.
FWGLL4mw-200c-0586-GW	8081A	Heptachlor	0.03	U	R	ICV recovered below 80%; CCV %Ds were greater than -30%; MRL checks recovered below 65%
	8260B	Chloromethane	1.0	U	R	CCV %D was greater than 30%; MRL check recovered below control limits
		Acetone	10	U	R	MRL check recovered below 50%
		2-Hexanone	10	U	UJ	MRL check recovered below control limits
		4-Methyl-2-pentanone	10	U	UJ	
	8270C	Benzoic Acid	10	U	R	LCS recovered below 10%
		Hexachlorocyclopentadiene	10	U	R	LCS recovered below 10%; MRL check recovered below control limits
FWGTEAM1-TRIP	8260B	Chloromethane	1.0	U	R	CCV %D was greater than 30%; MRL check recovered below control limits
		Acetone	5.7	J	J	Result was between the MDL and RL; MRL check recovered below 50%
		Methylene Chloride	0.65	J	J	Result was between the MDL and RL
		2-Hexanone	10	U	UJ	MRL check recovered below control limits
		4-Methyl-2-pentanone	10	U	UJ	
FWGTEAM2-TRIP	8260B	Chloromethane	1.0	U	R	CCV %D was greater than 30%; MRL check recovered below control limits

Data Verification Summary

Site: Ravenna Army Ammunition Plant
Sampling Event: January 2008
STL Sample Delivery Group: A8A310102
COC#: 117215,336181,117232,117214

Date: March 14, 2008
Revision: 0

Sample ID	Method	Analyte	Concentration (µg/L)	Lab Flag	Ver Flag	Reason
FWGTEAM2-TRIP	8260B	Acetone	4.6	J	J	Result was between the MDL and RL; MRL check recovered below 50%
		Methylene Chloride	0.66	J	J	Result was between the MDL and RL
		2-Hexanone	10	U	UJ	MRL check recovered below control limits
		4-Methyl-2-pentanone	10	U	UJ	
		Methylene Chloride	0.66	J	J	
FWGTEAM3-TRIP	8260B	Chloromethane	1.0	U	R	CCV %D was greater than 30%; MRL check recovered below control limits
		Acetone	5.1	J	J	Result was between the MDL and RL; MRL check recovered below 50%
		Methylene Chloride	0.64	J	J	Result was between the MDL and RL
		2-Hexanone	10	U	UJ	MRL check recovered below control limits
		4-Methyl-2-pentanone	10	U	UJ	
FWGTEAM3-TRIP012908	8260B	Chloromethane	1.0	U	R	CCV %D was greater than 30%; MRL check recovered below control limits
		Acetone	5.1	J	J	Result was between the MDL and RL; MRL check recovered below 50%
		Methylene Chloride	0.61	J	J	Result was between the MDL and RL
		2-Hexanone	10	U	UJ	MRL check recovered below control limits
		4-Methyl-2-pentanone	10	U	UJ	

J = Analyte concentration is considered an estimated value.
MDL = Method Detection Limit
RL = reporting limit
MB = Method Blank
B = Analyte was found in an associated blank
RPD = Relative Percent Difference
CCV = Continuing Calibration Verification
ER = Equipment Rinse
U = Analyte is not detected.
R = Result is non-usable
LCS = Laboratory Control Sample
MRL = Method Reporting Limit
MS/MSD = Matrix Spike/Matrix Spike Duplicate
%D = Percent Difference
ICV = Initial Calibration Verification
Ver = Verification

Site: Ravenna Army Ammunition Plant
Sampling Event: January 2008
STL Sample Delivery Group: A8A310102 **Date:** March 14, 2008
COC#: 117215,336181,117232,117214 **Revision:** 0

VOAs - 8260B

The following QC criteria were reviewed with acceptable results:

- Holding times, preservation, sample handling
- Tuning criteria
- Initial Calibration Criteria including SPCC and CCC compounds
- Internal standard area counts and retention times
- ICV criteria
- Method blank was free from contamination
- LCS recovery criteria
- MS/MSD recovery and RPD criteria
- Surrogate recoveries
- MDL Level Verification
- Field Duplicate RPD criteria

MRL Verification

Opening MRL had Acetone %R was 47.13%, chloromethane %R was 67.2%, 4-methyl-2-pentanone was 64.35% and 2-hexanone was 67.3%. The results for chloromethane, 4-methyl-2-pentanone, and 2-hexanone were qualified estimated "J" for detected results and "UJ" for non-detected results. Acetone results were qualified estimated "J" for detected results and non-usable "R" for non-detected results

CCV

CCV analyzed 2/5/08@0855 had 2-butanone %D was23.4% and chloromethane %D was 30.76%, no qualifications made to 2-butanone as average %D <20%. Detected sample results for chloromethane flagged as estimated, "J" and non-detects flagged unusable, "R".

Blanks

- **FWGTeam1-Trip** had acetone detected at 5.7 ug/L and methylene chloride detected at 0.65 ug/L. There were no qualifications made for methylene chloride because the contamination was less than ½ the MRL (2 ppb). There were no detected results for acetone; therefore no qualifications were made.
- **FWGTeam2-Trip** had acetone detected at 4.6 ug/L and methylene chloride detected at 0.66 ug/L. There were no qualifications made because the contamination was less than ½ the MRL (10 ppb and 2.0 ppb, respectively).
- **FWGEQUIPRinse3-0611-GW** had acetone detected at 1.1 ug/L, 2-Butanone at 3.9 ug/L and toluene at 3.0 ug/L. There were no qualifications made for acetone and 2-butanone because the contamination was less than ½ the MRL (10 ppb and 10 ppb, respectively). FWGLL12mw-242c-0597-GW had toluene detected at 0.71ug/L and was flagged, "B" due to blank contamination.
- **FWGTeam3-Trip** had acetone detected at 5.1 ug/L and methylene chloride detected at 0.64 ug/L. There were no qualifications made for methylene chloride because the

contamination was less than ½ the MRL (2 ppb). There were no detected results for acetone; therefore no qualifications were made.

- **FWGTeam3-Trip012908** had acetone detected at 5.1 ug/L and methylene chloride detected at 0.61ug/L. There were no qualifications made for methylene chloride because the contamination was less than ½ the MRL (2 ppb). There were no detected results for acetone; therefore no qualifications were made.

SVOCs- 8270C

The following QC criteria were reviewed with acceptable results:

- Preservation, sample handling, holding times
- Tuning criteria
- Initial Calibration criteria including CCC and SPCC compounds
- ICV criteria
- Internal standard area counts and retention times
- Method blank and field blank free from contamination
- MDL verification
- Field duplicate RPD criteria

Initial Calibration

4-chloroaniline had manual integrations for all curve levels. Per LCG, "manual integration is NOT acceptable for initial calibrations, except for the low level calibration concentrations (1st and 2nd point of the curve)". No qualifications made, since the LCG doesn't specifically address flagging criteria.

MRL Verification

- 2/5/08@1846-Pentachlorophenol recovered at 64.55% and 2,4-Dinitrophenol at 54.94%, LCG control limits are 70-130%. Samples FWGLL12mw-113c-0589-GW and FWGLL12mw-063-0565-GW had the pentachlorophenol and 2,4-Dinitrophenol results flagged estimated "J" for detected results and "UJ" for non-detected results.
- 2/6/08@1002- Hexachlorocyclopentadiene recovered at 64.97%, below LCG control limits of 70-130%. No additional qualifications made as sample results for hexachlorocyclopentadiene were flagged unusable, "R", based on LCS outliers.

CCV

2/6/08@0922- Hexachlorocyclopentadiene %D was 31.34%. Sample FWGEQUIPRinse3-0611-GW had the Hexachlorocyclopentadiene result flagged unusable, "R".

LCS Recoveries

Benzoic acid recovered at 1.7%% (30-136%), hexachlorocyclopentadiene recovered at 20% (30-115%) and 1,4-dichlorobenzene at 120%(30-115%). Benzoic acid and hexachlorocyclopentadiene results were qualified unusable "R". There were no detected

concentrations of 1,4-dichlorobenzene in any of the samples, so no qualifications were made to 1,4-dichlorobenzene results.

Matrix Spike Recoveries

For the matrix spike performed on FWG12mw-128c-0590-GW, benzoic acid recovered below control limits at 44% in the MS and hexachlorocyclopentadiene recovered below control limits in both the MS and MSD at 16% and 20%. LCG control limits are 35-145%. The RPDs for the matrix spikes were within control limits. No additional qualifications were made to the sample results based on the MS/MSD outliers as benzoic acid and hexachlorocyclopentadiene were previously determined unusable due to LCS outliers. No qualifications were made from observed outliers from the other client's sample.

Surrogate Recoveries

Samples FWGLL12mw-245c-0600-GW, FWGLL12mw-Dup4-0604-GW, FWGEQUIPRINSE3-611-GW, FWGLL12mw-246c-0566-GW, FWGLL12mw-187c-0594-GW, FWGLL12mw-243c-0598-GW, FWGLL12mw-128c-0590-GW, FWGLL1mw-063c-0565-GW and the method blank had surrogate 2-fluorophenol recover below control limits (50%). No qualifications were made because LCG (Attachment A "Data Validation Guidelines, Section 2.10) allows one surrogate failure without qualification.

Pesticides- 8081

The following QC criteria were reviewed with acceptable results:

- Holding times, preservation, sample handling
- Initial Calibration criteria
- DDT and Endrin breakdown criteria
- Retention time criteria
- The method blank was free from contamination
- Equipment Rinse was free from contamination
- LCS recovery criteria
- MS/MSD percent recoveries and RPD values criteria
- Second Column confirmation criteria
- MDL verification criteria
- Field duplicate RPD criteria

MRL Level Verification

Heptachlor recovered on 2/5/08 at 52.36%, on 2/6/08 at 42.4% and on 2/14/08 at 43.8%, 44.95% and 47.16%. The heptachlor results were flagged as unusable "R".

ICV

Heptachlor %D was 55.16%. Non-detected heptachlor results were flagged as unusable, "R" and detected results flagged as estimated, "J".

Site: Ravenna Army Ammunition Plant
Sampling Event: January 2008
STL Sample Delivery Group: A8A310102 **Date:** March 14, 2008
COC#: 117215,336181,117232,117214 **Revision:** 0

CCV
Front column

- 2/5/08 Heptachlor %D was below control limits (30%) while heptachlor epoxide, gamma chlordane, alpha chlordane, dieldrin, endrin, 4,4-DDT, endrin aldehyde, and methoxychlor all had %Ds above control limits (between 15 and 18%). Heptachlor results were flagged unusable "R" for non-detect results and estimated "J" for detected results.
- 2/6/08- all analytes with the exception of heptachlor and methoxychlor %Ds were above control limits between 16 and 29%. Heptachlor %D was 46.7%. Methoxychlor %D was –33%. Heptachlor results were flagged unusable "R" for non-detect results and estimated "J" for detected results. Detected methoxychlor results were qualified estimated "J".
- 2/14/08 (1338)- Heptachlor %D was 42%, below control limits. Methoxychlor %D was 17%, below control limits. Heptachlor results were flagged unusable "R" for non-detect results and estimated "J" for detected results. There were no qualifications made for methoxychlor since the %D was less than 30%.
- 2/14/08 at 1517 - heptachlor %D was 56.8%, below control limits. Heptachlor results were flagged unusable "R" for non-detect results and estimated "J" for detected results.
- 2/14/08 @ 2300 - Heptachlor %D was 53% and all other analytes %Ds were either within control limits or above control limits, but less than 30%. Heptachlor results were flagged unusable "R" for non-detect results and estimated "J" for detected results.

Back Column- No qualifications made for outliers as back column was used for confirmation only.

- 2/5/08- Gamma BHC, heptachlor, heptachlor epoxide, gamma chlordane, dieldrin, endrin, 4,4 -DDT, endrin aldehyde, and methoxychlor recovered above control limits. Average %D <15%.
- 2/6/08 All analytes recovered above control limits.
- 2/13/08- Alpha BHC, gamma BHC, Aldrin, heptachlor epoxide, alpha and gamma chlordane and dieldrin all recovered above control limits.

Surrogate Recoveries
DCB recovered below control limits of 50-150% in samples FWGLL12mw-Dup4-0604-GW (37%), FWGLL12mw-185c-0593-GW (45%), FWGLL12mw-244c-0599-GW (37%), FWGLL12mw-243c-0598-GW (42%), FWGLL12mw-128c-0590-GW (39%), FWGLL12mw-242c-0597-GW (27%), FWGLL12mw-113c-0589-GW (34%) and FWGLL1mw-063c-0565-GW (22%). Results for these samples were flagged as estimated "J" for detected results and "UJ" for non-detected results.

PCBs- 8082
The following QC criteria were reviewed with acceptable results:

- Holding times, preservation, sample handling

- Initial Calibration criteria
- Retention time criteria
- MDL verification criteria
- ICV and CCV criteria
- The method blank was free from contamination
- Equipment Rinse was free from contamination
- MS/MSD percent recoveries and RPD values criteria
- LCS/LCSD percent recoveries and RPD value criteria
- Field duplicate RPD criteria

MRL Verification
MRL recoveries were above LCG control limits of 70-130%. As there were no detected PCBs in the samples, no qualifications were made.

Surrogate Recoveries
Surrogate DCB recovered below control limits in samples FWGLL12mw-Dup4-00604-GW (35%), FWGLL12mw-185c-0593-GW (45%), FWGLL12mw-244c-0599-GW (37%), FWGLL12mw-243c-0598-GW (41%), FWGLL12mw-128c-0590-GW (36%), FWGLL12mw-242c-0597-GW (25%), FWGLL12mw-113c-0589-GW (36%), FWGLL1mw-063c-0565-GW (24%) and the MSD (47%). All associated results were qualified estimated "UJ".

Metals - 6010B
The following QC criteria were reviewed with acceptable results:

- Holding times, preservation, sample handling
- ICV and CCV criteria
- Interference Check Sample (ICSAB) criteria
- LCS percent recovery
- MS recovery criteria
- Serial Dilution criteria
- MDL Verification criteria
- MRL verification criteria

Initial Calibration Criteria
There was no ICAL performed on 2/6/08 prior to the analysis of diluted samples, FWGLL12mw-185C-0593-GF and FWGLL12mw-187C-0594-GF. Calcium results for these two samples were flagged "R", unusable.

Blanks
No qualifications were made due to negative blanks greater than ½ MRL, since the LCG doesn't specifically address negative blank values.

Data Verification Summary

Site: Ravenna Army Ammunition Plant
Sampling Event: January 2008
STL Sample Delivery Group: A8A310102 **Date:** March 14, 2008
COC#: 117215,336181,117232,117214 **Revision:** 0

ICB
Potassium was detected at 146ug/L with a RL of 1000ug/L. The contamination was less than ½ the RL; therefore no qualifications were made.

CCB

- Potassium was detected in bracketing CCBs between 140 and 153 ppb with a RL of 1000 ppb.
- Copper was detected at 1.6ug/L in the CCB analyzed 2/4/08 at 0950.
- The contamination was less than ½ the RL; therefore no qualifications were made for potassium or copper.
- Selenium was detected at 4.2ug/L in the CCB analyzed 2/1/08@1606. No qualifications were made as there were no detected concentrations of selenium in the samples bracketed by this CCB.
- Lead was detected at 1.5ug/L in the CCB analyzed 2/1/08 @ 2011. No qualifications were made as this CCB did not bracket reported samples.
- In the CCB analyzed 2/4/08@ 1056 the following contamination was noted; arsenic at 3.3ug/L, barium at 0.3 ug/L, chromium and cobalt at 1.5ug/L, copper at 3.4ug/L, magnesium at 9.7ug/L, manganese at 0.2 ug/L, nickel at 2.0ug/L, silver at 1.4 ug/Land vanadium at 0.9 ug/L. No qualifications were made to sample results as the samples bracketed by this CCB were being evaluated only for calcium.

Method Blank

- Barium was detected at 0.99ug/L with an RL of 10.0ug/L.
- Calcium was detected at 429ug/L with an RL of 1000ug/L.
- Magnesium was detected at 76.6ug/L with an RL of 1000ug/L.
- Manganese was detected at 1.2ug/L with an RL of 10.0ug/L.
- Potassium was detected at 157ug/L with an RL of 1000ppb.
- There were no qualifications made for barium, calcium, magnesium, manganese or potassium since the MB values were less than ½ the MRL.

Equipment Rinse
Potassium was detected at 151ug/L with an RL of 1000ug/L. The contamination was less than ½ MRL; therefore no qualifications were made.

Matrix Spike Recoveries
Iron was not evaluated, as the sample concentration was greater than four times the spiking level.

Matrix Duplicate RPD
The RPDs for selenium and vanadium were 200%. Samples FWGLL12mw-242c-0597-GF and FWGLL12mw-113c-0589-GF had the vanadium results qualified estimated "J".

Field Duplicate RPD

Site: Ravenna Army Ammunition Plant
Sampling Event: January 2008
STL Sample Delivery Group: A8A310102 **Date:** March 14, 2008
COC#: 117215,336181,117232,117214 **Revision:** 0

FWGLL12mw-DUP4-0604-GF was a field duplicate for FWGLL12mw-245C-0600-GF. The Arsenic RPD was 70.4%. The results were qualified estimated "J".

Metals - 6020

The following QC criteria were reviewed with acceptable results:

- Holding times, preservation, sample handling
- Internal standard and tune criteria
- Initial Calibration criteria
- ICV and CCV criteria
- MRL verification criteria
- MDL Verification Data
- Interference Check Sample (ICSAB) criteria
- LCS percent recovery
- MS recovery criteria
- Matrix Duplicate criteria
- Serial Dilution criteria

Blanks

No qualifications were made due to negative blanks greater than ½ MRL, since the LCG doesn't specifically address blank values.

ICB

Beryllium was detected at 0.011ug/L with a RL of 1ug/L. The contamination was less than ½ the RL; therefore no qualifications were made.

CCB

- Beryllium was detected in bracketing CCBs between 0.0077ug/L and 0.025ug/Lwith a reporting limit of 1ug/L.
- Cadmium was detected between 0.01ug/L and 0.017ug/L with a RL of 0.5ug/L.
- The contamination was less than ½ the RL for cadmium and beryllium; therefore no qualifications were made.

Method Blank

- Iron was detected at 49.4ug/L with an RL of 50ug/L.
- Zinc was detected at 5.2ug/L with an RL of 10ug/L.
- Samples with detected concentrations of iron and/or zinc less than 5x the method blank contamination were flagged, "B".

Field Duplicate RPD

FWGLL12mw-DUP4-0604-GF was a field duplicate for FWGLL12mw-245C-0600-GF. The Aluminum RPD was 37%. The Iron RPD was 39%. The results were qualified estimated "J".

Site: Ravenna Army Ammunition Plant
Sampling Event: January 2008
STL Sample Delivery Group: A8A310102 **Date:** March 14, 2008
COC#: 117215,336181,117232,117214 **Revision:** 0

Mercury - 7470A

The following QC criteria were reviewed with acceptable results:

- Holding times, preservation, sample handling
- Initial Calibration criteria
- ICV and CCV criteria
- ICB and CCB were free from contamination
- The method blank was free from contamination
- Equipment Rinse was free from contamination
- MRL and MDL verification criteria
- LCS percent recovery
- MS percent recovery
- Field duplicate RPD criteria

No QC outliers noted.

Cyanide- 9012

The following QC criteria were reviewed with acceptable results:

- Holding times, preservation, sample handling
- Initial Calibration criteria
- ICV and CCV criteria
- MRL Verification Check criteria
- Method Blank was free from contamination
- Equipment Rinse was free from contamination
- LCS/LCSD percent recoveries and RPD value criteria
- Field Duplicate RPD
- MS/MSD RPD criteria

MS/MSD percent recoveries and RPD values criteria

- Sample FWGLL12mw-128c-0590-GW MSD recovered at 78% was below laboratory control limits of 80-120% but within LCG limits of 75-125%. The MS was within control limits as was the RPD. No qualifications were made.
- Sample FWGLL12mw-246c-0566-GW MS recovery was below LCG control limits of 75-125% in the MS at 71%. Samples results in batch 8036240 were flagged estimated "J" for detected results and "UJ" for non-detect results.

Nitrate-Nitrite 353.2

The following QC criteria were reviewed with acceptable results:

- Holding times, preservation, sample handling
- Initial Calibration criteria
- ICV and CCV criteria

Data Verification Summary

Site: Ravenna Army Ammunition Plant
Sampling Event: January 2008
STL Sample Delivery Group: A8A310102
COC#: 117215,336181,117232,117214

Date: March 14, 2008
Revision: 0

- Instrument blanks free from contamination
- MRL Verification Check criteria
- Method Blank was free from contamination
- LCS/LCSD percent recoveries and RPD value criteria
- Field Duplicate RPD criteria

The equipment rinse had nitrate detected at 0.05mg/L. All samples with detected concentrations less than 5x contamination flagged, "B".

Data Validator: Angye Dragotta
Date: 3/14/08

Senior Data Validator: Heather Madden
Date: 3/20/08

Sample Qualification Report with Reason Codes (All Results sorted by Client Sample ID)

Client Sample ID : FWGEQUIPRINSE3-0611-GW **Lab Report Batch :** A8A310102 **Lab ID :** STLCAN

Sample Date : 01/30/2008 **Analysis Type: RES** **Sample Matrix :** AQ

Lab Sample ID: A8A310102019

Reviewed By / Date : Angye Dragotta 3/14/2008 **Approved By / Date :** Heather McDeey 3/19/08

Analyte Name	Result	Uncertainty / Error	Result Units	Lab Qual	Rep Res	Overall Qual*	Temp	HT	MB	LCS	MS	Lab Dup	Surr	Rep Limit	Moist Tot/Dis	Field QC	Tune	IC	ICV	CV / CCV	Reason Codes
Analysis Method : 353.2						**Dilution: 1**															
Nitrate as N (NO3-N)	0.05		mg/L	B	YES	J								J							L
Analysis Method : 8081A						**Dilution: 1**															
4,4'-DDD	0.030		ug/L	U	YES																
4,4'-DDE	0.030		ug/L	U	YES																
4,4'-DDT	0.030		ug/L	U	YES																
Aldrin	0.030		ug/L	U	YES																
alpha-BHC	0.030		ug/L	U	YES																
alpha-Chordane	0.030		ug/L	U	YES																
beta-BHC	0.030		ug/L	U	YES																
delta-BHC	0.030		ug/L	U	YES																
Dieldrin	0.030		ug/L	U	YES																
Endosulfan I	0.025		ug/L	U	YES																
Endosulfan II	0.025		ug/L	U	YES																
Endosulfan sulfate	0.030		ug/L	U	YES																
Endrin	0.030		ug/L	U	YES																
Endrin aldehyde	0.030		ug/L	U	YES																
Endrin ketone	0.030		ug/L	U	YES																
gamma-BHC	0.030		ug/L	U	YES																
gamma-Chlordane	0.030		ug/L	U	YES																
Heptachlor	0.030		ug/L	U	YES	R													R	R	Pm,U,W
Heptachlor epoxide	0.030		ug/L	U	YES																
Methoxychlor	0.10		ug/L	U	YES																
Toxaphene	2.0		ug/L	U	YES																
Analysis Method : 8082						**Dilution: 1**															
Aroclor 1016	0.50		ug/L	U	YES																
Aroclor 1221	0.50		ug/L	U	YES																
Aroclor 1232	0.50		ug/L	U	YES																
Aroclor 1242	0.50		ug/L	U	YES																
Aroclor 1248	0.50		ug/L	U	YES																
Aroclor 1254	0.50		ug/L	U	YES																
Aroclor 1260	0.50		ug/L	U	YES																
Analysis Method : 8260B						**Dilution: 1**															

* Overall result qualifier reflects summation of qualifiers added during automated data review and any qualifiers added manually for categories not assessed by automated data review

Sample Qualification Report with Reason Codes (All Results sorted by Client Sample ID)

Client Sample ID : FWGEQUIPRINSE3-0611-GW **Lab Report Batch :** A8A310102 **Lab ID :** STLCAN

Sample Date : 01/30/2008 **Analysis Type: RES** **Sample Matrix :** AQ

Lab Sample ID: A8A310102019

Reviewed By / Date : Angye Dragotta 3/14/2008 **Approved By / Date :** Heather Medley 3/19/08

Analyte Name	Result	Uncertainty / Error	Result Units	Lab Qual	Rep Res	Overall Qual*	Temp	HT	MB	LCS	MS	Lab Dup	Surr	Rep Limit	Moist Tot/Dis	Field QC	Tune	IC	ICV	CV / CCV	Reason Codes
Analysis Method : 8260B						**Dilution: 1**															
1,1,1-Trichloroethane	1.0		ug/L	U	YES																
1,1,2,2-Tetrachloroethane	1.0		ug/L	U	YES																
1,1,2-Trichloroethane	1.0		ug/L	U	YES																
1,1-Dichloroethane	1.0		ug/L	U	YES																
1,1-Dichloroethene	1.0		ug/L	U	YES																
1,2-Dibromoethane	1.0		ug/L	U	YES																
1,2-Dichloroethane	1.0		ug/L	U	YES																
1,2-Dichloroethene (total)	1.0		ug/L	U	YES																
1,2-Dichloropropane	1.0		ug/L	U	YES																
2-Butanone	3.9		ug/L	J	YES	J								J						L, Pj	
2-Hexanone	10		ug/L	U	YES	UJ														Pj	
4-Methyl-2-pentanone	10		ug/L	U	YES	UJ														Pj	
Acetone	1.1		ug/L	J	YES	J								J						Pj,L	
Benzene	1.0		ug/L	U	YES																
Bromochloromethane	1.0		ug/L	U	YES																
Bromodichloromethane	1.0		ug/L	U	YES																
Bromoform	1.0		ug/L	U	YES																
Bromomethane	1.0		ug/L	U	YES																
Carbon disulfide	1.0		ug/L	U	YES																
Carbon tetrachloride	1.0		ug/L	U	YES																
Chlorobenzene	1.0		ug/L	U	YES																
Chloroethane	1.0		ug/L	U	YES																
Chloroform	1.0		ug/L	U	YES																
Chloromethane	1.0		ug/L	U	YES	R														R	Pj,W
cis-1,2-Dichloroethene	1.0		ug/L	U	YES																
cis-1,3-Dichloropropene	1.0		ug/L	U	YES																
Dibromochloromethane	1.0		ug/L	U	YES																
Ethylbenzene	1.0		ug/L	U	YES																
M&P-XYLENES	2.0		ug/L	U	YES																
Methylene chloride	2.0		ug/L	U	YES																
o-Xylene	1.0		ug/L	U	YES																

* Overall result qualifier reflects summation of qualifiers added during automated data review and any qualifiers added manually for categories not assessed by automated data review

Sample Qualification Report with Reason Codes (All Results sorted by Client Sample ID)

Client Sample ID : FWGEQUIPRINSE3-0611-GW **Lab Report Batch :** A8A310102 **Lab ID :** STLCAN

Sample Date : 01/30/2008 **Analysis Type: RES** **Sample Matrix :** AQ

Lab Sample ID: A8A310102019

Reviewed By / Date : Angye Dragotta 3/14/2008 **Approved By / Date :** Heather McCoy 3/19/08

Analyte Name	Result	Uncertainty / Error	Result Units	Lab Qual	Rep Res	Overall Qual*	Temp	HT	MB	LCS	MS	Lab Dup	Surr	Rep Limit	Moist Tot/Dis	Field QC	Tune	IC	ICV	CV / CCV	Reason Codes
Analysis Method : 8260B						**Dilution: 1**															
Styrene	1.0		ug/L	U	YES																
Tetrachloroethene	1.0		ug/L	U	YES																
Toluene	3.0		ug/L		YES																
TOTAL XYLENES	2.0		ug/L	U	YES																
trans-1,2-Dichloroethene	1.0		ug/L	U	YES																
trans-1,3-Dichloropropene	1.0		ug/L	U	YES																
Trichloroethene	1.0		ug/L	U	YES																
Vinyl chloride	1.0		ug/L	U	YES																
Analysis Method : 8270C						**Dilution: 1**															
1,2,4-Trichlorobenzene	1.0		ug/L	U	YES																
1,2-Dichlorobenzene	1.0		ug/L	U	YES																
1,3-Dichlorobenzene	1.0		ug/L	U	YES																
1,4-Dichlorobenzene	1.0		ug/L	U	YES																
2,2-OXYBIS (1-CHLOROPROPANE)	1.0		ug/L	U	YES																
2,4,5-Trichlorophenol	5.0		ug/L	U	YES																
2,4,6-Trichlorophenol	5.0		ug/L	U	YES																
2,4-Dichlorophenol	2.0		ug/L	U	YES																
2,4-Dimethylphenol	2.0		ug/L	U	YES																
2,4-Dinitrophenol	5.0		ug/L	U	YES																
2,4-Dinitrotoluene	5.0		ug/L	U	YES																
2,6-Dinitrotoluene	5.0		ug/L	U	YES																
2-Chloronaphthalene	1.0		ug/L	U	YES																
2-Chlorophenol	1.0		ug/L	U	YES																
2-Methylnaphthalene	0.20		ug/L	U	YES																
2-Methylphenol	1.0		ug/L	U	YES																
2-Nitroaniline	2.0		ug/L	U	YES																
2-Nitrophenol	2.0		ug/L	U	YES																
3,3'-Dichlorobenzidine	5.0		ug/L	U	YES																
3-Nitroaniline	2.0		ug/L	U	YES																
4,6-Dinitro-2-methylphenol	5.0		ug/L	U	YES																
4-Bromophenyl phenyl ether	2.0		ug/L	U	YES																

* Overall result qualifier reflects summation of qualifiers added during automated data review and any qualifiers added manually for categories not assessed by automated data review

Sample Qualification Report with Reason Codes (All Results sorted by Client Sample ID)

Client Sample ID : FWGEQUIPRINSE3-0611-GW **Lab Report Batch :** A8A310102 **Lab ID :** STLCAN

Sample Date : 01/30/2008 **Analysis Type: RES** **Sample Matrix :** AQ

Lab Sample ID: A8A310102019

Reviewed By / Date : Angye Dragotta 3/14/2008 **Approved By / Date :** Heather McCoy 3/19/08

Analyte Name	Result	Uncertainty / Error	Result Units	Lab Qual	Rep Res	Overall Qual*	Temp	HT	MB	LCS	MS	Lab Dup	Surr	Rep Limit	Moist Tot/Dis	Field QC	Tune	IC	ICV	CV / CCV	Reason Codes
Analysis Method : 8270C						**Dilution: 1**															
4-Chloro-3-methylphenol	2.0		ug/L	U	YES																
4-Chloroaniline	2.0		ug/L	U	YES																
4-Chlorophenyl phenyl ether	2.0		ug/L	U	YES																
4-Methylphenol	1.0		ug/L	U	YES																
4-Nitroanaline	2.0		ug/L	U	YES																
4-Nitrophenol	5.0		ug/L	U	YES																
Acenaphthene	0.20		ug/L	U	YES																
Acenaphthylene	0.20		ug/L	U	YES																
Anthracene	0.20		ug/L	U	YES																
Benzo(a)anthracene	0.20		ug/L	U	YES																
Benzo(a)pyrene	0.20		ug/L	U	YES																
Benzo(b)fluoranthene	0.20		ug/L	U	YES																
BENZO(G,H,I)PERYLENE	0.20		ug/L	U	YES																
Benzo(k)fluoranthene	0.20		ug/L	U	YES																
Benzoic acid	10		ug/L	U	YES	R				R											J
Benzyl alcohol	5.0		ug/L	U	YES																
bis(2-Chloroethoxy)methane	1.0		ug/L	U	YES																
bis(2-Chloroethyl) ether	1.0		ug/L	U	YES																
bis(2-Ethylhexyl) phthalate	10		ug/L	U	YES																
Butylbenzyl Phthalate	1.0		ug/L	U	YES																
Carbazole	1.0		ug/L	U	YES																
Chrysene	0.20		ug/L	U	YES																
dibenzo(a,h)anthracene	0.20		ug/L	U	YES																
Dibenzofuran	1.0		ug/L	U	YES																
Diethyl phthalate	1.0		ug/L	U	YES																
Dimethyl phthalate	1.0		ug/L	U	YES																
Di-n-butyl phthalate	1.0		ug/L	U	YES																
Di-n-octyl phthalate	1.0		ug/L	U	YES																
Fluoranthene	0.20		ug/L	U	YES																
Fluorene	0.20		ug/L	U	YES																
Hexachlorobenzene	0.20		ug/L	U	YES																

* Overall result qualifier reflects summation of qualifiers added during automated data review and any qualifiers added manually for categories not assessed by automated data review

Sample Qualification Report with Reason Codes (All Results sorted by Client Sample ID)

Client Sample ID : FWGEQUIPRINSE3-0611-GW **Lab Report Batch :** A8A310102 **Lab ID :** STLCAN

Sample Date : 01/30/2008 **Analysis Type: RES** **Sample Matrix :** AQ

Lab Sample ID: A8A310102019

Reviewed By / Date : Angye Dragotta 3/14/2008 **Approved By / Date :** Heather Nulley 3/19/08

Analyte Name	Result	Uncertainty / Error	Result Units	Lab Qual	Rep Res	Overall Qual*	Temp	HT	MB	LCS	MS	Lab Dup	Surr	Rep Limit	Moist Tot/Dis	Field QC	Tune	IC	ICV	CV / CCV	Reason Codes
Analysis Method : 8270C						**Dilution: 1**															
Hexachlorobutadiene	1.0		ug/L	U	YES																
Hexachlorocyclopentadiene	10		ug/L	U	YES	R				R										R	J,W
Hexachloroethane	1.0		ug/L	U	YES																
Indeno(1,2,3-cd)pyrene	0.20		ug/L	U	YES																
Isophorone	1.0		ug/L	U	YES																
Naphthalene	0.20		ug/L	U	YES																
Nitrobenzene	1.0		ug/L	U	YES																
N-nitroso-di-n-propylamine	1.0		ug/L	U	YES																
N-Nitrosodiphenylamine	1.0		ug/L	U	YES																
Pentachlorophenol	5.0		ug/L	U	YES	UJ															Pm
Phenanthrene	0.20		ug/L	U	YES																
Phenol	1.0		ug/L	U	YES																
Pyrene	0.20		ug/L	U	YES																
Analysis Method : 9012A						**Dilution: 1**															
Cyanide	0.010		mg/L	U	YES	UJ					UJ										J+

* Overall result qualifier reflects summation of qualifiers added during automated data review and any qualifiers added manually for categories not assessed by automated data review

Sample Qualification Report with Reason Codes (All Results sorted by Client Sample ID)

Client Sample ID : FWGEQUIPRINSE3-0611-GW **Lab Report Batch :** A8A310102 **Lab ID :** STLCAN

Sample Date : 01/30/2008 **Analysis Type: RES/TOT** **Sample Matrix :** AQ

Lab Sample ID: A8A310102019

Reviewed By / Date : Angye Dragotta 3/14/2008 **Approved By / Date :** Heather Nelley 3/19/08

Analyte Name	Result	Uncertainty / Error	Result Units	Lab Qual	Rep Res	Overall Qual*	Temp	HT	MB	LCS	MS	Lab Dup	Surr	Rep Limit	Moist Tot/Dis	Field QC	Tune	IC	ICV	CV / CCV	Reason Codes
Analysis Method : 6010B						**Dilution: 1**															
Arsenic	5.0		ug/L	U	YES																
Barium	10.0		ug/L	U	YES																
Calcium	1000		ug/L	U	YES																
Chromium	5.0		ug/L	U	YES																
Cobalt	5.0		ug/L	U	YES																
Copper	5.0		ug/L	U	YES																
Lead	3.0		ug/L	U	YES																
Magnesium	1000		ug/L	U	YES																
Manganese	10.0		ug/L	U	YES																
Nickel	10.0		ug/L	U	YES																
Potassium	151		ug/L	B J	YES	J								J							L
Selenium	5.0		ug/L	U	YES																
Silver	5.0		ug/L	U	YES																
Sodium	1000		ug/L	U	YES																
Vanadium	10.0		ug/L	U	YES																
Analysis Method : 6020						**Dilution: 1**															
Aluminum	50.0		ug/L	U	YES																
Antimony	2.0		ug/L	U	YES																
Beryllium	1.0		ug/L	U	YES																
Cadmium	0.50		ug/L	U	YES																
Iron	50.0		ug/L	U	YES																
Thallium	1.0		ug/L	U	YES																
Zinc	10.0		ug/L	U	YES																
Analysis Method : 7470A						**Dilution: 1**															
Mercury	0.20		ug/L	U	YES																

* Overall result qualifier reflects summation of qualifiers added during automated data review and any qualifiers added manually for categories not assessed by automated data review

Sample Qualification Report with Reason Codes (All Results sorted by Client Sample ID)

Client Sample ID : FWGLL12mw-113C-0589-GF **Lab Report Batch :** A8A310102 **Lab ID :** STLCAN

Sample Date : 01/30/2008 **Analysis Type: RES/TOT** **Sample Matrix :** AQ

Lab Sample ID: A8A310102026

Reviewed By / Date : Angye Dragotta 3/14/2008 **Approved By / Date :** Heather Medley 3/19/08

Analyte Name	Result	Uncertainty / Error	Result Units	Lab Qual	Rep Res	Overall Qual*	Temp	HT	MB	LCS	MS	Lab Dup	Surr	Rep Limit	Moist Tot/Dis	Field QC	Tune	IC	ICV	CV / CCV	Reason Codes
Analysis Method : 6010B						**Dilution: 1**															
Arsenic	54.3		ug/L		YES																
Barium	111		ug/L	J	YES																
Calcium	296000		ug/L	J	YES																
Chromium	41.3		ug/L		YES																
Cobalt	38.8		ug/L		YES																
Copper	84.4		ug/L		YES																
Lead	47.0		ug/L		YES																
Magnesium	122000		ug/L	J	YES																
Manganese	4410		ug/L	J	YES																
Nickel	77.1		ug/L		YES																
Potassium	11800		ug/L	J	YES																
Selenium	5.0		ug/L	U	YES																
Silver	5.0		ug/L	U	YES																
Sodium	24200		ug/L		YES																
Vanadium	46.7		ug/L		YES	J						J									Z
Analysis Method : 6020						**Dilution: 1**															
Aluminum	28500		ug/L		YES																
Antimony	0.56		ug/L	B	YES	J								J							L
Beryllium	1.5		ug/L		YES																
Cadmium	0.45		ug/L	B	YES	J								J							L
Iron	88300		ug/L	J	YES																
Thallium	0.42		ug/L	B	YES	J								J							L
Zinc	178		ug/L	J	YES																
Analysis Method : 7470A						**Dilution: 1**															
Mercury	0.20		ug/L	U	YES																

* Overall result qualifier reflects summation of qualifiers added during automated data review and any qualifiers added manually for categories not assessed by automated data review

Sample Qualification Report with Reason Codes (All Results sorted by Client Sample ID)

Client Sample ID : FWGLL12mw-113C-0589-GW **Lab Report Batch :** A8A310102 **Lab ID :** STLCAN

Sample Date : 01/30/2008 **Analysis Type: RES** **Sample Matrix :** AQ

Lab Sample ID: A8A310102025

Reviewed By / Date : Angye Dragotta 3/14/2008 **Approved By / Date :** Heather Mulley 3/15/08

Analyte Name	Result	Uncertainty / Error	Result Units	Lab Qual	Rep Res	Overall Qual*	Temp	HT	MB	LCS	MS	Lab Dup	Surr	Rep Limit	Moist Tot/Dis	Field QC	Tune	IC	ICV	CV / CCV	Reason Codes
Analysis Method : 353.2						**Dilution: 1**															
Nitrate as N (NO3-N)	0.6		mg/L		YES																
Analysis Method : 8081A						**Dilution: 1**															
4,4'-DDD	0.030		ug/L	U	YES	UJ							UJ								G
4,4'-DDE	0.030		ug/L	U	YES	UJ							UJ								G
4,4'-DDT	0.030		ug/L	U	YES	UJ							UJ								G
Aldrin	0.030		ug/L	U	YES	UJ							UJ								G
alpha-BHC	0.030		ug/L	U	YES	UJ							UJ								G
alpha-Chordane	0.030		ug/L	U	YES	UJ							UJ								G
beta-BHC	0.030		ug/L	U	YES	UJ							UJ								G
delta-BHC	0.030		ug/L	U	YES	UJ							UJ								G
Dieldrin	0.030		ug/L	U	YES	UJ							UJ								G
Endosulfan I	0.025		ug/L	U	YES	UJ							UJ								G
Endosulfan II	0.025		ug/L	U	YES	UJ							UJ								G
Endosulfan sulfate	0.030		ug/L	U	YES	UJ							UJ								G
Endrin	0.030		ug/L	U	YES	UJ							UJ								G
Endrin aldehyde	0.030		ug/L	U	YES	UJ							UJ								G
Endrin ketone	0.030		ug/L	U	YES	UJ							UJ								G
gamma-BHC	0.030		ug/L	U	YES	UJ							UJ								G
gamma-Chlordane	0.030		ug/L	U	YES	UJ							UJ								G
Heptachlor	0.030		ug/L	U	YES	R							UJ						R	R	Pm,U,G, W
Heptachlor epoxide	0.030		ug/L	U	YES	UJ							UJ								G
Methoxychlor	0.10		ug/L	U	YES	UJ							UJ								G
Toxaphene	2.0		ug/L	U	YES	UJ							UJ								G
Analysis Method : 8082						**Dilution: 1**															
Aroclor 1016	0.50		ug/L	U	YES	UJ							UJ								G
Aroclor 1221	0.50		ug/L	U	YES	UJ							UJ								G
Aroclor 1232	0.50		ug/L	U	YES	UJ							UJ								G
Aroclor 1242	0.50		ug/L	U	YES	UJ							UJ								G
Aroclor 1248	0.50		ug/L	U	YES	UJ							UJ								G
Aroclor 1254	0.50		ug/L	U	YES	UJ							UJ								G
Aroclor 1260	0.50		ug/L	U	YES	UJ							UJ								G
Analysis Method : 8260B						**Dilution: 1**															

* Overall result qualifier reflects summation of qualifiers added during automated data review and any qualifiers added manually for categories not assessed by automated data review

Sample Qualification Report with Reason Codes (All Results sorted by Client Sample ID)

Client Sample ID : FWGLL12mw-113C-0589-GW **Lab Report Batch :** A8A310102 **Lab ID :** STLCAN

Sample Date : 01/30/2008 **Analysis Type: RES** **Sample Matrix :** AQ

Lab Sample ID: A8A310102025

Reviewed By / Date : Angye Dragotta 3/14/2008 **Approved By / Date :** Heather Melley 3/15/08

Analyte Name	Result	Uncertainty / Error	Result Units	Lab Qual	Rep Res	Overall Qual*	Temp	HT	MB	LCS	MS	Lab Dup	Surr	Rep Limit	Moist Tot/Dis	Field QC	Tune	IC	ICV	CV / CCV	Reason Codes
Analysis Method : 8260B						**Dilution: 1**															
1,1,1-Trichloroethane	1.0		ug/L	U	YES																
1,1,2,2-Tetrachloroethane	1.0		ug/L	U	YES																
1,1,2-Trichloroethane	1.0		ug/L	U	YES																
1,1-Dichloroethane	1.0		ug/L	U	YES																
1,1-Dichloroethene	1.0		ug/L	U	YES																
1,2-Dibromoethane	1.0		ug/L	U	YES																
1,2-Dichloroethane	1.0		ug/L	U	YES																
1,2-Dichloroethene (total)	1.0		ug/L	U	YES																
1,2-Dichloropropane	1.0		ug/L	U	YES																
2-Butanone	10		ug/L	U	YES																
2-Hexanone	10		ug/L	U	YES	UJ															Pj
4-Methyl-2-pentanone	10		ug/L	U	YES	UJ															Pj
Acetone	10		ug/L	U	YES	R															Pj
Benzene	1.0		ug/L	U	YES																
Bromochloromethane	1.0		ug/L	U	YES																
Bromodichloromethane	1.0		ug/L	U	YES																
Bromoform	1.0		ug/L	U	YES																
Bromomethane	1.0		ug/L	U	YES																
Carbon disulfide	1.0		ug/L	U	YES																
Carbon tetrachloride	1.0		ug/L	U	YES																
Chlorobenzene	1.0		ug/L	U	YES																
Chloroethane	1.0		ug/L	U	YES																
Chloroform	1.0		ug/L	U	YES																
Chloromethane	1.0		ug/L	U	YES	R														R	Pj,W
cis-1,2-Dichloroethene	1.0		ug/L	U	YES																
cis-1,3-Dichloropropene	1.0		ug/L	U	YES																
Dibromochloromethane	1.0		ug/L	U	YES																
Ethylbenzene	1.0		ug/L	U	YES																
M&P-XYLENES	2.0		ug/L	U	YES																
Methylene chloride	2.0		ug/L	U	YES																
o-Xylene	1.0		ug/L	U	YES																

* Overall result qualifier reflects summation of qualifiers added during automated data review and any qualifiers added manually for categories not assessed by automated data review

Sample Qualification Report with Reason Codes (All Results sorted by Client Sample ID)

Client Sample ID : FWGLL12mw-113C-0589-GW **Lab Report Batch :** A8A310102 **Lab ID :** STLCAN

Sample Date : 01/30/2008 **Analysis Type: RES** **Sample Matrix :** AQ

Lab Sample ID: A8A310102025

Reviewed By / Date : Angye Dragotta 3/14/2008 **Approved By / Date :** Heather Medley 3/15/08

Analyte Name	Result	Uncertainty / Error	Result Units	Lab Qual	Rep Res	Overall Qual*	Temp	HT	MB	LCS	MS	Lab Dup	Surr	Rep Limit	Moist Tot/Dis	Field QC	Tune	IC	ICV	CV / CCV	Reason Codes
Analysis Method : 8260B						**Dilution: 1**															
Styrene	1.0		ug/L	U	YES																
Tetrachloroethene	1.0		ug/L	U	YES																
Toluene	1.0		ug/L	U	YES																
TOTAL XYLENES	2.0		ug/L	U	YES																
trans-1,2-Dichloroethene	1.0		ug/L	U	YES																
trans-1,3-Dichloropropene	1.0		ug/L	U	YES																
Trichloroethene	1.0		ug/L	U	YES																
Vinyl chloride	1.0		ug/L	U	YES																
Analysis Method : 8270C						**Dilution: 1**															
1,2,4-Trichlorobenzene	1.0		ug/L	U	YES																
1,2-Dichlorobenzene	1.0		ug/L	U	YES																
1,3-Dichlorobenzene	1.0		ug/L	U	YES																
1,4-Dichlorobenzene	1.0		ug/L	U	YES																
2,2-OXYBIS (1-CHLOROPROPANE)	1.0		ug/L	U	YES																
2,4,5-Trichlorophenol	5.0		ug/L	U	YES																
2,4,6-Trichlorophenol	5.0		ug/L	U	YES																
2,4-Dichlorophenol	2.0		ug/L	U	YES																
2,4-Dimethylphenol	2.0		ug/L	U	YES																
2,4-Dinitrophenol	5.0		ug/L	U	YES	R UJ															~~PJ Pm~~
2,4-Dinitrotoluene	5.0		ug/L	U	YES																
2,6-Dinitrotoluene	5.0		ug/L	U	YES																
2-Chloronaphthalene	1.0		ug/L	U	YES																
2-Chlorophenol	1.0		ug/L	U	YES																
2-Methylnaphthalene	0.20		ug/L	U	YES																
2-Methylphenol	1.0		ug/L	U	YES																
2-Nitroaniline	2.0		ug/L	U	YES																
2-Nitrophenol	2.0		ug/L	U	YES																
3,3'-Dichlorobenzidine	5.0		ug/L	U	YES																
3-Nitroaniline	2.0		ug/L	U	YES																
4,6-Dinitro-2-methylphenol	5.0		ug/L	U	YES																
4-Bromophenyl phenyl ether	2.0		ug/L	U	YES																

* Overall result qualifier reflects summation of qualifiers added during automated data review and any qualifiers added manually for categories not assessed by automated data review

Sample Qualification Report with Reason Codes (All Results sorted by Client Sample ID)

Client Sample ID : FWGLL12mw-113C-0589-GW **Lab Report Batch :** A8A310102 **Lab ID :** STLCAN

Sample Date : 01/30/2008 **Analysis Type: RES** **Sample Matrix :** AQ

Lab Sample ID: A8A310102025

Reviewed By / Date : Angye Dragotta 3/14/2008 **Approved By / Date :** Heather McCoy 3/19/08

Analyte Name	Result	Uncertainty / Error	Result Units	Lab Qual	Rep Res	Overall Qual*	Temp	HT	MB	LCS	MS	Lab Dup	Surr	Rep Limit	Moist Tot/Dis	Field QC	Tune	IC	ICV	CV / CCV	Reason Codes
Analysis Method : 8270C						**Dilution: 1**															
4-Chloro-3-methylphenol	2.0		ug/L	U	YES																
4-Chloroaniline	2.0		ug/L	U	YES																
4-Chlorophenyl phenyl ether	2.0		ug/L	U	YES																
4-Methylphenol	1.0		ug/L	U	YES																
4-Nitroanaline	2.0		ug/L	U	YES																
4-Nitrophenol	5.0		ug/L	U	YES																
Acenaphthene	0.20		ug/L	U	YES																
Acenaphthylene	0.20		ug/L	U	YES																
Anthracene	0.20		ug/L	U	YES																
Benzo(a)anthracene	0.20		ug/L	U	YES																
Benzo(a)pyrene	0.20		ug/L	U	YES																
Benzo(b)fluoranthene	0.20		ug/L	U	YES																
BENZO(G,H,I)PERYLENE	0.20		ug/L	U	YES																
Benzo(k)fluoranthene	0.20		ug/L	U	YES																
Benzoic acid	10		ug/L	U	YES	R				R											J
Benzyl alcohol	5.0		ug/L	U	YES																
bis(2-Chloroethoxy)methane	1.0		ug/L	U	YES																
bis(2-Chloroethyl) ether	1.0		ug/L	U	YES																
bis(2-Ethylhexyl) phthalate	10		ug/L	U	YES																
Butylbenzyl Phthalate	1.0		ug/L	U	YES																
Carbazole	1.0		ug/L	U	YES																
Chrysene	0.20		ug/L	U	YES																
dibenzo(a,h)anthracene	0.20		ug/L	U	YES																
Dibenzofuran	1.0		ug/L	U	YES																
Diethyl phthalate	1.0		ug/L	U	YES																
Dimethyl phthalate	1.0		ug/L	U	YES																
Di-n-butyl phthalate	1.0		ug/L	U	YES																
Di-n-octyl phthalate	1.0		ug/L	U	YES																
Fluoranthene	0.20		ug/L	U	YES																
Fluorene	0.20		ug/L	U	YES																
Hexachlorobenzene	0.20		ug/L	U	YES																

* Overall result qualifier reflects summation of qualifiers added during automated data review and any qualifiers added manually for categories not assessed by automated data review

Sample Qualification Report with Reason Codes (All Results sorted by Client Sample ID)

Client Sample ID : FWGLL12mw-113C-0589-GW **Lab Report Batch :** A8A310102 **Lab ID :** STLCAN

Sample Date : 01/30/2008 **Analysis Type: RES** **Sample Matrix :** AQ

Lab Sample ID: A8A310102025

Reviewed By / Date : Angye Dragotta 3/14/2008 **Approved By / Date :** Heather McCloy 3/19/08

Analyte Name	Result	Uncertainty / Error	Result Units	Lab Qual	Rep Res	Overall Qual*	Temp	HT	MB	LCS	MS	Lab Dup	Surr	Rep Limit	Moist Tot/Dis	Field QC	Tune	IC	ICV	CV / CCV	Reason Codes
Analysis Method : 8270C						**Dilution: 1**															
Hexachlorobutadiene	1.0		ug/L	U	YES																
Hexachlorocyclopentadiene	10		ug/L	U	YES	R				R											J
Hexachloroethane	1.0		ug/L	U	YES																
Indeno(1,2,3-cd)pyrene	0.20		ug/L	U	YES																
Isophorone	1.0		ug/L	U	YES																
Naphthalene	0.20		ug/L	U	YES																
Nitrobenzene	1.0		ug/L	U	YES																
N-nitroso-di-n-propylamine	1.0		ug/L	U	YES																
N-Nitrosodiphenylamine	1.0		ug/L	U	YES																
Pentachlorophenol	5.0		ug/L	U	YES	UJ															Pj
Phenanthrene	0.20		ug/L	U	YES																
Phenol	1.0		ug/L	U	YES																
Pyrene	0.20		ug/L	U	YES																
Analysis Method : 9012A						**Dilution: 1**															
Cyanide	0.0087		mg/L	B	YES	J								J							L

* Overall result qualifier reflects summation of qualifiers added during automated data review and any qualifiers added manually for categories not assessed by automated data review

Sample Qualification Report with Reason Codes (All Results sorted by Client Sample ID)

Client Sample ID : FWGLL12mw-128C-0590-GF **Lab Report Batch :** A8A310102 **Lab ID :** STLCAN

Sample Date : 01/30/2008 **Analysis Type: RES/TOT** **Sample Matrix :** AQ

Lab Sample ID: A8A310102018

Reviewed By / Date : Angye Dragotta 3/14/2008 **Approved By / Date :** Heather Medley 3/19/08

Analyte Name	Result	Uncertainty / Error	Result Units	Lab Qual	Rep Res	Overall Qual*	Temp	HT	MB	LCS	MS	Lab Dup	Surr	Rep Limit	Moist Tot/Dis	Field QC	Tune	IC	ICV	CV / CCV	Reason Codes
Analysis Method : 6010B						**Dilution: 1**															
Arsenic	40.1		ug/L		YES																
Barium	68.1		ug/L	J	YES																
Calcium	180000		ug/L	J	YES																
Chromium	5.0		ug/L	U	YES																
Cobalt	5.0		ug/L	U	YES																
Copper	5.0		ug/L	U	YES																
Lead	3.0		ug/L	U	YES																
Magnesium	108000		ug/L	J	YES																
Manganese	199		ug/L	J	YES																
Nickel	10.0		ug/L	U	YES																
Potassium	2970		ug/L	J	YES																
Selenium	5.0		ug/L	U	YES																
Silver	5.0		ug/L	U	YES																
Sodium	23700		ug/L		YES																
Vanadium	10.0		ug/L	U	YES																
Analysis Method : 6020						**Dilution: 1**															
Aluminum	1340		ug/L		YES																
Antimony	2.0		ug/L	U	YES																
Beryllium	1.0		ug/L	U	YES																
Cadmium	0.50		ug/L	U	YES																
Iron	7310		ug/L	J	YES																
Thallium	1.0		ug/L	U	YES																
Zinc	12.4		ug/L	J	YES	B			B												F
Analysis Method : 7470A						**Dilution: 1**															
Mercury	0.20		ug/L	U	YES																

* Overall result qualifier reflects summation of qualifiers added during automated data review and any qualifiers added manually for categories not assessed by automated data review

Sample Qualification Report with Reason Codes (All Results sorted by Client Sample ID)

Client Sample ID : FWGLL12mw-128C-0590-GW **Lab Report Batch :** A8A310102 **Lab ID :** STLCAN

Sample Date : 01/30/2008 **Analysis Type: RES** **Sample Matrix :** AQ

Lab Sample ID: A8A310102017

Reviewed By / Date : Angye Dragotta 3/14/2008 **Approved By / Date :** Heather Medley 3/15/08

Analyte Name	Result	Uncertainty / Error	Result Units	Lab Qual	Rep Res	Overall Qual*	Temp	HT	MB	LCS	MS	Lab Dup	Surr	Rep Limit	Moist Tot/Dis	Field QC	Tune	IC	ICV	CV / CCV	Reason Codes
Analysis Method : 353.2						**Dilution: 1**															
Nitrate as N (NO3-N)	0.09		mg/L	B	YES	BJ								J		B					L, M
Analysis Method : 8081A						**Dilution: 1**															
4,4'-DDD	0.030		ug/L	U	YES	UJ							UJ								G
4,4'-DDE	0.030		ug/L	U	YES	UJ							UJ								G
4,4'-DDT	0.030		ug/L	U	YES	UJ							UJ								G
Aldrin	0.030		ug/L	U	YES	UJ							UJ								G
alpha-BHC	0.030		ug/L	U	YES	UJ							UJ								G
alpha-Chordane	0.030		ug/L	U	YES	UJ							UJ								G
beta-BHC	0.030		ug/L	U	YES	UJ							UJ								G
delta-BHC	0.030		ug/L	U	YES	UJ							UJ								G
Dieldrin	0.030		ug/L	U	YES	UJ							UJ								G
Endosulfan I	0.025		ug/L	U	YES	UJ							UJ								G
Endosulfan II	0.025		ug/L	U	YES	UJ							UJ								G
Endosulfan sulfate	0.030		ug/L	U	YES	UJ							UJ								G
Endrin	0.030		ug/L	U	YES	UJ							UJ								G
Endrin aldehyde	0.030		ug/L	U	YES	UJ							UJ								G
Endrin ketone	0.030		ug/L	U	YES	UJ							UJ								G
gamma-BHC	0.030		ug/L	U	YES	UJ							UJ								G
gamma-Chlordane	0.030		ug/L	U	YES	UJ							UJ								G
Heptachlor	0.030		ug/L	U	YES	R							UJ						R	R	Pm,U,G, W
Heptachlor epoxide	0.030		ug/L	U	YES	UJ							UJ								G
Methoxychlor	0.10		ug/L	U	YES	UJ							UJ								G
Toxaphene	2.0		ug/L	U	YES	UJ							UJ								G
Analysis Method : 8082						**Dilution: 1**															
Aroclor 1016	0.50		ug/L	U	YES	UJ							UJ								G
Aroclor 1221	0.50		ug/L	U	YES	UJ							UJ								G
Aroclor 1232	0.50		ug/L	U	YES	UJ							UJ								G
Aroclor 1242	0.50		ug/L	U	YES	UJ							UJ								G
Aroclor 1248	0.50		ug/L	U	YES	UJ							UJ								G
Aroclor 1254	0.50		ug/L	U	YES	UJ							UJ								G
Aroclor 1260	0.50		ug/L	U	YES	UJ							UJ								G
Analysis Method : 8260B						**Dilution: 1**															

* Overall result qualifier reflects summation of qualifiers added during automated data review and any qualifiers added manually for categories not assessed by automated data review

Sample Qualification Report with Reason Codes (All Results sorted by Client Sample ID)

Client Sample ID : FWGLL12mw-128C-0590-GW **Lab Report Batch :** A8A310102 **Lab ID :** STLCAN

Sample Date : 01/30/2008 **Analysis Type: RES** **Sample Matrix :** AQ

Lab Sample ID: A8A310102017

Reviewed By / Date : Angye Dragotta 3/14/2008 **Approved By / Date :** Heather Medley 3/15/08

Analyte Name	Result	Uncertainty / Error	Result Units	Lab Qual	Rep Res	Overall Qual*	Temp	HT	MB	LCS	MS	Lab Dup	Surr	Rep Limit	Moist Tot/Dis	Field QC	Tune	IC	ICV	CV / CCV	Reason Codes
Analysis Method : 8260B						**Dilution: 1**															
1,1,1-Trichloroethane	1.0		ug/L	U	YES																
1,1,2,2-Tetrachloroethane	1.0		ug/L	U	YES																
1,1,2-Trichloroethane	1.0		ug/L	U	YES																
1,1-Dichloroethane	1.0		ug/L	U	YES																
1,1-Dichloroethene	1.0		ug/L	U	YES																
1,2-Dibromoethane	1.0		ug/L	U	YES																
1,2-Dichloroethane	1.0		ug/L	U	YES																
1,2-Dichloroethene (total)	1.0		ug/L	U	YES																
1,2-Dichloropropane	1.0		ug/L	U	YES																
2-Butanone	10		ug/L	U	YES																
2-Hexanone	10		ug/L	U	YES	UJ															Pj
4-Methyl-2-pentanone	10		ug/L	U	YES	UJ															Pj
Acetone	10		ug/L	U	YES	R															Pj
Benzene	1.0		ug/L	U	YES																
Bromochloromethane	1.0		ug/L	U	YES																
Bromodichloromethane	1.0		ug/L	U	YES																
Bromoform	1.0		ug/L	U	YES																
Bromomethane	1.0		ug/L	U	YES																
Carbon disulfide	1.0		ug/L	U	YES																
Carbon tetrachloride	1.0		ug/L	U	YES																
Chlorobenzene	1.0		ug/L	U	YES																
Chloroethane	1.0		ug/L	U	YES																
Chloroform	1.0		ug/L	U	YES																
Chloromethane	1.0		ug/L	U	YES	R														R	Pj,W
cis-1,2-Dichloroethene	1.0		ug/L	U	YES																
cis-1,3-Dichloropropene	1.0		ug/L	U	YES																
Dibromochloromethane	1.0		ug/L	U	YES																
Ethylbenzene	1.0		ug/L	U	YES																
M&P-XYLENES	2.0		ug/L	U	YES																
Methylene chloride	2.0		ug/L	U	YES																
o-Xylene	1.0		ug/L	U	YES																

* Overall result qualifier reflects summation of qualifiers added during automated data review and any qualifiers added manually for categories not assessed by automated data review

Sample Qualification Report with Reason Codes (All Results sorted by Client Sample ID)

Client Sample ID : FWGLL12mw-128C-0590-GW **Lab Report Batch :** A8A310102 **Lab ID :** STLCAN

Sample Date : 01/30/2008 **Analysis Type: RES** **Sample Matrix :** AQ

Lab Sample ID: A8A310102017

Reviewed By / Date : Angye Dragotta 3/14/2008 **Approved By / Date :** Heather Kelley 3/15/08

Analyte Name	Result	Uncertainty / Error	Result Units	Lab Qual	Rep Res	Overall Qual*	Temp	HT	MB	LCS	MS	Lab Dup	Surr	Rep Limit	Moist Tot/Dis	Field QC	Tune	IC	ICV	CV / CCV	Reason Codes
Analysis Method : 8260B						**Dilution: 1**															
Styrene	1.0		ug/L	U	YES																
Tetrachloroethene	1.0		ug/L	U	YES																
Toluene	1.0		ug/L	U	YES																
TOTAL XYLENES	2.0		ug/L	U	YES																
trans-1,2-Dichloroethene	1.0		ug/L	U	YES																
trans-1,3-Dichloropropene	1.0		ug/L	U	YES																
Trichloroethene	1.0		ug/L	U	YES																
Vinyl chloride	1.0		ug/L	U	YES																
Analysis Method : 8270C						**Dilution: 1**															
1,2,4-Trichlorobenzene	1.0		ug/L	U	YES																
1,2-Dichlorobenzene	1.0		ug/L	U	YES																
1,3-Dichlorobenzene	1.0		ug/L	U	YES																
1,4-Dichlorobenzene	1.0		ug/L	U	YES																
2,2-OXYBIS (1-CHLOROPROPANE)	1.0		ug/L	U	YES																
2,4,5-Trichlorophenol	5.0		ug/L	U	YES																
2,4,6-Trichlorophenol	5.0		ug/L	U	YES																
2,4-Dichlorophenol	2.0		ug/L	U	YES																
2,4-Dimethylphenol	2.0		ug/L	U	YES																
2,4-Dinitrophenol	5.0		ug/L	U	YES																
2,4-Dinitrotoluene	5.0		ug/L	U	YES																
2,6-Dinitrotoluene	5.0		ug/L	U	YES																
2-Chloronaphthalene	1.0		ug/L	U	YES																
2-Chlorophenol	1.0		ug/L	U	YES																
2-Methylnaphthalene	0.20		ug/L	U	YES																
2-Methylphenol	1.0		ug/L	U	YES																
2-Nitroaniline	2.0		ug/L	U	YES																
2-Nitrophenol	2.0		ug/L	U	YES																
3,3'-Dichlorobenzidine	5.0		ug/L	U	YES																
3-Nitroaniline	2.0		ug/L	U	YES																
4,6-Dinitro-2-methylphenol	5.0		ug/L	U	YES																
4-Bromophenyl phenyl ether	2.0		ug/L	U	YES																

* Overall result qualifier reflects summation of qualifiers added during automated data review and any qualifiers added manually for categories not assessed by automated data review

Sample Qualification Report with Reason Codes (All Results sorted by Client Sample ID)

Client Sample ID : FWGLL12mw-128C-0590-GW **Lab Report Batch :** A8A310102 **Lab ID :** STLCAN

Sample Date : 01/30/2008 **Analysis Type: RES** **Sample Matrix :** AQ

Lab Sample ID: A8A310102017

Reviewed By / Date : Angye Dragotta 3/14/2008 **Approved By / Date :** Heather Mellen 3/19/08

Analyte Name	Result	Uncertainty / Error	Result Units	Lab Qual	Rep Res	Overall Qual*	Temp	HT	MB	LCS	MS	Lab Dup	Surr	Rep Limit	Moist Tot/Dis	Field QC	Tune	IC	ICV	CV / CCV	Reason Codes
Analysis Method : 8270C						**Dilution: 1**															
4-Chloro-3-methylphenol	2.0		ug/L	U	YES																
4-Chloroaniline	2.0		ug/L	U	YES																
4-Chlorophenyl phenyl ether	2.0		ug/L	U	YES																
4-Methylphenol	1.0		ug/L	U	YES																
4-Nitroanaline	2.0		ug/L	U	YES																
4-Nitrophenol	5.0		ug/L	U	YES																
Acenaphthene	0.20		ug/L	U	YES																
Acenaphthylene	0.20		ug/L	U	YES																
Anthracene	0.20		ug/L	U	YES																
Benzo(a)anthracene	0.20		ug/L	U	YES																
Benzo(a)pyrene	0.20		ug/L	U	YES																
Benzo(b)fluoranthene	0.20		ug/L	U	YES																
BENZO(G,H,I)PERYLENE	0.20		ug/L	U	YES																
Benzo(k)fluoranthene	0.20		ug/L	U	YES																
Benzoic acid	10		ug/L	U	YES	R				R	UJ										H,J
Benzyl alcohol	5.0		ug/L	U	YES																
bis(2-Chloroethoxy)methane	1.0		ug/L	U	YES																
bis(2-Chloroethyl) ether	1.0		ug/L	U	YES																
bis(2-Ethylhexyl) phthalate	10		ug/L	U	YES																
Butylbenzyl Phthalate	1.0		ug/L	U	YES																
Carbazole	1.0		ug/L	U	YES																
Chrysene	0.20		ug/L	U	YES																
dibenzo(a,h)anthracene	0.20		ug/L	U	YES																
Dibenzofuran	1.0		ug/L	U	YES																
Diethyl phthalate	1.0		ug/L	U	YES																
Dimethyl phthalate	1.0		ug/L	U	YES																
Di-n-butyl phthalate	1.0		ug/L	U	YES																
Di-n-octyl phthalate	1.0		ug/L	U	YES																
Fluoranthene	0.20		ug/L	U	YES																
Fluorene	0.20		ug/L	U	YES																
Hexachlorobenzene	0.20		ug/L	U	YES																

* Overall result qualifier reflects summation of qualifiers added during automated data review and any qualifiers added manually for categories not assessed by automated data review

Sample Qualification Report with Reason Codes (All Results sorted by Client Sample ID)

Client Sample ID : FWGLL12mw-128C-0590-GW **Lab Report Batch :** A8A310102 **Lab ID :** STLCAN

Sample Date : 01/30/2008 **Analysis Type: RES** **Sample Matrix :** AQ

Lab Sample ID: A8A310102017

Reviewed By / Date : Angye Dragotta 3/14/2008 **Approved By / Date :** Heather McCoy 3/15/8

Analyte Name	Result	Uncertainty / Error	Result Units	Lab Qual	Rep Res	Overall Qual*	Temp	HT	MB	LCS	MS	Lab Dup	Surr	Rep Limit	Moist Tot/Dis	Field QC	Tune	IC	ICV	CV / CCV	Reason Codes
Analysis Method : 8270C						**Dilution: 1**															
Hexachlorobutadiene	1.0		ug/L	U	YES																
Hexachlorocyclopentadiene	10		ug/L	U	YES	R				R	UJ										H,J
Hexachloroethane	1.0		ug/L	U	YES																
Indeno(1,2,3-cd)pyrene	0.20		ug/L	U	YES																
Isophorone	1.0		ug/L	U	YES																
Naphthalene	0.20		ug/L	U	YES																
Nitrobenzene	1.0		ug/L	U	YES																
N-nitroso-di-n-propylamine	1.0		ug/L	U	YES																
N-Nitrosodiphenylamine	1.0		ug/L	U	YES																
Pentachlorophenol	5.0		ug/L	U	YES																
Phenanthrene	0.20		ug/L	U	YES																
Phenol	1.0		ug/L	U	YES																
Pyrene	0.20		ug/L	U	YES																
Analysis Method : 9012A						**Dilution: 1**															
Cyanide	0.010		mg/L	U	YES																

* Overall result qualifier reflects summation of qualifiers added during automated data review and any qualifiers added manually for categories not assessed by automated data review

Sample Qualification Report with Reason Codes (All Results sorted by Client Sample ID)

Client Sample ID : FWGLL12mw-185C-0593-GF **Lab Report Batch :** A8A310102 **Lab ID :** STLCAN

Sample Date : 01/30/2008 **Analysis Type: DL/TOT** **Sample Matrix :** AQ

Lab Sample ID: A8A310102006

Reviewed By / Date : Angye Dragotta 3/14/2008 **Approved By / Date :** Heather Hodny 3/15/08

Analyte Name	Result	Uncertainty / Error	Result Units	Lab Qual	Rep Res	Overall Qual*	Temp	HT	MB	LCS	MS	Lab Dup	Surr	Rep Limit	Moist Tot/Dis	Field QC	Tune	IC	ICV	CV / CCV	Reason Codes
Analysis Method : 6010B						**Dilution: 5**															
Calcium	714000		ug/L	J	YES	R															Pj

* Overall result qualifier reflects summation of qualifiers added during automated data review and any qualifiers added manually for categories not assessed by automated data review

Sample Qualification Report with Reason Codes (All Results sorted by Client Sample ID)

Client Sample ID : FWGLL12mw-185C-0593-GF **Lab Report Batch :** A8A310102 **Lab ID :** STLCAN

Sample Date : 01/30/2008 **Analysis Type: RES/TOT** **Sample Matrix :** AQ

Lab Sample ID: A8A310102006

Reviewed By / Date : Angye Dragotta 3/14/2008 **Approved By / Date :** Heather Medley 3/19/08

Analyte Name	Result	Uncertainty / Error	Result Units	Lab Qual	Rep Res	Overall Qual*	Temp	HT	MB	LCS	MS	Lab Dup	Surr	Rep Limit	Moist Tot/Dis	Field QC	Tune	IC	ICV	CV / CCV	Reason Codes
Analysis Method : 6010B						**Dilution: 1**															
Arsenic	5.0		ug/L	U	YES																
Barium	57.2		ug/L	J	YES																
Chromium	5.0		ug/L	U	YES																
Cobalt	2.6		ug/L	B	YES	J								J							L
Copper	5.0		ug/L	U	YES																
Lead	3.0		ug/L	U	YES																
Magnesium	304000		ug/L	J	YES																
Manganese	1780		ug/L	J	YES																
Nickel	6.9		ug/L	B	YES	J								J							L
Potassium	9220		ug/L	J	YES																
Selenium	5.0		ug/L	U	YES																
Silver	5.0		ug/L	U	YES																
Sodium	58300		ug/L		YES																
Vanadium	10.0		ug/L	U	YES																
Analysis Method : 6020						**Dilution: 1**															
Aluminum	50.0		ug/L	U	YES																
Antimony	2.0		ug/L	U	YES																
Beryllium	1.0		ug/L	U	YES																
Cadmium	0.24		ug/L	B	YES	J								J							L
Iron	50.0		ug/L	U	YES																
Thallium	1.0		ug/L	U	YES																
Zinc	5.3		ug/L	B J	YES	BJ			B					J							L,F
Analysis Method : 7470A						**Dilution: 1**															
Mercury	0.20		ug/L	U	YES																

* Overall result qualifier reflects summation of qualifiers added during automated data review and any qualifiers added manually for categories not assessed by automated data review

Sample Qualification Report with Reason Codes (All Results sorted by Client Sample ID)

Client Sample ID : FWGLL12mw-185C-0593-GW **Lab Report Batch :** A8A310102 **Lab ID :** STLCAN

Sample Date : 01/30/2008 **Analysis Type: DL** **Sample Matrix :** AQ

Lab Sample ID: A8A310102005

Reviewed By / Date : Angye Dragotta 3/14/2008 **Approved By / Date :** Deanna McCoy 3/18/08

Analyte Name	Result	Uncertainty / Error	Result Units	Lab Qual	Rep Res	Overall Qual*	Temp	HT	MB	LCS	MS	Lab Dup	Surr	Rep Limit	Moist Tot/Dis	Field QC	Tune	IC	ICV	CV / CCV	Reason Codes
Analysis Method : 353.2						**Dilution: 500**															
Nitrate as N (NO3-N)	220		mg/L		YES																

* Overall result qualifier reflects summation of qualifiers added during automated data review and any qualifiers added manually for categories not assessed by automated data review

Sample Qualification Report with Reason Codes (All Results sorted by Client Sample ID)

Client Sample ID : FWGLL12mw-185C-0593-GW **Lab Report Batch :** A8A310102 **Lab ID :** STLCAN

Sample Date : 01/30/2008 **Analysis Type: RES** **Sample Matrix :** AQ

Lab Sample ID: A8A310102005

Reviewed By / Date : Angye Dragotta 3/14/2008 **Approved By / Date :** Daphne Medley 3/19/08

Analyte Name	Result	Uncertainty / Error	Result Units	Lab Qual	Rep Res	Overall Qual*	Temp	HT	MB	LCS	MS	Lab Dup	Surr	Rep Limit	Moist Tot/Dis	Field QC	Tune	IC	ICV	CV / CCV	Reason Codes
Analysis Method : 8081A						**Dilution: 1**															
4,4'-DDD	0.030		ug/L	U	YES	UJ							UJ								G
4,4'-DDE	0.030		ug/L	U	YES	UJ							UJ								G
4,4'-DDT	0.030		ug/L	U	YES	UJ							UJ								G
Aldrin	0.030		ug/L	U	YES	UJ							UJ								G
alpha-BHC	0.030		ug/L	U	YES	UJ							UJ								G
alpha-Chordane	0.030		ug/L	U	YES	UJ							UJ								G
beta-BHC	0.030		ug/L	U	YES	UJ							UJ								G
delta-BHC	0.030		ug/L	U	YES	UJ							UJ								G
Dieldrin	0.030		ug/L	U	YES	UJ							UJ								G
Endosulfan I	0.025		ug/L	U	YES	UJ							UJ								G
Endosulfan II	0.025		ug/L	U	YES	UJ							UJ								G
Endosulfan sulfate	0.030		ug/L	U	YES	UJ							UJ								G
Endrin	0.030		ug/L	U	YES	UJ							UJ								G
Endrin aldehyde	0.030		ug/L	U	YES	UJ							UJ								G
Endrin ketone	0.030		ug/L	U	YES	UJ							UJ								G
gamma-BHC	0.030		ug/L	U	YES	UJ							UJ								G
gamma-Chlordane	0.030		ug/L	U	YES	UJ							UJ								G
Heptachlor	0.030		ug/L	U	YES	R							UJ						R	R	Pm,U,G,W
Heptachlor epoxide	0.030		ug/L	U	YES	UJ							UJ								G
Methoxychlor	0.10		ug/L	U	YES	UJ							UJ								G
Toxaphene	2.0		ug/L	U	YES	UJ							UJ								G
Analysis Method : 8082						**Dilution: 1**															
Aroclor 1016	0.50		ug/L	U	YES	UJ							UJ								G
Aroclor 1221	0.50		ug/L	U	YES	UJ							UJ								G
Aroclor 1232	0.50		ug/L	U	YES	UJ							UJ								G
Aroclor 1242	0.50		ug/L	U	YES	UJ							UJ								G
Aroclor 1248	0.50		ug/L	U	YES	UJ							UJ								G
Aroclor 1254	0.50		ug/L	U	YES	UJ							UJ								G
Aroclor 1260	0.50		ug/L	U	YES	UJ							UJ								G
Analysis Method : 8260B						**Dilution: 1**															
1,1,1-Trichloroethane	1.0		ug/L	U	YES																
1,1,2,2-Tetrachloroethane	1.0		ug/L	U	YES																

Project Number and Name: 030240.0006 - Ravenna **Library Used:** Ravenna GW

ADR 8.1 Report Date: 3/19/2008 11:33

* Overall result qualifier reflects summation of qualifiers added during automated data review and any qualifiers added manually for categories not assessed by automated data review

Sample Qualification Report with Reason Codes (All Results sorted by Client Sample ID)

Client Sample ID : FWGLL12mw-185C-0593-GW **Lab Report Batch :** A8A310102 **Lab ID :** STLCAN

Sample Date : 01/30/2008 **Analysis Type: RES** **Sample Matrix :** AQ

Lab Sample ID: A8A310102005

Reviewed By / Date : Angye Dragotta 3/14/2008 **Approved By / Date :** Heather Medley 3/19/08

Analyte Name	Result	Uncertainty / Error	Result Units	Lab Qual	Rep Res	Overall Qual*	Temp	HT	MB	LCS	MS	Lab Dup	Surr	Rep Limit	Moist Tot/Dis	Field QC	Tune	IC	ICV	CV / CCV	Reason Codes
Analysis Method : 8260B						**Dilution: 1**															
1,1,2-Trichloroethane	1.0		ug/L	U	YES																
1,1-Dichloroethane	1.0		ug/L	U	YES																
1,1-Dichloroethene	1.0		ug/L	U	YES																
1,2-Dibromoethane	1.0		ug/L	U	YES																
1,2-Dichloroethane	1.0		ug/L	U	YES																
1,2-Dichloroethene (total)	1.0		ug/L	U	YES																
1,2-Dichloropropane	1.0		ug/L	U	YES																
2-Butanone	10		ug/L	U	YES																
2-Hexanone	10		ug/L	U	YES	UJ															Pj
4-Methyl-2-pentanone	10		ug/L	U	YES	UJ															Pj
Acetone	10		ug/L	U	YES	R															Pj
Benzene	1.0		ug/L	U	YES																
Bromochloromethane	1.0		ug/L	U	YES																
Bromodichloromethane	1.0		ug/L	U	YES																
Bromoform	1.0		ug/L	U	YES																
Bromomethane	1.0		ug/L	U	YES																
Carbon disulfide	1.0		ug/L	U	YES																
Carbon tetrachloride	1.0		ug/L	U	YES																
Chlorobenzene	1.0		ug/L	U	YES																
Chloroethane	1.0		ug/L	U	YES																
Chloroform	1.0		ug/L	U	YES																
Chloromethane	1.0		ug/L	U	YES	R														R	Pj,W
cis-1,2-Dichloroethene	1.0		ug/L	U	YES																
cis-1,3-Dichloropropene	1.0		ug/L	U	YES																
Dibromochloromethane	1.0		ug/L	U	YES																
Ethylbenzene	1.0		ug/L	U	YES																
M&P-XYLENES	2.0		ug/L	U	YES																
Methylene chloride	2.0		ug/L	U	YES																
o-Xylene	1.0		ug/L	U	YES																
Styrene	1.0		ug/L	U	YES																
Tetrachloroethene	1.0		ug/L	U	YES																

* Overall result qualifier reflects summation of qualifiers added during automated data review and any qualifiers added manually for categories not assessed by automated data review

Sample Qualification Report with Reason Codes (All Results sorted by Client Sample ID)

Client Sample ID : FWGLL12mw-185C-0593-GW **Lab Report Batch :** A8A310102 **Lab ID :** STLCAN

Sample Date : 01/30/2008 **Analysis Type: RES** **Sample Matrix :** AQ

Lab Sample ID: A8A310102005

Reviewed By / Date : Angye Dragotta 3/14/2008 **Approved By / Date :** Heather Medley 3/19/08

Analyte Name	Result	Uncertainty / Error	Result Units	Lab Qual	Rep Res	Overall Qual*	Temp	HT	MB	LCS	MS	Lab Dup	Surr	Rep Limit	Moist Tot/Dis	Field QC	Tune	IC	ICV	CV / CCV	Reason Codes
Analysis Method : 8260B						**Dilution: 1**															
Toluene	1.0		ug/L	U	YES																
TOTAL XYLENES	2.0		ug/L	U	YES																
trans-1,2-Dichloroethene	1.0		ug/L	U	YES																
trans-1,3-Dichloropropene	1.0		ug/L	U	YES																
Trichloroethene	1.0		ug/L	U	YES																
Vinyl chloride	1.0		ug/L	U	YES																
Analysis Method : 8270C						**Dilution: 1**															
1,2,4-Trichlorobenzene	1.0		ug/L	U	YES																
1,2-Dichlorobenzene	1.0		ug/L	U	YES																
1,3-Dichlorobenzene	1.0		ug/L	U	YES																
1,4-Dichlorobenzene	1.0		ug/L	U	YES																
2,2-OXYBIS (1-CHLOROPROPANE)	1.0		ug/L	U	YES																
2,4,5-Trichlorophenol	5.0		ug/L	U	YES																
2,4,6-Trichlorophenol	5.0		ug/L	U	YES																
2,4-Dichlorophenol	2.0		ug/L	U	YES																
2,4-Dimethylphenol	2.0		ug/L	U	YES																
2,4-Dinitrophenol	5.0		ug/L	U	YES																
2,4-Dinitrotoluene	5.0		ug/L	U	YES																
2,6-Dinitrotoluene	5.0		ug/L	U	YES																
2-Chloronaphthalene	1.0		ug/L	U	YES																
2-Chlorophenol	1.0		ug/L	U	YES																
2-Methylnaphthalene	0.20		ug/L	U	YES																
2-Methylphenol	1.0		ug/L	U	YES																
2-Nitroaniline	2.0		ug/L	U	YES																
2-Nitrophenol	2.0		ug/L	U	YES																
3,3'-Dichlorobenzidine	5.0		ug/L	U	YES																
3-Nitroaniline	2.0		ug/L	U	YES																
4,6-Dinitro-2-methylphenol	5.0		ug/L	U	YES																
4-Bromophenyl phenyl ether	2.0		ug/L	U	YES																
4-Chloro-3-methylphenol	2.0		ug/L	U	YES																
4-Chloroaniline	2.0		ug/L	U	YES																

Project Number and Name: 030240.0006 - Ravenna **Library Used:** Ravenna GW

* Overall result qualifier reflects summation of qualifiers added during automated data review and any qualifiers added manually for categories not assessed by automated data review

Sample Qualification Report with Reason Codes (All Results sorted by Client Sample ID)

Client Sample ID : FWGLL12mw-185C-0593-GW **Lab Report Batch :** A8A310102 **Lab ID :** STLCAN

Sample Date : 01/30/2008 **Analysis Type: RES** **Sample Matrix :** AQ

Lab Sample ID: A8A310102005

Reviewed By / Date : Angye Dragotta 3/14/2008 **Approved By / Date :** Heather Medley 3/19/08

Analyte Name	Result	Uncertainty / Error	Result Units	Lab Qual	Rep Res	Overall Qual*	Temp	HT	MB	LCS	MS	Lab Dup	Surr	Rep Limit	Moist Tot/Dis	Field QC	Tune	IC	ICV	CV / CCV	Reason Codes
Analysis Method : 8270C						**Dilution: 1**															
4-Chlorophenyl phenyl ether	2.0		ug/L	U	YES																
4-Methylphenol	1.0		ug/L	U	YES																
4-Nitroanaline	2.0		ug/L	U	YES																
4-Nitrophenol	5.0		ug/L	U	YES																
Acenaphthene	0.20		ug/L	U	YES																
Acenaphthylene	0.20		ug/L	U	YES																
Anthracene	0.20		ug/L	U	YES																
Benzo(a)anthracene	0.20		ug/L	U	YES																
Benzo(a)pyrene	0.20		ug/L	U	YES																
Benzo(b)fluoranthene	0.20		ug/L	U	YES																
BENZO(G,H,I)PERYLENE	0.20		ug/L	U	YES																
Benzo(k)fluoranthene	0.20		ug/L	U	YES																
Benzoic acid	10		ug/L	U	YES	R				R											J
Benzyl alcohol	5.0		ug/L	U	YES																
bis(2-Chloroethoxy)methane	1.0		ug/L	U	YES																
bis(2-Chloroethyl) ether	1.0		ug/L	U	YES																
bis(2-Ethylhexyl) phthalate	10		ug/L	U	YES																
Butylbenzyl Phthalate	1.0		ug/L	U	YES																
Carbazole	1.0		ug/L	U	YES																
Chrysene	0.20		ug/L	U	YES																
dibenzo(a,h)anthracene	0.20		ug/L	U	YES																
Dibenzofuran	1.0		ug/L	U	YES																
Diethyl phthalate	1.0		ug/L	U	YES																
Dimethyl phthalate	1.0		ug/L	U	YES																
Di-n-butyl phthalate	1.0		ug/L	U	YES																
Di-n-octyl phthalate	1.0		ug/L	U	YES																
Fluoranthene	0.20		ug/L	U	YES																
Fluorene	0.20		ug/L	U	YES																
Hexachlorobenzene	0.20		ug/L	U	YES																
Hexachlorobutadiene	1.0		ug/L	U	YES																
Hexachlorocyclopentadiene	10		ug/L	U	YES	R				R											J

* Overall result qualifier reflects summation of qualifiers added during automated data review and any qualifiers added manually for categories not assessed by automated data review

Sample Qualification Report with Reason Codes (All Results sorted by Client Sample ID)

Client Sample ID : FWGLL12mw-185C-0593-GW **Lab Report Batch :** A8A310102 **Lab ID :** STLCAN

Sample Date : 01/30/2008 **Analysis Type: RES** **Sample Matrix :** AQ

Lab Sample ID: A8A310102005

Reviewed By / Date : Angye Dragotta 3/14/2008 **Approved By / Date :** Heather Medley 3/19/08

Analyte Name	Result	Uncertainty / Error	Result Units	Lab Qual	Rep Res	Overall Qual*	Temp	HT	MB	LCS	MS	Lab Dup	Surr	Rep Limit	Moist Tot/Dis	Field QC	Tune	IC	ICV	CV / CCV	Reason Codes
Analysis Method : 8270C						**Dilution: 1**															
Hexachloroethane	1.0		ug/L	U	YES																
Indeno(1,2,3-cd)pyrene	0.20		ug/L	U	YES																
Isophorone	1.0		ug/L	U	YES																
Naphthalene	0.20		ug/L	U	YES																
Nitrobenzene	1.0		ug/L	U	YES																
N-nitroso-di-n-propylamine	1.0		ug/L	U	YES																
N-Nitrosodiphenylamine	1.0		ug/L	U	YES																
Pentachlorophenol	5.0		ug/L	U	YES	~~UJ~~															~~RH~~
Phenanthrene	0.20		ug/L	U	YES																
Phenol	1.0		ug/L	U	YES																
Pyrene	0.20		ug/L	U	YES																
Analysis Method : 9012A						**Dilution: 1**															
Cyanide	0.010		mg/L	U	YES	UJ					UJ										H

* Overall result qualifier reflects summation of qualifiers added during automated data review and any qualifiers added manually for categories not assessed by automated data review

Sample Qualification Report with Reason Codes (All Results sorted by Client Sample ID)

Client Sample ID : FWGLL12mw-187C-0594-GF **Lab Report Batch :** A8A310102 **Lab ID :** STLCAN

Sample Date : 01/30/2008 **Analysis Type: RES/TOT** **Sample Matrix :** AQ

Lab Sample ID: A8A310102014

Reviewed By / Date : Angye Dragotta 3/14/2008 **Approved By / Date :** Heather Medley 3/19/08

Analyte Name	Result	Uncertainty / Error	Result Units	Lab Qual	Rep Res	Overall Qual*	Temp	HT	MB	LCS	MS	Lab Dup	Surr	Rep Limit	Moist Tot/Dis	Field QC	Tune	IC	ICV	CV / CCV	Reason Codes
Analysis Method : 6010B						**Dilution: 1**															
Arsenic	5.0		ug/L	U	YES																
Barium	339		ug/L	J	YES																
Calcium	969000		ug/L	J	YES	R															Pj
Chromium	5.0		ug/L	U	YES																
Cobalt	10.1		ug/L		YES																
Copper	5.0		ug/L	U	YES																
Lead	3.0		ug/L	U	YES																
Magnesium	295000		ug/L	J	YES																
Manganese	2110		ug/L	J	YES																
Nickel	14.1		ug/L		YES																
Potassium	53500		ug/L	J	YES																
Selenium	5.0		ug/L	U	YES																
Silver	5.0		ug/L	U	YES																
Sodium	35900		ug/L		YES																
Vanadium	10.0		ug/L	U	YES																
Analysis Method : 6020						**Dilution: 1**															
Aluminum	26.8		ug/L	B	YES	J								J							L
Antimony	0.17		ug/L	B	YES	J								J							L
Beryllium	1.0		ug/L	U	YES																
Cadmium	0.50		ug/L	U	YES																
Iron	50.0		ug/L	U	YES																
Thallium	0.52		ug/L	B	YES	J								J							L
Zinc	9.7		ug/L	B J	YES	BJJ			B					J							L,F
Analysis Method : 7470A						**Dilution: 1**															
Mercury	0.20		ug/L	U	YES																

* Overall result qualifier reflects summation of qualifiers added during automated data review and any qualifiers added manually for categories not assessed by automated data review

Sample Qualification Report with Reason Codes (All Results sorted by Client Sample ID)

Client Sample ID : FWGLL12mw-187C-0594-GW **Lab Report Batch :** A8A310102 **Lab ID :** STLCAN

Sample Date : 01/30/2008 **Analysis Type: DL** **Sample Matrix :** AQ

Lab Sample ID: A8A310102013

Reviewed By / Date : Angye Dragotta 3/14/2008 **Approved By / Date :** Heather Hadley 3/19/08

Analyte Name	Result	Uncertainty / Error	Result Units	Lab Qual	Rep Res	Overall Qual*	Temp	HT	MB	LCS	MS	Lab Dup	Surr	Rep Limit	Moist Tot/Dis	Field QC	Tune	IC	ICV	CV / CCV	Reason Codes
Analysis Method : 353.2						**Dilution: 1000**															
Nitrate as N (NO3-N)	1800		mg/L		YES																

* Overall result qualifier reflects summation of qualifiers added during automated data review and any qualifiers added manually for categories not assessed by automated data review

Sample Qualification Report with Reason Codes (All Results sorted by Client Sample ID)

Client Sample ID : FWGLL12mw-187C-0594-GW **Lab Report Batch :** A8A310102 **Lab ID :** STLCAN

Sample Date : 01/30/2008 **Analysis Type: RES** **Sample Matrix :** AQ

Lab Sample ID: A8A310102013

Reviewed By / Date : Angye Dragotta 3/14/2008 **Approved By / Date :** Heather Hadley 3/19/08

Analyte Name	Result	Uncertainty / Error	Result Units	Lab Qual	Rep Res	Overall Qual*	Temp	HT	MB	LCS	MS	Lab Dup	Surr	Rep Limit	Moist Tot/Dis	Field QC	Tune	IC	ICV	CV / CCV	Reason Codes
Analysis Method : 8081A						**Dilution: 1**															
4,4'-DDD	0.030		ug/L	U	YES																
4,4'-DDE	0.030		ug/L	U	YES																
4,4'-DDT	0.030		ug/L	U	YES																
Aldrin	0.030		ug/L	U	YES																
alpha-BHC	0.030		ug/L	U	YES																
alpha-Chordane	0.030		ug/L	U	YES																
beta-BHC	0.030		ug/L	U	YES																
delta-BHC	0.030		ug/L	U	YES																
Dieldrin	0.030		ug/L	U	YES																
Endosulfan I	0.025		ug/L	U	YES																
Endosulfan II	0.025		ug/L	U	YES																
Endosulfan sulfate	0.030		ug/L	U	YES																
Endrin	0.030		ug/L	U	YES																
Endrin aldehyde	0.030		ug/L	U	YES																
Endrin ketone	0.030		ug/L	U	YES																
gamma-BHC	0.030		ug/L	U	YES																
gamma-Chlordane	0.030		ug/L	U	YES																
Heptachlor	0.030		ug/L	U	YES	R													R	R	Pm,U,w
Heptachlor epoxide	0.030		ug/L	U	YES																
Methoxychlor	0.10		ug/L	U	YES																
Toxaphene	2.0		ug/L	U	YES																
Analysis Method : 8082						**Dilution: 1**															
Aroclor 1016	0.50		ug/L	U	YES																
Aroclor 1221	0.50		ug/L	U	YES																
Aroclor 1232	0.50		ug/L	U	YES																
Aroclor 1242	0.50		ug/L	U	YES																
Aroclor 1248	0.50		ug/L	U	YES																
Aroclor 1254	0.50		ug/L	U	YES																
Aroclor 1260	0.50		ug/L	U	YES																
Analysis Method : 8260B						**Dilution: 1**															
1,1,1-Trichloroethane	1.0		ug/L	U	YES																
1,1,2,2-Tetrachloroethane	1.0		ug/L	U	YES																

Project Number and Name: 030240.0006 - Ravenna **Library Used:** Ravenna GW

* Overall result qualifier reflects summation of qualifiers added during automated data review and any qualifiers added manually for categories not assessed by automated data review

Sample Qualification Report with Reason Codes (All Results sorted by Client Sample ID)

Client Sample ID : FWGLL12mw-187C-0594-GW **Lab Report Batch :** A8A310102 **Lab ID :** STLCAN

Sample Date : 01/30/2008 **Analysis Type: RES** **Sample Matrix :** AQ

Lab Sample ID: A8A310102013

Reviewed By / Date : Angye Dragotta 3/14/2008 **Approved By / Date :** Heather McKay 3/15/08

Analyte Name	Result	Uncertainty / Error	Result Units	Lab Qual	Rep Res	Overall Qual*	Temp	HT	MB	LCS	MS	Lab Dup	Surr	Rep Limit	Moist Tot/Dis	Field QC	Tune	IC	ICV	CV / CCV	Reason Codes
Analysis Method : 8260B						**Dilution: 1**															
1,1,2-Trichloroethane	1.0		ug/L	U	YES																
1,1-Dichloroethane	1.0		ug/L	U	YES																
1,1-Dichloroethene	1.0		ug/L	U	YES																
1,2-Dibromoethane	1.0		ug/L	U	YES																
1,2-Dichloroethane	1.0		ug/L	U	YES																
1,2-Dichloroethene (total)	1.0		ug/L	U	YES																
1,2-Dichloropropane	1.0		ug/L	U	YES																
2-Butanone	10		ug/L	U	YES																
2-Hexanone	10		ug/L	U	YES	UJ															Pj
4-Methyl-2-pentanone	10		ug/L	U	YES	UJ															Pj
Acetone	10		ug/L	U	YES	R															Pj
Benzene	1.0		ug/L	U	YES																
Bromochloromethane	1.0		ug/L	U	YES																
Bromodichloromethane	1.0		ug/L	U	YES																
Bromoform	1.0		ug/L	U	YES																
Bromomethane	1.0		ug/L	U	YES																
Carbon disulfide	1.0		ug/L	U	YES																
Carbon tetrachloride	1.0		ug/L	U	YES																
Chlorobenzene	1.0		ug/L	U	YES																
Chloroethane	1.0		ug/L	U	YES																
Chloroform	1.0		ug/L	U	YES																
Chloromethane	1.0		ug/L	U	YES	R														R	Pj,W
cis-1,2-Dichloroethene	1.0		ug/L	U	YES																
cis-1,3-Dichloropropene	1.0		ug/L	U	YES																
Dibromochloromethane	1.0		ug/L	U	YES																
Ethylbenzene	1.0		ug/L	U	YES																
M&P-XYLENES	2.0		ug/L	U	YES																
Methylene chloride	2.0		ug/L	U	YES																
o-Xylene	1.0		ug/L	U	YES																
Styrene	1.0		ug/L	U	YES																
Tetrachloroethene	1.0		ug/L	U	YES																

* Overall result qualifier reflects summation of qualifiers added during automated data review and any qualifiers added manually for categories not assessed by automated data review

Sample Qualification Report with Reason Codes (All Results sorted by Client Sample ID)

Client Sample ID : FWGLL12mw-187C-0594-GW **Lab Report Batch :** A8A310102 **Lab ID :** STLCAN

Sample Date : 01/30/2008 **Analysis Type: RES** **Sample Matrix :** AQ

Lab Sample ID: A8A310102013

Reviewed By / Date : Angye Dragotta 3/14/2008 **Approved By / Date :** Heather Medley 3/15/08

Analyte Name	Result	Uncertainty / Error	Result Units	Lab Qual	Rep Res	Overall Qual*	Temp	HT	MB	LCS	MS	Lab Dup	Surr	Rep Limit	Moist Tot/Dis	Field QC	Tune	IC	ICV	CV / CCV	Reason Codes
Analysis Method : 8260B						**Dilution: 1**															
Toluene	1.0		ug/L	U	YES																
TOTAL XYLENES	2.0		ug/L	U	YES																
trans-1,2-Dichloroethene	1.0		ug/L	U	YES																
trans-1,3-Dichloropropene	1.0		ug/L	U	YES																
Trichloroethene	1.0		ug/L	U	YES																
Vinyl chloride	1.0		ug/L	U	YES																
Analysis Method : 8270C						**Dilution: 1**															
1,2,4-Trichlorobenzene	1.0		ug/L	U	YES																
1,2-Dichlorobenzene	1.0		ug/L	U	YES																
1,3-Dichlorobenzene	1.0		ug/L	U	YES																
1,4-Dichlorobenzene	1.0		ug/L	U	YES																
2,2-OXYBIS (1-CHLOROPROPANE)	1.0		ug/L	U	YES																
2,4,5-Trichlorophenol	5.0		ug/L	U	YES																
2,4,6-Trichlorophenol	5.0		ug/L	U	YES																
2,4-Dichlorophenol	2.0		ug/L	U	YES																
2,4-Dimethylphenol	2.0		ug/L	U	YES																
2,4-Dinitrophenol	5.0		ug/L	U	YES																
2,4-Dinitrotoluene	5.0		ug/L	U	YES																
2,6-Dinitrotoluene	5.0		ug/L	U	YES																
2-Chloronaphthalene	1.0		ug/L	U	YES																
2-Chlorophenol	1.0		ug/L	U	YES																
2-Methylnaphthalene	0.20		ug/L	U	YES																
2-Methylphenol	1.0		ug/L	U	YES																
2-Nitroaniline	2.0		ug/L	U	YES																
2-Nitrophenol	2.0		ug/L	U	YES																
3,3'-Dichlorobenzidine	5.0		ug/L	U	YES																
3-Nitroaniline	2.0		ug/L	U	YES																
4,6-Dinitro-2-methylphenol	5.0		ug/L	U	YES																
4-Bromophenyl phenyl ether	2.0		ug/L	U	YES																
4-Chloro-3-methylphenol	2.0		ug/L	U	YES																
4-Chloroaniline	2.0		ug/L	U	YES																

* Overall result qualifier reflects summation of qualifiers added during automated data review and any qualifiers added manually for categories not assessed by automated data review

Sample Qualification Report with Reason Codes (All Results sorted by Client Sample ID)

Client Sample ID : FWGLL12mw-187C-0594-GW **Lab Report Batch :** A8A310102 **Lab ID :** STLCAN

Sample Date : 01/30/2008 **Analysis Type: RES** **Sample Matrix :** AQ

Lab Sample ID: A8A310102013

Reviewed By / Date : Angye Dragotta 3/14/2008 **Approved By / Date :** Heather McCoy 3/19/08

Analyte Name	Result	Uncertainty / Error	Result Units	Lab Qual	Rep Res	Overall Qual*	Temp	HT	MB	LCS	MS	Lab Dup	Surr	Rep Limit	Moist Tot/Dis	Field QC	Tune	IC	ICV	CV / CCV	Reason Codes
Analysis Method : 8270C						**Dilution: 1**															
4-Chlorophenyl phenyl ether	2.0		ug/L	U	YES																
4-Methylphenol	1.0		ug/L	U	YES																
4-Nitroanaline	2.0		ug/L	U	YES																
4-Nitrophenol	5.0		ug/L	U	YES																
Acenaphthene	0.20		ug/L	U	YES																
Acenaphthylene	0.20		ug/L	U	YES																
Anthracene	0.20		ug/L	U	YES																
Benzo(a)anthracene	0.20		ug/L	U	YES																
Benzo(a)pyrene	0.20		ug/L	U	YES																
Benzo(b)fluoranthene	0.20		ug/L	U	YES																
BENZO(G,H,I)PERYLENE	0.20		ug/L	U	YES																
Benzo(k)fluoranthene	0.20		ug/L	U	YES																
Benzoic acid	10		ug/L	U	YES	R				R											J
Benzyl alcohol	5.0		ug/L	U	YES																
bis(2-Chloroethoxy)methane	1.0		ug/L	U	YES																
bis(2-Chloroethyl) ether	1.0		ug/L	U	YES																
bis(2-Ethylhexyl) phthalate	10		ug/L	U	YES																
Butylbenzyl Phthalate	1.0		ug/L	U	YES																
Carbazole	1.0		ug/L	U	YES																
Chrysene	0.20		ug/L	U	YES																
dibenzo(a,h)anthracene	0.20		ug/L	U	YES																
Dibenzofuran	1.0		ug/L	U	YES																
Diethyl phthalate	1.0		ug/L	U	YES																
Dimethyl phthalate	1.0		ug/L	U	YES																
Di-n-butyl phthalate	1.0		ug/L	U	YES																
Di-n-octyl phthalate	1.0		ug/L	U	YES																
Fluoranthene	0.20		ug/L	U	YES																
Fluorene	0.20		ug/L	U	YES																
Hexachlorobenzene	0.20		ug/L	U	YES																
Hexachlorobutadiene	1.0		ug/L	U	YES																
Hexachlorocyclopentadiene	10		ug/L	U	YES	R				R											J

* Overall result qualifier reflects summation of qualifiers added during automated data review and any qualifiers added manually for categories not assessed by automated data review

Sample Qualification Report with Reason Codes (All Results sorted by Client Sample ID)

Client Sample ID : FWGLL12mw-187C-0594-GW **Lab Report Batch :** A8A310102 **Lab ID :** STLCAN

Sample Date : 01/30/2008 **Analysis Type: RES** **Sample Matrix :** AQ

Lab Sample ID: A8A310102013

Reviewed By / Date : Angye Dragotta 3/14/2008 **Approved By / Date :** Heather McCoy 3/19/08

Analyte Name	Result	Uncertainty / Error	Result Units	Lab Qual	Rep Res	Overall Qual*	Temp	HT	MB	LCS	MS	Lab Dup	Surr	Rep Limit	Moist Tot/Dis	Field QC	Tune	IC	ICV	CV / CCV	Reason Codes
Analysis Method : 8270C						**Dilution: 1**															
Hexachloroethane	1.0		ug/L	U	YES																
Indeno(1,2,3-cd)pyrene	0.20		ug/L	U	YES																
Isophorone	1.0		ug/L	U	YES																
Naphthalene	0.20		ug/L	U	YES																
Nitrobenzene	1.0		ug/L	U	YES																
N-nitroso-di-n-propylamine	1.0		ug/L	U	YES																
N-Nitrosodiphenylamine	1.0		ug/L	U	YES																
Pentachlorophenol	5.0		ug/L	U	YES																
Phenanthrene	0.20		ug/L	U	YES																
Phenol	1.0		ug/L	U	YES																
Pyrene	0.20		ug/L	U	YES																
Analysis Method : 9012A						**Dilution: 1**															
Cyanide	0.010		mg/L	U	YES																

* Overall result qualifier reflects summation of qualifiers added during automated data review and any qualifiers added manually for categories not assessed by automated data review

Sample Qualification Report with Reason Codes (All Results sorted by Client Sample ID)

Client Sample ID : FWGLL12mw-242C-0597-GF **Lab Report Batch :** A8A310102 **Lab ID :** STLCAN

Sample Date : 01/30/2008 **Analysis Type: RES/TOT** **Sample Matrix :** AQ

Lab Sample ID: A8A310102024

Reviewed By / Date : Angye Dragotta 3/14/2008 **Approved By / Date :** Heather McCoy 3/19/08

Analyte Name	Result	Uncertainty / Error	Result Units	Lab Qual	Rep Res	Overall Qual*	Temp	HT	MB	LCS	MS	Lab Dup	Surr	Rep Limit	Moist Tot/Dis	Field QC	Tune	IC	ICV	CV / CCV	Reason Codes
Analysis Method : 6010B						**Dilution: 1**															
Arsenic	53.5		ug/L		YES																
Barium	129		ug/L	J	YES																
Calcium	95700		ug/L	J	YES																
Chromium	41.6		ug/L		YES																
Cobalt	27.5		ug/L		YES																
Copper	53.3		ug/L		YES																
Lead	24.3		ug/L		YES																
Magnesium	59900		ug/L	J	YES																
Manganese	1070		ug/L	J	YES																
Nickel	61.6		ug/L		YES																
Potassium	8310		ug/L	J	YES																
Selenium	5.0		ug/L	U	YES																
Silver	5.0		ug/L	U	YES																
Sodium	32400		ug/L		YES																
Vanadium	46.4		ug/L		YES	J						J									Z
Analysis Method : 6020						**Dilution: 1**															
Aluminum	27300		ug/L		YES																
Antimony	0.73		ug/L	B	YES	J								J							L
Beryllium	1.3		ug/L		YES																
Cadmium	0.20		ug/L	B	YES	J								J							L
Iron	65800		ug/L	J	YES																
Thallium	0.29		ug/L	B	YES	J								J							L
Zinc	159		ug/L	J	YES																
Analysis Method : 7470A						**Dilution: 1**															
Mercury	0.20		ug/L	U	YES																

* Overall result qualifier reflects summation of qualifiers added during automated data review and any qualifiers added manually for categories not assessed by automated data review.

Sample Qualification Report with Reason Codes (All Results sorted by Client Sample ID)

Client Sample ID : FWGLL12mw-242C-0597-GW **Lab Report Batch :** A8A310102 **Lab ID :** STLCAN

Sample Date : 01/30/2008 **Analysis Type: RES** **Sample Matrix :** AQ

Lab Sample ID: A8A310102023

Reviewed By / Date : Angye Dragotta 3/14/2008 **Approved By / Date :** Heather Neely 3/19/08

Analyte Name	Result	Uncertainty / Error	Result Units	Lab Qual	Rep Res	Overall Qual*	Temp	HT	MB	LCS	MS	Lab Dup	Surr	Rep Limit	Moist Tot/Dis	Field QC	Tune	IC	ICV	CV / CCV	Reason Codes
Analysis Method : 353.2						**Dilution: 1**															
Nitrate as N (NO3-N)	0.04		mg/L	B	YES	UJ								J		B					L, M
Analysis Method : 8081A						**Dilution: 1**															
4,4'-DDD	0.030		ug/L	U	YES	UJ							UJ								G
4,4'-DDE	0.030		ug/L	U	YES	UJ							UJ								G
4,4'-DDT	0.030		ug/L	U	YES	UJ							UJ								G
Aldrin	0.030		ug/L	U	YES	UJ							UJ								G
alpha-BHC	0.030		ug/L	U	YES	UJ							UJ								G
alpha-Chordane	0.030		ug/L	U	YES	UJ							UJ								G
beta-BHC	0.030		ug/L	U	YES	UJ							UJ								G
delta-BHC	0.030		ug/L	U	YES	UJ							UJ								G
Dieldrin	0.030		ug/L	U	YES	UJ							UJ								G
Endosulfan I	0.025		ug/L	U	YES	UJ							UJ								G
Endosulfan II	0.025		ug/L	U	YES	UJ							UJ								G
Endosulfan sulfate	0.030		ug/L	U	YES	UJ							UJ								G
Endrin	0.030		ug/L	U	YES	UJ							UJ								G
Endrin aldehyde	0.030		ug/L	U	YES	UJ							UJ								G
Endrin ketone	0.030		ug/L	U	YES	UJ							UJ								G
gamma-BHC	0.030		ug/L	U	YES	UJ							UJ								G
gamma-Chlordane	0.030		ug/L	U	YES	UJ							UJ								G
Heptachlor	0.030		ug/L	U	YES	R							UJ						R	R	Pm,U,G,(J)
Heptachlor epoxide	0.030		ug/L	U	YES	UJ							UJ								G
Methoxychlor	0.10		ug/L	U	YES	UJ							UJ								G
Toxaphene	2.0		ug/L	U	YES	UJ							UJ								G
Analysis Method : 8082						**Dilution: 1**															
Aroclor 1016	0.50		ug/L	U	YES	UJ							UJ								G
Aroclor 1221	0.50		ug/L	U	YES	UJ							UJ								G
Aroclor 1232	0.50		ug/L	U	YES	UJ							UJ								G
Aroclor 1242	0.50		ug/L	U	YES	UJ							UJ								G
Aroclor 1248	0.50		ug/L	U	YES	UJ							UJ								G
Aroclor 1254	0.50		ug/L	U	YES	UJ							UJ								G
Aroclor 1260	0.50		ug/L	U	YES	UJ							UJ								G
Analysis Method : 8260B						**Dilution: 1**															

* Overall result qualifier reflects summation of qualifiers added during automated data review and any qualifiers added manually for categories not assessed by automated data review

Sample Qualification Report with Reason Codes (All Results sorted by Client Sample ID)

Client Sample ID : FWGLL12mw-242C-0597-GW **Lab Report Batch :** A8A310102 **Lab ID :** STLCAN

Sample Date : 01/30/2008 **Analysis Type: RES** **Sample Matrix :** AQ

Lab Sample ID: A8A310102023

Reviewed By / Date : Angye Dragotta 3/14/2008 **Approved By / Date :** Deepthi Medley 3/19/08

Analyte Name	Result	Uncertainty / Error	Result Units	Lab Qual	Rep Res	Overall Qual*	Temp	HT	MB	LCS	MS	Lab Dup	Surr	Rep Limit	Moist Tot/Dis	Field QC	Tune	IC	ICV	CV / CCV	Reason Codes
Analysis Method : 8260B						**Dilution: 1**															
1,1,1-Trichloroethane	1.0		ug/L	U	YES																
1,1,2,2-Tetrachloroethane	1.0		ug/L	U	YES																
1,1,2-Trichloroethane	1.0		ug/L	U	YES																
1,1-Dichloroethane	1.0		ug/L	U	YES																
1,1-Dichloroethene	1.0		ug/L	U	YES																
1,2-Dibromoethane	1.0		ug/L	U	YES																
1,2-Dichloroethane	1.0		ug/L	U	YES																
1,2-Dichloroethene (total)	1.0		ug/L	U	YES																
1,2-Dichloropropane	1.0		ug/L	U	YES																
2-Butanone	10		ug/L	U	YES																
2-Hexanone	10		ug/L	U	YES	UJ															Pj
4-Methyl-2-pentanone	10		ug/L	U	YES	UJ															Pj
Acetone	10		ug/L	U	YES	R															Pj
Benzene	0.55		ug/L	J	YES	J								J							L
Bromochloromethane	1.0		ug/L	U	YES																
Bromodichloromethane	1.0		ug/L	U	YES																
Bromoform	1.0		ug/L	U	YES																
Bromomethane	1.0		ug/L	U	YES																
Carbon disulfide	1.0		ug/L	U	YES																
Carbon tetrachloride	1.0		ug/L	U	YES																
Chlorobenzene	1.0		ug/L	U	YES																
Chloroethane	1.0		ug/L	U	YES																
Chloroform	1.0		ug/L	U	YES																
Chloromethane	1.0		ug/L	U	YES	R														R	Pj,W
cis-1,2-Dichloroethene	1.0		ug/L	U	YES																
cis-1,3-Dichloropropene	1.0		ug/L	U	YES																
Dibromochloromethane	1.0		ug/L	U	YES																
Ethylbenzene	1.0		ug/L	U	YES																
M&P-XYLENES	0.31		ug/L	J	YES	J								J							L
Methylene chloride	2.0		ug/L	U	YES																
o-Xylene	0.17		ug/L	J	YES	J								J							L

* Overall result qualifier reflects summation of qualifiers added during automated data review and any qualifiers added manually for categories not assessed by automated data review

Sample Qualification Report with Reason Codes (All Results sorted by Client Sample ID)

Client Sample ID : FWGLL12mw-242C-0597-GW **Lab Report Batch :** A8A310102 **Lab ID :** STLCAN

Sample Date : 01/30/2008 **Analysis Type: RES** **Sample Matrix :** AQ

Lab Sample ID: A8A310102023

Reviewed By / Date : Angye Dragotta 3/14/2008 **Approved By / Date :** Heather McCoy 3/19/08

Analyte Name	Result	Uncertainty / Error	Result Units	Lab Qual	Rep Res	Overall Qual*	Temp	HT	MB	LCS	MS	Lab Dup	Surr	Rep Limit	Moist Tot/Dis	Field QC	Tune	IC	ICV	CV / CCV	Reason Codes
Analysis Method : 8260B						**Dilution: 1**															
Styrene	1.0		ug/L	U	YES																
Tetrachloroethene	1.0		ug/L	U	YES																
Toluene	0.71		ug/L	J	YES	BJ								J		B					L, M
TOTAL XYLENES	0.48		ug/L	J	YES	J								J							L
trans-1,2-Dichloroethene	1.0		ug/L	U	YES																
trans-1,3-Dichloropropene	1.0		ug/L	U	YES																
Trichloroethene	1.0		ug/L	U	YES																
Vinyl chloride	1.0		ug/L	U	YES																
Analysis Method : 8270C						**Dilution: 1**															
1,2,4-Trichlorobenzene	1.0		ug/L	U	YES																
1,2-Dichlorobenzene	1.0		ug/L	U	YES																
1,3-Dichlorobenzene	1.0		ug/L	U	YES																
1,4-Dichlorobenzene	1.0		ug/L	U	YES																
2,2-OXYBIS (1-CHLOROPROPANE)	1.0		ug/L	U	YES																
2,4,5-Trichlorophenol	5.0		ug/L	U	YES																
2,4,6-Trichlorophenol	5.0		ug/L	U	YES																
2,4-Dichlorophenol	2.0		ug/L	U	YES																
2,4-Dimethylphenol	2.0		ug/L	U	YES																
2,4-Dinitrophenol	5.0		ug/L	U	YES																
2,4-Dinitrotoluene	5.0		ug/L	U	YES																
2,6-Dinitrotoluene	5.0		ug/L	U	YES																
2-Chloronaphthalene	1.0		ug/L	U	YES																
2-Chlorophenol	1.0		ug/L	U	YES																
2-Methylnaphthalene	0.20		ug/L	U	YES																
2-Methylphenol	1.0		ug/L	U	YES																
2-Nitroaniline	2.0		ug/L	U	YES																
2-Nitrophenol	2.0		ug/L	U	YES																
3,3'-Dichlorobenzidine	5.0		ug/L	U	YES																
3-Nitroaniline	2.0		ug/L	U	YES																
4,6-Dinitro-2-methylphenol	5.0		ug/L	U	YES																
4-Bromophenyl phenyl ether	2.0		ug/L	U	YES																

* Overall result qualifier reflects summation of qualifiers added during automated data review and any qualifiers added manually for categories not assessed by automated data review

Sample Qualification Report with Reason Codes (All Results sorted by Client Sample ID)

Client Sample ID : FWGLL12mw-242C-0597-GW **Lab Report Batch :** A8A310102 **Lab ID :** STLCAN

Sample Date : 01/30/2008 **Analysis Type: RES** **Sample Matrix :** AQ

Lab Sample ID: A8A310102023

Reviewed By / Date : Angye Dragotta 3/14/2008 **Approved By / Date :** Heather Neeley 3/19/08

Analyte Name	Result	Uncertainty / Error	Result Units	Lab Qual	Rep Res	Overall Qual*	Temp	HT	MB	LCS	MS	Lab Dup	Surr	Rep Limit	Moist Tot/Dis	Field QC	Tune	IC	ICV	CV / CCV	Reason Codes
Analysis Method : 8270C						**Dilution: 1**															
4-Chloro-3-methylphenol	2.0		ug/L	U	YES																
4-Chloroaniline	2.0		ug/L	U	YES																
4-Chlorophenyl phenyl ether	2.0		ug/L	U	YES																
4-Methylphenol	1.0		ug/L	U	YES																
4-Nitroanaline	2.0		ug/L	U	YES																
4-Nitrophenol	5.0		ug/L	U	YES																
Acenaphthene	0.20		ug/L	U	YES																
Acenaphthylene	0.20		ug/L	U	YES																
Anthracene	0.20		ug/L	U	YES																
Benzo(a)anthracene	0.20		ug/L	U	YES																
Benzo(a)pyrene	0.20		ug/L	U	YES																
Benzo(b)fluoranthene	0.20		ug/L	U	YES																
BENZO(G,H,I)PERYLENE	0.20		ug/L	U	YES																
Benzo(k)fluoranthene	0.20		ug/L	U	YES																
Benzoic acid	10		ug/L	U	YES	R				R											J
Benzyl alcohol	5.0		ug/L	U	YES																
bis(2-Chloroethoxy)methane	1.0		ug/L	U	YES																
bis(2-Chloroethyl) ether	1.0		ug/L	U	YES																
bis(2-Ethylhexyl) phthalate	10		ug/L	U	YES																
Butylbenzyl Phthalate	1.0		ug/L	U	YES																
Carbazole	1.0		ug/L	U	YES																
Chrysene	0.20		ug/L	U	YES																
dibenzo(a,h)anthracene	0.20		ug/L	U	YES																
Dibenzofuran	1.0		ug/L	U	YES																
Diethyl phthalate	1.0		ug/L	U	YES																
Dimethyl phthalate	1.0		ug/L	U	YES																
Di-n-butyl phthalate	1.0		ug/L	U	YES																
Di-n-octyl phthalate	1.0		ug/L	U	YES																
Fluoranthene	0.20		ug/L	U	YES																
Fluorene	0.20		ug/L	U	YES																
Hexachlorobenzene	0.20		ug/L	U	YES																

* Overall result qualifier reflects summation of qualifiers added during automated data review and any qualifiers added manually for categories not assessed by automated data review

Sample Qualification Report with Reason Codes (All Results sorted by Client Sample ID)

Client Sample ID : FWGLL12mw-242C-0597-GW **Lab Report Batch :** A8A310102 **Lab ID :** STLCAN

Sample Date : 01/30/2008 **Analysis Type: RES** **Sample Matrix :** AQ

Lab Sample ID: A8A310102023

Reviewed By / Date : Angye Dragotta 3/14/2008 **Approved By / Date :** Heather McCoy 3/19/08

Analyte Name	Result	Uncertainty / Error	Result Units	Lab Qual	Rep Res	Overall Qual*	Temp	HT	MB	LCS	MS	Lab Dup	Surr	Rep Limit	Moist Tot/Dis	Field QC	Tune	IC	ICV	CV / CCV	Reason Codes
Analysis Method : 8270C						**Dilution: 1**															
Hexachlorobutadiene	1.0		ug/L	U	YES																
Hexachlorocyclopentadiene	10		ug/L	U	YES	R				R											J
Hexachloroethane	1.0		ug/L	U	YES																
Indeno(1,2,3-cd)pyrene	0.20		ug/L	U	YES																
Isophorone	1.0		ug/L	U	YES																
Naphthalene	0.20		ug/L	U	YES																
Nitrobenzene	1.0		ug/L	U	YES																
N-nitroso-di-n-propylamine	1.0		ug/L	U	YES																
N-Nitrosodiphenylamine	1.0		ug/L	U	YES																
Pentachlorophenol	5.0		ug/L	U	YES	~~UJ~~															~~PH~~
Phenanthrene	0.20		ug/L	U	YES																
Phenol	1.0		ug/L	U	YES																
Pyrene	0.20		ug/L	U	YES																
Analysis Method : 9012A						**Dilution: 1**															
Cyanide	0.010		mg/L	U	YES	~~UJ~~					~~UJ~~										~~H~~

* Overall result qualifier reflects summation of qualifiers added during automated data review and any qualifiers added manually for categories not assessed by automated data review

Sample Qualification Report with Reason Codes (All Results sorted by Client Sample ID)

Client Sample ID : FWGLL12mw-243C-0598-GF **Lab Report Batch :** A8A310102 **Lab ID :** STLCAN

Sample Date : 01/30/2008 **Analysis Type: RES/TOT** **Sample Matrix :** AQ

Lab Sample ID: A8A310102016

Reviewed By / Date : Angye Dragotta 3/14/2008 **Approved By / Date :** H Medley 3/19/2008

Analyte Name	Result	Uncertainty / Error	Result Units	Lab Qual	Rep Res	Overall Qual*	Temp	HT	MB	LCS	MS	Lab Dup	Surr	Rep Limit	Moist Tot/Dis	Field QC	Tune	IC	ICV	CV / CCV	Reason Codes
Analysis Method : 6010B						**Dilution: 1**															
Arsenic	7.5		ug/L		YES																
Barium	32.4		ug/L	J	YES																
Calcium	125000		ug/L	J	YES																
Chromium	5.0		ug/L	U	YES																
Cobalt	2.1		ug/L	B	YES	J								J							L
Copper	5.0		ug/L	U	YES																
Lead	3.0		ug/L	U	YES																
Magnesium	83000		ug/L	J	YES																
Manganese	1070		ug/L	J	YES																
Nickel	10.0		ug/L	U	YES																
Potassium	3640		ug/L	J	YES																
Selenium	5.0		ug/L	U	YES																
Silver	5.0		ug/L	U	YES																
Sodium	23300		ug/L		YES																
Vanadium	10.0		ug/L	U	YES																
Analysis Method : 6020						**Dilution: 1**															
Aluminum	67.8		ug/L		YES																
Antimony	2.0		ug/L	U	YES																
Beryllium	1.0		ug/L	U	YES																
Cadmium	0.50		ug/L	U	YES																
Iron	2460		ug/L	J	YES																
Thallium	1.0		ug/L	U	YES																
Zinc	5.6		ug/L	B J	YES	BJ			VB					J							L,F
Analysis Method : 7470A						**Dilution: 1**															
Mercury	0.20		ug/L	U	YES																

* Overall result qualifier reflects summation of qualifiers added during automated data review and any qualifiers added manually for categories not assessed by automated data review

Sample Qualification Report with Reason Codes (All Results sorted by Client Sample ID)

Client Sample ID : FWGLL12mw-243C-0598-GW **Lab Report Batch :** A8A310102 **Lab ID :** STLCAN

Sample Date : 01/30/2008 **Analysis Type: DL** **Sample Matrix :** AQ

Lab Sample ID: A8A310102015

Reviewed By / Date : Angye Dragotta 3/14/2008 **Approved By / Date :** Heather Reilly 3/19/08

Analyte Name	Result	Uncertainty / Error	Result Units	Lab Qual	Rep Res	Overall Qual*	Temp	HT	MB	LCS	MS	Lab Dup	Surr	Rep Limit	Moist Tot/Dis	Field QC	Tune	IC	ICV	CV / CCV	Reason Codes
Analysis Method : 353.2						**Dilution: 5**															
Nitrate as N (NO3-N)	1.1		mg/L		YES																

* Overall result qualifier reflects summation of qualifiers added during automated data review and any qualifiers added manually for categories not assessed by automated data review

Sample Qualification Report with Reason Codes (All Results sorted by Client Sample ID)

Client Sample ID : FWGLL12mw-243C-0598-GW **Lab Report Batch :** A8A310102 **Lab ID :** STLCAN

Sample Date : 01/30/2008 **Analysis Type: RES** **Sample Matrix :** AQ

Lab Sample ID: A8A310102015

Reviewed By / Date : Angye Dragotta 3/14/2008 **Approved By / Date :** 3/19/08

Analyte Name	Result	Uncertainty / Error	Result Units	Lab Qual	Rep Res	Overall Qual*	Temp	HT	MB	LCS	MS	Lab Dup	Surr	Rep Limit	Moist Tot/Dis	Field QC	Tune	IC	ICV	CV / CCV	Reason Codes
Analysis Method : 8081A						**Dilution: 1**															
4,4'-DDD	0.030		ug/L	U	YES	UJ							UJ								G
4,4'-DDE	0.030		ug/L	U	YES	UJ							UJ								G
4,4'-DDT	0.030		ug/L	U	YES	UJ							UJ								G
Aldrin	0.030		ug/L	U	YES	UJ							UJ								G
alpha-BHC	0.030		ug/L	U	YES	UJ							UJ								G
alpha-Chordane	0.030		ug/L	U	YES	UJ							UJ								G
beta-BHC	0.030		ug/L	U	YES	UJ							UJ								G
delta-BHC	0.030		ug/L	U	YES	UJ							UJ								G
Dieldrin	0.030		ug/L	U	YES	UJ							UJ								G
Endosulfan I	0.025		ug/L	U	YES	UJ							UJ								G
Endosulfan II	0.025		ug/L	U	YES	UJ							UJ								G
Endosulfan sulfate	0.030		ug/L	U	YES	UJ							UJ								G
Endrin	0.030		ug/L	U	YES	UJ							UJ								G
Endrin aldehyde	0.030		ug/L	U	YES	UJ							UJ								G
Endrin ketone	0.030		ug/L	U	YES	UJ							UJ								G
gamma-BHC	0.030		ug/L	U	YES	UJ							UJ								G
gamma-Chlordane	0.030		ug/L	U	YES	UJ							UJ								G
Heptachlor	0.030		ug/L	U	YES	R							UJ						R	R	Pm,U,G, W
Heptachlor epoxide	0.030		ug/L	U	YES	UJ							UJ								G
Methoxychlor	0.10		ug/L	U	YES	UJ							UJ								G
Toxaphene	2.0		ug/L	U	YES	UJ							UJ								G
Analysis Method : 8082						**Dilution: 1**															
Aroclor 1016	0.50		ug/L	U	YES	UJ							UJ								G
Aroclor 1221	0.50		ug/L	U	YES	UJ							UJ								G
Aroclor 1232	0.50		ug/L	U	YES	UJ							UJ								G
Aroclor 1242	0.50		ug/L	U	YES	UJ							UJ								G
Aroclor 1248	0.50		ug/L	U	YES	UJ							UJ								G
Aroclor 1254	0.50		ug/L	U	YES	UJ							UJ								G
Aroclor 1260	0.50		ug/L	U	YES	UJ							UJ								G
Analysis Method : 8260B						**Dilution: 1**															
1,1,1-Trichloroethane	1.0		ug/L	U	YES																
1,1,2,2-Tetrachloroethane	1.0		ug/L	U	YES																

Project Number and Name: 030240.0006 - Ravenna **Library Used:** Ravenna GW

* Overall result qualifier reflects summation of qualifiers added during automated data review and any qualifiers added manually for categories not assessed by automated data review

Sample Qualification Report with Reason Codes (All Results sorted by Client Sample ID)

Client Sample ID : FWGLL12mw-243C-0598-GW
Lab Report Batch : A8A310102
Lab ID : STLCAN
Sample Date : 01/30/2008
Analysis Type: RES
Sample Matrix : AQ
Lab Sample ID: A8A310102015

Reviewed By / Date : Angye Dragotta 3/14/2008
Approved By / Date : Heather Mulley 3/19/08

Analyte Name	Result	Uncertainty / Error	Result Units	Lab Qual	Rep Res	Overall Qual*	Temp	HT	MB	LCS	MS	Lab Dup	Surr	Rep Limit	Moist Tot/Dis	Field QC	Tune	IC	ICV	CV / CCV	Reason Codes
Analysis Method : 8260B						**Dilution: 1**															
1,1,2-Trichloroethane	1.0		ug/L	U	YES																
1,1-Dichloroethane	1.0		ug/L	U	YES																
1,1-Dichloroethene	1.0		ug/L	U	YES																
1,2-Dibromoethane	1.0		ug/L	U	YES																
1,2-Dichloroethane	1.0		ug/L	U	YES																
1,2-Dichloroethene (total)	1.0		ug/L	U	YES																
1,2-Dichloropropane	1.0		ug/L	U	YES																
2-Butanone	10		ug/L	U	YES																
2-Hexanone	10		ug/L	U	YES	UJ															Pj
4-Methyl-2-pentanone	10		ug/L	U	YES	UJ															Pj
Acetone	10		ug/L	U	YES	R															Pj
Benzene	1.0		ug/L	U	YES																
Bromochloromethane	1.0		ug/L	U	YES																
Bromodichloromethane	1.0		ug/L	U	YES																
Bromoform	1.0		ug/L	U	YES																
Bromomethane	1.0		ug/L	U	YES																
Carbon disulfide	1.0		ug/L	U	YES																
Carbon tetrachloride	1.0		ug/L	U	YES																
Chlorobenzene	1.0		ug/L	U	YES																
Chloroethane	1.0		ug/L	U	YES																
Chloroform	1.0		ug/L	U	YES																
Chloromethane	1.0		ug/L	U	YES	R														R	Pj,W
cis-1,2-Dichloroethene	1.0		ug/L	U	YES																
cis-1,3-Dichloropropene	1.0		ug/L	U	YES																
Dibromochloromethane	1.0		ug/L	U	YES																
Ethylbenzene	1.0		ug/L	U	YES																
M&P-XYLENES	2.0		ug/L	U	YES																
Methylene chloride	2.0		ug/L	U	YES																
o-Xylene	1.0		ug/L	U	YES																
Styrene	1.0		ug/L	U	YES																
Tetrachloroethene	1.0		ug/L	U	YES																

* Overall result qualifier reflects summation of qualifiers added during automated data review and any qualifiers added manually for categories not assessed by automated data review

Sample Qualification Report with Reason Codes (All Results sorted by Client Sample ID)

Client Sample ID : FWGLL12mw-243C-0598-GW **Lab Report Batch :** A8A310102 **Lab ID :** STLCAN

Sample Date : 01/30/2008 **Analysis Type: RES** **Sample Matrix :** AQ

Lab Sample ID: A8A310102015

Reviewed By / Date : Angye Dragotta 3/14/2008 **Approved By / Date :** Heather Medley 3/15/08

Analyte Name	Result	Uncertainty / Error	Result Units	Lab Qual	Rep Res	Overall Qual*	Temp	HT	MB	LCS	MS	Lab Dup	Surr	Rep Limit	Moist Tot/Dis	Field QC	Tune	IC	ICV	CV / CCV	Reason Codes
Analysis Method : 8260B						**Dilution: 1**															
Toluene	1.0		ug/L	U	YES																
TOTAL XYLENES	2.0		ug/L	U	YES																
trans-1,2-Dichloroethene	1.0		ug/L	U	YES																
trans-1,3-Dichloropropene	1.0		ug/L	U	YES																
Trichloroethene	1.0		ug/L	U	YES																
Vinyl chloride	1.0		ug/L	U	YES																
Analysis Method : 8270C						**Dilution: 1**															
1,2,4-Trichlorobenzene	1.0		ug/L	U	YES																
1,2-Dichlorobenzene	1.0		ug/L	U	YES																
1,3-Dichlorobenzene	1.0		ug/L	U	YES																
1,4-Dichlorobenzene	1.0		ug/L	U	YES																
2,2-OXYBIS (1-CHLOROPROPANE)	1.0		ug/L	U	YES																
2,4,5-Trichlorophenol	5.0		ug/L	U	YES																
2,4,6-Trichlorophenol	5.0		ug/L	U	YES																
2,4-Dichlorophenol	2.0		ug/L	U	YES																
2,4-Dimethylphenol	2.0		ug/L	U	YES																
2,4-Dinitrophenol	5.0		ug/L	U	YES																
2,4-Dinitrotoluene	5.0		ug/L	U	YES																
2,6-Dinitrotoluene	5.0		ug/L	U	YES																
2-Chloronaphthalene	1.0		ug/L	U	YES																
2-Chlorophenol	1.0		ug/L	U	YES																
2-Methylnaphthalene	0.20		ug/L	U	YES																
2-Methylphenol	1.0		ug/L	U	YES																
2-Nitroaniline	2.0		ug/L	U	YES																
2-Nitrophenol	2.0		ug/L	U	YES																
3,3'-Dichlorobenzidine	5.0		ug/L	U	YES																
3-Nitroaniline	2.0		ug/L	U	YES																
4,6-Dinitro-2-methylphenol	5.0		ug/L	U	YES																
4-Bromophenyl phenyl ether	2.0		ug/L	U	YES																
4-Chloro-3-methylphenol	2.0		ug/L	U	YES																
4-Chloroaniline	2.0		ug/L	U	YES																

* Overall result qualifier reflects summation of qualifiers added during automated data review and any qualifiers added manually for categories not assessed by automated data review

Sample Qualification Report with Reason Codes (All Results sorted by Client Sample ID)

Client Sample ID : FWGLL12mw-243C-0598-GW **Lab Report Batch :** A8A310102 **Lab ID :** STLCAN

Sample Date : 01/30/2008 **Analysis Type: RES** **Sample Matrix :** AQ

Lab Sample ID: A8A310102015

Reviewed By / Date : Angye Dragotta 3/14/2008 **Approved By / Date :** Heather Medley 3/19/08

Analyte Name	Result	Uncertainty / Error	Result Units	Lab Qual	Rep Res	Overall Qual*	Temp	HT	MB	LCS	MS	Lab Dup	Surr	Rep Limit	Moist Tot/Dis	Field QC	Tune	IC	ICV	CV / CCV	Reason Codes
Analysis Method : 8270C						**Dilution: 1**															
4-Chlorophenyl phenyl ether	2.0		ug/L	U	YES																
4-Methylphenol	1.0		ug/L	U	YES																
4-Nitroanaline	2.0		ug/L	U	YES																
4-Nitrophenol	5.0		ug/L	U	YES																
Acenaphthene	0.20		ug/L	U	YES																
Acenaphthylene	0.20		ug/L	U	YES																
Anthracene	0.20		ug/L	U	YES																
Benzo(a)anthracene	0.20		ug/L	U	YES																
Benzo(a)pyrene	0.20		ug/L	U	YES																
Benzo(b)fluoranthene	0.20		ug/L	U	YES																
BENZO(G,H,I)PERYLENE	0.20		ug/L	U	YES																
Benzo(k)fluoranthene	0.20		ug/L	U	YES																
Benzoic acid	10		ug/L	U	YES	R				R											J
Benzyl alcohol	5.0		ug/L	U	YES																
bis(2-Chloroethoxy)methane	1.0		ug/L	U	YES																
bis(2-Chloroethyl) ether	1.0		ug/L	U	YES																
bis(2-Ethylhexyl) phthalate	10		ug/L	U	YES																
Butylbenzyl Phthalate	1.0		ug/L	U	YES																
Carbazole	1.0		ug/L	U	YES																
Chrysene	0.20		ug/L	U	YES																
dibenzo(a,h)anthracene	0.20		ug/L	U	YES																
Dibenzofuran	1.0		ug/L	U	YES																
Diethyl phthalate	1.0		ug/L	U	YES																
Dimethyl phthalate	1.0		ug/L	U	YES																
Di-n-butyl phthalate	1.0		ug/L	U	YES																
Di-n-octyl phthalate	1.0		ug/L	U	YES																
Fluoranthene	0.20		ug/L	U	YES																
Fluorene	0.20		ug/L	U	YES																
Hexachlorobenzene	0.20		ug/L	U	YES																
Hexachlorobutadiene	1.0		ug/L	U	YES																
Hexachlorocyclopentadiene	10		ug/L	U	YES	R				R											J

* Overall result qualifier reflects summation of qualifiers added during automated data review and any qualifiers added manually for categories not assessed by automated data review

Sample Qualification Report with Reason Codes (All Results sorted by Client Sample ID)

Client Sample ID : FWGLL12mw-243C-0598-GW **Lab Report Batch :** A8A310102 **Lab ID :** STLCAN

Sample Date : 01/30/2008 **Analysis Type: RES** **Sample Matrix :** AQ

Lab Sample ID: A8A310102015

Reviewed By / Date : Angye Dragotta 3/14/2008 **Approved By / Date :** Heather Hedley 3/19/08

Analyte Name	Result	Uncertainty / Error	Result Units	Lab Qual	Rep Res	Overall Qual*	Temp	HT	MB	LCS	MS	Lab Dup	Surr	Rep Limit	Moist Tot/Dis	Field QC	Tune	IC	ICV	CV / CCV	Reason Codes
Analysis Method : 8270C						**Dilution: 1**															
Hexachloroethane	1.0		ug/L	U	YES																
Indeno(1,2,3-cd)pyrene	0.20		ug/L	U	YES																
Isophorone	1.0		ug/L	U	YES																
Naphthalene	0.20		ug/L	U	YES																
Nitrobenzene	1.0		ug/L	U	YES																
N-nitroso-di-n-propylamine	1.0		ug/L	U	YES																
N-Nitrosodiphenylamine	1.0		ug/L	U	YES																
Pentachlorophenol	5.0		ug/L	U	YES	~~UJ~~															~~HPm~~
Phenanthrene	0.20		ug/L	U	YES																
Phenol	1.0		ug/L	U	YES																
Pyrene	0.20		ug/L	U	YES																
Analysis Method : 9012A						**Dilution: 1**															
Cyanide	0.010		mg/L	U	YES																

* Overall result qualifier reflects summation of qualifiers added during automated data review and any qualifiers added manually for categories not assessed by automated data review

Sample Qualification Report with Reason Codes (All Results sorted by Client Sample ID)

Client Sample ID : FWGLL12mw-244C-0599-GF **Lab Report Batch :** A8A310102 **Lab ID :** STLCAN

Sample Date : 01/30/2008 **Analysis Type: RES/TOT** **Sample Matrix :** AQ

Lab Sample ID: A8A310102008

Reviewed By / Date : Angye Dragotta 3/14/2008 **Approved By / Date :** H Medley 3/19/2008

Analyte Name	Result	Uncertainty / Error	Result Units	Lab Qual	Rep Res	Overall Qual*	Temp	HT	MB	LCS	MS	Lab Dup	Surr	Rep Limit	Moist Tot/Dis	Field QC	Tune	IC	ICV	CV / CCV	Reason Codes
Analysis Method : 6010B						**Dilution: 1**															
Arsenic	7.5		ug/L		YES																
Barium	98.9		ug/L	J	YES																
Calcium	79700		ug/L	J	YES																
Chromium	5.0		ug/L	U	YES																
Cobalt	5.0		ug/L	U	YES																
Copper	5.0		ug/L	U	YES																
Lead	3.0		ug/L	U	YES																
Magnesium	25100		ug/L	J	YES																
Manganese	115		ug/L	J	YES																
Nickel	10.0		ug/L	U	YES																
Potassium	2190		ug/L	J	YES																
Selenium	5.0		ug/L	U	YES																
Silver	5.0		ug/L	U	YES																
Sodium	9120		ug/L		YES																
Vanadium	10.0		ug/L	U	YES																
Analysis Method : 6020						**Dilution: 1**															
Aluminum	83.5		ug/L		YES																
Antimony	0.34		ug/L	B	YES	J								J							L
Beryllium	1.0		ug/L	U	YES																
Cadmium	0.50		ug/L	U	YES																
Iron	332		ug/L	J	YES																
Thallium	1.0		ug/L	U	YES																
Zinc	3.0		ug/L	B J	YES	B J			MB					J							L
Analysis Method : 7470A						**Dilution: 1**															
Mercury	0.20		ug/L	U	YES																

* Overall result qualifier reflects summation of qualifiers added during automated data review and any qualifiers added manually for categories not assessed by automated data review

Sample Qualification Report with Reason Codes (All Results sorted by Client Sample ID)

Client Sample ID : FWGLL12mw-244C-0599-GW **Lab Report Batch :** A8A310102 **Lab ID :** STLCAN

Sample Date : 01/30/2008 **Analysis Type: RES** **Sample Matrix :** AQ

Lab Sample ID: A8A310102007

Reviewed By / Date : Angye Dragotta 3/14/2008 **Approved By / Date :** Heather McCoy 3/19/08

Analyte Name	Result	Uncertainty / Error	Result Units	Lab Qual	Rep Res	Overall Qual*	Temp	HT	MB	LCS	MS	Lab Dup	Surr	Rep Limit	Moist Tot/Dis	Field QC	Tune	IC	ICV	CV / CCV	Reason Codes
Analysis Method : 353.2						**Dilution: 1**															
Nitrate as N (NO3-N)	0.04		mg/L	B	YES	J								J		B					L, M
Analysis Method : 8081A						**Dilution: 1**															
4,4'-DDD	0.030		ug/L	U	YES	UJ							UJ								G
4,4'-DDE	0.030		ug/L	U	YES	UJ							UJ								G
4,4'-DDT	0.030		ug/L	U	YES	UJ							UJ								G
Aldrin	0.030		ug/L	U	YES	UJ							UJ								G
alpha-BHC	0.030		ug/L	U	YES	UJ							UJ								G
alpha-Chordane	0.030		ug/L	U	YES	UJ							UJ								G
beta-BHC	0.030		ug/L	U	YES	UJ							UJ								G
delta-BHC	0.030		ug/L	U	YES	UJ							UJ								G
Dieldrin	0.030		ug/L	U	YES	UJ							UJ								G
Endosulfan I	0.025		ug/L	U	YES	UJ							UJ								G
Endosulfan II	0.025		ug/L	U	YES	UJ							UJ								G
Endosulfan sulfate	0.030		ug/L	U	YES	UJ							UJ								G
Endrin	0.030		ug/L	U	YES	UJ							UJ								G
Endrin aldehyde	0.030		ug/L	U	YES	UJ							UJ								G
Endrin ketone	0.030		ug/L	U	YES	UJ							UJ								G
gamma-BHC	0.030		ug/L	U	YES	UJ							UJ								G
gamma-Chlordane	0.030		ug/L	U	YES	UJ							UJ								G
Heptachlor	0.030		ug/L	U	YES	R							UJ						R	R	Pm,U,G,
Heptachlor epoxide	0.030		ug/L	U	YES	UJ							UJ								G
Methoxychlor	0.10		ug/L	U	YES	UJ							UJ								G
Toxaphene	2.0		ug/L	U	YES	UJ							UJ								G
Analysis Method : 8082						**Dilution: 1**															
Aroclor 1016	0.50		ug/L	U	YES	UJ							UJ								G
Aroclor 1221	0.50		ug/L	U	YES	UJ							UJ								G
Aroclor 1232	0.50		ug/L	U	YES	UJ							UJ								G
Aroclor 1242	0.50		ug/L	U	YES	UJ							UJ								G
Aroclor 1248	0.50		ug/L	U	YES	UJ							UJ								G
Aroclor 1254	0.50		ug/L	U	YES	UJ							UJ								G
Aroclor 1260	0.50		ug/L	U	YES	UJ							UJ								G
Analysis Method : 8260B						**Dilution: 1**															

* Overall result qualifier reflects summation of qualifiers added during automated data review and any qualifiers added manually for categories not assessed by automated data review

Sample Qualification Report with Reason Codes (All Results sorted by Client Sample ID)

Client Sample ID : FWGLL12mw-244C-0599-GW **Lab Report Batch :** A8A310102 **Lab ID :** STLCAN

Sample Date : 01/30/2008 **Analysis Type: RES** **Sample Matrix :** AQ

Lab Sample ID: A8A310102007

Reviewed By / Date : Angye Dragotta 3/14/2008 **Approved By / Date :** Heather Medley 3/15/08

Analyte Name	Result	Uncertainty / Error	Result Units	Lab Qual	Rep Res	Overall Qual*	Temp	HT	MB	LCS	MS	Lab Dup	Surr	Rep Limit	Moist Tot/Dis	Field QC	Tune	IC	ICV	CV / CCV	Reason Codes
Analysis Method : 8260B						**Dilution: 1**															
1,1,1-Trichloroethane	1.0		ug/L	U	YES																
1,1,2,2-Tetrachloroethane	1.0		ug/L	U	YES																
1,1,2-Trichloroethane	1.0		ug/L	U	YES																
1,1-Dichloroethane	1.0		ug/L	U	YES																
1,1-Dichloroethene	1.0		ug/L	U	YES																
1,2-Dibromoethane	1.0		ug/L	U	YES																
1,2-Dichloroethane	1.0		ug/L	U	YES																
1,2-Dichloroethene (total)	1.0		ug/L	U	YES																
1,2-Dichloropropane	1.0		ug/L	U	YES																
2-Butanone	10		ug/L	U	YES																
2-Hexanone	10		ug/L	U	YES	UJ															Pj
4-Methyl-2-pentanone	10		ug/L	U	YES	UJ															Pj
Acetone	10		ug/L	U	YES	R															Pj
Benzene	1.0		ug/L	U	YES																
Bromochloromethane	1.0		ug/L	U	YES																
Bromodichloromethane	1.0		ug/L	U	YES																
Bromoform	1.0		ug/L	U	YES																
Bromomethane	1.0		ug/L	U	YES																
Carbon disulfide	1.0		ug/L	U	YES																
Carbon tetrachloride	1.0		ug/L	U	YES																
Chlorobenzene	1.0		ug/L	U	YES																
Chloroethane	1.0		ug/L	U	YES																
Chloroform	1.0		ug/L	U	YES																
Chloromethane	1.0		ug/L	U	YES	R														R	Pj,W
cis-1,2-Dichloroethene	1.0		ug/L	U	YES																
cis-1,3-Dichloropropene	1.0		ug/L	U	YES																
Dibromochloromethane	1.0		ug/L	U	YES																
Ethylbenzene	1.0		ug/L	U	YES																
M&P-XYLENES	2.0		ug/L	U	YES																
Methylene chloride	2.0		ug/L	U	YES																
o-Xylene	1.0		ug/L	U	YES																

* Overall result qualifier reflects summation of qualifiers added during automated data review and any qualifiers added manually for categories not assessed by automated data review

Sample Qualification Report with Reason Codes (All Results sorted by Client Sample ID)

Client Sample ID : FWGLL12mw-244C-0599-GW **Lab Report Batch :** A8A310102 **Lab ID :** STLCAN

Sample Date : 01/30/2008 **Analysis Type: RES** **Sample Matrix :** AQ

Lab Sample ID: A8A310102007

Reviewed By / Date : Angye Dragotta 3/14/2008 **Approved By / Date :** Deedra Medley 3/19/08

Analyte Name	Result	Uncertainty / Error	Result Units	Lab Qual	Rep Res	Overall Qual*	Temp	HT	MB	LCS	MS	Lab Dup	Surr	Rep Limit	Moist Tot/Dis	Field QC	Tune	IC	ICV	CV / CCV	Reason Codes
Analysis Method : 8260B						**Dilution: 1**															
Styrene	1.0		ug/L	U	YES																
Tetrachloroethene	1.0		ug/L	U	YES																
Toluene	1.0		ug/L	U	YES																
TOTAL XYLENES	2.0		ug/L	U	YES																
trans-1,2-Dichloroethene	1.0		ug/L	U	YES																
trans-1,3-Dichloropropene	1.0		ug/L	U	YES																
Trichloroethene	1.0		ug/L	U	YES																
Vinyl chloride	1.0		ug/L	U	YES																
Analysis Method : 8270C						**Dilution: 1**															
1,2,4-Trichlorobenzene	1.0		ug/L	U	YES																
1,2-Dichlorobenzene	1.0		ug/L	U	YES																
1,3-Dichlorobenzene	1.0		ug/L	U	YES																
1,4-Dichlorobenzene	1.0		ug/L	U	YES																
2,2-OXYBIS (1-CHLOROPROPANE)	1.0		ug/L	U	YES																
2,4,5-Trichlorophenol	5.0		ug/L	U	YES																
2,4,6-Trichlorophenol	5.0		ug/L	U	YES																
2,4-Dichlorophenol	2.0		ug/L	U	YES																
2,4-Dimethylphenol	2.0		ug/L	U	YES																
2,4-Dinitrophenol	5.0		ug/L	U	YES																
2,4-Dinitrotoluene	5.0		ug/L	U	YES																
2,6-Dinitrotoluene	5.0		ug/L	U	YES																
2-Chloronaphthalene	1.0		ug/L	U	YES																
2-Chlorophenol	1.0		ug/L	U	YES																
2-Methylnaphthalene	0.20		ug/L	U	YES																
2-Methylphenol	1.0		ug/L	U	YES																
2-Nitroaniline	2.0		ug/L	U	YES																
2-Nitrophenol	2.0		ug/L	U	YES																
3,3'-Dichlorobenzidine	5.0		ug/L	U	YES																
3-Nitroaniline	2.0		ug/L	U	YES																
4,6-Dinitro-2-methylphenol	5.0		ug/L	U	YES																
4-Bromophenyl phenyl ether	2.0		ug/L	U	YES																

* Overall result qualifier reflects summation of qualifiers added during automated data review and any qualifiers added manually for categories not assessed by automated data review

Sample Qualification Report with Reason Codes (All Results sorted by Client Sample ID)

Client Sample ID : FWGLL12mw-244C-0599-GW **Lab Report Batch :** A8A310102 **Lab ID :** STLCAN

Sample Date : 01/30/2008 **Analysis Type: RES** **Sample Matrix :** AQ

Lab Sample ID: A8A310102007

Reviewed By / Date : Angye Dragotta 3/14/2008 **Approved By / Date :** Heather Medley 3/15/08

Analyte Name	Result	Uncertainty / Error	Result Units	Lab Qual	Rep Res	Overall Qual*	Temp	HT	MB	LCS	MS	Lab Dup	Surr	Rep Limit	Moist Tot/Dis	Field QC	Tune	IC	ICV	CV / CCV	Reason Codes
Analysis Method : 8270C						**Dilution: 1**															
4-Chloro-3-methylphenol	2.0		ug/L	U	YES																
4-Chloroaniline	2.0		ug/L	U	YES																
4-Chlorophenyl phenyl ether	2.0		ug/L	U	YES																
4-Methylphenol	1.0		ug/L	U	YES																
4-Nitroanaline	2.0		ug/L	U	YES																
4-Nitrophenol	5.0		ug/L	U	YES																
Acenaphthene	0.20		ug/L	U	YES																
Acenaphthylene	0.20		ug/L	U	YES																
Anthracene	0.20		ug/L	U	YES																
Benzo(a)anthracene	0.20		ug/L	U	YES																
Benzo(a)pyrene	0.20		ug/L	U	YES																
Benzo(b)fluoranthene	0.20		ug/L	U	YES																
BENZO(G,H,I)PERYLENE	0.20		ug/L	U	YES																
Benzo(k)fluoranthene	0.20		ug/L	U	YES																
Benzoic acid	10		ug/L	U	YES	R				R											J
Benzyl alcohol	5.0		ug/L	U	YES																
bis(2-Chloroethoxy)methane	1.0		ug/L	U	YES																
bis(2-Chloroethyl) ether	1.0		ug/L	U	YES																
bis(2-Ethylhexyl) phthalate	10		ug/L	U	YES																
Butylbenzyl Phthalate	1.0		ug/L	U	YES																
Carbazole	1.0		ug/L	U	YES																
Chrysene	0.20		ug/L	U	YES																
dibenzo(a,h)anthracene	0.20		ug/L	U	YES																
Dibenzofuran	1.0		ug/L	U	YES																
Diethyl phthalate	1.0		ug/L	U	YES																
Dimethyl phthalate	1.0		ug/L	U	YES																
Di-n-butyl phthalate	1.0		ug/L	U	YES																
Di-n-octyl phthalate	1.0		ug/L	U	YES																
Fluoranthene	0.20		ug/L	U	YES																
Fluorene	0.20		ug/L	U	YES																
Hexachlorobenzene	0.20		ug/L	U	YES																

* Overall result qualifier reflects summation of qualifiers added during automated data review and any qualifiers added manually for categories not assessed by automated data review

Sample Qualification Report with Reason Codes (All Results sorted by Client Sample ID)

Client Sample ID : FWGLL12mw-244C-0599-GW **Lab Report Batch :** A8A310102 **Lab ID :** STLCAN

Sample Date : 01/30/2008 **Analysis Type: RES** **Sample Matrix :** AQ

Lab Sample ID: A8A310102007

Reviewed By / Date : Angye Dragotta 3/14/2008 **Approved By / Date :** Heather Medley 3/15/08

Analyte Name	Result	Uncertainty / Error	Result Units	Lab Qual	Rep Res	Overall Qual*	Temp	HT	MB	LCS	MS	Lab Dup	Surr	Rep Limit	Moist Tot/Dis	Field QC	Tune	IC	ICV	CV / CCV	Reason Codes
Analysis Method : 8270C						**Dilution: 1**															
Hexachlorobutadiene	1.0		ug/L	U	YES																
Hexachlorocyclopentadiene	10		ug/L	U	YES	R				R											J, Pj
Hexachloroethane	1.0		ug/L	U	YES																
Indeno(1,2,3-cd)pyrene	0.20		ug/L	U	YES																
Isophorone	1.0		ug/L	U	YES																
Naphthalene	0.20		ug/L	U	YES																
Nitrobenzene	1.0		ug/L	U	YES																
N-nitroso-di-n-propylamine	1.0		ug/L	U	YES																
N-Nitrosodiphenylamine	1.0		ug/L	U	YES																
Pentachlorophenol	5.0		ug/L	U	YES	~~UJ~~															~~Pm~~
Phenanthrene	0.20		ug/L	U	YES																
Phenol	1.0		ug/L	U	YES																
Pyrene	0.20		ug/L	U	YES																
Analysis Method : 9012A						**Dilution: 1**															
Cyanide	0.010		mg/L	U	YES	UJ					UJ										H

* Overall result qualifier reflects summation of qualifiers added during automated data review and any qualifiers added manually for categories not assessed by automated data review

Sample Qualification Report with Reason Codes (All Results sorted by Client Sample ID)

Client Sample ID : FWGLL12mw-245C-0600-GF **Lab Report Batch :** A8A310102 **Lab ID :** STLCAN

Sample Date : 01/30/2008 **Analysis Type: RES/TOT** **Sample Matrix :** AQ

Lab Sample ID: A8A310102002

Reviewed By / Date : Angye Dragotta 3/14/2008 **Approved By / Date :** H Medley 3/19/2008

Analyte Name	Result	Uncertainty / Error	Result Units	Lab Qual	Rep Res	Overall Qual*	Temp	HT	MB	LCS	MS	Lab Dup	Surr	Rep Limit	Moist Tot/Dis	Field QC	Tune	IC	ICV	CV / CCV	Reason Codes
Analysis Method : 6010B						**Dilution: 1**															
Arsenic	24.4		ug/L		YES	J															PJ
Barium	32.6		ug/L	J	YES																
Calcium	150000		ug/L	J	YES																
Chromium	5.0		ug/L	U	YES																
Cobalt	5.0		ug/L	U	YES																
Copper	5.0		ug/L	U	YES																
Lead	3.0		ug/L	U	YES																
Magnesium	72100		ug/L	J	YES																
Manganese	301		ug/L	J	YES																
Nickel	10.0		ug/L	U	YES																
Potassium	3640		ug/L	J	YES																
Selenium	5.0		ug/L	U	YES																
Silver	5.0		ug/L	U	YES																
Sodium	24000		ug/L		YES																
Vanadium	10.0		ug/L	U	YES																
Analysis Method : 6020						**Dilution: 1**															
Aluminum	27.6		ug/L	B	YES	J								J							L, PJ
Antimony	2.0		ug/L	U	YES																
Beryllium	1.0		ug/L	U	YES																
Cadmium	0.50		ug/L	U	YES																
Iron	1670		ug/L	J	YES	J															PJ
Thallium	1.0		ug/L	U	YES																
Zinc	2.5		ug/L	B J	YES	BJ			BB					J							L, F
Analysis Method : 7470A						**Dilution: 1**															
Mercury	0.20		ug/L	U	YES																

* Overall result qualifier reflects summation of qualifiers added during automated data review and any qualifiers added manually for categories not assessed by automated data review

Sample Qualification Report with Reason Codes (All Results sorted by Client Sample ID)

Client Sample ID : FWGLL12mw-245C-0600-GW **Lab Report Batch :** A8A310102 **Lab ID :** STLCAN

Sample Date : 01/30/2008 **Analysis Type: RES** **Sample Matrix :** AQ

Lab Sample ID: A8A310102001

Reviewed By / Date : Angye Dragotta 3/14/2008 **Approved By / Date :** Heather McCoy 3/19/08

Analyte Name	Result	Uncertainty / Error	Result Units	Lab Qual	Rep Res	Overall Qual*	Temp	HT	MB	LCS	MS	Lab Dup	Surr	Rep Limit	Moist Tot/Dis	Field QC	Tune	IC	ICV	CV / CCV	Reason Codes
Analysis Method : 353.2						**Dilution: 1**															
Nitrate as N (NO3-N)	0.1		mg/L		YES	B										B					m
Analysis Method : 8081A						**Dilution: 1**															
4,4'-DDD	0.030		ug/L	U	YES																
4,4'-DDE	0.030		ug/L	U	YES																
4,4'-DDT	0.030		ug/L	U	YES																
Aldrin	0.030		ug/L	U	YES																
alpha-BHC	0.030		ug/L	U	YES																
alpha-Chordane	0.030		ug/L	U	YES																
beta-BHC	0.030		ug/L	U	YES																
delta-BHC	0.030		ug/L	U	YES																
Dieldrin	0.030		ug/L	U	YES																
Endosulfan I	0.025		ug/L	U	YES																
Endosulfan II	0.025		ug/L	U	YES																
Endosulfan sulfate	0.030		ug/L	U	YES																
Endrin	0.030		ug/L	U	YES																
Endrin aldehyde	0.030		ug/L	U	YES																
Endrin ketone	0.030		ug/L	U	YES																
gamma-BHC	0.030		ug/L	U	YES																
gamma-Chlordane	0.030		ug/L	U	YES																
Heptachlor	0.030		ug/L	U	YES	R													R	R	Pm,U,W
Heptachlor epoxide	0.030		ug/L	U	YES																
Methoxychlor	0.10		ug/L	U	YES																
Toxaphene	2.0		ug/L	U	YES																
Analysis Method : 8082						**Dilution: 1**															
Aroclor 1016	0.50		ug/L	U	YES																
Aroclor 1221	0.50		ug/L	U	YES																
Aroclor 1232	0.50		ug/L	U	YES																
Aroclor 1242	0.50		ug/L	U	YES																
Aroclor 1248	0.50		ug/L	U	YES																
Aroclor 1254	0.50		ug/L	U	YES																
Aroclor 1260	0.50		ug/L	U	YES																
Analysis Method : 8260B						**Dilution: 1**															

* Overall result qualifier reflects summation of qualifiers added during automated data review and any qualifiers added manually for categories not assessed by automated data review

Sample Qualification Report with Reason Codes (All Results sorted by Client Sample ID)

Client Sample ID : FWGLL12mw-245C-0600-GW **Lab Report Batch :** A8A310102 **Lab ID :** STLCAN

Sample Date : 01/30/2008 **Analysis Type: RES** **Sample Matrix :** AQ

Lab Sample ID: A8A310102001

Reviewed By / Date : Angye Dragotta 3/14/2008 **Approved By / Date :** Heather McCoy 3/19/08

Analyte Name	Result	Uncertainty / Error	Result Units	Lab Qual	Rep Res	Overall Qual*	Temp	HT	MB	LCS	MS	Lab Dup	Surr	Rep Limit	Moist Tot/Dis	Field QC	Tune	IC	ICV	CV / CCV	Reason Codes
Analysis Method : 8260B						**Dilution: 1**															
1,1,1-Trichloroethane	1.0		ug/L	U	YES																
1,1,2,2-Tetrachloroethane	1.0		ug/L	U	YES																
1,1,2-Trichloroethane	1.0		ug/L	U	YES																
1,1-Dichloroethane	1.0		ug/L	U	YES																
1,1-Dichloroethene	1.0		ug/L	U	YES																
1,2-Dibromoethane	1.0		ug/L	U	YES																
1,2-Dichloroethane	1.0		ug/L	U	YES																
1,2-Dichloroethene (total)	1.0		ug/L	U	YES																
1,2-Dichloropropane	1.0		ug/L	U	YES																
2-Butanone	10		ug/L	U	YES																
2-Hexanone	10		ug/L	U	YES	UJ															Pj
4-Methyl-2-pentanone	10		ug/L	U	YES	UJ															Pj
Acetone	10		ug/L	U	YES	R															Pj
Benzene	1.0		ug/L	U	YES																
Bromochloromethane	1.0		ug/L	U	YES																
Bromodichloromethane	1.0		ug/L	U	YES																
Bromoform	1.0		ug/L	U	YES																
Bromomethane	1.0		ug/L	U	YES																
Carbon disulfide	1.0		ug/L	U	YES																
Carbon tetrachloride	1.0		ug/L	U	YES																
Chlorobenzene	1.0		ug/L	U	YES																
Chloroethane	1.0		ug/L	U	YES																
Chloroform	1.0		ug/L	U	YES																
Chloromethane	1.0		ug/L	U	YES	R														R	Pj,W
cis-1,2-Dichloroethene	1.0		ug/L	U	YES																
cis-1,3-Dichloropropene	1.0		ug/L	U	YES																
Dibromochloromethane	1.0		ug/L	U	YES																
Ethylbenzene	1.0		ug/L	U	YES																
M&P-XYLENES	2.0		ug/L	U	YES																
Methylene chloride	2.0		ug/L	U	YES																
o-Xylene	1.0		ug/L	U	YES																

* Overall result qualifier reflects summation of qualifiers added during automated data review and any qualifiers added manually for categories not assessed by automated data review

Sample Qualification Report with Reason Codes (All Results sorted by Client Sample ID)

Client Sample ID : FWGLL12mw-245C-0600-GW **Lab Report Batch :** A8A310102 **Lab ID :** STLCAN

Sample Date : 01/30/2008 **Analysis Type: RES** **Sample Matrix :** AQ

Lab Sample ID: A8A310102001

Reviewed By / Date : Angye Dragotta 3/14/2008 **Approved By / Date :** Heather Neely 3/19/08

Analyte Name	Result	Uncertainty / Error	Result Units	Lab Qual	Rep Res	Overall Qual*	Temp	HT	MB	LCS	MS	Lab Dup	Surr	Rep Limit	Moist Tot/Dis	Field QC	Tune	IC	ICV	CV / CCV	Reason Codes
Analysis Method : 8260B						**Dilution: 1**															
Styrene	1.0		ug/L	U	YES																
Tetrachloroethene	1.0		ug/L	U	YES																
Toluene	1.0		ug/L	U	YES																
TOTAL XYLENES	2.0		ug/L	U	YES																
trans-1,2-Dichloroethene	1.0		ug/L	U	YES																
trans-1,3-Dichloropropene	1.0		ug/L	U	YES																
Trichloroethene	1.0		ug/L	U	YES																
Vinyl chloride	1.0		ug/L	U	YES																
Analysis Method : 8270C						**Dilution: 1**															
1,2,4-Trichlorobenzene	1.0		ug/L	U	YES																
1,2-Dichlorobenzene	1.0		ug/L	U	YES																
1,3-Dichlorobenzene	1.0		ug/L	U	YES																
1,4-Dichlorobenzene	1.0		ug/L	U	YES																
2,2-OXYBIS (1-CHLOROPROPANE)	1.0		ug/L	U	YES																
2,4,5-Trichlorophenol	5.0		ug/L	U	YES																
2,4,6-Trichlorophenol	5.0		ug/L	U	YES																
2,4-Dichlorophenol	2.0		ug/L	U	YES																
2,4-Dimethylphenol	2.0		ug/L	U	YES																
2,4-Dinitrophenol	5.0		ug/L	U	YES																
2,4-Dinitrotoluene	5.0		ug/L	U	YES																
2,6-Dinitrotoluene	5.0		ug/L	U	YES																
2-Chloronaphthalene	1.0		ug/L	U	YES																
2-Chlorophenol	1.0		ug/L	U	YES																
2-Methylnaphthalene	0.20		ug/L	U	YES																
2-Methylphenol	1.0		ug/L	U	YES																
2-Nitroaniline	2.0		ug/L	U	YES																
2-Nitrophenol	2.0		ug/L	U	YES																
3,3'-Dichlorobenzidine	5.0		ug/L	U	YES																
3-Nitroaniline	2.0		ug/L	U	YES																
4,6-Dinitro-2-methylphenol	5.0		ug/L	U	YES																
4-Bromophenyl phenyl ether	2.0		ug/L	U	YES																

* Overall result qualifier reflects summation of qualifiers added during automated data review and any qualifiers added manually for categories not assessed by automated data review

Sample Qualification Report with Reason Codes (All Results sorted by Client Sample ID)

Client Sample ID : FWGLL12mw-245C-0600-GW **Lab Report Batch :** A8A310102 **Lab ID :** STLCAN

Sample Date : 01/30/2008 **Analysis Type: RES** **Sample Matrix :** AQ

Lab Sample ID: A8A310102001

Reviewed By / Date : Angye Dragotta 3/14/2008 **Approved By / Date :** Heather Medley 3/19/08

Analyte Name	Result	Uncertainty / Error	Result Units	Lab Qual	Rep Res	Overall Qual*	Temp	HT	MB	LCS	MS	Lab Dup	Surr	Rep Limit	Moist Tot/Dis	Field QC	Tune	IC	ICV	CV / CCV	Reason Codes
Analysis Method : 8270C						**Dilution: 1**															
4-Chloro-3-methylphenol	2.0		ug/L	U	YES																
4-Chloroaniline	2.0		ug/L	U	YES																
4-Chlorophenyl phenyl ether	2.0		ug/L	U	YES																
4-Methylphenol	1.0		ug/L	U	YES																
4-Nitroanaline	2.0		ug/L	U	YES																
4-Nitrophenol	5.0		ug/L	U	YES																
Acenaphthene	0.20		ug/L	U	YES																
Acenaphthylene	0.20		ug/L	U	YES																
Anthracene	0.20		ug/L	U	YES																
Benzo(a)anthracene	0.20		ug/L	U	YES																
Benzo(a)pyrene	0.20		ug/L	U	YES																
Benzo(b)fluoranthene	0.20		ug/L	U	YES																
BENZO(G,H,I)PERYLENE	0.20		ug/L	U	YES																
Benzo(k)fluoranthene	0.20		ug/L	U	YES																
Benzoic acid	10		ug/L	U	YES	R				R											J
Benzyl alcohol	5.0		ug/L	U	YES																
bis(2-Chloroethoxy)methane	1.0		ug/L	U	YES																
bis(2-Chloroethyl) ether	1.0		ug/L	U	YES																
bis(2-Ethylhexyl) phthalate	3.9		ug/L	J	YES	J								J							L
Butylbenzyl Phthalate	1.0		ug/L	U	YES																
Carbazole	1.0		ug/L	U	YES																
Chrysene	0.20		ug/L	U	YES																
dibenzo(a,h)anthracene	0.20		ug/L	U	YES																
Dibenzofuran	1.0		ug/L	U	YES																
Diethyl phthalate	1.0		ug/L	U	YES																
Dimethyl phthalate	1.0		ug/L	U	YES																
Di-n-butyl phthalate	1.0		ug/L	U	YES																
Di-n-octyl phthalate	1.0		ug/L	U	YES																
Fluoranthene	0.20		ug/L	U	YES																
Fluorene	0.20		ug/L	U	YES																
Hexachlorobenzene	0.20		ug/L	U	YES																

* Overall result qualifier reflects summation of qualifiers added during automated data review and any qualifiers added manually for categories not assessed by automated data review

Sample Qualification Report with Reason Codes (All Results sorted by Client Sample ID)

Client Sample ID : FWGLL12mw-245C-0600-GW **Lab Report Batch :** A8A310102 **Lab ID :** STLCAN

Sample Date : 01/30/2008 **Analysis Type: RES** **Sample Matrix :** AQ

Lab Sample ID: A8A310102001

Reviewed By / Date : Angye Dragotta 3/14/2008 **Approved By / Date :** Heather Neddy 3/19/08

Analyte Name	Result	Uncertainty / Error	Result Units	Lab Qual	Rep Res	Overall Qual*	Temp	HT	MB	LCS	MS	Lab Dup	Surr	Rep Limit	Moist Tot/Dis	Field QC	Tune	IC	ICV	CV / CCV	Reason Codes
Analysis Method : 8270C						**Dilution: 1**															
Hexachlorobutadiene	1.0		ug/L	U	YES																
Hexachlorocyclopentadiene	10		ug/L	U	YES	R				R											J, P5
Hexachloroethane	1.0		ug/L	U	YES																
Indeno(1,2,3-cd)pyrene	0.20		ug/L	U	YES																
Isophorone	1.0		ug/L	U	YES																
Naphthalene	0.20		ug/L	U	YES																
Nitrobenzene	1.0		ug/L	U	YES																
N-nitroso-di-n-propylamine	1.0		ug/L	U	YES																
N-Nitrosodiphenylamine	1.0		ug/L	U	YES																
Pentachlorophenol	5.0		ug/L	U	YES	~~UJ~~															~~Pm~~
Phenanthrene	0.20		ug/L	U	YES																
Phenol	1.0		ug/L	U	YES																
Pyrene	0.20		ug/L	U	YES																
Analysis Method : 9012A						**Dilution: 1**															
Cyanide	0.010		mg/L	U	YES	UJ					UJ										H

* Overall result qualifier reflects summation of qualifiers added during automated data review and any qualifiers added manually for categories not assessed by automated data review

Sample Qualification Report with Reason Codes (All Results sorted by Client Sample ID)

Client Sample ID : FWGLL12mw-246C-0566-GF **Lab Report Batch :** A8A310102 **Lab ID :** STLCAN

Sample Date : 01/30/2008 **Analysis Type: RES/TOT** **Sample Matrix :** AQ

Lab Sample ID: A8A310102010

Reviewed By / Date : Angye Dragotta 3/14/2008 **Approved By / Date :** Heather Kelley 3/15/08

Analyte Name	Result	Uncertainty / Error	Result Units	Lab Qual	Rep Res	Overall Qual*	Temp	HT	MB	LCS	MS	Lab Dup	Surr	Rep Limit	Moist Tot/Dis	Field QC	Tune	IC	ICV	CV / CCV	Reason Codes
Analysis Method : 6010B						**Dilution: 1**															
Arsenic	32.7		ug/L		YES																
Barium	40.6		ug/L	J	YES																
Calcium	103000		ug/L	J	YES																
Chromium	5.0		ug/L	U	YES																
Cobalt	5.0		ug/L	U	YES																
Copper	5.0		ug/L	U	YES																
Lead	3.0		ug/L	U	YES																
Magnesium	50900		ug/L	J	YES																
Manganese	73.2		ug/L	J	YES																
Nickel	10.0		ug/L	U	YES																
Potassium	7430		ug/L	J	YES																
Selenium	5.0		ug/L	U	YES																
Silver	5.0		ug/L	U	YES																
Sodium	22400		ug/L		YES																
Vanadium	10.0		ug/L	U	YES																
Analysis Method : 6020						**Dilution: 1**															
Aluminum	50.0		ug/L	U	YES																
Antimony	2.0		ug/L	U	YES																
Beryllium	1.0		ug/L	U	YES																
Cadmium	0.50		ug/L	U	YES																
Iron	1430		ug/L	J	YES	✓					✓									✓	
Thallium	1.0		ug/L	U	YES																
Zinc	3.7		ug/L	B J	YES	BJ			MB					J							L,F
Analysis Method : 7470A						**Dilution: 1**															
Mercury	0.20		ug/L	U	YES																

* Overall result qualifier reflects summation of qualifiers added during automated data review and any qualifiers added manually for categories not assessed by automated data review

Sample Qualification Report with Reason Codes (All Results sorted by Client Sample ID)

Client Sample ID : FWGLL12mw-246C-0566-GW **Lab Report Batch :** A8A310102 **Lab ID :** STLCAN

Sample Date : 01/30/2008 **Analysis Type: RES** **Sample Matrix :** AQ

Lab Sample ID: A8A310102009

Reviewed By / Date : Angye Dragotta 3/14/2008 **Approved By / Date :** Dwayne Medley 3/19/08

Analyte Name	Result	Uncertainty / Error	Result Units	Lab Qual	Rep Res	Overall Qual*	Temp	HT	MB	LCS	MS	Lab Dup	Surr	Rep Limit	Moist Tot/Dis	Field QC	Tune	IC	ICV	CV / CCV	Reason Codes
Analysis Method : 353.2						**Dilution: 1**															
Nitrate as N (NO3-N)	0.1		mg/L	U	YES																
Analysis Method : 8081A						**Dilution: 1**															
4,4'-DDD	0.030		ug/L	U	YES																
4,4'-DDE	0.030		ug/L	U	YES																
4,4'-DDT	0.030		ug/L	U	YES																
Aldrin	0.030		ug/L	U	YES																
alpha-BHC	0.030		ug/L	U	YES																
alpha-Chordane	0.030		ug/L	U	YES																
beta-BHC	0.030		ug/L	U	YES																
delta-BHC	0.030		ug/L	U	YES																
Dieldrin	0.030		ug/L	U	YES																
Endosulfan I	0.025		ug/L	U	YES																
Endosulfan II	0.025		ug/L	U	YES																
Endosulfan sulfate	0.030		ug/L	U	YES																
Endrin	0.030		ug/L	U	YES																
Endrin aldehyde	0.030		ug/L	U	YES																
Endrin ketone	0.030		ug/L	U	YES																
gamma-BHC	0.030		ug/L	U	YES																
gamma-Chlordane	0.030		ug/L	U	YES																
Heptachlor	0.030		ug/L	U	YES	R													R	R	Pm,U,W
Heptachlor epoxide	0.030		ug/L	U	YES																
Methoxychlor	0.10		ug/L	U	YES																
Toxaphene	2.0		ug/L	U	YES																
Analysis Method : 8082						**Dilution: 1**															
Aroclor 1016	0.50		ug/L	U	YES																
Aroclor 1221	0.50		ug/L	U	YES																
Aroclor 1232	0.50		ug/L	U	YES																
Aroclor 1242	0.50		ug/L	U	YES																
Aroclor 1248	0.50		ug/L	U	YES																
Aroclor 1254	0.50		ug/L	U	YES																
Aroclor 1260	0.50		ug/L	U	YES																
Analysis Method : 8260B						**Dilution: 1**															

* Overall result qualifier reflects summation of qualifiers added during automated data review and any qualifiers added manually for categories not assessed by automated data review

Sample Qualification Report with Reason Codes (All Results sorted by Client Sample ID)

Client Sample ID : FWGLL12mw-246C-0566-GW **Lab Report Batch :** A8A310102 **Lab ID :** STLCAN

Sample Date : 01/30/2008 **Analysis Type: RES** **Sample Matrix :** AQ

Lab Sample ID: A8A310102009

Reviewed By / Date : Angye Dragotta 3/14/2008 **Approved By / Date :** Heather McCoy 3/15/08

Analyte Name	Result	Uncertainty / Error	Result Units	Lab Qual	Rep Res	Overall Qual*	Temp	HT	MB	LCS	MS	Lab Dup	Surr	Rep Limit	Moist Tot/Dis	Field QC	Tune	IC	ICV	CV / CCV	Reason Codes
Analysis Method : 8260B						**Dilution: 1**															
1,1,1-Trichloroethane	1.0		ug/L	U	YES																
1,1,2,2-Tetrachloroethane	1.0		ug/L	U	YES																
1,1,2-Trichloroethane	1.0		ug/L	U	YES																
1,1-Dichloroethane	1.0		ug/L	U	YES																
1,1-Dichloroethene	1.0		ug/L	U	YES																
1,2-Dibromoethane	1.0		ug/L	U	YES																
1,2-Dichloroethane	1.0		ug/L	U	YES																
1,2-Dichloroethene (total)	1.0		ug/L	U	YES																
1,2-Dichloropropane	1.0		ug/L	U	YES																
2-Butanone	10		ug/L	U	YES																
2-Hexanone	10		ug/L	U	YES	UJ															Pj
4-Methyl-2-pentanone	10		ug/L	U	YES	UJ															Pj
Acetone	10		ug/L	U	YES	R															Pj
Benzene	1.0		ug/L	U	YES																
Bromochloromethane	1.0		ug/L	U	YES																
Bromodichloromethane	1.0		ug/L	U	YES																
Bromoform	1.0		ug/L	U	YES																
Bromomethane	1.0		ug/L	U	YES																
Carbon disulfide	1.0		ug/L	U	YES																
Carbon tetrachloride	1.0		ug/L	U	YES																
Chlorobenzene	1.0		ug/L	U	YES																
Chloroethane	1.0		ug/L	U	YES																
Chloroform	1.0		ug/L	U	YES																
Chloromethane	1.0		ug/L	U	YES	R														R	Pj,W
cis-1,2-Dichloroethene	1.0		ug/L	U	YES																
cis-1,3-Dichloropropene	1.0		ug/L	U	YES																
Dibromochloromethane	1.0		ug/L	U	YES																
Ethylbenzene	1.0		ug/L	U	YES																
M&P-XYLENES	2.0		ug/L	U	YES																
Methylene chloride	2.0		ug/L	U	YES																
o-Xylene	1.0		ug/L	U	YES																

* Overall result qualifier reflects summation of qualifiers added during automated data review and any qualifiers added manually for categories not assessed by automated data review

Sample Qualification Report with Reason Codes (All Results sorted by Client Sample ID)

Client Sample ID : FWGLL12mw-246C-0566-GW **Lab Report Batch :** A8A310102 **Lab ID :** STLCAN

Sample Date : 01/30/2008 **Analysis Type: RES** **Sample Matrix :** AQ

Lab Sample ID: A8A310102009

Reviewed By / Date : Angye Dragotta 3/14/2008 **Approved By / Date :** Heather Neeley 3/15/08

Analyte Name	Result	Uncertainty / Error	Result Units	Lab Qual	Rep Res	Overall Qual*	Temp	HT	MB	LCS	MS	Lab Dup	Surr	Rep Limit	Moist Tot/Dis	Field QC	Tune	IC	ICV	CV / CCV	Reason Codes
Analysis Method : 8260B						**Dilution: 1**															
Styrene	1.0		ug/L	U	YES																
Tetrachloroethene	1.0		ug/L	U	YES																
Toluene	1.0		ug/L	U	YES																
TOTAL XYLENES	2.0		ug/L	U	YES																
trans-1,2-Dichloroethene	1.0		ug/L	U	YES																
trans-1,3-Dichloropropene	1.0		ug/L	U	YES																
Trichloroethene	1.0		ug/L	U	YES																
Vinyl chloride	1.0		ug/L	U	YES																
Analysis Method : 8270C						**Dilution: 1**															
1,2,4-Trichlorobenzene	1.0		ug/L	U	YES																
1,2-Dichlorobenzene	1.0		ug/L	U	YES																
1,3-Dichlorobenzene	1.0		ug/L	U	YES																
1,4-Dichlorobenzene	1.0		ug/L	U	YES																
2,2-OXYBIS (1-CHLOROPROPANE)	1.0		ug/L	U	YES																
2,4,5-Trichlorophenol	5.0		ug/L	U	YES																
2,4,6-Trichlorophenol	5.0		ug/L	U	YES																
2,4-Dichlorophenol	2.0		ug/L	U	YES																
2,4-Dimethylphenol	2.0		ug/L	U	YES																
2,4-Dinitrophenol	5.0		ug/L	U	YES																
2,4-Dinitrotoluene	5.0		ug/L	U	YES																
2,6-Dinitrotoluene	5.0		ug/L	U	YES																
2-Chloronaphthalene	1.0		ug/L	U	YES																
2-Chlorophenol	1.0		ug/L	U	YES																
2-Methylnaphthalene	0.20		ug/L	U	YES																
2-Methylphenol	1.0		ug/L	U	YES																
2-Nitroaniline	2.0		ug/L	U	YES																
2-Nitrophenol	2.0		ug/L	U	YES																
3,3'-Dichlorobenzidine	5.0		ug/L	U	YES																
3-Nitroaniline	2.0		ug/L	U	YES																
4,6-Dinitro-2-methylphenol	5.0		ug/L	U	YES																
4-Bromophenyl phenyl ether	2.0		ug/L	U	YES																

* Overall result qualifier reflects summation of qualifiers added during automated data review and any qualifiers added manually for categories not assessed by automated data review

Sample Qualification Report with Reason Codes (All Results sorted by Client Sample ID)

Client Sample ID : FWGLL12mw-246C-0566-GW **Lab Report Batch :** A8A310102 **Lab ID :** STLCAN

Sample Date : 01/30/2008 **Analysis Type: RES** **Sample Matrix :** AQ

Lab Sample ID: A8A310102009

Reviewed By / Date : Angye Dragotta 3/14/2008 **Approved By / Date :** Heather Medley 3/19/08

Analyte Name	Result	Uncertainty / Error	Result Units	Lab Qual	Rep Res	Overall Qual*	Temp	HT	MB	LCS	MS	Lab Dup	Surr	Rep Limit	Moist Tot/Dis	Field QC	Tune	IC	ICV	CV / CCV	Reason Codes
Analysis Method : 8270C						**Dilution: 1**															
4-Chloro-3-methylphenol	2.0		ug/L	U	YES																
4-Chloroaniline	2.0		ug/L	U	YES																
4-Chlorophenyl phenyl ether	2.0		ug/L	U	YES																
4-Methylphenol	1.0		ug/L	U	YES																
4-Nitroanaline	2.0		ug/L	U	YES																
4-Nitrophenol	5.0		ug/L	U	YES																
Acenaphthene	0.20		ug/L	U	YES																
Acenaphthylene	0.20		ug/L	U	YES																
Anthracene	0.20		ug/L	U	YES																
Benzo(a)anthracene	0.20		ug/L	U	YES																
Benzo(a)pyrene	0.20		ug/L	U	YES																
Benzo(b)fluoranthene	0.20		ug/L	U	YES																
BENZO(G,H,I)PERYLENE	0.20		ug/L	U	YES																
Benzo(k)fluoranthene	0.20		ug/L	U	YES																
Benzoic acid	10		ug/L	U	YES	R				R											J
Benzyl alcohol	5.0		ug/L	U	YES																
bis(2-Chloroethoxy)methane	1.0		ug/L	U	YES																
bis(2-Chloroethyl) ether	1.0		ug/L	U	YES																
bis(2-Ethylhexyl) phthalate	10		ug/L	U	YES																
Butylbenzyl Phthalate	1.0		ug/L	U	YES																
Carbazole	1.0		ug/L	U	YES																
Chrysene	0.20		ug/L	U	YES																
dibenzo(a,h)anthracene	0.20		ug/L	U	YES																
Dibenzofuran	1.0		ug/L	U	YES																
Diethyl phthalate	1.0		ug/L	U	YES																
Dimethyl phthalate	1.0		ug/L	U	YES																
Di-n-butyl phthalate	1.0		ug/L	U	YES																
Di-n-octyl phthalate	1.0		ug/L	U	YES																
Fluoranthene	0.20		ug/L	U	YES																
Fluorene	0.20		ug/L	U	YES																
Hexachlorobenzene	0.20		ug/L	U	YES																

* Overall result qualifier reflects summation of qualifiers added during automated data review and any qualifiers added manually for categories not assessed by automated data review

Sample Qualification Report with Reason Codes (All Results sorted by Client Sample ID)

Client Sample ID : FWGLL12mw-246C-0566-GW **Lab Report Batch :** A8A310102 **Lab ID :** STLCAN

Sample Date : 01/30/2008 **Analysis Type: RES** **Sample Matrix :** AQ

Lab Sample ID: A8A310102009

Reviewed By / Date : Angye Dragotta 3/14/2008 **Approved By / Date :** Heather Medley 3/15/08

Analyte Name	Result	Uncertainty / Error	Result Units	Lab Qual	Rep Res	Overall Qual*	Temp	HT	MB	LCS	MS	Lab Dup	Surr	Rep Limit	Moist Tot/Dis	Field QC	Tune	IC	ICV	CV / CCV	Reason Codes
Analysis Method : 8270C						**Dilution: 1**															
Hexachlorobutadiene	1.0		ug/L	U	YES																
Hexachlorocyclopentadiene	10		ug/L	U	YES	R				R											J, R5
Hexachloroethane	1.0		ug/L	U	YES																
Indeno(1,2,3-cd)pyrene	0.20		ug/L	U	YES																
Isophorone	1.0		ug/L	U	YES																
Naphthalene	0.20		ug/L	U	YES																
Nitrobenzene	1.0		ug/L	U	YES																
N-nitroso-di-n-propylamine	1.0		ug/L	U	YES																
N-Nitrosodiphenylamine	1.0		ug/L	U	YES																
Pentachlorophenol	5.0		ug/L	U	YES	~~UJ~~															~~H~~
Phenanthrene	0.20		ug/L	U	YES																
Phenol	1.0		ug/L	U	YES																
Pyrene	0.20		ug/L	U	YES																
Analysis Method : 9012A						**Dilution: 1**															
Cyanide	0.010		mg/L	U	YES	UJ					UJ										H

* Overall result qualifier reflects summation of qualifiers added during automated data review and any qualifiers added manually for categories not assessed by automated data review

Sample Qualification Report with Reason Codes (All Results sorted by Client Sample ID)

Client Sample ID : FWGLL12mw-DUP4-0604-GF **Lab Report Batch :** A8A310102 **Lab ID :** STLCAN

Sample Date : 01/30/2008 **Analysis Type: RES/TOT** **Sample Matrix :** AQ

Lab Sample ID: A8A310102004

Reviewed By / Date : Angye Dragotta 3/14/2008 **Approved By / Date :** H Medley 3/19/2008

Analyte Name	Result	Uncertainty / Error	Result Units	Lab Qual	Rep Res	Overall Qual*	Temp	HT	MB	LCS	MS	Lab Dup	Surr	Rep Limit	Moist Tot/Dis	Field QC	Tune	IC	ICV	CV / CCV	Reason Codes
Analysis Method : 6010B						**Dilution: 1**															
Arsenic	11.7		ug/L		YES	J															
Barium	28.8		ug/L	J	YES																
Calcium	119000		ug/L	J	YES																
Chromium	5.0		ug/L	U	YES																
Cobalt	5.0		ug/L	U	YES																
Copper	5.0		ug/L	U	YES																
Lead	3.0		ug/L	U	YES																
Magnesium	57900		ug/L	J	YES																
Manganese	259		ug/L	J	YES																
Nickel	10.0		ug/L	U	YES																
Potassium	3010		ug/L	J	YES																
Selenium	5.0		ug/L	U	YES																
Silver	5.0		ug/L	U	YES																
Sodium	19800		ug/L		YES																
Vanadium	10.0		ug/L	U	YES																
Analysis Method : 6020						**Dilution: 1**															
Aluminum	40.3		ug/L	B	YES	J								J							L
Antimony	2.0		ug/L	U	YES																
Beryllium	1.0		ug/L	U	YES																
Cadmium	0.50		ug/L	U	YES																
Iron	1120		ug/L	J	YES	J															
Thallium	1.0		ug/L	U	YES																
Zinc	5.2		ug/L	B J	YES	B/J			MB					J							L, F
Analysis Method : 7470A						**Dilution: 1**															
Mercury	0.20		ug/L	U	YES																

* Overall result qualifier reflects summation of qualifiers added during automated data review and any qualifiers added manually for categories not assessed by automated data review

Sample Qualification Report with Reason Codes (All Results sorted by Client Sample ID)

Client Sample ID : FWGLL12mw-DUP4-0604-GW **Lab Report Batch :** A8A310102 **Lab ID :** STLCAN

Sample Date : 01/30/2008 **Analysis Type: RES** **Sample Matrix :** AQ

Lab Sample ID: A8A310102003

Reviewed By / Date : Angye Dragotta 3/14/2008 **Approved By / Date :** Heather McCoy 3/19/08

Analyte Name	Result	Uncertainty / Error	Result Units	Lab Qual	Rep Res	Overall Qual*	Temp	HT	MB	LCS	MS	Lab Dup	Surr	Rep Limit	Moist Tot/Dis	Field QC	Tune	IC	ICV	CV / CCV	Reason Codes
Analysis Method : 353.2						**Dilution: 1**															
Nitrate as N (NO3-N)	0.1		mg/L	U	YES																
Analysis Method : 8081A						**Dilution: 1**															
4,4'-DDD	0.030		ug/L	U	YES	UJ							UJ								G
4,4'-DDE	0.030		ug/L	U	YES	UJ							UJ								G
4,4'-DDT	0.030		ug/L	U	YES	UJ							UJ								G
Aldrin	0.030		ug/L	U	YES	UJ							UJ								G
alpha-BHC	0.030		ug/L	U	YES	UJ							UJ								G
alpha-Chordane	0.030		ug/L	U	YES	UJ							UJ								G
beta-BHC	0.030		ug/L	U	YES	UJ							UJ								G
delta-BHC	0.030		ug/L	U	YES	UJ							UJ								G
Dieldrin	0.030		ug/L	U	YES	UJ							UJ								G
Endosulfan I	0.025		ug/L	U	YES	UJ							UJ								G
Endosulfan II	0.025		ug/L	U	YES	UJ							UJ								G
Endosulfan sulfate	0.030		ug/L	U	YES	UJ							UJ								G
Endrin	0.030		ug/L	U	YES	UJ							UJ								G
Endrin aldehyde	0.030		ug/L	U	YES	UJ							UJ								G
Endrin ketone	0.030		ug/L	U	YES	UJ							UJ								G
gamma-BHC	0.030		ug/L	U	YES	UJ							UJ								G
gamma-Chlordane	0.030		ug/L	U	YES	UJ							UJ								G
Heptachlor	0.030		ug/L	U	YES	R							UJ						R	R	Pm,U,G, W
Heptachlor epoxide	0.030		ug/L	U	YES	UJ							UJ								G
Methoxychlor	0.10		ug/L	U	YES	UJ							UJ								G
Toxaphene	2.0		ug/L	U	YES	UJ							UJ								G
Analysis Method : 8082						**Dilution: 1**															
Aroclor 1016	0.50		ug/L	U	YES	UJ							UJ								G
Aroclor 1221	0.50		ug/L	U	YES	UJ							UJ								G
Aroclor 1232	0.50		ug/L	U	YES	UJ							UJ								G
Aroclor 1242	0.50		ug/L	U	YES	UJ							UJ								G
Aroclor 1248	0.50		ug/L	U	YES	UJ							UJ								G
Aroclor 1254	0.50		ug/L	U	YES	UJ							UJ								G
Aroclor 1260	0.50		ug/L	U	YES	UJ							UJ								G
Analysis Method : 8260B						**Dilution: 1**															

* Overall result qualifier reflects summation of qualifiers added during automated data review and any qualifiers added manually for categories not assessed by automated data review

Sample Qualification Report with Reason Codes (All Results sorted by Client Sample ID)

Client Sample ID : FWGLL12mw-DUP4-0604-GW **Lab Report Batch :** A8A310102 **Lab ID :** STLCAN

Sample Date : 01/30/2008 **Analysis Type: RES** **Sample Matrix :** AQ

Lab Sample ID: A8A310102003

Reviewed By / Date : Angye Dragotta 3/14/2008 **Approved By / Date :** Heather McCoy 3/14/08

Analyte Name	Result	Uncertainty / Error	Result Units	Lab Qual	Rep Res	Overall Qual*	Temp	HT	MB	LCS	MS	Lab Dup	Surr	Rep Limit	Moist Tot/Dis	Field QC	Tune	IC	ICV	CV / CCV	Reason Codes
Analysis Method : 8260B						**Dilution: 1**															
1,1,1-Trichloroethane	1.0		ug/L	U	YES																
1,1,2,2-Tetrachloroethane	1.0		ug/L	U	YES																
1,1,2-Trichloroethane	1.0		ug/L	U	YES																
1,1-Dichloroethane	1.0		ug/L	U	YES																
1,1-Dichloroethene	1.0		ug/L	U	YES																
1,2-Dibromoethane	1.0		ug/L	U	YES																
1,2-Dichloroethane	1.0		ug/L	U	YES																
1,2-Dichloroethene (total)	1.0		ug/L	U	YES																
1,2-Dichloropropane	1.0		ug/L	U	YES																
2-Butanone	10		ug/L	U	YES																
2-Hexanone	10		ug/L	U	YES	UJ															Pj
4-Methyl-2-pentanone	10		ug/L	U	YES	UJ															Pj
Acetone	10		ug/L	U	YES	R															Pj
Benzene	1.0		ug/L	U	YES																
Bromochloromethane	1.0		ug/L	U	YES																
Bromodichloromethane	1.0		ug/L	U	YES																
Bromoform	1.0		ug/L	U	YES																
Bromomethane	1.0		ug/L	U	YES																
Carbon disulfide	1.0		ug/L	U	YES																
Carbon tetrachloride	1.0		ug/L	U	YES																
Chlorobenzene	1.0		ug/L	U	YES																
Chloroethane	1.0		ug/L	U	YES																
Chloroform	1.0		ug/L	U	YES																
Chloromethane	1.0		ug/L	U	YES	R														R	Pj,W
cis-1,2-Dichloroethene	1.0		ug/L	U	YES																
cis-1,3-Dichloropropene	1.0		ug/L	U	YES																
Dibromochloromethane	1.0		ug/L	U	YES																
Ethylbenzene	1.0		ug/L	U	YES																
M&P-XYLENES	2.0		ug/L	U	YES																
Methylene chloride	2.0		ug/L	U	YES																
o-Xylene	1.0		ug/L	U	YES																

* Overall result qualifier reflects summation of qualifiers added during automated data review and any qualifiers added manually for categories not assessed by automated data review

Sample Qualification Report with Reason Codes (All Results sorted by Client Sample ID)

Client Sample ID : FWGLL12mw-DUP4-0604-GW **Lab Report Batch :** A8A310102 **Lab ID :** STLCAN

Sample Date : 01/30/2008 **Analysis Type: RES** **Sample Matrix :** AQ

Lab Sample ID: A8A310102003

Reviewed By / Date : Angye Dragotta 3/14/2008 **Approved By / Date :** Heather Medley 3/5/08

Analyte Name	Result	Uncertainty / Error	Result Units	Lab Qual	Rep Res	Overall Qual*	Temp	HT	MB	LCS	MS	Lab Dup	Surr	Rep Limit	Moist Tot/Dis	Field QC	Tune	IC	ICV	CV / CCV	Reason Codes
Analysis Method : 8260B						**Dilution: 1**															
Styrene	1.0		ug/L	U	YES																
Tetrachloroethene	1.0		ug/L	U	YES																
Toluene	1.0		ug/L	U	YES																
TOTAL XYLENES	2.0		ug/L	U	YES																
trans-1,2-Dichloroethene	1.0		ug/L	U	YES																
trans-1,3-Dichloropropene	1.0		ug/L	U	YES																
Trichloroethene	1.0		ug/L	U	YES																
Vinyl chloride	1.0		ug/L	U	YES																
Analysis Method : 8270C						**Dilution: 1**															
1,2,4-Trichlorobenzene	1.0		ug/L	U	YES																
1,2-Dichlorobenzene	1.0		ug/L	U	YES																
1,3-Dichlorobenzene	1.0		ug/L	U	YES																
1,4-Dichlorobenzene	1.0		ug/L	U	YES																
2,2-OXYBIS (1-CHLOROPROPANE)	1.0		ug/L	U	YES																
2,4,5-Trichlorophenol	5.0		ug/L	U	YES																
2,4,6-Trichlorophenol	5.0		ug/L	U	YES																
2,4-Dichlorophenol	2.0		ug/L	U	YES																
2,4-Dimethylphenol	2.0		ug/L	U	YES																
2,4-Dinitrophenol	5.0		ug/L	U	YES																
2,4-Dinitrotoluene	5.0		ug/L	U	YES																
2,6-Dinitrotoluene	5.0		ug/L	U	YES																
2-Chloronaphthalene	1.0		ug/L	U	YES																
2-Chlorophenol	1.0		ug/L	U	YES																
2-Methylnaphthalene	0.20		ug/L	U	YES																
2-Methylphenol	1.0		ug/L	U	YES																
2-Nitroaniline	2.0		ug/L	U	YES																
2-Nitrophenol	2.0		ug/L	U	YES																
3,3'-Dichlorobenzidine	5.0		ug/L	U	YES																
3-Nitroaniline	2.0		ug/L	U	YES																
4,6-Dinitro-2-methylphenol	5.0		ug/L	U	YES																
4-Bromophenyl phenyl ether	2.0		ug/L	U	YES																

* Overall result qualifier reflects summation of qualifiers added during automated data review and any qualifiers added manually for categories not assessed by automated data review

Sample Qualification Report with Reason Codes (All Results sorted by Client Sample ID)

Client Sample ID : FWGLL12mw-DUP4-0604-GW **Lab Report Batch :** A8A310102 **Lab ID :** STLCAN

Sample Date : 01/30/2008 **Analysis Type: RES** **Sample Matrix :** AQ

Lab Sample ID: A8A310102003

Reviewed By / Date : Angye Dragotta 3/14/2008 **Approved By / Date :** Heather Medley 3/19/08

Analyte Name	Result	Uncertainty / Error	Result Units	Lab Qual	Rep Res	Overall Qual*	Temp	HT	MB	LCS	MS	Lab Dup	Surr	Rep Limit	Moist Tot/Dis	Field QC	Tune	IC	ICV	CV / CCV	Reason Codes
Analysis Method : 8270C						**Dilution: 1**															
4-Chloro-3-methylphenol	2.0		ug/L	U	YES																
4-Chloroaniline	2.0		ug/L	U	YES																
4-Chlorophenyl phenyl ether	2.0		ug/L	U	YES																
4-Methylphenol	1.0		ug/L	U	YES																
4-Nitroanaline	2.0		ug/L	U	YES																
4-Nitrophenol	5.0		ug/L	U	YES																
Acenaphthene	0.20		ug/L	U	YES																
Acenaphthylene	0.20		ug/L	U	YES																
Anthracene	0.20		ug/L	U	YES																
Benzo(a)anthracene	0.20		ug/L	U	YES																
Benzo(a)pyrene	0.20		ug/L	U	YES																
Benzo(b)fluoranthene	0.20		ug/L	U	YES																
BENZO(G,H,I)PERYLENE	0.20		ug/L	U	YES																
Benzo(k)fluoranthene	0.20		ug/L	U	YES																
Benzoic acid	10		ug/L	U	YES	R				R											J
Benzyl alcohol	5.0		ug/L	U	YES																
bis(2-Chloroethoxy)methane	1.0		ug/L	U	YES																
bis(2-Chloroethyl) ether	1.0		ug/L	U	YES																
bis(2-Ethylhexyl) phthalate	10		ug/L	U	YES																
Butylbenzyl Phthalate	1.0		ug/L	U	YES																
Carbazole	1.0		ug/L	U	YES																
Chrysene	0.20		ug/L	U	YES																
dibenzo(a,h)anthracene	0.20		ug/L	U	YES																
Dibenzofuran	1.0		ug/L	U	YES																
Diethyl phthalate	1.0		ug/L	U	YES																
Dimethyl phthalate	1.0		ug/L	U	YES																
Di-n-butyl phthalate	1.0		ug/L	U	YES																
Di-n-octyl phthalate	1.0		ug/L	U	YES																
Fluoranthene	0.20		ug/L	U	YES																
Fluorene	0.20		ug/L	U	YES																
Hexachlorobenzene	0.20		ug/L	U	YES																

* Overall result qualifier reflects summation of qualifiers added during automated data review and any qualifiers added manually for categories not assessed by automated data review

Sample Qualification Report with Reason Codes (All Results sorted by Client Sample ID)

Client Sample ID : FWGLL12mw-DUP4-0604-GW **Lab Report Batch :** A8A310102 **Lab ID :** STLCAN

Sample Date : *01/30/2008* **Analysis Type: RES** **Sample Matrix :** AQ

Lab Sample ID: A8A310102003

Reviewed By / Date : Angye Dragotta 3/14/2008 **Approved By / Date :** Heather Kelley 3/15/08

Analyte Name	Result	Uncertainty / Error	Result Units	Lab Qual	Rep Res	Overall Qual*	Temp	HT	MB	LCS	MS	Lab Dup	Surr	Rep Limit	Moist Tot/Dis	Field QC	Tune	IC	ICV	CV / CCV	Reason Codes
Analysis Method : 8270C						**Dilution: 1**															
Hexachlorobutadiene	1.0		ug/L	U	YES																
Hexachlorocyclopentadiene	10		ug/L	U	YES	R				R											J, R
Hexachloroethane	1.0		ug/L	U	YES																
Indeno(1,2,3-cd)pyrene	0.20		ug/L	U	YES																
Isophorone	1.0		ug/L	U	YES																
Naphthalene	0.20		ug/L	U	YES																
Nitrobenzene	1.0		ug/L	U	YES																
N-nitroso-di-n-propylamine	1.0		ug/L	U	YES																
N-Nitrosodiphenylamine	1.0		ug/L	U	YES																
Pentachlorophenol	5.0		ug/L	U	YES	~~UJ~~															~~UJ~~
Phenanthrene	0.20		ug/L	U	YES																
Phenol	1.0		ug/L	U	YES																
Pyrene	0.20		ug/L	U	YES																
Analysis Method : 9012A						**Dilution: 1**															
Cyanide	0.010		mg/L	U	YES	UJ					UJ										H

* Overall result qualifier reflects summation of qualifiers added during automated data review and any qualifiers added manually for categories not assessed by automated data review

Sample Qualification Report with Reason Codes (All Results sorted by Client Sample ID)

Client Sample ID : FWGLL1mw-063C-0565-GF **Lab Report Batch :** A8A310102 **Lab ID :** STLCAN

Sample Date : 01/30/2008 **Analysis Type: RES/TOT** **Sample Matrix :** AQ

Lab Sample ID: A8A310102031

Reviewed By / Date : Angye Dragotta 3/14/2008 **Approved By / Date :** Heather Medley 3/15/08

Analyte Name	Result	Uncertainty / Error	Result Units	Lab Qual	Rep Res	Overall Qual*	Temp	HT	MB	LCS	MS	Lab Dup	Surr	Rep Limit	Moist Tot/Dis	Field QC	Tune	IC	ICV	CV / CCV	Reason Codes
Analysis Method : 6010B						**Dilution: 1**															
Arsenic	5.0		ug/L	U	YES																
Barium	23.2		ug/L	J	YES																
Calcium	7810		ug/L	J	YES																
Chromium	5.0		ug/L	U	YES																
Cobalt	12.2		ug/L		YES																
Copper	12.3		ug/L		YES																
Lead	3.0		ug/L	U	YES																
Magnesium	8420		ug/L	J	YES																
Manganese	348		ug/L	J	YES																
Nickel	56.4		ug/L		YES																
Potassium	1490		ug/L	J	YES																
Selenium	5.0		ug/L	U	YES																
Silver	5.0		ug/L	U	YES																
Sodium	8810		ug/L		YES																
Vanadium	10.0		ug/L	U	YES																
Analysis Method : 6020						**Dilution: 1**															
Aluminum	460		ug/L		YES																
Antimony	2.0		ug/L	U	YES																
Beryllium	1.0		ug/L	U	YES																
Cadmium	0.33		ug/L	B	YES	J								J							L
Iron	50.0		ug/L	U	YES	~~R~~					~~R~~										~~H~~
Thallium	1.0		ug/L	U	YES																
Zinc	56.9		ug/L	J	YES																
Analysis Method : 7470A						**Dilution: 1**															
Mercury	0.20		ug/L	U	YES																

* Overall result qualifier reflects summation of qualifiers added during automated data review and any qualifiers added manually for categories not assessed by automated data review

Sample Qualification Report with Reason Codes (All Results sorted by Client Sample ID)

Client Sample ID : FWGLL1mw-063C-0565-GW **Lab Report Batch :** A8A310102 **Lab ID :** STLCAN

Sample Date : 01/29/2008 **Analysis Type: RES** **Sample Matrix :** AQ

Lab Sample ID: A8A310102027

Reviewed By / Date : Angye Dragotta 3/14/2008 **Approved By / Date :** Heather Malley 3/15/08

Analyte Name	Result	Uncertainty / Error	Result Units	Lab Qual	Rep Res	Overall Qual*	Temp	HT	MB	LCS	MS	Lab Dup	Surr	Rep Limit	Moist Tot/Dis	Field QC	Tune	IC	ICV	CV / CCV	Reason Codes
Analysis Method : 8260B						**Dilution: 1**															
1,1,1-Trichloroethane	1.0		ug/L	U	YES																
1,1,2,2-Tetrachloroethane	1.0		ug/L	U	YES																
1,1,2-Trichloroethane	1.0		ug/L	U	YES																
1,1-Dichloroethane	1.0		ug/L	U	YES																
1,1-Dichloroethene	1.0		ug/L	U	YES																
1,2-Dibromoethane	1.0		ug/L	U	YES																
1,2-Dichloroethane	1.0		ug/L	U	YES																
1,2-Dichloroethene (total)	1.0		ug/L	U	YES																
1,2-Dichloropropane	1.0		ug/L	U	YES																
2-Butanone	10		ug/L	U	YES	UJ															Pm
2-Hexanone	10		ug/L	U	YES	UJ															Pj
4-Methyl-2-pentanone	10		ug/L	U	YES	UJ															Pj
Acetone	10		ug/L	U	YES	R															Pj
Benzene	1.0		ug/L	U	YES																
Bromochloromethane	1.0		ug/L	U	YES																
Bromodichloromethane	1.0		ug/L	U	YES																
Bromoform	1.0		ug/L	U	YES																
Bromomethane	1.0		ug/L	U	YES																
Carbon disulfide	1.0		ug/L	U	YES																
Carbon tetrachloride	1.0		ug/L	U	YES																
Chlorobenzene	1.0		ug/L	U	YES																
Chloroethane	1.0		ug/L	U	YES																
Chloroform	1.0		ug/L	U	YES																
Chloromethane	1.0		ug/L	U	YES	R															Pj,Pm
cis-1,2-Dichloroethene	1.0		ug/L	U	YES																
cis-1,3-Dichloropropene	1.0		ug/L	U	YES																
Dibromochloromethane	1.0		ug/L	U	YES																
Ethylbenzene	1.0		ug/L	U	YES																
M&P-XYLENES	2.0		ug/L	U	YES																
Methylene chloride	2.0		ug/L	U	YES																
o-Xylene	1.0		ug/L	U	YES																

* Overall result qualifier reflects summation of qualifiers added during automated data review and any qualifiers added manually for categories not assessed by automated data review

Sample Qualification Report with Reason Codes (All Results sorted by Client Sample ID)

Client Sample ID : FWGLL1mw-063C-0565-GW **Lab Report Batch :** A8A310102 **Lab ID :** STLCAN

Sample Date : 01/29/2008 **Analysis Type: RES** **Sample Matrix :** AQ

Lab Sample ID: A8A310102027

Reviewed By / Date : Angye Dragotta 3/14/2008 **Approved By / Date :** Heather McRay 3/19/08

Analyte Name	Result	Uncertainty / Error	Result Units	Lab Qual	Rep Res	Overall Qual*	Temp	HT	MB	LCS	MS	Lab Dup	Surr	Rep Limit	Moist Tot/Dis	Field QC	Tune	IC	ICV	CV / CCV	Reason Codes
Analysis Method : 8260B						**Dilution: 1**															
Styrene	1.0		ug/L	U	YES																
Tetrachloroethene	1.0		ug/L	U	YES																
Toluene	1.0		ug/L	U	YES																
TOTAL XYLENES	2.0		ug/L	U	YES																
trans-1,2-Dichloroethene	1.0		ug/L	U	YES																
trans-1,3-Dichloropropene	1.0		ug/L	U	YES																
Trichloroethene	1.0		ug/L	U	YES																
Vinyl chloride	1.0		ug/L	U	YES																

* Overall result qualifier reflects summation of qualifiers added during automated data review and any qualifiers added manually for categories not assessed by automated data review

Sample Qualification Report with Reason Codes (All Results sorted by Client Sample ID)

Client Sample ID : FWGLL1mw-063C-0565-GW **Lab Report Batch :** A8A310102 **Lab ID :** STLCAN

Sample Date : 01/29/2008 **Analysis Type: RES** **Sample Matrix :** AQ

Lab Sample ID: A8A310102028

Reviewed By / Date : Angye Dragotta 3/14/2008 **Approved By / Date :** Heather Peasley 3/19/08

Analyte Name	Result	Uncertainty / Error	Result Units	Lab Qual	Rep Res	Overall Qual*	Temp	HT	MB	LCS	MS	Lab Dup	Surr	Rep Limit	Moist Tot/Dis	Field QC	Tune	IC	ICV	CV / CCV	Reason Codes
Analysis Method : 8270C						**Dilution: 1**															
1,2,4-Trichlorobenzene	1.0		ug/L	U	YES																
1,2-Dichlorobenzene	1.0		ug/L	U	YES																
1,3-Dichlorobenzene	1.0		ug/L	U	YES																
1,4-Dichlorobenzene	1.0		ug/L	U	YES																
2,2-OXYBIS (1-CHLOROPROPANE)	1.0		ug/L	U	YES																
2,4,5-Trichlorophenol	5.0		ug/L	U	YES																
2,4,6-Trichlorophenol	5.0		ug/L	U	YES																
2,4-Dichlorophenol	2.0		ug/L	U	YES																
2,4-Dimethylphenol	2.0		ug/L	U	YES																
2,4-Dinitrophenol	5.0		ug/L	U	YES	RVJ															PJ,PM
2,4-Dinitrotoluene	5.0		ug/L	U	YES																
2,6-Dinitrotoluene	5.0		ug/L	U	YES																
2-Chloronaphthalene	1.0		ug/L	U	YES																
2-Chlorophenol	1.0		ug/L	U	YES																
2-Methylnaphthalene	0.20		ug/L	U	YES																
2-Methylphenol	1.0		ug/L	U	YES																
2-Nitroaniline	2.0		ug/L	U	YES																
2-Nitrophenol	2.0		ug/L	U	YES																
3,3'-Dichlorobenzidine	5.0		ug/L	U	YES																
3-Nitroaniline	2.0		ug/L	U	YES																
4,6-Dinitro-2-methylphenol	5.0		ug/L	U	YES																
4-Bromophenyl phenyl ether	2.0		ug/L	U	YES																
4-Chloro-3-methylphenol	2.0		ug/L	U	YES																
4-Chloroaniline	2.0		ug/L	U	YES																
4-Chlorophenyl phenyl ether	2.0		ug/L	U	YES																
4-Methylphenol	1.0		ug/L	U	YES																
4-Nitroanaline	2.0		ug/L	U	YES																
4-Nitrophenol	5.0		ug/L	U	YES																
Acenaphthene	0.20		ug/L	U	YES																
Acenaphthylene	0.20		ug/L	U	YES																
Anthracene	0.20		ug/L	U	YES																

* Overall result qualifier reflects summation of qualifiers added during automated data review and any qualifiers added manually for categories not assessed by automated data review

Sample Qualification Report with Reason Codes (All Results sorted by Client Sample ID)

Client Sample ID : FWGLL1mw-063C-0565-GW **Lab Report Batch :** A8A310102 **Lab ID :** STLCAN

Sample Date : 01/29/2008 **Analysis Type: RES** **Sample Matrix :** AQ

Lab Sample ID: A8A310102028

Reviewed By / Date : Angye Dragotta 3/14/2008 **Approved By / Date :** Heather McCay 3/19/08

Analyte Name	Result	Uncertainty / Error	Result Units	Lab Qual	Rep Res	Overall Qual*	Temp	HT	MB	LCS	MS	Lab Dup	Surr	Rep Limit	Moist Tot/Dis	Field QC	Tune	IC	ICV	CV / CCV	Reason Codes
Analysis Method : 8270C						**Dilution: 1**															
Benzo(a)anthracene	0.20		ug/L	U	YES																
Benzo(a)pyrene	0.20		ug/L	U	YES																
Benzo(b)fluoranthene	0.20		ug/L	U	YES																
BENZO(G,H,I)PERYLENE	0.20		ug/L	U	YES																
Benzo(k)fluoranthene	0.20		ug/L	U	YES																
Benzoic acid	10		ug/L	U	YES	R				R											J
Benzyl alcohol	5.0		ug/L	U	YES																
bis(2-Chloroethoxy)methane	1.0		ug/L	U	YES																
bis(2-Chloroethyl) ether	1.0		ug/L	U	YES																
bis(2-Ethylhexyl) phthalate	1.9		ug/L	J	YES	J								J							L
Butylbenzyl Phthalate	1.0		ug/L	U	YES																
Carbazole	1.0		ug/L	U	YES																
Chrysene	0.20		ug/L	U	YES																
dibenzo(a,h)anthracene	0.20		ug/L	U	YES																
Dibenzofuran	1.0		ug/L	U	YES																
Diethyl phthalate	1.0		ug/L	U	YES																
Dimethyl phthalate	1.0		ug/L	U	YES																
Di-n-butyl phthalate	1.0		ug/L	U	YES																
Di-n-octyl phthalate	1.0		ug/L	U	YES																
Fluoranthene	0.20		ug/L	U	YES																
Fluorene	0.20		ug/L	U	YES																
Hexachlorobenzene	0.20		ug/L	U	YES																
Hexachlorobutadiene	1.0		ug/L	U	YES																
Hexachlorocyclopentadiene	10		ug/L	U	YES	R				R											J
Hexachloroethane	1.0		ug/L	U	YES																
Indeno(1,2,3-cd)pyrene	0.20		ug/L	U	YES																
Isophorone	1.0		ug/L	U	YES																
Naphthalene	0.20		ug/L	U	YES																
Nitrobenzene	1.0		ug/L	U	YES																
N-nitroso-di-n-propylamine	1.0		ug/L	U	YES																
N-Nitrosodiphenylamine	1.0		ug/L	U	YES																

Project Number and Name: 030240.0006 - Ravenna **Library Used:** Ravenna GW

ADR 8.1 Report Date: 3/19/2008 11:33

* Overall result qualifier reflects summation of qualifiers added during automated data review and any qualifiers added manually for categories not assessed by automated data review

Sample Qualification Report with Reason Codes (All Results sorted by Client Sample ID)

Client Sample ID : FWGLL1mw-063C-0565-GW **Lab Report Batch :** A8A310102 **Lab ID :** STLCAN

Sample Date : 01/29/2008 **Analysis Type: RES** **Sample Matrix :** AQ

Lab Sample ID: A8A310102028

Reviewed By / Date : Angye Dragotta 3/14/2008 **Approved By / Date :** Heather Medley 3/19/08

Analyte Name	Result	Uncertainty / Error	Result Units	Lab Qual	Rep Res	Overall Qual*	Temp	HT	MB	LCS	MS	Lab Dup	Surr	Rep Limit	Moist Tot/Dis	Field QC	Tune	IC	ICV	CV / CCV	Reason Codes
Analysis Method : 8270C						**Dilution: 1**															
Pentachlorophenol	5.0		ug/L	U	YES	UJ															Pj,Pm
Phenanthrene	0.20		ug/L	U	YES																
Phenol	1.0		ug/L	U	YES																
Pyrene	0.20		ug/L	U	YES																

* Overall result qualifier reflects summation of qualifiers added during automated data review and any qualifiers added manually for categories not assessed by automated data review

Sample Qualification Report with Reason Codes (All Results sorted by Client Sample ID)

Client Sample ID : FWGLL1mw-063C-0565-GW **Lab Report Batch :** A8A310102 **Lab ID :** STLCAN

Sample Date : 01/29/2008 **Analysis Type: RES** **Sample Matrix :** AQ

Lab Sample ID: A8A310102029

Reviewed By / Date : Angye Dragotta 3/14/2008 **Approved By / Date :** Heather Hadley 3/19/08

Analyte Name	Result	Uncertainty / Error	Result Units	Lab Qual	Rep Res	Overall Qual*	Temp	HT	MB	LCS	MS	Lab Dup	Surr	Rep Limit	Moist Tot/Dis	Field QC	Tune	IC	ICV	CV / CCV	Reason Codes
Analysis Method : 8081A						**Dilution: 1**															
4,4'-DDD	0.060		ug/L	U	YES	UJ							UJ								G
4,4'-DDE	0.060		ug/L	U	YES	UJ							UJ								G
4,4'-DDT	0.060		ug/L	U	YES	UJ							UJ								G
Aldrin	0.060		ug/L	U	YES	UJ							UJ								G
alpha-BHC	0.060		ug/L	U	YES	UJ							UJ								G
alpha-Chordane	0.060		ug/L	U	YES	UJ							UJ								G
beta-BHC	0.013		ug/L	J	YES	J							J	J						J	~~G,W,L~~
delta-BHC	0.060		ug/L	U	YES	UJ							UJ								G
Dieldrin	0.060		ug/L	U	YES	UJ							UJ								G
Endosulfan I	0.060		ug/L	U	YES	UJ							UJ								G
Endosulfan II	0.060		ug/L	U	YES	UJ							UJ								G
Endosulfan sulfate	0.060		ug/L	U	YES	UJ							UJ								G
Endrin	0.060		ug/L	U	YES	UJ							UJ								G
Endrin aldehyde	0.060		ug/L	U	YES	UJ							UJ								G
Endrin ketone	0.060		ug/L	U	YES	UJ							UJ								G
gamma-BHC	0.060		ug/L	U	YES	UJ							UJ								G
gamma-Chlordane	0.060		ug/L	U	YES	UJ							UJ								G
Heptachlor	0.060		ug/L	U	YES	R							UJ						R	R	Pj,G,Pm,W,V
Heptachlor epoxide	0.060		ug/L	U	YES	UJ							UJ								G
Methoxychlor	0.10		ug/L	U	YES	~~R~~ UJ							UJ								~~Pj,G,Pm~~
Toxaphene	2.3		ug/L	U	YES	UJ							UJ								G

* Overall result qualifier reflects summation of qualifiers added during automated data review and any qualifiers added manually for categories not assessed by automated data review

Sample Qualification Report with Reason Codes (All Results sorted by Client Sample ID)

Client Sample ID : FWGLL1mw-063C-0565-GW **Lab Report Batch :** A8A310102 **Lab ID :** STLCAN

Sample Date : 01/30/2008 **Analysis Type: RES** **Sample Matrix :** AQ

Lab Sample ID: A8A310102030

Reviewed By / Date : Angye Dragotta 3/14/2008 **Approved By / Date :** Heather Medley 3/15/08

Analyte Name	Result	Uncertainty / Error	Result Units	Lab Qual	Rep Res	Overall Qual*	Temp	HT	MB	LCS	MS	Lab Dup	Surr	Rep Limit	Moist Tot/Dis	Field QC	Tune	IC	ICV	CV / CCV	Reason Codes
Analysis Method : 8082						**Dilution: 1**															
Aroclor 1016	0.50		ug/L	U	YES	UJ							UJ								G
Aroclor 1221	0.50		ug/L	U	YES	UJ							UJ								G
Aroclor 1232	0.50		ug/L	U	YES	UJ							UJ								G
Aroclor 1242	0.50		ug/L	U	YES	UJ							UJ								G
Aroclor 1248	0.50		ug/L	U	YES	UJ							UJ								G
Aroclor 1254	0.50		ug/L	U	YES	UJ							UJ								G
Aroclor 1260	0.50		ug/L	U	YES	UJ							UJ								G
Analysis Method : 9012A						**Dilution: 1**															
Cyanide	0.010		mg/L	U	YES	UJ					UJ										Pj,H

* Overall result qualifier reflects summation of qualifiers added during automated data review and any qualifiers added manually for categories not assessed by automated data review

Sample Qualification Report with Reason Codes (All Results sorted by Client Sample ID)

Client Sample ID : FWGLL4mw-200C-0586-GF **Lab Report Batch :** A8A310102 **Lab ID :** STLCAN

Sample Date : 01/30/2008 **Analysis Type: RES/TOT** **Sample Matrix :** AQ

Lab Sample ID: A8A310102022

Reviewed By / Date : Angye Dragotta 3/14/2008 **Approved By / Date :** H Medley 3/19/2008

Analyte Name	Result	Uncertainty / Error	Result Units	Lab Qual	Rep Res	Overall Qual*	Temp	HT	MB	LCS	MS	Lab Dup	Surr	Rep Limit	Moist Tot/Dis	Field QC	Tune	IC	ICV	CV / CCV	Reason Codes
Analysis Method : 6010B						**Dilution: 1**															
Arsenic	5.0		ug/L	U	YES																
Barium	11.1		ug/L	J	YES																
Calcium	168000		ug/L	J	YES																
Chromium	5.0		ug/L	U	YES																
Cobalt	5.0		ug/L	U	YES																
Copper	5.0		ug/L	U	YES																
Lead	3.0		ug/L	U	YES																
Magnesium	50900		ug/L	J	YES																
Manganese	11.1		ug/L	J	YES																
Nickel	10.0		ug/L	U	YES																
Potassium	635		ug/L	B J	YES	J								J							L
Selenium	5.0		ug/L	U	YES																
Silver	5.0		ug/L	U	YES																
Sodium	8330		ug/L		YES																
Vanadium	10.0		ug/L	U	YES																
Analysis Method : 6020						**Dilution: 1**															
Aluminum	50.0		ug/L	U	YES																
Antimony	2.0		ug/L	U	YES																
Beryllium	1.0		ug/L	U	YES																
Cadmium	0.50		ug/L	U	YES																
Iron	50.0		ug/L	U	YES																
Thallium	1.0		ug/L	U	YES																
Zinc	2.3		ug/L	B J	YES	BJ			MB					J							L
Analysis Method : 7470A						**Dilution: 1**															
Mercury	0.20		ug/L	U	YES																

* Overall result qualifier reflects summation of qualifiers added during automated data review and any qualifiers added manually for categories not assessed by automated data review

Sample Qualification Report with Reason Codes (All Results sorted by Client Sample ID)

Client Sample ID : FWGLL4mw-200C-0586-GW **Lab Report Batch :** A8A310102 **Lab ID :** STLCAN

Sample Date : 01/30/2008 **Analysis Type: RES** **Sample Matrix :** AQ

Lab Sample ID: A8A310102021

Reviewed By / Date : Angye Dragotta 3/14/2008 **Approved By / Date :** Heather Medley 3/15/08

Analyte Name	Result	Uncertainty / Error	Result Units	Lab Qual	Rep Res	Overall Qual*	Temp	HT	MB	LCS	MS	Lab Dup	Surr	Rep Limit	Moist Tot/Dis	Field QC	Tune	IC	ICV	CV / CCV	Reason Codes
Analysis Method : 8081A						**Dilution: 1**															
4,4'-DDD	0.030		ug/L	U	YES																
4,4'-DDE	0.030		ug/L	U	YES																
4,4'-DDT	0.030		ug/L	U	YES																
Aldrin	0.030		ug/L	U	YES																
alpha-BHC	0.030		ug/L	U	YES																
alpha-Chordane	0.030		ug/L	U	YES																
beta-BHC	0.030		ug/L	U	YES																
delta-BHC	0.030		ug/L	U	YES																
Dieldrin	0.030		ug/L	U	YES																
Endosulfan I	0.025		ug/L	U	YES																
Endosulfan II	0.025		ug/L	U	YES																
Endosulfan sulfate	0.030		ug/L	U	YES																
Endrin	0.030		ug/L	U	YES																
Endrin aldehyde	0.030		ug/L	U	YES																
Endrin ketone	0.030		ug/L	U	YES																
gamma-BHC	0.030		ug/L	U	YES																
gamma-Chlordane	0.030		ug/L	U	YES																
Heptachlor	0.030		ug/L	U	YES	R													R	R	Pm,U,w
Heptachlor epoxide	0.030		ug/L	U	YES																
Methoxychlor	0.10		ug/L	U	YES																
Toxaphene	2.0		ug/L	U	YES																
Analysis Method : 8082						**Dilution: 1**															
Aroclor 1016	0.50		ug/L	U	YES																
Aroclor 1221	0.50		ug/L	U	YES																
Aroclor 1232	0.50		ug/L	U	YES																
Aroclor 1242	0.50		ug/L	U	YES																
Aroclor 1248	0.50		ug/L	U	YES																
Aroclor 1254	0.50		ug/L	U	YES																
Aroclor 1260	0.50		ug/L	U	YES																
Analysis Method : 8260B						**Dilution: 1**															
1,1,1-Trichloroethane	1.0		ug/L	U	YES																
1,1,2,2-Tetrachloroethane	1.0		ug/L	U	YES																

* Overall result qualifier reflects summation of qualifiers added during automated data review and any qualifiers added manually for categories not assessed by automated data review

Sample Qualification Report with Reason Codes (All Results sorted by Client Sample ID)

Client Sample ID : FWGLL4mw-200C-0586-GW **Lab Report Batch :** A8A310102 **Lab ID :** STLCAN

Sample Date : 01/30/2008 **Analysis Type: RES** **Sample Matrix :** AQ

Lab Sample ID: A8A310102021

Reviewed By / Date : Angye Dragotta 3/14/2008 **Approved By / Date :** Heather Medley 3/19/08

Analyte Name	Result	Uncertainty / Error	Result Units	Lab Qual	Rep Res	Overall Qual*	Temp	HT	MB	LCS	MS	Lab Dup	Surr	Rep Limit	Moist Tot/Dis	Field QC	Tune	IC	ICV	CV / CCV	Reason Codes
Analysis Method : 8260B						**Dilution: 1**															
1,1,2-Trichloroethane	1.0		ug/L	U	YES																
1,1-Dichloroethane	1.0		ug/L	U	YES																
1,1-Dichloroethene	1.0		ug/L	U	YES																
1,2-Dibromoethane	1.0		ug/L	U	YES																
1,2-Dichloroethane	1.0		ug/L	U	YES																
1,2-Dichloroethene (total)	1.0		ug/L	U	YES																
1,2-Dichloropropane	1.0		ug/L	U	YES																
2-Butanone	10		ug/L	U	YES																
2-Hexanone	10		ug/L	U	YES	UJ															Pj
4-Methyl-2-pentanone	10		ug/L	U	YES	UJ															Pj
Acetone	10		ug/L	U	YES	R															Pj
Benzene	1.0		ug/L	U	YES																
Bromochloromethane	1.0		ug/L	U	YES																
Bromodichloromethane	1.0		ug/L	U	YES																
Bromoform	1.0		ug/L	U	YES																
Bromomethane	1.0		ug/L	U	YES																
Carbon disulfide	1.0		ug/L	U	YES																
Carbon tetrachloride	1.0		ug/L	U	YES																
Chlorobenzene	1.0		ug/L	U	YES																
Chloroethane	1.0		ug/L	U	YES																
Chloroform	1.0		ug/L	U	YES																
Chloromethane	1.0		ug/L	U	YES	R														R	Pj,W
cis-1,2-Dichloroethene	1.0		ug/L	U	YES																
cis-1,3-Dichloropropene	1.0		ug/L	U	YES																
Dibromochloromethane	1.0		ug/L	U	YES																
Ethylbenzene	1.0		ug/L	U	YES																
M&P-XYLENES	2.0		ug/L	U	YES																
Methylene chloride	2.0		ug/L	U	YES																
o-Xylene	1.0		ug/L	U	YES																
Styrene	1.0		ug/L	U	YES																
Tetrachloroethene	1.0		ug/L	U	YES																

* Overall result qualifier reflects summation of qualifiers added during automated data review and any qualifiers added manually for categories not assessed by automated data review

Sample Qualification Report with Reason Codes (All Results sorted by Client Sample ID)

Client Sample ID : FWGLL4mw-200C-0586-GW **Lab Report Batch :** A8A310102 **Lab ID :** STLCAN

Sample Date : 01/30/2008 **Analysis Type: RES** **Sample Matrix :** AQ

Lab Sample ID: A8A310102021

Reviewed By / Date : Angye Dragotta 3/14/2008 **Approved By / Date :** 3/19/08

Analyte Name	Result	Uncertainty / Error	Result Units	Lab Qual	Rep Res	Overall Qual*	Temp	HT	MB	LCS	MS	Lab Dup	Surr	Rep Limit	Moist Tot/Dis	Field QC	Tune	IC	ICV	CV / CCV	Reason Codes
Analysis Method : 8260B						**Dilution: 1**															
Toluene	1.0		ug/L	U	YES																
TOTAL XYLENES	2.0		ug/L	U	YES																
trans-1,2-Dichloroethene	1.0		ug/L	U	YES																
trans-1,3-Dichloropropene	1.0		ug/L	U	YES																
Trichloroethene	1.0		ug/L	U	YES																
Vinyl chloride	1.0		ug/L	U	YES																
Analysis Method : 8270C						**Dilution: 1**															
1,2,4-Trichlorobenzene	1.0		ug/L	U	YES																
1,2-Dichlorobenzene	1.0		ug/L	U	YES																
1,3-Dichlorobenzene	1.0		ug/L	U	YES																
1,4-Dichlorobenzene	1.0		ug/L	U	YES																
2,2-OXYBIS (1-CHLOROPROPANE)	1.0		ug/L	U	YES																
2,4,5-Trichlorophenol	5.0		ug/L	U	YES																
2,4,6-Trichlorophenol	5.0		ug/L	U	YES																
2,4-Dichlorophenol	2.0		ug/L	U	YES																
2,4-Dimethylphenol	2.0		ug/L	U	YES																
2,4-Dinitrophenol	5.0		ug/L	U	YES																
2,4-Dinitrotoluene	5.0		ug/L	U	YES																
2,6-Dinitrotoluene	5.0		ug/L	U	YES																
2-Chloronaphthalene	1.0		ug/L	U	YES																
2-Chlorophenol	1.0		ug/L	U	YES																
2-Methylnaphthalene	0.20		ug/L	U	YES																
2-Methylphenol	1.0		ug/L	U	YES																
2-Nitroaniline	2.0		ug/L	U	YES																
2-Nitrophenol	2.0		ug/L	U	YES																
3,3'-Dichlorobenzidine	5.0		ug/L	U	YES																
3-Nitroaniline	2.0		ug/L	U	YES																
4,6-Dinitro-2-methylphenol	5.0		ug/L	U	YES																
4-Bromophenyl phenyl ether	2.0		ug/L	U	YES																
4-Chloro-3-methylphenol	2.0		ug/L	U	YES																
4-Chloroaniline	2.0		ug/L	U	YES																

* Overall result qualifier reflects summation of qualifiers added during automated data review and any qualifiers added manually for categories not assessed by automated data review

Sample Qualification Report with Reason Codes (All Results sorted by Client Sample ID)

Client Sample ID : FWGLL4mw-200C-0586-GW **Lab Report Batch :** A8A310102 **Lab ID :** STLCAN

Sample Date : 01/30/2008 **Analysis Type: RES** **Sample Matrix :** AQ

Lab Sample ID: A8A310102021

Reviewed By / Date : Angye Dragotta 3/14/2008 **Approved By / Date :** Heather Medley 3/15/08

Analyte Name	Result	Uncertainty / Error	Result Units	Lab Qual	Rep Res	Overall Qual*	Temp	HT	MB	LCS	MS	Lab Dup	Surr	Rep Limit	Moist Tot/Dis	Field QC	Tune	IC	ICV	CV / CCV	Reason Codes
Analysis Method : 8270C						**Dilution: 1**															
4-Chlorophenyl phenyl ether	2.0		ug/L	U	YES																
4-Methylphenol	1.0		ug/L	U	YES																
4-Nitroanaline	2.0		ug/L	U	YES																
4-Nitrophenol	5.0		ug/L	U	YES																
Acenaphthene	0.20		ug/L	U	YES																
Acenaphthylene	0.20		ug/L	U	YES																
Anthracene	0.20		ug/L	U	YES																
Benzo(a)anthracene	0.20		ug/L	U	YES																
Benzo(a)pyrene	0.20		ug/L	U	YES																
Benzo(b)fluoranthene	0.20		ug/L	U	YES																
BENZO(G,H,I)PERYLENE	0.20		ug/L	U	YES																
Benzo(k)fluoranthene	0.20		ug/L	U	YES																
Benzoic acid	10		ug/L	U	YES	R				R											J
Benzyl alcohol	5.0		ug/L	U	YES																
bis(2-Chloroethoxy)methane	1.0		ug/L	U	YES																
bis(2-Chloroethyl) ether	1.0		ug/L	U	YES																
bis(2-Ethylhexyl) phthalate	10		ug/L	U	YES																
Butylbenzyl Phthalate	1.0		ug/L	U	YES																
Carbazole	1.0		ug/L	U	YES																
Chrysene	0.20		ug/L	U	YES																
dibenzo(a,h)anthracene	0.20		ug/L	U	YES																
Dibenzofuran	1.0		ug/L	U	YES																
Diethyl phthalate	1.0		ug/L	U	YES																
Dimethyl phthalate	1.0		ug/L	U	YES																
Di-n-butyl phthalate	1.0		ug/L	U	YES																
Di-n-octyl phthalate	1.0		ug/L	U	YES																
Fluoranthene	0.20		ug/L	U	YES																
Fluorene	0.20		ug/L	U	YES																
Hexachlorobenzene	0.20		ug/L	U	YES																
Hexachlorobutadiene	1.0		ug/L	U	YES																
Hexachlorocyclopentadiene	10		ug/L	U	YES	R				R											J

Project Number and Name: 030240.0006 - Ravenna **Library Used:** Ravenna GW

* Overall result qualifier reflects summation of qualifiers added during automated data review and any qualifiers added manually for categories not assessed by automated data review

Sample Qualification Report with Reason Codes (All Results sorted by Client Sample ID)

Client Sample ID : FWGLL4mw-200C-0586-GW **Lab Report Batch :** A8A310102 **Lab ID :** STLCAN

Sample Date : 01/30/2008 **Analysis Type: RES** **Sample Matrix :** AQ

Lab Sample ID: A8A310102021

Reviewed By / Date : Angye Dragotta 3/14/2008 **Approved By / Date :** 3/19/08

Analyte Name	Result	Uncertainty / Error	Result Units	Lab Qual	Rep Res	Overall Qual*	Temp	HT	MB	LCS	MS	Lab Dup	Surr	Rep Limit	Moist Tot/Dis	Field QC	Tune	IC	ICV	CV / CCV	Reason Codes
Analysis Method : 8270C						**Dilution: 1**															
Hexachloroethane	1.0		ug/L	U	YES																
Indeno(1,2,3-cd)pyrene	0.20		ug/L	U	YES																
Isophorone	1.0		ug/L	U	YES																
Naphthalene	0.20		ug/L	U	YES																
Nitrobenzene	1.0		ug/L	U	YES																
N-nitroso-di-n-propylamine	1.0		ug/L	U	YES																
N-Nitrosodiphenylamine	1.0		ug/L	U	YES																
Pentachlorophenol	5.0		ug/L	U	YES	UJ															Pm
Phenanthrene	0.20		ug/L	U	YES																
Phenol	1.0		ug/L	U	YES																
Pyrene	0.20		ug/L	U	YES																
Analysis Method : 9012A						**Dilution: 1**															
Cyanide	0.010		mg/L	U	YES	UJ					UJ										H

* Overall result qualifier reflects summation of qualifiers added during automated data review and any qualifiers added manually for categories not assessed by automated data review

Sample Qualification Report with Reason Codes (All Results sorted by Client Sample ID)

Client Sample ID : FWGTEAM1-TRIP **Lab Report Batch :** A8A310102 **Lab ID :** STLCAN

Sample Date : 01/30/2008 **Analysis Type: RES** **Sample Matrix :** AQ

Lab Sample ID: A8A310102011

Reviewed By / Date : Angye Dragotta 3/14/2008 **Approved By / Date :** 3/19/08

Analyte Name	Result	Uncertainty / Error	Result Units	Lab Qual	Rep Res	Overall Qual*	Temp	HT	MB	LCS	MS	Lab Dup	Surr	Rep Limit	Moist Tot/Dis	Field QC	Tune	IC	ICV	CV / CCV	Reason Codes
Analysis Method : 8260B						**Dilution: 1**															
1,1,1-Trichloroethane	1.0		ug/L	U	YES																
1,1,2,2-Tetrachloroethane	1.0		ug/L	U	YES																
1,1,2-Trichloroethane	1.0		ug/L	U	YES																
1,1-Dichloroethane	1.0		ug/L	U	YES																
1,1-Dichloroethene	1.0		ug/L	U	YES																
1,2-Dibromoethane	1.0		ug/L	U	YES																
1,2-Dichloroethane	1.0		ug/L	U	YES																
1,2-Dichloroethene (total)	1.0		ug/L	U	YES																
1,2-Dichloropropane	1.0		ug/L	U	YES																
2-Butanone	10		ug/L	U	YES																
2-Hexanone	10		ug/L	U	YES	UJ															Pj
4-Methyl-2-pentanone	10		ug/L	U	YES	UJ															Pj
Acetone	5.7		ug/L	J	YES	J								J							Pj,L
Benzene	1.0		ug/L	U	YES																
Bromochloromethane	1.0		ug/L	U	YES																
Bromodichloromethane	1.0		ug/L	U	YES																
Bromoform	1.0		ug/L	U	YES																
Bromomethane	1.0		ug/L	U	YES																
Carbon disulfide	1.0		ug/L	U	YES																
Carbon tetrachloride	1.0		ug/L	U	YES																
Chlorobenzene	1.0		ug/L	U	YES																
Chloroethane	1.0		ug/L	U	YES																
Chloroform	1.0		ug/L	U	YES																
Chloromethane	1.0		ug/L	U	YES	R														R	Pj,W
cis-1,2-Dichloroethene	1.0		ug/L	U	YES																
cis-1,3-Dichloropropene	1.0		ug/L	U	YES																
Dibromochloromethane	1.0		ug/L	U	YES																
Ethylbenzene	1.0		ug/L	U	YES																
M&P-XYLENES	2.0		ug/L	U	YES																
Methylene chloride	0.65		ug/L	J	YES	J								J							L
o-Xylene	1.0		ug/L	U	YES																

* Overall result qualifier reflects summation of qualifiers added during automated data review and any qualifiers added manually for categories not assessed by automated data review

Sample Qualification Report with Reason Codes (All Results sorted by Client Sample ID)

Client Sample ID : FWGTEAM1-TRIP **Lab Report Batch :** A8A310102 **Lab ID :** STLCAN

Sample Date : 01/30/2008 **Analysis Type: RES** **Sample Matrix :** AQ

Lab Sample ID: A8A310102011

Reviewed By / Date : Angye Dragotta 3/14/2008 **Approved By / Date :** Heather Medley 3/15/08

Analyte Name	Result	Uncertainty / Error	Result Units	Lab Qual	Rep Res	Overall Qual*	Temp	HT	MB	LCS	MS	Lab Dup	Surr	Rep Limit	Moist Tot/Dis	Field QC	Tune	IC	ICV	CV / CCV	Reason Codes
Analysis Method : 8260B						**Dilution: 1**															
Styrene	1.0		ug/L	U	YES																
Tetrachloroethene	1.0		ug/L	U	YES																
Toluene	1.0		ug/L	U	YES																
TOTAL XYLENES	2.0		ug/L	U	YES																
trans-1,2-Dichloroethene	1.0		ug/L	U	YES																
trans-1,3-Dichloropropene	1.0		ug/L	U	YES																
Trichloroethene	1.0		ug/L	U	YES																
Vinyl chloride	1.0		ug/L	U	YES																

* Overall result qualifier reflects summation of qualifiers added during automated data review and any qualifiers added manually for categories not assessed by automated data review

Sample Qualification Report with Reason Codes (All Results sorted by Client Sample ID)

Client Sample ID : FWGTEAM2-TRIP **Lab Report Batch :** A8A310102 **Lab ID :** STLCAN

Sample Date : 01/30/2008 **Analysis Type: RES** **Sample Matrix :** AQ

Lab Sample ID: A8A310102012

Reviewed By / Date : Angye Dragotta 3/14/2008 **Approved By / Date :** Heather Medley 3/15/08

Analyte Name	Result	Uncertainty / Error	Result Units	Lab Qual	Rep Res	Overall Qual*	Temp	HT	MB	LCS	MS	Lab Dup	Surr	Rep Limit	Moist Tot/Dis	Field QC	Tune	IC	ICV	CV / CCV	Reason Codes
Analysis Method : 8260B						**Dilution: 1**															
1,1,1-Trichloroethane	1.0		ug/L	U	YES																
1,1,2,2-Tetrachloroethane	1.0		ug/L	U	YES																
1,1,2-Trichloroethane	1.0		ug/L	U	YES																
1,1-Dichloroethane	1.0		ug/L	U	YES																
1,1-Dichloroethene	1.0		ug/L	U	YES																
1,2-Dibromoethane	1.0		ug/L	U	YES																
1,2-Dichloroethane	1.0		ug/L	U	YES																
1,2-Dichloroethene (total)	1.0		ug/L	U	YES																
1,2-Dichloropropane	1.0		ug/L	U	YES																
2-Butanone	10		ug/L	U	YES																
2-Hexanone	10		ug/L	U	YES	UJ															Pj
4-Methyl-2-pentanone	10		ug/L	U	YES	UJ															Pj
Acetone	4.6		ug/L	J	YES	J								J							Pj,L
Benzene	1.0		ug/L	U	YES																
Bromochloromethane	1.0		ug/L	U	YES																
Bromodichloromethane	1.0		ug/L	U	YES																
Bromoform	1.0		ug/L	U	YES																
Bromomethane	1.0		ug/L	U	YES																
Carbon disulfide	1.0		ug/L	U	YES																
Carbon tetrachloride	1.0		ug/L	U	YES																
Chlorobenzene	1.0		ug/L	U	YES																
Chloroethane	1.0		ug/L	U	YES																
Chloroform	1.0		ug/L	U	YES																
Chloromethane	1.0		ug/L	U	YES	R														R	Pj,W
cis-1,2-Dichloroethene	1.0		ug/L	U	YES																
cis-1,3-Dichloropropene	1.0		ug/L	U	YES																
Dibromochloromethane	1.0		ug/L	U	YES																
Ethylbenzene	1.0		ug/L	U	YES																
M&P-XYLENES	2.0		ug/L	U	YES																
Methylene chloride	0.66		ug/L	J	YES	J								J							L
o-Xylene	1.0		ug/L	U	YES																

* Overall result qualifier reflects summation of qualifiers added during automated data review and any qualifiers added manually for categories not assessed by automated data review

Sample Qualification Report with Reason Codes (All Results sorted by Client Sample ID)

Client Sample ID : FWGTEAM2-TRIP **Lab Report Batch :** A8A310102 **Lab ID :** STLCAN

Sample Date : 01/30/2008 **Analysis Type: RES** **Sample Matrix :** AQ

Lab Sample ID: A8A310102012

Reviewed By / Date : Angye Dragotta 3/14/2008 **Approved By / Date :** Heather Medley 3/19/08

Analyte Name	Result	Uncertainty / Error	Result Units	Lab Qual	Rep Res	Overall Qual*	Temp	HT	MB	LCS	MS	Lab Dup	Surr	Rep Limit	Moist Tot/Dis	Field QC	Tune	IC	ICV	CV / CCV	Reason Codes
Analysis Method : 8260B						**Dilution: 1**															
Styrene	1.0		ug/L	U	YES																
Tetrachloroethene	1.0		ug/L	U	YES																
Toluene	1.0		ug/L	U	YES																
TOTAL XYLENES	2.0		ug/L	U	YES																
trans-1,2-Dichloroethene	1.0		ug/L	U	YES																
trans-1,3-Dichloropropene	1.0		ug/L	U	YES																
Trichloroethene	1.0		ug/L	U	YES																
Vinyl chloride	1.0		ug/L	U	YES																

* Overall result qualifier reflects summation of qualifiers added during automated data review and any qualifiers added manually for categories not assessed by automated data review

Sample Qualification Report with Reason Codes (All Results sorted by Client Sample ID)

Client Sample ID : FWGTEAM3-TRIP **Lab Report Batch :** A8A310102 **Lab ID :** STLCAN

Sample Date : 01/30/2008 **Analysis Type: RES** **Sample Matrix :** AQ

Lab Sample ID: A8A310102020

Reviewed By / Date : Angye Dragotta 3/14/2008 **Approved By / Date :** Heather Neelley 3/15/08

Analyte Name	Result	Uncertainty / Error	Result Units	Lab Qual	Rep Res	Overall Qual*	Temp	HT	MB	LCS	MS	Lab Dup	Surr	Rep Limit	Moist Tot/Dis	Field QC	Tune	IC	ICV	CV / CCV	Reason Codes
Analysis Method : 8260B						**Dilution: 1**															
1,1,1-Trichloroethane	1.0		ug/L	U	YES																
1,1,2,2-Tetrachloroethane	1.0		ug/L	U	YES																
1,1,2-Trichloroethane	1.0		ug/L	U	YES																
1,1-Dichloroethane	1.0		ug/L	U	YES																
1,1-Dichloroethene	1.0		ug/L	U	YES																
1,2-Dibromoethane	1.0		ug/L	U	YES																
1,2-Dichloroethane	1.0		ug/L	U	YES																
1,2-Dichloroethene (total)	1.0		ug/L	U	YES																
1,2-Dichloropropane	1.0		ug/L	U	YES																
2-Butanone	10		ug/L	U	YES																
2-Hexanone	10		ug/L	U	YES	UJ															Pj
4-Methyl-2-pentanone	10		ug/L	U	YES	UJ															Pj
Acetone	5.1		ug/L	J	YES	J								J							Pj,L
Benzene	1.0		ug/L	U	YES																
Bromochloromethane	1.0		ug/L	U	YES																
Bromodichloromethane	1.0		ug/L	U	YES																
Bromoform	1.0		ug/L	U	YES																
Bromomethane	1.0		ug/L	U	YES																
Carbon disulfide	1.0		ug/L	U	YES																
Carbon tetrachloride	1.0		ug/L	U	YES																
Chlorobenzene	1.0		ug/L	U	YES																
Chloroethane	1.0		ug/L	U	YES																
Chloroform	1.0		ug/L	U	YES																
Chloromethane	1.0		ug/L	U	YES	R														R	Pj,W
cis-1,2-Dichloroethene	1.0		ug/L	U	YES																
cis-1,3-Dichloropropene	1.0		ug/L	U	YES																
Dibromochloromethane	1.0		ug/L	U	YES																
Ethylbenzene	1.0		ug/L	U	YES																
M&P-XYLENES	2.0		ug/L	U	YES																
Methylene chloride	0.64		ug/L	J	YES	J								J							L
o-Xylene	1.0		ug/L	U	YES																

Project Number and Name: 030240.0006 - Ravenna **Library Used:** Ravenna GW

* Overall result qualifier reflects summation of qualifiers added during automated data review and any qualifiers added manually for categories not assessed by automated data review

Sample Qualification Report with Reason Codes (All Results sorted by Client Sample ID)

Client Sample ID : FWGTEAM3-TRIP **Lab Report Batch :** A8A310102 **Lab ID :** STLCAN

Sample Date : 01/30/2008 **Analysis Type: RES** **Sample Matrix :** AQ

Lab Sample ID: A8A310102020

Reviewed By / Date : Angye Dragotta 3/14/2008 **Approved By / Date :** Heather Medley 3/15/08

Analyte Name	Result	Uncertainty / Error	Result Units	Lab Qual	Rep Res	Overall Qual*	Temp	HT	MB	LCS	MS	Lab Dup	Surr	Rep Limit	Moist Tot/Dis	Field QC	Tune	IC	ICV	CV / CCV	Reason Codes
Analysis Method : 8260B						**Dilution: 1**															
Styrene	1.0		ug/L	U	YES																
Tetrachloroethene	1.0		ug/L	U	YES																
Toluene	1.0		ug/L	U	YES																
TOTAL XYLENES	2.0		ug/L	U	YES																
trans-1,2-Dichloroethene	1.0		ug/L	U	YES																
trans-1,3-Dichloropropene	1.0		ug/L	U	YES																
Trichloroethene	1.0		ug/L	U	YES																
Vinyl chloride	1.0		ug/L	U	YES																

* Overall result qualifier reflects summation of qualifiers added during automated data review and any qualifiers added manually for categories not assessed by automated data review

Sample Qualification Report with Reason Codes (All Results sorted by Client Sample ID)

Client Sample ID : FWGTEAM3-TRIP012908 **Lab Report Batch :** A8A310102 **Lab ID :** STLCAN

Sample Date : 01/29/2008 **Analysis Type: RES** **Sample Matrix :** AQ

Lab Sample ID: A8A310102032

Reviewed By / Date : Angye Dragotta 3/14/2008 **Approved By / Date :** Heather McCoy 3/19/08

Analyte Name	Result	Uncertainty / Error	Result Units	Lab Qual	Rep Res	Overall Qual*	Temp	HT	MB	LCS	MS	Lab Dup	Surr	Rep Limit	Moist Tot/Dis	Field QC	Tune	IC	ICV	CV / CCV	Reason Codes
Analysis Method : 8260B						**Dilution: 1**															
1,1,1-Trichloroethane	1.0		ug/L	U	YES																
1,1,2,2-Tetrachloroethane	1.0		ug/L	U	YES																
1,1,2-Trichloroethane	1.0		ug/L	U	YES																
1,1-Dichloroethane	1.0		ug/L	U	YES																
1,1-Dichloroethene	1.0		ug/L	U	YES																
1,2-Dibromoethane	1.0		ug/L	U	YES																
1,2-Dichloroethane	1.0		ug/L	U	YES																
1,2-Dichloroethene (total)	1.0		ug/L	U	YES																
1,2-Dichloropropane	1.0		ug/L	U	YES																
2-Butanone	10		ug/L	U	YES																
2-Hexanone	10		ug/L	U	YES	UJ															Pj
4-Methyl-2-pentanone	10		ug/L	U	YES	UJ															Pj
Acetone	5.1		ug/L	J	YES	J								J							Pj,L
Benzene	1.0		ug/L	U	YES																
Bromochloromethane	1.0		ug/L	U	YES																
Bromodichloromethane	1.0		ug/L	U	YES																
Bromoform	1.0		ug/L	U	YES																
Bromomethane	1.0		ug/L	U	YES																
Carbon disulfide	1.0		ug/L	U	YES																
Carbon tetrachloride	1.0		ug/L	U	YES																
Chlorobenzene	1.0		ug/L	U	YES																
Chloroethane	1.0		ug/L	U	YES																
Chloroform	1.0		ug/L	U	YES																
Chloromethane	1.0		ug/L	U	YES	R														R	Pj,W
cis-1,2-Dichloroethene	1.0		ug/L	U	YES																
cis-1,3-Dichloropropene	1.0		ug/L	U	YES																
Dibromochloromethane	1.0		ug/L	U	YES																
Ethylbenzene	1.0		ug/L	U	YES																
M&P-XYLENES	2.0		ug/L	U	YES																
Methylene chloride	0.61		ug/L	J	YES	J								J							L
o-Xylene	1.0		ug/L	U	YES																

* Overall result qualifier reflects summation of qualifiers added during automated data review and any qualifiers added manually for categories not assessed by automated data review

Sample Qualification Report with Reason Codes (All Results sorted by Client Sample ID)

Client Sample ID : FWGTEAM3-TRIP012908 **Lab Report Batch :** A8A310102 **Lab ID :** STLCAN

Sample Date : 01/29/2008 **Analysis Type: RES** **Sample Matrix :** AQ

Lab Sample ID: A8A310102032

Reviewed By / Date : Angye Dragotta 3/14/2008 **Approved By / Date :**

Analyte Name	Result	Uncertainty / Error	Result Units	Lab Qual	Rep Res	Overall Qual*	Temp	HT	MB	LCS	MS	Lab Dup	Surr	Rep Limit	Moist Tot/Dis	Field QC	Tune	IC	ICV	CV / CCV	Reason Codes
Analysis Method : 8260B						**Dilution: 1**															
Styrene	1.0		ug/L	U	YES																
Tetrachloroethene	1.0		ug/L	U	YES																
Toluene	1.0		ug/L	U	YES																
TOTAL XYLENES	2.0		ug/L	U	YES																
trans-1,2-Dichloroethene	1.0		ug/L	U	YES																
trans-1,3-Dichloropropene	1.0		ug/L	U	YES																
Trichloroethene	1.0		ug/L	U	YES																
Vinyl chloride	1.0		ug/L	U	YES																

* Overall result qualifier reflects summation of qualifiers added during automated data review and any qualifiers added manually for categories not assessed by automated data review

Reason Code Library: Example 1

Category	Code
Low Bias Indicator	-
High Bias Indicator	+
Temperature	A
Holding Times	
Sampling to Analysis	C
Sampling to Extraction	D
Extaction to Analysis	E
Method Blanks	F
Surrogate Recovery	G
MS/MSD	
MS/MSD Recovery	H
MS/MSD RPD	I
LCS	
LCS Recovery	J
LCS RPD	K
Reporting Limits	L
Field QC	
Field Blank	M
Equipment Blank	N
Trip Blank	O
Field Duplicate	P
Initial Calibration	
Initial Calibration RRF	Q
Initial Calibration RSD	R
Initial Calibration Cor. Coef	S
Initial Calibration Verification	
Initial Calibration Verificaton RRF	T
Initial CalibrationVerification %D	U
Continuing Calibration	
Continuing Calibraiton RRF	V
Continuing Calibration %D	W
GC/MS Tune	
GC/MS Tune for Initial Calibration	X
GC/MS Tune for Continuing Calibration	Y
Laboratory Duplicate	Z
Categories not Assessed by Automated Data Review*	
Internal Standards	Is
Calibration Blanks	Cb
Resolution Check Mixture	Rm
Performance Evaluation Mixture	Pm
Professional Judgement	Pj

* Qualifiers for data-review categories not assessed by automated data review are manually entered by the user. The application automaticallly adds reason codes listed here when the user manually adds qualifiers for these categories if the option for applying reason codes was selected during automated data review.

CASE NARRATIVE

A8A310102

The following report contains the analytical results for twenty-eight water samples and four quality control samples submitted to TestAmerica North Canton by Environmental Quality Mgt. Inc. from the RVAAP Site, project number 30240.0006PN. The samples were received January 31, 2008, according to documented sample acceptance procedures.

TestAmerica utilizes USEPA approved methods in all analytical work. The samples presented in this report were analyzed for the parameter(s) listed on the analytical methods summary page in accordance with the method(s) indicated. Preliminary results were provided to Eric Corbin and Heather Medley on February 19, 2008. A summary of QC data for these analyses is included at the back of the report.

TestAmerica North Canton attests to the validity of the laboratory data generated by TestAmerica facilities reported herein. All analyses performed by TestAmerica facilities were done using established laboratory SOPs that incorporate QA/QC procedures described in the applicable methods. TestAmerica's operations groups have reviewed the data for compliance with the laboratory QA/QC plan, and data have been found to be compliant with laboratory protocols unless otherwise noted below.

Any reference within this document to Severn Trent Laboratories, Inc. or STL, should be understood to refer to TestAmerica Laboratories, Inc. (formerly known as Severn Trent Laboratories, Inc.)

The test results in this report meet all NELAP requirements for parameters for which accreditation is required or available. Any exceptions to NELAP requirements are noted in this report. Pursuant to NELAP, this report may not be reproduced, except in full, without the written approval of the laboratory.

Please refer to the Quality Control Elements Narrative following this case narrative for additional quality control information.

If you have any questions, please call the Project Manager, Mark J. Loeb, at 330-497-9396.

This report is sequentially paginated. The final page of the report is labeled as "END OF REPORT."

SUPPLEMENTAL QC INFORMATION

SAMPLE RECEIVING

The coolers were received at temperatures ranging from 0.2 to 5.2°C.

CASE NARRATIVE (continued)

SAMPLE RECEIVING (continued)

See TestAmerica's Cooler Receipt Form for additional information.

GC/MS VOLATILES

Sample(s) FWGLL12mw-245C-0600-GW, FWGTEAM1-TRIP, FWGTEAM2-TRIP, FWGEQUIPRINSE3-0611-GW, FWGTEAM3-TRIP, FWGLL12mw-242C-0597-GW, and FWGTEAM3-TRIP012908 that contain results between the MDL and the RL were flagged with "J". There is a possibility of false positive or mis-identification at these quantitation levels. In analytical methods requiring confirmation of the analyte reported, confirmation was performed only down to the standard reporting limit (SRL). The acceptance criteria for QC samples may not be met at these quantitation levels.

GC/MS SEMIVOLATILES

Samples FWGLL12mw-245C-0600-GW and FWGLL1mw-063C-0565-GW contain results between the MDL and the RL that were flagged with "J". There is a possibility of false positive or mis-identification at these quantitation levels. In analytical methods requiring confirmation of the analyte reported, confirmation was performed only down to the standard reporting limit (SRL). The acceptance criteria for QC samples may not be met at these quantitation levels.

The matrix spike and/or matrix spike duplicate performed on sample FWGLL12mw-128C-0590-GW had recoveries for Benzoic acid and Hexachlorocyclopentadiene outside acceptance limits. No corrective action was required.

The Batch QC matrix spike/matrix spike duplicate for batch 8031405 had recoveries for 2-Nitrophenol, 2,4-Dichlorophenol, and 3-3'-Dichlorobenzidine outside acceptance limits. No corrective action was required.

Benzoic acid and Hexachlorocyclopentadiene were recovered low and outside of criteria in the LCS associated with QC batch 8031405. All samples in the batch were re-extracted. The re-extraction was performed outside the recommended holding time, but within 14 days from the time of sampling. Upon re-extraction and reanalysis the LCS failed recovery criteria for the same analytes. The original data was reported and no further corrective action was initiated.

The LCS associated with QC batch 8031405 had spike recoveries above acceptance criteria for 1,4-Dichlorobenzene. Since there were no hits detected in any of the associated samples for 1,4-Dichlorobenzene, no corrective action was necessary.

CASE NARRATIVE (continued)

GC/MS SEMIVOLATILES (continued)

Sample(s) FWGLL12mw-245C-0600-GW, FWGLL12mw-DUP4-0604-GW, FWGLL12mw-246C-0566-GW, FWGLL12mw-187C-0594-GW, FWGLL12mw-243C-0598-GW, FWGLL12mw-128C-0590-GW, FWGEQUIPRINSE3-0611-GW, and FWGLL1mw-063C-0565-GW had up to one surrogate recovery per fraction outside acceptance limits. However, since the recovery was greater than 10% and all associated QC met criteria, no corrective action was taken.

PESTICIDES-8081

Sample FWGLL1mw-063C-0565-GW contains results between the MDL and the RL that were flagged with "J". There is a possibility of false positive or mis-identification at these quantitation levels. In analytical methods requiring confirmation of the analyte reported, confirmation was performed only down to the standard reporting limit (SRL). The acceptance criteria for QC samples may not be met at these quantitation levels.

The reporting limits were adjusted for sample FWGLL1mw-063C-0565-GW, due to limited initial volume.

The Decachlorobiphenyl recovery was below 50%, but above 10% as per LCG criteria for samples FWGLL12mw-DUP4-0604-GW, FWGLL12mw-185C-0593-GW, FWGLL12mw-244C-0599-GW, FWGLL12mw-243C-0598-GW, FWGLL12mw-128C-0590-GW, FWGLL12mw-242C-0597-GW, FWGLL12mw-113C-0589-GW, and FWGLL1mw-063C-0565-GW.

POLYCHLORINATED BIPHENYLS-8082

For samples FWGLL12mw-DUP4-0604-GW, FWGLL12mw-185C-0593-GW, FWGLL12mw-244C-0599-GW, FWGLL12mw-243C-0598-GW, FWGLL12mw-128C-0590-GW, FWGLL12mw-242C-0597-GW, FWGLL12mw-113C-0589-GW, FWGLL1mw-063C-0565-GW, and the batch QC matrix spike duplicate, the recovery for one surrogate compound (Decachlorobiphenyl) is outside acceptance criteria below 50%, but greater than 10% per LCG Criteria. Since the method criterion is that one of two surrogate compounds must meet acceptance criteria, no corrective action was required.

The bracketing MRL failed high. Since the samples were non-detect (ND), no further corrective action was needed per LCG criteria.

CASE NARRATIVE (continued)

METALS

Sample(s) FWGLL12mw-245C-0600-GF, FWGLL12mw-DUP4-0604-GF, FWGLL12mw-185C-0593-GF, FWGLL12mw-244C-0599-GF, FWGLL12mw-246C-0566-GF, FWGLL12mw-187C-0594-GF, FWGLL12mw-243C-0598-GF, FWGEQUIPRINSE3-0611-GW, FWGLL4mw-200C-0586-GF, FWGLL12mw-242C-0597-GF, FWGLL12mw-113C-0589-GF, FWGLL1mw-063C-0565-GF that contain results between the MDL and the RL were flagged with "B". There is the possibility of false positive or mis-identification at these quantitation levels. The acceptance criteria for the ICB, CCB, and Method Blank are +/- the standard reporting limit (SRL).

Sample(s) FWGLL12mw-245C-0600-GF, FWGLL12mw-DUP4-0604-GF, FWGLL12mw-185C-0593-GF, FWGLL12mw-244C-0599-GF, FWGLL12mw-246C-0566-GF, FWGLL12mw-187C-0594-GF, FWGLL12mw-243C-0598-GF, FWGLL12mw-128C-0590-GF, FWGEQUIPRINSE3-0611-GW, FWGLL4mw-200C-0586-GF, FWGLL12mw-242C-0597-GF, FWGLL12mw-113C-0589-GF, FWGLL1mw-063C-0565-GF that contained concentrations of target analyte(s) at a reportable level in the associated Method Blank(s) were flagged with "J". Refer to the sample report pages for the affected analyte(s).

Matrix spike recovery and relative percent difference (RPD) data were not calculated for Iron for FWGLL12mw-128C-0590-GF due to the sample concentration reading greater than four times the spike amount. See the Matrix Spike Report for the affected analytes which will be flagged with "NC, MSB".

GENERAL CHEMISTRY

Sample(s) FWGLL12mw-244C-0599-GW, FWGLL12mw-128C-0590-GW, FWGEQUIPRINSE3-0611-GW, FWGLL12mw-242C-0597-GW, FWGLL12mw-113C-0589-GW, that contain results between the MDL and the RL were flagged with "B". There is the possibility of false positive or mis-identification at these quantitation levels. The acceptance criteria for the ICB, CCB, and Method Blank are +/- the standard reporting limit (SRL).

The matrix spike/matrix spike duplicate(s) for FWGLL12mw-128C-0590-GW had recoveries for Total Cyanide outside acceptance limits. However, since the associated method blank(s) and laboratory control sample(s) were in control, no corrective action was necessary.

The matrix spike/matrix spike duplicate(s) for batch(es) 8037341 had recoveries for Total Cyanide outside acceptance limits. However, since the associated method blank(s) and laboratory control sample(s) were in control, no corrective action was necessary.

CASE NARRATIVE (continued)

MANUAL INTEGRATION SUMMARY

Manual integrations were performed on samples(s) reported herein. A list of samples and analytes for which manual integration was necessary is provided following this Case Narrative.

QUALITY CONTROL ELEMENTS NARRATIVE

TestAmerica North Canton conducts a quality assurance/quality control (QA/QC) program designed to provide scientifically valid and legally defensible data. Toward this end, several types of quality control indicators are incorporated into the QA/QC program, which is described in detail in QA Policy, QA-003. These indicators are introduced into the sample testing process to provide a mechanism for the assessment of the analytical data.

QC BATCH

Environmental samples are taken through the testing process in groups called QUALITY CONTROL BATCHES (QC batches). A QC batch contains up to twenty environmental samples of a similar matrix (water, soil) that are processed using the same reagents and standards. TestAmerica North Canton requires that each environmental sample be associated with a QC batch.

Several quality control samples are included in each QC batch and are processed identically to the twenty environmental samples.

For SW846/RCRA methods, QC samples include a METHOD BLANK (MB), a LABORATORY CONTROL SAMPLE (LCS) and, where appropriate, a MATRIX SPIKE/MATRIX SPIKE DUPLICATE (MS/MSD) pair or a MATRIX SPIKE/SAMPLE DUPLICATE (MS/DU) pair. If there is insufficient sample to perform an MS/MSD or an MS/DU, then a LABORATORY CONTROL SAMPLE DUPLICATE (LCSD) is included in the QC batch.

For 600 series/CWA methods, QC samples include a METHOD BLANK (MB), a LABORATORY CONTROL SAMPLE (LCS) and, where appropriate, a MATRIX SPIKE (MS). An MS is prepared and analyzed at a 10% frequency for GC Methods and at a 5% frequency for GC/MS methods.

LABORATORY CONTROL SAMPLE

The Laboratory Control Sample is a QC sample that is created by adding known concentrations of a full or partial set of target analytes to a matrix similar to that of the environmental samples in the QC batch. Multi peak responders may not be included in the target spike list due to co-elution. The LCS analyte recovery results are used to monitor the analytical process and provide evidence that the laboratory is performing the method within acceptable guidelines. All control analytes indicated by a bold type in the LCS must meet acceptance criteria. Failure to meet the established recovery guidelines requires the repreparation and reanalysis of all samples in the QC batch. Comparison of only the failed parameters from the first batch are evaluated. The only exception to the rework requirement is that if the LCS recoveries are biased high and the associated sample is ND (non-detected) for the parameter(s) of interest, the batch is acceptable.

At times, a Laboratory Control Sample Duplicate (LCSD) is also included in the QC batch. An LCSD is a QC sample that is created and handled identically to the LCS. Analyte recovery data from the LCSD is assessed in the same way as that of the LCS. The LCSD recoveries, together with the LCS recoveries, are used to determine the reproducibility (precision) of the analytical system. Precision data are expressed as relative percent differences (RPDs). If the RPD fails for an LCS/LCSD and yet the recoveries are within acceptance criteria, the batch is still acceptable.

METHOD BLANK

The Method Blank is a QC sample consisting of all the reagents used in analyzing the environmental samples contained in the QC batch. Method Blank results are used to determine if interference or contamination in the analytical system could lead to the reporting of false positive data or elevated analyte concentrations. All target analytes must be below the reporting limits (RL) or the associated sample(s) must be ND except under the following circumstances:

- Common organic contaminants may be present at concentrations up to 5 times the reporting limits. Common metals contaminants may be present at concentrations up to 2 times the reporting limit, or the reported blank concentration must be twenty fold less than the concentration reported in the associated environmental samples. (See common laboratory contaminants listed in the table.)

Volatile (GC or GC/MS)	Semivolatile (GC/MS)	Metals ICP-MS	Metals ICP Trace
Methylene Chloride, Acetone, 2-Butanone	Phthalate Esters	Copper, Iron, Zinc, Lead, Calcium, Magnesium, Potassium, Sodium, Barium, Chromium, Manganese	Copper, Iron, Zinc, Lead

QUALITY CONTROL ELEMENTS NARRATIVE (continued)

- Organic blanks will be accepted if compounds detected in the blank are present in the associated samples at levels 10 times the blank level. Inorganic blanks will be accepted if elements detected in the blank are present in the associated samples at 20 times the blank level.

- Blanks will be accepted if the compounds/elements detected are not present in any of the associated environmental samples.

Failure to meet these Method Blank criteria requires the repreparation and reanalysis of all samples in the QC batch.

MATRIX SPIKE/MATRIX SPIKE DUPLICATE

A Matrix Spike and a Matrix Spike Duplicate are a pair of environmental samples to which known concentrations of a full or partial set of target analytes are added. The MS/MSD results are determined in the same manner as the results of the environmental sample used to prepare the MS/MSD. The analyte recoveries and the relative percent differences (RPDs) of the recoveries are calculated and used to evaluate the effect of the sample matrix on the analytical results. Due to the potential variability of the matrix of each sample, the MS/MSD results may not have an immediate bearing on any samples except the one spiked; therefore, the associated batch MS/MSD may not reflect the same compounds as the samples contained in the analytical report. When these MS/MSD results fail to meet acceptance criteria, the data is evaluated. If the LCS is within acceptance criteria, the batch is considered acceptable.

For certain methods, a Matrix Spike/Sample Duplicate (MS/DU) may be included in the QC batch in place of the MS/MSD. For the parameters (i.e. pH, ignitability) where it is not possible to prepare a spiked sample, a Sample Duplicate may be included in the QC batch. However, a Sample Duplicate is less likely to provide usable precision statistics depending on the likelihood of finding concentrations below the standard reporting limit. When the Sample Duplicate result fails to meet acceptance criteria, the data is evaluated.

For certain methods (600 series methods/CWA), a Matrix Spike is required in place of a Matrix Spike/Matrix Spike Duplicate (MS/MSD) or Matrix Spike/Sample Duplicate (MS/DU).

The acceptance criteria do not apply to samples that are diluted.

SURROGATE COMPOUNDS

In addition to these batch-related QC indicators, each organic environmental and QC sample is spiked with surrogate compounds. Surrogates are organic chemicals that behave similarly to the analytes of interest and that are rarely present in the environment. Surrogate recoveries are used to monitor the individual performance of a sample in the analytical system.

If surrogate recoveries are biased high in the LCS, LCSD, or the Method Blank, and the associated sample(s) are ND, the batch is acceptable. Otherwise, if the LCS, LCSD, or Method Blank surrogate(s) fail to meet recovery criteria, the entire sample batch is reprepared and reanalyzed. If the surrogate recoveries are outside criteria for environmental samples, the samples will be reprepared and reanalyzed unless there is objective evidence of matrix interference or if the sample dilution is greater than the threshold outlined in the associated method SOP.

The acceptance criteria do not apply to samples that are diluted. All other surrogate recoveries will be reported.

For the GC/MS BNA methods, the surrogate criterion is that two of the three surrogates for each fraction must meet acceptance criteria. The third surrogate must have a recovery of ten percent or greater.

For the Pesticide and PCB methods, the surrogate criterion is that one of two surrogate compounds must meet acceptance criteria. The second surrogate must have a recovery of 10% or greater.

TestAmerica North Canton Certifications and Approvals:

California (#01144CA), Connecticut (#PH-0590), Florida (#E87225),
Illinois (#200004), Kansas (#E10336), Minnesota (#39-999-348), New Jersey (#OH001), New York (#10975), OhioVAP (#CL0024), West Virginia (#210), Wisconsin (#999518190),NAVY, ARMY, USDA Soil Permit,

N:\QAQC\Customer Service\Narrative - Combined RCRA _CWA 061807.doc

From: Erik Corbin [ecorbin@eqm.com]
Sent: Tuesday, February 05, 2008 3:01 PM
To: Loeb, Mark
Cc: Heather Medley; Angye Dragotta
Subject: Re: A8A310102
Mark,

Per our discussion, please re-extract all samples from the associated batch with sufficient volume remaining. Obviously results for LL1-063 will have to be reported from the first run. However, it will be acceptable to report all target compounds from the re-extracted data, assuming all QC is acceptable. Please include a copy of this e-mail in the final data package.

Thank you for communicating this issue to us with sufficient hold time remaining - we appreciate it! We will work to reach some sort of agreeable scenario between all applicable parties regarding these two compounds prior to the next quarterly sampling event.

Thanks,

Erik Corbin

Environmental Quality Management, Inc.
513-825-7500 (voice)
513-825-7495 (fax)
ecorbin@eqm.com

The information contained in this electronic message is intended only for the use of the individual or entity to which it is address and may

Loeb, Mark wrote:

> Erik and Heather,
>
> The BNA LCS associated with QC Batch 8031405 shows recoveries for Benzoic acid (1.7 %) and Hexachlorocyclopentadiene (20 %) outside control limits and biased low. Benzoic acid is less than 10%.
>
> Due to insufficient sample volume, sample FWGLL1mw-063C-0565-GW (A8A310102-028) cannot be reextracted.
>
> Both Benzoic acid and Hexachlorocyclopentadiene have been noted as poor performers on a requested site specific variance list. TestAmerica realizes that, at this point, these variances have not been approved.
>
> I have attached a pdf of the data that has been entered thus far for this QC Batch. The data has not gone through second level review and is considered preliminary at this point. How should the lab proceed? Should the QC Batch be reextracted (with the exception of sample FWGLL1mw-063C-0565-GW)?
>
> Thanks,
>
> MJL
>
> **MARK J. LOEB**
> Project Manager
>
> TestAmerica
> THE LEADER IN ENVIRONMENTAL TESTING
>
> 4101 Shuffel Street, N.W.
> North Canton, OH 44720
> Tel 330-966-9387 / Fax 330-497-9772
> www.testamericainc.com

Confidentiality Notice: The information contained in this message is intended only for the use of the addressee, and may be confidential and/or privileged. If the reader of this message is not the intended recipient, or the employee or agent responsible to deliver it to the intended recipient, you are hereby notified that any dissemination, distribution or copying of this communication is strictly prohibited. If you have received this communication in error, please notify the sender immediately.

SAMPLE SUMMARY

A8A310102

WO #	SAMPLE#	CLIENT SAMPLE ID	SAMPLED DATE	SAMP TIME
KGCKT	001	FWGLL12mw-245C-0600-GW	01/30/08	09:10
KGCKX	002	FWGLL12mw-245C-0600-GF	01/30/08	09:10
KGCK0	003	FWGLL12mw-DUP4-0604-GW	01/30/08	09:10
KGCK4	004	FWGLL12mw-DUP4-0604-GF	01/30/08	09:10
KGCK6	005	FWGLL12mw-185C-0593-GW	01/30/08	11:45
KGCK9	006	FWGLL12mw-185C-0593-GF	01/30/08	11:45
KGCLD	007	FWGLL12mw-244C-0599-GW	01/30/08	13:20
KGCLF	008	FWGLL12mw-244C-0599-GF	01/30/08	13:20
KGCLG	009	FWGLL12mw-246C-0566-GW	01/30/08	15:30
KGCLL	010	FWGLL12mw-246C-0566-GF	01/30/08	15:30
KGCLM	011	FWGTEAM1-TRIP	01/30/08	08:00
KGCLN	012	FWGTEAM2-TRIP	01/30/08	08:00
KGCLP	013	FWGLL12mw-187C-0594-GW	01/30/08	09:50
KGCLV	014	FWGLL12mw-187C-0594-GF	01/30/08	09:50
KGCLW	015	FWGLL12mw-243C-0598-GW	01/30/08	11:30
KGCLX	016	FWGLL12mw-243C-0598-GF	01/30/08	11:30
KGCL0	017	FWGLL12mw-128C-0590-GW	01/30/08	13:15
KGCL5	018	FWGLL12mw-128C-0590-GF	01/30/08	13:15
KGCL8	019	FWGEQUIPRINSE3-0611-GW	01/30/08	15:15
KGCMA	020	FWGTEAM3-TRIP	01/30/08	08:00
KGCMM	021	FWGLL4mw-200C-0586-GW	01/30/08	09:10
KGCMN	022	FWGLL4mw-200C-0586-GF	01/30/08	09:10
KGCMQ	023	FWGLL12mw-242C-0597-GW	01/30/08	11:05
KGCMT	024	FWGLL12mw-242C-0597-GF	01/30/08	11:05
KGCMW	025	FWGLL12mw-113C-0589-GW	01/30/08	13:25
KGCM1	026	FWGLL12mw-113C-0589-GF	01/30/08	13:25
KGCM2	027	FWGLL1mw-063C-0565-GW	01/29/08	08:45
KGCNG	028	FWGLL1mw-063C-0565-GW	01/29/08	10:00
KGCNK	029	FWGLL1mw-063C-0565-GW	01/29/08	16:00
KGCNL	030	FWGLL1mw-063C-0565-GW	01/30/08	08:45
KGCNM	031	FWGLL1mw-063C-0565-GF	01/30/08	15:45
KGCNN	032	FWGTEAM3-TRIP012908	01/29/08	08:00

NOTE(S):

- The analytical results of the samples listed above are presented on the following pages.
- All calculations are performed before rounding to avoid round-off errors in calculated results.
- Results noted as "ND" were not detected at or above the stated limit.
- This report must not be reproduced, except in full, without the written approval of the laboratory.
- Results for the following parameters are never reported on a dry weight basis: color, corrosivity, density, flashpoint, ignitability, layers, odor, paint filter test, pH, porosity pressure, reactivity, redox potential, specific gravity, spot tests, solids, solubility, temperature, viscosity, and weight.

Chain of Custody Record

* COLD MADE SOME SEALS COME OFF, NOT RESTICK RR

SEVERN TRENT **STL** TestAmerica

Severn Trent Laboratories, Inc.

STL-4124 (0901)

Client: EDM	Project Manager: John Miller	Date:	Chain of Custody Number: 117215
Address: 1800 Carillon Blvd	Telephone Number (Area Code)/Fax Number: 513 825 7500 (fax 7495)	Lab Number: 330497 9396	Page 1 of 1
City: Cincinnati / State: OH / Zip Code: 45240	Site Contact: E CORBIN	Lab Contact: M LOEB	
Project Name and Location (State): RVAAP (OH) 30240.0006PM	Carrier/Waybill Number: Lab Pickup		
Contract/Purchase Order/Quote No.: PO# 12633			

Sample I.D. No. and Description (Containers for each sample may be combined on one line)	Date	Time	Matrix: Air	Aqueous	Sed.	Soil	Containers & Preservatives: Unpres.	H2SO4	HNO3	HCl	NaOH	ZnAc/NaOH	Analysis: VOC 8260	SVOC 8270	BNAs 8330	Pest 8081	PCB 8082	Cyanide 9012	Hexavalent Chromium 7196	Metals 6010/6020/7470	NO2/NO3 353.2	Special Instructions/ Conditions of Receipt
FWGLL12mw-245C-0600-GW	1/30/08	09:10		X			9	1		3	1		X	X	X	X	X	X	X		X	L786
FWGLL12mw-245C-0600-GF	1/30/08	09:10		X					1											X		L786
FWGLL12mw-DUP4-0604-GW	1/30/08	09:10		X			9	1		3	1		X	X	X	X	X	X	X		X	59714
FWGLL12mw-DUP4-0604-GF	1/30/08	09:10		X					1											X		59714
FWGLL12mw-185C-0593-GW	1/30/08	11:45		X			9	1		3	1		X	X	X	X	X	X	X		X	L625
FWGLL12mw-185C-0593-GF	1/30/08	11:45		X					1											X		L625
FWGLL12mw-244C-0599-GW	1/30/08	13:20		X			9	1		3	1		X	X	X	X	X	X	X		X	L639
FWGLL12mw-244C-0599-GF	1/30/08	13:20		X					1											X		L639
FWGLL12mw-246C-0566-GW	1/30/08	15:30		X			9	1		3	1		X	X	X	X	X	X	X		X	606
FWGLL12mw-246C-0566-GF	1/30/08	15:30		X					1											X		606
FWG Team 2 - Trip	1/30/08	08:00		X						3			X									X L786

Possible Hazard Identification

X Non-Hazard ☐ Flammable ☐ Skin Irritant ☐ Poison B ☐ Unknown

Sample Disposal

☐ Return To Client X Disposal By Lab ☐ Archive For _____ Months (A fee may be assessed if samples are retained longer than 1 month)

Turn Around Time Required

☐ 24 Hours ☐ 48 Hours ☐ 7 Days ☐ 14 Days X 21 Days ☐ Other Per SOW

QC Requirements (Specify): Metals were field filtered

1. Relinquished By	Date: 1-30-08	Time: 1642	1. Received By: Rick Tobacco	Date: 1-30-08	Time: 1642
2. Relinquished By: Rick Tobacco	Date: 1-30-08	Time: 1755	2. Received By: Mary Jem TALNK	Date: 31 JAN 08	Time: 0700
3. Relinquished By	Date:	Time:	3. Received By	Date:	Time:

Comments

Temps may not meet requirements if sample collection is close to laboratory uptime.

All VOAs in cooler #L786. Cooler ID# L786, 59714, L625, L639, 606

DISTRIBUTION: WHITE - Returned to Client with Report; CANARY - Stays with the Sample; PINK - Field Copy

TestAmerica North Canton

34

[redacted]

Chain of Custody Record

STL-4124 (0901)

SEVERN TRENT **STL**
Severn Trent Laboratories, Inc.

Test America

35

Client: EPM	Project Manager: John Miller	Date: 1-30-08	Chain of Custody Number: 336181
Address: 1800 CARILLON BLVD	Telephone Number (Area Code)/Fax Number: 513 825 1500	Lab Number: 3304979396	Page 1 of 1
City: Cincinnati; State: OH; Zip Code: 45240	Site Contact: E Corbin; Lab Contact: M Loeb		
Project Name and Location (State): RVAAP (OH) 30240.0006 PN	Carrier/Waybill Number: Lab pickup		
Contract/Purchase Order/Quote No.: PO# 12633			

Analysis (Attach list if more space is needed)

Sample I.D. No. and Description (Containers for each sample may be combined on one line)	Date	Time	Matrix: Air	Aqueous	Sed.	Soil	Containers & Preservatives: Unpres.	H2SO4	HNO3	HCl	NaOH	ZnAc/NaOH	VOC 8260	SVOC 8270	EPHO 8330	Pest 8081	PCB 8082	Cyanide 9012	Propellant	NO2 NO3	Metals 6010/6020 7470	Special Instructions/ Conditions of Receipt: Cooler ID #
FWG Team 2 - Trip	1-30-08	0800		X						2			X									L318
FWGLL12mw-187C-0594-GW		0950		X			9	1		3	1		X	X	X	X	X	X	X	X		L526
FWGLL12mw-187C-0594-GF		0950		X					1												X	L526
FWGLL12mw-243C-0598-GW		1130		X			9	1		3	1		X	X	X	X	X	X	X	X		L318
FWGLL12mw-243C-0598-GF		1130		X					1												X	L318
FWGLL12mw-128C-0590-GW		1315		X			27	3		9	3		X	X	X	X	X	X	X	X		MSMSD L384, L764, L524
FWGLL12mw-128C-0590-GF		1315		X					3												X	MSMSD L384, L764, L524
FWGEQUIP Rinse 3-0611-GW	1-30-08	1515		X			9	1	1	3	1		X	X	X	X	X	X	X	X	X	L249

Possible Hazard Identification: ☒ Non-Hazard ☐ Flammable ☐ Skin Irritant ☐ Poison B ☐ Unknown

Sample Disposal: ☐ Return To Client ☒ Disposal By Lab ☐ Archive For ____ Months (A fee may be assessed if samples are retained longer than 1 month)

Turn Around Time Required: ☐ 24 Hours ☐ 48 Hours ☐ 7 Days ☐ 14 Days ☒ 21 Days ☐ Other Per SOW

QC Requirements (Specify): Metals were field filtered

	Date	Time		Date	Time
1. Relinquished By: [signature]	1-30-08	1642	1. Received By: Rick Robison	1-30-08	1642
2. Relinquished By: Rick Robison	1-30-08	1755	2. Received By: [signature] TAL NC	31 Jan 08	0700
3. Relinquished By:			3. Received By:		

Comments: Cooler ID# L318, L384, L524, L249

All VOAs in Cooler L318

DISTRIBUTION: WHITE - Returned to Client with Report; CANARY - Stays with the Sample; PINK - Field Copy

TestAmerica North Canton

Chain of Custody Record

Questions CALL E. CORBIN / J Miller @ EQM for clarifications.

SEVERN TRENT **STL**
Severn Trent Laboratories, Inc. / Test America

STL-4124 (0901)

Client: EQM	Project Manager: John Miller	Date: 1-30-08	Chain of Custody Number: 117232
Address: 1800 Carillon blvd	Telephone Number (Area Code)/Fax Number: 513 825 7500 (fax 7495)	Lab Number: 3304979396	Page 1 of 1
City: Cincinnati; State: OH; Zip Code: 45240	Site Contact: E CORBIN; Lab Contact: M LOEB		
Project Name and Location (State): RVAAP (OH) 30240.0006PN	Carrier/Waybill Number: LAB PICK UP		
Contract/Purchase Order/Quote No.: PO# 12633			

Analysis (Attach list if more space is needed)

Sample I.D. No. and Description (Containers for each sample may be combined on one line)	Date	Time	Matrix: Air	Aqueous	Sed.	Soil	Containers & Preservatives: Unpres.	H2SO4	HNO3	HCl	NaOH	ZnAc/NaOH	VOC 8260	SVOC 8270	EXPO 8330	Pest 8081	PCB 8082	Cyanide 9012	Propellants	Metals 6010/6020 7470	Special Instructions/ Conditions of Receipt
FWGLL1mw-063C-0565-GW	1-29-08	0845		X			1			2			X		X						
" "	1-29-08	1000		X			1							X							minimum volumes
" "	1-29-08	1600		X			1									X					collected in sufficient
" "	1-30-08	0845		X			1				1						X	X			volume
" "	1-30-08	1210		X			1												X		
FWGLL1mw-063C-0565-GF	1-30-08	1545		X			1													X	
FWG Team3-TRIP012908	1-29-08	0800		X						2			X								NOT FILTERED YET.

Possible Hazard Identification: [X] Non-Hazard [ ] Flammable [ ] Skin Irritant [ ] Poison B [ ] Unknown

Sample Disposal: [ ] Return To Client [X] Disposal By Lab [ ] Archive For ____ Months (A fee may be assessed if samples are retained longer than 1 month)

Turn Around Time Required: [ ] 24 Hours [ ] 48 Hours [ ] 7 Days [ ] 14 Days [X] 21 Days [ ] Other Per SOW

QC Requirements (Specify): Metals were NOT filtered, FILTER + PRESERVE AT LAB!

	Date	Time
1. Relinquished By: [signature] / RVAAP FRIDGE 1	1-29-08	1800
2. Relinquished By: [signature]	1-30-08	1642
3. Relinquished By: Rick Robson	1-30-08	1755

	Date	Time
1. Received By: [signature] / RVAAP FRIDGE 1	1-30-08	0800
2. Received By: Rick Robson	1-30-08	1642
3. Received By: [signature] TAL NC	31 JAN 08	0700

Comments: Temps may not meet requirements if sample collection close to lab pick up time.

DISTRIBUTION: WHITE - Returned to Client with Report; CANARY - Stays with the Sample; PINK - Field Copy

Cooler ID# 220

TestAmerica North Canton

36

[redacted]

Chain of Custody Record

STL-4124 (0901)

SEVERN TRENT **STL** / Test America

Severn Trent Laboratories, Inc.

37

Client: ELPM	Project Manager: John Miller	Date: 1-30-08	Chain of Custody Number: 117214
Address: 1800 Carillon blvd	Telephone Number (Area Code)/Fax Number: 513 825 7500 (fax 7495)	Lab Number: 330 497 9394	Page 1 of 1
City: Cincinnati; State: OH; Zip Code: 45240	Site Contact: E Corbin; Lab Contact: M Loeb		
Project Name and Location (State): RVAAP (OH) 30240.0006 PM	Carrier/Waybill Number: Lab pickup		
Contract/Purchase Order/Quote No.: PO# 12633			

Sample I.D. No. and Description (Containers for each sample may be combined on one line)	Date	Time	Matrix: Air	Aqueous	Sed.	Soil	Containers & Preservatives: Unpres.	H2SO4	HNO3	HCl	NaOH	ZnAc/NaOH	Analysis (Attach list if more space is needed): VOC 8260	SVOC 8270	EPLD 8330	Pest 8081	PCB 8082	Cyanide 9012	Propellants	Metals 6010/6020 7470	NO3 NO2	Special Instructions/ Conditions of Receipt
FWG Team 3 - Trip	1-30-08	0800		X						2			X									L468
FWGLL4MW-200C-0586-GW/GF	↓	0910		X			9		1	3	1		X	X	X	X	X	X	X	X	~~X~~	L10-1
FWGLL12MW-242C-0597-GW/GF	↓	1105		X			9	1	1	3	1		X	X	X	X	X	X	X	X	X	L414
FWGLL12MW-113C-0589-GW/GF	1-30-08	1325		X			9	1	1	3	1		X	X	X	X	X	X	X	X	X	L468

Possible Hazard Identification: [X] Non-Hazard [ ] Flammable [ ] Skin Irritant [ ] Poison B [ ] Unknown

Sample Disposal: [ ] Return To Client [X] Disposal By Lab [ ] Archive For ____ Months (A fee may be assessed if samples are retained longer than 1 month)

Turn Around Time Required: [ ] 24 Hours [ ] 48 Hours [ ] 7 Days [ ] 14 Days [X] 21 Days [ ] Other Per SOW

QC Requirements (Specify): Metals were field filtered.

	Date	Time		Date	Time
1. Relinquished By: [signature]	1-30-08	1642	1. Received By: Rick Robison	1-30-08	1642
2. Relinquished By: Rick Robison	1-30-08	1755	2. Received By: [signature] TAL/NC	31 JAN 08	0700
3. Relinquished By:			3. Received By:		

Comments: Temps may not meet requirements if sample collection is close to lab pick up time.

DISTRIBUTION: WHITE - Returned to Client with Report; CANARY - Stays with the Sample; PINK - Field Copy

ALL VOA in L468 COOLER ID# 1414 L468 [illegible]

TestAmerica North Canton

GCMS VOLATILE DATA

Ravenna, OH Data Review Checklist

Project Number: 030240.0006.05
Sample Event: January 2008
Data Reviewer/Date: Angye Dragotta/March 7, 2008

SDG: A8A310102 R0
Analysis: SW846 8260B

Review Questions:	Yes	No	N/A	Comments	Qual/Criteria
1. Did Chain-of-Custody information agree with laboratory report?	✓			COC#: 117215,336181,117232 and 117214;	
2. Were samples preserved properly and received in good condition?	✓			Sample coolers were received between 0.2 and 5.2°C. Upon receipt, it was documented by the laboratory, that the samples were not frozen and received in good condition. No qualifications were made to sample results based on temperatures less than 2°C.	QAPP Table 4-2, NELAC
3. Were holding times met?	✓			Samples collected 1/29/08 and 1/30/08 and analyzed on 2/5/08.	QAPP Table 4-2 J/UJ/R
4. Were sample storage requirements met?	✓				QAPP Table 4-2
5. Were QAPP specified PQLs achieved?	✓				QAPP Table 3.3
6. Were all QAPP-specified target analytes reported?	✓				QAPP Table 3-3
7. Was the GC/MS system tuned with bromofluorobenzene (BFB)?	✓				LCG Table 1
8. Was the criteria met during each 12 hour shift (prior to ICAL and Cal Ver.)?	✓			1/21/08@0940 and 2/5/08 @ 0813	SW846 8260B 7.3.1
9. Did the initial calibration curve consist of 5 concentration levels?	✓			1/21/08 Instrument A3UX16 stds – 5, 10, 25, 50, 100, 200 ng on column	LCG Table 1 R
10. Did the Calibration Check Compounds (CCCs) (see Table 1 below) relative standard deviations (%RSD) ≤ 30%?	✓				LCG Table 1 R
11. Were the minimum response factors (RFs) for the System Performance Check Compounds (SPCCs) (see Table 2 below) met?	✓				LCG Table 1
12. Were all other target analytes ≤ 15% RSD? OR Was the average RSD ≤ 15%? Was a different calibration option used?	✓			Acetone used a weighted linear curve.	LCG Table 1 15% <RSD< 20% = J/UJ
13. If a linear regression curve was used, was the correlation coefficient r≥0.99?	✓			The correlation coefficient was ≥0.99. No qualifications were made since the correlation coefficient was acceptable.	LCG Table 1 R<0.99=-J/R
14. Was a MDL Level Verification performed once per quarter with all target analytes detected?	✓			1/29/08@1020	LCG Table 1 R

Ravenna, OH Data Review Checklist

Project Number: 030240.0006.05
Sample Event: January 2008
Data Reviewer/Date: Angye Dragotta/March 7, 2008

SDG: A8A310102 R0
Analysis: SW846 8260B

Review Questions:	Yes	No	N/A	Comments	Qual/Criteria
15. Was a MRL Level Verification run at the beginning and end of every daily sequence or every 12 hours?	✓			2/5/08 @ 1018,1920	LCG Table 1
16. Were the QC/MRL recoveries 70-130%?		✓		Opening MRL had Acetone %R = 47.13%, chloromethane %R = 67.2%, 4-methyl-2-pentanone at 64.35% and 2-hexanone at 67.3%. The results for chloromethane, 4-methyl-2-pentanone, and 2-hexanone were qualified estimated "J" for detected results and "UJ" for non-detected results. Acetone results were qualified estimated "J" for detected results and non-usable "R" for non-detected results Closing MRL- All target analytes recovered within acceptance criteria.	LCG Table 1 >130%=J; 70-60%=J/UJ; <60%=J/R
17. Was a second source verification (ICV) analyzed after the ICAL? Were results 80-120%?	✓			1/21/08@1229	LCG Table 1 >120%=J; 60-80%=J/UJ; <60%=J/R
18. Was a CCV run every 12 hours?	✓			2/5/08@0855	LCG Table 1
19. Did the CCCs have a %Difference < 20%?	✓				LCG Table 1
20. Were the minimum RFs for the SPCCs within limits?	✓				LCG Table 1
21. Was the average of all target analytes ≤ 20%D with a maximum D for each target analyte ≤30%?	✓			CCV analyzed 2/5/08@0855 had 2-butanone %D=23.4% and chloromethane %D=30.76%, no qualifications made to 2-butanone as average %D <20%. Detected sample results for chloromethane flagged as estimated, "J" and non-detects flagged unusable, "R".	LCG Table 1 Avg D>20% and D>30% =R; Avg %D<20% and D> 30% neg. =J D>30% (neg) = J/R D>30% (pos) = J
22. Were the internal standards added to every sample?	✓				LCG Table 1
23. Were the retention times for all IS compounds within ±30 seconds from the RT of the mid-point standard in the ICAL?	✓				LCG Table 1 R
24. Was the EICP area between -50% and +100% of the ICAL mid-point standard?	✓				LCG Table 1 R
25. Was a method blank prepared and analyzed with each batch?	✓				LCG Table 1

Ravenna, OH Data Review Checklist

Project Number: 030240.0006.05
Sample Event: January 2008
Data Reviewer/Date: Angye Dragotta/March 7, 2008

SDG: A8A310102 R0
Analysis: SW846 8260B

Review Questions:	Yes	No	N/A	Comments	Qual/Criteria
26. Were target analytes detected in the method blank at >1/2 the MRL?		✓		There were no detections.	LCG Table 1 <5/10X =B
27. Was a field blank (equipment and/or trip) collected and analyzed?	✓				
28. Were target analytes detected in the field blank analyses >1/2 the MRL?		✓		**FWGTeam1-Trip** had acetone detected at 5.7 ug/L and methylene chloride detected at 0.65 ug/L. There were no qualifications made for methylene chloride because the contamination was less than ½ the MRL (2 ppb). There were no detected results for acetone; therefore no qualifications were made. **FWGTeam2-Trip** had acetone detected at 4.6 ug/L and methylene chloride detected at 0.66 ug/L. There were no qualifications made because the contamination was less than ½ the MRL (10 ppb and 2.0 ppb, respectively). **FWGEQUIPRinse3-0611-GW** had acetone detected at 1.1 ug/L, 2-Butanone at 3.9 ug/L and toluene at 3.0 ug/L. There were no qualifications made for acetone and 2-butanone because the contamination was less than ½ the MRL (10 ppb and 10 ppb, respectively). FWGLL12mw-242c-0597-GW had toluene detected at 0.71ug/L and was flagged, "B" due to blank contamination. **FWGTeam3-Trip** had acetone detected at 5.1 ug/L and methylene chloride detected at 0.64 ug/L. There were no qualifications made for methylene chloride because the contamination was less than ½ the MRL (2 ppb). There were no detected results for acetone; therefore no qualifications were made. **FWGTeam3-Trip012908** had acetone detected at 5.1 ug/L and methylene chloride detected at 0.61ug/L. There were no qualifications made for methylene chloride because the contamination was less than ½ the MRL (2 ppb). There were no detected results for acetone; therefore no qualifications were made.	<5/10X =B
29. Was a field duplicate analyzed?	✓			FWGLL12mw-DUP4-0604-GW was a field duplicate for FWGLL12mw-245C-0600-GW.	
30. Were the Field duplicates RPDs within ±30%?	✓				QAPP Table 3-2 RPD >30=J
31. Was a LCS prepared and analyzed with each batch?	✓			An LCSD was analyzed and reported;	LCG Table 1
32. Were the LCS recoveries within limits specified in Appendix C of the LCG?	✓				LCG Appendix C >UL=J;

Ravenna, OH Data Review Checklist

Project Number: 030240.0006.05
Sample Event: January 2008
Data Reviewer/Date: Angye Dragotta/March 7, 2008

SDG: A8A310102 R0
Analysis: SW846 8260B

Review Questions:	Yes	No	N/A	Comments	Qual/Criteria
					30%-LL=J/UJ; <30%=J/R
33. Was a MS/MSD prepared with each batch?	✓				LCG Table 1
34. Was the MS/MSD parent sample a Ravenna sample?	✓			Sample FWGLL12mw-128c-0590-GW was the parent.	
35. Were MS/MSD recoveries 70-130% and RPD values ≤20%?	✓				LCG Table 1 Pj
36. Were surrogate recoveries 50-150%?	✓				LCG Table 1 >150%=J; 10% -50%=J/UJ; <10%=J/R
37. Were reported sample concentrations within calibration range?	✓				
38. Were laboratory-generated Quality Control Exception Reports issued? If yes, summarize contents.		✓			
39. Were lab comments included in report? If yes, summarize contents.	✓			*Comments on MRL outliers.*	

References:

Louisville Chemistry Guidelines (LCG), USACE June 2002 version 5; Section I "Chemical Analysis Criteria" Table 1 and Attachment A "Data Validation Guidelines:

Final Quality Assurance Project Plan (QAPP) Addendum for the Facility-Wide Groundwater Monitoring Program Ravenna Army Ammunition Plant, Ravenna, OH, Portage Environmental September 2004

Additional Comments:

Table1- CCCs

Analyte
1,1-Dichloroethene
Chloroform

Table 2- SPCCs

Analyte	Minimum RF
Chloromethane	0.10
1,1-Dichlorethane	0.10

Project Number: 030240.0006.05
Sample Event: January 2008
Data Reviewer/Date: Angye Dragotta/March 7, 2008

SDG: A8A310102 R0
Analysis: SW846 8260B

1,2-Dichloropropane	
Toluene	
Ethylbenzene	
Vinyl chloride	

Bromoform	0.10
Chlorobenzene	0.30
1,1,2,2-Tetrachloroethane	0.30

Environmental Quality Mgt., Inc.

Client Sample ID: FWGLL12mw-245C-0600-GW

GC/MS Volatiles

Lot-Sample #...: A8A310102-001 **Work Order #...:** KGCKT1AA **Matrix.....:** WG
Date Sampled...: 01/30/08 09:10 **Date Received..:** 01/31/08
Prep Date.....: 02/05/08 **Analysis Date..:** 02/05/08
Prep Batch #...: 8036212
Dilution Factor: 1 **Initial Wgt/Vol:** 5 mL **Final Wgt/Vol..:** 5 mL
Method.....: SW846 8260B

PARAMETER	RESULT	REPORTING LIMIT	UNITS	MDL
Bromochloromethane	ND	1.0	ug/L	0.29
1,2-Dibromoethane	ND	1.0	ug/L	0.24
o-Xylene	ND	1.0	ug/L	0.14
m-Xylene & p-Xylene	ND	2.0	ug/L	0.24
cis-1,2-Dichloroethene	ND	1.0	ug/L	0.17
trans-1,2-Dichloroethene	ND	1.0	ug/L	0.19
Chloromethane	ND	1.0	ug/L	0.30
Bromomethane	ND	1.0	ug/L	0.41
Vinyl chloride	ND	1.0	ug/L	0.22
Chloroethane	ND	1.0	ug/L	0.29
Methylene chloride	ND	2.0	ug/L	0.33
Acetone	ND	10	ug/L	1.1
Carbon disulfide	ND	1.0	ug/L	0.13
1,1-Dichloroethene	ND	1.0	ug/L	0.19
1,1-Dichloroethane	ND	1.0	ug/L	0.15
1,2-Dichloroethene (total)	ND	1.0	ug/L	0.34
Chloroform	ND	1.0	ug/L	0.16
1,2-Dichloroethane	ND	1.0	ug/L	0.22
2-Butanone	ND	10	ug/L	0.57
1,1,1-Trichloroethane	ND	1.0	ug/L	0.22
Carbon tetrachloride	ND	1.0	ug/L	0.13
Bromodichloromethane	ND	1.0	ug/L	0.15
1,2-Dichloropropane	ND	1.0	ug/L	0.18
cis-1,3-Dichloropropene	ND	1.0	ug/L	0.14
Trichloroethene	ND	1.0	ug/L	0.17
Dibromochloromethane	ND	1.0	ug/L	0.18
1,1,2-Trichloroethane	ND	1.0	ug/L	0.27
Benzene	ND	1.0	ug/L	0.13
trans-1,3-Dichloropropene	ND	1.0	ug/L	0.19
Bromoform	ND	1.0	ug/L	0.64
4-Methyl-2-pentanone	ND	10	ug/L	0.32
2-Hexanone	ND	10	ug/L	0.41
Tetrachloroethene	ND	1.0	ug/L	0.29
1,1,2,2-Tetrachloroethane	ND	1.0	ug/L	0.18
Toluene	ND	1.0	ug/L	0.13
Chlorobenzene	ND	1.0	ug/L	0.15
Ethylbenzene	ND	1.0	ug/L	0.17

(Continued on next page)

Environmental Quality Mgt., Inc.

Client Sample ID: FWGLL12mw-245C-0600-GW

GC/MS Volatiles

Lot-Sample #...: A8A310102-001 **Work Order #...:** KGCKT1AA **Matrix.....:** WG

PARAMETER	RESULT	REPORTING LIMIT	UNITS	MDL
Styrene	ND	1.0	ug/L	0.11
Xylenes (total)	ND	2.0	ug/L	0.28

SURROGATE	PERCENT RECOVERY	RECOVERY LIMITS
Dibromofluoromethane	89	(50 - 150)
1,2-Dichloroethane-d4	86	(50 - 150)
Toluene-d8	90	(50 - 150)
4-Bromofluorobenzene	93	(50 - 150)

Environmental Quality Mgt., Inc.

Client Sample ID: FWGLL12mw-DUP4-0604-GW

GC/MS Volatiles

Lot-Sample #...: A8A310102-003 **Work Order #...:** KGCK01AA **Matrix.....:** WG
Date Sampled...: 01/30/08 09:10 **Date Received..:** 01/31/08
Prep Date.....: 02/05/08 **Analysis Date..:** 02/05/08
Prep Batch #...: 8036212
Dilution Factor: 1 **Initial Wgt/Vol:** 5 mL **Final Wgt/Vol..:** 5 mL
Method.....: SW846 8260B

PARAMETER	RESULT	REPORTING LIMIT	UNITS	MDL
Bromochloromethane	ND	1.0	ug/L	0.29
1,2-Dibromoethane	ND	1.0	ug/L	0.24
o-Xylene	ND	1.0	ug/L	0.14
m-Xylene & p-Xylene	ND	2.0	ug/L	0.24
cis-1,2-Dichloroethene	ND	1.0	ug/L	0.17
trans-1,2-Dichloroethene	ND	1.0	ug/L	0.19
Chloromethane	ND	1.0	ug/L	0.30
Bromomethane	ND	1.0	ug/L	0.41
Vinyl chloride	ND	1.0	ug/L	0.22
Chloroethane	ND	1.0	ug/L	0.29
Methylene chloride	ND	2.0	ug/L	0.33
Acetone	ND	10	ug/L	1.1
Carbon disulfide	ND	1.0	ug/L	0.13
1,1-Dichloroethene	ND	1.0	ug/L	0.19
1,1-Dichloroethane	ND	1.0	ug/L	0.15
1,2-Dichloroethene (total)	ND	1.0	ug/L	0.34
Chloroform	ND	1.0	ug/L	0.16
1,2-Dichloroethane	ND	1.0	ug/L	0.22
2-Butanone	ND	10	ug/L	0.57
1,1,1-Trichloroethane	ND	1.0	ug/L	0.22
Carbon tetrachloride	ND	1.0	ug/L	0.13
Bromodichloromethane	ND	1.0	ug/L	0.15
1,2-Dichloropropane	ND	1.0	ug/L	0.18
cis-1,3-Dichloropropene	ND	1.0	ug/L	0.14
Trichloroethene	ND	1.0	ug/L	0.17
Dibromochloromethane	ND	1.0	ug/L	0.18
1,1,2-Trichloroethane	ND	1.0	ug/L	0.27
Benzene	ND	1.0	ug/L	0.13
trans-1,3-Dichloropropene	ND	1.0	ug/L	0.19
Bromoform	ND	1.0	ug/L	0.64
4-Methyl-2-pentanone	ND	10	ug/L	0.32
2-Hexanone	ND	10	ug/L	0.41
Tetrachloroethene	ND	1.0	ug/L	0.29
1,1,2,2-Tetrachloroethane	ND	1.0	ug/L	0.18
Toluene	ND	1.0	ug/L	0.13
Chlorobenzene	ND	1.0	ug/L	0.15
Ethylbenzene	ND	1.0	ug/L	0.17

(Continued on next page)

Environmental Quality Mgt., Inc.

Client Sample ID: FWGLL12mw-DUP4-0604-GW

GC/MS Volatiles

Lot-Sample #...: A8A310102-003 **Work Order #...:** KGCK01AA **Matrix.....:** WG

PARAMETER	RESULT	REPORTING LIMIT	UNITS	MDL
Styrene	ND	1.0	ug/L	0.11
Xylenes (total)	ND	2.0	ug/L	0.28

SURROGATE	PERCENT RECOVERY	RECOVERY LIMITS
Dibromofluoromethane	90	(50 - 150)
1,2-Dichloroethane-d4	86	(50 - 150)
Toluene-d8	90	(50 - 150)
4-Bromofluorobenzene	92	(50 - 150)

Environmental Quality Mgt., Inc.

Client Sample ID: FWGLL12mw-185C-0593-GW

GC/MS Volatiles

Lot-Sample #...: A8A310102-005 **Work Order #...:** KGCK61AA **Matrix.....:** WG
Date Sampled...: 01/30/08 11:45 **Date Received..:** 01/31/08
Prep Date.....: 02/05/08 **Analysis Date..:** 02/05/08
Prep Batch #...: 8036212
Dilution Factor: 1 **Initial Wgt/Vol:** 5 mL **Final Wgt/Vol..:** 5 mL
Method.....: SW846 8260B

PARAMETER	RESULT	REPORTING LIMIT	UNITS	MDL
Bromochloromethane	ND	1.0	ug/L	0.29
1,2-Dibromoethane	ND	1.0	ug/L	0.24
o-Xylene	ND	1.0	ug/L	0.14
m-Xylene & p-Xylene	ND	2.0	ug/L	0.24
cis-1,2-Dichloroethene	ND	1.0	ug/L	0.17
trans-1,2-Dichloroethene	ND	1.0	ug/L	0.19
Chloromethane	ND	1.0	ug/L	0.30
Bromomethane	ND	1.0	ug/L	0.41
Vinyl chloride	ND	1.0	ug/L	0.22
Chloroethane	ND	1.0	ug/L	0.29
Methylene chloride	ND	2.0	ug/L	0.33
Acetone	ND	10	ug/L	1.1
Carbon disulfide	ND	1.0	ug/L	0.13
1,1-Dichloroethene	ND	1.0	ug/L	0.19
1,1-Dichloroethane	ND	1.0	ug/L	0.15
1,2-Dichloroethene (total)	ND	1.0	ug/L	0.34
Chloroform	ND	1.0	ug/L	0.16
1,2-Dichloroethane	ND	1.0	ug/L	0.22
2-Butanone	ND	10	ug/L	0.57
1,1,1-Trichloroethane	ND	1.0	ug/L	0.22
Carbon tetrachloride	ND	1.0	ug/L	0.13
Bromodichloromethane	ND	1.0	ug/L	0.15
1,2-Dichloropropane	ND	1.0	ug/L	0.18
cis-1,3-Dichloropropene	ND	1.0	ug/L	0.14
Trichloroethene	ND	1.0	ug/L	0.17
Dibromochloromethane	ND	1.0	ug/L	0.18
1,1,2-Trichloroethane	ND	1.0	ug/L	0.27
Benzene	ND	1.0	ug/L	0.13
trans-1,3-Dichloropropene	ND	1.0	ug/L	0.19
Bromoform	ND	1.0	ug/L	0.64
4-Methyl-2-pentanone	ND	10	ug/L	0.32
2-Hexanone	ND	10	ug/L	0.41
Tetrachloroethene	ND	1.0	ug/L	0.29
1,1,2,2-Tetrachloroethane	ND	1.0	ug/L	0.18
Toluene	ND	1.0	ug/L	0.13
Chlorobenzene	ND	1.0	ug/L	0.15
Ethylbenzene	ND	1.0	ug/L	0.17

(Continued on next page)

Environmental Quality Mgt., Inc.

Client Sample ID: FWGLL12mw-185C-0593-GW

GC/MS Volatiles

Lot-Sample #...: A8A310102-005 **Work Order #...:** KGCK61AA **Matrix.....:** WG

PARAMETER	RESULT	REPORTING LIMIT	UNITS	MDL
Styrene	ND	1.0	ug/L	0.11
Xylenes (total)	ND	2.0	ug/L	0.28

SURROGATE	PERCENT RECOVERY	RECOVERY LIMITS
Dibromofluoromethane	88	(50 - 150)
1,2-Dichloroethane-d4	86	(50 - 150)
Toluene-d8	91	(50 - 150)
4-Bromofluorobenzene	92	(50 - 150)

Environmental Quality Mgt., Inc.

Client Sample ID: FWGLL12mw-244C-0599-GW

GC/MS Volatiles

Lot-Sample #...: A8A310102-007	**Work Order #...:** KGCLD1AA	**Matrix.....:** WG	
Date Sampled...: 01/30/08 13:20	**Date Received..:** 01/31/08		
Prep Date.....: 02/05/08	**Analysis Date..:** 02/05/08		
Prep Batch #...: 8036212			
Dilution Factor: 1	**Initial Wgt/Vol:** 5 mL	**Final Wgt/Vol..:** 5 mL	
	Method.....: SW846 8260B		

PARAMETER	RESULT	REPORTING LIMIT	UNITS	MDL
Bromochloromethane	ND	1.0	ug/L	0.29
1,2-Dibromoethane	ND	1.0	ug/L	0.24
o-Xylene	ND	1.0	ug/L	0.14
m-Xylene & p-Xylene	ND	2.0	ug/L	0.24
cis-1,2-Dichloroethene	ND	1.0	ug/L	0.17
trans-1,2-Dichloroethene	ND	1.0	ug/L	0.19
Chloromethane	ND	1.0	ug/L	0.30
Bromomethane	ND	1.0	ug/L	0.41
Vinyl chloride	ND	1.0	ug/L	0.22
Chloroethane	ND	1.0	ug/L	0.29
Methylene chloride	ND	2.0	ug/L	0.33
Acetone	ND	10	ug/L	1.1
Carbon disulfide	ND	1.0	ug/L	0.13
1,1-Dichloroethene	ND	1.0	ug/L	0.19
1,1-Dichloroethane	ND	1.0	ug/L	0.15
1,2-Dichloroethene (total)	ND	1.0	ug/L	0.34
Chloroform	ND	1.0	ug/L	0.16
1,2-Dichloroethane	ND	1.0	ug/L	0.22
2-Butanone	ND	10	ug/L	0.57
1,1,1-Trichloroethane	ND	1.0	ug/L	0.22
Carbon tetrachloride	ND	1.0	ug/L	0.13
Bromodichloromethane	ND	1.0	ug/L	0.15
1,2-Dichloropropane	ND	1.0	ug/L	0.18
cis-1,3-Dichloropropene	ND	1.0	ug/L	0.14
Trichloroethene	ND	1.0	ug/L	0.17
Dibromochloromethane	ND	1.0	ug/L	0.18
1,1,2-Trichloroethane	ND	1.0	ug/L	0.27
Benzene	ND	1.0	ug/L	0.13
trans-1,3-Dichloropropene	ND	1.0	ug/L	0.19
Bromoform	ND	1.0	ug/L	0.64
4-Methyl-2-pentanone	ND	10	ug/L	0.32
2-Hexanone	ND	10	ug/L	0.41
Tetrachloroethene	ND	1.0	ug/L	0.29
1,1,2,2-Tetrachloroethane	ND	1.0	ug/L	0.18
Toluene	ND	1.0	ug/L	0.13
Chlorobenzene	ND	1.0	ug/L	0.15
Ethylbenzene	ND	1.0	ug/L	0.17

(Continued on next page)

Environmental Quality Mgt., Inc.

Client Sample ID: FWGLL12mw-244C-0599-GW

GC/MS Volatiles

Lot-Sample #...: A8A310102-007 **Work Order #...:** KGCLD1AA **Matrix.....:** WG

PARAMETER	RESULT	REPORTING LIMIT	UNITS	MDL
Styrene	ND	1.0	ug/L	0.11
Xylenes (total)	ND	2.0	ug/L	0.28

SURROGATE	PERCENT RECOVERY	RECOVERY LIMITS
Dibromofluoromethane	87	(50 - 150)
1,2-Dichloroethane-d4	84	(50 - 150)
Toluene-d8	91	(50 - 150)
4-Bromofluorobenzene	91	(50 - 150)

Environmental Quality Mgt., Inc.

Client Sample ID: FWGLL12mw-246C-0566-GW

GC/MS Volatiles

Lot-Sample #...: A8A310102-009 **Work Order #...:** KGCLG1AA **Matrix.....:** WG
Date Sampled...: 01/30/08 15:30 **Date Received..:** 01/31/08
Prep Date.....: 02/05/08 **Analysis Date..:** 02/05/08
Prep Batch #...: 8036212
Dilution Factor: 1 **Initial Wgt/Vol:** 5 mL **Final Wgt/Vol..:** 5 mL
Method.....: SW846 8260B

PARAMETER	RESULT	REPORTING LIMIT	UNITS	MDL
Bromochloromethane	ND	1.0	ug/L	0.29
1,2-Dibromoethane	ND	1.0	ug/L	0.24
o-Xylene	ND	1.0	ug/L	0.14
m-Xylene & p-Xylene	ND	2.0	ug/L	0.24
cis-1,2-Dichloroethene	ND	1.0	ug/L	0.17
trans-1,2-Dichloroethene	ND	1.0	ug/L	0.19
Chloromethane	ND	1.0	ug/L	0.30
Bromomethane	ND	1.0	ug/L	0.41
Vinyl chloride	ND	1.0	ug/L	0.22
Chloroethane	ND	1.0	ug/L	0.29
Methylene chloride	ND	2.0	ug/L	0.33
Acetone	ND	10	ug/L	1.1
Carbon disulfide	ND	1.0	ug/L	0.13
1,1-Dichloroethene	ND	1.0	ug/L	0.19
1,1-Dichloroethane	ND	1.0	ug/L	0.15
1,2-Dichloroethene (total)	ND	1.0	ug/L	0.34
Chloroform	ND	1.0	ug/L	0.16
1,2-Dichloroethane	ND	1.0	ug/L	0.22
2-Butanone	ND	10	ug/L	0.57
1,1,1-Trichloroethane	ND	1.0	ug/L	0.22
Carbon tetrachloride	ND	1.0	ug/L	0.13
Bromodichloromethane	ND	1.0	ug/L	0.15
1,2-Dichloropropane	ND	1.0	ug/L	0.18
cis-1,3-Dichloropropene	ND	1.0	ug/L	0.14
Trichloroethene	ND	1.0	ug/L	0.17
Dibromochloromethane	ND	1.0	ug/L	0.18
1,1,2-Trichloroethane	ND	1.0	ug/L	0.27
Benzene	ND	1.0	ug/L	0.13
trans-1,3-Dichloropropene	ND	1.0	ug/L	0.19
Bromoform	ND	1.0	ug/L	0.64
4-Methyl-2-pentanone	ND	10	ug/L	0.32
2-Hexanone	ND	10	ug/L	0.41
Tetrachloroethene	ND	1.0	ug/L	0.29
1,1,2,2-Tetrachloroethane	ND	1.0	ug/L	0.18
Toluene	ND	1.0	ug/L	0.13
Chlorobenzene	ND	1.0	ug/L	0.15
Ethylbenzene	ND	1.0	ug/L	0.17

(Continued on next page)

Environmental Quality Mgt., Inc.

Client Sample ID: FWGLL12mw-246C-0566-GW

GC/MS Volatiles

Lot-Sample #...: A8A310102-009 **Work Order #...:** KGCLG1AA **Matrix.....:** WG

PARAMETER	RESULT	REPORTING LIMIT	UNITS	MDL
Styrene	ND	1.0	ug/L	0.11
Xylenes (total)	ND	2.0	ug/L	0.28

SURROGATE	PERCENT RECOVERY	RECOVERY LIMITS
Dibromofluoromethane	89	(50 - 150)
1,2-Dichloroethane-d4	85	(50 - 150)
Toluene-d8	89	(50 - 150)
4-Bromofluorobenzene	90	(50 - 150)

Environmental Quality Mgt., Inc.

Client Sample ID: FWGTEAM1-TRIP

GC/MS Volatiles

Lot-Sample #...: A8A310102-011 **Work Order #...:** KGCLM1AA **Matrix.....:** WQ
Date Sampled...: 01/30/08 08:00 **Date Received..:** 01/31/08
Prep Date.....: 02/05/08 **Analysis Date..:** 02/05/08
Prep Batch #...: 8036212
Dilution Factor: 1 **Initial Wgt/Vol:** 5 mL **Final Wgt/Vol..:** 5 mL
Method.....: SW846 8260B

PARAMETER	RESULT	REPORTING LIMIT	UNITS	MDL
Bromochloromethane	ND	1.0	ug/L	0.29
1,2-Dibromoethane	ND	1.0	ug/L	0.24
o-Xylene	ND	1.0	ug/L	0.14
m-Xylene & p-Xylene	ND	2.0	ug/L	0.24
cis-1,2-Dichloroethene	ND	1.0	ug/L	0.17
trans-1,2-Dichloroethene	ND	1.0	ug/L	0.19
Chloromethane	ND	1.0	ug/L	0.30
Bromomethane	ND	1.0	ug/L	0.41
Vinyl chloride	ND	1.0	ug/L	0.22
Chloroethane	ND	1.0	ug/L	0.29
Methylene chloride	**0.65 J**	**2.0**	**ug/L**	**0.33**
Acetone	**5.7 J**	**10**	**ug/L**	**1.1**
Carbon disulfide	ND	1.0	ug/L	0.13
1,1-Dichloroethene	ND	1.0	ug/L	0.19
1,1-Dichloroethane	ND	1.0	ug/L	0.15
1,2-Dichloroethene (total)	ND	1.0	ug/L	0.34
Chloroform	ND	1.0	ug/L	0.16
1,2-Dichloroethane	ND	1.0	ug/L	0.22
2-Butanone	ND	10	ug/L	0.57
1,1,1-Trichloroethane	ND	1.0	ug/L	0.22
Carbon tetrachloride	ND	1.0	ug/L	0.13
Bromodichloromethane	ND	1.0	ug/L	0.15
1,2-Dichloropropane	ND	1.0	ug/L	0.18
cis-1,3-Dichloropropene	ND	1.0	ug/L	0.14
Trichloroethene	ND	1.0	ug/L	0.17
Dibromochloromethane	ND	1.0	ug/L	0.18
1,1,2-Trichloroethane	ND	1.0	ug/L	0.27
Benzene	ND	1.0	ug/L	0.13
trans-1,3-Dichloropropene	ND	1.0	ug/L	0.19
Bromoform	ND	1.0	ug/L	0.64
4-Methyl-2-pentanone	ND	10	ug/L	0.32
2-Hexanone	ND	10	ug/L	0.41
Tetrachloroethene	ND	1.0	ug/L	0.29
1,1,2,2-Tetrachloroethane	ND	1.0	ug/L	0.18
Toluene	ND	1.0	ug/L	0.13
Chlorobenzene	ND	1.0	ug/L	0.15
Ethylbenzene	ND	1.0	ug/L	0.17

(Continued on next page)

Environmental Quality Mgt., Inc.

Client Sample ID: FWGTEAM1-TRIP

GC/MS Volatiles

Lot-Sample #...: A8A310102-011 Work Order #...: KGCLM1AA Matrix.....: WQ

PARAMETER	RESULT	REPORTING LIMIT	UNITS	MDL
Styrene	ND	1.0	ug/L	0.11
Xylenes (total)	ND	2.0	ug/L	0.28

SURROGATE	PERCENT RECOVERY	RECOVERY LIMITS
Dibromofluoromethane	88	(50 - 150)
1,2-Dichloroethane-d4	86	(50 - 150)
Toluene-d8	90	(50 - 150)
4-Bromofluorobenzene	90	(50 - 150)

NOTE(S):

J Estimated result. Result is less than RL.

Environmental Quality Mgt., Inc.

Client Sample ID: FWGTEAM2-TRIP

GC/MS Volatiles

Lot-Sample #...: A8A310102-012 **Work Order #...:** KGCLN1AA **Matrix.....:** WQ
Date Sampled...: 01/30/08 08:00 **Date Received..:** 01/31/08
Prep Date.....: 02/05/08 **Analysis Date..:** 02/05/08
Prep Batch #...: 8036212
Dilution Factor: 1 **Initial Wgt/Vol:** 5 mL **Final Wgt/Vol..:** 5 mL
Method.....: SW846 8260B

PARAMETER	RESULT	REPORTING LIMIT	UNITS	MDL
Bromochloromethane	ND	1.0	ug/L	0.29
1,2-Dibromoethane	ND	1.0	ug/L	0.24
o-Xylene	ND	1.0	ug/L	0.14
m-Xylene & p-Xylene	ND	2.0	ug/L	0.24
cis-1,2-Dichloroethene	ND	1.0	ug/L	0.17
trans-1,2-Dichloroethene	ND	1.0	ug/L	0.19
Chloromethane	ND	1.0	ug/L	0.30
Bromomethane	ND	1.0	ug/L	0.41
Vinyl chloride	ND	1.0	ug/L	0.22
Chloroethane	ND	1.0	ug/L	0.29
Methylene chloride	**0.66 J**	**2.0**	**ug/L**	**0.33**
Acetone	**4.6 J**	**10**	**ug/L**	**1.1**
Carbon disulfide	ND	1.0	ug/L	0.13
1,1-Dichloroethene	ND	1.0	ug/L	0.19
1,1-Dichloroethane	ND	1.0	ug/L	0.15
1,2-Dichloroethene (total)	ND	1.0	ug/L	0.34
Chloroform	ND	1.0	ug/L	0.16
1,2-Dichloroethane	ND	1.0	ug/L	0.22
2-Butanone	ND	10	ug/L	0.57
1,1,1-Trichloroethane	ND	1.0	ug/L	0.22
Carbon tetrachloride	ND	1.0	ug/L	0.13
Bromodichloromethane	ND	1.0	ug/L	0.15
1,2-Dichloropropane	ND	1.0	ug/L	0.18
cis-1,3-Dichloropropene	ND	1.0	ug/L	0.14
Trichloroethene	ND	1.0	ug/L	0.17
Dibromochloromethane	ND	1.0	ug/L	0.18
1,1,2-Trichloroethane	ND	1.0	ug/L	0.27
Benzene	ND	1.0	ug/L	0.13
trans-1,3-Dichloropropene	ND	1.0	ug/L	0.19
Bromoform	ND	1.0	ug/L	0.64
4-Methyl-2-pentanone	ND	10	ug/L	0.32
2-Hexanone	ND	10	ug/L	0.41
Tetrachloroethene	ND	1.0	ug/L	0.29
1,1,2,2-Tetrachloroethane	ND	1.0	ug/L	0.18
Toluene	ND	1.0	ug/L	0.13
Chlorobenzene	ND	1.0	ug/L	0.15
Ethylbenzene	ND	1.0	ug/L	0.17

(Continued on next page)

Environmental Quality Mgt., Inc.

Client Sample ID: FWGTEAM2-TRIP

GC/MS Volatiles

Lot-Sample #...: A8A310102-012 **Work Order #...:** KGCLN1AA **Matrix.....:** WQ

PARAMETER	RESULT	REPORTING LIMIT	UNITS	MDL
Styrene	ND	1.0	ug/L	0.11
Xylenes (total)	ND	2.0	ug/L	0.28

SURROGATE	PERCENT RECOVERY	RECOVERY LIMITS
Dibromofluoromethane	90	(50 - 150)
1,2-Dichloroethane-d4	87	(50 - 150)
Toluene-d8	90	(50 - 150)
4-Bromofluorobenzene	89	(50 - 150)

NOTE(S):

J Estimated result. Result is less than RL.

Environmental Quality Mgt., Inc.

Client Sample ID: FWGLL12mw-187C-0594-GW

GC/MS Volatiles

Lot-Sample #...: A8A310102-013 **Work Order #...:** KGCLP1AA **Matrix.....:** WG
Date Sampled...: 01/30/08 09:50 **Date Received..:** 01/31/08
Prep Date.....: 02/05/08 **Analysis Date..:** 02/05/08
Prep Batch #...: 8036212
Dilution Factor: 1 **Initial Wgt/Vol:** 5 mL **Final Wgt/Vol..:** 5 mL
Method.....: SW846 8260B

PARAMETER	RESULT	REPORTING LIMIT	UNITS	MDL
Bromochloromethane	ND	1.0	ug/L	0.29
1,2-Dibromoethane	ND	1.0	ug/L	0.24
o-Xylene	ND	1.0	ug/L	0.14
m-Xylene & p-Xylene	ND	2.0	ug/L	0.24
cis-1,2-Dichloroethene	ND	1.0	ug/L	0.17
trans-1,2-Dichloroethene	ND	1.0	ug/L	0.19
Chloromethane	ND	1.0	ug/L	0.30
Bromomethane	ND	1.0	ug/L	0.41
Vinyl chloride	ND	1.0	ug/L	0.22
Chloroethane	ND	1.0	ug/L	0.29
Methylene chloride	ND	2.0	ug/L	0.33
Acetone	ND	10	ug/L	1.1
Carbon disulfide	ND	1.0	ug/L	0.13
1,1-Dichloroethene	ND	1.0	ug/L	0.19
1,1-Dichloroethane	ND	1.0	ug/L	0.15
1,2-Dichloroethene (total)	ND	1.0	ug/L	0.34
Chloroform	ND	1.0	ug/L	0.16
1,2-Dichloroethane	ND	1.0	ug/L	0.22
2-Butanone	ND	10	ug/L	0.57
1,1,1-Trichloroethane	ND	1.0	ug/L	0.22
Carbon tetrachloride	ND	1.0	ug/L	0.13
Bromodichloromethane	ND	1.0	ug/L	0.15
1,2-Dichloropropane	ND	1.0	ug/L	0.18
cis-1,3-Dichloropropene	ND	1.0	ug/L	0.14
Trichloroethene	ND	1.0	ug/L	0.17
Dibromochloromethane	ND	1.0	ug/L	0.18
1,1,2-Trichloroethane	ND	1.0	ug/L	0.27
Benzene	ND	1.0	ug/L	0.13
trans-1,3-Dichloropropene	ND	1.0	ug/L	0.19
Bromoform	ND	1.0	ug/L	0.64
4-Methyl-2-pentanone	ND	10	ug/L	0.32
2-Hexanone	ND	10	ug/L	0.41
Tetrachloroethene	ND	1.0	ug/L	0.29
1,1,2,2-Tetrachloroethane	ND	1.0	ug/L	0.18
Toluene	ND	1.0	ug/L	0.13
Chlorobenzene	ND	1.0	ug/L	0.15
Ethylbenzene	ND	1.0	ug/L	0.17

(Continued on next page)

Environmental Quality Mgt., Inc.

Client Sample ID: FWGLL12mw-187C-0594-GW

GC/MS Volatiles

Lot-Sample #...: A8A310102-013 **Work Order #...:** KGCLP1AA **Matrix.....:** WG

PARAMETER	RESULT	REPORTING LIMIT	UNITS	MDL
Styrene	ND	1.0	ug/L	0.11
Xylenes (total)	ND	2.0	ug/L	0.28

SURROGATE	PERCENT RECOVERY	RECOVERY LIMITS
Dibromofluoromethane	90	(50 - 150)
1,2-Dichloroethane-d4	86	(50 - 150)
Toluene-d8	89	(50 - 150)
4-Bromofluorobenzene	88	(50 - 150)

Environmental Quality Mgt., Inc.

Client Sample ID: FWGLL12mw-243C-0598-GW

GC/MS Volatiles

Lot-Sample #...: A8A310102-015 **Work Order #...:** KGCLW1AA **Matrix.....:** WG
Date Sampled...: 01/30/08 11:30 **Date Received..:** 01/31/08
Prep Date.....: 02/05/08 **Analysis Date..:** 02/05/08
Prep Batch #...: 8036212
Dilution Factor: 1 **Initial Wgt/Vol:** 5 mL **Final Wgt/Vol..:** 5 mL
Method.....: SW846 8260B

PARAMETER	RESULT	REPORTING LIMIT	UNITS	MDL
Bromochloromethane	ND	1.0	ug/L	0.29
1,2-Dibromoethane	ND	1.0	ug/L	0.24
o-Xylene	ND	1.0	ug/L	0.14
m-Xylene & p-Xylene	ND	2.0	ug/L	0.24
cis-1,2-Dichloroethene	ND	1.0	ug/L	0.17
trans-1,2-Dichloroethene	ND	1.0	ug/L	0.19
Chloromethane	ND	1.0	ug/L	0.30
Bromomethane	ND	1.0	ug/L	0.41
Vinyl chloride	ND	1.0	ug/L	0.22
Chloroethane	ND	1.0	ug/L	0.29
Methylene chloride	ND	2.0	ug/L	0.33
Acetone	ND	10	ug/L	1.1
Carbon disulfide	ND	1.0	ug/L	0.13
1,1-Dichloroethene	ND	1.0	ug/L	0.19
1,1-Dichloroethane	ND	1.0	ug/L	0.15
1,2-Dichloroethene (total)	ND	1.0	ug/L	0.34
Chloroform	ND	1.0	ug/L	0.16
1,2-Dichloroethane	ND	1.0	ug/L	0.22
2-Butanone	ND	10	ug/L	0.57
1,1,1-Trichloroethane	ND	1.0	ug/L	0.22
Carbon tetrachloride	ND	1.0	ug/L	0.13
Bromodichloromethane	ND	1.0	ug/L	0.15
1,2-Dichloropropane	ND	1.0	ug/L	0.18
cis-1,3-Dichloropropene	ND	1.0	ug/L	0.14
Trichloroethene	ND	1.0	ug/L	0.17
Dibromochloromethane	ND	1.0	ug/L	0.18
1,1,2-Trichloroethane	ND	1.0	ug/L	0.27
Benzene	ND	1.0	ug/L	0.13
trans-1,3-Dichloropropene	ND	1.0	ug/L	0.19
Bromoform	ND	1.0	ug/L	0.64
4-Methyl-2-pentanone	ND	10	ug/L	0.32
2-Hexanone	ND	10	ug/L	0.41
Tetrachloroethene	ND	1.0	ug/L	0.29
1,1,2,2-Tetrachloroethane	ND	1.0	ug/L	0.18
Toluene	ND	1.0	ug/L	0.13
Chlorobenzene	ND	1.0	ug/L	0.15
Ethylbenzene	ND	1.0	ug/L	0.17

(Continued on next page)

Environmental Quality Mgt., Inc.

Client Sample ID: FWGLL12mw-243C-0598-GW

GC/MS Volatiles

Lot-Sample #...: A8A310102-015 **Work Order #...:** KGCLW1AA **Matrix.....:** WG

PARAMETER	RESULT	REPORTING LIMIT	UNITS	MDL
Styrene	ND	1.0	ug/L	0.11
Xylenes (total)	ND	2.0	ug/L	0.28

SURROGATE	PERCENT RECOVERY	RECOVERY LIMITS
Dibromofluoromethane	88	(50 - 150)
1,2-Dichloroethane-d4	86	(50 - 150)
Toluene-d8	89	(50 - 150)
4-Bromofluorobenzene	90	(50 - 150)

Environmental Quality Mgt., Inc.

Client Sample ID: FWGLL12mw-128C-0590-GW

GC/MS Volatiles

Lot-Sample #...: A8A310102-017 **Work Order #...:** KGCL01AA **Matrix.....:** WG
Date Sampled...: 01/30/08 13:15 **Date Received..:** 01/31/08
Prep Date.....: 02/05/08 **Analysis Date..:** 02/05/08
Prep Batch #...: 8036212
Dilution Factor: 1 **Initial Wgt/Vol:** 5 mL **Final Wgt/Vol..:** 5 mL
Method.....: SW846 8260B

PARAMETER	RESULT	REPORTING LIMIT	UNITS	MDL
Bromochloromethane	ND	1.0	ug/L	0.29
1,2-Dibromoethane	ND	1.0	ug/L	0.24
o-Xylene	ND	1.0	ug/L	0.14
m-Xylene & p-Xylene	ND	2.0	ug/L	0.24
cis-1,2-Dichloroethene	ND	1.0	ug/L	0.17
trans-1,2-Dichloroethene	ND	1.0	ug/L	0.19
Chloromethane	ND	1.0	ug/L	0.30
Bromomethane	ND	1.0	ug/L	0.41
Vinyl chloride	ND	1.0	ug/L	0.22
Chloroethane	ND	1.0	ug/L	0.29
Methylene chloride	ND	2.0	ug/L	0.33
Acetone	ND	10	ug/L	1.1
Carbon disulfide	ND	1.0	ug/L	0.13
1,1-Dichloroethene	ND	1.0	ug/L	0.19
1,1-Dichloroethane	ND	1.0	ug/L	0.15
1,2-Dichloroethene (total)	ND	1.0	ug/L	0.34
Chloroform	ND	1.0	ug/L	0.16
1,2-Dichloroethane	ND	1.0	ug/L	0.22
2-Butanone	ND	10	ug/L	0.57
1,1,1-Trichloroethane	ND	1.0	ug/L	0.22
Carbon tetrachloride	ND	1.0	ug/L	0.13
Bromodichloromethane	ND	1.0	ug/L	0.15
1,2-Dichloropropane	ND	1.0	ug/L	0.18
cis-1,3-Dichloropropene	ND	1.0	ug/L	0.14
Trichloroethene	ND	1.0	ug/L	0.17
Dibromochloromethane	ND	1.0	ug/L	0.18
1,1,2-Trichloroethane	ND	1.0	ug/L	0.27
Benzene	ND	1.0	ug/L	0.13
trans-1,3-Dichloropropene	ND	1.0	ug/L	0.19
Bromoform	ND	1.0	ug/L	0.64
4-Methyl-2-pentanone	ND	10	ug/L	0.32
2-Hexanone	ND	10	ug/L	0.41
Tetrachloroethene	ND	1.0	ug/L	0.29
1,1,2,2-Tetrachloroethane	ND	1.0	ug/L	0.18
Toluene	ND	1.0	ug/L	0.13
Chlorobenzene	ND	1.0	ug/L	0.15
Ethylbenzene	ND	1.0	ug/L	0.17

(Continued on next page)

Environmental Quality Mgt., Inc.

Client Sample ID: FWGLL12mw-128C-0590-GW

GC/MS Volatiles

Lot-Sample #...: A8A310102-017 **Work Order #...:** KGCL01AA **Matrix.....:** WG

PARAMETER	RESULT	REPORTING LIMIT	UNITS	MDL
Styrene	ND	1.0	ug/L	0.11
Xylenes (total)	ND	2.0	ug/L	0.28

SURROGATE	PERCENT RECOVERY	RECOVERY LIMITS
Dibromofluoromethane	89	(50 - 150)
1,2-Dichloroethane-d4	86	(50 - 150)
Toluene-d8	89	(50 - 150)
4-Bromofluorobenzene	89	(50 - 150)

Environmental Quality Mgt., Inc.

Client Sample ID: FWGEQUIPRINSE3-0611-GW

GC/MS Volatiles

Lot-Sample #...: A8A310102-019 **Work Order #...:** KGCL81AA **Matrix.....:** WQ
Date Sampled...: 01/30/08 15:15 **Date Received..:** 01/31/08
Prep Date.....: 02/05/08 **Analysis Date..:** 02/05/08
Prep Batch #...: 8036212
Dilution Factor: 1 **Initial Wgt/Vol:** 5 mL **Final Wgt/Vol..:** 5 mL
Method.....: SW846 8260B

PARAMETER	RESULT	REPORTING LIMIT	UNITS	MDL
Bromochloromethane	ND	1.0	ug/L	0.29
1,2-Dibromoethane	ND	1.0	ug/L	0.24
o-Xylene	ND	1.0	ug/L	0.14
m-Xylene & p-Xylene	ND	2.0	ug/L	0.24
cis-1,2-Dichloroethene	ND	1.0	ug/L	0.17
trans-1,2-Dichloroethene	ND	1.0	ug/L	0.19
Chloromethane	ND	1.0	ug/L	0.30
Bromomethane	ND	1.0	ug/L	0.41
Vinyl chloride	ND	1.0	ug/L	0.22
Chloroethane	ND	1.0	ug/L	0.29
Methylene chloride	ND	2.0	ug/L	0.33
Acetone	**1.1 J**	**10**	**ug/L**	**1.1**
Carbon disulfide	ND	1.0	ug/L	0.13
1,1-Dichloroethene	ND	1.0	ug/L	0.19
1,1-Dichloroethane	ND	1.0	ug/L	0.15
1,2-Dichloroethene (total)	ND	1.0	ug/L	0.34
Chloroform	ND	1.0	ug/L	0.16
1,2-Dichloroethane	ND	1.0	ug/L	0.22
2-Butanone	**3.9 J**	**10**	**ug/L**	**0.57**
1,1,1-Trichloroethane	ND	1.0	ug/L	0.22
Carbon tetrachloride	ND	1.0	ug/L	0.13
Bromodichloromethane	ND	1.0	ug/L	0.15
1,2-Dichloropropane	ND	1.0	ug/L	0.18
cis-1,3-Dichloropropene	ND	1.0	ug/L	0.14
Trichloroethene	ND	1.0	ug/L	0.17
Dibromochloromethane	ND	1.0	ug/L	0.18
1,1,2-Trichloroethane	ND	1.0	ug/L	0.27
Benzene	ND	1.0	ug/L	0.13
trans-1,3-Dichloropropene	ND	1.0	ug/L	0.19
Bromoform	ND	1.0	ug/L	0.64
4-Methyl-2-pentanone	ND	10	ug/L	0.32
2-Hexanone	ND	10	ug/L	0.41
Tetrachloroethene	ND	1.0	ug/L	0.29
1,1,2,2-Tetrachloroethane	ND	1.0	ug/L	0.18
Toluene	**3.0**	**1.0**	**ug/L**	**0.13**
Chlorobenzene	ND	1.0	ug/L	0.15
Ethylbenzene	ND	1.0	ug/L	0.17

(Continued on next page)

Environmental Quality Mgt., Inc.

Client Sample ID: FWGEQUIPRINSE3-0611-GW

GC/MS Volatiles

Lot-Sample #...: A8A310102-019 **Work Order #...:** KGCL81AA **Matrix.....:** WQ

PARAMETER	RESULT	REPORTING LIMIT	UNITS	MDL
Styrene	ND	1.0	ug/L	0.11
Xylenes (total)	ND	2.0	ug/L	0.28

SURROGATE	PERCENT RECOVERY	RECOVERY LIMITS
Dibromofluoromethane	90	(50 - 150)
1,2-Dichloroethane-d4	88	(50 - 150)
Toluene-d8	92	(50 - 150)
4-Bromofluorobenzene	90	(50 - 150)

NOTE(S):

J Estimated result. Result is less than RL.

Environmental Quality Mgt., Inc.

Client Sample ID: FWGLL4mw-200C-0586-GW

GC/MS Volatiles

Lot-Sample #...: A8A310102-021 **Work Order #...:** KGCMM1AA **Matrix.....:** WG
Date Sampled...: 01/30/08 09:10 **Date Received..:** 01/31/08
Prep Date.....: 02/05/08 **Analysis Date..:** 02/05/08
Prep Batch #...: 8036212
Dilution Factor: 1 **Initial Wgt/Vol:** 5 mL **Final Wgt/Vol..:** 5 mL
Method.....: SW846 8260B

PARAMETER	RESULT	REPORTING LIMIT	UNITS	MDL
Bromochloromethane	ND	1.0	ug/L	0.29
1,2-Dibromoethane	ND	1.0	ug/L	0.24
o-Xylene	ND	1.0	ug/L	0.14
m-Xylene & p-Xylene	ND	2.0	ug/L	0.24
cis-1,2-Dichloroethene	ND	1.0	ug/L	0.17
trans-1,2-Dichloroethene	ND	1.0	ug/L	0.19
Chloromethane	ND	1.0	ug/L	0.30
Bromomethane	ND	1.0	ug/L	0.41
Vinyl chloride	ND	1.0	ug/L	0.22
Chloroethane	ND	1.0	ug/L	0.29
Methylene chloride	ND	2.0	ug/L	0.33
Acetone	ND	10	ug/L	1.1
Carbon disulfide	ND	1.0	ug/L	0.13
1,1-Dichloroethene	ND	1.0	ug/L	0.19
1,1-Dichloroethane	ND	1.0	ug/L	0.15
1,2-Dichloroethene (total)	ND	1.0	ug/L	0.34
Chloroform	ND	1.0	ug/L	0.16
1,2-Dichloroethane	ND	1.0	ug/L	0.22
2-Butanone	ND	10	ug/L	0.57
1,1,1-Trichloroethane	ND	1.0	ug/L	0.22
Carbon tetrachloride	ND	1.0	ug/L	0.13
Bromodichloromethane	ND	1.0	ug/L	0.15
1,2-Dichloropropane	ND	1.0	ug/L	0.18
cis-1,3-Dichloropropene	ND	1.0	ug/L	0.14
Trichloroethene	ND	1.0	ug/L	0.17
Dibromochloromethane	ND	1.0	ug/L	0.18
1,1,2-Trichloroethane	ND	1.0	ug/L	0.27
Benzene	ND	1.0	ug/L	0.13
trans-1,3-Dichloropropene	ND	1.0	ug/L	0.19
Bromoform	ND	1.0	ug/L	0.64
4-Methyl-2-pentanone	ND	10	ug/L	0.32
2-Hexanone	ND	10	ug/L	0.41
Tetrachloroethene	ND	1.0	ug/L	0.29
1,1,2,2-Tetrachloroethane	ND	1.0	ug/L	0.18
Toluene	ND	1.0	ug/L	0.13
Chlorobenzene	ND	1.0	ug/L	0.15
Ethylbenzene	ND	1.0	ug/L	0.17

(Continued on next page)

Environmental Quality Mgt., Inc.

Client Sample ID: FWGLL4mw-200C-0586-GW

GC/MS Volatiles

Lot-Sample #...: A8A310102-021 **Work Order #...:** KGCMM1AA **Matrix.....:** WG

PARAMETER	RESULT	REPORTING LIMIT	UNITS	MDL
Styrene	ND	1.0	ug/L	0.11
Xylenes (total)	ND	2.0	ug/L	0.28

SURROGATE	PERCENT RECOVERY	RECOVERY LIMITS
Dibromofluoromethane	92	(50 - 150)
1,2-Dichloroethane-d4	88	(50 - 150)
Toluene-d8	90	(50 - 150)
4-Bromofluorobenzene	91	(50 - 150)

Environmental Quality Mgt., Inc.

Client Sample ID: FWGTEAM3-TRIP

GC/MS Volatiles

Lot-Sample #...: A8A310102-020 **Work Order #...:** KGCMA1AA **Matrix.....:** WQ
Date Sampled...: 01/30/08 08:00 **Date Received..:** 01/31/08
Prep Date.....: 02/05/08 **Analysis Date..:** 02/05/08
Prep Batch #...: 8036212
Dilution Factor: 1 **Initial Wgt/Vol:** 5 mL **Final Wgt/Vol..:** 5 mL
Method.....: SW846 8260B

PARAMETER	RESULT	REPORTING LIMIT	UNITS	MDL
Bromochloromethane	ND	1.0	ug/L	0.29
1,2-Dibromoethane	ND	1.0	ug/L	0.24
o-Xylene	ND	1.0	ug/L	0.14
m-Xylene & p-Xylene	ND	2.0	ug/L	0.24
cis-1,2-Dichloroethene	ND	1.0	ug/L	0.17
trans-1,2-Dichloroethene	ND	1.0	ug/L	0.19
Chloromethane	ND	1.0	ug/L	0.30
Bromomethane	ND	1.0	ug/L	0.41
Vinyl chloride	ND	1.0	ug/L	0.22
Chloroethane	ND	1.0	ug/L	0.29
Methylene chloride	**0.64 J**	**2.0**	**ug/L**	**0.33**
Acetone	**5.1 J**	**10**	**ug/L**	**1.1**
Carbon disulfide	ND	1.0	ug/L	0.13
1,1-Dichloroethene	ND	1.0	ug/L	0.19
1,1-Dichloroethane	ND	1.0	ug/L	0.15
1,2-Dichloroethene (total)	ND	1.0	ug/L	0.34
Chloroform	ND	1.0	ug/L	0.16
1,2-Dichloroethane	ND	1.0	ug/L	0.22
2-Butanone	ND	10	ug/L	0.57
1,1,1-Trichloroethane	ND	1.0	ug/L	0.22
Carbon tetrachloride	ND	1.0	ug/L	0.13
Bromodichloromethane	ND	1.0	ug/L	0.15
1,2-Dichloropropane	ND	1.0	ug/L	0.18
cis-1,3-Dichloropropene	ND	1.0	ug/L	0.14
Trichloroethene	ND	1.0	ug/L	0.17
Dibromochloromethane	ND	1.0	ug/L	0.18
1,1,2-Trichloroethane	ND	1.0	ug/L	0.27
Benzene	ND	1.0	ug/L	0.13
trans-1,3-Dichloropropene	ND	1.0	ug/L	0.19
Bromoform	ND	1.0	ug/L	0.64
4-Methyl-2-pentanone	ND	10	ug/L	0.32
2-Hexanone	ND	10	ug/L	0.41
Tetrachloroethene	ND	1.0	ug/L	0.29
1,1,2,2-Tetrachloroethane	ND	1.0	ug/L	0.18
Toluene	ND	1.0	ug/L	0.13
Chlorobenzene	ND	1.0	ug/L	0.15
Ethylbenzene	ND	1.0	ug/L	0.17

(Continued on next page)

Environmental Quality Mgt., Inc.

Client Sample ID: FWGTEAM3-TRIP

GC/MS Volatiles

Lot-Sample #...: A8A310102-020 **Work Order #...:** KGCMA1AA **Matrix.....:** WQ

PARAMETER	RESULT	REPORTING LIMIT	UNITS	MDL
Styrene	ND	1.0	ug/L	0.11
Xylenes (total)	ND	2.0	ug/L	0.28

SURROGATE	PERCENT RECOVERY	RECOVERY LIMITS
Dibromofluoromethane	90	(50 - 150)
1,2-Dichloroethane-d4	87	(50 - 150)
Toluene-d8	92	(50 - 150)
4-Bromofluorobenzene	89	(50 - 150)

NOTE(S):

J Estimated result. Result is less than RL.

Environmental Quality Mgt., Inc.

Client Sample ID: FWGLL12mw-242C-0597-GW

GC/MS Volatiles

Lot-Sample #...: A8A310102-023 **Work Order #...:** KGCMQ1AA **Matrix.....:** WG
Date Sampled...: 01/30/08 11:05 **Date Received..:** 01/31/08
Prep Date.....: 02/05/08 **Analysis Date..:** 02/05/08
Prep Batch #...: 8036212
Dilution Factor: 1 **Initial Wgt/Vol:** 5 mL **Final Wgt/Vol..:** 5 mL
Method.....: SW846 8260B

PARAMETER	RESULT	REPORTING LIMIT	UNITS	MDL
Bromochloromethane	ND	1.0	ug/L	0.29
1,2-Dibromoethane	ND	1.0	ug/L	0.24
o-Xylene	**0.17 J**	**1.0**	**ug/L**	**0.14**
m-Xylene & p-Xylene	**0.31 J**	**2.0**	**ug/L**	**0.24**
cis-1,2-Dichloroethene	ND	1.0	ug/L	0.17
trans-1,2-Dichloroethene	ND	1.0	ug/L	0.19
Chloromethane	ND	1.0	ug/L	0.30
Bromomethane	ND	1.0	ug/L	0.41
Vinyl chloride	ND	1.0	ug/L	0.22
Chloroethane	ND	1.0	ug/L	0.29
Methylene chloride	ND	2.0	ug/L	0.33
Acetone	ND	10	ug/L	1.1
Carbon disulfide	ND	1.0	ug/L	0.13
1,1-Dichloroethene	ND	1.0	ug/L	0.19
1,1-Dichloroethane	ND	1.0	ug/L	0.15
1,2-Dichloroethene (total)	ND	1.0	ug/L	0.34
Chloroform	ND	1.0	ug/L	0.16
1,2-Dichloroethane	ND	1.0	ug/L	0.22
2-Butanone	ND	10	ug/L	0.57
1,1,1-Trichloroethane	ND	1.0	ug/L	0.22
Carbon tetrachloride	ND	1.0	ug/L	0.13
Bromodichloromethane	ND	1.0	ug/L	0.15
1,2-Dichloropropane	ND	1.0	ug/L	0.18
cis-1,3-Dichloropropene	ND	1.0	ug/L	0.14
Trichloroethene	ND	1.0	ug/L	0.17
Dibromochloromethane	ND	1.0	ug/L	0.18
1,1,2-Trichloroethane	ND	1.0	ug/L	0.27
Benzene	**0.55 J**	**1.0**	**ug/L**	**0.13**
trans-1,3-Dichloropropene	ND	1.0	ug/L	0.19
Bromoform	ND	1.0	ug/L	0.64
4-Methyl-2-pentanone	ND	10	ug/L	0.32
2-Hexanone	ND	10	ug/L	0.41
Tetrachloroethene	ND	1.0	ug/L	0.29
1,1,2,2-Tetrachloroethane	ND	1.0	ug/L	0.18
Toluene	**0.71 J**	**1.0**	**ug/L**	**0.13**
Chlorobenzene	ND	1.0	ug/L	0.15
Ethylbenzene	ND	1.0	ug/L	0.17

(Continued on next page)

Environmental Quality Mgt., Inc.

Client Sample ID: FWGLL12mw-242C-0597-GW

GC/MS Volatiles

Lot-Sample #...: A8A310102-023 **Work Order #...:** KGCMQ1AA **Matrix.....:** WG

PARAMETER	RESULT	REPORTING LIMIT	UNITS	MDL
Styrene	ND	1.0	ug/L	0.11
Xylenes (total)	**0.48 J**	**2.0**	**ug/L**	**0.28**

SURROGATE	PERCENT RECOVERY	RECOVERY LIMITS
Dibromofluoromethane	91	(50 - 150)
1,2-Dichloroethane-d4	89	(50 - 150)
Toluene-d8	90	(50 - 150)
4-Bromofluorobenzene	90	(50 - 150)

NOTE(S):

J Estimated result. Result is less than RL.

Environmental Quality Mgt., Inc.

Client Sample ID: FWGLL12mw-113C-0589-GW

GC/MS Volatiles

Lot-Sample #...: A8A310102-025 **Work Order #...:** KGCMW1AA **Matrix.....:** WG
Date Sampled...: 01/30/08 13:25 **Date Received..:** 01/31/08
Prep Date.....: 02/05/08 **Analysis Date..:** 02/05/08
Prep Batch #...: 8036212
Dilution Factor: 1 **Initial Wgt/Vol:** 5 mL **Final Wgt/Vol..:** 5 mL
Method.....: SW846 8260B

PARAMETER	RESULT	REPORTING LIMIT	UNITS	MDL
Bromochloromethane	ND	1.0	ug/L	0.29
1,2-Dibromoethane	ND	1.0	ug/L	0.24
o-Xylene	ND	1.0	ug/L	0.14
m-Xylene & p-Xylene	ND	2.0	ug/L	0.24
cis-1,2-Dichloroethene	ND	1.0	ug/L	0.17
trans-1,2-Dichloroethene	ND	1.0	ug/L	0.19
Chloromethane	ND	1.0	ug/L	0.30
Bromomethane	ND	1.0	ug/L	0.41
Vinyl chloride	ND	1.0	ug/L	0.22
Chloroethane	ND	1.0	ug/L	0.29
Methylene chloride	ND	2.0	ug/L	0.33
Acetone	ND	10	ug/L	1.1
Carbon disulfide	ND	1.0	ug/L	0.13
1,1-Dichloroethene	ND	1.0	ug/L	0.19
1,1-Dichloroethane	ND	1.0	ug/L	0.15
1,2-Dichloroethene (total)	ND	1.0	ug/L	0.34
Chloroform	ND	1.0	ug/L	0.16
1,2-Dichloroethane	ND	1.0	ug/L	0.22
2-Butanone	ND	10	ug/L	0.57
1,1,1-Trichloroethane	ND	1.0	ug/L	0.22
Carbon tetrachloride	ND	1.0	ug/L	0.13
Bromodichloromethane	ND	1.0	ug/L	0.15
1,2-Dichloropropane	ND	1.0	ug/L	0.18
cis-1,3-Dichloropropene	ND	1.0	ug/L	0.14
Trichloroethene	ND	1.0	ug/L	0.17
Dibromochloromethane	ND	1.0	ug/L	0.18
1,1,2-Trichloroethane	ND	1.0	ug/L	0.27
Benzene	ND	1.0	ug/L	0.13
trans-1,3-Dichloropropene	ND	1.0	ug/L	0.19
Bromoform	ND	1.0	ug/L	0.64
4-Methyl-2-pentanone	ND	10	ug/L	0.32
2-Hexanone	ND	10	ug/L	0.41
Tetrachloroethene	ND	1.0	ug/L	0.29
1,1,2,2-Tetrachloroethane	ND	1.0	ug/L	0.18
Toluene	ND	1.0	ug/L	0.13
Chlorobenzene	ND	1.0	ug/L	0.15
Ethylbenzene	ND	1.0	ug/L	0.17

(Continued on next page)

Environmental Quality Mgt., Inc.

Client Sample ID: FWGLL12mw-113C-0589-GW

GC/MS Volatiles

Lot-Sample #...: A8A310102-025 **Work Order #...:** KGCMW1AA **Matrix.....:** WG

PARAMETER	RESULT	REPORTING LIMIT	UNITS	MDL
Styrene	ND	1.0	ug/L	0.11
Xylenes (total)	ND	2.0	ug/L	0.28

SURROGATE	PERCENT RECOVERY	RECOVERY LIMITS
Dibromofluoromethane	92	(50 - 150)
1,2-Dichloroethane-d4	90	(50 - 150)
Toluene-d8	88	(50 - 150)
4-Bromofluorobenzene	87	(50 - 150)

Environmental Quality Mgt., Inc.

Client Sample ID: FWGLL1mw-063C-0565-GW

GC/MS Volatiles

Lot-Sample #...: A8A310102-027 **Work Order #...:** KGCM21AA **Matrix.....:** WG
Date Sampled...: 01/29/08 08:45 **Date Received..:** 01/31/08
Prep Date.....: 02/05/08 **Analysis Date..:** 02/05/08
Prep Batch #...: 8036212
Dilution Factor: 1 **Initial Wgt/Vol:** 5 mL **Final Wgt/Vol..:** 5 mL
Method.....: SW846 8260B

PARAMETER	RESULT	REPORTING LIMIT	UNITS	MDL
Bromochloromethane	ND	1.0	ug/L	0.29
1,2-Dibromoethane	ND	1.0	ug/L	0.24
o-Xylene	ND	1.0	ug/L	0.14
m-Xylene & p-Xylene	ND	2.0	ug/L	0.24
cis-1,2-Dichloroethene	ND	1.0	ug/L	0.17
trans-1,2-Dichloroethene	ND	1.0	ug/L	0.19
Chloromethane	ND	1.0	ug/L	0.30
Bromomethane	ND	1.0	ug/L	0.41
Vinyl chloride	ND	1.0	ug/L	0.22
Chloroethane	ND	1.0	ug/L	0.29
Methylene chloride	ND	2.0	ug/L	0.33
Acetone	ND	10	ug/L	1.1
Carbon disulfide	ND	1.0	ug/L	0.13
1,1-Dichloroethene	ND	1.0	ug/L	0.19
1,1-Dichloroethane	ND	1.0	ug/L	0.15
1,2-Dichloroethene (total)	ND	1.0	ug/L	0.34
Chloroform	ND	1.0	ug/L	0.16
1,2-Dichloroethane	ND	1.0	ug/L	0.22
2-Butanone	ND	10	ug/L	0.57
1,1,1-Trichloroethane	ND	1.0	ug/L	0.22
Carbon tetrachloride	ND	1.0	ug/L	0.13
Bromodichloromethane	ND	1.0	ug/L	0.15
1,2-Dichloropropane	ND	1.0	ug/L	0.18
cis-1,3-Dichloropropene	ND	1.0	ug/L	0.14
Trichloroethene	ND	1.0	ug/L	0.17
Dibromochloromethane	ND	1.0	ug/L	0.18
1,1,2-Trichloroethane	ND	1.0	ug/L	0.27
Benzene	ND	1.0	ug/L	0.13
trans-1,3-Dichloropropene	ND	1.0	ug/L	0.19
Bromoform	ND	1.0	ug/L	0.64
4-Methyl-2-pentanone	ND	10	ug/L	0.32
2-Hexanone	ND	10	ug/L	0.41
Tetrachloroethene	ND	1.0	ug/L	0.29
1,1,2,2-Tetrachloroethane	ND	1.0	ug/L	0.18
Toluene	ND	1.0	ug/L	0.13
Chlorobenzene	ND	1.0	ug/L	0.15
Ethylbenzene	ND	1.0	ug/L	0.17

(Continued on next page)

Environmental Quality Mgt., Inc.

Client Sample ID: FWGLL1mw-063C-0565-GW

GC/MS Volatiles

Lot-Sample #...: A8A310102-027 **Work Order #...:** KGCM21AA **Matrix.....:** WG

PARAMETER	RESULT	REPORTING LIMIT	UNITS	MDL
Styrene	ND	1.0	ug/L	0.11
Xylenes (total)	ND	2.0	ug/L	0.28

SURROGATE	PERCENT RECOVERY	RECOVERY LIMITS
Dibromofluoromethane	92	(50 - 150)
1,2-Dichloroethane-d4	89	(50 - 150)
Toluene-d8	89	(50 - 150)
4-Bromofluorobenzene	89	(50 - 150)

Environmental Quality Mgt., Inc.

Client Sample ID: FWGTEAM3-TRIP012908

GC/MS Volatiles

Lot-Sample #...: A8A310102-032 **Work Order #...:** KGCNN1AA **Matrix.....:** WQ
Date Sampled...: 01/29/08 08:00 **Date Received..:** 01/31/08
Prep Date.....: 02/05/08 **Analysis Date..:** 02/05/08
Prep Batch #...: 8036212
Dilution Factor: 1 **Initial Wgt/Vol:** 5 mL **Final Wgt/Vol..:** 5 mL
Method.....: SW846 8260B

PARAMETER	RESULT	REPORTING LIMIT	UNITS	MDL
Bromochloromethane	ND	1.0	ug/L	0.29
1,2-Dibromoethane	ND	1.0	ug/L	0.24
o-Xylene	ND	1.0	ug/L	0.14
m-Xylene & p-Xylene	ND	2.0	ug/L	0.24
cis-1,2-Dichloroethene	ND	1.0	ug/L	0.17
trans-1,2-Dichloroethene	ND	1.0	ug/L	0.19
Chloromethane	ND	1.0	ug/L	0.30
Bromomethane	ND	1.0	ug/L	0.41
Vinyl chloride	ND	1.0	ug/L	0.22
Chloroethane	ND	1.0	ug/L	0.29
Methylene chloride	**0.61 J**	**2.0**	**ug/L**	**0.33**
Acetone	**5.1 J**	**10**	**ug/L**	**1.1**
Carbon disulfide	ND	1.0	ug/L	0.13
1,1-Dichloroethene	ND	1.0	ug/L	0.19
1,1-Dichloroethane	ND	1.0	ug/L	0.15
1,2-Dichloroethene (total)	ND	1.0	ug/L	0.34
Chloroform	ND	1.0	ug/L	0.16
1,2-Dichloroethane	ND	1.0	ug/L	0.22
2-Butanone	ND	10	ug/L	0.57
1,1,1-Trichloroethane	ND	1.0	ug/L	0.22
Carbon tetrachloride	ND	1.0	ug/L	0.13
Bromodichloromethane	ND	1.0	ug/L	0.15
1,2-Dichloropropane	ND	1.0	ug/L	0.18
cis-1,3-Dichloropropene	ND	1.0	ug/L	0.14
Trichloroethene	ND	1.0	ug/L	0.17
Dibromochloromethane	ND	1.0	ug/L	0.18
1,1,2-Trichloroethane	ND	1.0	ug/L	0.27
Benzene	ND	1.0	ug/L	0.13
trans-1,3-Dichloropropene	ND	1.0	ug/L	0.19
Bromoform	ND	1.0	ug/L	0.64
4-Methyl-2-pentanone	ND	10	ug/L	0.32
2-Hexanone	ND	10	ug/L	0.41
Tetrachloroethene	ND	1.0	ug/L	0.29
1,1,2,2-Tetrachloroethane	ND	1.0	ug/L	0.18
Toluene	ND	1.0	ug/L	0.13
Chlorobenzene	ND	1.0	ug/L	0.15
Ethylbenzene	ND	1.0	ug/L	0.17

(Continued on next page)

Environmental Quality Mgt., Inc.

Client Sample ID: FWGTEAM3-TRIP012908

GC/MS Volatiles

Lot-Sample #...: A8A310102-032 **Work Order #...:** KGCNN1AA **Matrix.....:** WQ

PARAMETER	RESULT	REPORTING LIMIT	UNITS	MDL
Styrene	ND	1.0	ug/L	0.11
Xylenes (total)	ND	2.0	ug/L	0.28

SURROGATE	PERCENT RECOVERY	RECOVERY LIMITS
Dibromofluoromethane	88	(50 - 150)
1,2-Dichloroethane-d4	86	(50 - 150)
Toluene-d8	90	(50 - 150)
4-Bromofluorobenzene	87	(50 - 150)

NOTE(S):

J Estimated result. Result is less than RL.

METHOD BLANK REPORT

GC/MS Volatiles

Client Lot #...: A8A310102 **Work Order #...:** KGKDN1AA **Matrix.....:** WATER
MB Lot-Sample #: A8B050000-212

Prep Date.....: 02/05/08 **Final Wgt/Vol..:** 5 mL
Analysis Date..: 02/05/08 **Prep Batch #...:** 8036212
Dilution Factor: 1 **Initial Wgt/Vol:** 5 mL

PARAMETER	RESULT	REPORTING LIMIT	UNITS	METHOD
Bromochloromethane	ND	1.0	ug/L	SW846 8260B
1,2-Dibromoethane	ND	1.0	ug/L	SW846 8260B
cis-1,2-Dichloroethene	ND	1.0	ug/L	SW846 8260B
trans-1,2-Dichloroethene	ND	1.0	ug/L	SW846 8260B
o-Xylene	ND	1.0	ug/L	SW846 8260B
m-Xylene & p-Xylene	ND	2.0	ug/L	SW846 8260B
Chloromethane	ND	1.0	ug/L	SW846 8260B
Bromomethane	ND	1.0	ug/L	SW846 8260B
Vinyl chloride	ND	1.0	ug/L	SW846 8260B
Chloroethane	ND	1.0	ug/L	SW846 8260B
Methylene chloride	ND	2.0	ug/L	SW846 8260B
Acetone	ND	10	ug/L	SW846 8260B
Carbon disulfide	ND	1.0	ug/L	SW846 8260B
1,1-Dichloroethene	ND	1.0	ug/L	SW846 8260B
1,1-Dichloroethane	ND	1.0	ug/L	SW846 8260B
1,2-Dichloroethene (total)	ND	1.0	ug/L	SW846 8260B
Chloroform	ND	1.0	ug/L	SW846 8260B
1,2-Dichloroethane	ND	1.0	ug/L	SW846 8260B
2-Butanone	ND	10	ug/L	SW846 8260B
1,1,1-Trichloroethane	ND	1.0	ug/L	SW846 8260B
Carbon tetrachloride	ND	1.0	ug/L	SW846 8260B
Bromodichloromethane	ND	1.0	ug/L	SW846 8260B
1,2-Dichloropropane	ND	1.0	ug/L	SW846 8260B
cis-1,3-Dichloropropene	ND	1.0	ug/L	SW846 8260B
Trichloroethene	ND	1.0	ug/L	SW846 8260B
Dibromochloromethane	ND	1.0	ug/L	SW846 8260B
1,1,2-Trichloroethane	ND	1.0	ug/L	SW846 8260B
Benzene	ND	1.0	ug/L	SW846 8260B
trans-1,3-Dichloropropene	ND	1.0	ug/L	SW846 8260B
Bromoform	ND	1.0	ug/L	SW846 8260B
4-Methyl-2-pentanone	ND	10	ug/L	SW846 8260B
2-Hexanone	ND	10	ug/L	SW846 8260B
Tetrachloroethene	ND	1.0	ug/L	SW846 8260B
1,1,2,2-Tetrachloroethane	ND	1.0	ug/L	SW846 8260B
Toluene	ND	1.0	ug/L	SW846 8260B
Chlorobenzene	ND	1.0	ug/L	SW846 8260B
Ethylbenzene	ND	1.0	ug/L	SW846 8260B
Styrene	ND	1.0	ug/L	SW846 8260B
Xylenes (total)	ND	2.0	ug/L	SW846 8260B

(Continued on next page)

METHOD BLANK REPORT

GC/MS Volatiles

Client Lot #...: A8A310102 **Work Order #...:** KGKDN1AA **Matrix.....:** WATER

PARAMETER	RESULT	REPORTING LIMIT	UNITS	METHOD

SURROGATE	PERCENT RECOVERY	RECOVERY LIMITS
Dibromofluoromethane	89	(50 - 150)
1,2-Dichloroethane-d4	87	(50 - 150)
Toluene-d8	92	(50 - 150)
4-Bromofluorobenzene	91	(50 - 150)

NOTE(S):

Calculations are performed before rounding to avoid round-off errors in calculated results.

LABORATORY CONTROL SAMPLE EVALUATION REPORT

GC/MS Volatiles

Client Lot #...: A8A310102 Work Order #...: KGKDN1AC-LCS Matrix.....: WATER
LCS Lot-Sample#: A8B050000-212 KGKDN1AD-LCSD
Prep Date.....: 02/05/08 Analysis Date..: 02/05/08
Prep Batch #...: 8036212
Dilution Factor: 1 Final Wgt/Vol..: 5 mL
Initial Wgt/Vol: 5 mL

PARAMETER	PERCENT RECOVERY	RECOVERY LIMITS	RPD	RPD LIMITS	METHOD
cis-1,2-Dichloroethene	99	(73 - 133)			SW846 8260B
	99	(73 - 133)	0.14	(0-30)	SW846 8260B
trans-1,2-Dichloroethene	98	(75 - 134)			SW846 8260B
	99	(75 - 134)	1.0	(0-30)	SW846 8260B
1,2-Dibromoethane	105	(75 - 127)			SW846 8260B
	103	(75 - 127)	1.3	(0-30)	SW846 8260B
Bromochloromethane	103	(75 - 127)			SW846 8260B
	103	(75 - 127)	0.070	(0-30)	SW846 8260B
m-Xylene & p-Xylene	105	(75 - 122)			SW846 8260B
	105	(75 - 122)	0.92	(0-30)	SW846 8260B
o-Xylene	104	(75 - 118)			SW846 8260B
	105	(75 - 118)	0.67	(0-30)	SW846 8260B
Chloromethane	73	(58 - 135)			SW846 8260B
	76	(58 - 135)	4.8	(0-30)	SW846 8260B
Bromomethane	83	(35 - 153)			SW846 8260B
	89	(35 - 153)	6.3	(0-30)	SW846 8260B
Vinyl chloride	81	(73 - 134)			SW846 8260B
	87	(73 - 134)	6.7	(0-30)	SW846 8260B
Chloroethane	79	(72 - 129)			SW846 8260B
	85	(72 - 129)	7.4	(0-30)	SW846 8260B
Methylene chloride	91	(69 - 118)			SW846 8260B
	92	(69 - 118)	1.2	(0-30)	SW846 8260B
Acetone	90	(51 - 157)			SW846 8260B
	86	(51 - 157)	4.9	(0-30)	SW846 8260B
Carbon disulfide	91	(74 - 123)			SW846 8260B
	93	(74 - 123)	2.1	(0-30)	SW846 8260B
1,1-Dichloroethene	98	(75 - 125)			SW846 8260B
	101	(75 - 125)	3.6	(0-30)	SW846 8260B
1,1-Dichloroethane	93	(75 - 133)			SW846 8260B
	94	(75 - 133)	0.62	(0-30)	SW846 8260B
1,2-Dichloroethene (total)	99	(85 - 111)			SW846 8260B
	99	(85 - 111)	0.57	(0-30)	SW846 8260B
Chloroform	97	(74 - 127)			SW846 8260B
	98	(74 - 127)	0.77	(0-30)	SW846 8260B
1,2-Dichloroethane	97	(67 - 132)			SW846 8260B
	98	(67 - 132)	1.1	(0-30)	SW846 8260B

(Continued on next page)

LABORATORY CONTROL SAMPLE EVALUATION REPORT

GC/MS Volatiles

Client Lot #...: A8A310102 **Work Order #...:** KGKDN1AC-LCS **Matrix.....:** WATER
LCS Lot-Sample#: A8B050000-212 KGKDN1AD-LCSD

PARAMETER	PERCENT RECOVERY	RECOVERY LIMITS	RPD	RPD LIMITS	METHOD
2-Butanone	86	(45 - 150)			SW846 8260B
	80	(45 - 150)	6.5	(0-30)	SW846 8260B
1,1,1-Trichloroethane	96	(70 - 127)			SW846 8260B
	98	(70 - 127)	1.9	(0-30)	SW846 8260B
Carbon tetrachloride	96	(71 - 132)			SW846 8260B
	99	(71 - 132)	2.7	(0-30)	SW846 8260B
Bromodichloromethane	96	(70 - 130)			SW846 8260B
	96	(70 - 130)	0.58	(0-30)	SW846 8260B
1,2-Dichloropropane	92	(75 - 127)			SW846 8260B
	94	(75 - 127)	2.4	(0-30)	SW846 8260B
cis-1,3-Dichloropropene	92	(73 - 132)			SW846 8260B
	93	(73 - 132)	0.15	(0-30)	SW846 8260B
Trichloroethene	102	(67 - 128)			SW846 8260B
	103	(67 - 128)	0.93	(0-30)	SW846 8260B
Dibromochloromethane	106	(74 - 145)			SW846 8260B
	107	(74 - 145)	0.49	(0-30)	SW846 8260B
1,1,2-Trichloroethane	103	(75 - 136)			SW846 8260B
	103	(75 - 136)	0.78	(0-30)	SW846 8260B
Benzene	94	(75 - 126)			SW846 8260B
	95	(75 - 126)	1.7	(0-30)	SW846 8260B
trans-1,3-Dichloropropene	98	(74 - 131)			SW846 8260B
	97	(74 - 131)	1.1	(0-30)	SW846 8260B
Bromoform	108	(72 - 136)			SW846 8260B
	104	(72 - 136)	3.6	(0-30)	SW846 8260B
4-Methyl-2-pentanone	83	(59 - 150)			SW846 8260B
	79	(59 - 150)	4.8	(0-30)	SW846 8260B
2-Hexanone	80	(53 - 139)			SW846 8260B
	82	(53 - 139)	2.4	(0-30)	SW846 8260B
Tetrachloroethene	112	(75 - 129)			SW846 8260B
	114	(75 - 129)	2.5	(0-30)	SW846 8260B
1,1,2,2-Tetrachloroethane	93	(68 - 129)			SW846 8260B
	93	(68 - 129)	0.58	(0-30)	SW846 8260B
Toluene	100	(75 - 125)			SW846 8260B
	101	(75 - 125)	1.5	(0-30)	SW846 8260B
Chlorobenzene	105	(75 - 127)			SW846 8260B
	106	(75 - 127)	1.0	(0-30)	SW846 8260B
Ethylbenzene	104	(75 - 120)			SW846 8260B
	104	(75 - 120)	0.35	(0-30)	SW846 8260B
Styrene	105	(75 - 130)			SW846 8260B
	104	(75 - 130)	1.0	(0-30)	SW846 8260B
Xylenes (total)	104	(90 - 114)			SW846 8260B
	105	(90 - 114)	0.84	(0-30)	SW846 8260B

(Continued on next page)

LABORATORY CONTROL SAMPLE EVALUATION REPORT

GC/MS Volatiles

Client Lot #...: A8A310102 **Work Order #...:** KGKDN1AC-LCS **Matrix.....:** WATER
LCS Lot-Sample#: A8B050000-212 KGKDN1AD-LCSD

SURROGATE	PERCENT RECOVERY	RECOVERY LIMITS
Dibromofluoromethane	90	(50 - 150)
	90	(50 - 150)
1,2-Dichloroethane-d4	85	(50 - 150)
	86	(50 - 150)
Toluene-d8	92	(50 - 150)
	93	(50 - 150)
4-Bromofluorobenzene	94	(50 - 150)
	93	(50 - 150)

NOTE(S):

Calculations are performed before rounding to avoid round-off errors in calculated results.

Bold print denotes control parameters

MATRIX SPIKE SAMPLE EVALUATION REPORT

GC/MS Volatiles

Client Lot #...: A8A310102 Work Order #...: KGCL01AC-MS Matrix.....: WG
MS Lot-Sample #: A8A310102-017 KGCL01AD-MSD
Date Sampled...: 01/30/08 13:15 Date Received..: 01/31/08
Prep Date.....: 02/05/08 Analysis Date..: 02/05/08
Prep Batch #...: 8036212
Dilution Factor: 1 Initial Wgt/Vol: 5 mL Final Wgt/Vol..: 5 mL

PARAMETER	PERCENT RECOVERY	RECOVERY LIMITS	RPD	RPD LIMITS	METHOD
cis-1,2-Dichloroethene	94	(70 - 130)			SW846 8260B
	92	(70 - 130)	2.0	(0-30)	SW846 8260B
trans-1,2-Dichloroethene	91	(70 - 130)			SW846 8260B
	92	(70 - 130)	0.29	(0-30)	SW846 8260B
1,2-Dibromoethane	103	(70 - 130)			SW846 8260B
	100	(70 - 130)	3.5	(0-30)	SW846 8260B
Bromochloromethane	100	(70 - 130)			SW846 8260B
	98	(70 - 130)	1.8	(0-30)	SW846 8260B
Chloromethane	70	(70 - 130)			SW846 8260B
	71	(70 - 130)	1.8	(0-30)	SW846 8260B
Bromomethane	80	(70 - 130)			SW846 8260B
	83	(70 - 130)	2.9	(0-30)	SW846 8260B
Vinyl chloride	80	(70 - 130)			SW846 8260B
	81	(70 - 130)	0.85	(0-30)	SW846 8260B
Chloroethane	78	(70 - 130)			SW846 8260B
	77	(70 - 130)	2.2	(0-30)	SW846 8260B
Methylene chloride	87	(70 - 130)			SW846 8260B
	87	(70 - 130)	0.69	(0-30)	SW846 8260B
Acetone	100	(70 - 130)			SW846 8260B
	107	(70 - 130)	7.0	(0-30)	SW846 8260B
Carbon disulfide	84	(70 - 130)			SW846 8260B
	84	(70 - 130)	0.57	(0-30)	SW846 8260B
1,1-Dichloroethene	96	(70 - 130)			SW846 8260B
	95	(70 - 130)	0.84	(0-30)	SW846 8260B
1,1-Dichloroethane	89	(70 - 130)			SW846 8260B
	88	(70 - 130)	0.63	(0-30)	SW846 8260B
1,2-Dichloroethene (total)	93	(70 - 130)			SW846 8260B
	92	(70 - 130)	0.86	(0-30)	SW846 8260B
Chloroform	91	(70 - 130)			SW846 8260B
	91	(70 - 130)	0.65	(0-30)	SW846 8260B
1,2-Dichloroethane	94	(70 - 130)			SW846 8260B
	93	(70 - 130)	0.31	(0-30)	SW846 8260B
2-Butanone	86	(70 - 130)			SW846 8260B
	89	(70 - 130)	3.0	(0-30)	SW846 8260B
1,1,1-Trichloroethane	91	(70 - 130)			SW846 8260B
	92	(70 - 130)	0.92	(0-30)	SW846 8260B
Carbon tetrachloride	93	(70 - 130)			SW846 8260B
	93	(70 - 130)	0.45	(0-30)	SW846 8260B

(Continued on next page)

MATRIX SPIKE SAMPLE EVALUATION REPORT

GC/MS Volatiles

Client Lot #...: A8A310102 **Work Order #...:** KGCL01AC-MS **Matrix.....:** WG
MS Lot-Sample #: A8A310102-017 KGCL01AD-MSD

PARAMETER	PERCENT RECOVERY	RECOVERY LIMITS	RPD	RPD LIMITS	METHOD
Bromodichloromethane	92	(70 - 130)			SW846 8260B
	90	(70 - 130)	2.8	(0-30)	SW846 8260B
1,2-Dichloropropane	89	(70 - 130)			SW846 8260B
	86	(70 - 130)	3.0	(0-30)	SW846 8260B
cis-1,3-Dichloropropene	87	(70 - 130)			SW846 8260B
	85	(70 - 130)	1.9	(0-30)	SW846 8260B
Trichloroethene	94	(70 - 130)			SW846 8260B
	92	(70 - 130)	2.7	(0-30)	SW846 8260B
Dibromochloromethane	102	(70 - 130)			SW846 8260B
	102	(70 - 130)	0.31	(0-30)	SW846 8260B
1,1,2-Trichloroethane	100	(70 - 130)			SW846 8260B
	100	(70 - 130)	0.73	(0-30)	SW846 8260B
Benzene	91	(70 - 130)			SW846 8260B
	89	(70 - 130)	2.1	(0-30)	SW846 8260B
trans-1,3-Dichloropropene	91	(70 - 130)			SW846 8260B
	89	(70 - 130)	2.5	(0-30)	SW846 8260B
Bromoform	103	(70 - 130)			SW846 8260B
	99	(70 - 130)	3.6	(0-30)	SW846 8260B
4-Methyl-2-pentanone	83	(70 - 130)			SW846 8260B
	83	(70 - 130)	0.90	(0-30)	SW846 8260B
2-Hexanone	89	(70 - 130)			SW846 8260B
	86	(70 - 130)	2.8	(0-30)	SW846 8260B
Tetrachloroethene	104	(70 - 130)			SW846 8260B
	101	(70 - 130)	2.6	(0-30)	SW846 8260B
1,1,2,2-Tetrachloroethane	97	(70 - 130)			SW846 8260B
	97	(70 - 130)	1.0	(0-30)	SW846 8260B
Toluene	95	(70 - 130)			SW846 8260B
	94	(70 - 130)	0.99	(0-30)	SW846 8260B
Chlorobenzene	98	(70 - 130)			SW846 8260B
	97	(70 - 130)	0.63	(0-30)	SW846 8260B
Ethylbenzene	97	(70 - 130)			SW846 8260B
	95	(70 - 130)	1.9	(0-30)	SW846 8260B
Styrene	97	(70 - 130)			SW846 8260B
	91	(70 - 130)	5.6	(0-30)	SW846 8260B
Xylenes (total)	96	(70 - 130)			SW846 8260B
	95	(70 - 130)	1.6	(0-30)	SW846 8260B

SURROGATE	PERCENT RECOVERY	RECOVERY LIMITS
Dibromofluoromethane	90	(50 - 150)
	90	(50 - 150)

(Continued on next page)

MATRIX SPIKE SAMPLE EVALUATION REPORT

GC/MS Volatiles

Client Lot #...: A8A310102 **Work Order #...:** KGCL01AC-MS **Matrix.....:** WG
MS Lot-Sample #: A8A310102-017 KGCL01AD-MSD

SURROGATE	PERCENT RECOVERY	RECOVERY LIMITS
1,2-Dichloroethane-d4	85	(50 - 150)
	84	(50 - 150)
Toluene-d8	89	(50 - 150)
	90	(50 - 150)
4-Bromofluorobenzene	92	(50 - 150)
	91	(50 - 150)

NOTE(S):

Calculations are performed before rounding to avoid round-off errors in calculated results.

Bold print denotes control parameters

Data File: \\cansvr11\dd\chem\MSV\a3ux16.i\M80205A.b\UXM8255.D
Report Date: 05-Feb-2008 09:11

TestAmerica North Canton

CONTINUING CALIBRATION COMPOUNDS

Instrument ID: a3ux16.i Injection Date: 05-FEB-2008 08:55
Lab File ID: UXM8255.D Init. Cal. Date(s): 27-DEC-2007 21-JAN-2008
Analysis Type: WATER Init. Cal. Times: 14:24 12:08
Lab Sample ID: 50NG-CC Quant Type: ISTD
Method: \\cansvr11\dd\chem\MSV\a3ux16.i\M80205A.b\8260LLUX16.m

COMPOUND	RRF / AMOUNT	RF50	CCAL RRF50	MIN RRF	%D / %DRIFT	MAX %D / %DRIFT	CURVE TYPE
$ 4 Dibromofluoromethane	0.25278	0.22399	0.22399	0.010	11.38876	50.00000	Averaged
$ 5 1,2-Dichloroethane-d4	0.30825	0.26752	0.26752	0.010	13.21329	50.00000	Averaged
$ 6 Toluene-d8	1.39854	1.28402	1.28402	0.010	8.18862	50.00000	Averaged
$ 7 Bromofluorobenzene	0.48333	0.45052	0.45052	0.010	6.78816	50.00000	Averaged
8 Dichlorodifluoromethane	0.25547	0.20377	0.20377	0.010	20.23829	50.00000	Averaged
9 Chloromethane	0.41920	0.29025	0.29025	0.100	30.76092	50.00000	Averaged
10 Vinyl Chloride	0.39053	0.32328	0.32328	0.010	17.21960	20.00000	Averaged
11 Bromomethane	0.18570	0.16350	0.16350	0.010	11.95179	50.00000	Averaged
12 Chloroethane	0.24453	0.19341	0.19341	0.010	20.90478	50.00000	Averaged
13 Trichlorofluoromethane	0.26353	0.31975	0.31975	0.010	21.33342	50.00000	Averaged
15 Acrolein	500	906	0.02262	0.010	81.12522	0.000e+000	Quadratic
16 Acetone	100	92.30663	0.07400	0.010	7.69337	0.000e+000	Wt Linear
17 1,1-Dichloroethene	0.27984	0.27272	0.27272	0.010	2.54574	20.00000	Averaged
18 Freon-113	0.19697	0.20067	0.20067	0.010	-1.87747	50.00000	Averaged
19 Iodomethane	0.44946	0.45597	0.45597	0.010	-1.44730	50.00000	Averaged
20 Carbon Disulfide	0.91114	0.82146	0.82146	0.010	9.84261	50.00000	Averaged
21 Methylene Chloride	0.32479	0.29632	0.29632	0.010	8.76496	50.00000	Averaged
22 Acetonitrile	500	396	0.02230	0.010	20.75490	0.000e+000	Quadratic
23 Acrylonitrile	0.11574	0.10143	0.10143	0.010	12.36582	50.00000	Averaged
24 Methyl tert-butyl ether	0.89764	0.78727	0.78727	0.010	12.29580	50.00000	Averaged
25 trans-1,2-Dichloroethene	0.30987	0.29655	0.29655	0.010	4.29739	50.00000	Averaged
26 Hexane	0.07121	0.06590	0.06590	0.010	7.45947	20.00000	Averaged
27 Vinyl acetate	0.38828	0.48152	0.48152	0.010	24.01367	50.00000	Averaged
28 1,1-Dichloroethane	0.52698	0.47651	0.47651	0.100	9.57839	50.00000	Averaged
29 tert-Butyl Alcohol	1000	799	0.01557	0.010	20.13302	0.000e+000	Wt Linear
30 2-Butanone	0.13040	0.09989	0.09989	0.010	23.39532	50.00000	Averaged
M 31 1,2-Dichloroethene (total)	0.31315	0.30195	0.30195	0.010	3.57600	50.00000	Averaged
32 cis-1,2-dichloroethene	0.31643	0.30735	0.30735	0.010	2.86971	50.00000	Averaged
33 2,2-Dichloropropane	0.33437	0.30625	0.30625	0.010	8.41056	50.00000	Averaged
34 Bromochloromethane	0.15171	0.15278	0.15278	0.010	-0.70438	50.00000	Averaged
35 Chloroform	0.48135	0.46118	0.46118	0.010	4.18964	20.00000	Averaged
36 Tetrahydrofuran	0.09578	0.06915	0.06915	0.010	27.80666	50.00000	Averaged
37 1,1,1-Trichloroethane	0.38159	0.35631	0.35631	0.010	6.62437	50.00000	Averaged
38 1,1-Dichloropropene	0.40073	0.36865	0.36865	0.010	8.00398	50.00000	Averaged
39 Carbon Tetrachloride	0.33177	0.31288	0.31288	0.010	5.69304	50.00000	Averaged
40 1,2-Dichloroethane	0.36791	0.34940	0.34940	0.010	5.02971	50.00000	Averaged
41 Benzene	1.22780	1.15589	1.15589	0.010	5.85649	50.00000	Averaged
42 Trichloroethene	0.32053	0.32159	0.32159	0.010	-0.33118	50.00000	Averaged
43 1,2-Dichloropropane	0.28655	0.25486	0.25486	0.010	11.05944	20.00000	Averaged
44 1,4-Dioxane	0.00178	0.00162	0.00162	0.001	9.36503	50.00000	Averaged
45 Dibromomethane	0.15694	0.15486	0.15486	0.010	1.32626	50.00000	Averaged
46 Bromodichloromethane	0.33598	0.32614	0.32614	0.010	2.93022	50.00000	Averaged
47 2-Chloroethyl vinyl ether	0.15570	0.15330	0.15330	0.010	1.54411	50.00000	Averaged

Data File: \\cansvr11\dd\chem\MSV\a3ux16.i\M80205A.b\UXM8255.D
Report Date: 05-Feb-2008 09:11

TestAmerica North Canton

CONTINUING CALIBRATION COMPOUNDS

Instrument ID: a3ux16.i Injection Date: 05-FEB-2008 08:55
Lab File ID: UXM8255.D Init. Cal. Date(s): 27-DEC-2007 21-JAN-2008
Analysis Type: WATER Init. Cal. Times: 14:24 12:08
Lab Sample ID: 50NG-CC Quant Type: ISTD
Method: \\cansvr11\dd\chem\MSV\a3ux16.i\M80205A.b\8260LLUX16.m

COMPOUND	RRF / AMOUNT	RF50	CCAL RRF50	MIN RRF	%D / %DRIFT	MAX %D / %DRIFT	CURVE TYPE
48 cis-1,3-Dichloropropene	0.43966	0.41430	0.41430	0.010	5.76677	50.00000	Averaged
49 4-Methyl-2-pentanone	0.26164	0.21580	0.21580	0.010	17.51999	50.00000	Averaged
50 Toluene	1.63160	1.61907	1.61907	0.010	0.76760	20.00000	Averaged
51 trans-1,3-Dichloropropene	0.50518	0.48609	0.48609	0.010	3.78028	50.00000	Averaged
52 Ethyl Methacrylate	0.47534	0.45194	0.45194	0.010	4.92249	50.00000	Averaged
53 1,1,2-Trichloroethane	0.30161	0.30966	0.30966	0.010	-2.66949	50.00000	Averaged
54 1,3-Dichloropropane	0.55967	0.55175	0.55175	0.010	1.41444	50.00000	Averaged
55 Tetrachloroethene	0.30478	0.33338	0.33338	0.010	-9.38399	50.00000	Averaged
56 2-Hexanone	0.22165	0.18717	0.18717	0.010	15.55410	50.00000	Averaged
57 Dibromochloromethane	0.31432	0.32688	0.32688	0.010	-3.99434	50.00000	Averaged
58 1,2-Dibromoethane	0.30352	0.31463	0.31463	0.010	-3.66200	50.00000	Averaged
59 Chlorobenzene	1.01951	1.05541	1.05541	0.300	-3.52167	50.00000	Averaged
60 1,1,1,2-Tetrachloroethane	0.35032	0.36286	0.36286	0.010	-3.58198	50.00000	Averaged
61 Ethylbenzene	0.55474	0.56714	0.56714	0.010	-2.23511	20.00000	Averaged
62 m + p-Xylene	0.69979	0.70902	0.70902	0.010	-1.31886	50.00000	Averaged
M 63 Xylenes (total)	0.69878	0.70815	0.70815	0.010	-1.34065	50.00000	Averaged
64 Xylene-o	0.69676	0.70641	0.70641	0.010	-1.38425	50.00000	Averaged
65 Styrene	1.12520	1.16135	1.16135	0.010	-3.21290	50.00000	Averaged
66 Bromoform	0.20367	0.21270	0.21270	0.100	-4.43705	50.00000	Averaged
67 Isopropylbenzene	1.60493	1.59407	1.59407	0.010	0.67700	50.00000	Averaged
68 1,1,2,2-Tetrachloroethane	0.71850	0.65565	0.65565	0.300	8.74751	50.00000	Averaged
69 1,4-Dichloro-2-butene	0.20381	0.18011	0.18011	0.010	11.62814	50.00000	Averaged
70 1,2,3-Trichloropropane	0.22065	0.20991	0.20991	0.010	4.86577	50.00000	Averaged
71 Bromobenzene	0.79058	0.80858	0.80858	0.010	-2.27639	50.00000	Averaged
72 n-Propylbenzene	0.89311	0.85655	0.85655	0.010	4.09322	50.00000	Averaged
73 2-Chlorotoluene	0.78983	0.77946	0.77946	0.010	1.31314	50.00000	Averaged
74 1,3,5-Trimethylbenzene	2.64279	2.51589	2.51589	0.010	4.80184	50.00000	Averaged
75 4-Chlorotoluene	0.77538	0.77969	0.77969	0.010	-0.55632	50.00000	Averaged
76 tert-Butylbenzene	2.29481	2.19648	2.19648	0.010	4.28518	50.00000	Averaged
77 1,2,4-Trimethylbenzene	2.70329	2.59002	2.59002	0.010	4.19028	50.00000	Averaged
78 sec-Butylbenzene	3.22866	2.98979	2.98979	0.010	7.39864	50.00000	Averaged
79 4-Isopropyltoluene	2.69719	2.56503	2.56503	0.010	4.90003	50.00000	Averaged
80 1,3-Dichlorobenzene	1.50838	1.53889	1.53889	0.010	-2.02243	50.00000	Averaged
81 1,4-Dichlorobenzene	1.58325	1.58603	1.58603	0.010	-0.17547	50.00000	Averaged
82 n-Butylbenzene	2.29341	2.07323	2.07323	0.010	9.60056	50.00000	Averaged
83 1,2-Dichlorobenzene	1.49043	1.48840	1.48840	0.010	0.13580	50.00000	Averaged
84 1,2-Dibromo-3-chloropropane	0.14387	0.12881	0.12881	0.010	10.47233	50.00000	Averaged
85 1,2,4-Trichlorobenzene	0.88473	0.89663	0.89663	0.010	-1.34520	50.00000	Averaged
86 Hexachlorobutadiene	50.00000	49.28490	0.31372	0.010	1.43019	0.000e+000	Quadratic
87 Naphthalene	2.18201	1.96817	1.96817	0.010	9.79992	50.00000	Averaged
88 1,2,3-Trichlorobenzene	50.00000	50.34720	0.71120	0.010	-0.69441	0.000e+000	Quadratic
98 Cyclohexane	0.58678	0.48912	0.48912	0.010	16.64317	50.00000	Averaged
143 Methyl Acetate	0.27186	0.20277	0.20277	0.010	25.41524	50.00000	Averaged

Data File: \\cansvr11\dd\chem\MSV\a3ux16.i\M80205A.b\UXM8255.D
Report Date: 05-Feb-2008 09:11

TestAmerica North Canton

CONTINUING CALIBRATION COMPOUNDS

Instrument ID: a3ux16.i Injection Date: 05-FEB-2008 08:55
Lab File ID: UXM8255.D Init. Cal. Date(s): 27-DEC-2007 21-JAN-2008
Analysis Type: WATER Init. Cal. Times: 14:24 12:08
Lab Sample ID: 50NG-CC Quant Type: ISTD
Method: \\cansvr11\dd\chem\MSV\a3ux16.i\M80205A.b\8260LLUX16.m

COMPOUND	RRF / AMOUNT	RF50	CCAL RRF50	MIN RRF	%D / %DRIFT	MAX %D / %DRIFT	CURVE TYPE
144 Methylcyclohexane	0.53072	0.46884	0.46884	0.010	11.66014	50.00000	Averaged
141 1,3,5-Trichlorobenzene	0.99091	1.01659	1.01659	0.010	-2.59104	50.00000	Averaged
149 Vinyl Acetate-86	0.03986	0.05735	0.05735	0.010	-43.87410	50.00000	Averaged

Data File: \\cansvr11\dd\chem\MSV\a3ux16.i\M80205A.b\UXM8259.D
Report Date: 07-Feb-2008 11:28

TestAmerica North Canton

RECOVERY REPORT

Client Name:
Sample Matrix: LIQUID
Lab Smp Id: MRL CHECK Opener
Level: LOW
Data Type: MS DATA
SpikeList File: MRL.spk
Sublist File: 2-8260.sub
Client SDG: SDGa00932
Fraction: VOA
Operator: 9237
SampleType: METHSPIKE
Quant Type: ISTD
Method File: \\cansvr11\dd\chem\MSV\a3ux16.i\M80205A.b\8260LLUX16.m
Misc Info: M80205A,8260LLUX16,,9237,3

	SPIKE COMPOUND	CONC ADDED ug/L	CONC RECOVERED ug/L	% RECOVERED	LIMITS
	17 1,1-Dichloroethene	1.000	0.8718	87.18	70-130
	42 Trichloroethene	1.000	0.9442	94.42	70-130
	59 Chlorobenzene	1.000	0.9430	94.31	70-130
	50 Toluene	1.000	0.9135	91.35	70-130
	41 Benzene	1.000	0.8593	85.93	70-130
	16 Acetone	2.000	0.9426	47.13*	70-130
	20 Carbon Disulfide	1.000	0.7920	79.20	70-130
	9 Chloromethane	1.000	0.6723	67.23*	70-130
	11 Bromomethane	1.000	0.9169	91.69	70-130
	10 Vinyl Chloride	1.000	0.7559	75.59	70-130
	12 Chloroethane	1.000	0.7797	77.97	70-130
	21 Methylene Chloride	1.000	1.047	104.73	70-130
	28 1,1-Dichloroethane	1.000	0.8217	82.17	70-130
M	31 1,2-Dichloroethene	2.000	1.750	87.51	70-130
	35 Chloroform	1.000	0.8698	86.98	70-130
	40 1,2-Dichloroethane	1.000	0.8592	85.92	70-130
	30 2-Butanone	2.000	1.415	70.75	70-130
	37 1,1,1-Trichloroeth	1.000	0.8140	81.40	70-130
	39 Carbon Tetrachlori	1.000	0.7908	79.08	70-130
	46 Bromodichlorometha	1.000	0.8004	80.04	70-130
	43 1,2-Dichloropropan	1.000	0.8155	81.55	70-130
	48 cis-1,3-Dichloropr	1.000	0.7187	71.87	70-130
	54 1,3-Dichloropropan	1.000	0.8443	84.43	70-130
	57 Dibromochlorometha	1.000	0.8464	84.65	70-130
	53 1,1,2-Trichloroeth	1.000	0.9649	96.49	70-130
	51 trans-1,3-Dichloro	1.000	0.7792	77.92	70-130
	49 4-Methyl-2-pentano	2.000	1.287	64.35*	70-130
	56 2-Hexanone	2.000	1.352	67.63*	70-130
	55 Tetrachloroethene	1.000	1.040	103.97	70-130
	68 1,1,2,2-Tetrachlor	1.000	0.7633	76.33	70-130
	66 Bromoform	1.000	0.7918	79.18	70-130
	61 Ethylbenzene	1.000	0.8314	83.14	70-130
	65 Styrene	1.000	0.7923	79.23	70-130
M	63 Xylenes (total)	3.000	2.576	85.86	70-130
	32 cis-1,2-dichloroet	1.000	0.8724	87.24	70-130
	25 trans-1,2-Dichloro	1.000	0.8777	87.77	70-130
	8 Dichlorodifluorome	1.000	0.6055	NI 60.55*	70-130
	13 Trichlorofluoromet	1.000	0.9086	90.86	70-130
	70 1,2,3-Trichloropro	1.000	0.8207	82.07	70-130
	18 Freon-113	1.000	0.8895	88.95	70-130

Data File: \\cansvr11\dd\chem\MSV\a3ux16.i\M80205A.b\UXM8259.D
Report Date: 07-Feb-2008 11:28

	SPIKE COMPOUND	CONC ADDED ug/L	CONC RECOVERED ug/L	% RECOVERED	LIMITS
24	Methyl tert-butyl	1.000	0.7877	78.77	70-130
58	1,2-Dibromoethane	1.000	0.8553	85.53	70-130
67	Isopropylbenzene	1.000	0.8231	82.31	70-130
80	1,3-Dichlorobenzen	1.000	0.9182	91.82	70-130
81	1,4-Dichlorobenzen	1.000	0.9224	92.24	70-130
83	1,2-Dichlorobenzen	1.000	0.9029	90.29	70-130
84	1,2-Dibromo-3-chlo	1.000	0.7734	77.34	70-130
85	1,2,4-Trichloroben	1.000	0.9224	92.24	70-130
98	Cyclohexane	1.000	0.7193	71.93	70-130
143	Methyl Acetate	2.000	1.360	NT 68.01*	70-130
144	Methylcyclohexane	1.000	0.7369	73.69	70-130
71	Bromobenzene	1.000	0.9085	90.85	70-130
34	Bromochloromethane	1.000	0.8992	89.92	70-130
82	n-Butylbenzene	1.000	0.7437	74.37	70-130
78	sec-Butylbenzene	1.000	0.7436	74.36	70-130
76	tert-Butylbenzene	1.000	0.7255	72.55	70-130
73	2-Chlorotoluene	1.000	0.8171	81.71	70-130
75	4-Chlorotoluene	1.000	0.8685	86.85	70-130
45	Dibromomethane	1.000	0.8646	86.46	70-130
33	2,2-Dichloropropan	1.000	0.8396	83.96	70-130
38	1,1-Dichloropropen	1.000	0.8240	82.40	70-130
86	Hexachlorobutadien	1.000	1.181	118.15	70-130
19	Iodomethane	1.000	0.9094	90.94	70-130
79	4-Isopropyltoluene	1.000	0.7312	73.12	70-130
87	Naphthalene	1.000	0.6882	NT 68.82*	70-130
72	n-Propylbenzene	1.000	0.8021	80.21	70-130
60	1,1,1,2-Tetrachlor	1.000	0.8518	85.18	70-130
88	1,2,3-Trichloroben	1.000	0.5986	NT 59.86*	70-130
77	1,2,4-Trimethylben	1.000	0.7480	74.80	70-130
74	1,3,5-Trimethylben	1.000	0.7295	72.95	70-130
149	Vinyl Acetate-86	1.000	0.9952	99.52	70-130
62	m + p-Xylene	2.000	1.734	86.71	70-130
64	Xylene-o	1.000	0.8416	84.17	70-130
49	4-Methyl-2-pentano	2.000	1.287	64.35*	70-130

	SURROGATE COMPOUND	CONC ADDED ug/L	CONC RECOVERED ug/L	% RECOVERED	LIMITS
$ 4	Dibromofluorometha	10.000	8.652	86.52	73-122
$ 5	1,2-Dichloroethane	10.000	8.683	86.83	61-128
$ 6	Toluene-d8	10.000	9.070	90.70	76-110
$ 7	Bromofluorobenzene	10.000	9.068	90.68	74-116

Data File: \\cansvr11\dd\chem\MSV\a3ux16.i\M80205A.b\UXM8284.D
Report Date: 07-Feb-2008 11:28

TestAmerica North Canton

RECOVERY REPORT

Client Name:
Sample Matrix: LIQUID
Lab Smp Id: MRL CHECK closer
Level: LOW
Data Type: MS DATA
SpikeList File: MRL.spk
Sublist File: 2-8260.SUB
Client SDG: SDGa00932
Fraction: VOA
Operator: 9237
SampleType: METHSPIKE
Quant Type: ISTD
Method File: \\cansvr11\dd\chem\MSV\a3ux16.i\M80205A.b\8260LLUX16.m
Misc Info: M80205A,8260LLUX16,2-8260.SUB,9237,3

	SPIKE COMPOUND	CONC ADDED ug/L	CONC RECOVERED ug/L	% RECOVERED	LIMITS
	17 1,1-Dichloroethene	1.000	0.9662	96.63	70-130
	42 Trichloroethene	1.000	0.9588	95.88	70-130
	59 Chlorobenzene	1.000	0.9722	97.22	70-130
	50 Toluene	1.000	0.9430	94.30	70-130
	41 Benzene	1.000	0.9236	92.37	70-130
	16 Acetone	2.000	1.924	96.21	70-130
	20 Carbon Disulfide	1.000	0.7798	77.98	70-130
	9 Chloromethane	1.000	0.7556	75.56	70-130
	11 Bromomethane	1.000	0.9193	91.93	70-130
	10 Vinyl Chloride	1.000	0.8222	82.22	70-130
	12 Chloroethane	1.000	0.8076	80.76	70-130
	21 Methylene Chloride	1.000	1.132	113.26	70-130
	28 1,1-Dichloroethane	1.000	0.8835	88.35	70-130
M	31 1,2-Dichloroethene	2.000	1.825	91.27	70-130
	35 Chloroform	1.000	0.9024	90.24	70-130
	40 1,2-Dichloroethane	1.000	0.9586	95.86	70-130
	30 2-Butanone	2.000	1.750	87.50	70-130
	37 1,1,1-Trichloroeth	1.000	0.8911	89.11	70-130
	39 Carbon Tetrachlori	1.000	0.8706	87.06	70-130
	46 Bromodichlorometha	1.000	0.8776	87.76	70-130
	43 1,2-Dichloropropan	1.000	0.8610	86.10	70-130
	48 cis-1,3-Dichloropr	1.000	0.7735	77.35	70-130
	54 1,3-Dichloropropan	1.000	0.9159	91.59	70-130
	57 Dibromochlorometha	1.000	0.8274	82.74	70-130
	53 1,1,2-Trichloroeth	1.000	1.078	107.76	70-130
	51 trans-1,3-Dichloro	1.000	0.7474	74.74	70-130
	49 4-Methyl-2-pentano	2.000	1.523	76.16	70-130
	56 2-Hexanone	2.000	1.611	80.55	70-130
	55 Tetrachloroethene	1.000	1.043	104.30	70-130
	68 1,1,2,2-Tetrachlor	1.000	0.9200	92.00	70-130
	66 Bromoform	1.000	0.8390	83.90	70-130
	61 Ethylbenzene	1.000	0.8851	88.51	70-130
	65 Styrene	1.000	0.8410	84.10	70-130
M	63 Xylenes (total)	3.000	2.562	85.41	70-130
	32 cis-1,2-dichloroet	1.000	0.9347	93.47	70-130
	25 trans-1,2-Dichloro	1.000	0.8907	89.07	70-130
	8 Dichlorodifluorome	1.000	0.6687	66.87*	70-130
	13 Trichlorofluoromet	1.000	0.9396	93.96	70-130
	70 1,2,3-Trichloropro	1.000	0.9220	92.20	70-130
	18 Freon-113	1.000	0.9081	90.81	70-130

Data File: \\cansvr11\dd\chem\MSV\a3ux16.i\M80205A.b\UXM8284.D
Report Date: 07-Feb-2008 11:28

	SPIKE COMPOUND	CONC ADDED ug/L	CONC RECOVERED ug/L	% RECOVERED	LIMITS
24	Methyl tert-butyl	1.000	0.8620	86.20	70-130
58	1,2-Dibromoethane	1.000	0.9604	96.04	70-130
67	Isopropylbenzene	1.000	0.8103	81.03	70-130
80	1,3-Dichlorobenzen	1.000	0.9336	93.37	70-130
81	1,4-Dichlorobenzen	1.000	0.9398	93.98	70-130
83	1,2-Dichlorobenzen	1.000	0.9719	97.19	70-130
84	1,2-Dibromo-3-chlo	1.000	0.8130	81.30	70-130
85	1,2,4-Trichloroben	1.000	0.9870	98.70	70-130
98	Cyclohexane	1.000	0.7150	71.50	70-130
143	Methyl Acetate	2.000	1.684	84.20	70-130
144	Methylcyclohexane	1.000	0.7649	76.49	70-130
71	Bromobenzene	1.000	0.8942	89.42	70-130
34	Bromochloromethane	1.000	0.9837	98.37	70-130
82	n-Butylbenzene	1.000	0.7129	71.29	70-130
78	sec-Butylbenzene	1.000	0.7331	73.31	70-130
76	tert-Butylbenzene	1.000	0.7498	74.98	70-130
73	2-Chlorotoluene	1.000	0.8413	84.13	70-130
75	4-Chlorotoluene	1.000	0.8390	83.90	70-130
45	Dibromomethane	1.000	0.9556	95.56	70-130
33	2,2-Dichloropropan	1.000	0.7648	76.48	70-130
38	1,1-Dichloropropen	1.000	0.8808	88.08	70-130
86	Hexachlorobutadien	1.000	1.204	120.38	70-130
19	Iodomethane	1.000	1.018	101.78	70-130
79	4-Isopropyltoluene	1.000	0.7512	75.12	70-130
87	Naphthalene	1.000	0.8693	86.93	70-130
72	n-Propylbenzene	1.000	0.8204	82.04	70-130
60	1,1,1,2-Tetrachlor	1.000	0.8728	87.28	70-130
88	1,2,3-Trichloroben	1.000	0.7583	75.83	70-130
77	1,2,4-Trimethylben	1.000	0.7545	75.45	70-130
74	1,3,5-Trimethylben	1.000	0.7650	76.50	70-130
149	Vinyl Acetate-86	1.000	1.341	134.13*	70-130
62	m + p-Xylene	2.000	1.730	86.50	70-130
64	Xylene-o	1.000	0.8323	83.23	70-130
49	4-Methyl-2-pentano	2.000	1.523	76.16	70-130

	SURROGATE COMPOUND	CONC ADDED ug/L	CONC RECOVERED ug/L	% RECOVERED	LIMITS
$ 4	Dibromofluorometha	10.000	9.047	90.47	73-122
$ 5	1,2-Dichloroethane	10.000	8.827	88.27	61-128
$ 6	Toluene-d8	10.000	9.012	90.12	76-110
$ 7	Bromofluorobenzene	10.000	8.994	89.94	74-116

GCMS SEMIVOLATILE DATA

Ravenna, OH Data Review Checklist

Project Number: 030240.0006.05
Sample Event: January 2008
Data Reviewer/Date: Angye Dragotta/ March 11, 2008

SDG: A8A310102 R0
Analysis: SW846 8270C (including PAH's)

Review Questions:	Yes	No	N/A	Comments	Qual/Criteria
1. Did Chain-of-Custody information agree with laboratory report?	✓			COC#: 117215,336181,117232 and 117214;	
2. Were samples preserved properly and received in good condition?	✓			Sample coolers were received between 0.2 and 5.2°C. Upon receipt, it was documented by the laboratory, that the samples were not frozen and received in good condition. No qualifications were made to sample results based on temperatures less than 2°C.	QAPP Table 4-2
3. Were samples extracted using the correct preparation, clean-up methods?	✓				QAPP Table 4-2
4. Were samples extracted within required holding times (7 days - water)?	✓			Samples collected 1/29/08 and 1/30/08. Samples were extracted on 2/1/08.	QAPP Table 4-2 J/UJ/R
5. Were samples analyzed within required holding times (40 days after extraction)?	✓			Samples analyzed on 2/4/08 and 2/5/08.	QAPP Table 4-2 J/UJ/R
6. Were sample storage requirements met?	✓				QAPP Table 4-2
7. Were QAPP specified PQLs achieved?	✓				QAPP Table 3-4 and 3-6
8. Were all QAPP-specified target analytes reported?	✓				QAPP Table 3-4 and 3-6
9. Was the GC/MS system tuned with decafluorotriphenylphosphine (DFTPP)?	✓				LCG Table 2
10. Were the criteria met during each 12 hour shift?	✓			1/31/08@1314, 2/4/08@1003, 2/5/08@ 0931, 2/6/08 @ 0840	LCG Table 2
11. Did the initial calibration curve consist of 5 concentration levels, with the low standard near but above the MDL?	✓			Instrument A4HP7 ICAL 1/31/08@1454 stds = 0.05, 0.25, 0.50, 1.0, 2.5, 5.0, 7.5, 10.0, 12.5 ng on column	LCG Table 2 R
12. Did the Calibration Check Compounds (CCCs) (see Table 1 below) relative standard deviation (%RSD) ≤ 30%?	✓				LCG Table 2 R
13. Were the minimum response factors (RFs) for the System Performance Check Compounds (SPCCs) (see Table 2 below) met?	✓				LCG Table 2 R
14. Was each target analyte <15 % RSD, or was the average RSD <15%?	✓			ICAL1/31/08@1454 all <15%RSD-Average fit. 4-chloroaniline had manual integrations for all curve levels. Per LCG, "manual integration is NOT acceptable for initial calibrations, except for the low level calibration concentrations (1st and 2nd point of the curve.)" No qualifications made, since	LCG Table 2 15% <RSD< 30% = J/UJ

Ravenna, OH Data Review Checklist

Project Number: 030240.0006.05
Sample Event: January 2008
Data Reviewer/Date: Angye Dragotta/ March 11, 2008

SDG: A8A310102 R0
Analysis: SW846 8270C (including PAH's)

Review Questions:	Yes	No	N/A	Comments	Qual/Criteria
				the LCG doesn't specifically address flagging criteria.	
15. If a different calibration option was used, was the correlation coefficient (r^2) or coefficient of determination (COD) (r) ≥0.99?	✓				LCG Table 2 r<0.99=-J/R
16. Was a MDL Level Verification performed once per quarter with all target analytes detected?	✓			1/31/08 @ 1454, 1434, 1354	LCG Table 2 R
17. Was a MRL Level Verification run at the beginning and end of the sequence or every 12 hours?	✓			2/4/08@1042, 1934 2/5/08@ 1030, 1846 2/6/08@1002,1738	LCG Table 2
18. Were the QC/MRL recoveries 70-130%?		✓		2/5/08@1846-Pentachlorophenol recovered at 64.55% and 2,4-Dinitrophenol at 54.94%, LCG control limits are 70-130%. Samples FWGLL12mw-113c-0589-GW and FWGLL12mw-063-0565-GW had the pentachlorophenol and 2,4-Dinitrophenol results flagged estimated "J" for detected results and "UJ" for non-detected results. 2/6/08@1002- Hexachlorocyclopentadiene recovered at 64.97%, below LCG control limits of 70-130%. No additional qualifications made as sample results for hexachlorocyclopentadiene were flagged unusable, "R", based on LCS outliers.	LCG Table 2 >130%=J; 50-70%=J/UJ; <50%=J/R
19. Was a second source (ICV) verification analyzed after the ICAL? Were results 70-130%?	✓			1/31/08 @ 1632	LCG Table 2 >130%=J; 50-70%=J/UJ; <50%=J/R
20. Was a CCV analyzed every 12 hours?	✓			2/4/08 @ 1022, 2/5/08@0950, 2/6/08@0922	LCG Table 2
21. Was the percent difference (% D) for the CCCs ≤ 20%? (see Table 1) (% drift if regression fit model used)	✓				LCG Table 2
22. Were the minimum RFs for the SPCCs met? (see Table 2)	✓				LCG Table 2
23. Was the %Difference or %Drift ≤20% for all target analytes? OR was the average %D ≤20% with no individual analyte ≥30%D?		✓		2/6/08@0922- Hexachlorocyclopentadiene %D=31.34%. Sample FWGEQUIPRinse3-0611-GW had the Hexachlorocyclopentadiene result flagged unusable, "R".	LCG Table 2 Avg D>20% and D>30% =R; Avg %D<20% and D>30% =J

Ravenna, OH Data Review Checklist

Project Number: 030240.0006.05
Sample Event: January 2008
Data Reviewer/Date: Angye Dragotta/ March 11, 2008

SDG: A8A310102 R0
Analysis: SW846 8270C (including PAH's)

Review Questions:	Yes	No	N/A	Comments	Qual/Criteria
					D>30% (neg) = J/R D>30% (pos) = J
24. Were the internal standards added to every sample?	✓				LCG Table 2
25. Were the retention times for all IS compounds within ±30 seconds from the RT of the mid-point ICAL std?	✓				LCG Table 2 R
26. Did the areas of all IS compounds vary by no more than -50% to +100% from the ICAL EICP area?	✓				LCG Table 2 R
27. Was a method blank prepared and analyzed with each batch?	✓				LCG Table 2
28. Were all target analytes in the method blank <1/2 the MRL?	✓				LCG Table 2 <5/10x blank = B
29. Was a field blank collected and analyzed?	✓			FWGEQUIPRinse3-0611-GW	
30. Were all target analytes in the field blank analysis <1/2 the MRL?	✓				<5/10x blank = B
31. Was a field duplicate analyzed?	✓			FWGLL3mw-DUP4-0604-GW was a field duplicate for FWGLL12mw-245C-0600-GW.	
32. Were the field duplicate RPDs ≤30%?	✓				QAPP Table 3-2 RPD >30=J
33. Was an LCS prepared and analyzed with each batch?	✓				LCG Table 2
34. Were the LCS recoveries within limits specified in LCG Appendix C?		✓		Benzoic acid recovered at 1.7%% (30-136%), hexachlorocyclopentadiene recovered at 20% (30-115%) and 1,4-dichlorobenzene at 120%. Benzoic acid and hexachlorocyclopentadiene results were qualified non-usable "R". There were no detected concentrations of 1,4-dichlorobenzene in any of the samples, so no qualifications were made to the 1,4-dichlorobenzene results.	LCG Appendix C >UL=J; 30%-LL=J/UJ; <30%=J/R
35. Was a MS/MSD pair prepared with each batch?	✓				LCG Table 2
36. Was the MS/MSD parent sample a Ravenna sample?	✓			A matrix evaluation was performed on two samples. The parents were from FWG12mw-128c-0590-GW and from another client's sample.	
37. Were MS/MSD recoveries 45-135% and RPD value <40%?		✓		No qualifications were made from observed outliers from the other client's sample. For the matrix spike performed on FWG12mw-128c-0590-GW,	LCG Table 2 Pj

Project Number: 030240.0006.05
Sample Event: January 2008
Data Reviewer/Date: Angye Dragotta/ March 11, 2008

SDG: A8A310102 R0
Analysis: SW846 8270C (including PAH's)

Review Questions:	Yes	No	N/A	Comments	Qual/Criteria
and RPD value ≤40%?				benzoic acid recovered below control limits at 44%in the MS and hexachlorocyclopentadiene recovered below control limits in both the MS and MSD at 16% and 20%. The RPDs for the matrix spikes were within control limits. No additional qualifications were made to the sample results based on the MS/MSD outliers as benzoic acid and hexachlorocyclopentadiene were previously determined unusable due to LCS outliers.	
38. Were surrogate recoveries within 50-150%?		✓		Samples FWGLL12mw-245c-0600-GW, FWGLL12mw-Dup4-0604-GW, FWGEQUIPRINSE3-611-GW, FWGLL12mw-246c-0566-GW, FWGLL12mw-187c-0594-GW, FWGLL12mw-243c-0598-GW, FWGLL12mw-128c-0590-GW, FWGLL1mw-063c-0565-GW and the method blank had surrogate 2-fluorophenol recover below control limits (50%). No qualifications were made because LCG (Attachment A "Data Validation Guidelines, Section 2.10) allows one surrogate failure without qualification.	LCG Table 2 >150%=J; 10% -50%=J/UJ; <10%=J/R
39. Were reported sample concentrations within calibration range?	✓				
40. Were laboratory-generated Quality Control Exception Reports issued? If yes, summarize contents.		✓			
41. Were lab comments included in report? If yes, summarize contents.	✓			See narrative regarding LCS & MS outliers.	

References:

Louisville Chemistry Guidelines (LCG), USACE June 2002 version 5; Section I "Chemical Analysis Criteria" Table 2 and Attachment A "Data Validation Guidelines:

Final Quality Assurance Project Plan (QAPP) Addendum for the Facility-Wide Groundwater Monitoring Program Ravenna Army Ammunition Plant, Ravenna, OH, Portage Environmental September 2004

Additional Comments:

Table 1: CCCs

Base / Neutral Compunds	Acid Compounds
Acenaphthalene	4-Chloro-3-methylphenol
1,4-Dichlorobenzene	2,4-Dichlorophenol

Project Number: 030240.0006.05
Sample Event: January 2008
Data Reviewer/Date: Angye Dragotta/ March 11, 2008

SDG: A8A310102 R0
Analysis: SW846 8270C (including PAH's)

Hexachlorobutadiene	2-Nitrophenol
N-Nitrosodiphehylamine	Phenol
Di-n-octylphthalate	Pentachlorophenol
Fluoroanthene	2,4,6-Trichlorophenol
Benzo(a)pyrene	

(All analytes if CCCs not included in standard)

Table 2: SPCCs

N-Nitroso-di-n-propylamine	0.050
Hexachlorocyclopentadiene	0.050
2,4-Dinitrophenol	0.050
4-Nitrophenol	0.050

Environmental Quality Mgt., Inc.

Client Sample ID: FWGLL12mw-245C-0600-GW

GC/MS Semivolatiles

Lot-Sample #...: A8A310102-001 **Work Order #...:** KGCKT1AC **Matrix.....:** WG
Date Sampled...: 01/30/08 09:10 **Date Received..:** 01/31/08
Prep Date.....: 02/01/08 **Analysis Date..:** 02/04/08
Prep Batch #...: 8031405
Dilution Factor: 1 **Initial Wgt/Vol:** 990 mL **Final Wgt/Vol..:** 2 mL
Method.....: SW846 8270C

PARAMETER	RESULT	REPORTING LIMIT	UNITS	MDL
Benzoic acid	ND	10	ug/L	4.4
Benzyl alcohol	ND	5.0	ug/L	0.49
Phenol	ND	1.0	ug/L	0.96
bis(2-Chloroethyl)-ether	ND	1.0	ug/L	0.088
2-Chlorophenol	ND	1.0	ug/L	0.039
1,3-Dichlorobenzene	ND	1.0	ug/L	0.53
1,4-Dichlorobenzene	ND	1.0	ug/L	0.52
1,2-Dichlorobenzene	ND	1.0	ug/L	0.59
2-Methylphenol	ND	1.0	ug/L	0.56
2,2'-oxybis(1-Chloro-propane)	ND	1.0	ug/L	0.52
4-Methylphenol	ND	1.0	ug/L	0.64
N-Nitrosodi-n-propyl-amine	ND	1.0	ug/L	0.53
Hexachloroethane	ND	1.0	ug/L	0.58
Nitrobenzene	ND	1.0	ug/L	0.053
Isophorone	ND	1.0	ug/L	0.50
2-Nitrophenol	ND	2.0	ug/L	1.3
2,4-Dimethylphenol	ND	2.0	ug/L	0.56
bis(2-Chloroethoxy) methane	ND	1.0	ug/L	0.49
2,4-Dichlorophenol	ND	2.0	ug/L	1.1
1,2,4-Trichloro-benzene	ND	1.0	ug/L	0.59
Naphthalene	ND	0.20	ug/L	0.069
4-Chloroaniline	ND	2.0	ug/L	0.56
Hexachlorobutadiene	ND	1.0	ug/L	0.51
4-Chloro-3-methylphenol	ND	2.0	ug/L	0.41
2-Methylnaphthalene	ND	0.20	ug/L	0.061
Hexachlorocyclopenta-diene	ND	10	ug/L	0.74
2,4,6-Trichloro-phenol	ND	5.0	ug/L	1.4
2,4,5-Trichloro-phenol	ND	5.0	ug/L	0.96
2-Chloronaphthalene	ND	1.0	ug/L	0.62
2-Nitroaniline	ND	2.0	ug/L	0.43

(Continued on next page)

Environmental Quality Mgt., Inc.

Client Sample ID: FWGLL12mw-245C-0600-GW

GC/MS Semivolatiles

Lot-Sample #...: A8A310102-001 **Work Order #...:** KGCKT1AC **Matrix.....:** WG

PARAMETER	RESULT	REPORTING LIMIT	UNITS	MDL
Dimethyl phthalate	ND	1.0	ug/L	0.44
Acenaphthylene	ND	0.20	ug/L	0.054
2,6-Dinitrotoluene	ND	5.0	ug/L	0.47
3-Nitroaniline	ND	2.0	ug/L	0.67
Acenaphthene	ND	0.20	ug/L	0.054
2,4-Dinitrophenol	ND	5.0	ug/L	3.5
4-Nitrophenol	ND	5.0	ug/L	0.63
Dibenzofuran	ND	1.0	ug/L	0.54
2,4-Dinitrotoluene	ND	5.0	ug/L	0.40
Diethyl phthalate	ND	1.0	ug/L	0.63
4-Chlorophenyl phenyl ether	ND	2.0	ug/L	0.55
Fluorene	ND	0.20	ug/L	0.043
4-Nitroaniline	ND	2.0	ug/L	0.47
4,6-Dinitro-2-methylphenol	ND	5.0	ug/L	0.27
N-Nitrosodiphenylamine	ND	1.0	ug/L	0.46
4-Bromophenyl phenyl ether	ND	2.0	ug/L	0.52
Hexachlorobenzene	ND	0.20	ug/L	0.065
Pentachlorophenol	ND	5.0	ug/L	0.48
Phenanthrene	ND	0.20	ug/L	0.087
Anthracene	ND	0.20	ug/L	0.054
Carbazole	ND	1.0	ug/L	0.54
Di-n-butyl phthalate	ND	1.0	ug/L	0.61
Fluoranthene	ND	0.20	ug/L	0.036
Pyrene	ND	0.20	ug/L	0.048
Butyl benzyl phthalate	ND	1.0	ug/L	0.51
3,3'-Dichlorobenzidine	ND	5.0	ug/L	0.48
Benzo(a)anthracene	ND	0.20	ug/L	0.052
Chrysene	ND	0.20	ug/L	0.048
bis(2-Ethylhexyl) phthalate	**3.9 J**	**10**	**ug/L**	**0.88**
Di-n-octyl phthalate	ND	1.0	ug/L	0.39
Benzo(b)fluoranthene	ND	0.20	ug/L	0.049
Benzo(k)fluoranthene	ND	0.20	ug/L	0.049
Benzo(a)pyrene	ND	0.20	ug/L	0.048
Indeno(1,2,3-cd)pyrene	ND	0.20	ug/L	0.065
Dibenz(a,h)anthracene	ND	0.20	ug/L	0.039
Benzo(ghi)perylene	ND	0.20	ug/L	0.053

(Continued on next page)

Environmental Quality Mgt., Inc.

Client Sample ID: FWGLL12mw-245C-0600-GW

GC/MS Semivolatiles

Lot-Sample #...: A8A310102-001 **Work Order #...:** KGCKT1AC **Matrix.....:** WG

SURROGATE	PERCENT RECOVERY	RECOVERY LIMITS
Nitrobenzene-d5	68	(50 - 150)
2-Fluorobiphenyl	70	(50 - 150)
Terphenyl-d14	93	(50 - 150)
Phenol-d5	60	(50 - 150)
2-Fluorophenol	39 *	(50 - 150)
2,4,6-Tribromophenol	74	(50 - 150)

NOTE(S):

* Surrogate recovery is outside stated control limits.

J Estimated result. Result is less than RL.

Environmental Quality Mgt., Inc.

Client Sample ID: FWGLL12mw-DUP4-0604-GW

GC/MS Semivolatiles

Lot-Sample #...: A8A310102-003 **Work Order #...:** KGCK01AC **Matrix.....:** WG
Date Sampled...: 01/30/08 09:10 **Date Received..:** 01/31/08
Prep Date.....: 02/01/08 **Analysis Date..:** 02/04/08
Prep Batch #...: 8031405
Dilution Factor: 1 **Initial Wgt/Vol:** 980 mL **Final Wgt/Vol..:** 2 mL
Method.....: SW846 8270C

PARAMETER	RESULT	REPORTING LIMIT	UNITS	MDL
Benzoic acid	ND	10	ug/L	4.4
Benzyl alcohol	ND	5.0	ug/L	0.49
Phenol	ND	1.0	ug/L	0.96
bis(2-Chloroethyl)-ether	ND	1.0	ug/L	0.088
2-Chlorophenol	ND	1.0	ug/L	0.039
1,3-Dichlorobenzene	ND	1.0	ug/L	0.53
1,4-Dichlorobenzene	ND	1.0	ug/L	0.52
1,2-Dichlorobenzene	ND	1.0	ug/L	0.59
2-Methylphenol	ND	1.0	ug/L	0.56
2,2'-oxybis(1-Chloro-propane)	ND	1.0	ug/L	0.52
4-Methylphenol	ND	1.0	ug/L	0.64
N-Nitrosodi-n-propyl-amine	ND	1.0	ug/L	0.53
Hexachloroethane	ND	1.0	ug/L	0.58
Nitrobenzene	ND	1.0	ug/L	0.053
Isophorone	ND	1.0	ug/L	0.50
2-Nitrophenol	ND	2.0	ug/L	1.3
2,4-Dimethylphenol	ND	2.0	ug/L	0.56
bis(2-Chloroethoxy) methane	ND	1.0	ug/L	0.49
2,4-Dichlorophenol	ND	2.0	ug/L	1.1
1,2,4-Trichloro-benzene	ND	1.0	ug/L	0.59
Naphthalene	ND	0.20	ug/L	0.069
4-Chloroaniline	ND	2.0	ug/L	0.56
Hexachlorobutadiene	ND	1.0	ug/L	0.51
4-Chloro-3-methylphenol	ND	2.0	ug/L	0.41
2-Methylnaphthalene	ND	0.20	ug/L	0.061
Hexachlorocyclopenta-diene	ND	10	ug/L	0.74
2,4,6-Trichloro-phenol	ND	5.0	ug/L	1.4
2,4,5-Trichloro-phenol	ND	5.0	ug/L	0.96
2-Chloronaphthalene	ND	1.0	ug/L	0.62
2-Nitroaniline	ND	2.0	ug/L	0.43

(Continued on next page)

Environmental Quality Mgt., Inc.

Client Sample ID: FWGLL12mw-DUP4-0604-GW

GC/MS Semivolatiles

Lot-Sample #...: A8A310102-003 **Work Order #...:** KGCK01AC **Matrix.....:** WG

PARAMETER	RESULT	REPORTING LIMIT	UNITS	MDL
Dimethyl phthalate	ND	1.0	ug/L	0.44
Acenaphthylene	ND	0.20	ug/L	0.054
2,6-Dinitrotoluene	ND	5.0	ug/L	0.47
3-Nitroaniline	ND	2.0	ug/L	0.67
Acenaphthene	ND	0.20	ug/L	0.054
2,4-Dinitrophenol	ND	5.0	ug/L	3.5
4-Nitrophenol	ND	5.0	ug/L	0.63
Dibenzofuran	ND	1.0	ug/L	0.54
2,4-Dinitrotoluene	ND	5.0	ug/L	0.40
Diethyl phthalate	ND	1.0	ug/L	0.63
4-Chlorophenyl phenyl ether	ND	2.0	ug/L	0.55
Fluorene	ND	0.20	ug/L	0.043
4-Nitroaniline	ND	2.0	ug/L	0.47
4,6-Dinitro-2-methylphenol	ND	5.0	ug/L	0.27
N-Nitrosodiphenylamine	ND	1.0	ug/L	0.46
4-Bromophenyl phenyl ether	ND	2.0	ug/L	0.52
Hexachlorobenzene	ND	0.20	ug/L	0.065
Pentachlorophenol	ND	5.0	ug/L	0.48
Phenanthrene	ND	0.20	ug/L	0.087
Anthracene	ND	0.20	ug/L	0.054
Carbazole	ND	1.0	ug/L	0.54
Di-n-butyl phthalate	ND	1.0	ug/L	0.61
Fluoranthene	ND	0.20	ug/L	0.036
Pyrene	ND	0.20	ug/L	0.048
Butyl benzyl phthalate	ND	1.0	ug/L	0.51
3,3'-Dichlorobenzidine	ND	5.0	ug/L	0.48
Benzo(a)anthracene	ND	0.20	ug/L	0.052
Chrysene	ND	0.20	ug/L	0.048
bis(2-Ethylhexyl) phthalate	ND	10	ug/L	0.88
Di-n-octyl phthalate	ND	1.0	ug/L	0.39
Benzo(b)fluoranthene	ND	0.20	ug/L	0.049
Benzo(k)fluoranthene	ND	0.20	ug/L	0.049
Benzo(a)pyrene	ND	0.20	ug/L	0.048
Indeno(1,2,3-cd)pyrene	ND	0.20	ug/L	0.065
Dibenz(a,h)anthracene	ND	0.20	ug/L	0.039
Benzo(ghi)perylene	ND	0.20	ug/L	0.053

(Continued on next page)

Environmental Quality Mgt., Inc.

Client Sample ID: FWGLL12mw-DUP4-0604-GW

GC/MS Semivolatiles

Lot-Sample #...: A8A310102-003 **Work Order #...:** KGCK01AC **Matrix.....:** WG

SURROGATE	PERCENT RECOVERY	RECOVERY LIMITS
Nitrobenzene-d5	72	(50 - 150)
2-Fluorobiphenyl	72	(50 - 150)
Terphenyl-d14	91	(50 - 150)
Phenol-d5	69	(50 - 150)
2-Fluorophenol	47 *	(50 - 150)
2,4,6-Tribromophenol	76	(50 - 150)

NOTE(S):

* Surrogate recovery is outside stated control limits.

Environmental Quality Mgt., Inc.

Client Sample ID: FWGLL12mw-185C-0593-GW

GC/MS Semivolatiles

Lot-Sample #...: A8A310102-005 **Work Order #...:** KGCK61AC **Matrix.....:** WG
Date Sampled...: 01/30/08 11:45 **Date Received..:** 01/31/08
Prep Date.....: 02/01/08 **Analysis Date..:** 02/04/08
Prep Batch #...: 8031405
Dilution Factor: 1 **Initial Wgt/Vol:** 1010 mL **Final Wgt/Vol..:** 2 mL
Method.....: SW846 8270C

PARAMETER	RESULT	REPORTING LIMIT	UNITS	MDL
Benzoic acid	ND	10	ug/L	4.4
Benzyl alcohol	ND	5.0	ug/L	0.49
Phenol	ND	1.0	ug/L	0.96
bis(2-Chloroethyl)-ether	ND	1.0	ug/L	0.088
2-Chlorophenol	ND	1.0	ug/L	0.039
1,3-Dichlorobenzene	ND	1.0	ug/L	0.53
1,4-Dichlorobenzene	ND	1.0	ug/L	0.52
1,2-Dichlorobenzene	ND	1.0	ug/L	0.59
2-Methylphenol	ND	1.0	ug/L	0.56
2,2'-oxybis(1-Chloro-propane)	ND	1.0	ug/L	0.52
4-Methylphenol	ND	1.0	ug/L	0.64
N-Nitrosodi-n-propyl-amine	ND	1.0	ug/L	0.53
Hexachloroethane	ND	1.0	ug/L	0.58
Nitrobenzene	ND	1.0	ug/L	0.053
Isophorone	ND	1.0	ug/L	0.50
2-Nitrophenol	ND	2.0	ug/L	1.3
2,4-Dimethylphenol	ND	2.0	ug/L	0.56
bis(2-Chloroethoxy) methane	ND	1.0	ug/L	0.49
2,4-Dichlorophenol	ND	2.0	ug/L	1.1
1,2,4-Trichloro-benzene	ND	1.0	ug/L	0.59
Naphthalene	ND	0.20	ug/L	0.069
4-Chloroaniline	ND	2.0	ug/L	0.56
Hexachlorobutadiene	ND	1.0	ug/L	0.51
4-Chloro-3-methylphenol	ND	2.0	ug/L	0.41
2-Methylnaphthalene	ND	0.20	ug/L	0.061
Hexachlorocyclopenta-diene	ND	10	ug/L	0.74
2,4,6-Trichloro-phenol	ND	5.0	ug/L	1.4
2,4,5-Trichloro-phenol	ND	5.0	ug/L	0.96
2-Chloronaphthalene	ND	1.0	ug/L	0.62
2-Nitroaniline	ND	2.0	ug/L	0.43

(Continued on next page)

Environmental Quality Mgt., Inc.

Client Sample ID: FWGLL12mw-185C-0593-GW

GC/MS Semivolatiles

Lot-Sample #...: A8A310102-005 **Work Order #...:** KGCK61AC **Matrix.....:** WG

PARAMETER	RESULT	REPORTING LIMIT	UNITS	MDL
Dimethyl phthalate	ND	1.0	ug/L	0.44
Acenaphthylene	ND	0.20	ug/L	0.054
2,6-Dinitrotoluene	ND	5.0	ug/L	0.47
3-Nitroaniline	ND	2.0	ug/L	0.67
Acenaphthene	ND	0.20	ug/L	0.054
2,4-Dinitrophenol	ND	5.0	ug/L	3.5
4-Nitrophenol	ND	5.0	ug/L	0.63
Dibenzofuran	ND	1.0	ug/L	0.54
2,4-Dinitrotoluene	ND	5.0	ug/L	0.40
Diethyl phthalate	ND	1.0	ug/L	0.63
4-Chlorophenyl phenyl ether	ND	2.0	ug/L	0.55
Fluorene	ND	0.20	ug/L	0.043
4-Nitroaniline	ND	2.0	ug/L	0.47
4,6-Dinitro-2-methylphenol	ND	5.0	ug/L	0.27
N-Nitrosodiphenylamine	ND	1.0	ug/L	0.46
4-Bromophenyl phenyl ether	ND	2.0	ug/L	0.52
Hexachlorobenzene	ND	0.20	ug/L	0.065
Pentachlorophenol	ND	5.0	ug/L	0.48
Phenanthrene	ND	0.20	ug/L	0.087
Anthracene	ND	0.20	ug/L	0.054
Carbazole	ND	1.0	ug/L	0.54
Di-n-butyl phthalate	ND	1.0	ug/L	0.61
Fluoranthene	ND	0.20	ug/L	0.036
Pyrene	ND	0.20	ug/L	0.048
Butyl benzyl phthalate	ND	1.0	ug/L	0.51
3,3'-Dichlorobenzidine	ND	5.0	ug/L	0.48
Benzo(a)anthracene	ND	0.20	ug/L	0.052
Chrysene	ND	0.20	ug/L	0.048
bis(2-Ethylhexyl) phthalate	ND	10	ug/L	0.88
Di-n-octyl phthalate	ND	1.0	ug/L	0.39
Benzo(b)fluoranthene	ND	0.20	ug/L	0.049
Benzo(k)fluoranthene	ND	0.20	ug/L	0.049
Benzo(a)pyrene	ND	0.20	ug/L	0.048
Indeno(1,2,3-cd)pyrene	ND	0.20	ug/L	0.065
Dibenz(a,h)anthracene	ND	0.20	ug/L	0.039
Benzo(ghi)perylene	ND	0.20	ug/L	0.053

(Continued on next page)

Environmental Quality Mgt., Inc.

Client Sample ID: FWGLL12mw-185C-0593-GW

GC/MS Semivolatiles

Lot-Sample #...: A8A310102-005 **Work Order #...:** KGCK61AC **Matrix.....:** WG

SURROGATE	PERCENT RECOVERY	RECOVERY LIMITS
Nitrobenzene-d5	74	(50 - 150)
2-Fluorobiphenyl	72	(50 - 150)
Terphenyl-d14	95	(50 - 150)
Phenol-d5	67	(50 - 150)
2-Fluorophenol	52	(50 - 150)
2,4,6-Tribromophenol	79	(50 - 150)

Environmental Quality Mgt., Inc.

Client Sample ID: FWGLL12mw-244C-0599-GW

GC/MS Semivolatiles

Lot-Sample #...: A8A310102-007 **Work Order #...:** KGCLD1AC **Matrix.....:** WG
Date Sampled...: 01/30/08 13:20 **Date Received..:** 01/31/08
Prep Date.....: 02/01/08 **Analysis Date..:** 02/04/08
Prep Batch #...: 8031405
Dilution Factor: 1 **Initial Wgt/Vol:** 980 mL **Final Wgt/Vol..:** 2 mL
Method.....: SW846 8270C

PARAMETER	RESULT	REPORTING LIMIT	UNITS	MDL
Benzoic acid	ND	10	ug/L	4.4
Benzyl alcohol	ND	5.0	ug/L	0.49
Phenol	ND	1.0	ug/L	0.96
bis(2-Chloroethyl)-ether	ND	1.0	ug/L	0.088
2-Chlorophenol	ND	1.0	ug/L	0.039
1,3-Dichlorobenzene	ND	1.0	ug/L	0.53
1,4-Dichlorobenzene	ND	1.0	ug/L	0.52
1,2-Dichlorobenzene	ND	1.0	ug/L	0.59
2-Methylphenol	ND	1.0	ug/L	0.56
2,2'-oxybis(1-Chloro-propane)	ND	1.0	ug/L	0.52
4-Methylphenol	ND	1.0	ug/L	0.64
N-Nitrosodi-n-propyl-amine	ND	1.0	ug/L	0.53
Hexachloroethane	ND	1.0	ug/L	0.58
Nitrobenzene	ND	1.0	ug/L	0.053
Isophorone	ND	1.0	ug/L	0.50
2-Nitrophenol	ND	2.0	ug/L	1.3
2,4-Dimethylphenol	ND	2.0	ug/L	0.56
bis(2-Chloroethoxy) methane	ND	1.0	ug/L	0.49
2,4-Dichlorophenol	ND	2.0	ug/L	1.1
1,2,4-Trichloro-benzene	ND	1.0	ug/L	0.59
Naphthalene	ND	0.20	ug/L	0.069
4-Chloroaniline	ND	2.0	ug/L	0.56
Hexachlorobutadiene	ND	1.0	ug/L	0.51
4-Chloro-3-methylphenol	ND	2.0	ug/L	0.41
2-Methylnaphthalene	ND	0.20	ug/L	0.061
Hexachlorocyclopenta-diene	ND	10	ug/L	0.74
2,4,6-Trichloro-phenol	ND	5.0	ug/L	1.4
2,4,5-Trichloro-phenol	ND	5.0	ug/L	0.96
2-Chloronaphthalene	ND	1.0	ug/L	0.62
2-Nitroaniline	ND	2.0	ug/L	0.43

(Continued on next page)

Environmental Quality Mgt., Inc.

Client Sample ID: FWGLL12mw-244C-0599-GW

GC/MS Semivolatiles

Lot-Sample #...: A8A310102-007 **Work Order #...:** KGCLD1AC **Matrix.....:** WG

PARAMETER	RESULT	REPORTING LIMIT	UNITS	MDL
Dimethyl phthalate	ND	1.0	ug/L	0.44
Acenaphthylene	ND	0.20	ug/L	0.054
2,6-Dinitrotoluene	ND	5.0	ug/L	0.47
3-Nitroaniline	ND	2.0	ug/L	0.67
Acenaphthene	ND	0.20	ug/L	0.054
2,4-Dinitrophenol	ND	5.0	ug/L	3.5
4-Nitrophenol	ND	5.0	ug/L	0.63
Dibenzofuran	ND	1.0	ug/L	0.54
2,4-Dinitrotoluene	ND	5.0	ug/L	0.40
Diethyl phthalate	ND	1.0	ug/L	0.63
4-Chlorophenyl phenyl ether	ND	2.0	ug/L	0.55
Fluorene	ND	0.20	ug/L	0.043
4-Nitroaniline	ND	2.0	ug/L	0.47
4,6-Dinitro-2-methylphenol	ND	5.0	ug/L	0.27
N-Nitrosodiphenylamine	ND	1.0	ug/L	0.46
4-Bromophenyl phenyl ether	ND	2.0	ug/L	0.52
Hexachlorobenzene	ND	0.20	ug/L	0.065
Pentachlorophenol	ND	5.0	ug/L	0.48
Phenanthrene	ND	0.20	ug/L	0.087
Anthracene	ND	0.20	ug/L	0.054
Carbazole	ND	1.0	ug/L	0.54
Di-n-butyl phthalate	ND	1.0	ug/L	0.61
Fluoranthene	ND	0.20	ug/L	0.036
Pyrene	ND	0.20	ug/L	0.048
Butyl benzyl phthalate	ND	1.0	ug/L	0.51
3,3'-Dichlorobenzidine	ND	5.0	ug/L	0.48
Benzo(a)anthracene	ND	0.20	ug/L	0.052
Chrysene	ND	0.20	ug/L	0.048
bis(2-Ethylhexyl) phthalate	ND	10	ug/L	0.88
Di-n-octyl phthalate	ND	1.0	ug/L	0.39
Benzo(b)fluoranthene	ND	0.20	ug/L	0.049
Benzo(k)fluoranthene	ND	0.20	ug/L	0.049
Benzo(a)pyrene	ND	0.20	ug/L	0.048
Indeno(1,2,3-cd)pyrene	ND	0.20	ug/L	0.065
Dibenz(a,h)anthracene	ND	0.20	ug/L	0.039
Benzo(ghi)perylene	ND	0.20	ug/L	0.053

(Continued on next page)

Environmental Quality Mgt., Inc.

Client Sample ID: FWGLL12mw-244C-0599-GW

GC/MS Semivolatiles

Lot-Sample #...: A8A310102-007 **Work Order #...:** KGCLD1AC **Matrix.....:** WG

SURROGATE	PERCENT RECOVERY	RECOVERY LIMITS
Nitrobenzene-d5	82	(50 - 150)
2-Fluorobiphenyl	80	(50 - 150)
Terphenyl-d14	101	(50 - 150)
Phenol-d5	81	(50 - 150)
2-Fluorophenol	54	(50 - 150)
2,4,6-Tribromophenol	89	(50 - 150)

Environmental Quality Mgt., Inc.

Client Sample ID: FWGLL12mw-246C-0566-GW

GC/MS Semivolatiles

Lot-Sample #...: A8A310102-009 **Work Order #...:** KGCLG1AC **Matrix.....:** WG
Date Sampled...: 01/30/08 15:30 **Date Received..:** 01/31/08
Prep Date.....: 02/01/08 **Analysis Date..:** 02/04/08
Prep Batch #...: 8031405
Dilution Factor: 1 **Initial Wgt/Vol:** 1040 mL **Final Wgt/Vol..:** 2 mL
Method.....: SW846 8270C

PARAMETER	RESULT	REPORTING LIMIT	UNITS	MDL
Benzoic acid	ND	10	ug/L	4.4
Benzyl alcohol	ND	5.0	ug/L	0.49
Phenol	ND	1.0	ug/L	0.96
bis(2-Chloroethyl)-ether	ND	1.0	ug/L	0.088
2-Chlorophenol	ND	1.0	ug/L	0.039
1,3-Dichlorobenzene	ND	1.0	ug/L	0.53
1,4-Dichlorobenzene	ND	1.0	ug/L	0.52
1,2-Dichlorobenzene	ND	1.0	ug/L	0.59
2-Methylphenol	ND	1.0	ug/L	0.56
2,2'-oxybis(1-Chloro-propane)	ND	1.0	ug/L	0.52
4-Methylphenol	ND	1.0	ug/L	0.64
N-Nitrosodi-n-propyl-amine	ND	1.0	ug/L	0.53
Hexachloroethane	ND	1.0	ug/L	0.58
Nitrobenzene	ND	1.0	ug/L	0.053
Isophorone	ND	1.0	ug/L	0.50
2-Nitrophenol	ND	2.0	ug/L	1.3
2,4-Dimethylphenol	ND	2.0	ug/L	0.56
bis(2-Chloroethoxy) methane	ND	1.0	ug/L	0.49
2,4-Dichlorophenol	ND	2.0	ug/L	1.1
1,2,4-Trichloro-benzene	ND	1.0	ug/L	0.59
Naphthalene	ND	0.20	ug/L	0.069
4-Chloroaniline	ND	2.0	ug/L	0.56
Hexachlorobutadiene	ND	1.0	ug/L	0.51
4-Chloro-3-methylphenol	ND	2.0	ug/L	0.41
2-Methylnaphthalene	ND	0.20	ug/L	0.061
Hexachlorocyclopenta-diene	ND	10	ug/L	0.74
2,4,6-Trichloro-phenol	ND	5.0	ug/L	1.4
2,4,5-Trichloro-phenol	ND	5.0	ug/L	0.96
2-Chloronaphthalene	ND	1.0	ug/L	0.62
2-Nitroaniline	ND	2.0	ug/L	0.43

(Continued on next page)

Environmental Quality Mgt., Inc.

Client Sample ID: FWGLL12mw-246C-0566-GW

GC/MS Semivolatiles

Lot-Sample #...: A8A310102-009 Work Order #...: KGCLG1AC Matrix.....: WG

PARAMETER	RESULT	REPORTING LIMIT	UNITS	MDL
Dimethyl phthalate	ND	1.0	ug/L	0.44
Acenaphthylene	ND	0.20	ug/L	0.054
2,6-Dinitrotoluene	ND	5.0	ug/L	0.47
3-Nitroaniline	ND	2.0	ug/L	0.67
Acenaphthene	ND	0.20	ug/L	0.054
2,4-Dinitrophenol	ND	5.0	ug/L	3.5
4-Nitrophenol	ND	5.0	ug/L	0.63
Dibenzofuran	ND	1.0	ug/L	0.54
2,4-Dinitrotoluene	ND	5.0	ug/L	0.40
Diethyl phthalate	ND	1.0	ug/L	0.63
4-Chlorophenyl phenyl ether	ND	2.0	ug/L	0.55
Fluorene	ND	0.20	ug/L	0.043
4-Nitroaniline	ND	2.0	ug/L	0.47
4,6-Dinitro-2-methylphenol	ND	5.0	ug/L	0.27
N-Nitrosodiphenylamine	ND	1.0	ug/L	0.46
4-Bromophenyl phenyl ether	ND	2.0	ug/L	0.52
Hexachlorobenzene	ND	0.20	ug/L	0.065
Pentachlorophenol	ND	5.0	ug/L	0.48
Phenanthrene	ND	0.20	ug/L	0.087
Anthracene	ND	0.20	ug/L	0.054
Carbazole	ND	1.0	ug/L	0.54
Di-n-butyl phthalate	ND	1.0	ug/L	0.61
Fluoranthene	ND	0.20	ug/L	0.036
Pyrene	ND	0.20	ug/L	0.048
Butyl benzyl phthalate	ND	1.0	ug/L	0.51
3,3'-Dichlorobenzidine	ND	5.0	ug/L	0.48
Benzo(a)anthracene	ND	0.20	ug/L	0.052
Chrysene	ND	0.20	ug/L	0.048
bis(2-Ethylhexyl) phthalate	ND	10	ug/L	0.88
Di-n-octyl phthalate	ND	1.0	ug/L	0.39
Benzo(b)fluoranthene	ND	0.20	ug/L	0.049
Benzo(k)fluoranthene	ND	0.20	ug/L	0.049
Benzo(a)pyrene	ND	0.20	ug/L	0.048
Indeno(1,2,3-cd)pyrene	ND	0.20	ug/L	0.065
Dibenz(a,h)anthracene	ND	0.20	ug/L	0.039
Benzo(ghi)perylene	ND	0.20	ug/L	0.053

(Continued on next page)

Environmental Quality Mgt., Inc.

Client Sample ID: FWGLL12mw-246C-0566-GW

GC/MS Semivolatiles

Lot-Sample #...: A8A310102-009 **Work Order #...:** KGCLG1AC **Matrix.....:** WG

SURROGATE	PERCENT RECOVERY	RECOVERY LIMITS
Nitrobenzene-d5	70	(50 - 150)
2-Fluorobiphenyl	69	(50 - 150)
Terphenyl-d14	96	(50 - 150)
Phenol-d5	63	(50 - 150)
2-Fluorophenol	42 *	(50 - 150)
2,4,6-Tribromophenol	72	(50 - 150)

NOTE(S):

* Surrogate recovery is outside stated control limits.

Environmental Quality Mgt., Inc.

Client Sample ID: FWGLL12mw-187C-0594-GW

GC/MS Semivolatiles

Lot-Sample #...: A8A310102-013 **Work Order #...:** KGCLP1AC **Matrix.....:** WG
Date Sampled...: 01/30/08 09:50 **Date Received..:** 01/31/08
Prep Date.....: 02/01/08 **Analysis Date..:** 02/04/08
Prep Batch #...: 8031405
Dilution Factor: 1 **Initial Wgt/Vol:** 1050 mL **Final Wgt/Vol..:** 2 mL
Method.....: SW846 8270C

PARAMETER	RESULT	REPORTING LIMIT	UNITS	MDL
Benzoic acid	ND	10	ug/L	4.4
Benzyl alcohol	ND	5.0	ug/L	0.49
Phenol	ND	1.0	ug/L	0.96
bis(2-Chloroethyl)-ether	ND	1.0	ug/L	0.088
2-Chlorophenol	ND	1.0	ug/L	0.039
1,3-Dichlorobenzene	ND	1.0	ug/L	0.53
1,4-Dichlorobenzene	ND	1.0	ug/L	0.52
1,2-Dichlorobenzene	ND	1.0	ug/L	0.59
2-Methylphenol	ND	1.0	ug/L	0.56
2,2'-oxybis(1-Chloro-propane)	ND	1.0	ug/L	0.52
4-Methylphenol	ND	1.0	ug/L	0.64
N-Nitrosodi-n-propyl-amine	ND	1.0	ug/L	0.53
Hexachloroethane	ND	1.0	ug/L	0.58
Nitrobenzene	ND	1.0	ug/L	0.053
Isophorone	ND	1.0	ug/L	0.50
2-Nitrophenol	ND	2.0	ug/L	1.3
2,4-Dimethylphenol	ND	2.0	ug/L	0.56
bis(2-Chloroethoxy) methane	ND	1.0	ug/L	0.49
2,4-Dichlorophenol	ND	2.0	ug/L	1.1
1,2,4-Trichloro-benzene	ND	1.0	ug/L	0.59
Naphthalene	ND	0.20	ug/L	0.069
4-Chloroaniline	ND	2.0	ug/L	0.56
Hexachlorobutadiene	ND	1.0	ug/L	0.51
4-Chloro-3-methylphenol	ND	2.0	ug/L	0.41
2-Methylnaphthalene	ND	0.20	ug/L	0.061
Hexachlorocyclopenta-diene	ND	10	ug/L	0.74
2,4,6-Trichloro-phenol	ND	5.0	ug/L	1.4
2,4,5-Trichloro-phenol	ND	5.0	ug/L	0.96
2-Chloronaphthalene	ND	1.0	ug/L	0.62
2-Nitroaniline	ND	2.0	ug/L	0.43

(Continued on next page)

Environmental Quality Mgt., Inc.

Client Sample ID: FWGLL12mw-187C-0594-GW

GC/MS Semivolatiles

Lot-Sample #...: A8A310102-013 Work Order #...: KGCLP1AC Matrix.....: WG

PARAMETER	RESULT	REPORTING LIMIT	UNITS	MDL
Dimethyl phthalate	ND	1.0	ug/L	0.44
Acenaphthylene	ND	0.20	ug/L	0.054
2,6-Dinitrotoluene	ND	5.0	ug/L	0.47
3-Nitroaniline	ND	2.0	ug/L	0.67
Acenaphthene	ND	0.20	ug/L	0.054
2,4-Dinitrophenol	ND	5.0	ug/L	3.5
4-Nitrophenol	ND	5.0	ug/L	0.63
Dibenzofuran	ND	1.0	ug/L	0.54
2,4-Dinitrotoluene	ND	5.0	ug/L	0.40
Diethyl phthalate	ND	1.0	ug/L	0.63
4-Chlorophenyl phenyl ether	ND	2.0	ug/L	0.55
Fluorene	ND	0.20	ug/L	0.043
4-Nitroaniline	ND	2.0	ug/L	0.47
4,6-Dinitro-2-methylphenol	ND	5.0	ug/L	0.27
N-Nitrosodiphenylamine	ND	1.0	ug/L	0.46
4-Bromophenyl phenyl ether	ND	2.0	ug/L	0.52
Hexachlorobenzene	ND	0.20	ug/L	0.065
Pentachlorophenol	ND	5.0	ug/L	0.48
Phenanthrene	ND	0.20	ug/L	0.087
Anthracene	ND	0.20	ug/L	0.054
Carbazole	ND	1.0	ug/L	0.54
Di-n-butyl phthalate	ND	1.0	ug/L	0.61
Fluoranthene	ND	0.20	ug/L	0.036
Pyrene	ND	0.20	ug/L	0.048
Butyl benzyl phthalate	ND	1.0	ug/L	0.51
3,3'-Dichlorobenzidine	ND	5.0	ug/L	0.48
Benzo(a)anthracene	ND	0.20	ug/L	0.052
Chrysene	ND	0.20	ug/L	0.048
bis(2-Ethylhexyl) phthalate	ND	10	ug/L	0.88
Di-n-octyl phthalate	ND	1.0	ug/L	0.39
Benzo(b)fluoranthene	ND	0.20	ug/L	0.049
Benzo(k)fluoranthene	ND	0.20	ug/L	0.049
Benzo(a)pyrene	ND	0.20	ug/L	0.048
Indeno(1,2,3-cd)pyrene	ND	0.20	ug/L	0.065
Dibenz(a,h)anthracene	ND	0.20	ug/L	0.039
Benzo(ghi)perylene	ND	0.20	ug/L	0.053

(Continued on next page)

Environmental Quality Mgt., Inc.

Client Sample ID: FWGLL12mw-187C-0594-GW

GC/MS Semivolatiles

Lot-Sample #...: A8A310102-013 **Work Order #...:** KGCLP1AC **Matrix.....:** WG

SURROGATE	PERCENT RECOVERY	RECOVERY LIMITS
Nitrobenzene-d5	68	(50 - 150)
2-Fluorobiphenyl	70	(50 - 150)
Terphenyl-d14	99	(50 - 150)
Phenol-d5	56	(50 - 150)
2-Fluorophenol	48 *	(50 - 150)
2,4,6-Tribromophenol	74	(50 - 150)

NOTE(S):

* Surrogate recovery is outside stated control limits.

Environmental Quality Mgt., Inc.

Client Sample ID: FWGLL12mw-243C-0598-GW

GC/MS Semivolatiles

Lot-Sample #...: A8A310102-015 **Work Order #...:** KGCLW1AC **Matrix.....:** WG
Date Sampled...: 01/30/08 11:30 **Date Received..:** 01/31/08
Prep Date.....: 02/01/08 **Analysis Date..:** 02/04/08
Prep Batch #...: 8031405
Dilution Factor: 1 **Initial Wgt/Vol:** 1000 mL **Final Wgt/Vol..:** 2 mL
Method.....: SW846 8270C

PARAMETER	RESULT	REPORTING LIMIT	UNITS	MDL
Benzoic acid	ND	10	ug/L	4.4
Benzyl alcohol	ND	5.0	ug/L	0.49
Phenol	ND	1.0	ug/L	0.96
bis(2-Chloroethyl)-ether	ND	1.0	ug/L	0.088
2-Chlorophenol	ND	1.0	ug/L	0.039
1,3-Dichlorobenzene	ND	1.0	ug/L	0.53
1,4-Dichlorobenzene	ND	1.0	ug/L	0.52
1,2-Dichlorobenzene	ND	1.0	ug/L	0.59
2-Methylphenol	ND	1.0	ug/L	0.56
2,2'-oxybis(1-Chloro-propane)	ND	1.0	ug/L	0.52
4-Methylphenol	ND	1.0	ug/L	0.64
N-Nitrosodi-n-propyl-amine	ND	1.0	ug/L	0.53
Hexachloroethane	ND	1.0	ug/L	0.58
Nitrobenzene	ND	1.0	ug/L	0.053
Isophorone	ND	1.0	ug/L	0.50
2-Nitrophenol	ND	2.0	ug/L	1.3
2,4-Dimethylphenol	ND	2.0	ug/L	0.56
bis(2-Chloroethoxy) methane	ND	1.0	ug/L	0.49
2,4-Dichlorophenol	ND	2.0	ug/L	1.1
1,2,4-Trichloro-benzene	ND	1.0	ug/L	0.59
Naphthalene	ND	0.20	ug/L	0.069
4-Chloroaniline	ND	2.0	ug/L	0.56
Hexachlorobutadiene	ND	1.0	ug/L	0.51
4-Chloro-3-methylphenol	ND	2.0	ug/L	0.41
2-Methylnaphthalene	ND	0.20	ug/L	0.061
Hexachlorocyclopenta-diene	ND	10	ug/L	0.74
2,4,6-Trichloro-phenol	ND	5.0	ug/L	1.4
2,4,5-Trichloro-phenol	ND	5.0	ug/L	0.96
2-Chloronaphthalene	ND	1.0	ug/L	0.62
2-Nitroaniline	ND	2.0	ug/L	0.43

(Continued on next page)

Environmental Quality Mgt., Inc.

Client Sample ID: FWGLL12mw-243C-0598-GW

GC/MS Semivolatiles

Lot-Sample #...: A8A310102-015 **Work Order #...:** KGCLW1AC **Matrix.....:** WG

PARAMETER	RESULT	REPORTING LIMIT	UNITS	MDL
Dimethyl phthalate	ND	1.0	ug/L	0.44
Acenaphthylene	ND	0.20	ug/L	0.054
2,6-Dinitrotoluene	ND	5.0	ug/L	0.47
3-Nitroaniline	ND	2.0	ug/L	0.67
Acenaphthene	ND	0.20	ug/L	0.054
2,4-Dinitrophenol	ND	5.0	ug/L	3.5
4-Nitrophenol	ND	5.0	ug/L	0.63
Dibenzofuran	ND	1.0	ug/L	0.54
2,4-Dinitrotoluene	ND	5.0	ug/L	0.40
Diethyl phthalate	ND	1.0	ug/L	0.63
4-Chlorophenyl phenyl ether	ND	2.0	ug/L	0.55
Fluorene	ND	0.20	ug/L	0.043
4-Nitroaniline	ND	2.0	ug/L	0.47
4,6-Dinitro-2-methylphenol	ND	5.0	ug/L	0.27
N-Nitrosodiphenylamine	ND	1.0	ug/L	0.46
4-Bromophenyl phenyl ether	ND	2.0	ug/L	0.52
Hexachlorobenzene	ND	0.20	ug/L	0.065
Pentachlorophenol	ND	5.0	ug/L	0.48
Phenanthrene	ND	0.20	ug/L	0.087
Anthracene	ND	0.20	ug/L	0.054
Carbazole	ND	1.0	ug/L	0.54
Di-n-butyl phthalate	ND	1.0	ug/L	0.61
Fluoranthene	ND	0.20	ug/L	0.036
Pyrene	ND	0.20	ug/L	0.048
Butyl benzyl phthalate	ND	1.0	ug/L	0.51
3,3'-Dichlorobenzidine	ND	5.0	ug/L	0.48
Benzo(a)anthracene	ND	0.20	ug/L	0.052
Chrysene	ND	0.20	ug/L	0.048
bis(2-Ethylhexyl) phthalate	ND	10	ug/L	0.88
Di-n-octyl phthalate	ND	1.0	ug/L	0.39
Benzo(b)fluoranthene	ND	0.20	ug/L	0.049
Benzo(k)fluoranthene	ND	0.20	ug/L	0.049
Benzo(a)pyrene	ND	0.20	ug/L	0.048
Indeno(1,2,3-cd)pyrene	ND	0.20	ug/L	0.065
Dibenz(a,h)anthracene	ND	0.20	ug/L	0.039
Benzo(ghi)perylene	ND	0.20	ug/L	0.053

(Continued on next page)

Environmental Quality Mgt., Inc.

Client Sample ID: FWGLL12mw-243C-0598-GW

GC/MS Semivolatiles

Lot-Sample #...: A8A310102-015 **Work Order #...:** KGCLW1AC **Matrix.....:** WG

SURROGATE	PERCENT RECOVERY	RECOVERY LIMITS
Nitrobenzene-d5	66	(50 - 150)
2-Fluorobiphenyl	68	(50 - 150)
Terphenyl-d14	82	(50 - 150)
Phenol-d5	69	(50 - 150)
2-Fluorophenol	45 *	(50 - 150)
2,4,6-Tribromophenol	74	(50 - 150)

NOTE(S):

* Surrogate recovery is outside stated control limits.

Environmental Quality Mgt., Inc.

Client Sample ID: FWGLL12mw-128C-0590-GW

GC/MS Semivolatiles

Lot-Sample #...: A8A310102-017 **Work Order #...:** KGCL01AE **Matrix.....:** WG
Date Sampled...: 01/30/08 13:15 **Date Received..:** 01/31/08
Prep Date.....: 02/01/08 **Analysis Date..:** 02/04/08
Prep Batch #...: 8031405
Dilution Factor: 1 **Initial Wgt/Vol:** 980 mL **Final Wgt/Vol..:** 2 mL
Method.....: SW846 8270C

PARAMETER	RESULT	REPORTING LIMIT	UNITS	MDL
Benzoic acid	ND	10	ug/L	4.4
Benzyl alcohol	ND	5.0	ug/L	0.49
Phenol	ND	1.0	ug/L	0.96
bis(2-Chloroethyl)-ether	ND	1.0	ug/L	0.088
2-Chlorophenol	ND	1.0	ug/L	0.039
1,3-Dichlorobenzene	ND	1.0	ug/L	0.53
1,4-Dichlorobenzene	ND	1.0	ug/L	0.52
1,2-Dichlorobenzene	ND	1.0	ug/L	0.59
2-Methylphenol	ND	1.0	ug/L	0.56
2,2'-oxybis(1-Chloro-propane)	ND	1.0	ug/L	0.52
4-Methylphenol	ND	1.0	ug/L	0.64
N-Nitrosodi-n-propyl-amine	ND	1.0	ug/L	0.53
Hexachloroethane	ND	1.0	ug/L	0.58
Nitrobenzene	ND	1.0	ug/L	0.053
Isophorone	ND	1.0	ug/L	0.50
2-Nitrophenol	ND	2.0	ug/L	1.3
2,4-Dimethylphenol	ND	2.0	ug/L	0.56
bis(2-Chloroethoxy) methane	ND	1.0	ug/L	0.49
2,4-Dichlorophenol	ND	2.0	ug/L	1.1
1,2,4-Trichloro-benzene	ND	1.0	ug/L	0.59
Naphthalene	ND	0.20	ug/L	0.069
4-Chloroaniline	ND	2.0	ug/L	0.56
Hexachlorobutadiene	ND	1.0	ug/L	0.51
4-Chloro-3-methylphenol	ND	2.0	ug/L	0.41
2-Methylnaphthalene	ND	0.20	ug/L	0.061
Hexachlorocyclopenta-diene	ND	10	ug/L	0.74
2,4,6-Trichloro-phenol	ND	5.0	ug/L	1.4
2,4,5-Trichloro-phenol	ND	5.0	ug/L	0.96
2-Chloronaphthalene	ND	1.0	ug/L	0.62
2-Nitroaniline	ND	2.0	ug/L	0.43

(Continued on next page)

Environmental Quality Mgt., Inc.

Client Sample ID: FWGLL12mw-128C-0590-GW

GC/MS Semivolatiles

Lot-Sample #...: A8A310102-017 **Work Order #...:** KGCL01AE **Matrix.....:** WG

PARAMETER	RESULT	REPORTING LIMIT	UNITS	MDL
Dimethyl phthalate	ND	1.0	ug/L	0.44
Acenaphthylene	ND	0.20	ug/L	0.054
2,6-Dinitrotoluene	ND	5.0	ug/L	0.47
3-Nitroaniline	ND	2.0	ug/L	0.67
Acenaphthene	ND	0.20	ug/L	0.054
2,4-Dinitrophenol	ND	5.0	ug/L	3.5
4-Nitrophenol	ND	5.0	ug/L	0.63
Dibenzofuran	ND	1.0	ug/L	0.54
2,4-Dinitrotoluene	ND	5.0	ug/L	0.40
Diethyl phthalate	ND	1.0	ug/L	0.63
4-Chlorophenyl phenyl ether	ND	2.0	ug/L	0.55
Fluorene	ND	0.20	ug/L	0.043
4-Nitroaniline	ND	2.0	ug/L	0.47
4,6-Dinitro-2-methylphenol	ND	5.0	ug/L	0.27
N-Nitrosodiphenylamine	ND	1.0	ug/L	0.46
4-Bromophenyl phenyl ether	ND	2.0	ug/L	0.52
Hexachlorobenzene	ND	0.20	ug/L	0.065
Pentachlorophenol	ND	5.0	ug/L	0.48
Phenanthrene	ND	0.20	ug/L	0.087
Anthracene	ND	0.20	ug/L	0.054
Carbazole	ND	1.0	ug/L	0.54
Di-n-butyl phthalate	ND	1.0	ug/L	0.61
Fluoranthene	ND	0.20	ug/L	0.036
Pyrene	ND	0.20	ug/L	0.048
Butyl benzyl phthalate	ND	1.0	ug/L	0.51
3,3'-Dichlorobenzidine	ND	5.0	ug/L	0.48
Benzo(a)anthracene	ND	0.20	ug/L	0.052
Chrysene	ND	0.20	ug/L	0.048
bis(2-Ethylhexyl) phthalate	ND	10	ug/L	0.88
Di-n-octyl phthalate	ND	1.0	ug/L	0.39
Benzo(b)fluoranthene	ND	0.20	ug/L	0.049
Benzo(k)fluoranthene	ND	0.20	ug/L	0.049
Benzo(a)pyrene	ND	0.20	ug/L	0.048
Indeno(1,2,3-cd)pyrene	ND	0.20	ug/L	0.065
Dibenz(a,h)anthracene	ND	0.20	ug/L	0.039
Benzo(ghi)perylene	ND	0.20	ug/L	0.053

(Continued on next page)

Environmental Quality Mgt., Inc.

Client Sample ID: FWGLL12mw-128C-0590-GW

GC/MS Semivolatiles

Lot-Sample #...: A8A310102-017 **Work Order #...:** KGCL01AE **Matrix.....:** WG

SURROGATE	PERCENT RECOVERY	RECOVERY LIMITS
Nitrobenzene-d5	69	(50 - 150)
2-Fluorobiphenyl	69	(50 - 150)
Terphenyl-d14	95	(50 - 150)
Phenol-d5	70	(50 - 150)
2-Fluorophenol	42 *	(50 - 150)
2,4,6-Tribromophenol	79	(50 - 150)

NOTE(S):

* Surrogate recovery is outside stated control limits.

Environmental Quality Mgt., Inc.

Client Sample ID: FWGEQUIPRINSE3-0611-GW

GC/MS Semivolatiles

Lot-Sample #...: A8A310102-019 **Work Order #...:** KGCL81AC **Matrix.....:** WQ
Date Sampled...: 01/30/08 15:15 **Date Received..:** 01/31/08
Prep Date.....: 02/01/08 **Analysis Date..:** 02/06/08
Prep Batch #...: 8031405
Dilution Factor: 1 **Initial Wgt/Vol:** 1000 mL **Final Wgt/Vol..:** 2 mL
Method.....: SW846 8270C

PARAMETER	RESULT	REPORTING LIMIT	UNITS	MDL
Benzoic acid	ND	10	ug/L	4.4
Benzyl alcohol	ND	5.0	ug/L	0.49
Phenol	ND	1.0	ug/L	0.96
bis(2-Chloroethyl)-ether	ND	1.0	ug/L	0.088
2-Chlorophenol	ND	1.0	ug/L	0.039
1,3-Dichlorobenzene	ND	1.0	ug/L	0.53
1,4-Dichlorobenzene	ND	1.0	ug/L	0.52
1,2-Dichlorobenzene	ND	1.0	ug/L	0.59
2-Methylphenol	ND	1.0	ug/L	0.56
2,2'-oxybis(1-Chloro-propane)	ND	1.0	ug/L	0.52
4-Methylphenol	ND	1.0	ug/L	0.64
N-Nitrosodi-n-propyl-amine	ND	1.0	ug/L	0.53
Hexachloroethane	ND	1.0	ug/L	0.58
Nitrobenzene	ND	1.0	ug/L	0.053
Isophorone	ND	1.0	ug/L	0.50
2-Nitrophenol	ND	2.0	ug/L	1.3
2,4-Dimethylphenol	ND	2.0	ug/L	0.56
bis(2-Chloroethoxy) methane	ND	1.0	ug/L	0.49
2,4-Dichlorophenol	ND	2.0	ug/L	1.1
1,2,4-Trichloro-benzene	ND	1.0	ug/L	0.59
Naphthalene	ND	0.20	ug/L	0.069
4-Chloroaniline	ND	2.0	ug/L	0.56
Hexachlorobutadiene	ND	1.0	ug/L	0.51
4-Chloro-3-methylphenol	ND	2.0	ug/L	0.41
2-Methylnaphthalene	ND	0.20	ug/L	0.061
Hexachlorocyclopenta-diene	ND	10	ug/L	0.74
2,4,6-Trichloro-phenol	ND	5.0	ug/L	1.4
2,4,5-Trichloro-phenol	ND	5.0	ug/L	0.96
2-Chloronaphthalene	ND	1.0	ug/L	0.62
2-Nitroaniline	ND	2.0	ug/L	0.43

(Continued on next page)

Environmental Quality Mgt., Inc.

Client Sample ID: FWGEQUIPRINSE3-0611-GW

GC/MS Semivolatiles

Lot-Sample #...: A8A310102-019 **Work Order #...:** KGCL81AC **Matrix.....:** WQ

PARAMETER	RESULT	REPORTING LIMIT	UNITS	MDL
Dimethyl phthalate	ND	1.0	ug/L	0.44
Acenaphthylene	ND	0.20	ug/L	0.054
2,6-Dinitrotoluene	ND	5.0	ug/L	0.47
3-Nitroaniline	ND	2.0	ug/L	0.67
Acenaphthene	ND	0.20	ug/L	0.054
2,4-Dinitrophenol	ND	5.0	ug/L	3.5
4-Nitrophenol	ND	5.0	ug/L	0.63
Dibenzofuran	ND	1.0	ug/L	0.54
2,4-Dinitrotoluene	ND	5.0	ug/L	0.40
Diethyl phthalate	ND	1.0	ug/L	0.63
4-Chlorophenyl phenyl ether	ND	2.0	ug/L	0.55
Fluorene	ND	0.20	ug/L	0.043
4-Nitroaniline	ND	2.0	ug/L	0.47
4,6-Dinitro-2-methylphenol	ND	5.0	ug/L	0.27
N-Nitrosodiphenylamine	ND	1.0	ug/L	0.46
4-Bromophenyl phenyl ether	ND	2.0	ug/L	0.52
Hexachlorobenzene	ND	0.20	ug/L	0.065
Pentachlorophenol	ND	5.0	ug/L	0.48
Phenanthrene	ND	0.20	ug/L	0.087
Anthracene	ND	0.20	ug/L	0.054
Carbazole	ND	1.0	ug/L	0.54
Di-n-butyl phthalate	ND	1.0	ug/L	0.61
Fluoranthene	ND	0.20	ug/L	0.036
Pyrene	ND	0.20	ug/L	0.048
Butyl benzyl phthalate	ND	1.0	ug/L	0.51
3,3'-Dichlorobenzidine	ND	5.0	ug/L	0.48
Benzo(a)anthracene	ND	0.20	ug/L	0.052
Chrysene	ND	0.20	ug/L	0.048
bis(2-Ethylhexyl) phthalate	ND	10	ug/L	0.88
Di-n-octyl phthalate	ND	1.0	ug/L	0.39
Benzo(b)fluoranthene	ND	0.20	ug/L	0.049
Benzo(k)fluoranthene	ND	0.20	ug/L	0.049
Benzo(a)pyrene	ND	0.20	ug/L	0.048
Indeno(1,2,3-cd)pyrene	ND	0.20	ug/L	0.065
Dibenz(a,h)anthracene	ND	0.20	ug/L	0.039
Benzo(ghi)perylene	ND	0.20	ug/L	0.053

(Continued on next page)

Environmental Quality Mgt., Inc.

Client Sample ID: FWGEQUIPRINSE3-0611-GW

GC/MS Semivolatiles

Lot-Sample #...: A8A310102-019 **Work Order #...:** KGCL81AC **Matrix.....:** WQ

SURROGATE	PERCENT RECOVERY	RECOVERY LIMITS
Nitrobenzene-d5	67	(50 - 150)
2-Fluorobiphenyl	69	(50 - 150)
Terphenyl-d14	100	(50 - 150)
Phenol-d5	63	(50 - 150)
2-Fluorophenol	40 *	(50 - 150)
2,4,6-Tribromophenol	66	(50 - 150)

NOTE(S):

* Surrogate recovery is outside stated control limits.

Environmental Quality Mgt., Inc.

Client Sample ID: FWGLL4mw-200C-0586-GW

GC/MS Semivolatiles

Lot-Sample #...: A8A310102-021 **Work Order #...:** KGCMM1AC **Matrix.....:** WG
Date Sampled...: 01/30/08 09:10 **Date Received..:** 01/31/08
Prep Date.....: 02/01/08 **Analysis Date..:** 02/04/08
Prep Batch #...: 8031405
Dilution Factor: 1 **Initial Wgt/Vol:** 1030 mL **Final Wgt/Vol..:** 2 mL
Method.....: SW846 8270C

PARAMETER	RESULT	REPORTING LIMIT	UNITS	MDL
Benzoic acid	ND	10	ug/L	4.4
Benzyl alcohol	ND	5.0	ug/L	0.49
Phenol	ND	1.0	ug/L	0.96
bis(2-Chloroethyl)-ether	ND	1.0	ug/L	0.088
2-Chlorophenol	ND	1.0	ug/L	0.039
1,3-Dichlorobenzene	ND	1.0	ug/L	0.53
1,4-Dichlorobenzene	ND	1.0	ug/L	0.52
1,2-Dichlorobenzene	ND	1.0	ug/L	0.59
2-Methylphenol	ND	1.0	ug/L	0.56
2,2'-oxybis(1-Chloro-propane)	ND	1.0	ug/L	0.52
4-Methylphenol	ND	1.0	ug/L	0.64
N-Nitrosodi-n-propyl-amine	ND	1.0	ug/L	0.53
Hexachloroethane	ND	1.0	ug/L	0.58
Nitrobenzene	ND	1.0	ug/L	0.053
Isophorone	ND	1.0	ug/L	0.50
2-Nitrophenol	ND	2.0	ug/L	1.3
2,4-Dimethylphenol	ND	2.0	ug/L	0.56
bis(2-Chloroethoxy) methane	ND	1.0	ug/L	0.49
2,4-Dichlorophenol	ND	2.0	ug/L	1.1
1,2,4-Trichloro-benzene	ND	1.0	ug/L	0.59
Naphthalene	ND	0.20	ug/L	0.069
4-Chloroaniline	ND	2.0	ug/L	0.56
Hexachlorobutadiene	ND	1.0	ug/L	0.51
4-Chloro-3-methylphenol	ND	2.0	ug/L	0.41
2-Methylnaphthalene	ND	0.20	ug/L	0.061
Hexachlorocyclopenta-diene	ND	10	ug/L	0.74
2,4,6-Trichloro-phenol	ND	5.0	ug/L	1.4
2,4,5-Trichloro-phenol	ND	5.0	ug/L	0.96
2-Chloronaphthalene	ND	1.0	ug/L	0.62
2-Nitroaniline	ND	2.0	ug/L	0.43

(Continued on next page)

Environmental Quality Mgt., Inc.

Client Sample ID: FWGLL4mw-200C-0586-GW

GC/MS Semivolatiles

Lot-Sample #...: A8A310102-021 **Work Order #...:** KGCMM1AC **Matrix.....:** WG

PARAMETER	RESULT	REPORTING LIMIT	UNITS	MDL
Dimethyl phthalate	ND	1.0	ug/L	0.44
Acenaphthylene	ND	0.20	ug/L	0.054
2,6-Dinitrotoluene	ND	5.0	ug/L	0.47
3-Nitroaniline	ND	2.0	ug/L	0.67
Acenaphthene	ND	0.20	ug/L	0.054
2,4-Dinitrophenol	ND	5.0	ug/L	3.5
4-Nitrophenol	ND	5.0	ug/L	0.63
Dibenzofuran	ND	1.0	ug/L	0.54
2,4-Dinitrotoluene	ND	5.0	ug/L	0.40
Diethyl phthalate	ND	1.0	ug/L	0.63
4-Chlorophenyl phenyl ether	ND	2.0	ug/L	0.55
Fluorene	ND	0.20	ug/L	0.043
4-Nitroaniline	ND	2.0	ug/L	0.47
4,6-Dinitro-2-methylphenol	ND	5.0	ug/L	0.27
N-Nitrosodiphenylamine	ND	1.0	ug/L	0.46
4-Bromophenyl phenyl ether	ND	2.0	ug/L	0.52
Hexachlorobenzene	ND	0.20	ug/L	0.065
Pentachlorophenol	ND	5.0	ug/L	0.48
Phenanthrene	ND	0.20	ug/L	0.087
Anthracene	ND	0.20	ug/L	0.054
Carbazole	ND	1.0	ug/L	0.54
Di-n-butyl phthalate	ND	1.0	ug/L	0.61
Fluoranthene	ND	0.20	ug/L	0.036
Pyrene	ND	0.20	ug/L	0.048
Butyl benzyl phthalate	ND	1.0	ug/L	0.51
3,3'-Dichlorobenzidine	ND	5.0	ug/L	0.48
Benzo(a)anthracene	ND	0.20	ug/L	0.052
Chrysene	ND	0.20	ug/L	0.048
bis(2-Ethylhexyl) phthalate	ND	10	ug/L	0.88
Di-n-octyl phthalate	ND	1.0	ug/L	0.39
Benzo(b)fluoranthene	ND	0.20	ug/L	0.049
Benzo(k)fluoranthene	ND	0.20	ug/L	0.049
Benzo(a)pyrene	ND	0.20	ug/L	0.048
Indeno(1,2,3-cd)pyrene	ND	0.20	ug/L	0.065
Dibenz(a,h)anthracene	ND	0.20	ug/L	0.039
Benzo(ghi)perylene	ND	0.20	ug/L	0.053

(Continued on next page)

Environmental Quality Mgt., Inc.

Client Sample ID: FWGLL4mw-200C-0586-GW

GC/MS Semivolatiles

Lot-Sample #...: A8A310102-021 **Work Order #...:** KGCMM1AC **Matrix.....:** WG

SURROGATE	PERCENT RECOVERY	RECOVERY LIMITS
Nitrobenzene-d5	71	(50 - 150)
2-Fluorobiphenyl	74	(50 - 150)
Terphenyl-d14	104	(50 - 150)
Phenol-d5	67	(50 - 150)
2-Fluorophenol	53	(50 - 150)
2,4,6-Tribromophenol	74	(50 - 150)

Environmental Quality Mgt., Inc.

Client Sample ID: FWGLL12mw-242C-0597-GW

GC/MS Semivolatiles

Lot-Sample #...: A8A310102-023 **Work Order #...:** KGCMQ1AC **Matrix.....:** WG
Date Sampled...: 01/30/08 11:05 **Date Received..:** 01/31/08
Prep Date.....: 02/01/08 **Analysis Date..:** 02/04/08
Prep Batch #...: 8031405
Dilution Factor: 1 **Initial Wgt/Vol:** 1040 mL **Final Wgt/Vol..:** 2 mL
Method.....: SW846 8270C

PARAMETER	RESULT	REPORTING LIMIT	UNITS	MDL
Benzoic acid	ND	10	ug/L	4.4
Benzyl alcohol	ND	5.0	ug/L	0.49
Phenol	ND	1.0	ug/L	0.96
bis(2-Chloroethyl)-ether	ND	1.0	ug/L	0.088
2-Chlorophenol	ND	1.0	ug/L	0.039
1,3-Dichlorobenzene	ND	1.0	ug/L	0.53
1,4-Dichlorobenzene	ND	1.0	ug/L	0.52
1,2-Dichlorobenzene	ND	1.0	ug/L	0.59
2-Methylphenol	ND	1.0	ug/L	0.56
2,2'-oxybis(1-Chloro-propane)	ND	1.0	ug/L	0.52
4-Methylphenol	ND	1.0	ug/L	0.64
N-Nitrosodi-n-propyl-amine	ND	1.0	ug/L	0.53
Hexachloroethane	ND	1.0	ug/L	0.58
Nitrobenzene	ND	1.0	ug/L	0.053
Isophorone	ND	1.0	ug/L	0.50
2-Nitrophenol	ND	2.0	ug/L	1.3
2,4-Dimethylphenol	ND	2.0	ug/L	0.56
bis(2-Chloroethoxy) methane	ND	1.0	ug/L	0.49
2,4-Dichlorophenol	ND	2.0	ug/L	1.1
1,2,4-Trichloro-benzene	ND	1.0	ug/L	0.59
Naphthalene	ND	0.20	ug/L	0.069
4-Chloroaniline	ND	2.0	ug/L	0.56
Hexachlorobutadiene	ND	1.0	ug/L	0.51
4-Chloro-3-methylphenol	ND	2.0	ug/L	0.41
2-Methylnaphthalene	ND	0.20	ug/L	0.061
Hexachlorocyclopenta-diene	ND	10	ug/L	0.74
2,4,6-Trichloro-phenol	ND	5.0	ug/L	1.4
2,4,5-Trichloro-phenol	ND	5.0	ug/L	0.96
2-Chloronaphthalene	ND	1.0	ug/L	0.62
2-Nitroaniline	ND	2.0	ug/L	0.43

(Continued on next page)

Environmental Quality Mgt., Inc.

Client Sample ID: FWGLL12mw-242C-0597-GW

GC/MS Semivolatiles

Lot-Sample #...: A8A310102-023 **Work Order #...:** KGCMQ1AC **Matrix.....:** WG

PARAMETER	RESULT	REPORTING LIMIT	UNITS	MDL
Dimethyl phthalate	ND	1.0	ug/L	0.44
Acenaphthylene	ND	0.20	ug/L	0.054
2,6-Dinitrotoluene	ND	5.0	ug/L	0.47
3-Nitroaniline	ND	2.0	ug/L	0.67
Acenaphthene	ND	0.20	ug/L	0.054
2,4-Dinitrophenol	ND	5.0	ug/L	3.5
4-Nitrophenol	ND	5.0	ug/L	0.63
Dibenzofuran	ND	1.0	ug/L	0.54
2,4-Dinitrotoluene	ND	5.0	ug/L	0.40
Diethyl phthalate	ND	1.0	ug/L	0.63
4-Chlorophenyl phenyl ether	ND	2.0	ug/L	0.55
Fluorene	ND	0.20	ug/L	0.043
4-Nitroaniline	ND	2.0	ug/L	0.47
4,6-Dinitro-2-methylphenol	ND	5.0	ug/L	0.27
N-Nitrosodiphenylamine	ND	1.0	ug/L	0.46
4-Bromophenyl phenyl ether	ND	2.0	ug/L	0.52
Hexachlorobenzene	ND	0.20	ug/L	0.065
Pentachlorophenol	ND	5.0	ug/L	0.48
Phenanthrene	ND	0.20	ug/L	0.087
Anthracene	ND	0.20	ug/L	0.054
Carbazole	ND	1.0	ug/L	0.54
Di-n-butyl phthalate	ND	1.0	ug/L	0.61
Fluoranthene	ND	0.20	ug/L	0.036
Pyrene	ND	0.20	ug/L	0.048
Butyl benzyl phthalate	ND	1.0	ug/L	0.51
3,3'-Dichlorobenzidine	ND	5.0	ug/L	0.48
Benzo(a)anthracene	ND	0.20	ug/L	0.052
Chrysene	ND	0.20	ug/L	0.048
bis(2-Ethylhexyl) phthalate	ND	10	ug/L	0.88
Di-n-octyl phthalate	ND	1.0	ug/L	0.39
Benzo(b)fluoranthene	ND	0.20	ug/L	0.049
Benzo(k)fluoranthene	ND	0.20	ug/L	0.049
Benzo(a)pyrene	ND	0.20	ug/L	0.048
Indeno(1,2,3-cd)pyrene	ND	0.20	ug/L	0.065
Dibenz(a,h)anthracene	ND	0.20	ug/L	0.039
Benzo(ghi)perylene	ND	0.20	ug/L	0.053

(Continued on next page)

Environmental Quality Mgt., Inc.

Client Sample ID: FWGLL12mw-242C-0597-GW

GC/MS Semivolatiles

Lot-Sample #...: A8A310102-023 **Work Order #...:** KGCMQ1AC **Matrix.....:** WG

SURROGATE	PERCENT RECOVERY	RECOVERY LIMITS
Nitrobenzene-d5	82	(50 - 150)
2-Fluorobiphenyl	82	(50 - 150)
Terphenyl-d14	95	(50 - 150)
Phenol-d5	77	(50 - 150)
2-Fluorophenol	51	(50 - 150)
2,4,6-Tribromophenol	85	(50 - 150)

Environmental Quality Mgt., Inc.

Client Sample ID: FWGLL12mw-113C-0589-GW

GC/MS Semivolatiles

Lot-Sample #...: A8A310102-025 **Work Order #...:** KGCMW1AC **Matrix.....:** WG
Date Sampled...: 01/30/08 13:25 **Date Received..:** 01/31/08
Prep Date.....: 02/01/08 **Analysis Date..:** 02/05/08
Prep Batch #...: 8031405
Dilution Factor: 1 **Initial Wgt/Vol:** 1000 mL **Final Wgt/Vol..:** 2 mL
Method.....: SW846 8270C

PARAMETER	RESULT	REPORTING LIMIT	UNITS	MDL
Benzoic acid	ND	10	ug/L	4.4
Benzyl alcohol	ND	5.0	ug/L	0.49
Phenol	ND	1.0	ug/L	0.96
bis(2-Chloroethyl)-ether	ND	1.0	ug/L	0.088
2-Chlorophenol	ND	1.0	ug/L	0.039
1,3-Dichlorobenzene	ND	1.0	ug/L	0.53
1,4-Dichlorobenzene	ND	1.0	ug/L	0.52
1,2-Dichlorobenzene	ND	1.0	ug/L	0.59
2-Methylphenol	ND	1.0	ug/L	0.56
2,2'-oxybis(1-Chloro-propane)	ND	1.0	ug/L	0.52
4-Methylphenol	ND	1.0	ug/L	0.64
N-Nitrosodi-n-propyl-amine	ND	1.0	ug/L	0.53
Hexachloroethane	ND	1.0	ug/L	0.58
Nitrobenzene	ND	1.0	ug/L	0.053
Isophorone	ND	1.0	ug/L	0.50
2-Nitrophenol	ND	2.0	ug/L	1.3
2,4-Dimethylphenol	ND	2.0	ug/L	0.56
bis(2-Chloroethoxy) methane	ND	1.0	ug/L	0.49
2,4-Dichlorophenol	ND	2.0	ug/L	1.1
1,2,4-Trichloro-benzene	ND	1.0	ug/L	0.59
Naphthalene	ND	0.20	ug/L	0.069
4-Chloroaniline	ND	2.0	ug/L	0.56
Hexachlorobutadiene	ND	1.0	ug/L	0.51
4-Chloro-3-methylphenol	ND	2.0	ug/L	0.41
2-Methylnaphthalene	ND	0.20	ug/L	0.061
Hexachlorocyclopenta-diene	ND	10	ug/L	0.74
2,4,6-Trichloro-phenol	ND	5.0	ug/L	1.4
2,4,5-Trichloro-phenol	ND	5.0	ug/L	0.96
2-Chloronaphthalene	ND	1.0	ug/L	0.62
2-Nitroaniline	ND	2.0	ug/L	0.43

(Continued on next page)

Environmental Quality Mgt., Inc.

Client Sample ID: FWGLL12mw-113C-0589-GW

GC/MS Semivolatiles

Lot-Sample #...: A8A310102-025 Work Order #...: KGCMW1AC Matrix.....: WG

PARAMETER	RESULT	REPORTING LIMIT	UNITS	MDL
Dimethyl phthalate	ND	1.0	ug/L	0.44
Acenaphthylene	ND	0.20	ug/L	0.054
2,6-Dinitrotoluene	ND	5.0	ug/L	0.47
3-Nitroaniline	ND	2.0	ug/L	0.67
Acenaphthene	ND	0.20	ug/L	0.054
2,4-Dinitrophenol	ND	5.0	ug/L	3.5
4-Nitrophenol	ND	5.0	ug/L	0.63
Dibenzofuran	ND	1.0	ug/L	0.54
2,4-Dinitrotoluene	ND	5.0	ug/L	0.40
Diethyl phthalate	ND	1.0	ug/L	0.63
4-Chlorophenyl phenyl ether	ND	2.0	ug/L	0.55
Fluorene	ND	0.20	ug/L	0.043
4-Nitroaniline	ND	2.0	ug/L	0.47
4,6-Dinitro-2-methylphenol	ND	5.0	ug/L	0.27
N-Nitrosodiphenylamine	ND	1.0	ug/L	0.46
4-Bromophenyl phenyl ether	ND	2.0	ug/L	0.52
Hexachlorobenzene	ND	0.20	ug/L	0.065
Pentachlorophenol	ND	5.0	ug/L	0.48
Phenanthrene	ND	0.20	ug/L	0.087
Anthracene	ND	0.20	ug/L	0.054
Carbazole	ND	1.0	ug/L	0.54
Di-n-butyl phthalate	ND	1.0	ug/L	0.61
Fluoranthene	ND	0.20	ug/L	0.036
Pyrene	ND	0.20	ug/L	0.048
Butyl benzyl phthalate	ND	1.0	ug/L	0.51
3,3'-Dichlorobenzidine	ND	5.0	ug/L	0.48
Benzo(a)anthracene	ND	0.20	ug/L	0.052
Chrysene	ND	0.20	ug/L	0.048
bis(2-Ethylhexyl) phthalate	ND	10	ug/L	0.88
Di-n-octyl phthalate	ND	1.0	ug/L	0.39
Benzo(b)fluoranthene	ND	0.20	ug/L	0.049
Benzo(k)fluoranthene	ND	0.20	ug/L	0.049
Benzo(a)pyrene	ND	0.20	ug/L	0.048
Indeno(1,2,3-cd)pyrene	ND	0.20	ug/L	0.065
Dibenz(a,h)anthracene	ND	0.20	ug/L	0.039
Benzo(ghi)perylene	ND	0.20	ug/L	0.053

(Continued on next page)

Environmental Quality Mgt., Inc.

Client Sample ID: FWGLL12mw-113C-0589-GW

GC/MS Semivolatiles

Lot-Sample #...: A8A310102-025 **Work Order #...:** KGCMW1AC **Matrix.....:** WG

SURROGATE	PERCENT RECOVERY	RECOVERY LIMITS
Nitrobenzene-d5	68	(50 - 150)
2-Fluorobiphenyl	70	(50 - 150)
Terphenyl-d14	96	(50 - 150)
Phenol-d5	72	(50 - 150)
2-Fluorophenol	52	(50 - 150)
2,4,6-Tribromophenol	85	(50 - 150)

Environmental Quality Mgt., Inc.

Client Sample ID: FWGLLimw-063C-0565-GW

GC/MS Semivolatiles

Lot-Sample #...: A8A310102-028 **Work Order #...:** KGCNG1AA **Matrix.....:** WG
Date Sampled...: 01/29/08 10:00 **Date Received..:** 01/31/08
Prep Date.....: 02/01/08 **Analysis Date..:** 02/05/08
Prep Batch #...: 8031405
Dilution Factor: 1 **Initial Wgt/Vol:** 890 mL **Final Wgt/Vol..:** 2 mL
Method.....: SW846 8270C

PARAMETER	RESULT	REPORTING LIMIT	UNITS	MDL
Benzoic acid	ND	10	ug/L	4.4
Benzyl alcohol	ND	5.0	ug/L	0.49
Phenol	ND	1.0	ug/L	0.96
bis(2-Chloroethyl)-ether	ND	1.0	ug/L	0.088
2-Chlorophenol	ND	1.0	ug/L	0.039
1,3-Dichlorobenzene	ND	1.0	ug/L	0.53
1,4-Dichlorobenzene	ND	1.0	ug/L	0.52
1,2-Dichlorobenzene	ND	1.0	ug/L	0.59
2-Methylphenol	ND	1.0	ug/L	0.56
2,2'-oxybis(1-Chloro-propane)	ND	1.0	ug/L	0.52
4-Methylphenol	ND	1.0	ug/L	0.64
N-Nitrosodi-n-propyl-amine	ND	1.0	ug/L	0.53
Hexachloroethane	ND	1.0	ug/L	0.58
Nitrobenzene	ND	1.0	ug/L	0.053
Isophorone	ND	1.0	ug/L	0.50
2-Nitrophenol	ND	2.0	ug/L	1.3
2,4-Dimethylphenol	ND	2.0	ug/L	0.56
bis(2-Chloroethoxy) methane	ND	1.0	ug/L	0.49
2,4-Dichlorophenol	ND	2.0	ug/L	1.1
1,2,4-Trichloro-benzene	ND	1.0	ug/L	0.59
Naphthalene	ND	0.20	ug/L	0.069
4-Chloroaniline	ND	2.0	ug/L	0.56
Hexachlorobutadiene	ND	1.0	ug/L	0.51
4-Chloro-3-methylphenol	ND	2.0	ug/L	0.41
2-Methylnaphthalene	ND	0.20	ug/L	0.061
Hexachlorocyclopenta-diene	ND	10	ug/L	0.74
2,4,6-Trichloro-phenol	ND	5.0	ug/L	1.4
2,4,5-Trichloro-phenol	ND	5.0	ug/L	0.96
2-Chloronaphthalene	ND	1.0	ug/L	0.62
2-Nitroaniline	ND	2.0	ug/L	0.43

(Continued on next page)

Environmental Quality Mgt., Inc.

Client Sample ID: FWGLL1mw-063C-0565-GW

GC/MS Semivolatiles

Lot-Sample #...: A8A310102-028 **Work Order #...:** KGCNG1AA **Matrix.....:** WG

PARAMETER	RESULT	REPORTING LIMIT	UNITS	MDL
Dimethyl phthalate	ND	1.0	ug/L	0.44
Acenaphthylene	ND	0.20	ug/L	0.054
2,6-Dinitrotoluene	ND	5.0	ug/L	0.47
3-Nitroaniline	ND	2.0	ug/L	0.67
Acenaphthene	ND	0.20	ug/L	0.054
2,4-Dinitrophenol	ND	5.0	ug/L	3.5
4-Nitrophenol	ND	5.0	ug/L	0.63
Dibenzofuran	ND	1.0	ug/L	0.54
2,4-Dinitrotoluene	ND	5.0	ug/L	0.40
Diethyl phthalate	ND	1.0	ug/L	0.63
4-Chlorophenyl phenyl ether	ND	2.0	ug/L	0.55
Fluorene	ND	0.20	ug/L	0.043
4-Nitroaniline	ND	2.0	ug/L	0.47
4,6-Dinitro-2-methylphenol	ND	5.0	ug/L	0.27
N-Nitrosodiphenylamine	ND	1.0	ug/L	0.46
4-Bromophenyl phenyl ether	ND	2.0	ug/L	0.52
Hexachlorobenzene	ND	0.20	ug/L	0.065
Pentachlorophenol	ND	5.0	ug/L	0.48
Phenanthrene	ND	0.20	ug/L	0.087
Anthracene	ND	0.20	ug/L	0.054
Carbazole	ND	1.0	ug/L	0.54
Di-n-butyl phthalate	ND	1.0	ug/L	0.61
Fluoranthene	ND	0.20	ug/L	0.036
Pyrene	ND	0.20	ug/L	0.048
Butyl benzyl phthalate	ND	1.0	ug/L	0.51
3,3'-Dichlorobenzidine	ND	5.0	ug/L	0.48
Benzo(a)anthracene	ND	0.20	ug/L	0.052
Chrysene	ND	0.20	ug/L	0.048
bis(2-Ethylhexyl) phthalate	**1.9 J**	**10**	**ug/L**	**0.88**
Di-n-octyl phthalate	ND	1.0	ug/L	0.39
Benzo(b)fluoranthene	ND	0.20	ug/L	0.049
Benzo(k)fluoranthene	ND	0.20	ug/L	0.049
Benzo(a)pyrene	ND	0.20	ug/L	0.048
Indeno(1,2,3-cd)pyrene	ND	0.20	ug/L	0.065
Dibenz(a,h)anthracene	ND	0.20	ug/L	0.039
Benzo(ghi)perylene	ND	0.20	ug/L	0.053

(Continued on next page)

Environmental Quality Mgt., Inc.

Client Sample ID: FWGLL1mw-063C-0565-GW

GC/MS Semivolatiles

Lot-Sample #...: A8A310102-028 **Work Order #...:** KGCNG1AA **Matrix.....:** WG

SURROGATE	PERCENT RECOVERY	RECOVERY LIMITS
Nitrobenzene-d5	70	(50 - 150)
2-Fluorobiphenyl	66	(50 - 150)
Terphenyl-d14	60	(50 - 150)
Phenol-d5	63	(50 - 150)
2-Fluorophenol	39 *	(50 - 150)
2,4,6-Tribromophenol	64	(50 - 150)

NOTE(S):

* Surrogate recovery is outside stated control limits.

J Estimated result. Result is less than RL.

METHOD BLANK REPORT

GC/MS Semivolatiles

Client Lot #...: A8A310102 **Work Order #...:** KGD021AA **Matrix.....:** WATER
MB Lot-Sample #: A8A310000-405

Prep Date.....: 02/01/08 **Final Wgt/Vol..:** 2 mL
Analysis Date..: 02/04/08 **Prep Batch #...:** 8031405
Dilution Factor: 1 **Initial Wgt/Vol:** 1000 mL

PARAMETER	RESULT	REPORTING LIMIT	UNITS	METHOD
Benzoic acid	ND	10	ug/L	SW846 8270C
Benzyl alcohol	ND	5.0	ug/L	SW846 8270C
Phenol	ND	1.0	ug/L	SW846 8270C
bis(2-Chloroethyl)-ether	ND	1.0	ug/L	SW846 8270C
2-Chlorophenol	ND	1.0	ug/L	SW846 8270C
1,3-Dichlorobenzene	ND	1.0	ug/L	SW846 8270C
1,4-Dichlorobenzene	ND	1.0	ug/L	SW846 8270C
1,2-Dichlorobenzene	ND	1.0	ug/L	SW846 8270C
2-Methylphenol	ND	1.0	ug/L	SW846 8270C
2,2'-oxybis(1-Chloro-propane)	ND	1.0	ug/L	SW846 8270C
4-Methylphenol	ND	1.0	ug/L	SW846 8270C
N-Nitrosodi-n-propyl-amine	ND	1.0	ug/L	SW846 8270C
Hexachloroethane	ND	1.0	ug/L	SW846 8270C
Nitrobenzene	ND	1.0	ug/L	SW846 8270C
Isophorone	ND	1.0	ug/L	SW846 8270C
2-Nitrophenol	ND	2.0	ug/L	SW846 8270C
2,4-Dimethylphenol	ND	2.0	ug/L	SW846 8270C
bis(2-Chloroethoxy) methane	ND	1.0	ug/L	SW846 8270C
2,4-Dichlorophenol	ND	2.0	ug/L	SW846 8270C
1,2,4-Trichloro-benzene	ND	1.0	ug/L	SW846 8270C
Naphthalene	ND	0.20	ug/L	SW846 8270C
4-Chloroaniline	ND	2.0	ug/L	SW846 8270C
Hexachlorobutadiene	ND	1.0	ug/L	SW846 8270C
4-Chloro-3-methylphenol	ND	2.0	ug/L	SW846 8270C
2-Methylnaphthalene	ND	0.20	ug/L	SW846 8270C
Hexachlorocyclopenta-diene	ND	10	ug/L	SW846 8270C
2,4,6-Trichloro-phenol	ND	5.0	ug/L	SW846 8270C
2,4,5-Trichloro-phenol	ND	5.0	ug/L	SW846 8270C
2-Chloronaphthalene	ND	1.0	ug/L	SW846 8270C
2-Nitroaniline	ND	2.0	ug/L	SW846 8270C
Dimethyl phthalate	ND	1.0	ug/L	SW846 8270C
Acenaphthylene	ND	0.20	ug/L	SW846 8270C
2,6-Dinitrotoluene	ND	5.0	ug/L	SW846 8270C

(Continued on next page)

METHOD BLANK REPORT

GC/MS Semivolatiles

Client Lot #...: A8A310102 **Work Order #...:** KGD021AA **Matrix.....:** WATER

PARAMETER	RESULT	REPORTING LIMIT	UNITS	METHOD
3-Nitroaniline	ND	2.0	ug/L	SW846 8270C
Acenaphthene	ND	0.20	ug/L	SW846 8270C
2,4-Dinitrophenol	ND	5.0	ug/L	SW846 8270C
4-Nitrophenol	ND	5.0	ug/L	SW846 8270C
Dibenzofuran	ND	1.0	ug/L	SW846 8270C
2,4-Dinitrotoluene	ND	5.0	ug/L	SW846 8270C
Diethyl phthalate	ND	1.0	ug/L	SW846 8270C
4-Chlorophenyl phenyl ether	ND	2.0	ug/L	SW846 8270C
Fluorene	ND	0.20	ug/L	SW846 8270C
4-Nitroaniline	ND	2.0	ug/L	SW846 8270C
4,6-Dinitro-2-methylphenol	ND	5.0	ug/L	SW846 8270C
N-Nitrosodiphenylamine	ND	1.0	ug/L	SW846 8270C
4-Bromophenyl phenyl ether	ND	2.0	ug/L	SW846 8270C
Hexachlorobenzene	ND	0.20	ug/L	SW846 8270C
Pentachlorophenol	ND	5.0	ug/L	SW846 8270C
Phenanthrene	ND	0.20	ug/L	SW846 8270C
Anthracene	ND	0.20	ug/L	SW846 8270C
Carbazole	ND	1.0	ug/L	SW846 8270C
Di-n-butyl phthalate	ND	1.0	ug/L	SW846 8270C
Fluoranthene	ND	0.20	ug/L	SW846 8270C
Pyrene	ND	0.20	ug/L	SW846 8270C
Butyl benzyl phthalate	ND	1.0	ug/L	SW846 8270C
3,3'-Dichlorobenzidine	ND	5.0	ug/L	SW846 8270C
Benzo(a)anthracene	ND	0.20	ug/L	SW846 8270C
Chrysene	ND	0.20	ug/L	SW846 8270C
bis(2-Ethylhexyl) phthalate	ND	10	ug/L	SW846 8270C
Di-n-octyl phthalate	ND	1.0	ug/L	SW846 8270C
Benzo(b)fluoranthene	ND	0.20	ug/L	SW846 8270C
Benzo(k)fluoranthene	ND	0.20	ug/L	SW846 8270C
Benzo(a)pyrene	ND	0.20	ug/L	SW846 8270C
Indeno(1,2,3-cd)pyrene	ND	0.20	ug/L	SW846 8270C
Dibenz(a,h)anthracene	ND	0.20	ug/L	SW846 8270C
Benzo(ghi)perylene	ND	0.20	ug/L	SW846 8270C

SURROGATE	PERCENT RECOVERY	RECOVERY LIMITS
Nitrobenzene-d5	74	(50 - 150)
2-Fluorobiphenyl	76	(50 - 150)
Terphenyl-d14	100	(50 - 150)
Phenol-d5	72	(50 - 150)
2-Fluorophenol	45 *	(50 - 150)

(Continued on next page)

METHOD BLANK REPORT

GC/MS Semivolatiles

Client Lot #...: A8A310102 **Work Order #...:** KGD021AA **Matrix.....:** WATER

PARAMETER	RESULT	REPORTING LIMIT	UNITS	METHOD
2,4,6-Tribromophenol	75	(50 - 150)		

NOTE(S):

Calculations are performed before rounding to avoid round-off errors in calculated results.

* Surrogate recovery is outside stated control limits.

LABORATORY CONTROL SAMPLE EVALUATION REPORT

GC/MS Semivolatiles

Client Lot #...: A8A310102 Work Order #...: KGD021AC Matrix.....: WATER
LCS Lot-Sample#: A8A310000-405
Prep Date.....: 02/01/08 Analysis Date..: 02/04/08
Prep Batch #...: 8031405
Dilution Factor: 1 Final Wgt/Vol..: 2 mL
Initial Wgt/Vol: 1000 mL

PARAMETER	PERCENT RECOVERY	RECOVERY LIMITS	METHOD
Benzyl alcohol	90	(29 - 115)	SW846 8270C
Benzoic acid	1.7 a	(30 - 136)	SW846 8270C
Phenol	87	(30 - 115)	SW846 8270C
bis(2-Chloroethyl)-ether	90	(30 - 115)	SW846 8270C
2-Chlorophenol	81	(30 - 120)	SW846 8270C
1,3-Dichlorobenzene	74	(30 - 120)	SW846 8270C
1,4-Dichlorobenzene	120 a	(30 - 115)	SW846 8270C
1,2-Dichlorobenzene	85	(30 - 120)	SW846 8270C
2-Methylphenol	85	(30 - 116)	SW846 8270C
bis(2-Chloroisopropyl) ether	99	(50 - 150)	SW846 8270C
4-Methylphenol	90	(31 - 115)	SW846 8270C
N-Nitrosodi-n-propyl-amine	94	(30 - 132)	SW846 8270C
Hexachloroethane	67	(30 - 120)	SW846 8270C
Nitrobenzene	98	(31 - 115)	SW846 8270C
Isophorone	100	(33 - 115)	SW846 8270C
2-Nitrophenol	89	(33 - 115)	SW846 8270C
2,4-Dimethylphenol	55	(31 - 120)	SW846 8270C
bis(2-Chloroethoxy) methane	95	(30 - 115)	SW846 8270C
2,4-Dichlorophenol	89	(34 - 115)	SW846 8270C
1,2,4-Trichloro-benzene	82	(30 - 120)	SW846 8270C
Naphthalene	85	(30 - 119)	SW846 8270C
4-Chloroaniline	78	(30 - 133)	SW846 8270C
Hexachlorobutadiene	66	(30 - 120)	SW846 8270C
4-Chloro-3-methylphenol	90	(31 - 121)	SW846 8270C
2-Methylnaphthalene	91	(32 - 115)	SW846 8270C
Hexachlorocyclopenta-diene	20 a	(30 - 115)	SW846 8270C
2,4,6-Trichloro-phenol	90	(39 - 115)	SW846 8270C

(Continued on next page)

LABORATORY CONTROL SAMPLE EVALUATION REPORT

GC/MS Semivolatiles

Client Lot #...: A8A310102 Work Order #...: KGD021AC Matrix.....: WATER
LCS Lot-Sample#: A8A310000-405

PARAMETER	PERCENT RECOVERY	RECOVERY LIMITS	METHOD
2,4,5-Trichloro-phenol	89	(36 - 135)	SW846 8270C
2-Chloronaphthalene	88	(35 - 115)	SW846 8270C
2-Nitroaniline	96	(36 - 140)	SW846 8270C
Dimethyl phthalate	96	(42 - 116)	SW846 8270C
Acenaphthylene	87	(37 - 115)	SW846 8270C
2,6-Dinitrotoluene	101	(43 - 122)	SW846 8270C
3-Nitroaniline	93	(30 - 138)	SW846 8270C
Acenaphthene	85	(31 - 120)	SW846 8270C
2,4-Dinitrophenol	43	(29 - 146)	SW846 8270C
4-Nitrophenol	103	(30 - 138)	SW846 8270C
Dibenzofuran	88	(40 - 115)	SW846 8270C
2,4-Dinitrotoluene	103	(34 - 151)	SW846 8270C
Diethyl phthalate	98	(43 - 132)	SW846 8270C
4-Chlorophenyl phenyl ether	98	(40 - 115)	SW846 8270C
Fluorene	90	(41 - 115)	SW846 8270C
4-Nitroaniline	94	(30 - 140)	SW846 8270C
4,6-Dinitro-2-methylphenol	77	(42 - 144)	SW846 8270C
N-Nitrosodiphenylamine	86	(35 - 124)	SW846 8270C
4-Bromophenyl phenyl ether	100	(43 - 118)	SW846 8270C
Hexachlorobenzene	92	(42 - 123)	SW846 8270C
Pentachlorophenol	83	(30 - 150)	SW846 8270C
Phenanthrene	88	(45 - 117)	SW846 8270C
Anthracene	89	(45 - 118)	SW846 8270C
Carbazole	95	(49 - 126)	SW846 8270C
Di-n-butyl phthalate	98	(46 - 123)	SW846 8270C
Fluoranthene	101	(47 - 132)	SW846 8270C
Pyrene	97	(35 - 139)	SW846 8270C
Butyl benzyl phthalate	101	(37 - 136)	SW846 8270C
3,3'-Dichlorobenzidine	56	(30 - 160)	SW846 8270C
Benzo(a)anthracene	90	(43 - 138)	SW846 8270C
Chrysene	96	(42 - 142)	SW846 8270C
bis(2-Ethylhexyl) phthalate	100	(30 - 154)	SW846 8270C

(Continued on next page)

LABORATORY CONTROL SAMPLE EVALUATION REPORT

GC/MS Semivolatiles

Client Lot #...: A8A310102 **Work Order #...:** KGD021AC **Matrix.....:** WATER
LCS Lot-Sample#: A8A310000-405

PARAMETER	PERCENT RECOVERY	RECOVERY LIMITS	METHOD
Di-n-octyl phthalate	**98**	**(36 - 151)**	**SW846 8270C**
Benzo(b)fluoranthene	**93**	**(31 - 146)**	**SW846 8270C**
Benzo(k)fluoranthene	**96**	**(40 - 127)**	**SW846 8270C**
Benzo(a)pyrene	**89**	**(38 - 144)**	**SW846 8270C**
Indeno(1,2,3-cd)pyrene	**97**	**(37 - 130)**	**SW846 8270C**
Dibenz(a,h)anthracene	**97**	**(38 - 130)**	**SW846 8270C**
Benzo(ghi)perylene	**95**	**(35 - 129)**	**SW846 8270C**

SURROGATE	PERCENT RECOVERY	RECOVERY LIMITS
Nitrobenzene-d5	85	(50 - 150)
2-Fluorobiphenyl	85	(50 - 150)
Terphenyl-d14	106	(50 - 150)
Phenol-d5	85	(50 - 150)
2-Fluorophenol	63	(50 - 150)
2,4,6-Tribromophenol	94	(50 - 150)

NOTE(S):

Calculations are performed before rounding to avoid round-off errors in calculated results.

Bold print denotes control parameters

a Spiked analyte recovery is outside stated control limits.

Laboratory Control Sample / Laboratory Control Sample Duplicate Outlier Report

Method Batch : 8031405 **Analysis Method :** 8270C **Analysis Date :** 02/04/2008

Preparation Batch : 8031405 **Preparation Type :** 3520C **Preparation Date :** 02/01/2008

Lab Reporting Batch : A8A310102 **Lab ID:** STLCAN

LCS Lab Sample ID	Matrix	Analyte Name	Reported Values		Project Limits (Percent)			
			Percent Recovery	RPD	Rejection Point	Lower Limit	Upper Limit	RPD
A8A310000405C	AQ	1,4-Dichlorobenzene	120		30.00	30.00	115.00	30.00
		Benzoic acid	1.7		30.00	30.00	136.00	30.00
		Hexachlorocyclopentadiene	20		30.00	30.00	115.00	30.00

Associated Samples

Client Sample ID	Lab Sample ID
FWGEQUIPRINSE3-0611-GW	A8A310102019
FWGLL12mw-113C-0589-GW	A8A310102025
FWGLL12mw-128C-0590-GW	A8A310102017
FWGLL12mw-185C-0593-GW	A8A310102005
FWGLL12mw-187C-0594-GW	A8A310102013
FWGLL12mw-242C-0597-GW	A8A310102023
FWGLL12mw-243C-0598-GW	A8A310102015
FWGLL12mw-244C-0599-GW	A8A310102007
FWGLL12mw-245C-0600-GW	A8A310102001
FWGLL12mw-246C-0566-GW	A8A310102009
FWGLL12mw-DUP4-0604-GW	A8A310102003
FWGLL1mw-063C-0565-GW	A8A310102028
FWGLL4mw-200C-0586-GW	A8A310102021

Scope of Data Qualification: The outlier in the LCS qualifies that analyte in all samples with the same Preparation Batch ID as the LCS

Project Number and Name: 030240.0006 - Ravenna

MATRIX SPIKE SAMPLE EVALUATION REPORT

GC/MS Semivolatiles

Client Lot #...: A8A310102 **Work Order #...:** KGCL01AF-MS **Matrix.....:** WG
MS Lot-Sample #: A8A310102-017 KGCL01AG-MSD
Date Sampled...: 01/30/08 13:15 **Date Received..:** 01/31/08
Prep Date.....: 02/01/08 **Analysis Date..:** 02/04/08
Prep Batch #...: 8031405
Dilution Factor: 1 **Initial Wgt/Vol:** 525 mL **Final Wgt/Vol..:** 2 mL

PARAMETER	PERCENT RECOVERY	RECOVERY LIMITS	RPD	RPD LIMITS	METHOD
Benzoic acid	44 a	(45 - 135)			SW846 8270C
	47	(45 - 135)	7.2	(0-40)	SW846 8270C
Benzyl alcohol	82	(45 - 135)			SW846 8270C
	86	(45 - 135)	4.8	(0-40)	SW846 8270C
Phenol	80	(45 - 135)			SW846 8270C
	83	(45 - 135)	3.9	(0-40)	SW846 8270C
bis(2-Chloroethyl)-ether	82	(45 - 135)			SW846 8270C
	83	(45 - 135)	1.3	(0-40)	SW846 8270C
2-Chlorophenol	73	(45 - 135)			SW846 8270C
	79	(45 - 135)	7.8	(0-40)	SW846 8270C
1,3-Dichlorobenzene	67	(45 - 135)			SW846 8270C
	72	(45 - 135)	7.2	(0-40)	SW846 8270C
1,4-Dichlorobenzene	105	(45 - 135)			SW846 8270C
	116	(45 - 135)	10	(0-40)	SW846 8270C
1,2-Dichlorobenzene	78	(45 - 135)			SW846 8270C
	80	(45 - 135)	2.5	(0-40)	SW846 8270C
2-Methylphenol	79	(45 - 135)			SW846 8270C
	83	(45 - 135)	4.1	(0-40)	SW846 8270C
bis(2-Chloroisopropyl) ether	88	(45 - 135)			SW846 8270C
	91	(45 - 135)	2.8	(0-40)	SW846 8270C
4-Methylphenol	82	(45 - 135)			SW846 8270C
	85	(45 - 135)	3.1	(0-40)	SW846 8270C
N-Nitrosodi-n-propyl-amine	82	(45 - 135)			SW846 8270C
	87	(45 - 135)	5.6	(0-40)	SW846 8270C
Hexachloroethane	65	(45 - 135)			SW846 8270C
	67	(45 - 135)	2.4	(0-40)	SW846 8270C
Nitrobenzene	82	(45 - 135)			SW846 8270C
	92	(45 - 135)	11	(0-40)	SW846 8270C
Isophorone	88	(45 - 135)			SW846 8270C
	96	(45 - 135)	8.3	(0-40)	SW846 8270C
2-Nitrophenol	76	(45 - 135)			SW846 8270C
	85	(45 - 135)	11	(0-40)	SW846 8270C
2,4-Dimethylphenol	61	(45 - 135)			SW846 8270C
	64	(45 - 135)	3.9	(0-40)	SW846 8270C

(Continued on next page)

MATRIX SPIKE SAMPLE EVALUATION REPORT

GC/MS Semivolatiles

Client Lot #...: A8A310102 **Work Order #...:** KGCL01AF-MS **Matrix.....:** WG
MS Lot-Sample #: A8A310102-017 KGCL01AG-MSD

PARAMETER	PERCENT RECOVERY	RECOVERY LIMITS	RPD	RPD LIMITS	METHOD
bis(2-Chloroethoxy) methane	80	(45 - 135)			SW846 8270C
	87	(45 - 135)	7.8	(0-40)	SW846 8270C
2,4-Dichlorophenol	79	(45 - 135)			SW846 8270C
	87	(45 - 135)	8.6	(0-40)	SW846 8270C
1,2,4-Trichloro- benzene	72	(45 - 135)			SW846 8270C
	78	(45 - 135)	8.3	(0-40)	SW846 8270C
Naphthalene	72	(45 - 135)			SW846 8270C
	79	(45 - 135)	8.4	(0-40)	SW846 8270C
4-Chloroaniline	68	(45 - 135)			SW846 8270C
	71	(45 - 135)	4.6	(0-40)	SW846 8270C
Hexachlorobutadiene	59	(45 - 135)			SW846 8270C
	67	(45 - 135)	12	(0-40)	SW846 8270C
4-Chloro-3-methylphenol	85	(45 - 135)			SW846 8270C
	89	(45 - 135)	3.8	(0-40)	SW846 8270C
2-Methylnaphthalene	77	(45 - 135)			SW846 8270C
	86	(45 - 135)	11	(0-40)	SW846 8270C
Hexachlorocyclopenta- diene	16 a	(45 - 135)			SW846 8270C
	20 a	(45 - 135)	24	(0-40)	SW846 8270C
2,4,6-Trichloro- phenol	84	(45 - 135)			SW846 8270C
	85	(45 - 135)	1.7	(0-40)	SW846 8270C
2,4,5-Trichloro- phenol	85	(45 - 135)			SW846 8270C
	85	(45 - 135)	0.64	(0-40)	SW846 8270C
2-Chloronaphthalene	76	(45 - 135)			SW846 8270C
	83	(45 - 135)	8.3	(0-40)	SW846 8270C
2-Nitroaniline	90	(45 - 135)			SW846 8270C
	90	(45 - 135)	0.17	(0-40)	SW846 8270C
Dimethyl phthalate	90	(45 - 135)			SW846 8270C
	90	(45 - 135)	0.01	(0-40)	SW846 8270C
Acenaphthylene	77	(45 - 135)			SW846 8270C
	80	(45 - 135)	4.5	(0-40)	SW846 8270C
2,6-Dinitrotoluene	92	(45 - 135)			SW846 8270C
	95	(45 - 135)	3.4	(0-40)	SW846 8270C

(Continued on next page)

MATRIX SPIKE SAMPLE EVALUATION REPORT

GC/MS Semivolatiles

Client Lot #...: A8A310102 **Work Order #...:** KGCL01AF-MS **Matrix.....:** WG
MS Lot-Sample #: A8A310102-017 KGCL01AG-MSD

PARAMETER	PERCENT RECOVERY	RECOVERY LIMITS	RPD	RPD LIMITS	METHOD
3-Nitroaniline	88	(45 - 135)			SW846 8270C
	88	(45 - 135)	0.04	(0-50)	SW846 8270C
Acenaphthene	76	(45 - 135)			SW846 8270C
	80	(45 - 135)	4.9	(0-40)	SW846 8270C
2,4-Dinitrophenol	49	(45 - 135)			SW846 8270C
	53	(45 - 135)	9.0	(0-40)	SW846 8270C
4-Nitrophenol	93	(45 - 135)			SW846 8270C
	95	(45 - 135)	1.7	(0-40)	SW846 8270C
Dibenzofuran	78	(45 - 135)			SW846 8270C
	81	(45 - 135)	3.2	(0-40)	SW846 8270C
2,4-Dinitrotoluene	98	(45 - 135)			SW846 8270C
	97	(45 - 135)	1.3	(0-40)	SW846 8270C
Diethyl phthalate	93	(45 - 135)			SW846 8270C
	92	(45 - 135)	0.86	(0-40)	SW846 8270C
4-Chlorophenyl phenyl ether	88	(45 - 135)			SW846 8270C
	89	(45 - 135)	2.1	(0-40)	SW846 8270C
Fluorene	80	(45 - 135)			SW846 8270C
	83	(45 - 135)	3.2	(0-40)	SW846 8270C
4-Nitroaniline	86	(45 - 135)			SW846 8270C
	87	(45 - 135)	1.8	(0-40)	SW846 8270C
4,6-Dinitro-2-methylphenol	76	(45 - 135)			SW846 8270C
	77	(45 - 135)	1.3	(0-40)	SW846 8270C
N-Nitrosodiphenylamine	81	(45 - 135)			SW846 8270C
	82	(45 - 135)	1.0	(0-40)	SW846 8270C
4-Bromophenyl phenyl ether	90	(45 - 135)			SW846 8270C
	94	(45 - 135)	3.6	(0-40)	SW846 8270C
Hexachlorobenzene	81	(45 - 135)			SW846 8270C
	82	(45 - 135)	1.7	(0-40)	SW846 8270C
Pentachlorophenol	64	(45 - 135)			SW846 8270C
	70	(45 - 135)	9.4	(0-40)	SW846 8270C
Phenanthrene	81	(45 - 135)			SW846 8270C
	81	(45 - 135)	0.80	(0-40)	SW846 8270C
Anthracene	80	(45 - 135)			SW846 8270C
	83	(45 - 135)	3.2	(0-40)	SW846 8270C
Carbazole	91	(45 - 135)			SW846 8270C
	92	(45 - 135)	1.1	(0-40)	SW846 8270C

(Continued on next page)

MATRIX SPIKE SAMPLE EVALUATION REPORT

GC/MS Semivolatiles

Client Lot #...: A8A310102 **Work Order #...:** KGCL01AF-MS **Matrix.....:** WG
MS Lot-Sample #: A8A310102-017 KGCL01AG-MSD

PARAMETER	PERCENT RECOVERY	RECOVERY LIMITS	RPD	RPD LIMITS	METHOD
Di-n-butyl phthalate	90	(45 - 135)			SW846 8270C
	92	(45 - 135)	1.6	(0-40)	SW846 8270C
Fluoranthene	90	(45 - 135)			SW846 8270C
	91	(45 - 135)	0.57	(0-40)	SW846 8270C
Pyrene	83	(45 - 135)			SW846 8270C
	84	(45 - 135)	1.4	(0-40)	SW846 8270C
Butyl benzyl phthalate	87	(45 - 135)			SW846 8270C
	89	(45 - 135)	1.6	(0-40)	SW846 8270C
3,3'-Dichlorobenzidine	49	(45 - 135)			SW846 8270C
	51	(45 - 135)	2.7	(0-40)	SW846 8270C
Benzo(a)anthracene	78	(45 - 135)			SW846 8270C
	76	(45 - 135)	1.4	(0-40)	SW846 8270C
Chrysene	82	(45 - 135)			SW846 8270C
	81	(45 - 135)	0.91	(0-40)	SW846 8270C
bis(2-Ethylhexyl) phthalate	84	(45 - 135)			SW846 8270C
	84	(45 - 135)	0.48	(0-40)	SW846 8270C
Di-n-octyl phthalate	90	(45 - 135)			SW846 8270C
	90	(45 - 135)	0.43	(0-40)	SW846 8270C
Benzo(b)fluoranthene	84	(45 - 135)			SW846 8270C
	84	(45 - 135)	0.98	(0-40)	SW846 8270C
Benzo(k)fluoranthene	87	(45 - 135)			SW846 8270C
	85	(45 - 135)	1.3	(0-40)	SW846 8270C
Benzo(a)pyrene	80	(45 - 135)			SW846 8270C
	80	(45 - 135)	0.18	(0-40)	SW846 8270C
Indeno(1,2,3-cd)pyrene	86	(45 - 135)			SW846 8270C
	86	(45 - 135)	0.31	(0-40)	SW846 8270C
Dibenz(a,h)anthracene	89	(45 - 135)			SW846 8270C
	89	(45 - 135)	0.03	(0-40)	SW846 8270C
Benzo(ghi)perylene	84	(45 - 135)			SW846 8270C
	83	(45 - 135)	0.70	(0-40)	SW846 8270C

SURROGATE	PERCENT RECOVERY	RECOVERY LIMITS
Nitrobenzene-d5	75	(50 - 150)
	81	(50 - 150)
2-Fluorobiphenyl	74	(50 - 150)
	81	(50 - 150)
Terphenyl-d14	83	(50 - 150)
	85	(50 - 150)

(Continued on next page)

MATRIX SPIKE SAMPLE EVALUATION REPORT

GC/MS Semivolatiles

Client Lot #...: A8A310102 **Work Order #...:** KGCL01AF-MS **Matrix.....:** WG
MS Lot-Sample #: A8A310102-017 KGCL01AG-MSD

SURROGATE	PERCENT RECOVERY	RECOVERY LIMITS
Phenol-d5	77	(50 - 150)
	82	(50 - 150)
2-Fluorophenol	55	(50 - 150)
	61	(50 - 150)
2,4,6-Tribromophenol	89	(50 - 150)
	90	(50 - 150)

NOTE(S):

Calculations are performed before rounding to avoid round-off errors in calculated results.

Bold print denotes control parameters

a Spiked analyte recovery is outside stated control limits.

Matrix Spike / Matrix Spike Duplicate Recovery and RPD Outlier Report

Method Batch : 8031405 **Analysis Method :** 8270C **Analysis Date :** 02/04/2008

Preparation Batch : 8031405 **Preparation Type :** 3520C **Preparation Date :** 02/01/2008

Lab Reporting Batch : A8A310102 **Lab ID:** STLCAN

Client Sample ID	Lab Sample ID	Matrix	Analyte Name	Reported *		Project Limits (Percent)			
				Percent Recovery	RPD	Rejection Point**	Lower Limit	Upper Limit	RPD
FWGLL12mw-128C-0590	A8A310102017S	AQ	Benzoic acid	44		0.00	45.00	135.00	40.00
			Hexachlorocyclopentadiene	16		0.00	45.00	135.00	40.00
FWGLL12mw-128C-0590	A8A310102017D		Hexachlorocyclopentadiene	20		0.00	45.00	135.00	40.00

Associated Samples: Parent sample only

Client Sample ID	Lab Sample ID
FWGLL12mw-128C-0590-GW	A8A310102017

* Only those Percent Recovery and/or RPD values outside project limits are listed in this report.
** Metal are also assessed against an upper rejection point of 150 percent for waters and 200 percent for soils and sediments

Project Number and Name: 030240.0006 - Ravenna

MATRIX SPIKE SAMPLE EVALUATION REPORT

GC/MS Semivolatiles

Client Lot #...: A8A310102 Work Order #...: KGCR11D0-MS Matrix.....: WATER
MS Lot-Sample #: A8A310111-001 KGCR11D1-MSD
Date Sampled...: 01/30/08 12:45 Date Received..: 01/31/08
Prep Date.....: 02/01/08 Analysis Date..: 02/04/08
Prep Batch #...: 8031405
Dilution Factor: 1 Initial Wgt/Vol: 500 mL Final Wgt/Vol..: 2 mL

PARAMETER	PERCENT RECOVERY	RECOVERY LIMITS	RPD	RPD LIMITS	METHOD
Benzoic acid	77	(45 - 135)			SW846 8270C
	74	(45 - 135)	3.8	(0-40)	SW846 8270C
Benzyl alcohol	96	(45 - 135)			SW846 8270C
	94	(45 - 135)	1.5	(0-40)	SW846 8270C
Phenol	95	(45 - 135)			SW846 8270C
	99	(45 - 135)	4.4	(0-40)	SW846 8270C
bis(2-Chloroethyl)-ether	80	(45 - 135)			SW846 8270C
	86	(45 - 135)	8.0	(0-40)	SW846 8270C
2-Chlorophenol	72	(45 - 135)			SW846 8270C
	82	(45 - 135)	14	(0-40)	SW846 8270C
1,3-Dichlorobenzene	74	(45 - 135)			SW846 8270C
	77	(45 - 135)	4.0	(0-40)	SW846 8270C
1,4-Dichlorobenzene	111	(45 - 135)			SW846 8270C
	118	(45 - 135)	6.3	(0-40)	SW846 8270C
1,2-Dichlorobenzene	80	(45 - 135)			SW846 8270C
	85	(45 - 135)	5.7	(0-40)	SW846 8270C
2-Methylphenol	92	(45 - 135)			SW846 8270C
	93	(45 - 135)	1.4	(0-40)	SW846 8270C
bis(2-Chloroisopropyl) ether	96	(45 - 135)			SW846 8270C
	107	(45 - 135)	11	(0-40)	SW846 8270C
4-Methylphenol	93	(45 - 135)			SW846 8270C
	95	(45 - 135)	1.9	(0-40)	SW846 8270C
N-Nitrosodi-n-propyl-amine	94	(45 - 135)			SW846 8270C
	101	(45 - 135)	6.7	(0-40)	SW846 8270C
Hexachloroethane	77	(45 - 135)			SW846 8270C
	79	(45 - 135)	2.5	(0-40)	SW846 8270C
Nitrobenzene	154 a	(45 - 135)			SW846 8270C
	162 a	(45 - 135)	5.3	(0-40)	SW846 8270C
Isophorone	98	(45 - 135)			SW846 8270C
	105	(45 - 135)	6.9	(0-40)	SW846 8270C
2-Nitrophenol	89	(45 - 135)			SW846 8270C
	93	(45 - 135)	4.9	(0-40)	SW846 8270C
2,4-Dimethylphenol	47	(45 - 135)			SW846 8270C
	43 a	(45 - 135)	8.1	(0-40)	SW846 8270C

(Continued on next page)

MATRIX SPIKE SAMPLE EVALUATION REPORT

GC/MS Semivolatiles

Client Lot #...: A8A310102 **Work Order #...:** KGCR11D0-MS **Matrix.....:** WATER
MS Lot-Sample #: A8A310111-001 KGCR11D1-MSD

PARAMETER	PERCENT RECOVERY	RECOVERY LIMITS	RPD	RPD LIMITS	METHOD
bis(2-Chloroethoxy) methane	89	(45 - 135)			SW846 8270C
	96	(45 - 135)	7.4	(0-40)	SW846 8270C
2,4-Dichlorophenol	86	(45 - 135)			SW846 8270C
	92	(45 - 135)	6.9	(0-40)	SW846 8270C
1,2,4-Trichloro- benzene	80	(45 - 135)			SW846 8270C
	85	(45 - 135)	5.9	(0-40)	SW846 8270C
Naphthalene	80	(45 - 135)			SW846 8270C
	85	(45 - 135)	6.7	(0-40)	SW846 8270C
4-Chloroaniline	47	(45 - 135)			SW846 8270C
	52	(45 - 135)	10	(0-40)	SW846 8270C
Hexachlorobutadiene	72	(45 - 135)			SW846 8270C
	77	(45 - 135)	5.8	(0-40)	SW846 8270C
4-Chloro-3-methylphenol	90	(45 - 135)			SW846 8270C
	92	(45 - 135)	2.3	(0-40)	SW846 8270C
2-Methylnaphthalene	89	(45 - 135)			SW846 8270C
	95	(45 - 135)	6.3	(0-40)	SW846 8270C
Hexachlorocyclopenta- diene	23 a	(45 - 135)			SW846 8270C
	26 a	(45 - 135)	11	(0-40)	SW846 8270C
2,4,6-Trichloro- phenol	89	(45 - 135)			SW846 8270C
	91	(45 - 135)	2.0	(0-40)	SW846 8270C
2,4,5-Trichloro- phenol	88	(45 - 135)			SW846 8270C
	93	(45 - 135)	4.9	(0-40)	SW846 8270C
2-Chloronaphthalene	86	(45 - 135)			SW846 8270C
	91	(45 - 135)	5.0	(0-40)	SW846 8270C
2-Nitroaniline	60	(45 - 135)			SW846 8270C
	61	(45 - 135)	2.1	(0-40)	SW846 8270C
Dimethyl phthalate	92	(45 - 135)			SW846 8270C
	95	(45 - 135)	3.2	(0-40)	SW846 8270C
Acenaphthylene	82	(45 - 135)			SW846 8270C
	86	(45 - 135)	4.6	(0-40)	SW846 8270C
2,6-Dinitrotoluene	97	(45 - 135)			SW846 8270C
	102	(45 - 135)	4.6	(0-40)	SW846 8270C

(Continued on next page)

MATRIX SPIKE SAMPLE EVALUATION REPORT

GC/MS Semivolatiles

Client Lot #...: A8A310102 **Work Order #...:** KGCR11D0-MS **Matrix.....:** WATER
MS Lot-Sample #: A8A310111-001 KGCR11D1-MSD

PARAMETER	PERCENT RECOVERY	RECOVERY LIMITS	RPD	RPD LIMITS	METHOD
3-Nitroaniline	31 a	(45 - 135)			SW846 8270C
	33 a	(45 - 135)	4.2	(0-50)	SW846 8270C
Acenaphthene	83	(45 - 135)			SW846 8270C
	86	(45 - 135)	3.5	(0-40)	SW846 8270C
2,4-Dinitrophenol	59	(45 - 135)			SW846 8270C
	54	(45 - 135)	8.1	(0-40)	SW846 8270C
4-Nitrophenol	104	(45 - 135)			SW846 8270C
	107	(45 - 135)	3.4	(0-40)	SW846 8270C
Dibenzofuran	86	(45 - 135)			SW846 8270C
	88	(45 - 135)	2.2	(0-40)	SW846 8270C
2,4-Dinitrotoluene	100	(45 - 135)			SW846 8270C
	100	(45 - 135)	0.61	(0-40)	SW846 8270C
Diethyl phthalate	96	(45 - 135)			SW846 8270C
	98	(45 - 135)	2.0	(0-40)	SW846 8270C
4-Chlorophenyl phenyl ether	96	(45 - 135)			SW846 8270C
	99	(45 - 135)	3.0	(0-40)	SW846 8270C
Fluorene	86	(45 - 135)			SW846 8270C
	89	(45 - 135)	3.4	(0-40)	SW846 8270C
4-Nitroaniline	26 a	(45 - 135)			SW846 8270C
	26 a	(45 - 135)	1.2	(0-40)	SW846 8270C
4,6-Dinitro-2-methylphenol	76	(45 - 135)			SW846 8270C
	75	(45 - 135)	0.61	(0-40)	SW846 8270C
N-Nitrosodiphenylamine	84	(45 - 135)			SW846 8270C
	85	(45 - 135)	0.78	(0-40)	SW846 8270C
4-Bromophenyl phenyl ether	103	(45 - 135)			SW846 8270C
	108	(45 - 135)	5.1	(0-40)	SW846 8270C
Hexachlorobenzene	91	(45 - 135)			SW846 8270C
	93	(45 - 135)	2.4	(0-40)	SW846 8270C
Pentachlorophenol	81	(45 - 135)			SW846 8270C
	78	(45 - 135)	4.4	(0-40)	SW846 8270C
Phenanthrene	89	(45 - 135)			SW846 8270C
	91	(45 - 135)	1.9	(0-40)	SW846 8270C
Anthracene	82	(45 - 135)			SW846 8270C
	86	(45 - 135)	4.0	(0-40)	SW846 8270C
Carbazole	97	(45 - 135)			SW846 8270C
	100	(45 - 135)	3.7	(0-40)	SW846 8270C

(Continued on next page)

MATRIX SPIKE SAMPLE EVALUATION REPORT

GC/MS Semivolatiles

Client Lot #...: A8A310102 **Work Order #...:** KGCR11D0-MS **Matrix.....:** WATER
MS Lot-Sample #: A8A310111-001 KGCR11D1-MSD

PARAMETER	PERCENT RECOVERY	RECOVERY LIMITS	RPD	RPD LIMITS	METHOD
Di-n-butyl phthalate	100	(45 - 135)			SW846 8270C
	102	(45 - 135)	1.8	(0-40)	SW846 8270C
Fluoranthene	101	(45 - 135)			SW846 8270C
	104	(45 - 135)	3.6	(0-40)	SW846 8270C
Pyrene	91	(45 - 135)			SW846 8270C
	92	(45 - 135)	0.95	(0-40)	SW846 8270C
Butyl benzyl phthalate	96	(45 - 135)			SW846 8270C
	98	(45 - 135)	2.5	(0-40)	SW846 8270C
3,3'-Dichlorobenzidine	0.0 a	(45 - 135)			SW846 8270C
	0.0 a	(45 - 135)	0.0	(0-40)	SW846 8270C
Benzo(a)anthracene	84	(45 - 135)			SW846 8270C
	86	(45 - 135)	2.4	(0-40)	SW846 8270C
Chrysene	89	(45 - 135)			SW846 8270C
	93	(45 - 135)	4.7	(0-40)	SW846 8270C
bis(2-Ethylhexyl) phthalate	98	(45 - 135)			SW846 8270C
	103	(45 - 135)	5.3	(0-40)	SW846 8270C
Di-n-octyl phthalate	103	(45 - 135)			SW846 8270C
	106	(45 - 135)	2.4	(0-40)	SW846 8270C
Benzo(b)fluoranthene	91	(45 - 135)			SW846 8270C
	94	(45 - 135)	3.4	(0-40)	SW846 8270C
Benzo(k)fluoranthene	98	(45 - 135)			SW846 8270C
	101	(45 - 135)	3.2	(0-40)	SW846 8270C
Benzo(a)pyrene	82	(45 - 135)			SW846 8270C
	86	(45 - 135)	5.0	(0-40)	SW846 8270C
Indeno(1,2,3-cd)pyrene	99	(45 - 135)			SW846 8270C
	100	(45 - 135)	1.4	(0-40)	SW846 8270C
Dibenz(a,h)anthracene	102	(45 - 135)			SW846 8270C
	102	(45 - 135)	0.72	(0-40)	SW846 8270C
Benzo(ghi)perylene	97	(45 - 135)			SW846 8270C
	98	(45 - 135)	0.72	(0-40)	SW846 8270C

SURROGATE	PERCENT RECOVERY	RECOVERY LIMITS
Nitrobenzene-d5	86	(50 - 150)
	93	(50 - 150)
2-Fluorobiphenyl	90	(50 - 150)
	92	(50 - 150)
Terphenyl-d14	99	(50 - 150)
	103	(50 - 150)

(Continued on next page)

MATRIX SPIKE SAMPLE EVALUATION REPORT

GC/MS Semivolatiles

Client Lot #...: A8A310102 **Work Order #...:** KGCR11D0-MS **Matrix.....:** WATER
MS Lot-Sample #: A8A310111-001 KGCR11D1-MSD

SURROGATE	PERCENT RECOVERY	RECOVERY LIMITS
Phenol-d5	79	(50 - 150)
	86	(50 - 150)
2-Fluorophenol	43 *	(50 - 150)
	60	(50 - 150)
2,4,6-Tribromophenol	92	(50 - 150)
	97	(50 - 150)

NOTE(S):

Calculations are performed before rounding to avoid round-off errors in calculated results.

Bold print denotes control parameters

a Spiked analyte recovery is outside stated control limits.

* Surrogate recovery is outside stated control limits.

TestAmerica North Canton

RECOVERY REPORT

Client Name: Client SDG: SDGa00278
Sample Matrix: LIQUID Fraction: SV
Lab Smp Id: qcmrlcl
Level: LOW Operator: 001710
Data Type: MS DATA SampleType: MRL
SpikeList File: qcmrl.spk Quant Type: ISTD
Sublist File: qcmrl.sub
Method File: \\cansvr11\dd\chem\MSS\a4hp7.i\80205a.b\8270P.m
Misc Info:

2/13/08 @1846

SPIKE	COMPOUND	CONC ADDED ug/L	CONC RECOVERED ug/L	% RECOVERED	LIMITS
82	Acenaphthene	10.000	10.106	101.06	70-130
79	Acenaphthylene	10.000	10.400	104.00	70-130
116	Anthracene	10.000	10.369	103.69	70-130
136	Benzo(a)Anthracene	10.000	10.208	102.08	70-130
141	Benzo(b)fluoranthe	10.000	10.280	102.80	70-130
151	Benzo(g,h,i)peryle	10.000	11.114	111.14	70-130
146	Benzo(a)pyrene	10.000	10.824	108.25	70-130
29	Benzyl Alcohol	10.000	10.610	106.10	70-130
44	bis(2-Chloroethoxy	10.000	10.427	104.27	70-130
23	bis(2-Chloroethyl)	10.000	9.8350	98.35	70-130
31	bis(2-Chloroisopro	10.000	10.877	108.77	70-130
139	bis(2-ethylhexyl)P	10.000	10.585	105.85	70-130
106	4-Bromophenyl-phen	10.000	10.887	108.87	70-130
131	Butylbenzylphthala	10.000	10.741	107.41	70-130
52	4-Chloroaniline	10.000	10.030	100.30	70-130
70	2-Chloronaphthalen	10.000	10.251	102.51	70-130
95	4-Chlorophenyl-phe	10.000	10.567	105.67	70-130
137	Chrysene	10.000	10.147	101.47	70-130
150	Dibenz(a,h)anthrac	10.000	11.379	113.79	70-130
86	Dibenzofuran	10.000	10.170	101.70	70-130
120	Di-n-Butylphthalat	10.000	10.872	108.72	70-130
28	1,2-Dichlorobenzen	10.000	10.276	102.76	70-130
26	1,3-Dichlorobenzen	10.000	10.104	101.04	70-130
27	1,4-Dichlorobenzen	10.000	9.8563	98.56	70-130
135	3,3'-Dichlorobenzi	10.000	10.401	104.01	70-130
93	Diethylphthalate	10.000	10.799	107.99	70-130
76	Dimethylphthalate	10.000	10.451	104.51	70-130
87	2,4-Dinitrotoluene	10.000	10.756	107.56	70-130
78	2,6-Dinitrotoluene	10.000	10.968	109.68	70-130
140	Di-n-octylphthalat	10.000	11.484	114.84	70-130
123	Fluoranthene	10.000	10.352	103.52	70-130
94	Fluorene	10.000	10.161	101.61	70-130
107	Hexachlorobenzene	10.000	10.274	102.74	70-130
56	Hexachlorobutadien	10.000	10.519	105.19	70-130
64	Hexachlorocyclopen	10.000	9.1052	91.05	70-130
34	Hexachloroethane	10.000	10.480	104.80	70-130
149	Indeno(1,2,3-cd)py	10.000	11.377	113.77	70-130
41	Isophorone	10.000	10.683	106.83	70-130
63	1-Methylnaphthalen	10.000	10.454	104.54	70-130
62	2-Methylnaphthalen	10.000	10.487	104.87	70-130

SPIKE	COMPOUND	CONC ADDED ug/L	CONC RECOVERED ug/L	% RECOVERED	LIMITS
51	Naphthalene	10.000	10.464	104.64	70-130
73	2-Nitroaniline	10.000	10.990	109.90	70-130
81	3-Nitroaniline	10.000	10.619	106.19	70-130
96	4-Nitroaniline	10.000	10.436	104.36	70-130
35	Nitrobenzene	10.000	10.416	104.16	70-130
32	N-Nitroso-di-n-pro	10.000	10.628	106.28	70-130
99	N-Nitrosodiphenyla	10.000	10.571	105.71	70-130
115	Phenanthrene	10.000	10.216	102.16	70-130
125	Pyrene	10.000	10.147	101.47	70-130
50	1,2,4-Trichloroben	10.000	10.720	107.20	70-130
49	Benzoic Acid	20.000	15.784	78.92	70-130
59	4-Chloro-3-Methylp	10.000	10.605	106.05	70-130
24	2-Chlorophenol	10.000	10.266	102.66	70-130
48	2,4-Dichlorophenol	10.000	10.442	104.42	70-130
43	2,4-Dimethylphenol	10.000	10.869	108.69	70-130
98	4,6-Dinitro-2-meth	10.000	7.5362	75.36	70-130
83	2,4-Dinitrophenol	20.000	10.987	54.94*	70-130
30	2-Methylphenol	10.000	11.037	110.37	70-130
192	4-Methylphenol	10.000	10.598	105.98	70-130
42	2-Nitrophenol	10.000	10.486	104.86	70-130
85	4-Nitrophenol	10.000	9.0471	90.47	70-130
111	Pentachlorophenol	20.000	12.911	64.55*	70-130
22	Phenol	10.000	10.398	103.98	70-130
67	2,4,5-Trichlorophe	10.000	10.252	102.52	70-130
66	2,4,6-Trichlorophe	10.000	9.6883	96.88	70-130
119	Carbazole	10.000	10.548	105.48	70-130
142	Benzo(k)fluoranthe	10.000	11.227	112.27	70-130
37	Acetophenone	10.000	10.612	106.13	70-130
209	Benzaldehyde	10.000	11.464	114.64	70-130
210	Caprolactam	10.000	10.153	101.53	70-130
211	1,1'-Biphenyl	10.000	10.324	103.24	70-130
212	Atrazine	10.000	11.195	111.95	70-130
21	Aniline	10.000	9.9372	99.37	70-130
10	N-Nitrosodimethyla	10.000	10.315	103.15	70-130
80	1,2-Dinitrobenzene	10.000	10.457	104.57	70-130
91	2,3,5,6-Tetrachlor	10.000	9.6457	96.46	70-130

2/5/08 @ 1846

TestAmerica North Canton

CONTINUING CALIBRATION COMPOUNDS

Instrument ID: a4hp7.i Injection Date: 06-FEB-2008 09:22
Lab File ID: 7SMH0206.D Init. Cal. Date(s): 31-JAN-2008 31-JAN-2008
Analysis Type: Init. Cal. Times: 13:34 19:10
Lab Sample ID: L6 Quant Type: ISTD
Method: \\cansvr11\dd\chem\MSS\a4hp7.i\80206a.b\8270p.m

COMPOUND	RRF / AMOUNT	RF5	CCAL RRF5	MIN RRF	%D / %DRIFT	MAX %D / %DRIFT	CURVE TYPE
9 Pyridine	1.95560	2.09162	2.09162	0.010	-6.95542	50.00000	Averaged
10 N-Nitrosodimethylamine	1.20951	1.22877	1.22877	0.010	-1.59221	50.00000	Averaged
11 Ethyl methacrylate	1.80614	1.87907	1.87907	0.010	-4.03807	50.00000	Averaged
12 3-Chloropropionitrile	0.93179	0.97888	0.97888	0.010	-5.05391	50.00000	Averaged
13 Malononitrile	2.38073	2.69015	2.69015	0.010	-12.99654	50.00000	Averaged
209 Benzaldehyde	1.32027	1.28906	1.28906	0.010	2.36391	50.00000	Averaged
21 Aniline	2.92530	3.08782	3.08782	0.010	-5.55592	50.00000	Averaged
22 Phenol	2.24186	2.42494	2.42494	0.010	-8.16624	20.00000	Averaged
23 bis(2-Chloroethyl)ether	1.72210	1.96907	1.96907	0.010	-14.34124	50.00000	Averaged
24 2-Chlorophenol	1.24406	1.33730	1.33730	0.010	-7.49499	50.00000	Averaged
26 1,3-Dichlorobenzene	1.25602	1.33754	1.33754	0.010	-6.49090	50.00000	Averaged
27 1,4-Dichlorobenzene	0.80822	0.84072	0.84072	0.010	-4.02146	20.00000	Averaged
28 1,2-Dichlorobenzene	1.17506	1.28259	1.28259	0.010	-9.15147	50.00000	Averaged
29 Benzyl Alcohol	1.02982	1.14223	1.14223	0.010	-10.91601	50.00000	Averaged
30 2-Methylphenol	1.38371	1.44882	1.44882	0.010	-4.70554	50.00000	Averaged
31 bis(2-Chloroisopropyl)ether	2.03589	2.29692	2.29692	0.010	-12.82122	50.00000	Averaged
37 Acetophenone	2.26327	2.46979	2.46979	0.010	-9.12493	50.00000	Averaged
32 N-Nitroso-di-n-propylamine	1.58258	1.73524	1.73524	0.050	-9.64598	50.00000	Averaged
192 4-Methylphenol	1.49272	1.63537	1.63537	0.010	-9.55695	50.00000	Averaged
34 Hexachloroethane	0.55655	0.60121	0.60121	0.010	-8.02297	50.00000	Averaged
35 Nitrobenzene	0.53975	0.56646	0.56646	0.010	-4.94916	50.00000	Averaged
41 Isophorone	0.92242	0.99935	0.99935	0.010	-8.34035	50.00000	Averaged
42 2-Nitrophenol	0.17476	0.19033	0.19033	0.010	-8.90752	20.00000	Averaged
43 2,4-Dimethylphenol	0.43771	0.47126	0.47126	0.010	-7.66546	50.00000	Averaged
44 bis(2-Chloroethoxy)methane	0.49646	0.52253	0.52253	0.010	-5.25206	50.00000	Averaged
46 2,4-Toluenediamene	5.00000	4.43806	0.16298	0.010	11.23877	0.000e+000	Quadratic
47 1,3,5-Trichlorobenzene	0.24610	0.25980	0.25980	0.010	-5.56608	50.00000	Averaged
48 2,4-Dichlorophenol	0.24996	0.26837	0.26837	0.010	-7.36866	20.00000	Averaged
49 Benzoic Acid	0.23000	0.19992	0.19992	0.010	13.07841	50.00000	Averaged
50 1,2,4-Trichlorobenzene	0.26348	0.28088	0.28088	0.010	-6.60341	50.00000	Averaged
51 Naphthalene	0.96613	1.00474	1.00474	0.010	-3.99685	50.00000	Averaged
52 4-Chloroaniline	0.43418	0.45358	0.45358	0.010	-4.46837	50.00000	Averaged
56 Hexachlorobutadiene	0.15855	0.16749	0.16749	0.010	-5.63973	20.00000	Averaged
210 Caprolactam	0.11759	0.13157	0.13157	0.010	-11.88453	50.00000	Averaged
57 1,2,3-Trichlorobenzene	0.23674	0.25314	0.25314	0.010	-6.92532	50.00000	Averaged
59 4-Chloro-3-Methylphenol	0.37178	0.39609	0.39609	0.010	-6.53793	20.00000	Averaged
62 2-Methylnaphthalene	0.57163	0.60193	0.60193	0.010	-5.30081	50.00000	Averaged
63 1-Methylnaphthalene	0.60588	0.62530	0.62530	0.010	-3.20532	50.00000	Averaged
64 Hexachlorocyclopentadiene	0.33762	0.23181	0.23181	0.050	31.34108	50.00000	Averaged
66 2,4,6-Trichlorophenol	0.35063	0.36145	0.36145	0.010	-3.08386	20.00000	Averaged
67 2,4,5-Trichlorophenol	0.37023	0.38732	0.38732	0.010	-4.61689	50.00000	Averaged
211 1,1'-Biphenyl	1.42892	1.47267	1.47267	0.010	-3.06144	50.00000	Averaged

TestAmerica North Canton

CONTINUING CALIBRATION COMPOUNDS

Instrument ID: a4hp7.i
Lab File ID: 7SMH0206.D
Analysis Type:
Lab Sample ID: L6
Method: \\cansvr11\dd\chem\MSS\a4hp7.i\80206a.b\8270p.m

Injection Date: 06-FEB-2008 09:22
Init. Cal. Date(s): 31-JAN-2008 31-JAN-2008
Init. Cal. Times: 13:34 19:10
Quant Type: ISTD

COMPOUND	RRF / AMOUNT	RF5	CCAL RRF5	MIN RRF	%D / %DRIFT	MAX %D / %DRIFT	CURVE TYPE
68 1,2,3,5-Tetrachlorobenzene	0.49841	0.51117	0.51117	0.010	-2.55872	50.00000	Averaged
70 2-Chloronaphthalene	1.04774	1.07351	1.07351	0.010	-2.45959	50.00000	Averaged
73 2-Nitroaniline	0.54416	0.59734	0.59734	0.010	-9.77192	50.00000	Averaged
74 1,2,3,4-Tetrachlorobenzene	0.45385	0.46474	0.46474	0.010	-2.39909	50.00000	Averaged
76 Dimethylphthalate	1.23030	1.29167	1.29167	0.010	-4.98810	50.00000	Averaged
78 2,6-Dinitrotoluene	0.27305	0.30001	0.30001	0.010	-9.87299	50.00000	Averaged
79 Acenaphthylene	1.81922	1.89746	1.89746	0.010	-4.30062	50.00000	Averaged
80 1,2-Dinitrobenzene	0.14298	0.14922	0.14922	0.010	-4.36157	50.00000	Averaged
81 3-Nitroaniline	0.30290	0.33054	0.33054	0.010	-9.12704	50.00000	Averaged
82 Acenaphthene	1.12475	1.14366	1.14366	0.010	-1.68059	20.00000	Averaged
83 2,4-Dinitrophenol	0.22136	0.20557	0.20557	0.050	7.13028	50.00000	Averaged
85 4-Nitrophenol	0.24460	0.25978	0.25978	0.050	-6.20533	50.00000	Averaged
86 Dibenzofuran	1.59506	1.64059	1.64059	0.010	-2.85488	50.00000	Averaged
87 2,4-Dinitrotoluene	0.36847	0.40344	0.40344	0.010	-9.49179	50.00000	Averaged
91 2,3,5,6-Tetrachlorophenol	0.31856	0.30616	0.30616	0.010	3.89357	50.00000	Averaged
93 Diethylphthalate	1.31615	1.39311	1.39311	0.010	-5.84695	50.00000	Averaged
94 Fluorene	1.32472	1.37815	1.37815	0.010	-4.03392	50.00000	Averaged
95 4-Chlorophenyl-phenylether	0.59385	0.61863	0.61863	0.010	-4.17260	50.00000	Averaged
96 4-Nitroaniline	0.32890	0.35780	0.35780	0.010	-8.78705	50.00000	Averaged
98 4,6-Dinitro-2-methylphenol	0.14021	0.13029	0.13029	0.010	7.07394	50.00000	Averaged
99 N-Nitrosodiphenylamine	0.53215	0.50911	0.50911	0.010	4.33015	20.00000	Averaged
100 1,2-Diphenylhydrazine	1.15871	1.25580	1.25580	0.010	-8.37933	50.00000	Averaged
106 4-Bromophenyl-phenylether	0.17743	0.18862	0.18862	0.010	-6.30319	50.00000	Averaged
107 Hexachlorobenzene	0.17436	0.18248	0.18248	0.010	-4.65846	50.00000	Averaged
212 Atrazine	0.19376	0.20254	0.20254	0.010	-4.53421	50.00000	Averaged
111 Pentachlorophenol	0.11918	0.09557	0.09557	0.010	19.80837	20.00000	Averaged
115 Phenanthrene	1.07534	1.09890	1.09890	0.010	-2.19044	50.00000	Averaged
116 Anthracene	1.06548	1.11516	1.11516	0.010	-4.66291	50.00000	Averaged
119 Carbazole	0.98651	1.04253	1.04253	0.010	-5.67850	50.00000	Averaged
120 Di-n-Butylphthalate	1.24846	1.33948	1.33948	0.010	-7.29067	50.00000	Averaged
123 Fluoranthene	1.12473	1.18529	1.18529	0.010	-5.38420	20.00000	Averaged
124 Benzidine	0.67160	0.80320	0.80320	0.010	-19.59535	50.00000	Averaged
125 Pyrene	1.25932	1.33576	1.33576	0.010	-6.06935	50.00000	Averaged
131 Butylbenzylphthalate	0.56971	0.63053	0.63053	0.010	-10.67459	50.00000	Averaged
133 3,3'-Dimethoxybenzidine	0.27467	0.34834	0.34834	0.010	-26.82107	50.00000	Averaged
135 3,3'-Dichlorobenzidine	0.40692	0.45802	0.45802	0.010	-12.55928	50.00000	Averaged
136 Benzo(a)Anthracene	1.19608	1.24707	1.24707	0.010	-4.26336	50.00000	Averaged
137 Chrysene	1.09612	1.17414	1.17414	0.010	-7.11742	50.00000	Averaged
138 4,4'-Methylene bis(o-chloro	0.22098	0.24695	0.24695	0.010	-11.75410	50.00000	Averaged
139 bis(2-ethylhexyl)Phthalate	0.79366	0.89437	0.89437	0.010	-12.68863	50.00000	Averaged
140 Di-n-octylphthalate	1.51474	1.74371	1.74371	0.010	-15.11590	20.00000	Averaged
141 Benzo(b)fluoranthene	1.26646	1.37336	1.37336	0.010	-8.44065	50.00000	Averaged

NT

TestAmerica North Canton

CONTINUING CALIBRATION COMPOUNDS

Instrument ID: a4hp7.i Injection Date: 06-FEB-2008 09:22
Lab File ID: 7SMH0206.D Init. Cal. Date(s): 31-JAN-2008 31-JAN-2008
Analysis Type: Init. Cal. Times: 13:34 19:10
Lab Sample ID: L6 Quant Type: ISTD
Method: \\cansvr11\dd\chem\MSS\a4hp7.i\80206a.b\8270p.m

COMPOUND	RRF / AMOUNT	RF5	CCAL RRF5	MIN RRF	%D / %DRIFT	MAX %D / %DRIFT	CURVE TYPE
142 Benzo(k)fluoranthene	1.25212	1.34923	1.34923	0.010	-7.75561	50.00000	Averaged
146 Benzo(a)pyrene	1.11476	1.23855	1.23855	0.010	-11.10458	20.00000	Averaged
149 Indeno(1,2,3-cd)pyrene	1.21395	1.34436	1.34436	0.010	-10.74220	50.00000	Averaged
150 Dibenz(a,h)anthracene	1.05462	1.15974	1.15974	0.010	-9.96759	50.00000	Averaged
151 Benzo(g,h,i)perylene	1.04493	1.12077	1.12077	0.010	-7.25758	50.00000	Averaged
198 1,4-Dioxane	0.70653	0.65839	0.65839	0.010	6.81320	50.00000	Averaged
$ 154 Nitrobenzene-d5	0.55664	0.55794	0.55794	0.010	-0.23327	50.00000	Averaged
$ 155 2-Fluorobiphenyl	1.24914	1.29983	1.29983	0.010	-4.05849	50.00000	Averaged
$ 156 Terphenyl-d14	0.80262	0.84654	0.84654	0.010	-5.47141	50.00000	Averaged
$ 157 Phenol-d5	2.06709	2.23864	2.23864	0.010	-8.29896	50.00000	Averaged
$ 158 2-Fluorophenol	1.31560	1.37382	1.37382	0.010	-4.42587	50.00000	Averaged
$ 159 2,4,6-Tribromophenol	0.13458	0.13846	0.13846	0.010	-2.88513	50.00000	Averaged
$ 186 2-Chlorophenol-d4	1.16540	1.24047	1.24047	0.010	-6.44200	50.00000	Averaged
$ 187 1,2-Dichlorobenzene-d4	0.79688	0.87283	0.87283	0.010	-9.53062	50.00000	Averaged
M 195 Cresols, total	2.87642	3.08419	3.08419	0.010	-7.22317	50.00000	Averaged
101 Diphenylamine	0.53215	0.50911	0.50911	0.010	4.33015	50.00000	Averaged

TestAmerica North Canton

RECOVERY REPORT

2/14/08 @ 1002

Client Name: Client SDG: SDGa00278
Sample Matrix: LIQUID Fraction: SV
Lab Smp Id: qcmrlck
Level: LOW Operator: 001710
Data Type: MS DATA SampleType: MRL
SpikeList File: qcmrl.spk Quant Type: ISTD
Sublist File: qcmrl.sub
Method File: \\cansvr11\dd\chem\MSS\a4hp7.i\80206a.b\8270P.m
Misc Info:

SPIKE	COMPOUND	CONC ADDED ug/L	CONC RECOVERED ug/L	% RECOVERED	LIMITS
82	Acenaphthene	10.000	10.078	100.78	70-130
79	Acenaphthylene	10.000	10.296	102.96	70-130
116	Anthracene	10.000	10.231	102.31	70-130
136	Benzo(a)Anthracene	10.000	10.103	101.03	70-130
141	Benzo(b)fluoranthe	10.000	10.158	101.58	70-130
151	Benzo(g,h,i)peryle	10.000	10.334	103.34	70-130
146	Benzo(a)pyrene	10.000	10.842	108.42	70-130
29	Benzyl Alcohol	10.000	10.027	100.27	70-130
44	bis(2-Chloroethoxy	10.000	10.201	102.01	70-130
23	bis(2-Chloroethyl)	10.000	10.029	100.29	70-130
31	bis(2-Chloroisopro	10.000	10.691	106.91	70-130
139	bis(2-ethylhexyl)P	10.000	10.757	107.57	70-130
106	4-Bromophenyl-phen	10.000	10.435	104.35	70-130
131	Butylbenzylphthala	10.000	10.840	108.40	70-130
52	4-Chloroaniline	10.000	9.9040	99.04	70-130
70	2-Chloronaphthalen	10.000	10.120	101.20	70-130
95	4-Chlorophenyl-phe	10.000	10.292	102.92	70-130
137	Chrysene	10.000	10.181	101.81	70-130
150	Dibenz(a,h)anthrac	10.000	10.768	107.68	70-130
86	Dibenzofuran	10.000	10.068	100.68	70-130
120	Di-n-Butylphthalat	10.000	10.623	106.23	70-130
28	1,2-Dichlorobenzen	10.000	10.343	103.43	70-130
26	1,3-Dichlorobenzen	10.000	10.364	103.64	70-130
27	1,4-Dichlorobenzen	10.000	10.220	102.20	70-130
135	3,3'-Dichlorobenzi	10.000	10.858	108.58	70-130
93	Diethylphthalate	10.000	10.309	103.09	70-130
76	Dimethylphthalate	10.000	10.306	103.06	70-130
87	2,4-Dinitrotoluene	10.000	10.549	105.49	70-130
78	2,6-Dinitrotoluene	10.000	10.523	105.23	70-130
140	Di-n-octylphthalat	10.000	11.063	110.63	70-130
123	Fluoranthene	10.000	10.276	102.76	70-130
94	Fluorene	10.000	10.169	101.69	70-130
107	Hexachlorobenzene	10.000	10.449	104.49	70-130
56	Hexachlorobutadien	10.000	10.578	105.78	70-130
64	Hexachlorocyclopen	10.000	6.4966	64.97*	70-130
34	Hexachloroethane	10.000	10.468	104.69	70-130
149	Indeno(1,2,3-cd)py	10.000	10.701	107.01	70-130
41	Isophorone	10.000	10.656	106.56	70-130
63	1-Methylnaphthalen	10.000	10.288	102.89	70-130
62	2-Methylnaphthalen	10.000	10.283	102.83	70-130

SPIKE	COMPOUND	CONC ADDED ug/L	CONC RECOVERED ug/L	% RECOVERED	LIMITS
51	Naphthalene	10.000	10.424	104.24	70-130
73	2-Nitroaniline	10.000	10.852	108.52	70-130
81	3-Nitroaniline	10.000	10.532	105.32	70-130
96	4-Nitroaniline	10.000	10.781	107.81	70-130
35	Nitrobenzene	10.000	10.544	105.44	70-130
32	N-Nitroso-di-n-pro	10.000	10.612	106.12	70-130
99	N-Nitrosodiphenyla	10.000	10.656	106.56	70-130
115	Phenanthrene	10.000	10.094	100.94	70-130
125	Pyrene	10.000	10.323	103.23	70-130
50	1,2,4-Trichloroben	10.000	10.331	103.31	70-130
49	Benzoic Acid	20.000	16.565	82.82	70-130
59	4-Chloro-3-Methylp	10.000	10.610	106.10	70-130
24	2-Chlorophenol	10.000	10.232	102.32	70-130
48	2,4-Dichlorophenol	10.000	10.529	105.29	70-130
43	2,4-Dimethylphenol	10.000	10.773	107.73	70-130
98	4,6-Dinitro-2-meth	10.000	8.5262	85.26	70-130
83	2,4-Dinitrophenol	20.000	14.826	74.13	70-130
30	2-Methylphenol	10.000	10.034	100.34	70-130
192	4-Methylphenol	10.000	10.362	103.62	70-130
42	2-Nitrophenol	10.000	10.352	103.52	70-130
85	4-Nitrophenol	10.000	10.487	104.87	70-130
111	Pentachlorophenol	20.000	15.035	75.18	70-130
22	Phenol	10.000	10.275	102.75	70-130
67	2,4,5-Trichlorophe	10.000	9.8593	98.59	70-130
66	2,4,6-Trichlorophe	10.000	9.9532	99.53	70-130
119	Carbazole	10.000	10.345	103.45	70-130
142	Benzo(k)fluoranthe	10.000	11.063	110.63	70-130
37	Acetophenone	10.000	10.390	103.90	70-130
209	Benzaldehyde	10.000	11.125	111.25	70-130
210	Caprolactam	10.000	11.279	112.79	70-130
211	1,1'-Biphenyl	10.000	10.060	100.60	70-130
212	Atrazine	10.000	10.780	107.80	70-130
21	Aniline	10.000	9.6670	96.67	70-130
10	N-Nitrosodimethyla	10.000	10.015	100.15	70-130
80	1,2-Dinitrobenzene	10.000	10.486	104.86	70-130
91	2,3,5,6-Tetrachlor	10.000	8.9296	89.30	70-130

PESTICIDE DATA

Ravenna, OH Data Review Checklist

Project Number: 030240.0006.05
Sample Event: January 2008
Data Reviewer/Date: Angye Dragotta/ March 11, 2008

SDG: A8A310102 R0
Analysis: SW846 8081

Review Questions:	Yes	No	N/A	Comments	Qual/Criteria
1. Did Chain-of-Custody information agree with laboratory report?	✓			COC#: 117215,336181,117232 and 117214;	
2. Were samples preserved properly and received in good condition?	✓			Sample coolers were received between 0.2 and 5.2°C. Upon receipt, it was documented by the laboratory, that the samples were not frozen and received in good condition. No qualifications were made to sample results based on temperatures less than 2°C.	QAPP Table 4-2, NELAC
3. Were holding times met?	✓			Samples collected 1/29/08 and 1/30/08, extracted on 2/2/08, and analyzed on 2/5/08, 2/6/08 and 2/14/08.	QAPP Table 4-2 J/UJ/R
4. Were sample storage requirements met?	✓				QAPP Table 4-2
5. Were QAPP specified PQLs achieved?	✓				QAPP Table 3-5
6. Were all QAPP-specified target analytes reported?	✓				QAPP Table 3-5
7. Was a DDT standard analyzed every 12 hours? Was the DDT %breakdown < 15%?	✓			A2HP3: 2/5/08 @1203, 2242 2/6/08@0739, 2/14/08@0908,2236	LCG Table 4 >15%=J/R
8. Was an endrin standard analyzed every 12 hours? Was endrin %breakdown <15%?	✓			A2HP3: 2/5/08 @1203, 2242 2/6/08@0739, 2/14/08@0908,2236	LCG Table 4 >15%=J/R
9. Does the initial calibration curve consist of 5 concentration levels?	✓			Instrument A2HP3 2/5/08 Stds = 0.005, 0.01, 0.025, 0.05, 0.1, 0.20	LCG Table 4 R
10. Were the %RSDs for each analyte ≤ 20%? OR was the average %RSD ≤ 20% with the r^2 >0.990?	✓				LCG Table 4 RSD>20% or r<0.99=J/R
11. Was a blank run prior to the initial calibration?			✓	No data provided to evaluate.	
12. Was a MDL Level Verification performed once per quarter with all target analytes detected?	✓			1/10/2008	LCG Table 4 R
13. Was a MRL Verification performed at the beginning and end of the sequence or every 12 hours with results 70-130%?		✓		2/5/08@2331, 2/6/08@0828, 2/14/08 @ 1403, 1541, and 2324 Front column- Heptachlor recovered at on 2/5/08 at 52.36%, 2/6/08 at 42.4% and on 2/14/08 at 43.8%, 44.95% and 47.16%. Heptachlor results flagged as unusable,"R".	LCG Table 4 >130%=J; 65-70%%=J/UJ; <65%=J/R

Ravenna, OH Data Review Checklist

Project Number: 030240.0006.05
Sample Event: January 2008
Data Reviewer/Date: Angye Dragotta/ March 11, 2008

SDG: A8A310102 R0
Analysis: SW846 8081

Review Questions:	Yes	No	N/A	Comments	Qual/Criteria
14. Was a second source (ICV) verification analyzed after the ICAL? Were results 85-115%?		✓		2/5/08/@1902- Heptachlor %D=55.16%. Non-detected heptachlor results were flagged as unusable, "R" and detected results flagged as estimated, "J". All results from the back column were within control limits.	LCG Table 4 >115%=J; 80-85%=J/UJ; <80%=J/R
15. Was a CCV run every 12 hours?	✓			2/5/08 @2153(tox), 2307 (main) 2/6/08@0651(tox), 0804(main) 2/14/08@1046(tox), 1338 (main), 1517(main), 2147(tox), 2300(main)	LCG Table 4
16. Was the %D for all target analytes ≤5%? OR was the average %D ≤ 15% with no individual analyte >30%?		✓		Front column 2/5/08 Heptachlor %D was below control limits (30%) while heptachlor epoxide, gamma chlordane, alpha chlordane, dieldrin, endrin, 4,4-DDT, endrin aldehyde, and methoxychlor all had %Ds above control limits (between 15 and 18%). Heptachlor results were flagged unusable "R" for non-detect results and estimated "J" for detected results. 2/6/08- All analytes with the exception of heptachlor and methoxychlor %Ds were above control limits between 16 and 29%. Heptachlor %D was 46.7%. Methoxychlor %D was –33%. Heptachlor results were flagged unusable "R" for non-detect results and estimated "J" for detected results. Detected methoxychlor results were qualified estimated "J". 2/14/08 (1338)- Heptachlor %D was 42%, below control limits. Methoxychlor %D was 17%, below control limits. Heptachlor results were flagged unusable "R" for non-detect results and estimated "J" for detected results. There were no qualifications made for methoxychlor since the %D was less than 30%. 2/14/08 at 1517 - heptachlor %D was 56.8%, below control limits. Heptachlor results were flagged unusable "R" for non-detect results and estimated "J" for detected results. 2/14/08 @ 2300 - Heptachlor %D was 53% and all other analytes %Ds were either within control limits or above control limits, but less than 30%. Heptachlor results were flagged unusable "R" for non-detect results and estimated "J" for detected results. Back Column- No qualifications made for outliers as back column was used for confirmation only. 2/5/08- Gamma BHC, heptachlor, heptachlor epoxide, gamma chlordane, dieldrin, endrin, 4,4 -DDT, endrin aldehyde, and methoxychlor recovered above control limits. Average %D <15%. 2/6/08 All analytes recovered above control limits. 2/13/08- Alpha BHC, gamma BHC, Aldrin, heptachlor epoxide, alpha and gamma chlordane and dieldrin all recovered above control limits.	LCG Table 4 D>30% (neg) =J/R D>30% (pos) = J

Ravenna, OH Data Review Checklist

Project Number: 030240.0006.05
Sample Event: January 2008
Data Reviewer/Date: Angye Dragotta/ March 11, 2008

SDG: A8A310102 R0
Analysis: SW846 8081

Review Questions:	Yes	No	N/A	Comments	Qual/Criteria
17. Was a method blank prepared and analyzed with each batch?	✓				LCG Table 4
18. Were target analytes < ½ the MRL?	✓				LCG Table 4 <5x=B
19. Was an equipment blank collected and analyzed?	✓			FWGEQUIPRinse3-0611-GW	
20. Were target analytes in the field blank analyses (equipment) <1/2 the MRL?	✓				<5x =B
21. Was an LCS prepared and analyzed with each batch?	✓				LCG Table 4
22. Were the LCS recoveries within limits specified in LCG Appendix C?	✓				LCG Appendix C >UL=J; 30%-LL=J/UJ; <30%=J/R
23. Was a MS/MSD pair prepared with each batch?	✓				LCG Table 4
24. Was the MS/MSD parent sample a Ravenna sample?	✓			Sample FWGLL12mw-128c-0590-GW was the parent.	
25. Were MS/MSD recoveries 40-140% and RPD ≤20%?	✓				QAPP Table 3-2 Pj
26. Were surrogate recoveries 50-150%?		✓		DCB recovered below control limits of 50-150% in samples FWGLL12mw-Dup4-0604-GW (37%), FWGLL12mw-185c-0593-GW (45%), FWGLL12mw-244c-0599-GW (37%), FWGLL12mw-243c-0598-GW (42%), FWGLL12mw-128c-0590-GW (39%), FWGLL12mw-242c-0597-GW (27%), FWGLL12mw-113c-0589-GW (34%) and FWGLL1mw-063c-0565-GW (22%). Results for these samples were flagged as estimated, "UJ".	LCG Table 4 >150%=J; 10% -50%=J/UJ; <10%=J/R
27. Was a field duplicate analyzed? Were the RPDs ≤30%?	✓			FWGLL12mw-DUP4-0604-GW was a field duplicate for FWGLL12mw-245C-0600-GW.	QAPP Table 3-2 RPD >30=J
28. Were all positive results verified by a second column confirmation? Were the RPD's ≤ 40?	✓				LCG Table 4 >40 RPD=J
29. Were reported sample concentrations within calibration range?	✓				
30. Were laboratory-generated Quality Control Exception Reports issued? If		✓			

Project Number: 030240.0006.05
Sample Event: January 2008
Data Reviewer/Date: Angye Dragotta/ March 11, 2008

SDG: A8A310102 R0
Analysis: SW846 8081

Review Questions:	Yes	No	N/A	Comments	Qual/Criteria
yes, summarize contents.					
31. Were lab comments included in report? If yes, summarize contents.	✓			See narrative.	

References:

Louisville Chemistry Guidelines (LCG), USACE June 2002 version 5; Section I "Chemical Analysis Criteria" Table 4 and Attachment A "Data Validation Guidelines:

Final Quality Assurance Project Plan (QAPP) Addendum for the Facility-Wide Groundwater Monitoring Program Ravenna Army Ammunition Plant, Ravenna, OH, Portage Environmental September 2004

Additional Comments:

Environmental Quality Mgt., Inc.

Client Sample ID: FWGLL12mw-245C-0600-GW

GC Semivolatiles

Lot-Sample #...: A8A310102-001 **Work Order #...:** KGCKT1AD **Matrix.....:** WG
Date Sampled...: 01/30/08 09:10 **Date Received..:** 01/31/08
Prep Date.....: 02/02/08 **Analysis Date..:** 02/05/08
Prep Batch #...: 8032165
Dilution Factor: 1 **Initial Wgt/Vol:** 1000 mL **Final Wgt/Vol..:** 5 mL
Method.....: SW846 8081A

PARAMETER	RESULT	REPORTING LIMIT	UNITS	MDL
alpha-BHC	ND	0.030	ug/L	0.0070
beta-BHC	ND	0.030	ug/L	0.0084
delta-BHC	ND	0.030	ug/L	0.0087
gamma-BHC (Lindane)	ND	0.030	ug/L	0.0064
Heptachlor	ND	0.030	ug/L	0.0080
Aldrin	ND	0.030	ug/L	0.0082
Heptachlor epoxide	ND	0.030	ug/L	0.0071
Endosulfan I	ND	0.025	ug/L	0.013
Dieldrin	ND	0.030	ug/L	0.0075
4,4'-DDE	ND	0.030	ug/L	0.0097
Endrin	ND	0.030	ug/L	0.011
Endosulfan II	ND	0.025	ug/L	0.012
4,4'-DDD	ND	0.030	ug/L	0.0096
Endosulfan sulfate	ND	0.030	ug/L	0.011
4,4'-DDT	ND	0.030	ug/L	0.016
Methoxychlor	ND	0.10	ug/L	0.032
Endrin ketone	ND	0.030	ug/L	0.0078
Endrin aldehyde	ND	0.030	ug/L	0.011
alpha-Chlordane	ND	0.030	ug/L	0.014
gamma-Chlordane	ND	0.030	ug/L	0.012
Toxaphene	ND	2.0	ug/L	0.32

SURROGATE	PERCENT RECOVERY	RECOVERY LIMITS
Tetrachloro-m-xylene	96	(50 - 150)
Decachlorobiphenyl	82	(50 - 150)

Environmental Quality Mgt., Inc.

Client Sample ID: FWGLL12mw-DUP4-0604-GW

GC Semivolatiles

Lot-Sample #...: A8A310102-003 **Work Order #...:** KGCK01AD **Matrix.....:** WG
Date Sampled...: 01/30/08 09:10 **Date Received..:** 01/31/08
Prep Date.....: 02/02/08 **Analysis Date..:** 02/06/08
Prep Batch #...: 8032165
Dilution Factor: 1 **Initial Wgt/Vol:** 1030 mL **Final Wgt/Vol..:** 5 mL
Method.....: SW846 8081A

PARAMETER	RESULT	REPORTING LIMIT	UNITS	MDL
alpha-BHC	ND	0.030	ug/L	0.0070
beta-BHC	ND	0.030	ug/L	0.0084
delta-BHC	ND	0.030	ug/L	0.0087
gamma-BHC (Lindane)	ND	0.030	ug/L	0.0064
Heptachlor	ND	0.030	ug/L	0.0080
Aldrin	ND	0.030	ug/L	0.0082
Heptachlor epoxide	ND	0.030	ug/L	0.0071
Endosulfan I	ND	0.025	ug/L	0.013
Dieldrin	ND	0.030	ug/L	0.0075
4,4'-DDE	ND	0.030	ug/L	0.0097
Endrin	ND	0.030	ug/L	0.011
Endosulfan II	ND	0.025	ug/L	0.012
4,4'-DDD	ND	0.030	ug/L	0.0096
Endosulfan sulfate	ND	0.030	ug/L	0.011
4,4'-DDT	ND	0.030	ug/L	0.016
Methoxychlor	ND	0.10	ug/L	0.032
Endrin ketone	ND	0.030	ug/L	0.0078
Endrin aldehyde	ND	0.030	ug/L	0.011
alpha-Chlordane	ND	0.030	ug/L	0.014
gamma-Chlordane	ND	0.030	ug/L	0.012
Toxaphene	ND	2.0	ug/L	0.32

SURROGATE	PERCENT RECOVERY	RECOVERY LIMITS
Tetrachloro-m-xylene	98	(50 - 150)
Decachlorobiphenyl	37 *	(50 - 150)

NOTE(S):

* Surrogate recovery is outside stated control limits.

Environmental Quality Mgt., Inc.

Client Sample ID: FWGLL12mw-185C-0593-GW

GC Semivolatiles

Lot-Sample #...: A8A310102-005 **Work Order #...:** KGCK61AD **Matrix.....:** WG
Date Sampled...: 01/30/08 11:45 **Date Received..:** 01/31/08
Prep Date.....: 02/02/08 **Analysis Date..:** 02/06/08
Prep Batch #...: 8032165
Dilution Factor: 1 **Initial Wgt/Vol:** 1020 mL **Final Wgt/Vol..:** 5 mL
Method.....: SW846 8081A

PARAMETER	RESULT	REPORTING LIMIT	UNITS	MDL
alpha-BHC	ND	0.030	ug/L	0.0070
beta-BHC	ND	0.030	ug/L	0.0084
delta-BHC	ND	0.030	ug/L	0.0087
gamma-BHC (Lindane)	ND	0.030	ug/L	0.0064
Heptachlor	ND	0.030	ug/L	0.0080
Aldrin	ND	0.030	ug/L	0.0082
Heptachlor epoxide	ND	0.030	ug/L	0.0071
Endosulfan I	ND	0.025	ug/L	0.013
Dieldrin	ND	0.030	ug/L	0.0075
4,4'-DDE	ND	0.030	ug/L	0.0097
Endrin	ND	0.030	ug/L	0.011
Endosulfan II	ND	0.025	ug/L	0.012
4,4'-DDD	ND	0.030	ug/L	0.0096
Endosulfan sulfate	ND	0.030	ug/L	0.011
4,4'-DDT	ND	0.030	ug/L	0.016
Methoxychlor	ND	0.10	ug/L	0.032
Endrin ketone	ND	0.030	ug/L	0.0078
Endrin aldehyde	ND	0.030	ug/L	0.011
alpha-Chlordane	ND	0.030	ug/L	0.014
gamma-Chlordane	ND	0.030	ug/L	0.012
Toxaphene	ND	2.0	ug/L	0.32

SURROGATE	PERCENT RECOVERY	RECOVERY LIMITS
Tetrachloro-m-xylene	92	(50 - 150)
Decachlorobiphenyl	45 *	(50 - 150)

NOTE(S):

* Surrogate recovery is outside stated control limits.

Environmental Quality Mgt., Inc.

Client Sample ID: FWGLL12mw-244C-0599-GW

GC Semivolatiles

Lot-Sample #...: A8A310102-007 **Work Order #...:** KGCLD1AD **Matrix.....:** WG
Date Sampled...: 01/30/08 13:20 **Date Received..:** 01/31/08
Prep Date.....: 02/02/08 **Analysis Date..:** 02/06/08
Prep Batch #...: 8032165
Dilution Factor: 1 **Initial Wgt/Vol:** 1050 mL **Final Wgt/Vol..:** 5 mL
Method.....: SW846 8081A

PARAMETER	RESULT	REPORTING LIMIT	UNITS	MDL
alpha-BHC	ND	0.030	ug/L	0.0070
beta-BHC	ND	0.030	ug/L	0.0084
delta-BHC	ND	0.030	ug/L	0.0087
gamma-BHC (Lindane)	ND	0.030	ug/L	0.0064
Heptachlor	ND	0.030	ug/L	0.0080
Aldrin	ND	0.030	ug/L	0.0082
Heptachlor epoxide	ND	0.030	ug/L	0.0071
Endosulfan I	ND	0.025	ug/L	0.013
Dieldrin	ND	0.030	ug/L	0.0075
4,4'-DDE	ND	0.030	ug/L	0.0097
Endrin	ND	0.030	ug/L	0.011
Endosulfan II	ND	0.025	ug/L	0.012
4,4'-DDD	ND	0.030	ug/L	0.0096
Endosulfan sulfate	ND	0.030	ug/L	0.011
4,4'-DDT	ND	0.030	ug/L	0.016
Methoxychlor	ND	0.10	ug/L	0.032
Endrin ketone	ND	0.030	ug/L	0.0078
Endrin aldehyde	ND	0.030	ug/L	0.011
alpha-Chlordane	ND	0.030	ug/L	0.014
gamma-Chlordane	ND	0.030	ug/L	0.012
Toxaphene	ND	2.0	ug/L	0.32

SURROGATE	PERCENT RECOVERY	RECOVERY LIMITS
Tetrachloro-m-xylene	92	(50 - 150)
Decachlorobiphenyl	37 *	(50 - 150)

NOTE(S):

* Surrogate recovery is outside stated control limits.

Environmental Quality Mgt., Inc.

Client Sample ID: FWGLL12mw-246C-0566-GW

GC Semivolatiles

Lot-Sample #...: A8A310102-009 **Work Order #...:** KGCLG1AD **Matrix.....:** WG
Date Sampled...: 01/30/08 15:30 **Date Received..:** 01/31/08
Prep Date.....: 02/02/08 **Analysis Date..:** 02/06/08
Prep Batch #...: 8032165
Dilution Factor: 1 **Initial Wgt/Vol:** 1020 mL **Final Wgt/Vol..:** 5 mL
Method.....: SW846 8081A

PARAMETER	RESULT	REPORTING LIMIT	UNITS	MDL
alpha-BHC	ND	0.030	ug/L	0.0070
beta-BHC	ND	0.030	ug/L	0.0084
delta-BHC	ND	0.030	ug/L	0.0087
gamma-BHC (Lindane)	ND	0.030	ug/L	0.0064
Heptachlor	ND	0.030	ug/L	0.0080
Aldrin	ND	0.030	ug/L	0.0082
Heptachlor epoxide	ND	0.030	ug/L	0.0071
Endosulfan I	ND	0.025	ug/L	0.013
Dieldrin	ND	0.030	ug/L	0.0075
4,4'-DDE	ND	0.030	ug/L	0.0097
Endrin	ND	0.030	ug/L	0.011
Endosulfan II	ND	0.025	ug/L	0.012
4,4'-DDD	ND	0.030	ug/L	0.0096
Endosulfan sulfate	ND	0.030	ug/L	0.011
4,4'-DDT	ND	0.030	ug/L	0.016
Methoxychlor	ND	0.10	ug/L	0.032
Endrin ketone	ND	0.030	ug/L	0.0078
Endrin aldehyde	ND	0.030	ug/L	0.011
alpha-Chlordane	ND	0.030	ug/L	0.014
gamma-Chlordane	ND	0.030	ug/L	0.012
Toxaphene	ND	2.0	ug/L	0.32

SURROGATE	PERCENT RECOVERY	RECOVERY LIMITS
Tetrachloro-m-xylene	104	(50 - 150)
Decachlorobiphenyl	66	(50 - 150)

Environmental Quality Mgt., Inc.

Client Sample ID: FWGLL12mw-187C-0594-GW

GC Semivolatiles

Lot-Sample #...: A8A310102-013 **Work Order #...:** KGCLP1AD **Matrix.....:** WG
Date Sampled...: 01/30/08 09:50 **Date Received..:** 01/31/08
Prep Date.....: 02/02/08 **Analysis Date..:** 02/06/08
Prep Batch #...: 8032165
Dilution Factor: 1 **Initial Wgt/Vol:** 1050 mL **Final Wgt/Vol..:** 5 mL
Method.....: SW846 8081A

PARAMETER	RESULT	REPORTING LIMIT	UNITS	MDL
alpha-BHC	ND	0.030	ug/L	0.0070
beta-BHC	ND	0.030	ug/L	0.0084
delta-BHC	ND	0.030	ug/L	0.0087
gamma-BHC (Lindane)	ND	0.030	ug/L	0.0064
Heptachlor	ND	0.030	ug/L	0.0080
Aldrin	ND	0.030	ug/L	0.0082
Heptachlor epoxide	ND	0.030	ug/L	0.0071
Endosulfan I	ND	0.025	ug/L	0.013
Dieldrin	ND	0.030	ug/L	0.0075
4,4'-DDE	ND	0.030	ug/L	0.0097
Endrin	ND	0.030	ug/L	0.011
Endosulfan II	ND	0.025	ug/L	0.012
4,4'-DDD	ND	0.030	ug/L	0.0096
Endosulfan sulfate	ND	0.030	ug/L	0.011
4,4'-DDT	ND	0.030	ug/L	0.016
Methoxychlor	ND	0.10	ug/L	0.032
Endrin ketone	ND	0.030	ug/L	0.0078
Endrin aldehyde	ND	0.030	ug/L	0.011
alpha-Chlordane	ND	0.030	ug/L	0.014
gamma-Chlordane	ND	0.030	ug/L	0.012
Toxaphene	ND	2.0	ug/L	0.32

SURROGATE	PERCENT RECOVERY	RECOVERY LIMITS
Tetrachloro-m-xylene	95	(50 - 150)
Decachlorobiphenyl	60	(50 - 150)

Environmental Quality Mgt., Inc.

Client Sample ID: FWGLL12mw-243C-0598-GW

GC Semivolatiles

Lot-Sample #...: A8A310102-015 **Work Order #...:** KGCLW1AD **Matrix.....:** WG
Date Sampled...: 01/30/08 11:30 **Date Received..:** 01/31/08
Prep Date.....: 02/02/08 **Analysis Date..:** 02/06/08
Prep Batch #...: 8032165
Dilution Factor: 1 **Initial Wgt/Vol:** 1030 mL **Final Wgt/Vol..:** 5 mL
Method.....: SW846 8081A

PARAMETER	RESULT	REPORTING LIMIT	UNITS	MDL
alpha-BHC	ND	0.030	ug/L	0.0070
beta-BHC	ND	0.030	ug/L	0.0084
delta-BHC	ND	0.030	ug/L	0.0087
gamma-BHC (Lindane)	ND	0.030	ug/L	0.0064
Heptachlor	ND	0.030	ug/L	0.0080
Aldrin	ND	0.030	ug/L	0.0082
Heptachlor epoxide	ND	0.030	ug/L	0.0071
Endosulfan I	ND	0.025	ug/L	0.013
Dieldrin	ND	0.030	ug/L	0.0075
4,4'-DDE	ND	0.030	ug/L	0.0097
Endrin	ND	0.030	ug/L	0.011
Endosulfan II	ND	0.025	ug/L	0.012
4,4'-DDD	ND	0.030	ug/L	0.0096
Endosulfan sulfate	ND	0.030	ug/L	0.011
4,4'-DDT	ND	0.030	ug/L	0.016
Methoxychlor	ND	0.10	ug/L	0.032
Endrin ketone	ND	0.030	ug/L	0.0078
Endrin aldehyde	ND	0.030	ug/L	0.011
alpha-Chlordane	ND	0.030	ug/L	0.014
gamma-Chlordane	ND	0.030	ug/L	0.012
Toxaphene	ND	2.0	ug/L	0.32

SURROGATE	PERCENT RECOVERY	RECOVERY LIMITS
Tetrachloro-m-xylene	100	(50 - 150)
Decachlorobiphenyl	42 *	(50 - 150)

NOTE(S):

* Surrogate recovery is outside stated control limits.

Environmental Quality Mgt., Inc.

Client Sample ID: FWGLL12mw-128C-0590-GW

GC Semivolatiles

Lot-Sample #...: A8A310102-017 **Work Order #...:** KGCL01AH **Matrix.....:** WG
Date Sampled...: 01/30/08 13:15 **Date Received..:** 01/31/08
Prep Date.....: 02/02/08 **Analysis Date..:** 02/06/08
Prep Batch #...: 8032165
Dilution Factor: 1 **Initial Wgt/Vol:** 1010 mL **Final Wgt/Vol..:** 5 mL
Method.....: SW846 8081A

PARAMETER	RESULT	REPORTING LIMIT	UNITS	MDL
alpha-BHC	ND	0.030	ug/L	0.0070
beta-BHC	ND	0.030	ug/L	0.0084
delta-BHC	ND	0.030	ug/L	0.0087
gamma-BHC (Lindane)	ND	0.030	ug/L	0.0064
Heptachlor	ND	0.030	ug/L	0.0080
Aldrin	ND	0.030	ug/L	0.0082
Heptachlor epoxide	ND	0.030	ug/L	0.0071
Endosulfan I	ND	0.025	ug/L	0.013
Dieldrin	ND	0.030	ug/L	0.0075
4,4'-DDE	ND	0.030	ug/L	0.0097
Endrin	ND	0.030	ug/L	0.011
Endosulfan II	ND	0.025	ug/L	0.012
4,4'-DDD	ND	0.030	ug/L	0.0096
Endosulfan sulfate	ND	0.030	ug/L	0.011
4,4'-DDT	ND	0.030	ug/L	0.016
Methoxychlor	ND	0.10	ug/L	0.032
Endrin ketone	ND	0.030	ug/L	0.0078
Endrin aldehyde	ND	0.030	ug/L	0.011
alpha-Chlordane	ND	0.030	ug/L	0.014
gamma-Chlordane	ND	0.030	ug/L	0.012
Toxaphene	ND	2.0	ug/L	0.32

SURROGATE	PERCENT RECOVERY	RECOVERY LIMITS
Tetrachloro-m-xylene	99	(50 - 150)
Decachlorobiphenyl	39 *	(50 - 150)

NOTE(S):

* Surrogate recovery is outside stated control limits.

Environmental Quality Mgt., Inc.

Client Sample ID: FWGEQUIPRINSE3-0611-GW

GC Semivolatiles

Lot-Sample #...: A8A310102-019 **Work Order #...:** KGCL81AD **Matrix.....:** WQ
Date Sampled...: 01/30/08 15:15 **Date Received..:** 01/31/08
Prep Date.....: 02/02/08 **Analysis Date..:** 02/06/08
Prep Batch #...: 8032165
Dilution Factor: 1 **Initial Wgt/Vol:** 1010 mL **Final Wgt/Vol..:** 5 mL
Method.....: SW846 8081A

PARAMETER	RESULT	REPORTING LIMIT	UNITS	MDL
alpha-BHC	ND	0.030	ug/L	0.0070
beta-BHC	ND	0.030	ug/L	0.0084
delta-BHC	ND	0.030	ug/L	0.0087
gamma-BHC (Lindane)	ND	0.030	ug/L	0.0064
Heptachlor	ND	0.030	ug/L	0.0080
Aldrin	ND	0.030	ug/L	0.0082
Heptachlor epoxide	ND	0.030	ug/L	0.0071
Endosulfan I	ND	0.025	ug/L	0.013
Dieldrin	ND	0.030	ug/L	0.0075
4,4'-DDE	ND	0.030	ug/L	0.0097
Endrin	ND	0.030	ug/L	0.011
Endosulfan II	ND	0.025	ug/L	0.012
4,4'-DDD	ND	0.030	ug/L	0.0096
Endosulfan sulfate	ND	0.030	ug/L	0.011
4,4'-DDT	ND	0.030	ug/L	0.016
Methoxychlor	ND	0.10	ug/L	0.032
Endrin ketone	ND	0.030	ug/L	0.0078
Endrin aldehyde	ND	0.030	ug/L	0.011
alpha-Chlordane	ND	0.030	ug/L	0.014
gamma-Chlordane	ND	0.030	ug/L	0.012
Toxaphene	ND	2.0	ug/L	0.32

SURROGATE	PERCENT RECOVERY	RECOVERY LIMITS
Tetrachloro-m-xylene	106	(50 - 150)
Decachlorobiphenyl	65	(50 - 150)

Environmental Quality Mgt., Inc.

Client Sample ID: FWGLL4mw-200C-0586-GW

GC Semivolatiles

Lot-Sample #...: A8A310102-021 **Work Order #...:** KGCMM1AD **Matrix.....:** WG
Date Sampled...: 01/30/08 09:10 **Date Received..:** 01/31/08
Prep Date.....: 02/02/08 **Analysis Date..:** 02/06/08
Prep Batch #...: 8032165
Dilution Factor: 1 **Initial Wgt/Vol:** 990 mL **Final Wgt/Vol..:** 5 mL
Method.....: SW846 8081A

PARAMETER	RESULT	REPORTING LIMIT	UNITS	MDL
alpha-BHC	ND	0.030	ug/L	0.0070
beta-BHC	ND	0.030	ug/L	0.0084
delta-BHC	ND	0.030	ug/L	0.0087
gamma-BHC (Lindane)	ND	0.030	ug/L	0.0064
Heptachlor	ND	0.030	ug/L	0.0080
Aldrin	ND	0.030	ug/L	0.0082
Heptachlor epoxide	ND	0.030	ug/L	0.0071
Endosulfan I	ND	0.025	ug/L	0.013
Dieldrin	ND	0.030	ug/L	0.0075
4,4'-DDE	ND	0.030	ug/L	0.0097
Endrin	ND	0.030	ug/L	0.011
Endosulfan II	ND	0.025	ug/L	0.012
4,4'-DDD	ND	0.030	ug/L	0.0096
Endosulfan sulfate	ND	0.030	ug/L	0.011
4,4'-DDT	ND	0.030	ug/L	0.016
Methoxychlor	ND	0.10	ug/L	0.032
Endrin ketone	ND	0.030	ug/L	0.0078
Endrin aldehyde	ND	0.030	ug/L	0.011
alpha-Chlordane	ND	0.030	ug/L	0.014
gamma-Chlordane	ND	0.030	ug/L	0.012
Toxaphene	ND	2.0	ug/L	0.32

SURROGATE	PERCENT RECOVERY	RECOVERY LIMITS
Tetrachloro-m-xylene	111	(50 - 150)
Decachlorobiphenyl	70	(50 - 150)

Environmental Quality Mgt., Inc.

Client Sample ID: FWGLL12mw-242C-0597-GW

GC Semivolatiles

Lot-Sample #...: A8A310102-023 **Work Order #...:** KGCMQ1AD **Matrix.....:** WG
Date Sampled...: 01/30/08 11:05 **Date Received..:** 01/31/08
Prep Date.....: 02/02/08 **Analysis Date..:** 02/06/08
Prep Batch #...: 8032165
Dilution Factor: 1 **Initial Wgt/Vol:** 990 mL **Final Wgt/Vol..:** 5 mL
Method.....: SW846 8081A

PARAMETER	RESULT	REPORTING LIMIT	UNITS	MDL
alpha-BHC	ND	0.030	ug/L	0.0070
beta-BHC	ND	0.030	ug/L	0.0084
delta-BHC	ND	0.030	ug/L	0.0087
gamma-BHC (Lindane)	ND	0.030	ug/L	0.0064
Heptachlor	ND	0.030	ug/L	0.0080
Aldrin	ND	0.030	ug/L	0.0082
Heptachlor epoxide	ND	0.030	ug/L	0.0071
Endosulfan I	ND	0.025	ug/L	0.013
Dieldrin	ND	0.030	ug/L	0.0075
4,4'-DDE	ND	0.030	ug/L	0.0097
Endrin	ND	0.030	ug/L	0.011
Endosulfan II	ND	0.025	ug/L	0.012
4,4'-DDD	ND	0.030	ug/L	0.0096
Endosulfan sulfate	ND	0.030	ug/L	0.011
4,4'-DDT	ND	0.030	ug/L	0.016
Methoxychlor	ND	0.10	ug/L	0.032
Endrin ketone	ND	0.030	ug/L	0.0078
Endrin aldehyde	ND	0.030	ug/L	0.011
alpha-Chlordane	ND	0.030	ug/L	0.014
gamma-Chlordane	ND	0.030	ug/L	0.012
Toxaphene	ND	2.0	ug/L	0.32

SURROGATE	PERCENT RECOVERY	RECOVERY LIMITS
Tetrachloro-m-xylene	72	(50 - 150)
Decachlorobiphenyl	27 *	(50 - 150)

NOTE(S):

* Surrogate recovery is outside stated control limits.

Environmental Quality Mgt., Inc.

Client Sample ID: FWGLL12mw-113C-0589-GW

GC Semivolatiles

Lot-Sample #...: A8A310102-025 **Work Order #...:** KGCMW1AD **Matrix.....:** WG
Date Sampled...: 01/30/08 13:25 **Date Received..:** 01/31/08
Prep Date.....: 02/02/08 **Analysis Date..:** 02/06/08
Prep Batch #...: 8032165
Dilution Factor: 1 **Initial Wgt/Vol:** 990 mL **Final Wgt/Vol..:** 5 mL
Method.....: SW846 8081A

PARAMETER	RESULT	REPORTING LIMIT	UNITS	MDL
alpha-BHC	ND	0.030	ug/L	0.0070
beta-BHC	ND	0.030	ug/L	0.0084
delta-BHC	ND	0.030	ug/L	0.0087
gamma-BHC (Lindane)	ND	0.030	ug/L	0.0064
Heptachlor	ND	0.030	ug/L	0.0080
Aldrin	ND	0.030	ug/L	0.0082
Heptachlor epoxide	ND	0.030	ug/L	0.0071
Endosulfan I	ND	0.025	ug/L	0.013
Dieldrin	ND	0.030	ug/L	0.0075
4,4'-DDE	ND	0.030	ug/L	0.0097
Endrin	ND	0.030	ug/L	0.011
Endosulfan II	ND	0.025	ug/L	0.012
4,4'-DDD	ND	0.030	ug/L	0.0096
Endosulfan sulfate	ND	0.030	ug/L	0.011
4,4'-DDT	ND	0.030	ug/L	0.016
Methoxychlor	ND	0.10	ug/L	0.032
Endrin ketone	ND	0.030	ug/L	0.0078
Endrin aldehyde	ND	0.030	ug/L	0.011
alpha-Chlordane	ND	0.030	ug/L	0.014
gamma-Chlordane	ND	0.030	ug/L	0.012
Toxaphene	ND	2.0	ug/L	0.32

SURROGATE	PERCENT RECOVERY	RECOVERY LIMITS
Tetrachloro-m-xylene	73	(50 - 150)
Decachlorobiphenyl	34 *	(50 - 150)

NOTE(S):

* Surrogate recovery is outside stated control limits.

Environmental Quality Mgt., Inc.

Client Sample ID: FWGLL1mw-063C-0565-GW

GC Semivolatiles

Lot-Sample #...: A8A310102-029 **Work Order #...:** KGCNK1AA **Matrix.....:** WG
Date Sampled...: 01/29/08 16:00 **Date Received..:** 01/31/08
Prep Date.....: 02/02/08 **Analysis Date..:** 02/14/08
Prep Batch #...: 8032165
Dilution Factor: 1 **Initial Wgt/Vol:** 440 mL **Final Wgt/Vol..:** 5 mL
Method.....: SW846 8081A

PARAMETER	RESULT	REPORTING LIMIT	UNITS	MDL
alpha-BHC	ND	0.060	ug/L	0.0070
beta-BHC	**0.013 J**	**0.060**	**ug/L**	**0.0084**
delta-BHC	ND	0.060	ug/L	0.0087
gamma-BHC (Lindane)	ND	0.060	ug/L	0.0064
Heptachlor	ND	0.060	ug/L	0.0080
Aldrin	ND	0.060	ug/L	0.0082
Heptachlor epoxide	ND	0.060	ug/L	0.0071
Endosulfan I	ND	0.060	ug/L	0.013
Dieldrin	ND	0.060	ug/L	0.0075
4,4'-DDE	ND	0.060	ug/L	0.0097
Endrin	ND	0.060	ug/L	0.011
Endosulfan II	ND	0.060	ug/L	0.012
4,4'-DDD	ND	0.060	ug/L	0.0096
Endosulfan sulfate	ND	0.060	ug/L	0.011
4,4'-DDT	ND	0.060	ug/L	0.016
Methoxychlor	ND	0.10	ug/L	0.032
Endrin ketone	ND	0.060	ug/L	0.0078
Endrin aldehyde	ND	0.060	ug/L	0.011
alpha-Chlordane	ND	0.060	ug/L	0.014
gamma-Chlordane	ND	0.060	ug/L	0.012
Toxaphene	ND	2.3	ug/L	0.32

SURROGATE	PERCENT RECOVERY	RECOVERY LIMITS
Tetrachloro-m-xylene	78	(50 - 150)
Decachlorobiphenyl	22 *	(50 - 150)

NOTE(S):

* Surrogate recovery is outside stated control limits.

J Estimated result. Result is less than RL.

METHOD BLANK REPORT

GC Semivolatiles

Client Lot #...: A8A310102 **Work Order #...:** KGE1F1AA **Matrix.....:** WATER
MB Lot-Sample #: A8B010000-165

Prep Date.....: 02/02/08 **Final Wgt/Vol..:** 5 mL
Analysis Date..: 02/06/08 **Prep Batch #...:** 8032165
Dilution Factor: 1 **Initial Wgt/Vol:** 1000 mL

PARAMETER	RESULT	REPORTING LIMIT	UNITS	METHOD
alpha-BHC	ND	0.030	ug/L	SW846 8081A
beta-BHC	ND	0.030	ug/L	SW846 8081A
delta-BHC	ND	0.030	ug/L	SW846 8081A
gamma-BHC (Lindane)	ND	0.030	ug/L	SW846 8081A
Heptachlor	ND	0.030	ug/L	SW846 8081A
Aldrin	ND	0.030	ug/L	SW846 8081A
Heptachlor epoxide	ND	0.030	ug/L	SW846 8081A
Endosulfan I	ND	0.025	ug/L	SW846 8081A
Dieldrin	ND	0.030	ug/L	SW846 8081A
4,4'-DDE	ND	0.030	ug/L	SW846 8081A
Endrin	ND	0.030	ug/L	SW846 8081A
Endosulfan II	ND	0.025	ug/L	SW846 8081A
4,4'-DDD	ND	0.030	ug/L	SW846 8081A
Endosulfan sulfate	ND	0.030	ug/L	SW846 8081A
4,4'-DDT	ND	0.030	ug/L	SW846 8081A
Methoxychlor	ND	0.10	ug/L	SW846 8081A
Endrin ketone	ND	0.030	ug/L	SW846 8081A
Endrin aldehyde	ND	0.030	ug/L	SW846 8081A
alpha-Chlordane	ND	0.030	ug/L	SW846 8081A
gamma-Chlordane	ND	0.030	ug/L	SW846 8081A
Toxaphene	ND	2.0	ug/L	SW846 8081A

SURROGATE	PERCENT RECOVERY	RECOVERY LIMITS
Tetrachloro-m-xylene	105	(50 - 150)
Decachlorobiphenyl	102	(50 - 150)

NOTE(S):

Calculations are performed before rounding to avoid round-off errors in calculated results.

LABORATORY CONTROL SAMPLE EVALUATION REPORT

GC Semivolatiles

Client Lot #...: A8A310102 **Work Order #...:** KGE1F1AC **Matrix.....:** WATER
LCS Lot-Sample#: A8B010000-165
Prep Date.....: 02/02/08 **Analysis Date..:** 02/14/08
Prep Batch #...: 8032165
Dilution Factor: 2 **Final Wgt/Vol..:** 5 mL
Initial Wgt/Vol: 1000 mL

PARAMETER	PERCENT RECOVERY	RECOVERY LIMITS	METHOD
alpha-BHC	**115**	**(44 - 137)**	**SW846 8081A**
beta-BHC	**115**	**(50 - 135)**	**SW846 8081A**
delta-BHC	**128**	**(58 - 160)**	**SW846 8081A**
gamma-BHC (Lindane)	**118**	**(58 - 127)**	**SW846 8081A**
Heptachlor	**103**	**(48 - 150)**	**SW846 8081A**
Aldrin	**116**	**(53 - 128)**	**SW846 8081A**
Heptachlor epoxide	**121**	**(50 - 127)**	**SW846 8081A**
Endosulfan I	**89**	**(50 - 160)**	**SW846 8081A**
Dieldrin	**124**	**(50 - 124)**	**SW846 8081A**
4,4'-DDE	**118**	**(50 - 130)**	**SW846 8081A**
Endrin	**121**	**(50 - 137)**	**SW846 8081A**
Endosulfan II	**93**	**(50 - 144)**	**SW846 8081A**
4,4'-DDD	**123**	**(50 - 137)**	**SW846 8081A**
Endosulfan sulfate	**110**	**(50 - 160)**	**SW846 8081A**
4,4'-DDT	**105**	**(50 - 145)**	**SW846 8081A**
Methoxychlor	**102**	**(50 - 160)**	**SW846 8081A**
Endrin ketone	**99**	**(50 - 150)**	**SW846 8081A**
Endrin aldehyde	**110**	**(30 - 160)**	**SW846 8081A**
alpha-Chlordane	**118**	**(50 - 122)**	**SW846 8081A**
gamma-Chlordane	**122**	**(50 - 130)**	**SW846 8081A**

SURROGATE	PERCENT RECOVERY	RECOVERY LIMITS
Tetrachloro-m-xylene	95	(50 - 150)
Decachlorobiphenyl	94	(50 - 150)

NOTE(S):

Calculations are performed before rounding to avoid round-off errors in calculated results.

Bold print denotes control parameters

MATRIX SPIKE SAMPLE EVALUATION REPORT

GC Semivolatiles

Client Lot #...: A8A310102 Work Order #...: KGCL01AJ-MS Matrix.....: WG
MS Lot-Sample #: A8A310102-017 KGCL01AK-MSD
Date Sampled...: 01/30/08 13:15 Date Received..: 01/31/08
Prep Date.....: 02/02/08 Analysis Date..: 02/06/08
Prep Batch #...: 8032165
Dilution Factor: 2 Initial Wgt/Vol: 510 mL Final Wgt/Vol..: 5 mL

PARAMETER	PERCENT RECOVERY	RECOVERY LIMITS	RPD	RPD LIMITS	METHOD
alpha-BHC	133	(50 - 150)			SW846 8081A
	116	(50 - 150)	14	(0-50)	SW846 8081A
beta-BHC	125	(50 - 150)			SW846 8081A
	114	(50 - 150)	9.4	(0-50)	SW846 8081A
delta-BHC	142	(50 - 150)			SW846 8081A
	130	(50 - 150)	9.3	(0-50)	SW846 8081A
gamma-BHC (Lindane)	131	(50 - 150)			SW846 8081A
	114	(50 - 150)	14	(0-50)	SW846 8081A
Heptachlor	104	(50 - 150)			SW846 8081A
	94	(50 - 150)	9.8	(0-50)	SW846 8081A
Aldrin	121	(50 - 150)			SW846 8081A
	100	(50 - 150)	19	(0-50)	SW846 8081A
Heptachlor epoxide	131	(50 - 150)			SW846 8081A
	114	(50 - 150)	14	(0-50)	SW846 8081A
Endosulfan I	99	(50 - 150)			SW846 8081A
	87	(50 - 150)	13	(0-50)	SW846 8081A
Dieldrin	132	(50 - 150)			SW846 8081A
	118	(50 - 150)	11	(0-50)	SW846 8081A
4,4'-DDE	113	(50 - 150)			SW846 8081A
	105	(50 - 150)	7.0	(0-50)	SW846 8081A
Endrin	127	(50 - 150)			SW846 8081A
	118	(50 - 150)	7.4	(0-50)	SW846 8081A
Endosulfan II	101	(50 - 150)			SW846 8081A
	99	(50 - 150)	2.6	(0-50)	SW846 8081A
4,4'-DDD	122	(50 - 150)			SW846 8081A
	123	(50 - 150)	0.70	(0-50)	SW846 8081A
Endosulfan sulfate	119	(50 - 150)			SW846 8081A
	120	(50 - 150)	0.42	(0-50)	SW846 8081A
4,4'-DDT	68	(50 - 150)			SW846 8081A
	72	(50 - 150)	6.0	(0-50)	SW846 8081A
Methoxychlor	101	(50 - 150)			SW846 8081A
	108	(50 - 150)	6.8	(0-50)	SW846 8081A
Endrin ketone	99	(50 - 150)			SW846 8081A
	106	(50 - 150)	7.2	(0-50)	SW846 8081A
Endrin aldehyde	109	(50 - 150)			SW846 8081A
	110	(50 - 150)	1.6	(0-50)	SW846 8081A
alpha-Chlordane	123	(50 - 150)			SW846 8081A
	110	(50 - 150)	11	(0-50)	SW846 8081A
gamma-Chlordane	124	(50 - 150)			SW846 8081A
	109	(50 - 150)	12	(0-50)	SW846 8081A

(Continued on next page)

MATRIX SPIKE SAMPLE EVALUATION REPORT

GC Semivolatiles

Client Lot #...: A8A310102 **Work Order #...:** KGCL01AJ-MS **Matrix.....:** WG
MS Lot-Sample #: A8A310102-017 KGCL01AK-MSD

SURROGATE	PERCENT RECOVERY	RECOVERY LIMITS
Tetrachloro-m-xylene	111	(50 - 150)
	97	(50 - 150)
Decachlorobiphenyl	52	(50 - 150)
	57	(50 - 150)

NOTE(S):

Calculations are performed before rounding to avoid round-off errors in calculated results.

Bold print denotes control parameters

TestAmerica North Canton

CONTINUING CALIBRATION COMPOUNDS

Instrument ID: a2hp3.i Injection Date: 05-FEB-2008 19:02
Lab File ID: 019F1901.D Init. Cal. Date(s): 05-FEB-2008 05-FEB-2008
Analysis Type: Init. Cal. Times: 12:28 18:37
Lab Sample ID: ICV Quant Type: ESTD
Method: \\cansvr11\dd\chem\GCS\a2hp3.i\80205IC-1.b\PEST3.m

COMPOUND	RRF / AMOUNT	RF0.025	CCAL RRF0.025	MIN RRF	%D / %DRIFT	MAX %D / %DRIFT	CURVE TYPE	
$ 1 Tetrachloro-m-xylene	290655746	279515560	279515560	0.000	3.83278	15.00000	Averaged	
4 alpha-BHC	739039649	716776200	716776200	0.010	3.01248	15.00000	Averaged	
5 gamma-BHC (Lindane)	346261783	338250840	338250840	0.010	2.31355	15.00000	Averaged	
6 beta-BHC	119180213	115156200	115156200	0.010	3.37641	15.00000	Averaged	
7 delta-BHC	287944571	273245960	273245960	0.010	5.10467	15.00000	Averaged	
9 Heptachlor	692797448	310637400	310637400	0.010	55.16187	15.00000	Averaged	<-
10 Aldrin	274536937	269357600	269357600	0.010	1.88657	15.00000	Averaged	
12 Heptachlor epoxide	169056075	168691280	168691280	0.010	0.21578	15.00000	Averaged	
13 gamma-Chlordane	178092817	170777120	170777120	0.010	4.10780	15.00000	Averaged	
14 alpha-Chlordane	191270761	185224160	185224160	0.010	3.16128	15.00000	Averaged	
16 4,4'-DDE	502496197	504534640	504534640	0.010	-0.40566	15.00000	Averaged	
15 Endosulfan I	469988388	466940640	466940640	0.010	0.64847	15.00000	Averaged	
17 Dieldrin	216765568	215352920	215352920	0.010	0.65169	15.00000	Averaged	
20 Endrin	197823690	204006520	204006520	0.010	-3.12542	15.00000	Averaged	
22 4,4'-DDD	307234361	301151840	301151840	0.010	1.97977	15.00000	Averaged	
23 Endosulfan II	194501958	195533320	195533320	0.010	-0.53026	15.00000	Averaged	
24 4,4'-DDT	340625211	344760880	344760880	0.010	-1.21414	15.00000	Averaged	
26 Endrin aldehyde	287548119	296811600	296811600	0.010	-3.22154	15.00000	Averaged	
27 Methoxychlor	77763232	78017000	78017000	0.010	-0.32633	15.00000	Averaged	
28 Endosulfan sulfate	181829723	181906480	181906480	0.010	-0.04221	15.00000	Averaged	
29 Endrin ketone	362201838	359282120	359282120	0.010	0.80610	15.00000	Averaged	
$ 30 Decachlorobiphenyl	179836923	152053840	152053840	0.010	15.44904	15.00000	Averaged	<-

8D

PESTICIDE ANALYTICAL SEQUENCE

Lab Name: TESTAMERICA-NORTH CANTON Contract:

Lab Code: TALCAN Case No.: SAS No.: SDG No.: A8A310102

GC Column: CLP PESTICIDES ID: 0.53 (mm) Init. Calib. Date(s): 02/05/08 02/05/08

Instrument ID: A2HP3

THE ANALYTICAL SEQUENCE OF PERFORMANCE EVALUATION MIXTURES, BLANKS, SAMPLES, AND STANDARDS IS GIVEN BELOW:

					MEAN SURROGATE RT FROM INITIAL CALIBRATION			
	EPA SAMPLE NO.	LAB SAMPLE ID	DATE ANALYZED	TIME ANALYZED	RT	#	RT	#
01		TOX3 E080	02/05/08	2153				
02		PEM E196	02/05/08	2242				
03		AB3 F031	02/05/08	2307				
04		MRL	02/05/08	2331				
05	FWGLL12MW-24	KGCKT1AD	02/05/08	2356				
06	FWGLL12MW-DU	KGCK01AD	02/06/08	0020				
07	FWGLL12MW-18	KGCK61AD	02/06/08	0045				
08	FWGLL12MW-24	KGCLD1AD	02/06/08	0109				
09	FWGLL12MW-24	KGCLG1AD	02/06/08	0134				
10	FWGLL12MW-18	KGCLP1AD	02/06/08	0158				
11	FWGLL12MW-24	KGCLW1AD	02/06/08	0222				
12	FWGLL12MW-12	KGCL01AH	02/06/08	0247				
13	FWGLL12MW-12	KGCL01AJ	02/06/08	0311				
14	FWGLL12MW-12	KGCL01AK	02/06/08	0336				
15	FWGEQUIPRINS	KGCL81AD	02/06/08	0400				
16	FWGLL4MW-200	KGCMM1AD	02/06/08	0425				
17	FWGLL12MW-24	KGCMQ1AD	02/06/08	0449				
18	FWGLL12MW-11	KGCMW1AD	02/06/08	0513				
19	KGE1FBLK	KGE1F1AA	02/06/08	0602				
20		TOX3 E080	02/06/08	0651				
21		PEM E196	02/06/08	0739				
22		AB3 F031	02/06/08	0804				
23		MRL	02/06/08	0828				
24								
25								
26								
27								
28								
29								
30								
31								
32								

QC LIMITS

Column used to flag retention time values with an asterisk.
* Values outside of QC limits.

TestAmerica North Canton

CONTINUING CALIBRATION COMPOUNDS

Instrument ID: a2hp3.i Injection Date: 05-FEB-2008 23:07
Lab File ID: 029F2901.D Init. Cal. Date(s): 05-FEB-2008 05-FEB-2008
Analysis Type: Init. Cal. Times: 12:28 18:37
Lab Sample ID: AB3 F031 Quant Type: ESTD
Method: \\cansvr11\dd\chem\GCS\a2hp3.i\80205IC-1.b\PEST3.m

COMPOUND	RRF / AMOUNT	RF0.025	CCAL RRF0.025	MIN RRF	%D / %DRIFT	MAX %D / %DRIFT	CURVE TYPE	
$ 1 Tetrachloro-m-xylene	290655746	312250480	312250480	0.000	-7.42966	15.00000	Averaged	
4 alpha-BHC	739039649	833303320	833303320	0.010	-12.75489	15.00000	Averaged	
5 gamma-BHC (Lindane)	346261783	392792760	392792760	0.010	-13.43809	15.00000	Averaged	
6 beta-BHC	119180213	136545400	136545400	0.010	-14.57053	15.00000	Averaged	
7 delta-BHC	287944571	324059920	324059920	0.010	-12.54247	15.00000	Averaged	
9 Heptachlor	692797448	355003800	355003800	0.010	48.75792	15.00000	Averaged	<-
10 Aldrin	274536937	310203360	310203360	0.010	-12.99148	15.00000	Averaged	
12 Heptachlor epoxide	169056075	197311160	197311160	0.010	-16.71344	15.00000	Averaged	<-
13 gamma-Chlordane	178092817	206407600	206407600	0.010	-15.89889	15.00000	Averaged	<-
14 alpha-Chlordane	191270761	221244840	221244840	0.010	-15.67102	15.00000	Averaged	<-
16 4,4'-DDE	502496197	567242720	567242720	0.010	-12.88498	15.00000	Averaged	
15 Endosulfan I	469988388	537340720	537340720	0.010	-14.33064	15.00000	Averaged	
17 Dieldrin	216765568	253912200	253912200	0.010	-17.13678	15.00000	Averaged	<-
20 Endrin	197823690	234040880	234040880	0.010	-18.30781	15.00000	Averaged	<-
22 4,4'-DDD	307234361	344880640	344880640	0.010	-12.25328	15.00000	Averaged	
23 Endosulfan II	194501958	223244240	223244240	0.010	-14.77737	15.00000	Averaged	
24 4,4'-DDT	340625211	394198360	394198360	0.010	-15.72789	15.00000	Averaged	<-
26 Endrin aldehyde	287548119	339482880	339482880	0.010	-18.06124	15.00000	Averaged	<-
27 Methoxychlor	77763232	90689200	90689200	0.010	-16.62221	15.00000	Averaged	<-
28 Endosulfan sulfate	181829723	207081240	207081240	0.010	-13.88745	15.00000	Averaged	
29 Endrin ketone	362201838	417446160	417446160	0.010	-15.25236	15.00000	Averaged	<-
$ 30 Decachlorobiphenyl	179836923	197980080	197980080	0.010	-10.08867	15.00000	Averaged	

TestAmerica North Canton

CONTINUING CALIBRATION COMPOUNDS

Instrument ID: a2hp3.i Injection Date: 05-FEB-2008 23:07
Lab File ID: 029F2901.D Init. Cal. Date(s): 05-FEB-2008 05-FEB-2008
Analysis Type: Init. Cal. Times: 12:28 18:37
Lab Sample ID: AB3 F031 Quant Type: ESTD
Method: \\cansvr11\dd\chem\GCS\a2hp3.i\80205IC-1.b\PEST3.m\pest3r.m

COMPOUND	RRF / AMOUNT	RF0.025	CCAL RRF0.025	MIN RRF	%D / %DRIFT	MAX %D / %DRIFT	CURVE TYPE	
$ 1 Tetrachloro-m-xylene	31294309	34333680	34333680	0.000	-9.71222	15.00000	Averaged	
4 alpha-BHC	44511372	51391400	51391400	0.010	-15.45679	15.00000	Averaged	<-
5 gamma-BHC (Lindane)	30929801	36354400	36354400	0.010	-17.53842	15.00000	Averaged	<-
6 beta-BHC	11964029	13646680	13646680	0.010	-14.06425	15.00000	Averaged	
7 delta-BHC	23121153	26238800	26238800	0.010	-13.48396	15.00000	Averaged	
8 Heptachlor	22533814	26929880	26929880	0.010	-19.50875	15.00000	Averaged	<-
10 Aldrin	24121995	27348560	27348560	0.010	-13.37603	15.00000	Averaged	
12 Heptachlor epoxide	25426602	29958200	29958200	0.010	-17.82227	15.00000	Averaged	<-
13 gamma-Chlordane	26402333	30513160	30513160	0.010	-15.56994	15.00000	Averaged	<-
14 alpha-Chlordane	27685213	31790160	31790160	0.010	-14.82722	15.00000	Averaged	
16 4,4'-DDE	54950238	62239800	62239800	0.010	-13.26575	15.00000	Averaged	
15 Endosulfan I	51564764	59261960	59261960	0.010	-14.92724	15.00000	Averaged	
17 Dieldrin	28088705	32869200	32869200	0.010	-17.01928	15.00000	Averaged	<-
20 Endrin	46720551	54461640	54461640	0.010	-16.56892	15.00000	Averaged	<-
22 4,4'-DDD	20715028	23394840	23394840	0.010	-12.93656	15.00000	Averaged	
23 Endosulfan II	25354468	28647320	28647320	0.010	-12.98727	15.00000	Averaged	
24 4,4'-DDT	37201228	43764200	43764200	0.010	-17.64181	15.00000	Averaged	<-
25 Endrin aldehyde	34513018	41076240	41076240	0.010	-19.01666	15.00000	Averaged	<-
26 Endosulfan sulfate	24724702	27866800	27866800	0.010	-12.70834	15.00000	Averaged	
28 Methoxychlor	11617241	13924880	13924880	0.010	-19.86392	15.00000	Averaged	<-
29 Endrin ketone	47227311	51965600	51965600	0.010	-10.03294	15.00000	Averaged	
$ 30 Decachlorobiphenyl	21105074	23445720	23445720	0.010	-11.09044	15.00000	Averaged	

Data File: \\cansvr11\dd\chem\GCS\a2hp3.i\80205IC-1.b\030F3001.D Page 1

Report Date: 19-Feb-2008 09:44

TestAmerica North Canton

2/5/08 @ 2331

RECOVERY REPORT

Client Name: Client SDG: SDGa00711

Sample Matrix: LIQUID Fraction: Pesticides

Lab Smp Id: MRL

Level: LOW Operator: 93905

Data Type: GC MULTI COMP SampleType: MRL

SpikeList File: MRL.spk Quant Type: ESTD

Sublist File: mrl.sub

Method File: \\cansvr11\dd\chem\GCS\a2hp3.i\80205IC-1.b\PEST3.m

Misc Info:

SPIKE COMPOUND	AMOUNT ADDED ng	AMOUNT RECOVERED ng	% RECOVERED	LIMITS
4 alpha-BHC	0.005000	0.004367	87.34	70-130
5 gamma-BHC (Lindane	0.005000	0.004415	88.29	70-130
6 beta-BHC	0.005000	0.004981	99.62	70-130
7 delta-BHC	0.005000	0.003979	79.58	70-130
9 Heptachlor	0.005000	0.002618	52.36*	70-130
10 Aldrin	0.005000	0.004722	94.44	70-130
12 Heptachlor epoxide	0.005000	0.004957	99.13	70-130
13 gamma-Chlordane	0.005000	0.004704	94.08	70-130

14	alpha-Chlordane	0.005000	0.004816	96.32	70-130
15	Endosulfan I	0.005000	0.004906	98.12	70-130
16	4,4'-DDE	0.005000	0.004685	93.69	70-130
17	Dieldrin	0.005000	0.004606	92.12	70-130
20	Endrin	0.005000	0.004712	94.25	70-130
22	4,4'-DDD	0.005000	0.004403	88.06	70-130
23	Endosulfan II	0.005000	0.004826	96.52	70-130
24	4,4'-DDT	0.005000	0.004648	92.96	70-130
26	Endrin aldehyde	0.005000	0.005044	100.88	70-130
27	Methoxychlor	0.005000	0.005088	101.76	70-130
28	Endosulfan sulfate	0.005000	0.004880	97.59	70-130
29	Endrin ketone	0.005000	0.005002	100.03	70-130

TestAmerica North Canton

CONTINUING CALIBRATION COMPOUNDS

Instrument ID: a2hp3.i Injection Date: 06-FEB-2008 08:04
Lab File ID: 051F5101.D Init. Cal. Date(s): 18-JAN-2008 05-FEB-2008
Analysis Type: Init. Cal. Times: 12:42 18:37
Lab Sample ID: AB3 F031 Quant Type: ESTD
Method: \\cansvr11\dd\chem\GCS\a2hp3.i\80205IC-1.b\PEST3.m

COMPOUND	RRF / AMOUNT	RF0.025	CCAL RRF0.025	MIN RRF	%D / %DRIFT	MAX %D / %DRIFT	CURVE TYPE	
$ 1 Tetrachloro-m-xylene	290655746	337940360	337940360	0.000	-16.26825	15.00000	Averaged	<-
4 alpha-BHC	430843284	534427720	534427720	0.010	-24.04225	15.00000	Averaged	<-
5 gamma-BHC (Lindane)	346261783	434068480	434068480	0.010	-25.35847	15.00000	Averaged	<-
6 beta-BHC	119180213	151434600	151434600	0.010	-27.06354	15.00000	Averaged	<-
7 delta-BHC	287944571	364376040	364376040	0.010	-26.54381	15.00000	Averaged	<-
9 Heptachlor	692797448	369013440	369013440	0.010	46.73574	15.00000	Averaged	<-
10 Aldrin	274536937	335797560	335797560	0.010	-22.31416	15.00000	Averaged	<-
12 Heptachlor epoxide	169056075	212404080	212404080	0.010	-25.64120	15.00000	Averaged	<-
13 gamma-Chlordane	178092817	224111080	224111080	0.010	-25.83948	15.00000	Averaged	<-
14 alpha-Chlordane	191270761	236527160	236527160	0.010	-23.66091	15.00000	Averaged	<-
16 4,4'-DDE	502496197	618749600	618749600	0.010	-23.13518	15.00000	Averaged	<-
15 Endosulfan I	469988388	578811320	578811320	0.010	-23.15439	15.00000	Averaged	<-
17 Dieldrin	216765568	274829360	274829360	0.010	-26.78645	15.00000	Averaged	<-
20 Endrin	197823690	254650760	254650760	0.010	-28.72612	15.00000	Averaged	<-
22 4,4'-DDD	307234361	396435720	396435720	0.010	-29.03365	15.00000	Averaged	<-
23 Endosulfan II	194501958	238433880	238433880	0.010	-22.58688	15.00000	Averaged	<-
24 4,4'-DDT	340625211	417563800	417563800	0.010	-22.58746	15.00000	Averaged	<-
26 Endrin aldehyde	287548119	357788040	357788040	0.010	-24.42719	15.00000	Averaged	<-
27 Methoxychlor	77763232	103506160	103506160	0.010	-33.10424	15.00000	Averaged	<-
28 Endosulfan sulfate	181829723	228389480	228389480	0.010	-25.60624	15.00000	Averaged	<-
29 Endrin ketone	362201838	435719960	435719960	0.010	-20.29756	15.00000	Averaged	<-
$ 30 Decachlorobiphenyl	179836923	217266880	217266880	0.010	-20.81328	15.00000	Averaged	<-

Report Date: 19-Feb-2008 09:44

9/6/08 @ 0828

TestAmerica North Canton

RECOVERY REPORT

Client Name: Client SDG: SDGa00711

Sample Matrix: LIQUID Fraction: Pesticides

Lab Smp Id: MRL

Level: LOW Operator: 93905

Data Type: GC MULTI COMP SampleType: MRL

SpikeList File: MRL.spk Quant Type: ESTD

Sublist File: mrl.sub

Method File: \\cansvr11\dd\chem\GCS\a2hp3.i\80205IC-1.b\PEST3.m

Misc Info: 1-AB.SUB

SPIKE COMPOUND	AMOUNT ADDED ng	AMOUNT RECOVERED ng	% RECOVERED	LIMITS
4 alpha-BHC	0.005000	0.004719	94.38	70-130
5 gamma-BHC (Lindane	0.005000	0.004793	95.86	70-130
6 beta-BHC	0.005000	0.005630	112.61	70-130
7 delta-BHC	0.005000	0.004581	91.62	70-130
9 Heptachlor	0.005000	0.002122	42.44*	70-130
10 Aldrin	0.005000	0.005045	100.89	70-130
12 Heptachlor epoxide	0.005000	0.005416	108.32	70-130
13 gamma-Chlordane	0.005000	0.005250	105.01	70-130

14	alpha-Chlordane	0.005000	0.005336	106.72	70-130
15	Endosulfan I	0.005000	0.005351	107.03	70-130
16	4,4'-DDE	0.005000	0.005165	103.30	70-130
17	Dieldrin	0.005000	0.005190	103.80	70-130
20	Endrin	0.005000	0.005215	104.30	70-130
22	4,4'-DDD	0.005000	0.004876	97.51	70-130
23	Endosulfan II	0.005000	0.005180	103.59	70-130
24	4,4'-DDT	0.005000	0.004948	98.96	70-130
26	Endrin aldehyde	0.005000	0.005450	109.01	70-130
27	Methoxychlor	0.005000	0.005538	110.76	70-130
28	Endosulfan sulfate	0.005000	0.005347	106.93	70-130
29	Endrin ketone	0.005000	0.005306	106.13	70-130

8D

PESTICIDE ANALYTICAL SEQUENCE

Lab Name: TESTAMERICA-NORTH CANTON Contract:

Lab Code: TALCAN Case No.: SAS No.: SDG No.: A8A310102

GC Column: CLP PESTICIDES II ID: 0.53 (mm) Init. Calib. Date(s): 02/05/08 02/05/08

Instrument ID: A2HP3

THE ANALYTICAL SEQUENCE OF PERFORMANCE EVALUATION MIXTURES, BLANKS, SAMPLES, AND STANDARDS IS GIVEN BELOW:

	EPA SAMPLE NO.	LAB SAMPLE ID	DATE ANALYZED	TIME ANALYZED	MEAN SURROGATE RT FROM INITIAL CALIBRATION RT	#	RT	#
01		PEM E196	02/14/08	0908				
02		TOX3 E080	02/14/08	1046				
03		AB3 F031	02/14/08	1338				
04		MRL	02/14/08	1403				
05	FWGLL1MW-063	KGCNK1AA	02/14/08	1452				
06		AB3 F031	02/14/08	1517				
07		MRL	02/14/08	1541				
08	KGE1FCHK	KGE1F1AC	02/14/08	1606				
09		TOX3 E080	02/14/08	2147				
10		PEM E196	02/14/08	2236				
11		AB3 F031	02/14/08	2300				
12		MRL	02/14/08	2324				
13								
14								
15								
16								
17								
18								
19								
20								
21								
22								
23								
24								
25								
26								
27								
28								
29								
30								
31								
32								

QC LIMITS

Column used to flag retention time values with an asterisk.
* Values outside of QC limits.

TestAmerica North Canton

CONTINUING CALIBRATION COMPOUNDS

Instrument ID: a2hp3.i Injection Date: 14-FEB-2008 13:38
Lab File ID: 012F1201.D Init. Cal. Date(s): 05-FEB-2008 05-FEB-2008
Analysis Type: Init. Cal. Times: 12:28 18:37
Lab Sample ID: AB3 F031 Quant Type: ESTD
Method: \\cansvr11\dd\chem\GCS\a2hp3.i\80214-1.b\PEST3.m

COMPOUND	RRF / AMOUNT	RF0.025	CCAL RRF0.025	MIN RRF	%D / %DRIFT	MAX %D / %DRIFT	CURVE TYPE	
$ 1 Tetrachloro-m-xylene	290655746	286902400	286902400	0.000	1.29134	15.00000	Averaged	
4 alpha-BHC	739039649	758730440	758730440	0.010	-2.66438	15.00000	Averaged	
5 gamma-BHC (Lindane)	346261783	344741240	344741240	0.010	0.43913	15.00000	Averaged	
6 beta-BHC	119180213	114858040	114858040	0.010	3.62659	15.00000	Averaged	
7 delta-BHC	287944571	259034560	259034560	0.010	10.04013	15.00000	Averaged	
9 Heptachlor	692797448	290324160	290324160	0.010	58.09393	15.00000	Averaged	<-
10 Aldrin	274536937	282588160	282588160	0.010	-2.93266	15.00000	Averaged	
12 Heptachlor epoxide	169056075	171230560	171230560	0.010	-1.28625	15.00000	Averaged	
13 gamma-Chlordane	178092817	176322320	176322320	0.010	0.99414	15.00000	Averaged	
14 alpha-Chlordane	191270761	188798960	188798960	0.010	1.29230	15.00000	Averaged	
16 4,4'-DDE	502496197	499947960	499947960	0.010	0.50712	15.00000	Averaged	
15 Endosulfan I	469988388	457353320	457353320	0.010	2.68838	15.00000	Averaged	
17 Dieldrin	216765568	214238480	214238480	0.010	1.16582	15.00000	Averaged	
20 Endrin	197823690	192283000	192283000	0.010	2.80082	15.00000	Averaged	
22 4,4'-DDD	307234361	270040200	270040200	0.010	12.10612	15.00000	Averaged	
23 Endosulfan II	194501958	184344840	184344840	0.010	5.22212	15.00000	Averaged	
24 4,4'-DDT	340625211	301573560	301573560	0.010	11.46470	15.00000	Averaged	
26 Endrin aldehyde	287548119	266830600	266830600	0.010	7.20489	15.00000	Averaged	
27 Methoxychlor	77763232	64495720	64495720	0.010	17.06142	15.00000	Averaged	<-
28 Endosulfan sulfate	181829723	168682160	168682160	0.010	7.23070	15.00000	Averaged	
29 Endrin ketone	362201838	330655680	330655680	0.010	8.70955	15.00000	Averaged	
$ 30 Decachlorobiphenyl	179836923	165984240	165984240	0.010	7.70291	15.00000	Averaged	

Report Date: 19-Feb-2008 09:51

TestAmerica North Canton

RECOVERY REPORT

2/14/08 @ 1403

Client Name: Client SDG: SDGa00711

Sample Matrix: LIQUID Fraction: Pesticides

Lab Smp Id: MRL

Level: LOW Operator: 93905

Data Type: GC MULTI COMP SampleType: MRL

SpikeList File: MRL.spk Quant Type: ESTD

Sublist File: mrl.sub

Method File: \\cansvr11\dd\chem\GCS\a2hp3.i\80214-1.b\PEST3.m

Misc Info:

SPIKE COMPOUND	AMOUNT ADDED ng	AMOUNT RECOVERED ng	% RECOVERED	LIMITS
4 alpha-BHC	0.005000	0.004625	92.50	70-130
5 gamma-BHC (Lindane	0.005000	0.004696	93.92	70-130
6 beta-BHC	0.005000	0.005144	102.88	70-130
7 delta-BHC	0.005000	0.004053	81.07	70-130
9 Heptachlor	0.005000	0.002192	43.84*	70-130
10 Aldrin	0.005000	0.004878	97.55	70-130
12 Heptachlor epoxide	0.005000	0.005304	106.08	70-130
13 gamma-Chlordane	0.005000	0.005018	100.37	70-130

14	alpha-Chlordane	0.005000	0.005143	102.86	70-130
15	Endosulfan I	0.005000	0.005299	105.98	70-130
16	4,4'-DDE	0.005000	0.004981	99.61	70-130
17	Dieldrin	0.005000	0.004951	99.02	70-130
20	Endrin	0.005000	0.004986	99.72	70-130
22	4,4'-DDD	0.005000	0.004241	84.82	70-130
23	Endosulfan II	0.005000	0.004953	99.06	70-130
24	4,4'-DDT	0.005000	0.004800	96.00	70-130
26	Endrin aldehyde	0.005000	0.005119	102.38	70-130
27	Methoxychlor	0.005000	0.004778	95.57	70-130
28	Endosulfan sulfate	0.005000	0.004966	99.32	70-130
29	Endrin ketone	0.005000	0.005277	105.54	70-130

TestAmerica North Canton

CONTINUING CALIBRATION COMPOUNDS

Instrument ID: a2hp3.i Injection Date: 14-FEB-2008 15:17
Lab File ID: 016F1601.D Init. Cal. Date(s): 05-FEB-2008 05-FEB-2008
Analysis Type: Init. Cal. Times: 12:28 18:37
Lab Sample ID: AB3 F031 Quant Type: ESTD
Method: \\cansvr11\dd\chem\GCS\a2hp3.i\80214-1.b\PEST3.m

COMPOUND	RRF / AMOUNT	RF0.025	CCAL RRF0.025	MIN RRF	%D / %DRIFT	MAX %D / %DRIFT	CURVE TYPE	
$ 1 Tetrachloro-m-xylene	290655746	304769080	304769080	0.000	-4.85569	15.00000	Averaged	
4 alpha-BHC	739039649	812891760	812891760	0.010	-9.99298	15.00000	Averaged	
5 gamma-BHC (Lindane)	346261783	367490880	367490880	0.010	-6.13094	15.00000	Averaged	
6 beta-BHC	119180213	126470920	126470920	0.010	-6.11738	15.00000	Averaged	
7 delta-BHC	287944571	287818720	287818720	0.010	0.04371	15.00000	Averaged	
9 Heptachlor	692797448	299221320	299221320	0.010	56.80970	15.00000	Averaged	<-
10 Aldrin	274536937	305298320	305298320	0.010	-11.20482	15.00000	Averaged	
12 Heptachlor epoxide	169056075	186583600	186583600	0.010	-10.36788	15.00000	Averaged	
13 gamma-Chlordane	178092817	195870440	195870440	0.010	-9.98222	15.00000	Averaged	
14 alpha-Chlordane	191270761	212363160	212363160	0.010	-11.02751	15.00000	Averaged	
16 4,4'-DDE	502496197	537958560	537958560	0.010	-7.05724	15.00000	Averaged	
15 Endosulfan I	469988388	498853520	498853520	0.010	-6.14167	15.00000	Averaged	
17 Dieldrin	216765568	238466800	238466800	0.010	-10.01138	15.00000	Averaged	
20 Endrin	197823690	212441680	212441680	0.010	-7.38940	15.00000	Averaged	
22 4,4'-DDD	307234361	296704120	296704120	0.010	3.42743	15.00000	Averaged	
23 Endosulfan II	194501958	197520840	197520840	0.010	-1.55211	15.00000	Averaged	
24 4,4'-DDT	340625211	331792320	331792320	0.010	2.59314	15.00000	Averaged	
26 Endrin aldehyde	287548119	291603760	291603760	0.010	-1.41042	15.00000	Averaged	
27 Methoxychlor	77763232	70430040	70430040	0.010	9.43015	15.00000	Averaged	
28 Endosulfan sulfate	181829723	182268720	182268720	0.010	-0.24143	15.00000	Averaged	
29 Endrin ketone	362201838	353544720	353544720	0.010	2.39014	15.00000	Averaged	
$ 30 Decachlorobiphenyl	179836923	182318240	182318240	0.010	-1.37976	15.00000	Averaged	

Report Date: 19-Feb-2008 09:51

TestAmerica North Canton

2/14/08 @ 1541

RECOVERY REPORT

Client Name: Client SDG: SDGa00711

Sample Matrix: LIQUID Fraction: Pesticides

Lab Smp Id: MRL

Level: LOW Operator: 93905

Data Type: GC MULTI COMP SampleType: MRL

SpikeList File: MRL.spk Quant Type: ESTD

Sublist File: mrl.sub

Method File: \\cansvr11\dd\chem\GCS\a2hp3.i\80214-1.b\PEST3.m

Misc Info:

SPIKE COMPOUND	AMOUNT ADDED ng	AMOUNT RECOVERED ng	% RECOVERED	LIMITS
4 alpha-BHC	0.005000	0.004590	91.81	70-130
5 gamma-BHC (Lindane	0.005000	0.004550	91.00	70-130
6 beta-BHC	0.005000	0.005030	100.61	70-130
7 delta-BHC	0.005000	0.003835	76.71	70-130
9 Heptachlor	0.005000	0.002247	44.95*	70-130
10 Aldrin	0.005000	0.004904	98.07	70-130
12 Heptachlor epoxide	0.005000	0.005225	104.50	70-130
13 gamma-Chlordane	0.005000	0.004887	97.74	70-130

14	alpha-Chlordane	0.005000	0.005108	102.15	70-130
15	Endosulfan I	0.005000	0.005144	102.88	70-130
16	4,4'-DDE	0.005000	0.004993	99.85	70-130
17	Dieldrin	0.005000	0.004845	96.90	70-130
20	Endrin	0.005000	0.004933	98.66	70-130
22	4,4'-DDD	0.005000	0.004151	83.02	70-130
23	Endosulfan II	0.005000	0.004755	95.10	70-130
24	4,4'-DDT	0.005000	0.004519	90.38	70-130
26	Endrin aldehyde	0.005000	0.005058	101.15	70-130
27	Methoxychlor	0.005000	0.004570	91.41	70-130
28	Endosulfan sulfate	0.005000	0.004798	95.97	70-130
29	Endrin ketone	0.005000	0.005072	101.44	70-130

TestAmerica North Canton

CONTINUING CALIBRATION COMPOUNDS

Instrument ID: a2hp3.i Injection Date: 14-FEB-2008 23:00
Lab File ID: 035F3501.D Init. Cal. Date(s): 05-FEB-2008 05-FEB-2008
Analysis Type: Init. Cal. Times: 12:28 18:37
Lab Sample ID: AB3 F031 Quant Type: ESTD
Method: \\cansvr11\dd\chem\GCS\a2hp3.i\80214-1.b\PEST3.m

COMPOUND	RRF / AMOUNT	RF0.025	CCAL RRF0.025	MIN RRF	%D / %DRIFT	MAX %D / %DRIFT	CURVE TYPE	
$ 1 Tetrachloro-m-xylene	290655746	319269480	319269480	0.000	-9.84454	15.00000	Averaged	
4 alpha-BHC	739039649	882640120	882640120	0.010	-19.43069	15.00000	Averaged	<-
5 gamma-BHC (Lindane)	346261783	407441360	407441360	0.010	-17.66859	15.00000	Averaged	<-
6 beta-BHC	119180213	134121320	134121320	0.010	-12.53657	15.00000	Averaged	
7 delta-BHC	287944571	312863280	312863280	0.010	-8.65400	15.00000	Averaged	
9 Heptachlor	692797448	325530560	325530560	0.010	53.01216	15.00000	Averaged	<-
10 Aldrin	274536937	323960400	323960400	0.010	-18.00248	15.00000	Averaged	<-
12 Heptachlor epoxide	169056075	201109400	201109400	0.010	-18.96017	15.00000	Averaged	<-
13 gamma-Chlordane	178092817	210498480	210498480	0.010	-18.19594	15.00000	Averaged	<-
14 alpha-Chlordane	191270761	223747280	223747280	0.010	-16.97934	15.00000	Averaged	<-
16 4,4'-DDE	502496197	574654960	574654960	0.010	-14.36006	15.00000	Averaged	
15 Endosulfan I	469988388	545224560	545224560	0.010	-16.00809	15.00000	Averaged	<-
17 Dieldrin	216765568	263704800	263704800	0.010	-21.65438	15.00000	Averaged	<-
20 Endrin	197823690	231894400	231894400	0.010	-17.22277	15.00000	Averaged	<-
22 4,4'-DDD	307234361	310682240	310682240	0.010	-1.12223	15.00000	Averaged	
23 Endosulfan II	194501958	219684160	219684160	0.010	-12.94702	15.00000	Averaged	
24 4,4'-DDT	340625211	355557000	355557000	0.010	-4.38364	15.00000	Averaged	
26 Endrin aldehyde	287548119	323370680	323370680	0.010	-12.45794	15.00000	Averaged	
27 Methoxychlor	77763232	72882520	72882520	0.010	6.27637	15.00000	Averaged	
28 Endosulfan sulfate	181829723	201334200	201334200	0.010	-10.72678	15.00000	Averaged	
29 Endrin ketone	362201838	395627560	395627560	0.010	-9.22848	15.00000	Averaged	
$ 30 Decachlorobiphenyl	179836923	192499440	192499440	0.010	-7.04111	15.00000	Averaged	

TestAmerica North Canton

CONTINUING CALIBRATION COMPOUNDS

Instrument ID: a2hp3.i Injection Date: 14-FEB-2008 23:00
Lab File ID: 035F3501.D Init. Cal. Date(s): 05-FEB-2008 05-FEB-2008
Analysis Type: Init. Cal. Times: 12:28 18:37
Lab Sample ID: AB3 F031 Quant Type: ESTD
Method: \\cansvr11\dd\chem\GCS\a2hp3.i\80214-1.b\PEST3.m\pest3r.m

COMPOUND	RRF / AMOUNT	RF0.025	CCAL RRF0.025	MIN RRF	%D / %DRIFT	MAX %D / %DRIFT	CURVE TYPE	
$ 1 Tetrachloro-m-xylene	31294309	34199480	34199480	0.000	-9.28338	15.00000	Averaged	
4 alpha-BHC	44511372	52763720	52763720	0.010	-18.53987	15.00000	Averaged	<-
5 gamma-BHC (Lindane)	30929801	36565960	36565960	0.010	-18.22242	15.00000	Averaged	<-
6 beta-BHC	11964029	13574880	13574880	0.010	-13.46412	15.00000	Averaged	
7 delta-BHC	23121153	25780400	25780400	0.010	-11.50136	15.00000	Averaged	
8 Heptachlor	22533814	25557280	25557280	0.010	-13.41746	15.00000	Averaged	
10 Aldrin	24121995	28063600	28063600	0.010	-16.34029	15.00000	Averaged	<-
12 Heptachlor epoxide	25426602	30010880	30010880	0.010	-18.02946	15.00000	Averaged	<-
13 gamma-Chlordane	26402333	31185480	31185480	0.010	-18.11638	15.00000	Averaged	<-
14 alpha-Chlordane	27685213	32032640	32032640	0.010	-15.70306	15.00000	Averaged	<-
16 4,4'-DDE	54950238	61819240	61819240	0.010	-12.50040	15.00000	Averaged	
15 Endosulfan I	51564764	59398800	59398800	0.010	-15.19261	15.00000	Averaged	<-
17 Dieldrin	28088705	32715000	32715000	0.010	-16.47030	15.00000	Averaged	<-
20 Endrin	46720551	53331080	53331080	0.010	-14.14908	15.00000	Averaged	
22 4,4'-DDD	20715028	21310760	21310760	0.010	-2.87584	15.00000	Averaged	
23 Endosulfan II	25354468	28060520	28060520	0.010	-10.67288	15.00000	Averaged	
24 4,4'-DDT	37201228	38463000	38463000	0.010	-3.39175	15.00000	Averaged	
25 Endrin aldehyde	34513018	38317640	38317640	0.010	-11.02373	15.00000	Averaged	
26 Endosulfan sulfate	24724702	26376840	26376840	0.010	-6.68214	15.00000	Averaged	
28 Methoxychlor	11617241	11372360	11372360	0.010	2.10791	15.00000	Averaged	
29 Endrin ketone	47227311	47251200	47251200	0.010	-0.05058	15.00000	Averaged	
$ 30 Decachlorobiphenyl	21105074	21430800	21430800	0.010	-1.54335	15.00000	Averaged	

Report Date: 19-Feb-2008 09:51

TestAmerica North Canton

RECOVERY REPORT

2/14/08 @ 2324

Client Name: Client SDG: SDGa00711

Sample Matrix: LIQUID Fraction: Pesticides

Lab Smp Id: MRL

Level: LOW Operator: 93905

Data Type: GC MULTI COMP SampleType: MRL

SpikeList File: MRL.spk Quant Type: ESTD

Sublist File: mrl.sub

Method File: \\cansvr11\dd\chem\GCS\a2hp3.i\80214-1.b\PEST3.m

Misc Info:

SPIKE COMPOUND	AMOUNT ADDED ng	AMOUNT RECOVERED ng	% RECOVERED	LIMITS
4 alpha-BHC	0.005000	0.005050	101.01	70-130
5 gamma-BHC (Lindane	0.005000	0.005091	101.82	70-130
6 beta-BHC	0.005000	0.005669	113.39	70-130
7 delta-BHC	0.005000	0.004571	91.42	70-130
9 Heptachlor	0.005000	0.002358	47.16*	70-130
10 Aldrin	0.005000	0.005251	105.02	70-130
12 Heptachlor epoxide	0.005000	0.005806	116.13	70-130
13 gamma-Chlordane	0.005000	0.005618	112.35	70-130

14	alpha-Chlordane	0.005000	0.005743	114.87	70-130
15	Endosulfan I	0.005000	0.005770	115.40	70-130
16	4,4'-DDE	0.005000	0.005458	109.15	70-130
17	Dieldrin	0.005000	0.005584	111.68	70-130
20	Endrin	0.005000	0.005536	110.72	70-130
22	4,4'-DDD	0.005000	0.005015	100.30	70-130
23	Endosulfan II	0.005000	0.005579	111.57	70-130
24	4,4'-DDT	0.005000	0.005242	104.85	70-130
26	Endrin aldehyde	0.005000	0.005804	116.08	70-130
27	Methoxychlor	0.005000	0.005551	111.02	70-130
28	Endosulfan sulfate	0.005000	0.005648	112.96	70-130
29	Endrin ketone	0.005000	0.005751	115.01	70-130

8081A Water MDL and MDLV									
				Inst P9 Front	Inst P9 Rear	Inst P3 Front	Inst P3 Rear	Inst P9 Front	Inst P9 Rear
			MDLV	10/5/2007 _10/11/07	10/5/2007 _10/11/07	1/10/2008	1/10/2008	1/10/2008	1/10/2008
Compound	MDL ug/L	2X MDL ug/L	Standard ug/L	MDLV ug/L	MDLV ug/L	MDLV ug/L	MDLV ug/L	MDLV ug/L	MDLV ug/L
gamma-BHC (Lindane)	0.0064	0.0128	0.01	0.01143	0.01073	0.008475	0.009589	0.009891	0.01117
alpha-BHC	0.007	0.014	0.01	0.01201	0.01044	0.00823	0.009106	0.008894	0.008985
Heptachlor epoxide	0.0071	0.0142	0.01	0.01238	0.01078	0.009848	0.0115	0.01094	0.01075
Dieldrin	0.0075	0.015	0.01	0.01177	0.01054	0.009389	0.01034	0.01082	0.01105
Endrin ketone	0.0078	0.0156	0.01	0.01251	0.01249	0.01017	0.01447	0.0116	0.02192
Heptachlor	0.008	0.016	0.01	0.00829	0.009608	0.0327	0.009836	0.01064	0.01009
Aldrin	0.0082	0.0164	0.01	0.01037	0.01024	0.00939	0.009981	0.009987	0.009961
beta-BHC	0.0084	0.0168	0.01	0.01304	0.01314	0.01254	0.0348	0.01274	0.02984
delta-BHC	0.0087	0.0174	0.01	0.01202	0.0106	0.0144	0.008703	0.008566	0.01044
4,4'-DDD	0.0096	0.0192	0.01	0.01094	0.01001	0.008794	0.0114	0.01171	0.01238
4,4'-DDE	0.0097	0.0194	0.01	0.01082	0.01002	0.009399	0.01024	0.01001	0.01081
Endosulfan sulfate	0.011	0.022	0.01	0.01466	0.01071	0.01021	0.012	0.01137	0.01174
Endrin	0.011	0.022	0.01	0.012	0.01077	0.009384	0.01059	0.01039	0.01132
Endrin aldehyde	0.011	0.022	0.01	0.01335	0.01261	0.01213	0.01187	0.01169	0.01003
Endosulfan II	0.012	0.024	0.01	0.01282	0.01116	0.009628	0.01124	0.01162	0.01105
gamma-Chlordane	0.012	0.024	0.01	0.01116	0.01065	0.009231	0.01069	0.009906	0.01077
Endosulfan I	0.013	0.026	0.01	0.01205	0.009976	0.01012	0.01067	0.01189	0.01101
alpha-Chlordane	0.014	0.028	0.01	0.01118	0.009448	0.01051	0.01108	0.01175	0.01167
4,4'-DDT	0.016	0.032	0.03	0.03108	0.02801	0.02705	0.03391	0.03316	0.03363
Methoxychlor	0.032	0.064	0.03	0.03047	0.03439	0.03177	0.09989	0.02716	0.1148
Tech Chlordane	0.033	0.066	0.03	0.03847	0.04242				
Toxaphene	0.32	0.64	0.5	0.4206	0.4074				
Kepone	0.78	1.56	1						
Isodrin	0.0046	0.0092	0.01						
Hexachlorobenzene	0.0071	0.0142	0.01						
Chlorobenzilate	0.062	0.124	0.1						
Diallate	0.1	0.2	0.1						
Mirex	0.012	0.024	0.01						

POLYCHLORINATED BIPHENYLS DATA

Ravenna, OH Data Review Checklist

Project Number: 030240.0006.05
Sample Event: January 2008
Data Reviewer/Date: Angye Dragotta/March 11, 2008

SDG: A8A310102 R0
Analysis: SW846 8082

Review Questions:	Yes	No	N/A	Comments	Qual/Criteria
1. Did Chain-of-Custody information agree with laboratory report?	✓			COC#: 117215,336181,117232 and 117214;	
2. Were samples preserved properly and received in good condition?	✓			Sample coolers were received between 0.2 and 5.2°C. Upon receipt, it was documented by the laboratory, that the samples were not frozen and received in good condition. No qualifications were made to sample results based on temperatures less than 2°C.	QAPP Table 4-2
3. Were holding times met?	✓			Samples collected 1/29/08 and 1/30/08, extracted on 2/2/08, and analyzed on 2/6/08.	QAPP Table 4-2 J/UJ/R
4. Were sample storage requirements met?	✓				QAPP Table 4-2
5. Were QAPP specified PQLs achieved?	✓				QAPP Table 3-5
6. Were all QAPP-specified target analytes reported?	✓				QAPP Table 3-5
7. Does the initial calibration curve consist of 5 concentration levels of Aroclors 1016 and 1260?	✓			Instrument A2HP10; ICAL on 1/29/08 Stds = 0.05, 0.1, 0.2, 0.5, 1.0, 2.0	LCG Table 3 R
8. Was the % RSD ≤ 20%? Were the r^2s >0.990?	✓				LCG Table 3 RSD>20% or r<0.99= J/R
9. Was a MDL Level Verification performed once per quarter? Were all target analytes detected?	✓			2/14/08	LCG Table 3 R
10. Was a MRL Level Verification performed at the beginning and end of the sequence or every 12 hours? Were the results 70-130%		✓		2/6/08 @ 1221,1711 MRL recoveries were above control limits. As there were no detected PCBs in the samples, no qualifications were made.	LCG Table 3 >130%=J; 65-70%=J/UJ; <65%=J/R
11. Was a second source (ICV) verification performed after the ICAL? Were results 85-115%?	✓			1/29/08@1226	LCG Table 3 >115%=J; 80-85%=J/UJ; <80%=J/R
12. Were single standards of the other five Aroclors run to aid in pattern recognition and to determine a single point calibration factor?	✓				Method 8082 Section 5.6.2

Ravenna, OH Data Review Checklist

Project Number: 030240.0006.05
Sample Event: January 2008
Data Reviewer/Date: Angye Dragotta/March 11, 2008

SDG: A8A310102 R0
Analysis: SW846 8082

Review Questions:	Yes	No	N/A	Comments	Qual/Criteria
13. Was a CCV run every 12 hours?	✓			2/6/08 @ 1046,1656	LCG Table 3
14. Was the % D ≤ 15 % for each analyte or the average %D across all analytes ≤ 15% with a maximum %D for each target analyte ≤30%?	✓				LCG Table 3 D>30% (neg) =J/R D>30% (pos) =J
15. Was a method blank prepared and analyzed with each batch?	✓				LCG Table 5
16. Were target analytes <1/2 the MRL?	✓				LCG Table 5 <5x = B
17. Was an equipment blank collected and analyzed?	✓			FWGEQUIPRinse3-0611-GW	
18. Were target analytes in the field blank analyses (equipment) <1/2 the MRL?	✓				<5x = B
19. Was an LCS prepared and analyzed with each batch?	✓				LCG Table 3
20. Were the LCS recoveries within limits specified in LCG Appendix C?	✓				LCG Appendix C >UL=J; LL-30%=J/UJ; <30%=J/R
21. Was a MS/MSD pair prepared with each batch?	✓				LCG Table 3
22. Was the MS/MSD parent sample a Ravenna sample?	✓			Sample FWGLL12mw-128c-0590-GW was the parent.	
23. Were MS/MSD recoveries 40-140% and RPD ≤20%?	✓				QAPP Table 3-2 Pj
24. Was the surrogate spiked into all samples?	✓				
25. Were surrogate recoveries 50-150%?		✓		Surrogate DCB recovered below control limits in samples FWGLL12mw-Dup4-00604-GW (35%), FWGLL12mw-185c-0593-GW (45%), FWGLL12mw-244c-0599-GW (37%), FWGLL12mw-243c-0598-GW (41%), FWGLL12mw-128c-0590-GW (36%), FWGLL12mw-242c-0597-GW (25%), FWGLL12mw-113c-0589-GW (36%), FWGLL1mw-063c-0565-GW (24%) and the MSD(47%). All associated results were qualified estimated "UJ"	LCG Table 3 >150%=J; 10-50%=J/UJ; <10%=R

Ravenna, OH Data Review Checklist

Project Number: 030240.0006.05
Sample Event: January 2008
Data Reviewer/Date: Angye Dragotta/March 11, 2008

SDG: A8A310102 R0
Analysis: SW846 8082

Review Questions:	Yes	No	N/A	Comments	Qual/Criteria
26. Was a field duplicate analyzed? Were the RPDs <30%?	✓			FWGLL12mw-DUP4-0604-GW was a field duplicate for FWGLL12mw-245C-0600-GW.	QAPP Table 3-2 RPD >30=J
27. Were all positive results verified by a second dissimilar column confirmation? Was the RPD ≤ 40?	✓				LCG Table 3 RPD>40=J
28. Were reported sample concentrations within calibration range?	✓				
29. Were laboratory-generated Quality Control Exception Reports issued? If yes, summarize contents.		✓			
30. Were lab comments included in report? If yes, summarize contents.	✓			See narrative for surrogate outliers.	

References:

Louisville Chemistry Guidelines (LCG), USACE June 2002 version 5; Section I "Chemical Analysis Criteria" Table 3 and Attachment A "Data Validation Guidelines:

Final Quality Assurance Project Plan (QAPP) Addendum for the Facility-Wide Groundwater Monitoring Program Ravenna Army Ammunition Plant, Ravenna, OH, Portage Environmental September 2004

Additional Comments:

Environmental Quality Mgt., Inc.

Client Sample ID: FWGLL12mw-245C-0600-GW

GC Semivolatiles

Lot-Sample #...: A8A310102-001 **Work Order #...:** KGCKT1AG **Matrix.....:** WG
Date Sampled...: 01/30/08 09:10 **Date Received..:** 01/31/08
Prep Date.....: 02/02/08 **Analysis Date..:** 02/06/08
Prep Batch #...: 8032164
Dilution Factor: 1 **Initial Wgt/Vol:** 1000 mL **Final Wgt/Vol..:** 5 mL
Method.....: SW846 8082

PARAMETER	RESULT	REPORTING LIMIT	UNITS	MDL
Aroclor 1016	ND	0.50	ug/L	0.25
Aroclor 1221	ND	0.50	ug/L	0.49
Aroclor 1232	ND	0.50	ug/L	0.41
Aroclor 1242	ND	0.50	ug/L	0.11
Aroclor 1248	ND	0.50	ug/L	0.049
Aroclor 1254	ND	0.50	ug/L	0.087
Aroclor 1260	ND	0.50	ug/L	0.071

SURROGATE	PERCENT RECOVERY	RECOVERY LIMITS
Tetrachloro-m-xylene	78	(50 - 150)
Decachlorobiphenyl	82	(50 - 150)

Environmental Quality Mgt., Inc.

Client Sample ID: FWGLL12mw-DUP4-0604-GW

GC Semivolatiles

Lot-Sample #...: A8A310102-003	**Work Order #...:** KGCK01AG	**Matrix.....:** WG	
Date Sampled...: 01/30/08 09:10	**Date Received..:** 01/31/08		
Prep Date.....: 02/02/08	**Analysis Date..:** 02/06/08		
Prep Batch #...: 8032164			
Dilution Factor: 1	**Initial Wgt/Vol:** 1030 mL	**Final Wgt/Vol..:** 5 mL	
	Method.....: SW846 8082		

PARAMETER	RESULT	REPORTING LIMIT	UNITS	MDL
Aroclor 1016	ND	0.50	ug/L	0.25
Aroclor 1221	ND	0.50	ug/L	0.49
Aroclor 1232	ND	0.50	ug/L	0.41
Aroclor 1242	ND	0.50	ug/L	0.11
Aroclor 1248	ND	0.50	ug/L	0.049
Aroclor 1254	ND	0.50	ug/L	0.087
Aroclor 1260	ND	0.50	ug/L	0.071

SURROGATE	PERCENT RECOVERY	RECOVERY LIMITS
Tetrachloro-m-xylene	75	(50 - 150)
Decachlorobiphenyl	35 *	(50 - 150)

NOTE(S):

* Surrogate recovery is outside stated control limits.

Environmental Quality Mgt., Inc.

Client Sample ID: FWGLL12mw-185C-0593-GW

GC Semivolatiles

Lot-Sample #...: A8A310102-005	**Work Order #...:** KGCK61AG		**Matrix.....:** WG
Date Sampled...: 01/30/08 11:45	**Date Received..:** 01/31/08		
Prep Date.....: 02/02/08	**Analysis Date..:** 02/06/08		
Prep Batch #...: 8032164			
Dilution Factor: 1	**Initial Wgt/Vol:** 1020 mL		**Final Wgt/Vol..:** 5 mL
	Method.....: SW846 8082		

PARAMETER	RESULT	REPORTING LIMIT	UNITS	MDL
Aroclor 1016	ND	0.50	ug/L	0.25
Aroclor 1221	ND	0.50	ug/L	0.49
Aroclor 1232	ND	0.50	ug/L	0.41
Aroclor 1242	ND	0.50	ug/L	0.11
Aroclor 1248	ND	0.50	ug/L	0.049
Aroclor 1254	ND	0.50	ug/L	0.087
Aroclor 1260	ND	0.50	ug/L	0.071

SURROGATE	PERCENT RECOVERY	RECOVERY LIMITS
Tetrachloro-m-xylene	75	(50 - 150)
Decachlorobiphenyl	45 *	(50 - 150)

NOTE(S):

* Surrogate recovery is outside stated control limits.

Environmental Quality Mgt., Inc.

Client Sample ID: FWGLL12mw-244C-0599-GW

GC Semivolatiles

Lot-Sample #...:	A8A310102-007	**Work Order #...:**	KGCLD1AG	**Matrix.....:**	WG
Date Sampled...:	01/30/08 13:20	**Date Received..:**	01/31/08		
Prep Date.....:	02/02/08	**Analysis Date..:**	02/06/08		
Prep Batch #...:	8032164				
Dilution Factor:	1	**Initial Wgt/Vol:**	1050 mL	**Final Wgt/Vol..:**	5 mL
		Method.....:	SW846 8082		

PARAMETER	RESULT	REPORTING LIMIT	UNITS	MDL
Aroclor 1016	ND	0.50	ug/L	0.25
Aroclor 1221	ND	0.50	ug/L	0.49
Aroclor 1232	ND	0.50	ug/L	0.41
Aroclor 1242	ND	0.50	ug/L	0.11
Aroclor 1248	ND	0.50	ug/L	0.049
Aroclor 1254	ND	0.50	ug/L	0.087
Aroclor 1260	ND	0.50	ug/L	0.071

SURROGATE	PERCENT RECOVERY	RECOVERY LIMITS
Tetrachloro-m-xylene	73	(50 - 150)
Decachlorobiphenyl	37 *	(50 - 150)

NOTE(S):

* Surrogate recovery is outside stated control limits.

Environmental Quality Mgt., Inc.

Client Sample ID: FWGLL12mw-246C-0566-GW

GC Semivolatiles

Lot-Sample #...: A8A310102-009 **Work Order #...:** KGCLG1AG **Matrix.....:** WG
Date Sampled...: 01/30/08 15:30 **Date Received..:** 01/31/08
Prep Date.....: 02/02/08 **Analysis Date..:** 02/06/08
Prep Batch #...: 8032164
Dilution Factor: 1 **Initial Wgt/Vol:** 1020 mL **Final Wgt/Vol..:** 5 mL
Method.....: SW846 8082

PARAMETER	RESULT	REPORTING LIMIT	UNITS	MDL
Aroclor 1016	ND	0.50	ug/L	0.25
Aroclor 1221	ND	0.50	ug/L	0.49
Aroclor 1232	ND	0.50	ug/L	0.41
Aroclor 1242	ND	0.50	ug/L	0.11
Aroclor 1248	ND	0.50	ug/L	0.049
Aroclor 1254	ND	0.50	ug/L	0.087
Aroclor 1260	ND	0.50	ug/L	0.071

SURROGATE	PERCENT RECOVERY	RECOVERY LIMITS
Tetrachloro-m-xylene	80	(50 - 150)
Decachlorobiphenyl	66	(50 - 150)

Environmental Quality Mgt., Inc.

Client Sample ID: FWGLL12mw-187C-0594-GW

GC Semivolatiles

Lot-Sample #...: A8A310102-013 **Work Order #...:** KGCLP1AG **Matrix.....:** WG
Date Sampled...: 01/30/08 09:50 **Date Received..:** 01/31/08
Prep Date.....: 02/02/08 **Analysis Date..:** 02/06/08
Prep Batch #...: 8032164
Dilution Factor: 1 **Initial Wgt/Vol:** 1050 mL **Final Wgt/Vol..:** 5 mL
Method.....: SW846 8082

PARAMETER	RESULT	REPORTING LIMIT	UNITS	MDL
Aroclor 1016	ND	0.50	ug/L	0.25
Aroclor 1221	ND	0.50	ug/L	0.49
Aroclor 1232	ND	0.50	ug/L	0.41
Aroclor 1242	ND	0.50	ug/L	0.11
Aroclor 1248	ND	0.50	ug/L	0.049
Aroclor 1254	ND	0.50	ug/L	0.087
Aroclor 1260	ND	0.50	ug/L	0.071

SURROGATE	PERCENT RECOVERY	RECOVERY LIMITS
Tetrachloro-m-xylene	74	(50 - 150)
Decachlorobiphenyl	59	(50 - 150)

Environmental Quality Mgt., Inc.

Client Sample ID: FWGLL12mw-243C-0598-GW

GC Semivolatiles

Lot-Sample #...: A8A310102-015	**Work Order #...:** KGCLW1AG	**Matrix.....:** WG	
Date Sampled...: 01/30/08 11:30	**Date Received..:** 01/31/08		
Prep Date.....: 02/02/08	**Analysis Date..:** 02/06/08		
Prep Batch #...: 8032164			
Dilution Factor: 1	**Initial Wgt/Vol:** 1030 mL	**Final Wgt/Vol..:** 5 mL	
	Method.....: SW846 8082		

PARAMETER	RESULT	REPORTING LIMIT	UNITS	MDL
Aroclor 1016	ND	0.50	ug/L	0.25
Aroclor 1221	ND	0.50	ug/L	0.49
Aroclor 1232	ND	0.50	ug/L	0.41
Aroclor 1242	ND	0.50	ug/L	0.11
Aroclor 1248	ND	0.50	ug/L	0.049
Aroclor 1254	ND	0.50	ug/L	0.087
Aroclor 1260	ND	0.50	ug/L	0.071

SURROGATE	PERCENT RECOVERY	RECOVERY LIMITS
Tetrachloro-m-xylene	77	(50 - 150)
Decachlorobiphenyl	41 *	(50 - 150)

NOTE(S):

* Surrogate recovery is outside stated control limits.

Environmental Quality Mgt., Inc.

Client Sample ID: FWGLL12mw-128C-0590-GW

GC Semivolatiles

Lot-Sample #...: A8A310102-017 **Work Order #...:** KGCL01AT **Matrix.....:** WG
Date Sampled...: 01/30/08 13:15 **Date Received..:** 01/31/08
Prep Date.....: 02/02/08 **Analysis Date..:** 02/06/08
Prep Batch #...: 8032164
Dilution Factor: 1 **Initial Wgt/Vol:** 1010 mL **Final Wgt/Vol..:** 5 mL
Method.....: SW846 8082

PARAMETER	RESULT	REPORTING LIMIT	UNITS	MDL
Aroclor 1016	ND	0.50	ug/L	0.25
Aroclor 1221	ND	0.50	ug/L	0.49
Aroclor 1232	ND	0.50	ug/L	0.41
Aroclor 1242	ND	0.50	ug/L	0.11
Aroclor 1248	ND	0.50	ug/L	0.049
Aroclor 1254	ND	0.50	ug/L	0.087
Aroclor 1260	ND	0.50	ug/L	0.071

SURROGATE	PERCENT RECOVERY	RECOVERY LIMITS
Tetrachloro-m-xylene	75	(50 - 150)
Decachlorobiphenyl	36 *	(50 - 150)

NOTE(S):

* Surrogate recovery is outside stated control limits.

Environmental Quality Mgt., Inc.

Client Sample ID: FWGEQUIPRINSE3-0611-GW

GC Semivolatiles

Lot-Sample #...:	A8A310102-019	**Work Order #...:**	KGCL81AG	**Matrix.....:**	WQ
Date Sampled...:	01/30/08 15:15	**Date Received..:**	01/31/08		
Prep Date.....:	02/02/08	**Analysis Date..:**	02/06/08		
Prep Batch #...:	8032164				
Dilution Factor:	1	**Initial Wgt/Vol:**	1010 mL	**Final Wgt/Vol..:**	5 mL
		Method.....:	SW846 8082		

PARAMETER	RESULT	REPORTING LIMIT	UNITS	MDL
Aroclor 1016	ND	0.50	ug/L	0.25
Aroclor 1221	ND	0.50	ug/L	0.49
Aroclor 1232	ND	0.50	ug/L	0.41
Aroclor 1242	ND	0.50	ug/L	0.11
Aroclor 1248	ND	0.50	ug/L	0.049
Aroclor 1254	ND	0.50	ug/L	0.087
Aroclor 1260	ND	0.50	ug/L	0.071

SURROGATE	PERCENT RECOVERY	RECOVERY LIMITS
Tetrachloro-m-xylene	79	(50 - 150)
Decachlorobiphenyl	61	(50 - 150)

Environmental Quality Mgt., Inc.

Client Sample ID: FWGLL4mw-200C-0586-GW

GC Semivolatiles

Lot-Sample #...: A8A310102-021 **Work Order #...:** KGCMM1AF **Matrix.....:** WG
Date Sampled...: 01/30/08 09:10 **Date Received..:** 01/31/08
Prep Date.....: 02/02/08 **Analysis Date..:** 02/06/08
Prep Batch #...: 8032164
Dilution Factor: 1 **Initial Wgt/Vol:** 990 mL **Final Wgt/Vol..:** 5 mL
Method.....: SW846 8082

PARAMETER	RESULT	REPORTING LIMIT	UNITS	MDL
Aroclor 1016	ND	0.50	ug/L	0.25
Aroclor 1221	ND	0.50	ug/L	0.49
Aroclor 1232	ND	0.50	ug/L	0.41
Aroclor 1242	ND	0.50	ug/L	0.11
Aroclor 1248	ND	0.50	ug/L	0.049
Aroclor 1254	ND	0.50	ug/L	0.087
Aroclor 1260	ND	0.50	ug/L	0.071

SURROGATE	PERCENT RECOVERY	RECOVERY LIMITS
Tetrachloro-m-xylene	85	(50 - 150)
Decachlorobiphenyl	66	(50 - 150)

Environmental Quality Mgt., Inc.

Client Sample ID: FWGLL12mw-242C-0597-GW

GC Semivolatiles

Lot-Sample #...:	A8A310102-023	**Work Order #...:**	KGCMQ1AG	**Matrix.....:**	WG
Date Sampled...:	01/30/08 11:05	**Date Received..:**	01/31/08		
Prep Date.....:	02/02/08	**Analysis Date..:**	02/06/08		
Prep Batch #...:	8032164				
Dilution Factor:	1	**Initial Wgt/Vol:**	990 mL	**Final Wgt/Vol..:**	5 mL
		Method.....:	SW846 8082		

PARAMETER	RESULT	REPORTING LIMIT	UNITS	MDL
Aroclor 1016	ND	0.50	ug/L	0.25
Aroclor 1221	ND	0.50	ug/L	0.49
Aroclor 1232	ND	0.50	ug/L	0.41
Aroclor 1242	ND	0.50	ug/L	0.11
Aroclor 1248	ND	0.50	ug/L	0.049
Aroclor 1254	ND	0.50	ug/L	0.087
Aroclor 1260	ND	0.50	ug/L	0.071

SURROGATE	PERCENT RECOVERY	RECOVERY LIMITS
Tetrachloro-m-xylene	55	(50 - 150)
Decachlorobiphenyl	25 *	(50 - 150)

NOTE(S):

* Surrogate recovery is outside stated control limits.

Environmental Quality Mgt., Inc.

Client Sample ID: FWGLL12mw-113C-0589-GW

GC Semivolatiles

Lot-Sample #...:	A8A310102-025	**Work Order #...:**	KGCMW1AG	**Matrix.....:**	WG
Date Sampled...:	01/30/08 13:25	**Date Received..:**	01/31/08		
Prep Date.....:	02/02/08	**Analysis Date..:**	02/06/08		
Prep Batch #...:	8032164				
Dilution Factor:	1	**Initial Wgt/Vol:**	990 mL	**Final Wgt/Vol..:**	5 mL
		Method.....:	SW846 8082		

PARAMETER	RESULT	REPORTING LIMIT	UNITS	MDL
Aroclor 1016	ND	0.50	ug/L	0.25
Aroclor 1221	ND	0.50	ug/L	0.49
Aroclor 1232	ND	0.50	ug/L	0.41
Aroclor 1242	ND	0.50	ug/L	0.11
Aroclor 1248	ND	0.50	ug/L	0.049
Aroclor 1254	ND	0.50	ug/L	0.087
Aroclor 1260	ND	0.50	ug/L	0.071

SURROGATE	PERCENT RECOVERY	RECOVERY LIMITS
Tetrachloro-m-xylene	63	(50 - 150)
Decachlorobiphenyl	36 *	(50 - 150)

NOTE(S):

* Surrogate recovery is outside stated control limits.

Environmental Quality Mgt., Inc.

Client Sample ID: FWGLL1mw-063C-0565-GW

GC Semivolatiles

Lot-Sample #...:	A8A310102-030	**Work Order #...:**	KGCNL1AC	**Matrix.....:**	WG
Date Sampled...:	01/30/08 08:45	**Date Received..:**	01/31/08		
Prep Date.....:	02/02/08	**Analysis Date..:**	02/06/08		
Prep Batch #...:	8032164				
Dilution Factor:	1	**Initial Wgt/Vol:**	800 mL	**Final Wgt/Vol..:**	5 mL
		Method.....:	SW846 8082		

PARAMETER	RESULT	REPORTING LIMIT	UNITS	MDL
Aroclor 1016	ND	0.50	ug/L	0.25
Aroclor 1221	ND	0.50	ug/L	0.49
Aroclor 1232	ND	0.50	ug/L	0.41
Aroclor 1242	ND	0.50	ug/L	0.11
Aroclor 1248	ND	0.50	ug/L	0.049
Aroclor 1254	ND	0.50	ug/L	0.087
Aroclor 1260	ND	0.50	ug/L	0.071

SURROGATE	PERCENT RECOVERY	RECOVERY LIMITS
Tetrachloro-m-xylene	58	(50 - 150)
Decachlorobiphenyl	24 *	(50 - 150)

NOTE(S):

* Surrogate recovery is outside stated control limits.

METHOD BLANK REPORT

GC Semivolatiles

Client Lot #...: A8A310102 **Work Order #...:** KGE091AA **Matrix.....:** WATER
MB Lot-Sample #: A8B010000-164

Prep Date.....: 02/02/08 **Final Wgt/Vol..:** 5 mL
Analysis Date..: 02/06/08 **Prep Batch #...:** 8032164
Dilution Factor: 1 **Initial Wgt/Vol:** 1000 mL

PARAMETER	RESULT	REPORTING LIMIT	UNITS	METHOD
Aroclor 1016	ND	0.50	ug/L	SW846 8082
Aroclor 1221	ND	0.50	ug/L	SW846 8082
Aroclor 1232	ND	0.50	ug/L	SW846 8082
Aroclor 1242	ND	0.50	ug/L	SW846 8082
Aroclor 1248	ND	0.50	ug/L	SW846 8082
Aroclor 1254	ND	0.50	ug/L	SW846 8082
Aroclor 1260	ND	0.50	ug/L	SW846 8082

SURROGATE	PERCENT RECOVERY	RECOVERY LIMITS
Tetrachloro-m-xylene	78	(50 - 150)
Decachlorobiphenyl	96	(50 - 150)

NOTE(S):

Calculations are performed before rounding to avoid round-off errors in calculated results.

LABORATORY CONTROL SAMPLE EVALUATION REPORT

GC Semivolatiles

Client Lot #...: A8A310102 **Work Order #...:** KGE091AC **Matrix.....:** WATER
LCS Lot-Sample#: A8B010000-164
Prep Date.....: 02/02/08 **Analysis Date..:** 02/06/08
Prep Batch #...: 8032164
Dilution Factor: 2 **Final Wgt/Vol..:** 5 mL
Initial Wgt/Vol: 1000 mL

PARAMETER	PERCENT RECOVERY	RECOVERY LIMITS	METHOD
Aroclor 1016	**84**	**(58 - 141)**	**SW846 8082**
Aroclor 1260	**98**	**(71 - 143)**	**SW846 8082**

SURROGATE	PERCENT RECOVERY	RECOVERY LIMITS
Tetrachloro-m-xylene	80	(50 - 150)
Decachlorobiphenyl	71	(50 - 150)

NOTE(S):

Calculations are performed before rounding to avoid round-off errors in calculated results.

Bold print denotes control parameters

MATRIX SPIKE SAMPLE EVALUATION REPORT

GC Semivolatiles

Client Lot #...: A8A310102 **Work Order #...:** KGCL01AU-MS **Matrix.....:** WG
MS Lot-Sample #: A8A310102-017 KGCL01AV-MSD
Date Sampled...: 01/30/08 13:15 **Date Received..:** 01/31/08
Prep Date.....: 02/02/08 **Analysis Date..:** 02/06/08
Prep Batch #...: 8032164
Dilution Factor: 2 **Initial Wgt/Vol:** 510 mL **Final Wgt/Vol..:** 5 mL

PARAMETER	PERCENT RECOVERY	RECOVERY LIMITS	RPD	RPD LIMITS	METHOD
Aroclor 1016	**79**	**(50 - 150)**			**SW846 8082**
	83	**(50 - 150)**	**5.6**	**(0-50)**	**SW846 8082**
Aroclor 1260	**82**	**(50 - 150)**			**SW846 8082**
	75	**(50 - 150)**	**8.8**	**(0-50)**	**SW846 8082**

SURROGATE	PERCENT RECOVERY	RECOVERY LIMITS
Tetrachloro-m-xylene	73	(50 - 150)
	77	(50 - 150)
Decachlorobiphenyl	52	(50 - 150)
	47 *	(50 - 150)

NOTE(S):

Calculations are performed before rounding to avoid round-off errors in calculated results.

Bold print denotes control parameters

* Surrogate recovery is outside stated control limits.

FORM 8
SEMIVOLATILE ANALYTICAL SEQUENCE

Lab Name: TESTAMERICA-NORTH CANTON Contract:

Lab Code: TALCAN Case No.: SAS No.: SDG No.: A8A310102

GC Column: RESTEK PEST CLPII ID: 0.53 (mm) Init. Calib. Date(s): 01/29/08 01/29/08

Instrument ID: A2HP10

THE ANALYTICAL SEQUENCE OF PERFORMANCE EVALUATION MIXTURES, BLANKS, SAMPLES, AND STANDARDS IS GIVEN BELOW:

	MEAN SURROGATE RT FROM INITIAL CALIBRATION S1 : 1.50 S2 : 7.80					
	CLIENT SAMPLE NO.	LAB SAMPLE ID	DATE ANALYZED	TIME ANALYZED	S1 RT #	S2 RT #
01		E199	02/06/08	1046	1.50	7.80
02		MRL	02/06/08	1221		
03	FWGLL12MW-24	KGCKT1AG	02/06/08	1236	1.50	7.80
04	FWGLL12MW-DU	KGCK01AG	02/06/08	1252	1.50	7.80
05	FWGLL12MW-18	KGCK61AG	02/06/08	1307	1.50	7.80
06	FWGLL12MW-24	KGCLD1AG	02/06/08	1322	1.50	7.80
07	FWGLL12MW-24	KGCLG1AG	02/06/08	1338	1.50	7.80
08	FWGLL12MW-18	KGCLP1AG	02/06/08	1353	1.50	7.80
09	FWGLL12MW-24	KGCLW1AG	02/06/08	1408	1.50	7.80
10	FWGLL12MW-12	KGCL01AT	02/06/08	1423	1.50	7.80
11	FWGLL12MW-12	KGCL01AU	02/06/08	1439	1.50	7.80
12	FWGLL12MW-12	KGCL01AV	02/06/08	1454	1.50	7.80
13	FWGEQUIPRINS	KGCL81AG	02/06/08	1509	1.50	7.80
14	FWGLL4MW-200	KGCMM1AF	02/06/08	1525	1.50	7.80
15	FWGLL12MW-24	KGCMQ1AG	02/06/08	1540	1.50	7.80
16	FWGLL12MW-11	KGCMW1AG	02/06/08	1555	1.50	7.80
17	FWGLL1MW-063	KGCNL1AC	02/06/08	1610	1.50	7.80
18	KGE09BLK	KGE091AA	02/06/08	1626	1.50	7.80
19	KGE09CHK	KGE091AC	02/06/08	1641	1.50	7.80
20		E199	02/06/08	1656	1.50	7.80
21		MRL	02/06/08	1711		
22						
23						
24						
25						
26						
27						
28						
29						
30						
31						
32						

QC LIMITS

S1 = TCMX (+/- 0.10 MINUTES)

S2 = DCB (+/- 0.10 MINUTES)

Column used to flag retention time values with an asterisk.

* Values outside of QC limits.

Data File: 016F1601.D
Report Date: 06-Feb-2008 11:00

TestAmerica North Canton

CONTINUING CALIBRATION COMPOUNDS

Instrument ID: a2hp10.i Injection Date: 06-FEB-2008 10:46
Lab File ID: 016F1601.D Init. Cal. Date(s): 29-JAN-2008 29-JAN-2008
Analysis Type: wipe Init. Cal. Times: 01:45 12:11
Lab Sample ID: E199 Quant Type: ESTD
Method: \\CANSVR11\dd\chem\GCS\a2hp10.i\80206-1.b\PCB10.m\PCB10R.m

COMPOUND	RRF / AMOUNT	MIN RF0.500	MIN RRF	%D / %DRIFT	MAX %D / %DRIFT	CURVE TYPE	
$ 1 TCMX	189126602	225967250	0.010	-19.47936	15.00000	Averaged	<-
3 AROCLOR-1016 (1)	3410617	3245510	0.010	4.84097	15.00000	Averaged	
(2)	6457048	6398826	0.010	0.90168	15.00000	Averaged	
(3)	11272958	12977938	0.010	-15.12452	15.00000	Averaged	<-
(4)	5187818	5530008	0.010	-6.59603	15.00000	Averaged	
(5)	4472505	4434002	0.010	0.86087	15.00000	Averaged	
8 AROCLOR-1260 (1)	7543292	8110124	0.010	-7.51439	15.00000	Averaged	
(2)	7823123	9147080	0.010	-16.92363	15.00000	Averaged	<-
(3)	11347296	13256746	0.010	-16.82736	15.00000	Averaged	<-
(4)	7247071	8195412	0.010	-13.08585	15.00000	Averaged	
(5)	13842863	16824616	0.010	-21.54000	15.00000	Averaged	<-
$ 12 DCB	119826303	163633700	0.010	-36.55908	15.00000	Averaged	<-

1260 AVG = 15.1.

Data File: 017F0101.D

Report Date: 14-Feb-2008 12:51

TestAmerica North Canton

RECOVERY REPORT

2-6-08 @ 1221 [illegible] 3/15/08

Client Name:

Client SDG: SDGa00320

Sample Matrix: LIQUID

Fraction: SV

Lab Smp Id: MRL

Level: LOW

Operator:

Data Type: GC MULTI COMP

SampleType: MRL

SpikeList File: MRL.spk

Quant Type: ESTD

Sublist File: 6-AR1660.sub

Method File: \\CANSVR11\dd\chem\GCS\a2hp10.i\80206-1.b\PCB10.m\PCB10R.m

Misc Info: 12-AR1660TD.SUB

SPIKE COMPOUND	AMOUNT ADDED ng	AMOUNT RECOVERED ng	% RECOVERED	LIMITS
3 AROCLOR-1016	0.05000	0.07174	143.48*	70-130
8 AROCLOR-1260	0.05000	0.07069	141.38*	70-130

Data File: 035F1901.D
Report Date: 06-Feb-2008 17:15

TestAmerica North Canton

CONTINUING CALIBRATION COMPOUNDS

Instrument ID: a2hp10.i Injection Date: 06-FEB-2008 16:56
Lab File ID: 035F1901.D Init. Cal. Date(s): 29-JAN-2008 29-JAN-2008
Analysis Type: wipe Init. Cal. Times: 01:45 12:11
Lab Sample ID: E199 Quant Type: ESTD
Method: \\CANSVR11\dd\chem\GCS\a2hp10.i\80206-1.b\PCB10.m\PCB10R.m

COMPOUND	RRF / AMOUNT	RF0.500	MIN RRF	%D / %DRIFT	MAX %D / %DRIFT	CURVE TYPE	
$ 1 TCMX	189126602	224179100	0.010	-18.53388	15.00000	Averaged	<-
3 AROCLOR-1016 (1)	3410617	3191044	0.010	6.43792	15.00000	Averaged	
(2)	6457048	6329246	0.010	1.97927	15.00000	Averaged	
(3)	11272958	12859226	0.010	-14.07145	15.00000	Averaged	
(4)	5187818	5484382	0.010	-5.71655	15.00000	Averaged	
(5)	4472505	4406978	0.010	1.46510	15.00000	Averaged	
8 AROCLOR-1260 (1)	7543292	8080260	0.010	-7.11849	15.00000	Averaged	
(2)	7823123	9066446	0.010	-15.89292	15.00000	Averaged	<-
(3)	11347296	13156086	0.010	-15.94028	15.00000	Averaged	<-
(4)	7247071	8165588	0.010	-12.67432	15.00000	Averaged	
(5)	13842863	16635210	0.010	-20.17174	15.00000	Averaged	<-
$ 12 DCB	119826303	164381250	0.010	-37.18294	15.00000	Averaged	<-

1260 - I.D 2/5

Data File: 036F2001.D

Report Date: 14-Feb-2008 12:51

TestAmerica North Canton

2-6-08 @1711 4-2 3/19/08

RECOVERY REPORT

Client Name: Client SDG: SDGa00320

Sample Matrix: LIQUID Fraction: SV

Lab Smp Id: MRL

Level: LOW Operator:

Data Type: GC MULTI COMP SampleType: MRL

SpikeList File: MRL.spk Quant Type: ESTD

Sublist File: 6-AR1660.sub

Method File: \\CANSVR11\dd\chem\GCS\a2hp10.i\80206-1.b\PCB10.m\PCB10R.m

Misc Info: 12-AR1660TD.SUB

SPIKE COMPOUND	AMOUNT ADDED ng	AMOUNT RECOVERED ng	% RECOVERED	LIMITS
3 AROCLOR-1016	0.05000	0.07096	141.93*	70-130
8 AROCLOR-1260	0.05000	0.07085	141.70*	70-130

Surrogate Recovery Outlier Report

Lab Report Batch: A8A310102 **Lab ID:** STLCAN

Client Sample ID	Lab Sample ID	Analysis Method	Dilution	Matrix	Surrogate	Percent Recovery	Criteria (percent) Lower Limit	Upper Limit	Reject Point	Associated Target Analytes
FWGLL12mw-113C-0589-GW	A8A310102025	8081A	1	AQ	Decachlorobiphenyl	34	50.0	150.0	10.0	All Target
		8082			Decachlorobiphenyl	36	50.0	150.0	10.0	All Target
FWGLL12mw-128C-0590-GW	A8A310102017	8081A	1	AQ	Decachlorobiphenyl	39	50.0	150.0	10.0	All Target
		8082			Decachlorobiphenyl	36	50.0	150.0	10.0	All Target
FWGLL12mw-128C-0590-GWMS	A8A310102017D	8082	2	AQ	Decachlorobiphenyl	47	50.0	150.0	10.0	All Target
FWGLL12mw-185C-0593-GW	A8A310102005	8081A	1	AQ	Decachlorobiphenyl	45	50.0	150.0	10.0	All Target
		8082			Decachlorobiphenyl	45	50.0	150.0	10.0	All Target
FWGLL12mw-242C-0597-GW	A8A310102023	8081A	1	AQ	Decachlorobiphenyl	27	50.0	150.0	10.0	All Target
		8082			Decachlorobiphenyl	25	50.0	150.0	10.0	All Target
FWGLL12mw-243C-0598-GW	A8A310102015	8081A	1	AQ	Decachlorobiphenyl	42	50.0	150.0	10.0	All Target
		8082			Decachlorobiphenyl	41	50.0	150.0	10.0	All Target
FWGLL12mw-244C-0599-GW	A8A310102007	8081A	1	AQ	Decachlorobiphenyl	37	50.0	150.0	10.0	All Target
		8082			Decachlorobiphenyl	37	50.0	150.0	10.0	All Target
FWGLL12mw-DUP4-0604-GW	A8A310102003	8081A	1	AQ	Decachlorobiphenyl	37	50.0	150.0	10.0	All Target
		8082			Decachlorobiphenyl	35	50.0	150.0	10.0	All Target
FWGLL1mw-063C-0565-GW	A8A310102029	8081A	1	AQ	Decachlorobiphenyl	22	50.0	150.0	10.0	All Target
	A8A310102030	8082			Decachlorobiphenyl	24	50.0	150.0	10.0	All Target

Project Number and Name: ***030240.0006 - Ravenna***

METALS DATA

Ravenna, OH Data Review Checklist

Project Number: 030240.0006.05
Sample Event: January 2008
Data Reviewer/Date: Angye Dragotta/ March 11, 2008

SDG: A8A310102 R0
Analysis: SW846 6010B/6020

Review Questions:	Yes	No	N/A	Comments	Qual/Criteria
1. Did Chain-of-Custody information agree with laboratory report?	✓			COC#: 117215,336181,117232 and 117214;	
2. Were samples preserved properly and received in good condition?	✓			Sample coolers were received between 0.2 and 5.2°C. Upon receipt, it was documented by the laboratory, that the samples were not frozen and received in good condition. No qualifications were made to sample results based on temperatures less than 2°C.	QAPP Table 4-2
3. Were holding times met?	✓			Samples collected 1/29/08 and 1/30/08, digested on 2/1/08, ICP analyzed on 2/1/08, and ICP-MS analyzed on 2/6/08.	QAPP Table 4-2 J/UJ/R
4. Were sample storage requirements met?	✓				QAPP Table 4-2
5. Were QAPP specified RLs achieved?	✓				QAPP Table 3-8
6. Were all QAPP-specified target analytes reported?	✓				QAPP Table 3-8
7. Did the initial calibration curve range include 3 standards and a blank?	✓				LCG Table 7 R
8. Was the ICAL performed daily?		✓		There was no ICAL performed prior to the diluted analysis of samples FWGLL12mw-185C-0593-GF and FWGLL12mw-187C-0594-GF. Calcium results for these two samples were flagged "R", unusable.	LCG Table 7 R
9. Was the correlation coefficient r≥0.995 for each analyte?	✓				LCG Table 7 R<0.995=J/R
10. Was a MDL Level Verification performed once per quarter with all target analytes detected?	✓				LCG Table 7 R
11. Was a MRL Level Verification performed at the beginning of the daily sequence? Were results 70-130%?	✓			**ICPMS**: 2/6/08@1127 **ICP**: 1/31/08 @ 1411	LCG Table 7 >130%=J; 65-70%=J/UJ; <65%=J/R
12. Was the ICV (second source verification) analyzed after the ICAL?	✓			ICP- 1/31/08@1358 ICPMS- 2/6/08@1117	LCG Table 7
13. Were all analytes within 90-110% in the ICV?	✓				LCG Table 7 J>110%=J; 90-85%=J/UJ; <85%=J/R
14. Was the ICB analyzed after the ICV with results <1/2 the MRL?	✓			**ICP:** Potassium was detected at 146 ug/L with a RL of 1000 ug/L. The contamination was less than ½ the RL. Therefore no qualifications were made. **ICP-MS**: Beryllium was detected at 0.011ug/L with a RL of 1ug/L. The contamination was less than ½ the RL; therefore no qualifications were made.	LCG Table 7 < 5x = U

Project Number: 030240.0006.05
Sample Event: January 2008
Data Reviewer/Date: Angye Dragotta/ March 11, 2008

SDG: A8A310102 R0
Analysis: SW846 6010B/6020

Review Questions:	Yes	No	N/A	Comments	Qual/Criteria
				No qualifications were made due to negative blanks greater than ½ MRL; since the LCG doesn't specifically address negative blank values.	
15. Were CCVs analyzed every 10 samples and at the end of the analytical sequence?	✓				LCG Table 7
16. Were CCV results within 90 to 110%?	✓				LCG Table 7 >110%=J 90-85%=J/UJ; <85%=J/R
17. Were the CCBs run every 10 samples and at the end of the analytical sequence? Were results <1/2 the MRL?		✓		**ICP**: Potassium was detected in bracketing CCBs between 140 and 153 ppb with a RL of 1000 ppb. The contamination was less than ½ the RL; therefore no qualifications were made. Selenium was detected at 4.2ug/L in the CCB analyzed 2/1/08@1606. No qualifications were made as there were no detected concentrations of selenium in the samples bracketed by this CCB. Lead was detected at 1.5ug/L in the CCB analyzed 2/1/08 @ 2011. No qualifications were made as this CCB did not bracket reported samples. Copper was detected at 1.6ug/L in the CCB analyzed 2/4/08 at 0950. The contamination was less than ½ the RL; therefore no qualifications were made. In the CCB analyzed 2/4/08@ 1056 the following contamination was noted; arsenic at 3.3ug/L, barium at 0.3 ug/L, chromium and cobalt at 1.5ug/L, copper at 3.4ug/L, magnesium at 9.7ug/L, manganese at 0.2 ug/L, nickel at 2.0ug/L, silver at 1.4 ug/Land vanadium at 0.9 ug/L. No qualifications were made to sample results as the samples bracketed by this CCB were being evaluated only for calcium. **ICP-MS:** Beryllium was detected in bracketing CCBs between 0.0077ug/L and 0.025ug/Lwith a reporting limit of 1ug/L. Cadmium was detected between 0.01ug/L and 0.017ug/L with a RL of 0.5ug/L. The contamination was less than ½ the RL for cadmium and beryllium; therefore no qualifications were made. No qualifications were made due to negative blanks greater than ½ MRL, since the LCG doesn't specifically address negative blank values.	LCG Table 7 <5x = U
18. Was an Interelement Check Standard run at the beginning of the analytical sequence?	✓				LCG Table 7
19.Was the ICS recovery within 80 to 120% of true value for each element of interest?	✓				LCG Table 7 >120%=J; 50-79%=J/UJ; <50%=Pj/R

Ravenna, OH Data Review Checklist

Project Number: 030240.0006.05
Sample Event: January 2008
Data Reviewer/Date: Angye Dragotta/ March 11, 2008

SDG: A8A310102 R0
Analysis: SW846 6010B/6020

Review Questions:	Yes	No	N/A	Comments	Qual/Criteria
21. Was a method blank prepared and analyzed with each batch?	✓				LCG Table 7
22. Were target analytes <1/2 the MRL in the method blank?		✓		**ICP**: Barium was detected at 0.99ug/L with an RL of 10.0ug/L. Calcium was detected at 429ug/L with an RL of 1000ug/L. Magnesium was detected at 76.6ug/L with an RL of 1000ug/L. Manganese was detected at 1.2ug/L with an RL of 10.0ug/L. Potassium was detected at 157ug/L with an RL of 1000ppb.There were no qualifications made for barium, calcium, magnesium, manganese or potassium since the MB values were less than ½ the MRL. **ICP-MS:** Iron was detected at 49.4ug/L with an RL of 50ug/L. Zinc was detected at 5.2ug/L with an RL of 10ug/L. Samples with detected concentrations of iron and/or zinc less than 5x the method blank contamination were flagged, "B".	LCG Table 7 <5x = B
23. Was a field blank collected and analyzed?	✓			FWGEQUIPRinse3-611-GW.	
24. Were target analytes reported in the field blank analyses <1/2 the MRL?		✓		Potassium was detected at 151ug/L with an RL of 1000 ug/L. The contamination was less than ½ MRL; therefore no qualifications were made.	<5x=B
25. Was a LCS prepared and analyzed with each batch?	✓				LCG Table 7
26. Were the LCS recoveries within limits specified in LCG Appendix C?	✓				LCG Appendix C >UL=J; 60%-LL= J/UJ; <60%=J/R
27. Was a MS prepared with each batch?	✓				LCG Table 7
28. Was the MS and Lab Duplicate parent sample a Ravenna sample?	✓			Sample FWGLL12mw-128c-0590-GF was the parent.	
29. Were the MS recoveries within 75-125%?	✓			Iron was not evaluated as the sample concentration was greater than four times the spiking level.	LCG Table 7 >125% = J 30% - 75% = J/UJ <30% = J/R
30. Was the lab sample duplicate RPD ≤20%?		✓		The RPDs for selenium and vanadium were 200%. Samples FWGLL12mw-242c-0597-GF and FWGLL12mw-113c-0589-GF had the vanadium results qualified estimated "J".	LCG Table 7 >20% = J
31. Was a Post Digestion Spike analyzed as needed? Were results within 75-125%?			✓		LCG Table 7 >125%=J; 30-75%=J/UJ; <30%=R

Project Number: 030240.0006.05
Sample Event: January 2008
Data Reviewer/Date: Angye Dragotta/ March 11, 2008

SDG: A8A310102 R0
Analysis: SW846 6010B/6020

Review Questions:	Yes	No	N/A	Comments	Qual/Criteria
32. Was a serial dilution performed as needed?	✓				
33. Was the 4 fold dilution within ± 10% of the original result?	✓				LCG Table 7 >10%=J
34. Was a field duplicate analyzed? Were the RPDs ± 30%?		✓		FWGLL12mw-DUP4-0604-GF was a field duplicate for FWGLL12mw-245C-0600-GF. The Aluminum RPD was 37%. The Arsenic RPD was 70.4%. The Iron RPD was 39%. The results were qualified estimated "J".	QAPP Table 3-2 >30% = J
35. Were sample concentrations within calibration range?	✓			ADR checked section.	
36. Were laboratory-generated Quality Control Exception Reports issued? If yes, summarize contents.		✓			
37. Were lab comments included in report? If yes, summarize contents.	✓			See narrative.	

References:

Louisville Chemistry Guidelines (LCG), USACE June 2002 version 5; Section I "Chemical Analysis Criteria" Table 7 and Attachment A "Data Validation Guidelines:

Final Quality Assurance Project Plan (QAPP) Addendum for the Facility-Wide Groundwater Monitoring Program Ravenna Army Ammunition Plant, Ravenna, OH, Portage Environmental September 2004

Additional Comments:

Ravenna, OH Data Review Checklist

Project Number: 030240.0006.05
Sample Event: January 2008
Data Reviewer/Date: Angye Dragotta/ March 11, 2008

SDG: A8A310102 R0
Analysis: SW846 7470A

Review Questions:	Yes	No	N/A	Comments	Qual/Criteria
1. Did Chain-of-Custody information agree with laboratory report?	✓			COC#: 117215,336181,117232 and 117214;	
2. Were samples preserved properly and received in good condition?	✓			Sample coolers were received between 0.2 and 5.2°C. Upon receipt, it was documented by the laboratory, that the samples were not frozen and received in good condition. No qualifications were made to sample results based on temperatures less than 2°C.	QAPP Table 4-2
3. Were holding times met?	✓			Samples collected 1/29/08 and 1/30/08, digested on 2/1/08, analyzed on 2/6/08.	QAPP Table 4-2 J/UJ/R
4. Were sample storage requirements met?	✓				QAPP Table 4-2
5. Were QAPP specified RLs achieved?	✓				QAPP Table 3.8
6. Were all QAPP-specified target analytes reported?	✓				QAPP Table 3-8
7. Did the initial calibration curve range include 5 standards and a blank?	✓				LCG Table 9 R
8. Was the correlation coefficient ≥ 0.995 for Hg?	✓			R = 0.999846	LCG Table 9 R<0.995=J/R
9. Was a MDL Level Verification performed once per quarter with all target analytes detected?	✓				LCG Table 9 R
10. Was a MRL Level Verification performed at the beginning of every daily analytical sequence with 70-130%?	✓			2/6/08@0840	LCG Table 9 >130%=J; 70-65%=J/UJ; <65%=J/R
11. Was the ICV analyzed after the ICAL but before samples with recoveries between 80-120%?	✓			2/6/08@0837	LCG Table 9 >120%=J; 80-75%=J/UJ; <75%=J/R
12. Was the ICB analyzed after the ICAL with results <1/2 the MRL?	✓				LCG Table 9 <5x = U
13. Were the CCVs analyzed every 10 samples and at the end of the analytical sequence?	✓				LCG Table 9
14. Were CCV results within 80 to 120%?	✓				LCG Table 9 >120%=J; 80-75%=J/UJ; <75%=J/R

Ravenna, OH Data Review Checklist

Project Number: 030240.0006.05
Sample Event: January 2008
Data Reviewer/Date: Angye Dragotta/ March 11, 2008

SDG: A8A310102 R0
Analysis: SW846 7470A

Review Questions:	Yes	No	N/A	Comments	Qual/Criteria
15. Were the CCBs analyzed every 10 samples and at the end of the analytical sequence? Were results <1/2 the MRL?	✓			No qualifications were made due to negative blanks greater than ½ MRL, since the LCG doesn't specifically address negative blank values.	LCG Table 9 <5x = U
16. Was a method blank prepared and analyzed with each batch?	✓				LCG Table 9
17. Were target analytes detected in the method blank <1/2 the MRL?	✓				LCG Table 9 <5x = B
18. Was a field blank collected and analyzed?	✓			FWGEQUIPRinse3-611-GW.	
19. Were target analytes reported in the field blank analyses at <1/2 the MRL?	✓				<5x=B
20. Was a LCS prepared and analyzed with each batch?	✓				LCG Table 9
21. Were the LCS recoveries within 80-120%?	✓				LCG Table 9 J>120%=J; 50-79%=J/UJ; <50%=R
22. Was a MS prepared with each batch?	✓				LCG Table 9
23. Was the MS and Lab Duplicate parent sample a Ravenna sample?	✓			Sample FWGLL12mw-128c-0590-GF was the parent.	
24. Were the MS recoveries within 80-120%?	✓				LCG Table 9 >125% = J 30% - 75% = J/UJ <30% = J/R
25. Was the Matrix Duplicate RPD ± 20%?	✓				LCG Table 9 >20% = J
26. Was a field duplicate analyzed? Were the RPDs ± 30%?	✓			FWGLL12mw-DUP4-0604-GF was a field duplicate for FWGLL12mw-245C-0600-GF.	QAPP Table 3-2
27. Were sample concentrations within calibration range?	✓				
28. Were laboratory-generated Quality Control Exception Reports issued? If yes, summarize contents.		✓			

Ravenna, OH Data Review Checklist

Project Number: 030240.0006.05
Sample Event: January 2008
Data Reviewer/Date: Angye Dragotta/ March 11, 2008

SDG: A8A310102 R0
Analysis: SW846 7470A

Review Questions:	Yes	No	N/A	Comments	Qual/Criteria
29. Were lab comments included in report? If yes, summarize contents.		✓			

References:

Louisville Chemistry Guidelines (LCG), USACE June 2002 version 5; Section I "Chemical Analysis Criteria" Table 9 and Attachment A "Data Validation Guidelines:

Final Quality Assurance Project Plan (QAPP) Addendum for the Facility-Wide Groundwater Monitoring Program Ravenna Army Ammunition Plant, Ravenna, OH, Portage Environmental September 2004

Additional Comments:

Environmental Quality Mgt., Inc.

Client Sample ID: FWGLL12mw-245C-0600-GF

TOTAL Metals

Lot-Sample #...: A8A310102-002 **Matrix.....:** WG
Date Sampled...: 01/30/08 09:10 **Date Received..:** 01/31/08

PARAMETER	RESULT	REPORTING LIMIT	UNITS	METHOD	PREPARATION-ANALYSIS DATE	WORK ORDER #
Prep Batch #...: 8032013						
Silver	ND	5.0	ug/L	SW846 6010B	02/01/08	KGCKX1AM
		Dilution Factor: 1		Analysis Time..: 14:28	Analyst ID.....: 001644	
		Instrument ID..: I5		MDL.....: 2.2		
Aluminum	**27.6 B**	**50.0**	**ug/L**	**SW846 6020**	**02/01-02/06/08**	**KGCKX1AA**
		Dilution Factor: 1		Analysis Time..: 13:32	Analyst ID.....: 002260	
		Instrument ID..: I8		MDL.....: 19.0		
Arsenic	**24.4**	**5.0**	**ug/L**	**SW846 6010B**	**02/01/08**	**KGCKX1AJ**
		Dilution Factor: 1		Analysis Time..: 14:28	Analyst ID.....: 001644	
		Instrument ID..: I5		MDL.....: 3.2		
Barium	**32.6 J**	**10.0**	**ug/L**	**SW846 6010B**	**02/01/08**	**KGCKX1AN**
		Dilution Factor: 1		Analysis Time..: 14:28	Analyst ID.....: 001644	
		Instrument ID..: I5		MDL.....: 0.67		
Beryllium	ND	1.0	ug/L	SW846 6020	02/01-02/06/08	KGCKX1AC
		Dilution Factor: 1		Analysis Time..: 13:32	Analyst ID.....: 002260	
		Instrument ID..: I8		MDL.....: 0.20		
Calcium	**150000 J**	**1000**	**ug/L**	**SW846 6010B**	**02/01/08**	**KGCKX1AP**
		Dilution Factor: 1		Analysis Time..: 14:28	Analyst ID.....: 001644	
		Instrument ID..: I5		MDL.....: 130		
Cadmium	ND	0.50	ug/L	SW846 6020	02/01-02/06/08	KGCKX1AD
		Dilution Factor: 1		Analysis Time..: 13:32	Analyst ID.....: 002260	
		Instrument ID..: I8		MDL.....: 0.13		
Cobalt	ND	5.0	ug/L	SW846 6010B	02/01/08	KGCKX1AQ
		Dilution Factor: 1		Analysis Time..: 14:28	Analyst ID.....: 001644	
		Instrument ID..: I5		MDL.....: 1.7		
Chromium	ND	5.0	ug/L	SW846 6010B	02/01/08	KGCKX1AR
		Dilution Factor: 1		Analysis Time..: 14:28	Analyst ID.....: 001644	
		Instrument ID..: I5		MDL.....: 2.2		
Copper	ND	5.0	ug/L	SW846 6010B	02/01/08	KGCKX1AT
		Dilution Factor: 1		Analysis Time..: 14:28	Analyst ID.....: 001644	
		Instrument ID..: I5		MDL.....: 4.5		

(Continued on next page)

Environmental Quality Mgt., Inc.

Client Sample ID: FWGLL12mw-245C-0600-GF

TOTAL Metals

Lot-Sample #...: A8A310102-002 **Matrix.....:** WG

PARAMETER	RESULT	REPORTING LIMIT	UNITS	METHOD	PREPARATION-ANALYSIS DATE	WORK ORDER #
Iron	**1670 J**	**50.0**	**ug/L**	**SW846 6020**	**02/01-02/06/08**	**KGCKX1AE**
		Dilution Factor: 1		Analysis Time..: 13:32	Analyst ID.....: 002260	
		Instrument ID..: I8		MDL.....: 26.0		
Mercury	ND	0.20	ug/L	SW846 7470A	02/01-02/06/08	KGCKX1A2
		Dilution Factor: 1		Analysis Time..: 10:05	Analyst ID.....: 001086	
		Instrument ID..: H4		MDL.....: 0.12		
Potassium	**3640 J**	**1000**	**ug/L**	**SW846 6010B**	**02/01/08**	**KGCKX1AU**
		Dilution Factor: 1		Analysis Time..: 14:28	Analyst ID.....: 001644	
		Instrument ID..: I5		MDL.....: 72.0		
Magnesium	**72100 J**	**1000**	**ug/L**	**SW846 6010B**	**02/01/08**	**KGCKX1AV**
		Dilution Factor: 1		Analysis Time..: 14:28	Analyst ID.....: 001644	
		Instrument ID..: I5		MDL.....: 34.0		
Manganese	**301 J**	**10.0**	**ug/L**	**SW846 6010B**	**02/01/08**	**KGCKX1AW**
		Dilution Factor: 1		Analysis Time..: 14:28	Analyst ID.....: 001644	
		Instrument ID..: I5		MDL.....: 0.41		
Sodium	**24000**	**1000**	**ug/L**	**SW846 6010B**	**02/01/08**	**KGCKX1AX**
		Dilution Factor: 1		Analysis Time..: 14:28	Analyst ID.....: 001644	
		Instrument ID..: I5		MDL.....: 590		
Nickel	ND	10.0	ug/L	SW846 6010B	02/01/08	KGCKX1A0
		Dilution Factor: 1		Analysis Time..: 14:28	Analyst ID.....: 001644	
		Instrument ID..: I5		MDL.....: 3.2		
Lead	ND	3.0	ug/L	SW846 6010B	02/01/08	KGCKX1AK
		Dilution Factor: 1		Analysis Time..: 14:28	Analyst ID.....: 001644	
		Instrument ID..: I5		MDL.....: 1.9		
Antimony	ND	2.0	ug/L	SW846 6020	02/01-02/06/08	KGCKX1AF
		Dilution Factor: 1		Analysis Time..: 13:32	Analyst ID.....: 002260	
		Instrument ID..: I8		MDL.....: 0.13		
Selenium	ND	5.0	ug/L	SW846 6010B	02/01/08	KGCKX1AL
		Dilution Factor: 1		Analysis Time..: 14:28	Analyst ID.....: 001644	
		Instrument ID..: I5		MDL.....: 4.1		

(Continued on next page)

Environmental Quality Mgt., Inc.

Client Sample ID: FWGLL12mw-245C-0600-GF

TOTAL Metals

Lot-Sample #...: A8A310102-002 **Matrix.....:** WG

PARAMETER	RESULT	REPORTING LIMIT	UNITS	METHOD	PREPARATION-ANALYSIS DATE	WORK ORDER #
Thallium	ND	1.0	ug/L	SW846 6020	02/01-02/06/08	KGCKX1AH
		Dilution Factor: 1		Analysis Time..: 13:32	Analyst ID.....: 002260	
		Instrument ID..: I8		MDL.....: 0.14		
Vanadium	ND	10.0	ug/L	SW846 6010B	02/01/08	KGCKX1A1
		Dilution Factor: 1		Analysis Time..: 14:28	Analyst ID.....: 001644	
		Instrument ID..: I5		MDL.....: 0.64		
Zinc	**2.5 B,J**	**10.0**	**ug/L**	**SW846 6020**	**02/01-02/06/08**	**KGCKX1AG**
		Dilution Factor: 1		Analysis Time..: 13:32	Analyst ID.....: 002260	
		Instrument ID..: I8		MDL.....: 2.3		

NOTE(S):

B Estimated result. Result is less than RL.

J Method blank contamination. The associated method blank contains the target analyte at a reportable level.

Environmental Quality Mgt., Inc.

Client Sample ID: FWGLL12mw-DUP4-0604-GF

TOTAL Metals

Lot-Sample #...: A8A310102-004 **Matrix.....:** WG
Date Sampled...: 01/30/08 09:10 **Date Received..:** 01/31/08

PARAMETER	RESULT	REPORTING LIMIT	UNITS	METHOD	PREPARATION-ANALYSIS DATE	WORK ORDER #
Prep Batch #...: 8032013						
Silver	ND	5.0	ug/L	SW846 6010B	02/01/08	KGCK41AQ
		Dilution Factor: 1		Analysis Time..: 14:33	Analyst ID.....: 001644	
		Instrument ID..: I5		MDL.....: 2.2		
Aluminum	**40.3 B**	**50.0**	**ug/L**	**SW846 6020**	**02/01-02/06/08**	**KGCK41AE**
		Dilution Factor: 1		Analysis Time..: 13:47	Analyst ID.....: 002260	
		Instrument ID..: I8		MDL.....: 19.0		
Arsenic	**11.7**	**5.0**	**ug/L**	**SW846 6010B**	**02/01/08**	**KGCK41AM**
		Dilution Factor: 1		Analysis Time..: 14:33	Analyst ID.....: 001644	
		Instrument ID..: I5		MDL.....: 3.2		
Barium	**28.8 J**	**10.0**	**ug/L**	**SW846 6010B**	**02/01/08**	**KGCK41AR**
		Dilution Factor: 1		Analysis Time..: 14:33	Analyst ID.....: 001644	
		Instrument ID..: I5		MDL.....: 0.67		
Beryllium	ND	1.0	ug/L	SW846 6020	02/01-02/06/08	KGCK41AF
		Dilution Factor: 1		Analysis Time..: 13:47	Analyst ID.....: 002260	
		Instrument ID..: I8		MDL.....: 0.20		
Calcium	**119000 J**	**1000**	**ug/L**	**SW846 6010B**	**02/01/08**	**KGCK41AT**
		Dilution Factor: 1		Analysis Time..: 14:33	Analyst ID.....: 001644	
		Instrument ID..: I5		MDL.....: 130		
Cadmium	ND	0.50	ug/L	SW846 6020	02/01-02/06/08	KGCK41AG
		Dilution Factor: 1		Analysis Time..: 13:47	Analyst ID.....: 002260	
		Instrument ID..: I8		MDL.....: 0.13		
Cobalt	ND	5.0	ug/L	SW846 6010B	02/01/08	KGCK41AU
		Dilution Factor: 1		Analysis Time..: 14:33	Analyst ID.....: 001644	
		Instrument ID..: I5		MDL.....: 1.7		
Chromium	ND	5.0	ug/L	SW846 6010B	02/01/08	KGCK41AV
		Dilution Factor: 1		Analysis Time..: 14:33	Analyst ID.....: 001644	
		Instrument ID..: I5		MDL.....: 2.2		
Copper	ND	5.0	ug/L	SW846 6010B	02/01/08	KGCK41AW
		Dilution Factor: 1		Analysis Time..: 14:33	Analyst ID.....: 001644	
		Instrument ID..: I5		MDL.....: 4.5		

(Continued on next page)

Environmental Quality Mgt., Inc.

Client Sample ID: FWGLL12mw-DUP4-0604-GF

TOTAL Metals

Lot-Sample #...: A8A310102-004 Matrix.....: WG

PARAMETER	RESULT	REPORTING LIMIT	UNITS	METHOD	PREPARATION-ANALYSIS DATE	WORK ORDER #
Iron	**1120 J**	**50.0**	**ug/L**	**SW846 6020**	**02/01-02/06/08**	**KGCK41AH**
		Dilution Factor: 1		Analysis Time..: 13:47	Analyst ID.....: 002260	
		Instrument ID..: I8		MDL.....: 26.0		
Mercury	ND	0.20	ug/L	SW846 7470A	02/01-02/06/08	KGCK41AD
		Dilution Factor: 1		Analysis Time..: 10:01	Analyst ID.....: 001086	
		Instrument ID..: H4		MDL.....: 0.12		
Potassium	**3010 J**	**1000**	**ug/L**	**SW846 6010B**	**02/01/08**	**KGCK41AX**
		Dilution Factor: 1		Analysis Time..: 14:33	Analyst ID.....: 001644	
		Instrument ID..: I5		MDL.....: 72.0		
Magnesium	**57900 J**	**1000**	**ug/L**	**SW846 6010B**	**02/01/08**	**KGCK41A0**
		Dilution Factor: 1		Analysis Time..: 14:33	Analyst ID.....: 001644	
		Instrument ID..: I5		MDL.....: 34.0		
Manganese	**259 J**	**10.0**	**ug/L**	**SW846 6010B**	**02/01/08**	**KGCK41A1**
		Dilution Factor: 1		Analysis Time..: 14:33	Analyst ID.....: 001644	
		Instrument ID..: I5		MDL.....: 0.41		
Sodium	**19800**	**1000**	**ug/L**	**SW846 6010B**	**02/01/08**	**KGCK41A2**
		Dilution Factor: 1		Analysis Time..: 14:33	Analyst ID.....: 001644	
		Instrument ID..: I5		MDL.....: 590		
Nickel	ND	10.0	ug/L	SW846 6010B	02/01/08	KGCK41AA
		Dilution Factor: 1		Analysis Time..: 14:33	Analyst ID.....: 001644	
		Instrument ID..: I5		MDL.....: 3.2		
Lead	ND	3.0	ug/L	SW846 6010B	02/01/08	KGCK41AN
		Dilution Factor: 1		Analysis Time..: 14:33	Analyst ID.....: 001644	
		Instrument ID..: I5		MDL.....: 1.9		
Antimony	ND	2.0	ug/L	SW846 6020	02/01-02/06/08	KGCK41AJ
		Dilution Factor: 1		Analysis Time..: 13:47	Analyst ID.....: 002260	
		Instrument ID..: I8		MDL.....: 0.13		
Selenium	ND	5.0	ug/L	SW846 6010B	02/01/08	KGCK41AP
		Dilution Factor: 1		Analysis Time..: 14:33	Analyst ID.....: 001644	
		Instrument ID..: I5		MDL.....: 4.1		

(Continued on next page)

Environmental Quality Mgt., Inc.

Client Sample ID: FWGLL12mw-DUP4-0604-GF

TOTAL Metals

Lot-Sample #...: A8A310102-004 Matrix.....: WG

PARAMETER	RESULT	REPORTING LIMIT	UNITS	METHOD	PREPARATION-ANALYSIS DATE	WORK ORDER #
Thallium	ND	1.0	ug/L	SW846 6020	02/01-02/06/08	KGCK41AL
		Dilution Factor: 1		Analysis Time..: 13:47	Analyst ID.....: 002260	
		Instrument ID..: I8		MDL.....: 0.14		
Vanadium	ND	10.0	ug/L	SW846 6010B	02/01/08	KGCK41AC
		Dilution Factor: 1		Analysis Time..: 14:33	Analyst ID.....: 001644	
		Instrument ID..: I5		MDL.....: 0.64		
Zinc	**5.2 B,J**	**10.0**	**ug/L**	**SW846 6020**	**02/01-02/06/08**	**KGCK41AK**
		Dilution Factor: 1		Analysis Time..: 13:47	Analyst ID.....: 002260	
		Instrument ID..: I8		MDL.....: 2.3		

NOTE(S):

B Estimated result. Result is less than RL.

J Method blank contamination. The associated method blank contains the target analyte at a reportable level.

Environmental Quality Mgt., Inc.

Client Sample ID: FWGLL12mw-185C-0593-GF

TOTAL Metals

Lot-Sample #...: A8A310102-006 **Matrix.....:** WG
Date Sampled...: 01/30/08 11:45 **Date Received..:** 01/31/08

PARAMETER	RESULT	REPORTING LIMIT	UNITS	METHOD	PREPARATION-ANALYSIS DATE	WORK ORDER #
Prep Batch #...: 8032013						
Silver	ND	5.0	ug/L	SW846 6010B	02/01/08	KGCK91AQ
		Dilution Factor: 1		Analysis Time..: 14:38	Analyst ID.....: 001644	
		Instrument ID..: I5		MDL.....: 2.2		
Aluminum	ND	50.0	ug/L	SW846 6020	02/01-02/06/08	KGCK91AE
		Dilution Factor: 1		Analysis Time..: 13:51	Analyst ID.....: 002260	
		Instrument ID..: I8		MDL.....: 19.0		
Arsenic	ND	5.0	ug/L	SW846 6010B	02/01/08	KGCK91AM
		Dilution Factor: 1		Analysis Time..: 14:38	Analyst ID.....: 001644	
		Instrument ID..: I5		MDL.....: 3.2		
Barium	**57.2 J**	**10.0**	**ug/L**	**SW846 6010B**	**02/01/08**	**KGCK91AR**
		Dilution Factor: 1		Analysis Time..: 14:38	Analyst ID.....: 001644	
		Instrument ID..: I5		MDL.....: 0.67		
Beryllium	ND	1.0	ug/L	SW846 6020	02/01-02/06/08	KGCK91AF
		Dilution Factor: 1		Analysis Time..: 13:51	Analyst ID.....: 002260	
		Instrument ID..: I8		MDL.....: 0.20		
Calcium	**714000 J**	**5000**	**ug/L**	**SW846 6010B**	**02/01-02/04/08**	**KGCK91AT**
		Dilution Factor: 5		Analysis Time..: 10:11	Analyst ID.....: 001644	
		Instrument ID..: I5		MDL.....: 650		
Cadmium	**0.24 B**	**0.50**	**ug/L**	**SW846 6020**	**02/01-02/06/08**	**KGCK91AG**
		Dilution Factor: 1		Analysis Time..: 13:51	Analyst ID.....: 002260	
		Instrument ID..: I8		MDL.....: 0.13		
Cobalt	**2.6 B**	**5.0**	**ug/L**	**SW846 6010B**	**02/01/08**	**KGCK91AU**
		Dilution Factor: 1		Analysis Time..: 14:38	Analyst ID.....: 001644	
		Instrument ID..: I5		MDL.....: 1.7		
Chromium	ND	5.0	ug/L	SW846 6010B	02/01/08	KGCK91AV
		Dilution Factor: 1		Analysis Time..: 14:38	Analyst ID.....: 001644	
		Instrument ID..: I5		MDL.....: 2.2		
Copper	ND	5.0	ug/L	SW846 6010B	02/01/08	KGCK91AW
		Dilution Factor: 1		Analysis Time..: 14:38	Analyst ID.....: 001644	
		Instrument ID..: I5		MDL.....: 4.5		

(Continued on next page)

Environmental Quality Mgt., Inc.

Client Sample ID: FWGLL12mw-185C-0593-GF

TOTAL Metals

Lot-Sample #...: A8A310102-006 **Matrix.....:** WG

PARAMETER	RESULT	REPORTING LIMIT	UNITS	METHOD	PREPARATION-ANALYSIS DATE	WORK ORDER #
Iron	ND	50.0	ug/L	SW846 6020	02/01-02/06/08	KGCK91AH
		Dilution Factor: 1		Analysis Time..: 13:51	Analyst ID.....: 002260	
		Instrument ID..: I8		MDL.....: 26.0		
Mercury	ND	0.20	ug/L	SW846 7470A	02/01-02/06/08	KGCK91AD
		Dilution Factor: 1		Analysis Time..: 10:03	Analyst ID.....: 001086	
		Instrument ID..: H4		MDL.....: 0.12		
Potassium	**9220 J**	**1000**	**ug/L**	**SW846 6010B**	**02/01/08**	**KGCK91AX**
		Dilution Factor: 1		Analysis Time..: 14:38	Analyst ID.....: 001644	
		Instrument ID..: I5		MDL.....: 72.0		
Magnesium	**304000 J**	**1000**	**ug/L**	**SW846 6010B**	**02/01/08**	**KGCK91A0**
		Dilution Factor: 1		Analysis Time..: 14:38	Analyst ID.....: 001644	
		Instrument ID..: I5		MDL.....: 34.0		
Manganese	**1780 J**	**10.0**	**ug/L**	**SW846 6010B**	**02/01/08**	**KGCK91A1**
		Dilution Factor: 1		Analysis Time..: 14:38	Analyst ID.....: 001644	
		Instrument ID..: I5		MDL.....: 0.41		
Sodium	**58300**	**1000**	**ug/L**	**SW846 6010B**	**02/01/08**	**KGCK91A2**
		Dilution Factor: 1		Analysis Time..: 14:38	Analyst ID.....: 001644	
		Instrument ID..: I5		MDL.....: 590		
Nickel	**6.9 B**	**10.0**	**ug/L**	**SW846 6010B**	**02/01/08**	**KGCK91AA**
		Dilution Factor: 1		Analysis Time..: 14:38	Analyst ID.....: 001644	
		Instrument ID..: I5		MDL.....: 3.2		
Lead	ND	3.0	ug/L	SW846 6010B	02/01/08	KGCK91AN
		Dilution Factor: 1		Analysis Time..: 14:38	Analyst ID.....: 001644	
		Instrument ID..: I5		MDL.....: 1.9		
Antimony	ND	2.0	ug/L	SW846 6020	02/01-02/06/08	KGCK91AJ
		Dilution Factor: 1		Analysis Time..: 13:51	Analyst ID.....: 002260	
		Instrument ID..: I8		MDL.....: 0.13		
Selenium	ND	5.0	ug/L	SW846 6010B	02/01/08	KGCK91AP
		Dilution Factor: 1		Analysis Time..: 14:38	Analyst ID.....: 001644	
		Instrument ID..: I5		MDL.....: 4.1		

(Continued on next page)

Environmental Quality Mgt., Inc.

Client Sample ID: FWGLL12mw-185C-0593-GF

TOTAL Metals

Lot-Sample #...: A8A310102-006 **Matrix.....:** WG

PARAMETER	RESULT	REPORTING LIMIT	UNITS	METHOD	PREPARATION-ANALYSIS DATE	WORK ORDER #
Thallium	ND	1.0	ug/L	SW846 6020	02/01-02/06/08	KGCK91AL
		Dilution Factor: 1		Analysis Time..: 13:51	Analyst ID.....: 002260	
		Instrument ID..: I8		MDL.....: 0.14		
Vanadium	ND	10.0	ug/L	SW846 6010B	02/01/08	KGCK91AC
		Dilution Factor: 1		Analysis Time..: 14:38	Analyst ID.....: 001644	
		Instrument ID..: I5		MDL.....: 0.64		
Zinc	**5.3 B,J**	**10.0**	**ug/L**	**SW846 6020**	**02/01-02/06/08**	**KGCK91AK**
		Dilution Factor: 1		Analysis Time..: 13:51	Analyst ID.....: 002260	
		Instrument ID..: I8		MDL.....: 2.3		

NOTE(S):

J Method blank contamination. The associated method blank contains the target analyte at a reportable level.

B Estimated result. Result is less than RL.

Environmental Quality Mgt., Inc.

Client Sample ID: FWGLL12mw-244C-0599-GF

TOTAL Metals

Lot-Sample #...: A8A310102-008 **Matrix.....:** WG
Date Sampled...: 01/30/08 13:20 **Date Received..:** 01/31/08

PARAMETER	RESULT	REPORTING LIMIT	UNITS	METHOD	PREPARATION-ANALYSIS DATE	WORK ORDER #
Prep Batch #...: 8032013						
Silver	ND	5.0	ug/L	SW846 6010B	02/01/08	KGCLF1AQ
		Dilution Factor: 1		Analysis Time..: 14:43	Analyst ID.....: 001644	
		Instrument ID..: I5		MDL.....: 2.2		
Aluminum	**83.5**	**50.0**	**ug/L**	**SW846 6020**	**02/01-02/06/08**	**KGCLF1AE**
		Dilution Factor: 1		Analysis Time..: 13:55	Analyst ID.....: 002260	
		Instrument ID..: I8		MDL.....: 19.0		
Arsenic	**7.5**	**5.0**	**ug/L**	**SW846 6010B**	**02/01/08**	**KGCLF1AM**
		Dilution Factor: 1		Analysis Time..: 14:43	Analyst ID.....: 001644	
		Instrument ID..: I5		MDL.....: 3.2		
Barium	**98.9 J**	**10.0**	**ug/L**	**SW846 6010B**	**02/01/08**	**KGCLF1AR**
		Dilution Factor: 1		Analysis Time..: 14:43	Analyst ID.....: 001644	
		Instrument ID..: I5		MDL.....: 0.67		
Beryllium	ND	1.0	ug/L	SW846 6020	02/01-02/06/08	KGCLF1AF
		Dilution Factor: 1		Analysis Time..: 13:55	Analyst ID.....: 002260	
		Instrument ID..: I8		MDL.....: 0.20		
Calcium	**79700 J**	**1000**	**ug/L**	**SW846 6010B**	**02/01/08**	**KGCLF1AT**
		Dilution Factor: 1		Analysis Time..: 14:43	Analyst ID.....: 001644	
		Instrument ID..: I5		MDL.....: 130		
Cadmium	ND	0.50	ug/L	SW846 6020	02/01-02/06/08	KGCLF1AG
		Dilution Factor: 1		Analysis Time..: 13:55	Analyst ID.....: 002260	
		Instrument ID..: I8		MDL.....: 0.13		
Cobalt	ND	5.0	ug/L	SW846 6010B	02/01/08	KGCLF1AU
		Dilution Factor: 1		Analysis Time..: 14:43	Analyst ID.....: 001644	
		Instrument ID..: I5		MDL.....: 1.7		
Chromium	ND	5.0	ug/L	SW846 6010B	02/01/08	KGCLF1AV
		Dilution Factor: 1		Analysis Time..: 14:43	Analyst ID.....: 001644	
		Instrument ID..: I5		MDL.....: 2.2		
Copper	ND	5.0	ug/L	SW846 6010B	02/01/08	KGCLF1AW
		Dilution Factor: 1		Analysis Time..: 14:43	Analyst ID.....: 001644	
		Instrument ID..: I5		MDL.....: 4.5		

(Continued on next page)

Environmental Quality Mgt., Inc.

Client Sample ID: FWGLL12mw-244C-0599-GF

TOTAL Metals

Lot-Sample #...: A8A310102-008 **Matrix.....:** WG

PARAMETER	RESULT	REPORTING LIMIT	UNITS	METHOD	PREPARATION-ANALYSIS DATE	WORK ORDER #
Iron	**332 J**	**50.0**	**ug/L**	**SW846 6020**	**02/01-02/06/08**	**KGCLF1AH**
		Dilution Factor: 1		Analysis Time..: 13:55	Analyst ID.....: 002260	
		Instrument ID..: I8		MDL.....: 26.0		
Mercury	ND	0.20	ug/L	SW846 7470A	02/01-02/06/08	KGCLF1AD
		Dilution Factor: 1		Analysis Time..: 10:15	Analyst ID.....: 001086	
		Instrument ID..: H4		MDL.....: 0.12		
Potassium	**2190 J**	**1000**	**ug/L**	**SW846 6010B**	**02/01/08**	**KGCLF1AX**
		Dilution Factor: 1		Analysis Time..: 14:43	Analyst ID.....: 001644	
		Instrument ID..: I5		MDL.....: 72.0		
Magnesium	**25100 J**	**1000**	**ug/L**	**SW846 6010B**	**02/01/08**	**KGCLF1A0**
		Dilution Factor: 1		Analysis Time..: 14:43	Analyst ID.....: 001644	
		Instrument ID..: I5		MDL.....: 34.0		
Manganese	**115 J**	**10.0**	**ug/L**	**SW846 6010B**	**02/01/08**	**KGCLF1A1**
		Dilution Factor: 1		Analysis Time..: 14:43	Analyst ID.....: 001644	
		Instrument ID..: I5		MDL.....: 0.41		
Sodium	**9120**	**1000**	**ug/L**	**SW846 6010B**	**02/01/08**	**KGCLF1A2**
		Dilution Factor: 1		Analysis Time..: 14:43	Analyst ID.....: 001644	
		Instrument ID..: I5		MDL.....: 590		
Nickel	ND	10.0	ug/L	SW846 6010B	02/01/08	KGCLF1AA
		Dilution Factor: 1		Analysis Time..: 14:43	Analyst ID.....: 001644	
		Instrument ID..: I5		MDL.....: 3.2		
Lead	ND	3.0	ug/L	SW846 6010B	02/01/08	KGCLF1AN
		Dilution Factor: 1		Analysis Time..: 14:43	Analyst ID.....: 001644	
		Instrument ID..: I5		MDL.....: 1.9		
Antimony	**0.34 B**	**2.0**	**ug/L**	**SW846 6020**	**02/01-02/06/08**	**KGCLF1AJ**
		Dilution Factor: 1		Analysis Time..: 13:55	Analyst ID.....: 002260	
		Instrument ID..: I8		MDL.....: 0.13		
Selenium	ND	5.0	ug/L	SW846 6010B	02/01/08	KGCLF1AP
		Dilution Factor: 1		Analysis Time..: 14:43	Analyst ID.....: 001644	
		Instrument ID..: I5		MDL.....: 4.1		

(Continued on next page)

Environmental Quality Mgt., Inc.

Client Sample ID: FWGLL12mw-244C-0599-GF

TOTAL Metals

Lot-Sample #...: A8A310102-008 **Matrix.....:** WG

PARAMETER	RESULT	REPORTING LIMIT	UNITS	METHOD	PREPARATION-ANALYSIS DATE	WORK ORDER #
Thallium	ND	1.0	ug/L	SW846 6020	02/01-02/06/08	KGCLF1AL
		Dilution Factor: 1		Analysis Time..: 13:55	Analyst ID.....: 002260	
		Instrument ID..: I8		MDL.....: 0.14		
Vanadium	ND	10.0	ug/L	SW846 6010B	02/01/08	KGCLF1AC
		Dilution Factor: 1		Analysis Time..: 14:43	Analyst ID.....: 001644	
		Instrument ID..: I5		MDL.....: 0.64		
Zinc	**3.0 B,J**	**10.0**	**ug/L**	**SW846 6020**	**02/01-02/06/08**	**KGCLF1AK**
		Dilution Factor: 1		Analysis Time..: 13:55	Analyst ID.....: 002260	
		Instrument ID..: I8		MDL.....: 2.3		

NOTE(S):

J Method blank contamination. The associated method blank contains the target analyte at a reportable level.

B Estimated result. Result is less than RL.

Environmental Quality Mgt., Inc.

Client Sample ID: FWGLL12mw-246C-0566-GF

TOTAL Metals

Lot-Sample #...: A8A310102-010 **Matrix.....:** WG
Date Sampled...: 01/30/08 15:30 **Date Received..:** 01/31/08

PARAMETER	RESULT	REPORTING LIMIT	UNITS	METHOD	PREPARATION-ANALYSIS DATE	WORK ORDER #
Prep Batch #...: 8032013						
Silver	ND	5.0	ug/L	SW846 6010B	02/01/08	KGCLL1AQ
		Dilution Factor: 1		Analysis Time..: 15:04	Analyst ID.....: 001644	
		Instrument ID..: I5		MDL.....: 2.2		
Aluminum	ND	50.0	ug/L	SW846 6020	02/01-02/06/08	KGCLL1AE
		Dilution Factor: 1		Analysis Time..: 13:59	Analyst ID.....: 002260	
		Instrument ID..: I8		MDL.....: 19.0		
Arsenic	**32.7**	**5.0**	**ug/L**	**SW846 6010B**	**02/01/08**	**KGCLL1AM**
		Dilution Factor: 1		Analysis Time..: 15:04	Analyst ID.....: 001644	
		Instrument ID..: I5		MDL.....: 3.2		
Barium	**40.6 J**	**10.0**	**ug/L**	**SW846 6010B**	**02/01/08**	**KGCLL1AR**
		Dilution Factor: 1		Analysis Time..: 15:04	Analyst ID.....: 001644	
		Instrument ID..: I5		MDL.....: 0.67		
Beryllium	ND	1.0	ug/L	SW846 6020	02/01-02/06/08	KGCLL1AF
		Dilution Factor: 1		Analysis Time..: 13:59	Analyst ID.....: 002260	
		Instrument ID..: I8		MDL.....: 0.20		
Calcium	**103000 J**	**1000**	**ug/L**	**SW846 6010B**	**02/01/08**	**KGCLL1AT**
		Dilution Factor: 1		Analysis Time..: 15:04	Analyst ID.....: 001644	
		Instrument ID..: I5		MDL.....: 130		
Cadmium	ND	0.50	ug/L	SW846 6020	02/01-02/06/08	KGCLL1AG
		Dilution Factor: 1		Analysis Time..: 13:59	Analyst ID.....: 002260	
		Instrument ID..: I8		MDL.....: 0.13		
Cobalt	ND	5.0	ug/L	SW846 6010B	02/01/08	KGCLL1AU
		Dilution Factor: 1		Analysis Time..: 15:04	Analyst ID.....: 001644	
		Instrument ID..: I5		MDL.....: 1.7		
Chromium	ND	5.0	ug/L	SW846 6010B	02/01/08	KGCLL1AV
		Dilution Factor: 1		Analysis Time..: 15:04	Analyst ID.....: 001644	
		Instrument ID..: I5		MDL.....: 2.2		
Copper	ND	5.0	ug/L	SW846 6010B	02/01/08	KGCLL1AW
		Dilution Factor: 1		Analysis Time..: 15:04	Analyst ID.....: 001644	
		Instrument ID..: I5		MDL.....: 4.5		

(Continued on next page)

Environmental Quality Mgt., Inc.

Client Sample ID: FWGLL12mw-246C-0566-GF

TOTAL Metals

Lot-Sample #...: A8A310102-010 **Matrix.....:** WG

PARAMETER	RESULT	REPORTING LIMIT	UNITS	METHOD	PREPARATION-ANALYSIS DATE	WORK ORDER #
Iron	**1430 J**	**50.0**	**ug/L**	**SW846 6020**	**02/01-02/06/08**	**KGCLL1AH**
		Dilution Factor: 1		Analysis Time..: 13:59	Analyst ID.....: 002260	
		Instrument ID..: I8		MDL.....: 26.0		
Mercury	ND	0.20	ug/L	SW846 7470A	02/01-02/06/08	KGCLL1AD
		Dilution Factor: 1		Analysis Time..: 10:16	Analyst ID.....: 001086	
		Instrument ID..: H4		MDL.....: 0.12		
Potassium	**7430 J**	**1000**	**ug/L**	**SW846 6010B**	**02/01/08**	**KGCLL1AX**
		Dilution Factor: 1		Analysis Time..: 15:04	Analyst ID.....: 001644	
		Instrument ID..: I5		MDL.....: 72.0		
Magnesium	**50900 J**	**1000**	**ug/L**	**SW846 6010B**	**02/01/08**	**KGCLL1A0**
		Dilution Factor: 1		Analysis Time..: 15:04	Analyst ID.....: 001644	
		Instrument ID..: I5		MDL.....: 34.0		
Manganese	**73.2 J**	**10.0**	**ug/L**	**SW846 6010B**	**02/01/08**	**KGCLL1A1**
		Dilution Factor: 1		Analysis Time..: 15:04	Analyst ID.....: 001644	
		Instrument ID..: I5		MDL.....: 0.41		
Sodium	**22400**	**1000**	**ug/L**	**SW846 6010B**	**02/01/08**	**KGCLL1A2**
		Dilution Factor: 1		Analysis Time..: 15:04	Analyst ID.....: 001644	
		Instrument ID..: I5		MDL.....: 590		
Nickel	ND	10.0	ug/L	SW846 6010B	02/01/08	KGCLL1AA
		Dilution Factor: 1		Analysis Time..: 15:04	Analyst ID.....: 001644	
		Instrument ID..: I5		MDL.....: 3.2		
Lead	ND	3.0	ug/L	SW846 6010B	02/01/08	KGCLL1AN
		Dilution Factor: 1		Analysis Time..: 15:04	Analyst ID.....: 001644	
		Instrument ID..: I5		MDL.....: 1.9		
Antimony	ND	2.0	ug/L	SW846 6020	02/01-02/06/08	KGCLL1AJ
		Dilution Factor: 1		Analysis Time..: 13:59	Analyst ID.....: 002260	
		Instrument ID..: I8		MDL.....: 0.13		
Selenium	ND	5.0	ug/L	SW846 6010B	02/01/08	KGCLL1AP
		Dilution Factor: 1		Analysis Time..: 15:04	Analyst ID.....: 001644	
		Instrument ID..: I5		MDL.....: 4.1		

(Continued on next page)

Environmental Quality Mgt., Inc.

Client Sample ID: FWGLL12mw-246C-0566-GF

TOTAL Metals

Lot-Sample #...: A8A310102-010 **Matrix.....:** WG

PARAMETER	RESULT	REPORTING LIMIT	UNITS	METHOD	PREPARATION-ANALYSIS DATE	WORK ORDER #
Thallium	ND	1.0	ug/L	SW846 6020	02/01-02/06/08	KGCLL1AL
		Dilution Factor: 1		Analysis Time..: 13:59	Analyst ID.....: 002260	
		Instrument ID..: I8		MDL.....: 0.14		
Vanadium	ND	10.0	ug/L	SW846 6010B	02/01/08	KGCLL1AC
		Dilution Factor: 1		Analysis Time..: 15:04	Analyst ID.....: 001644	
		Instrument ID..: I5		MDL.....: 0.64		
Zinc	**3.7 B,J**	**10.0**	**ug/L**	**SW846 6020**	**02/01-02/06/08**	**KGCLL1AK**
		Dilution Factor: 1		Analysis Time..: 13:59	Analyst ID.....: 002260	
		Instrument ID..: I8		MDL.....: 2.3		

NOTE(S):

J Method blank contamination. The associated method blank contains the target analyte at a reportable level.

B Estimated result. Result is less than RL.

Environmental Quality Mgt., Inc.

Client Sample ID: FWGLL12mw-187C-0594-GF

TOTAL Metals

Lot-Sample #...: A8A310102-014 **Matrix.....:** WG
Date Sampled...: 01/30/08 09:50 **Date Received..:** 01/31/08

PARAMETER	RESULT	REPORTING LIMIT	UNITS	METHOD	PREPARATION-ANALYSIS DATE	WORK ORDER #
Prep Batch #...: 8032013						
Silver	ND	5.0	ug/L	SW846 6010B	02/01/08	KGCLV1AQ
		Dilution Factor: 1		Analysis Time..: 15:09	Analyst ID.....: 001644	
		Instrument ID..: I5		MDL.....: 2.2		
Aluminum	**26.8 B**	**50.0**	**ug/L**	**SW846 6020**	**02/01-02/06/08**	**KGCLV1AE**
		Dilution Factor: 1		Analysis Time..: 14:03	Analyst ID.....: 002260	
		Instrument ID..: I8		MDL.....: 19.0		
Arsenic	ND	5.0	ug/L	SW846 6010B	02/01/08	KGCLV1AM
		Dilution Factor: 1		Analysis Time..: 15:09	Analyst ID.....: 001644	
		Instrument ID..: I5		MDL.....: 3.2		
Barium	**339 J**	**10.0**	**ug/L**	**SW846 6010B**	**02/01/08**	**KGCLV1AR**
		Dilution Factor: 1		Analysis Time..: 15:09	Analyst ID.....: 001644	
		Instrument ID..: I5		MDL.....: 0.67		
Beryllium	ND	1.0	ug/L	SW846 6020	02/01-02/06/08	KGCLV1AF
		Dilution Factor: 1		Analysis Time..: 14:03	Analyst ID.....: 002260	
		Instrument ID..: I8		MDL.....: 0.20		
Calcium	**969000 J**	**5000**	**ug/L**	**SW846 6010B**	**02/01-02/04/08**	**KGCLV1AT**
		Dilution Factor: 5		Analysis Time..: 10:16	Analyst ID.....: 001644	
		Instrument ID..: I5		MDL.....: 650		
Cadmium	ND	0.50	ug/L	SW846 6020	02/01-02/06/08	KGCLV1AG
		Dilution Factor: 1		Analysis Time..: 14:03	Analyst ID.....: 002260	
		Instrument ID..: I8		MDL.....: 0.13		
Cobalt	**10.1**	**5.0**	**ug/L**	**SW846 6010B**	**02/01/08**	**KGCLV1AU**
		Dilution Factor: 1		Analysis Time..: 15:09	Analyst ID.....: 001644	
		Instrument ID..: I5		MDL.....: 1.7		
Chromium	ND	5.0	ug/L	SW846 6010B	02/01/08	KGCLV1AV
		Dilution Factor: 1		Analysis Time..: 15:09	Analyst ID.....: 001644	
		Instrument ID..: I5		MDL.....: 2.2		
Copper	ND	5.0	ug/L	SW846 6010B	02/01/08	KGCLV1AW
		Dilution Factor: 1		Analysis Time..: 15:09	Analyst ID.....: 001644	
		Instrument ID..: I5		MDL.....: 4.5		

(Continued on next page)

Environmental Quality Mgt., Inc.

Client Sample ID: FWGLL12mw-187C-0594-GF

TOTAL Metals

Lot-Sample #...: A8A310102-014 **Matrix.....:** WG

PARAMETER	RESULT	REPORTING LIMIT	UNITS	METHOD	PREPARATION-ANALYSIS DATE	WORK ORDER #
Iron	ND	50.0	ug/L	SW846 6020	02/01-02/06/08	KGCLV1AH
		Dilution Factor: 1		Analysis Time..: 14:03	Analyst ID.....: 002260	
		Instrument ID..: I8		MDL.....: 26.0		
Mercury	ND	0.20	ug/L	SW846 7470A	02/01-02/06/08	KGCLV1AD
		Dilution Factor: 1		Analysis Time..: 10:17	Analyst ID.....: 001086	
		Instrument ID..: H4		MDL.....: 0.12		
Potassium	**53500 J**	**1000**	**ug/L**	**SW846 6010B**	**02/01/08**	**KGCLV1AX**
		Dilution Factor: 1		Analysis Time..: 15:09	Analyst ID.....: 001644	
		Instrument ID..: I5		MDL.....: 72.0		
Magnesium	**295000 J**	**1000**	**ug/L**	**SW846 6010B**	**02/01/08**	**KGCLV1A0**
		Dilution Factor: 1		Analysis Time..: 15:09	Analyst ID.....: 001644	
		Instrument ID..: I5		MDL.....: 34.0		
Manganese	**2110 J**	**10.0**	**ug/L**	**SW846 6010B**	**02/01/08**	**KGCLV1A1**
		Dilution Factor: 1		Analysis Time..: 15:09	Analyst ID.....: 001644	
		Instrument ID..: I5		MDL.....: 0.41		
Sodium	**35900**	**1000**	**ug/L**	**SW846 6010B**	**02/01/08**	**KGCLV1A2**
		Dilution Factor: 1		Analysis Time..: 15:09	Analyst ID.....: 001644	
		Instrument ID..: I5		MDL.....: 590		
Nickel	**14.1**	**10.0**	**ug/L**	**SW846 6010B**	**02/01/08**	**KGCLV1AA**
		Dilution Factor: 1		Analysis Time..: 15:09	Analyst ID.....: 001644	
		Instrument ID..: I5		MDL.....: 3.2		
Lead	ND	3.0	ug/L	SW846 6010B	02/01/08	KGCLV1AN
		Dilution Factor: 1		Analysis Time..: 15:09	Analyst ID.....: 001644	
		Instrument ID..: I5		MDL.....: 1.9		
Antimony	**0.17 B**	**2.0**	**ug/L**	**SW846 6020**	**02/01-02/06/08**	**KGCLV1AJ**
		Dilution Factor: 1		Analysis Time..: 14:03	Analyst ID.....: 002260	
		Instrument ID..: I8		MDL.....: 0.13		
Selenium	ND	5.0	ug/L	SW846 6010B	02/01/08	KGCLV1AP
		Dilution Factor: 1		Analysis Time..: 15:09	Analyst ID.....: 001644	
		Instrument ID..: I5		MDL.....: 4.1		

(Continued on next page)

Environmental Quality Mgt., Inc.

Client Sample ID: FWGLL12mw-187C-0594-GF

TOTAL Metals

Lot-Sample #...: A8A310102-014 **Matrix.....:** WG

PARAMETER	RESULT	REPORTING LIMIT	UNITS	METHOD	PREPARATION-ANALYSIS DATE	WORK ORDER #
Thallium	**0.52 B**	**1.0**	**ug/L**	**SW846 6020**	**02/01-02/06/08**	**KGCLV1AL**
		Dilution Factor: 1		Analysis Time..: 14:03	Analyst ID.....: 002260	
		Instrument ID..: I8		MDL.....: 0.14		
Vanadium	ND	10.0	ug/L	SW846 6010B	02/01/08	KGCLV1AC
		Dilution Factor: 1		Analysis Time..: 15:09	Analyst ID.....: 001644	
		Instrument ID..: I5		MDL.....: 0.64		
Zinc	**9.7 B,J**	**10.0**	**ug/L**	**SW846 6020**	**02/01-02/06/08**	**KGCLV1AK**
		Dilution Factor: 1		Analysis Time..: 14:03	Analyst ID.....: 002260	
		Instrument ID..: I8		MDL.....: 2.3		

NOTE(S):

B Estimated result. Result is less than RL.

J Method blank contamination. The associated method blank contains the target analyte at a reportable level.

Environmental Quality Mgt., Inc.

Client Sample ID: FWGLL12mw-243C-0598-GF

TOTAL Metals

Lot-Sample #...: A8A310102-016 **Matrix.....:** WG
Date Sampled...: 01/30/08 11:30 **Date Received..:** 01/31/08

PARAMETER	RESULT	REPORTING LIMIT	UNITS	METHOD	PREPARATION-ANALYSIS DATE	WORK ORDER #
Prep Batch #...: 8032013						
Silver	ND	5.0	ug/L	SW846 6010B	02/01/08	KGCLX1AQ
		Dilution Factor: 1		Analysis Time..: 15:13	Analyst ID.....: 001644	
		Instrument ID..: I5		MDL.....: 2.2		
Aluminum	**67.8**	**50.0**	**ug/L**	**SW846 6020**	**02/01-02/06/08**	**KGCLX1AE**
		Dilution Factor: 1		Analysis Time..: 14:08	Analyst ID.....: 002260	
		Instrument ID..: I8		MDL.....: 19.0		
Arsenic	**7.5**	**5.0**	**ug/L**	**SW846 6010B**	**02/01/08**	**KGCLX1AM**
		Dilution Factor: 1		Analysis Time..: 15:13	Analyst ID.....: 001644	
		Instrument ID..: I5		MDL.....: 3.2		
Barium	**32.4 J**	**10.0**	**ug/L**	**SW846 6010B**	**02/01/08**	**KGCLX1AR**
		Dilution Factor: 1		Analysis Time..: 15:13	Analyst ID.....: 001644	
		Instrument ID..: I5		MDL.....: 0.67		
Beryllium	ND	1.0	ug/L	SW846 6020	02/01-02/06/08	KGCLX1AF
		Dilution Factor: 1		Analysis Time..: 14:08	Analyst ID.....: 002260	
		Instrument ID..: I8		MDL.....: 0.20		
Calcium	**125000 J**	**1000**	**ug/L**	**SW846 6010B**	**02/01/08**	**KGCLX1AT**
		Dilution Factor: 1		Analysis Time..: 15:13	Analyst ID.....: 001644	
		Instrument ID..: I5		MDL.....: 130		
Cadmium	ND	0.50	ug/L	SW846 6020	02/01-02/06/08	KGCLX1AG
		Dilution Factor: 1		Analysis Time..: 14:08	Analyst ID.....: 002260	
		Instrument ID..: I8		MDL.....: 0.13		
Cobalt	**2.1 B**	**5.0**	**ug/L**	**SW846 6010B**	**02/01/08**	**KGCLX1AU**
		Dilution Factor: 1		Analysis Time..: 15:13	Analyst ID.....: 001644	
		Instrument ID..: I5		MDL.....: 1.7		
Chromium	ND	5.0	ug/L	SW846 6010B	02/01/08	KGCLX1AV
		Dilution Factor: 1		Analysis Time..: 15:13	Analyst ID.....: 001644	
		Instrument ID..: I5		MDL.....: 2.2		
Copper	ND	5.0	ug/L	SW846 6010B	02/01/08	KGCLX1AW
		Dilution Factor: 1		Analysis Time..: 15:13	Analyst ID.....: 001644	
		Instrument ID..: I5		MDL.....: 4.5		

(Continued on next page)

Environmental Quality Mgt., Inc.

Client Sample ID: FWGLL12mw-243C-0598-GF

TOTAL Metals

Lot-Sample #...: A8A310102-016 Matrix.....: WG

PARAMETER	RESULT	REPORTING LIMIT	UNITS	METHOD	PREPARATION-ANALYSIS DATE	WORK ORDER #
Iron	**2460 J**	**50.0**	**ug/L**	**SW846 6020**	**02/01-02/06/08**	**KGCLX1AH**
		Dilution Factor: 1		Analysis Time..: 14:08	Analyst ID.....: 002260	
		Instrument ID..: I8		MDL.....: 26.0		
Mercury	ND	0.20	ug/L	SW846 7470A	02/01-02/06/08	KGCLX1AD
		Dilution Factor: 1		Analysis Time..: 10:19	Analyst ID.....: 001086	
		Instrument ID..: H4		MDL.....: 0.12		
Potassium	**3640 J**	**1000**	**ug/L**	**SW846 6010B**	**02/01/08**	**KGCLX1AX**
		Dilution Factor: 1		Analysis Time..: 15:13	Analyst ID.....: 001644	
		Instrument ID..: I5		MDL.....: 72.0		
Magnesium	**83000 J**	**1000**	**ug/L**	**SW846 6010B**	**02/01/08**	**KGCLX1A0**
		Dilution Factor: 1		Analysis Time..: 15:13	Analyst ID.....: 001644	
		Instrument ID..: I5		MDL.....: 34.0		
Manganese	**1070 J**	**10.0**	**ug/L**	**SW846 6010B**	**02/01/08**	**KGCLX1A1**
		Dilution Factor: 1		Analysis Time..: 15:13	Analyst ID.....: 001644	
		Instrument ID..: I5		MDL.....: 0.41		
Sodium	**23300**	**1000**	**ug/L**	**SW846 6010B**	**02/01/08**	**KGCLX1A2**
		Dilution Factor: 1		Analysis Time..: 15:13	Analyst ID.....: 001644	
		Instrument ID..: I5		MDL.....: 590		
Nickel	ND	10.0	ug/L	SW846 6010B	02/01/08	KGCLX1AA
		Dilution Factor: 1		Analysis Time..: 15:13	Analyst ID.....: 001644	
		Instrument ID..: I5		MDL.....: 3.2		
Lead	ND	3.0	ug/L	SW846 6010B	02/01/08	KGCLX1AN
		Dilution Factor: 1		Analysis Time..: 15:13	Analyst ID.....: 001644	
		Instrument ID..: I5		MDL.....: 1.9		
Antimony	ND	2.0	ug/L	SW846 6020	02/01-02/06/08	KGCLX1AJ
		Dilution Factor: 1		Analysis Time..: 14:08	Analyst ID.....: 002260	
		Instrument ID..: I8		MDL.....: 0.13		
Selenium	ND	5.0	ug/L	SW846 6010B	02/01/08	KGCLX1AP
		Dilution Factor: 1		Analysis Time..: 15:13	Analyst ID.....: 001644	
		Instrument ID..: I5		MDL.....: 4.1		

(Continued on next page)

Environmental Quality Mgt., Inc.

Client Sample ID: FWGLL12mw-243C-0598-GF

TOTAL Metals

Lot-Sample #...: A8A310102-016 **Matrix.....:** WG

PARAMETER	RESULT	REPORTING LIMIT	UNITS	METHOD	PREPARATION-ANALYSIS DATE	WORK ORDER #
Thallium	ND	1.0	ug/L	SW846 6020	02/01-02/06/08	KGCLX1AL
		Dilution Factor: 1		Analysis Time..: 14:08	Analyst ID.....: 002260	
		Instrument ID..: I8		MDL.....: 0.14		
Vanadium	ND	10.0	ug/L	SW846 6010B	02/01/08	KGCLX1AC
		Dilution Factor: 1		Analysis Time..: 15:13	Analyst ID.....: 001644	
		Instrument ID..: I5		MDL.....: 0.64		
Zinc	**5.6 B,J**	**10.0**	**ug/L**	**SW846 6020**	**02/01-02/06/08**	**KGCLX1AK**
		Dilution Factor: 1		Analysis Time..: 14:08	Analyst ID.....: 002260	
		Instrument ID..: I8		MDL.....: 2.3		

NOTE(S):

J Method blank contamination. The associated method blank contains the target analyte at a reportable level.

B Estimated result. Result is less than RL.

Environmental Quality Mgt., Inc.

Client Sample ID: FWGLL12mw-128C-0590-GF

TOTAL Metals

Lot-Sample #...: A8A310102-018 **Matrix.....:** WG
Date Sampled...: 01/30/08 13:15 **Date Received..:** 01/31/08

PARAMETER	RESULT	REPORTING LIMIT	UNITS	METHOD	PREPARATION-ANALYSIS DATE	WORK ORDER #
Prep Batch #...: 8032013						
Silver	ND	5.0	ug/L	SW846 6010B	02/01/08	KGCL51CL
		Dilution Factor: 1		Analysis Time..: 15:18	Analyst ID.....: 001644	
		Instrument ID..: I5		MDL.....: 2.2		
Aluminum	**1340**	**50.0**	**ug/L**	**SW846 6020**	**02/01-02/06/08**	**KGCL51AL**
		Dilution Factor: 1		Analysis Time..: 14:12	Analyst ID.....: 002260	
		Instrument ID..: I8		MDL.....: 19.0		
Arsenic	**40.1**	**5.0**	**ug/L**	**SW846 6010B**	**02/01/08**	**KGCL51CA**
		Dilution Factor: 1		Analysis Time..: 15:18	Analyst ID.....: 001644	
		Instrument ID..: I5		MDL.....: 3.2		
Barium	**68.1 J**	**10.0**	**ug/L**	**SW846 6010B**	**02/01/08**	**KGCL51CP**
		Dilution Factor: 1		Analysis Time..: 15:18	Analyst ID.....: 001644	
		Instrument ID..: I5		MDL.....: 0.67		
Beryllium	ND	1.0	ug/L	SW846 6020	02/01-02/06/08	KGCL51AP
		Dilution Factor: 1		Analysis Time..: 14:12	Analyst ID.....: 002260	
		Instrument ID..: I8		MDL.....: 0.20		
Calcium	**180000 J**	**1000**	**ug/L**	**SW846 6010B**	**02/01/08**	**KGCL51CT**
		Dilution Factor: 1		Analysis Time..: 15:18	Analyst ID.....: 001644	
		Instrument ID..: I5		MDL.....: 130		
Cadmium	ND	0.50	ug/L	SW846 6020	02/01-02/06/08	KGCL51AT
		Dilution Factor: 1		Analysis Time..: 14:12	Analyst ID.....: 002260	
		Instrument ID..: I8		MDL.....: 0.13		
Cobalt	ND	5.0	ug/L	SW846 6010B	02/01/08	KGCL51CW
		Dilution Factor: 1		Analysis Time..: 15:18	Analyst ID.....: 001644	
		Instrument ID..: I5		MDL.....: 1.7		
Chromium	ND	5.0	ug/L	SW846 6010B	02/01/08	KGCL51C1
		Dilution Factor: 1		Analysis Time..: 15:18	Analyst ID.....: 001644	
		Instrument ID..: I5		MDL.....: 2.2		
Copper	ND	5.0	ug/L	SW846 6010B	02/01/08	KGCL51C4
		Dilution Factor: 1		Analysis Time..: 15:18	Analyst ID.....: 001644	
		Instrument ID..: I5		MDL.....: 4.5		

(Continued on next page)

Environmental Quality Mgt., Inc.

Client Sample ID: FWGLL12mw-128C-0590-GF

TOTAL Metals

Lot-Sample #...: A8A310102-018 **Matrix.....:** WG

PARAMETER	RESULT	REPORTING LIMIT	UNITS	METHOD	PREPARATION-ANALYSIS DATE	WORK ORDER #
Iron	**7310 J**	**50.0**	**ug/L**	**SW846 6020**	**02/01-02/06/08**	**KGCL51AW**
		Dilution Factor: 1		Analysis Time..: 14:12	Analyst ID.....: 002260	
		Instrument ID..: I8		MDL.....: 26.0		
Mercury	ND	0.20	ug/L	SW846 7470A	02/01-02/06/08	KGCL51AH
		Dilution Factor: 1		Analysis Time..: 10:06	Analyst ID.....: 001086	
		Instrument ID..: H4		MDL.....: 0.12		
Potassium	**2970 J**	**1000**	**ug/L**	**SW846 6010B**	**02/01/08**	**KGCL51C7**
		Dilution Factor: 1		Analysis Time..: 15:18	Analyst ID.....: 001644	
		Instrument ID..: I5		MDL.....: 72.0		
Magnesium	**108000 J**	**1000**	**ug/L**	**SW846 6010B**	**02/01/08**	**KGCL51DA**
		Dilution Factor: 1		Analysis Time..: 15:18	Analyst ID.....: 001644	
		Instrument ID..: I5		MDL.....: 34.0		
Manganese	**199 J**	**10.0**	**ug/L**	**SW846 6010B**	**02/01/08**	**KGCL51DE**
		Dilution Factor: 1		Analysis Time..: 15:18	Analyst ID.....: 001644	
		Instrument ID..: I5		MDL.....: 0.41		
Sodium	**23700**	**1000**	**ug/L**	**SW846 6010B**	**02/01/08**	**KGCL51DH**
		Dilution Factor: 1		Analysis Time..: 15:18	Analyst ID.....: 001644	
		Instrument ID..: I5		MDL.....: 590		
Nickel	ND	10.0	ug/L	SW846 6010B	02/01/08	KGCL51AA
		Dilution Factor: 1		Analysis Time..: 15:18	Analyst ID.....: 001644	
		Instrument ID..: I5		MDL.....: 3.2		
Lead	ND	3.0	ug/L	SW846 6010B	02/01/08	KGCL51CE
		Dilution Factor: 1		Analysis Time..: 15:18	Analyst ID.....: 001644	
		Instrument ID..: I5		MDL.....: 1.9		
Antimony	ND	2.0	ug/L	SW846 6020	02/01-02/06/08	KGCL51A1
		Dilution Factor: 1		Analysis Time..: 14:12	Analyst ID.....: 002260	
		Instrument ID..: I8		MDL.....: 0.13		
Selenium	ND	5.0	ug/L	SW846 6010B	02/01/08	KGCL51CH
		Dilution Factor: 1		Analysis Time..: 15:18	Analyst ID.....: 001644	
		Instrument ID..: I5		MDL.....: 4.1		

(Continued on next page)

Environmental Quality Mgt., Inc.

Client Sample ID: FWGLL12mw-128C-0590-GF

TOTAL Metals

Lot-Sample #...: A8A310102-018 Matrix.....: WG

PARAMETER	RESULT	REPORTING LIMIT	UNITS	METHOD	PREPARATION-ANALYSIS DATE	WORK ORDER #
Thallium	ND	1.0	ug/L	SW846 6020	02/01-02/06/08	KGCL51A7
		Dilution Factor: 1		Analysis Time..: 14:12	Analyst ID.....: 002260	
		Instrument ID..: I8		MDL.....: 0.14		
Vanadium	ND	10.0	ug/L	SW846 6010B	02/01/08	KGCL51AE
		Dilution Factor: 1		Analysis Time..: 15:18	Analyst ID.....: 001644	
		Instrument ID..: I5		MDL.....: 0.64		
Zinc	**12.4 J**	**10.0**	**ug/L**	**SW846 6020**	**02/01-02/06/08**	**KGCL51A4**
		Dilution Factor: 1		Analysis Time..: 14:12	Analyst ID.....: 002260	
		Instrument ID..: I8		MDL.....: 2.3		

NOTE(S):

J Method blank contamination. The associated method blank contains the target analyte at a reportable level.

Environmental Quality Mgt., Inc.

Client Sample ID: FWGEQUIPRINSE3-0611-GW

TOTAL Metals

Lot-Sample #...: A8A310102-019 **Matrix.....:** WQ
Date Sampled...: 01/30/08 15:15 **Date Received..:** 01/31/08

PARAMETER	RESULT	REPORTING LIMIT	UNITS	METHOD	PREPARATION-ANALYSIS DATE	WORK ORDER #
Prep Batch #...: 8032013						
Silver	ND	5.0	ug/L	SW846 6010B	02/01/08	KGCL81AU
		Dilution Factor: 1		Analysis Time..: 15:40	Analyst ID.....: 001644	
		Instrument ID..: I5		MDL.....: 2.2		
Aluminum	ND	50.0	ug/L	SW846 6020	02/01-02/06/08	KGCL81AH
		Dilution Factor: 1		Analysis Time..: 14:41	Analyst ID.....: 002260	
		Instrument ID..: I8		MDL.....: 19.0		
Arsenic	ND	5.0	ug/L	SW846 6010B	02/01/08	KGCL81AQ
		Dilution Factor: 1		Analysis Time..: 15:40	Analyst ID.....: 001644	
		Instrument ID..: I5		MDL.....: 3.2		
Barium	ND	10.0	ug/L	SW846 6010B	02/01/08	KGCL81AV
		Dilution Factor: 1		Analysis Time..: 15:40	Analyst ID.....: 001644	
		Instrument ID..: I5		MDL.....: 0.67		
Beryllium	ND	1.0	ug/L	SW846 6020	02/01-02/06/08	KGCL81AJ
		Dilution Factor: 1		Analysis Time..: 14:41	Analyst ID.....: 002260	
		Instrument ID..: I8		MDL.....: 0.20		
Calcium	ND	1000	ug/L	SW846 6010B	02/01/08	KGCL81AW
		Dilution Factor: 1		Analysis Time..: 15:40	Analyst ID.....: 001644	
		Instrument ID..: I5		MDL.....: 130		
Cadmium	ND	0.50	ug/L	SW846 6020	02/01-02/06/08	KGCL81AK
		Dilution Factor: 1		Analysis Time..: 14:41	Analyst ID.....: 002260	
		Instrument ID..: I8		MDL.....: 0.13		
Cobalt	ND	5.0	ug/L	SW846 6010B	02/01/08	KGCL81AX
		Dilution Factor: 1		Analysis Time..: 15:40	Analyst ID.....: 001644	
		Instrument ID..: I5		MDL.....: 1.7		
Chromium	ND	5.0	ug/L	SW846 6010B	02/01/08	KGCL81A0
		Dilution Factor: 1		Analysis Time..: 15:40	Analyst ID.....: 001644	
		Instrument ID..: I5		MDL.....: 2.2		
Copper	ND	5.0	ug/L	SW846 6010B	02/01/08	KGCL81A1
		Dilution Factor: 1		Analysis Time..: 15:40	Analyst ID.....: 001644	
		Instrument ID..: I5		MDL.....: 4.5		

(Continued on next page)

Environmental Quality Mgt., Inc.

Client Sample ID: FWGEQUIPRINSE3-0611-GW

TOTAL Metals

Lot-Sample #...: A8A310102-019 **Matrix.....:** WQ

PARAMETER	RESULT	REPORTING LIMIT	UNITS	METHOD	PREPARATION-ANALYSIS DATE	WORK ORDER #
Iron	ND	50.0	ug/L	SW846 6020	02/01-02/06/08	KGCL81AL
		Dilution Factor: 1		Analysis Time..: 14:41	Analyst ID.....: 002260	
		Instrument ID..: I8		MDL.....: 26.0		
Mercury	ND	0.20	ug/L	SW846 7470A	02/01-02/06/08	KGCL81A8
		Dilution Factor: 1		Analysis Time..: 10:13	Analyst ID.....: 001086	
		Instrument ID..: H4		MDL.....: 0.12		
Potassium	**151 B,J**	**1000**	**ug/L**	**SW846 6010B**	**02/01/08**	**KGCL81A2**
		Dilution Factor: 1		Analysis Time..: 15:40	Analyst ID.....: 001644	
		Instrument ID..: I5		MDL.....: 72.0		
Magnesium	ND	1000	ug/L	SW846 6010B	02/01/08	KGCL81A3
		Dilution Factor: 1		Analysis Time..: 15:40	Analyst ID.....: 001644	
		Instrument ID..: I5		MDL.....: 34.0		
Manganese	ND	10.0	ug/L	SW846 6010B	02/01/08	KGCL81A4
		Dilution Factor: 1		Analysis Time..: 15:40	Analyst ID.....: 001644	
		Instrument ID..: I5		MDL.....: 0.41		
Sodium	ND	1000	ug/L	SW846 6010B	02/01/08	KGCL81A5
		Dilution Factor: 1		Analysis Time..: 15:40	Analyst ID.....: 001644	
		Instrument ID..: I5		MDL.....: 590		
Nickel	ND	10.0	ug/L	SW846 6010B	02/01/08	KGCL81A6
		Dilution Factor: 1		Analysis Time..: 15:40	Analyst ID.....: 001644	
		Instrument ID..: I5		MDL.....: 3.2		
Lead	ND	3.0	ug/L	SW846 6010B	02/01/08	KGCL81AR
		Dilution Factor: 1		Analysis Time..: 15:40	Analyst ID.....: 001644	
		Instrument ID..: I5		MDL.....: 1.9		
Antimony	ND	2.0	ug/L	SW846 6020	02/01-02/06/08	KGCL81AM
		Dilution Factor: 1		Analysis Time..: 14:41	Analyst ID.....: 002260	
		Instrument ID..: I8		MDL.....: 0.13		
Selenium	ND	5.0	ug/L	SW846 6010B	02/01/08	KGCL81AT
		Dilution Factor: 1		Analysis Time..: 15:40	Analyst ID.....: 001644	
		Instrument ID..: I5		MDL.....: 4.1		

(Continued on next page)

Environmental Quality Mgt., Inc.

Client Sample ID: FWGEQUIPRINSE3-0611-GW

TOTAL Metals

Lot-Sample #...: A8A310102-019 **Matrix.....:** WQ

PARAMETER	RESULT	REPORTING LIMIT	UNITS	METHOD	PREPARATION-ANALYSIS DATE	WORK ORDER #
Thallium	ND	1.0	ug/L	SW846 6020	02/01-02/06/08	KGCL81AP
		Dilution Factor: 1		Analysis Time..: 14:41	Analyst ID.....: 002260	
		Instrument ID..: I8		MDL.....: 0.14		
Vanadium	ND	10.0	ug/L	SW846 6010B	02/01/08	KGCL81A7
		Dilution Factor: 1		Analysis Time..: 15:40	Analyst ID.....: 001644	
		Instrument ID..: I5		MDL.....: 0.64		
Zinc	ND	10.0	ug/L	SW846 6020	02/01-02/06/08	KGCL81AN
		Dilution Factor: 1		Analysis Time..: 14:41	Analyst ID.....: 002260	
		Instrument ID..: I8		MDL.....: 2.3		

NOTE(S):

B Estimated result. Result is less than RL.

J Method blank contamination. The associated method blank contains the target analyte at a reportable level.

Environmental Quality Mgt., Inc.

Client Sample ID: FWGLL4mw-200C-0586-GF

TOTAL Metals

Lot-Sample #...: A8A310102-022 **Matrix.....:** WG
Date Sampled...: 01/30/08 09:10 **Date Received..:** 01/31/08

PARAMETER	RESULT	REPORTING LIMIT	UNITS	METHOD	PREPARATION-ANALYSIS DATE	WORK ORDER #
Prep Batch #...: 8032013						
Silver	ND	5.0	ug/L	SW846 6010B	02/01/08	KGCMN1AQ
		Dilution Factor: 1		Analysis Time..: 15:45	Analyst ID.....: 001644	
		Instrument ID..: I5		MDL.....: 2.2		
Aluminum	ND	50.0	ug/L	SW846 6020	02/01-02/06/08	KGCMN1AE
		Dilution Factor: 1		Analysis Time..: 14:45	Analyst ID.....: 002260	
		Instrument ID..: I8		MDL.....: 19.0		
Arsenic	ND	5.0	ug/L	SW846 6010B	02/01/08	KGCMN1AM
		Dilution Factor: 1		Analysis Time..: 15:45	Analyst ID.....: 001644	
		Instrument ID..: I5		MDL.....: 3.2		
Barium	**11.1 J**	**10.0**	**ug/L**	**SW846 6010B**	**02/01/08**	**KGCMN1AR**
		Dilution Factor: 1		Analysis Time..: 15:45	Analyst ID.....: 001644	
		Instrument ID..: I5		MDL.....: 0.67		
Beryllium	ND	1.0	ug/L	SW846 6020	02/01-02/06/08	KGCMN1AF
		Dilution Factor: 1		Analysis Time..: 14:45	Analyst ID.....: 002260	
		Instrument ID..: I8		MDL.....: 0.20		
Calcium	**168000 J**	**1000**	**ug/L**	**SW846 6010B**	**02/01/08**	**KGCMN1AT**
		Dilution Factor: 1		Analysis Time..: 15:45	Analyst ID.....: 001644	
		Instrument ID..: I5		MDL.....: 130		
Cadmium	ND	0.50	ug/L	SW846 6020	02/01-02/06/08	KGCMN1AG
		Dilution Factor: 1		Analysis Time..: 14:45	Analyst ID.....: 002260	
		Instrument ID..: I8		MDL.....: 0.13		
Cobalt	ND	5.0	ug/L	SW846 6010B	02/01/08	KGCMN1AU
		Dilution Factor: 1		Analysis Time..: 15:45	Analyst ID.....: 001644	
		Instrument ID..: I5		MDL.....: 1.7		
Chromium	ND	5.0	ug/L	SW846 6010B	02/01/08	KGCMN1AV
		Dilution Factor: 1		Analysis Time..: 15:45	Analyst ID.....: 001644	
		Instrument ID..: I5		MDL.....: 2.2		
Copper	ND	5.0	ug/L	SW846 6010B	02/01/08	KGCMN1AW
		Dilution Factor: 1		Analysis Time..: 15:45	Analyst ID.....: 001644	
		Instrument ID..: I5		MDL.....: 4.5		

(Continued on next page)

Environmental Quality Mgt., Inc.

Client Sample ID: FWGLL4mw-200C-0586-GF

TOTAL Metals

Lot-Sample #...: A8A310102-022 **Matrix.....:** WG

PARAMETER	RESULT	REPORTING LIMIT	UNITS	METHOD	PREPARATION-ANALYSIS DATE	WORK ORDER #
Iron	ND	50.0	ug/L	SW846 6020	02/01-02/06/08	KGCMN1AH
		Dilution Factor: 1		Analysis Time..: 14:45	Analyst ID.....: 002260	
		Instrument ID..: I8		MDL.....: 26.0		
Mercury	ND	0.20	ug/L	SW846 7470A	02/01-02/06/08	KGCMN1AD
		Dilution Factor: 1		Analysis Time..: 10:22	Analyst ID.....: 001086	
		Instrument ID..: H4		MDL.....: 0.12		
Potassium	**635 B,J**	**1000**	**ug/L**	**SW846 6010B**	**02/01/08**	**KGCMN1AX**
		Dilution Factor: 1		Analysis Time..: 15:45	Analyst ID.....: 001644	
		Instrument ID..: I5		MDL.....: 72.0		
Magnesium	**50900 J**	**1000**	**ug/L**	**SW846 6010B**	**02/01/08**	**KGCMN1A0**
		Dilution Factor: 1		Analysis Time..: 15:45	Analyst ID.....: 001644	
		Instrument ID..: I5		MDL.....: 34.0		
Manganese	**11.1 J**	**10.0**	**ug/L**	**SW846 6010B**	**02/01/08**	**KGCMN1A1**
		Dilution Factor: 1		Analysis Time..: 15:45	Analyst ID.....: 001644	
		Instrument ID..: I5		MDL.....: 0.41		
Sodium	**8330**	**1000**	**ug/L**	**SW846 6010B**	**02/01/08**	**KGCMN1A2**
		Dilution Factor: 1		Analysis Time..: 15:45	Analyst ID.....: 001644	
		Instrument ID..: I5		MDL.....: 590		
Nickel	ND	10.0	ug/L	SW846 6010B	02/01/08	KGCMN1AA
		Dilution Factor: 1		Analysis Time..: 15:45	Analyst ID.....: 001644	
		Instrument ID..: I5		MDL.....: 3.2		
Lead	ND	3.0	ug/L	SW846 6010B	02/01/08	KGCMN1AN
		Dilution Factor: 1		Analysis Time..: 15:45	Analyst ID.....: 001644	
		Instrument ID..: I5		MDL.....: 1.9		
Antimony	ND	2.0	ug/L	SW846 6020	02/01-02/06/08	KGCMN1AJ
		Dilution Factor: 1		Analysis Time..: 14:45	Analyst ID.....: 002260	
		Instrument ID..: I8		MDL.....: 0.13		
Selenium	ND	5.0	ug/L	SW846 6010B	02/01/08	KGCMN1AP
		Dilution Factor: 1		Analysis Time..: 15:45	Analyst ID.....: 001644	
		Instrument ID..: I5		MDL.....: 4.1		

(Continued on next page)

Environmental Quality Mgt., Inc.

Client Sample ID: FWGLL4mw-200C-0586-GF

TOTAL Metals

Lot-Sample #...: A8A310102-022 **Matrix.....:** WG

PARAMETER	RESULT	REPORTING LIMIT	UNITS	METHOD	PREPARATION-ANALYSIS DATE	WORK ORDER #
Thallium	ND	1.0	ug/L	SW846 6020	02/01-02/06/08	KGCMN1AL
		Dilution Factor: 1		Analysis Time..: 14:45	Analyst ID.....: 002260	
		Instrument ID..: I8		MDL.....: 0.14		
Vanadium	ND	10.0	ug/L	SW846 6010B	02/01/08	KGCMN1AC
		Dilution Factor: 1		Analysis Time..: 15:45	Analyst ID.....: 001644	
		Instrument ID..: I5		MDL.....: 0.64		
Zinc	**2.3 B,J**	**10.0**	**ug/L**	**SW846 6020**	**02/01-02/06/08**	**KGCMN1AK**
		Dilution Factor: 1		Analysis Time..: 14:45	Analyst ID.....: 002260	
		Instrument ID..: I8		MDL.....: 2.3		

NOTE(S):

J Method blank contamination. The associated method blank contains the target analyte at a reportable level.

B Estimated result. Result is less than RL.

Environmental Quality Mgt., Inc.

Client Sample ID: FWGLL12mw-242C-0597-GF

TOTAL Metals

Lot-Sample #...: A8A310102-024 **Matrix.....:** WG
Date Sampled...: 01/30/08 11:05 **Date Received..:** 01/31/08

PARAMETER	RESULT	REPORTING LIMIT	UNITS	METHOD	PREPARATION-ANALYSIS DATE	WORK ORDER #
Prep Batch #...: 8032013						
Silver	ND	5.0	ug/L	SW846 6010B	02/01/08	KGCMT1AQ
		Dilution Factor: 1		Analysis Time..: 15:49	Analyst ID.....: 001644	
		Instrument ID..: I5		MDL.....: 2.2		
Aluminum	**27300**	**50.0**	**ug/L**	**SW846 6020**	**02/01-02/06/08**	**KGCMT1AE**
		Dilution Factor: 1		Analysis Time..: 14:49	Analyst ID.....: 002260	
		Instrument ID..: I8		MDL.....: 19.0		
Arsenic	**53.5**	**5.0**	**ug/L**	**SW846 6010B**	**02/01/08**	**KGCMT1AM**
		Dilution Factor: 1		Analysis Time..: 15:49	Analyst ID.....: 001644	
		Instrument ID..: I5		MDL.....: 3.2		
Barium	**129 J**	**10.0**	**ug/L**	**SW846 6010B**	**02/01/08**	**KGCMT1AR**
		Dilution Factor: 1		Analysis Time..: 15:49	Analyst ID.....: 001644	
		Instrument ID..: I5		MDL.....: 0.67		
Beryllium	**1.3**	**1.0**	**ug/L**	**SW846 6020**	**02/01-02/06/08**	**KGCMT1AF**
		Dilution Factor: 1		Analysis Time..: 14:49	Analyst ID.....: 002260	
		Instrument ID..: I8		MDL.....: 0.20		
Calcium	**95700 J**	**1000**	**ug/L**	**SW846 6010B**	**02/01/08**	**KGCMT1AT**
		Dilution Factor: 1		Analysis Time..: 15:49	Analyst ID.....: 001644	
		Instrument ID..: I5		MDL.....: 130		
Cadmium	**0.20 B**	**0.50**	**ug/L**	**SW846 6020**	**02/01-02/06/08**	**KGCMT1AG**
		Dilution Factor: 1		Analysis Time..: 14:49	Analyst ID.....: 002260	
		Instrument ID..: I8		MDL.....: 0.13		
Cobalt	**27.5**	**5.0**	**ug/L**	**SW846 6010B**	**02/01/08**	**KGCMT1AU**
		Dilution Factor: 1		Analysis Time..: 15:49	Analyst ID.....: 001644	
		Instrument ID..: I5		MDL.....: 1.7		
Chromium	**41.6**	**5.0**	**ug/L**	**SW846 6010B**	**02/01/08**	**KGCMT1AV**
		Dilution Factor: 1		Analysis Time..: 15:49	Analyst ID.....: 001644	
		Instrument ID..: I5		MDL.....: 2.2		
Copper	**53.3**	**5.0**	**ug/L**	**SW846 6010B**	**02/01/08**	**KGCMT1AW**
		Dilution Factor: 1		Analysis Time..: 15:49	Analyst ID.....: 001644	
		Instrument ID..: I5		MDL.....: 4.5		

(Continued on next page)

Environmental Quality Mgt., Inc.

Client Sample ID: FWGLL12mw-242C-0597-GF

TOTAL Metals

Lot-Sample #...: A8A310102-024 **Matrix.....:** WG

PARAMETER	RESULT	REPORTING LIMIT	UNITS	METHOD	PREPARATION-ANALYSIS DATE	WORK ORDER #
Iron	**65800 J**	**50.0**	**ug/L**	**SW846 6020**	**02/01-02/06/08**	**KGCMT1AH**
		Dilution Factor: 1		Analysis Time..: 14:49	Analyst ID.....: 002260	
		Instrument ID..: I8		MDL.....: 26.0		
Mercury	ND	0.20	ug/L	SW846 7470A	02/01-02/06/08	KGCMT1AD
		Dilution Factor: 1		Analysis Time..: 10:23	Analyst ID.....: 001086	
		Instrument ID..: H4		MDL.....: 0.12		
Potassium	**8310 J**	**1000**	**ug/L**	**SW846 6010B**	**02/01/08**	**KGCMT1AX**
		Dilution Factor: 1		Analysis Time..: 15:49	Analyst ID.....: 001644	
		Instrument ID..: I5		MDL.....: 72.0		
Magnesium	**59900 J**	**1000**	**ug/L**	**SW846 6010B**	**02/01/08**	**KGCMT1A0**
		Dilution Factor: 1		Analysis Time..: 15:49	Analyst ID.....: 001644	
		Instrument ID..: I5		MDL.....: 34.0		
Manganese	**1070 J**	**10.0**	**ug/L**	**SW846 6010B**	**02/01/08**	**KGCMT1A1**
		Dilution Factor: 1		Analysis Time..: 15:49	Analyst ID.....: 001644	
		Instrument ID..: I5		MDL.....: 0.41		
Sodium	**32400**	**1000**	**ug/L**	**SW846 6010B**	**02/01/08**	**KGCMT1A2**
		Dilution Factor: 1		Analysis Time..: 15:49	Analyst ID.....: 001644	
		Instrument ID..: I5		MDL.....: 590		
Nickel	**61.6**	**10.0**	**ug/L**	**SW846 6010B**	**02/01/08**	**KGCMT1AA**
		Dilution Factor: 1		Analysis Time..: 15:49	Analyst ID.....: 001644	
		Instrument ID..: I5		MDL.....: 3.2		
Lead	**24.3**	**3.0**	**ug/L**	**SW846 6010B**	**02/01/08**	**KGCMT1AN**
		Dilution Factor: 1		Analysis Time..: 15:49	Analyst ID.....: 001644	
		Instrument ID..: I5		MDL.....: 1.9		
Antimony	**0.73 B**	**2.0**	**ug/L**	**SW846 6020**	**02/01-02/06/08**	**KGCMT1AJ**
		Dilution Factor: 1		Analysis Time..: 14:49	Analyst ID.....: 002260	
		Instrument ID..: I8		MDL.....: 0.13		
Selenium	ND	5.0	ug/L	SW846 6010B	02/01/08	KGCMT1AP
		Dilution Factor: 1		Analysis Time..: 15:49	Analyst ID.....: 001644	
		Instrument ID..: I5		MDL.....: 4.1		

(Continued on next page)

Environmental Quality Mgt., Inc.

Client Sample ID: FWGLL12mw-242C-0597-GF

TOTAL Metals

Lot-Sample #...: A8A310102-024 Matrix.....: WG

PARAMETER	RESULT	REPORTING LIMIT	UNITS	METHOD	PREPARATION-ANALYSIS DATE	WORK ORDER #
Thallium	0.29 B	1.0	ug/L	SW846 6020	02/01-02/06/08	KGCMT1AL
		Dilution Factor: 1		Analysis Time..: 14:49	Analyst ID.....: 002260	
		Instrument ID..: I8		MDL.....: 0.14		
Vanadium	46.4	10.0	ug/L	SW846 6010B	02/01/08	KGCMT1AC
		Dilution Factor: 1		Analysis Time..: 15:49	Analyst ID.....: 001644	
		Instrument ID..: I5		MDL.....: 0.64		
Zinc	159 J	10.0	ug/L	SW846 6020	02/01-02/06/08	KGCMT1AK
		Dilution Factor: 1		Analysis Time..: 14:49	Analyst ID.....: 002260	
		Instrument ID..: I8		MDL.....: 2.3		

NOTE(S):

J Method blank contamination. The associated method blank contains the target analyte at a reportable level.

B Estimated result. Result is less than RL.

Environmental Quality Mgt., Inc.

Client Sample ID: FWGLL12mw-113C-0589-GF

TOTAL Metals

Lot-Sample #...: A8A310102-026 Matrix.....: WG
Date Sampled...: 01/30/08 13:25 Date Received..: 01/31/08

PARAMETER	RESULT	REPORTING LIMIT	UNITS	METHOD	PREPARATION-ANALYSIS DATE	WORK ORDER #
Prep Batch #...: 8032013						
Silver	ND	5.0	ug/L	SW846 6010B	02/01/08	KGCM11AQ
		Dilution Factor: 1		Analysis Time..: 16:11	Analyst ID.....: 001644	
		Instrument ID..: I5		MDL.....: 2.2		
Aluminum	**28500**	**50.0**	**ug/L**	**SW846 6020**	**02/01-02/06/08**	**KGCM11AE**
		Dilution Factor: 1		Analysis Time..: 14:53	Analyst ID.....: 002260	
		Instrument ID..: I8		MDL.....: 19.0		
Arsenic	**54.3**	**5.0**	**ug/L**	**SW846 6010B**	**02/01/08**	**KGCM11AM**
		Dilution Factor: 1		Analysis Time..: 16:11	Analyst ID.....: 001644	
		Instrument ID..: I5		MDL.....: 3.2		
Barium	**111 J**	**10.0**	**ug/L**	**SW846 6010B**	**02/01/08**	**KGCM11AR**
		Dilution Factor: 1		Analysis Time..: 16:11	Analyst ID.....: 001644	
		Instrument ID..: I5		MDL.....: 0.67		
Beryllium	**1.5**	**1.0**	**ug/L**	**SW846 6020**	**02/01-02/06/08**	**KGCM11AF**
		Dilution Factor: 1		Analysis Time..: 14:53	Analyst ID.....: 002260	
		Instrument ID..: I8		MDL.....: 0.20		
Calcium	**296000 J**	**1000**	**ug/L**	**SW846 6010B**	**02/01/08**	**KGCM11AT**
		Dilution Factor: 1		Analysis Time..: 16:11	Analyst ID.....: 001644	
		Instrument ID..: I5		MDL.....: 130		
Cadmium	**0.45 B**	**0.50**	**ug/L**	**SW846 6020**	**02/01-02/06/08**	**KGCM11AG**
		Dilution Factor: 1		Analysis Time..: 14:53	Analyst ID.....: 002260	
		Instrument ID..: I8		MDL.....: 0.13		
Cobalt	**38.8**	**5.0**	**ug/L**	**SW846 6010B**	**02/01/08**	**KGCM11AU**
		Dilution Factor: 1		Analysis Time..: 16:11	Analyst ID.....: 001644	
		Instrument ID..: I5		MDL.....: 1.7		
Chromium	**41.3**	**5.0**	**ug/L**	**SW846 6010B**	**02/01/08**	**KGCM11AV**
		Dilution Factor: 1		Analysis Time..: 16:11	Analyst ID.....: 001644	
		Instrument ID..: I5		MDL.....: 2.2		
Copper	**84.4**	**5.0**	**ug/L**	**SW846 6010B**	**02/01/08**	**KGCM11AW**
		Dilution Factor: 1		Analysis Time..: 16:11	Analyst ID.....: 001644	
		Instrument ID..: I5		MDL.....: 4.5		

(Continued on next page)

Environmental Quality Mgt., Inc.

Client Sample ID: FWGLL12mw-113C-0589-GF

TOTAL Metals

Lot-Sample #...: A8A310102-026 Matrix.....: WG

PARAMETER	RESULT	REPORTING LIMIT	UNITS	METHOD	PREPARATION-ANALYSIS DATE	WORK ORDER #
Iron	**88300 J**	**50.0**	**ug/L**	**SW846 6020**	**02/01-02/06/08**	**KGCM11AH**
		Dilution Factor: 1		Analysis Time..: 14:53	Analyst ID.....: 002260	
		Instrument ID..: I8		MDL.....: 26.0		
Mercury	ND	0.20	ug/L	SW846 7470A	02/01-02/06/08	KGCM11AD
		Dilution Factor: 1		Analysis Time..: 10:20	Analyst ID.....: 001086	
		Instrument ID..: H4		MDL.....: 0.12		
Potassium	**11800 J**	**1000**	**ug/L**	**SW846 6010B**	**02/01/08**	**KGCM11AX**
		Dilution Factor: 1		Analysis Time..: 16:11	Analyst ID.....: 001644	
		Instrument ID..: I5		MDL.....: 72.0		
Magnesium	**122000 J**	**1000**	**ug/L**	**SW846 6010B**	**02/01/08**	**KGCM11A0**
		Dilution Factor: 1		Analysis Time..: 16:11	Analyst ID.....: 001644	
		Instrument ID..: I5		MDL.....: 34.0		
Manganese	**4410 J**	**10.0**	**ug/L**	**SW846 6010B**	**02/01/08**	**KGCM11A1**
		Dilution Factor: 1		Analysis Time..: 16:11	Analyst ID.....: 001644	
		Instrument ID..: I5		MDL.....: 0.41		
Sodium	**24200**	**1000**	**ug/L**	**SW846 6010B**	**02/01/08**	**KGCM11A2**
		Dilution Factor: 1		Analysis Time..: 16:11	Analyst ID.....: 001644	
		Instrument ID..: I5		MDL.....: 590		
Nickel	**77.1**	**10.0**	**ug/L**	**SW846 6010B**	**02/01/08**	**KGCM11AA**
		Dilution Factor: 1		Analysis Time..: 16:11	Analyst ID.....: 001644	
		Instrument ID..: I5		MDL.....: 3.2		
Lead	**47.0**	**3.0**	**ug/L**	**SW846 6010B**	**02/01/08**	**KGCM11AN**
		Dilution Factor: 1		Analysis Time..: 16:11	Analyst ID.....: 001644	
		Instrument ID..: I5		MDL.....: 1.9		
Antimony	**0.56 B**	**2.0**	**ug/L**	**SW846 6020**	**02/01-02/06/08**	**KGCM11AJ**
		Dilution Factor: 1		Analysis Time..: 14:53	Analyst ID.....: 002260	
		Instrument ID..: I8		MDL.....: 0.13		
Selenium	ND	5.0	ug/L	SW846 6010B	02/01/08	KGCM11AP
		Dilution Factor: 1		Analysis Time..: 16:11	Analyst ID.....: 001644	
		Instrument ID..: I5		MDL.....: 4.1		

(Continued on next page)

Environmental Quality Mgt., Inc.

Client Sample ID: FWGLL12mw-113C-0589-GF

TOTAL Metals

Lot-Sample #...: A8A310102-026 Matrix.....: WG

PARAMETER	RESULT	REPORTING LIMIT	UNITS	METHOD	PREPARATION-ANALYSIS DATE	WORK ORDER #
Thallium	0.42 B	1.0	ug/L	SW846 6020	02/01-02/06/08	KGCM11AL
		Dilution Factor: 1		Analysis Time..: 14:53	Analyst ID.....: 002260	
		Instrument ID..: I8		MDL.....: 0.14		
Vanadium	46.7	10.0	ug/L	SW846 6010B	02/01/08	KGCM11AC
		Dilution Factor: 1		Analysis Time..: 16:11	Analyst ID.....: 001644	
		Instrument ID..: I5		MDL.....: 0.64		
Zinc	178 J	10.0	ug/L	SW846 6020	02/01-02/06/08	KGCM11AK
		Dilution Factor: 1		Analysis Time..: 14:53	Analyst ID.....: 002260	
		Instrument ID..: I8		MDL.....: 2.3		

NOTE(S):

J Method blank contamination. The associated method blank contains the target analyte at a reportable level.

B Estimated result. Result is less than RL.

Environmental Quality Mgt., Inc.

Client Sample ID: FWGLL1mw-063C-0565-GF

TOTAL Metals

Lot-Sample #...: A8A310102-031 Matrix.....: WG
Date Sampled...: 01/30/08 15:45 Date Received..: 01/31/08

PARAMETER	RESULT	REPORTING LIMIT	UNITS	METHOD	PREPARATION-ANALYSIS DATE	WORK ORDER #
Prep Batch #...: 8032013						
Silver	ND	5.0	ug/L	SW846 6010B	02/01/08	KGCNM1AM
		Dilution Factor: 1		Analysis Time..: 16:15	Analyst ID.....: 001644	
		Instrument ID..: I5		MDL.....: 2.2		
Aluminum	**460**	**50.0**	**ug/L**	**SW846 6020**	**02/01-02/06/08**	**KGCNM1AA**
		Dilution Factor: 1		Analysis Time..: 14:57	Analyst ID.....: 002260	
		Instrument ID..: I8		MDL.....: 19.0		
Arsenic	ND	5.0	ug/L	SW846 6010B	02/01/08	KGCNM1AJ
		Dilution Factor: 1		Analysis Time..: 16:15	Analyst ID.....: 001644	
		Instrument ID..: I5		MDL.....: 3.2		
Barium	**23.2 J**	**10.0**	**ug/L**	**SW846 6010B**	**02/01/08**	**KGCNM1AN**
		Dilution Factor: 1		Analysis Time..: 16:15	Analyst ID.....: 001644	
		Instrument ID..: I5		MDL.....: 0.67		
Beryllium	ND	1.0	ug/L	SW846 6020	02/01-02/06/08	KGCNM1AC
		Dilution Factor: 1		Analysis Time..: 14:57	Analyst ID.....: 002260	
		Instrument ID..: I8		MDL.....: 0.20		
Calcium	**7810 J**	**1000**	**ug/L**	**SW846 6010B**	**02/01/08**	**KGCNM1AP**
		Dilution Factor: 1		Analysis Time..: 16:15	Analyst ID.....: 001644	
		Instrument ID..: I5		MDL.....: 130		
Cadmium	**0.33 B**	**0.50**	**ug/L**	**SW846 6020**	**02/01-02/06/08**	**KGCNM1AD**
		Dilution Factor: 1		Analysis Time..: 14:57	Analyst ID.....: 002260	
		Instrument ID..: I8		MDL.....: 0.13		
Cobalt	**12.2**	**5.0**	**ug/L**	**SW846 6010B**	**02/01/08**	**KGCNM1AQ**
		Dilution Factor: 1		Analysis Time..: 16:15	Analyst ID.....: 001644	
		Instrument ID..: I5		MDL.....: 1.7		
Chromium	ND	5.0	ug/L	SW846 6010B	02/01/08	KGCNM1AR
		Dilution Factor: 1		Analysis Time..: 16:15	Analyst ID.....: 001644	
		Instrument ID..: I5		MDL.....: 2.2		
Copper	**12.3**	**5.0**	**ug/L**	**SW846 6010B**	**02/01/08**	**KGCNM1AT**
		Dilution Factor: 1		Analysis Time..: 16:15	Analyst ID.....: 001644	
		Instrument ID..: I5		MDL.....: 4.5		

(Continued on next page)

Environmental Quality Mgt., Inc.

Client Sample ID: FWGLL1mw-063C-0565-GF

TOTAL Metals

Lot-Sample #...: A8A310102-031 **Matrix.....:** WG

PARAMETER	RESULT	REPORTING LIMIT	UNITS	METHOD	PREPARATION-ANALYSIS DATE	WORK ORDER #
Iron	ND	50.0	ug/L	SW846 6020	02/01-02/06/08	KGCNM1AE
		Dilution Factor: 1		Analysis Time..: 14:57	Analyst ID.....: 002260	
		Instrument ID..: I8		MDL.....: 26.0		
Mercury	ND	0.20	ug/L	SW846 7470A	02/01-02/06/08	KGCNM1A2
		Dilution Factor: 1		Analysis Time..: 10:27	Analyst ID.....: 001086	
		Instrument ID..: H4		MDL.....: 0.12		
Potassium	**1490 J**	**1000**	**ug/L**	**SW846 6010B**	**02/01/08**	**KGCNM1AU**
		Dilution Factor: 1		Analysis Time..: 16:15	Analyst ID.....: 001644	
		Instrument ID..: I5		MDL.....: 72.0		
Magnesium	**8420 J**	**1000**	**ug/L**	**SW846 6010B**	**02/01/08**	**KGCNM1AV**
		Dilution Factor: 1		Analysis Time..: 16:15	Analyst ID.....: 001644	
		Instrument ID..: I5		MDL.....: 34.0		
Manganese	**348 J**	**10.0**	**ug/L**	**SW846 6010B**	**02/01/08**	**KGCNM1AW**
		Dilution Factor: 1		Analysis Time..: 16:15	Analyst ID.....: 001644	
		Instrument ID..: I5		MDL.....: 0.41		
Sodium	**8810**	**1000**	**ug/L**	**SW846 6010B**	**02/01/08**	**KGCNM1AX**
		Dilution Factor: 1		Analysis Time..: 16:15	Analyst ID.....: 001644	
		Instrument ID..: I5		MDL.....: 590		
Nickel	**56.4**	**10.0**	**ug/L**	**SW846 6010B**	**02/01/08**	**KGCNM1A0**
		Dilution Factor: 1		Analysis Time..: 16:15	Analyst ID.....: 001644	
		Instrument ID..: I5		MDL.....: 3.2		
Lead	ND	3.0	ug/L	SW846 6010B	02/01/08	KGCNM1AK
		Dilution Factor: 1		Analysis Time..: 16:15	Analyst ID.....: 001644	
		Instrument ID..: I5		MDL.....: 1.9		
Antimony	ND	2.0	ug/L	SW846 6020	02/01-02/06/08	KGCNM1AF
		Dilution Factor: 1		Analysis Time..: 14:57	Analyst ID.....: 002260	
		Instrument ID..: I8		MDL.....: 0.13		
Selenium	ND	5.0	ug/L	SW846 6010B	02/01/08	KGCNM1AL
		Dilution Factor: 1		Analysis Time..: 16:15	Analyst ID.....: 001644	
		Instrument ID..: I5		MDL.....: 4.1		

(Continued on next page)

Environmental Quality Mgt., Inc.

Client Sample ID: FWGLL1mw-063C-0565-GF

TOTAL Metals

Lot-Sample #...: A8A310102-031 **Matrix.....:** WG

PARAMETER	RESULT	REPORTING LIMIT	UNITS	METHOD	PREPARATION-ANALYSIS DATE	WORK ORDER #
Thallium	ND	1.0	ug/L	SW846 6020	02/01-02/06/08	KGCNM1AH
		Dilution Factor: 1		Analysis Time..: 14:57	Analyst ID.....: 002260	
		Instrument ID..: I8		MDL.....: 0.14		
Vanadium	ND	10.0	ug/L	SW846 6010B	02/01/08	KGCNM1A1
		Dilution Factor: 1		Analysis Time..: 16:15	Analyst ID.....: 001644	
		Instrument ID..: I5		MDL.....: 0.64		
Zinc	**56.9 J**	**10.0**	**ug/L**	**SW846 6020**	**02/01-02/06/08**	**KGCNM1AG**
		Dilution Factor: 1		Analysis Time..: 14:57	Analyst ID.....: 002260	
		Instrument ID..: I8		MDL.....: 2.3		

NOTE(S):

J Method blank contamination. The associated method blank contains the target analyte at a reportable level.

B Estimated result. Result is less than RL.

METHOD BLANK REPORT

TOTAL Metals

Client Lot #...: A8A310102 **Matrix.....:** WATER

PARAMETER	RESULT	REPORTING LIMIT	UNITS	METHOD	PREPARATION-ANALYSIS DATE	WORK ORDER #
MB Lot-Sample #: A8B010000-013 **Prep Batch #...:** 8032013						
Aluminum	ND	50.0	ug/L	SW846 6020	02/01-02/06/08	KGEKA1AE
		Dilution Factor: 1				
		Analysis Time..: 13:21		Analyst ID.....: 002260	Instrument ID..: I8	
Antimony	ND	2.0	ug/L	SW846 6020	02/01-02/06/08	KGEKA1AJ
		Dilution Factor: 1				
		Analysis Time..: 13:21		Analyst ID.....: 002260	Instrument ID..: I8	
Arsenic	ND	5.0	ug/L	SW846 6010B	02/01/08	KGEKA1AM
		Dilution Factor: 1				
		Analysis Time..: 14:16		Analyst ID.....: 001644	Instrument ID..: I5	
Barium	**0.99 B**	**10.0**	**ug/L**	**SW846 6010B**	**02/01/08**	**KGEKA1AR**
		Dilution Factor: 1				
		Analysis Time..: 14:16		Analyst ID.....: 001644	Instrument ID..: I5	
Beryllium	ND	1.0	ug/L	SW846 6020	02/01-02/06/08	KGEKA1AF
		Dilution Factor: 1				
		Analysis Time..: 13:21		Analyst ID.....: 002260	Instrument ID..: I8	
Cadmium	ND	0.50	ug/L	SW846 6020	02/01-02/06/08	KGEKA1AG
		Dilution Factor: 1				
		Analysis Time..: 13:21		Analyst ID.....: 002260	Instrument ID..: I8	
Calcium	**429 B**	**1000**	**ug/L**	**SW846 6010B**	**02/01/08**	**KGEKA1AT**
		Dilution Factor: 1				
		Analysis Time..: 14:16		Analyst ID.....: 001644	Instrument ID..: I5	
Chromium	ND	5.0	ug/L	SW846 6010B	02/01/08	KGEKA1AV
		Dilution Factor: 1				
		Analysis Time..: 14:16		Analyst ID.....: 001644	Instrument ID..: I5	
Cobalt	ND	5.0	ug/L	SW846 6010B	02/01/08	KGEKA1AU
		Dilution Factor: 1				
		Analysis Time..: 14:16		Analyst ID.....: 001644	Instrument ID..: I5	
Copper	ND	5.0	ug/L	SW846 6010B	02/01/08	KGEKA1AW
		Dilution Factor: 1				
		Analysis Time..: 14:16		Analyst ID.....: 001644	Instrument ID..: I5	
Iron	**49.4 B**	**50.0**	**ug/L**	**SW846 6020**	**02/01-02/06/08**	**KGEKA1AH**
		Dilution Factor: 1				
		Analysis Time..: 13:21		Analyst ID.....: 002260	Instrument ID..: I8	

(Continued on next page)

METHOD BLANK REPORT

TOTAL Metals

Client Lot #...: A8A310102 **Matrix.....:** WATER

PARAMETER	RESULT	REPORTING LIMIT	UNITS	METHOD	PREPARATION-ANALYSIS DATE	WORK ORDER #
Lead	ND	3.0	ug/L	SW846 6010B	02/01/08	KGEKA1AN
		Dilution Factor: 1				
		Analysis Time..: 14:16		Analyst ID.....: 001644	Instrument ID..: I5	
Magnesium	**76.6 B**	**1000**	**ug/L**	**SW846 6010B**	**02/01/08**	**KGEKA1A0**
		Dilution Factor: 1				
		Analysis Time..: 14:16		Analyst ID.....: 001644	Instrument ID..: I5	
Manganese	**1.2 B**	**10.0**	**ug/L**	**SW846 6010B**	**02/01/08**	**KGEKA1A1**
		Dilution Factor: 1				
		Analysis Time..: 14:16		Analyst ID.....: 001644	Instrument ID..: I5	
Mercury	ND	0.20	ug/L	SW846 7470A	02/01-02/06/08	KGEKA1AD
		Dilution Factor: 1				
		Analysis Time..: 09:59		Analyst ID.....: 001086	Instrument ID..: H4	
Nickel	ND	10.0	ug/L	SW846 6010B	02/01/08	KGEKA1AA
		Dilution Factor: 1				
		Analysis Time..: 14:16		Analyst ID.....: 001644	Instrument ID..: I5	
Potassium	**157 B**	**1000**	**ug/L**	**SW846 6010B**	**02/01/08**	**KGEKA1AX**
		Dilution Factor: 1				
		Analysis Time..: 14:16		Analyst ID.....: 001644	Instrument ID..: I5	
Selenium	ND	5.0	ug/L	SW846 6010B	02/01/08	KGEKA1AP
		Dilution Factor: 1				
		Analysis Time..: 14:16		Analyst ID.....: 001644	Instrument ID..: I5	
Silver	ND	5.0	ug/L	SW846 6010B	02/01/08	KGEKA1AQ
		Dilution Factor: 1				
		Analysis Time..: 14:16		Analyst ID.....: 001644	Instrument ID..: I5	
Sodium	ND	1000	ug/L	SW846 6010B	02/01/08	KGEKA1A2
		Dilution Factor: 1				
		Analysis Time..: 14:16		Analyst ID.....: 001644	Instrument ID..: I5	
Thallium	ND	1.0	ug/L	SW846 6020	02/01-02/06/08	KGEKA1AL
		Dilution Factor: 1				
		Analysis Time..: 13:21		Analyst ID.....: 002260	Instrument ID..: I8	
Vanadium	ND	10.0	ug/L	SW846 6010B	02/01/08	KGEKA1AC
		Dilution Factor: 1				
		Analysis Time..: 14:16		Analyst ID.....: 001644	Instrument ID..: I5	
Zinc	**5.2 B**	**10.0**	**ug/L**	**SW846 6020**	**02/01-02/06/08**	**KGEKA1AK**
		Dilution Factor: 1				
		Analysis Time..: 13:21		Analyst ID.....: 002260	Instrument ID..: I8	

(Continued on next page)

METHOD BLANK REPORT

TOTAL Metals

Client Lot #...: A8A310102 **Matrix.....:** WATER

NOTE(S):

Calculations are performed before rounding to avoid round-off errors in calculated results.

B Estimated result. Result is less than RL.

Method Blank Outlier Report

Lab Reporting Batch : A8A310102
Lab ID: STLCAN
Analysis Method : 6010B
Analysis Date : 02/01/2008
Preparation Type : 3005A
Preparation Date : 02/01/2008
Method Blank Lab Sample ID : A8B010000013B
Preparation Batch : 8032013

Barium	Result	Reporting Limit	Units	Lab Qual	Comments
Method Blank Result:	0.99	10.0	ug/L	B	

Barium contamination found in the method blank did not qualify any samples.

Calcium	Result	Reporting Limit	Units	Lab Qual	Comments
Method Blank Result:	429	1000	ug/L	B	

Calcium contamination found in the method blank did not qualify any samples.

Magnesium	Result	Reporting Limit	Units	Lab Qual	Comments
Method Blank Result:	76.6	1000	ug/L	B	

Magnesium contamination found in the method blank did not qualify any samples.

Manganese	Result	Reporting Limit	Units	Lab Qual	Comments
Method Blank Result:	1.2	10.0	ug/L	B	

Manganese contamination found in the method blank did not qualify any samples.

Potassium	Result	Reporting Limit	Units	Lab Qual	Comments
Method Blank Result:	157	1000	ug/L	B	

Potassium was qualified due to method blank contamination in the following associated samples:

Client Sample ID	Lab Sample ID	Dilution	Result	Lab Qual	Result Units
FWGEQUIPRINSE3-0611-G	A8A310102019	1	151	B J	ug/L
FWGLL4mw-200C-0586-GF	A8A310102022	1	635	B J	ug/L

Iron	Result	Reporting Limit	Units	Lab Qual	Comments
Method Blank Result:	49.4	50.0	ug/L	B	

Iron contamination found in the method blank did not qualify any samples.

Method Blank Outlier Report

Lab Reporting Batch : A8A310102
Lab ID: STLCAN
Analysis Method : 6020
Analysis Date : 02/06/2008
Preparation Type : 3005A
Preparation Date : 02/01/2008
Method Blank Lab Sample ID : A8B010000013B
Preparation Batch : 8032013

Zinc	Result	Reporting Limit	Units	Lab Qual	Comments
Method Blank Result:	5.2	10.0	ug/L	B	

Zinc was qualified due to method blank contamination in the following associated samples:

Client Sample ID	Lab Sample ID	Dilution	Result	Lab Qual	Result Units
FWGLL12mw-128C-0590-GF	A8A310102018	1	12.4	J	ug/L
FWGLL12mw-185C-0593-GF	A8A310102006	1	5.3	B J	ug/L
FWGLL12mw-187C-0594-GF	A8A310102014	1	9.7	B J	ug/L
FWGLL12mw-243C-0598-GF	A8A310102016	1	5.6	B J	ug/L
FWGLL12mw-244C-0599-GF	A8A310102008	1	3.0	B J	ug/L
FWGLL12mw-245C-0600-GF	A8A310102002	1	2.5	B J	ug/L
FWGLL12mw-246C-0566-GF	A8A310102010	1	3.7	B J	ug/L
FWGLL12mw-DUP4-0604-G	A8A310102004	1	5.2	B J	ug/L
FWGLL4mw-200C-0586-GF	A8A310102022	1	2.3	B J	ug/L

LABORATORY CONTROL SAMPLE EVALUATION REPORT

TOTAL Metals

Client Lot #...: A8A310102 **Matrix.....:** WATER

PARAMETER	PERCENT RECOVERY	RECOVERY LIMITS	METHOD	PREPARATION-ANALYSIS DATE	WORK ORDER #
LCS Lot-Sample#: A8B010000-013 **Prep Batch #...:** 8032013					
Nickel	85	(80 - 120)	SW846 6010B	02/01/08	KGEKA1A3
		Dilution Factor: 1	Analysis Time..: 14:21	Analyst ID.....: 001644	
		Instrument ID..: I5			
Vanadium	90	(80 - 120)	SW846 6010B	02/01/08	KGEKA1A4
		Dilution Factor: 1	Analysis Time..: 14:21	Analyst ID.....: 001644	
		Instrument ID..: I5			
Mercury	100	(80 - 120)	SW846 7470A	02/01-02/06/08	KGEKA1A5
		Dilution Factor: 1	Analysis Time..: 10:00	Analyst ID.....: 001086	
		Instrument ID..: H4			
Aluminum	100	(80 - 120)	SW846 6020	02/01-02/06/08	KGEKA1A6
		Dilution Factor: 1	Analysis Time..: 13:25	Analyst ID.....: 002260	
		Instrument ID..: I8			
Beryllium	101	(80 - 120)	SW846 6020	02/01-02/06/08	KGEKA1A7
		Dilution Factor: 1	Analysis Time..: 13:25	Analyst ID.....: 002260	
		Instrument ID..: I8			
Cadmium	104	(80 - 120)	SW846 6020	02/01-02/06/08	KGEKA1A8
		Dilution Factor: 1	Analysis Time..: 13:25	Analyst ID.....: 002260	
		Instrument ID..: I8			
Iron	104	(80 - 120)	SW846 6020	02/01-02/06/08	KGEKA1A9
		Dilution Factor: 1	Analysis Time..: 13:25	Analyst ID.....: 002260	
		Instrument ID..: I8			
Antimony	97	(80 - 120)	SW846 6020	02/01-02/06/08	KGEKA1CA
		Dilution Factor: 1	Analysis Time..: 13:25	Analyst ID.....: 002260	
		Instrument ID..: I8			
Zinc	105	(80 - 120)	SW846 6020	02/01-02/06/08	KGEKA1CC
		Dilution Factor: 1	Analysis Time..: 13:25	Analyst ID.....: 002260	
		Instrument ID..: I8			
Thallium	93	(80 - 120)	SW846 6020	02/01-02/06/08	KGEKA1CD
		Dilution Factor: 1	Analysis Time..: 13:25	Analyst ID.....: 002260	
		Instrument ID..: I8			

(Continued on next page)

LABORATORY CONTROL SAMPLE EVALUATION REPORT

TOTAL Metals

Client Lot #...: A8A310102 **Matrix.....:** WATER

PARAMETER	PERCENT RECOVERY	RECOVERY LIMITS	METHOD	PREPARATION-ANALYSIS DATE	WORK ORDER #
Arsenic	81	(80 - 120)	SW846 6010B	02/01/08	KGEKA1CE
		Dilution Factor: 1	Analysis Time..: 14:21		Analyst ID.....: 001644
		Instrument ID..: I5			
Lead	85	(80 - 120)	SW846 6010B	02/01/08	KGEKA1CF
		Dilution Factor: 1	Analysis Time..: 14:21		Analyst ID.....: 001644
		Instrument ID..: I5			
Selenium	91	(80 - 120)	SW846 6010B	02/01/08	KGEKA1CG
		Dilution Factor: 1	Analysis Time..: 14:21		Analyst ID.....: 001644
		Instrument ID..: I5			
Silver	99	(80 - 120)	SW846 6010B	02/01/08	KGEKA1CH
		Dilution Factor: 1	Analysis Time..: 14:21		Analyst ID.....: 001644
		Instrument ID..: I5			
Barium	90	(80 - 120)	SW846 6010B	02/01/08	KGEKA1CJ
		Dilution Factor: 1	Analysis Time..: 14:21		Analyst ID.....: 001644
		Instrument ID..: I5			
Calcium	88	(80 - 120)	SW846 6010B	02/01/08	KGEKA1CK
		Dilution Factor: 1	Analysis Time..: 14:21		Analyst ID.....: 001644
		Instrument ID..: I5			
Cobalt	88	(80 - 120)	SW846 6010B	02/01/08	KGEKA1CL
		Dilution Factor: 1	Analysis Time..: 14:21		Analyst ID.....: 001644
		Instrument ID..: I5			
Chromium	89	(80 - 120)	SW846 6010B	02/01/08	KGEKA1CM
		Dilution Factor: 1	Analysis Time..: 14:21		Analyst ID.....: 001644
		Instrument ID..: I5			
Copper	90	(80 - 120)	SW846 6010B	02/01/08	KGEKA1CN
		Dilution Factor: 1	Analysis Time..: 14:21		Analyst ID.....: 001644
		Instrument ID..: I5			
Potassium	90	(80 - 120)	SW846 6010B	02/01/08	KGEKA1CP
		Dilution Factor: 1	Analysis Time..: 14:21		Analyst ID.....: 001644
		Instrument ID..: I5			
Magnesium	89	(80 - 120)	SW846 6010B	02/01/08	KGEKA1CQ
		Dilution Factor: 1	Analysis Time..: 14:21		Analyst ID.....: 001644
		Instrument ID..: I5			

(Continued on next page)

LABORATORY CONTROL SAMPLE EVALUATION REPORT

TOTAL Metals

Client Lot #...: A8A310102 **Matrix.....:** WATER

PARAMETER	PERCENT RECOVERY	RECOVERY LIMITS	METHOD	PREPARATION-ANALYSIS DATE	WORK ORDER #
Manganese	93	(80 - 120)	SW846 6010B	02/01/08	KGEKA1CR
		Dilution Factor: 1	Analysis Time..: 14:21		Analyst ID.....: 001644
		Instrument ID..: I5			
Sodium	90	(80 - 120)	SW846 6010B	02/01/08	KGEKA1CT
		Dilution Factor: 1	Analysis Time..: 14:21		Analyst ID.....: 001644
		Instrument ID..: I5			

NOTE(S):

Calculations are performed before rounding to avoid round-off errors in calculated results.

MATRIX SPIKE SAMPLE EVALUATION REPORT

TOTAL Metals

Client Lot #...: A8A310102 **Matrix.....:** WG
Date Sampled...: 01/30/08 13:15 **Date Received..:** 01/31/08

PARAMETER	PERCENT RECOVERY	RECOVERY LIMITS	METHOD	PREPARATION-ANALYSIS DATE	WORK ORDER #
MS Lot-Sample #: A8A310102-018 **Prep Batch #...:** 8032013					
Aluminum	106	(75 - 125)	SW846 6020	02/01-02/06/08	KGCL51AM
		Dilution Factor: 1	Analysis Time..: 14:12	Instrument ID..: I8	
		Analyst ID.....: 002260			
Antimony	83	(75 - 125)	SW846 6020	02/01-02/06/08	KGCL51A2
		Dilution Factor: 1	Analysis Time..: 14:12	Instrument ID..: I8	
		Analyst ID.....: 002260			
Arsenic	83	(75 - 125)	SW846 6010B	02/01/08	KGCL51CC
		Dilution Factor: 1	Analysis Time..: 15:18	Instrument ID..: I5	
		Analyst ID.....: 001644			
Barium	91	(75 - 125)	SW846 6010B	02/01/08	KGCL51CQ
		Dilution Factor: 1	Analysis Time..: 15:18	Instrument ID..: I5	
		Analyst ID.....: 001644			
Beryllium	80	(75 - 125)	SW846 6020	02/01-02/06/08	KGCL51AQ
		Dilution Factor: 1	Analysis Time..: 14:12	Instrument ID..: I8	
		Analyst ID.....: 002260			
Cadmium	86	(75 - 125)	SW846 6020	02/01-02/06/08	KGCL51AU
		Dilution Factor: 1	Analysis Time..: 14:12	Instrument ID..: I8	
		Analyst ID.....: 002260			
Calcium	75	(75 - 125)	SW846 6010B	02/01/08	KGCL51CU
		Dilution Factor: 1	Analysis Time..: 15:18	Instrument ID..: I5	
		Analyst ID.....: 001644			
Chromium	90	(75 - 125)	SW846 6010B	02/01/08	KGCL51C2
		Dilution Factor: 1	Analysis Time..: 15:18	Instrument ID..: I5	
		Analyst ID.....: 001644			
Cobalt	88	(75 - 125)	SW846 6010B	02/01/08	KGCL51CX
		Dilution Factor: 1	Analysis Time..: 15:18	Instrument ID..: I5	
		Analyst ID.....: 001644			
Copper	92	(75 - 125)	SW846 6010B	02/01/08	KGCL51C5
		Dilution Factor: 1	Analysis Time..: 15:18	Instrument ID..: I5	
		Analyst ID.....: 001644			

(Continued on next page)

MATRIX SPIKE SAMPLE EVALUATION REPORT

TOTAL Metals

Client Lot #...: A8A310102 **Matrix.....:** WG
Date Sampled...: 01/30/08 13:15 **Date Received..:** 01/31/08

PARAMETER	PERCENT RECOVERY	RECOVERY LIMITS	METHOD	PREPARATION-ANALYSIS DATE	WORK ORDER #
Iron	NC,MSB	(75 - 125)	SW846 6020	02/01-02/06/08	KGCL51AX
		Dilution Factor: 1	Analysis Time..: 14:12		Instrument ID..: I8
		Analyst ID.....: 002260			
Lead	84	(75 - 125)	SW846 6010B	02/01/08	KGCL51CF
		Dilution Factor: 1	Analysis Time..: 15:18		Instrument ID..: I5
		Analyst ID.....: 001644			
Magnesium	86	(75 - 125)	SW846 6010B	02/01/08	KGCL51DC
		Dilution Factor: 1	Analysis Time..: 15:18		Instrument ID..: I5
		Analyst ID.....: 001644			
Manganese	93	(75 - 125)	SW846 6010B	02/01/08	KGCL51DF
		Dilution Factor: 1	Analysis Time..: 15:18		Instrument ID..: I5
		Analyst ID.....: 001644			
Mercury	100	(80 - 120)	SW846 7470A	02/01-02/06/08	KGCL51AJ
		Dilution Factor: 1	Analysis Time..: 10:06		Instrument ID..: H4
		Analyst ID.....: 001086			
Nickel	84	(75 - 125)	SW846 6010B	02/01/08	KGCL51AC
		Dilution Factor: 1	Analysis Time..: 15:18		Instrument ID..: I5
		Analyst ID.....: 001644			
Potassium	93	(75 - 125)	SW846 6010B	02/01/08	KGCL51C8
		Dilution Factor: 1	Analysis Time..: 15:18		Instrument ID..: I5
		Analyst ID.....: 001644			
Selenium	92	(75 - 125)	SW846 6010B	02/01/08	KGCL51CJ
		Dilution Factor: 1	Analysis Time..: 15:18		Instrument ID..: I5
		Analyst ID.....: 001644			
Silver	102	(75 - 125)	SW846 6010B	02/01/08	KGCL51CM
		Dilution Factor: 1	Analysis Time..: 15:18		Instrument ID..: I5
		Analyst ID.....: 001644			
Sodium	89	(75 - 125)	SW846 6010B	02/01/08	KGCL51DJ
		Dilution Factor: 1	Analysis Time..: 15:18		Instrument ID..: I5
		Analyst ID.....: 001644			
Thallium	83	(75 - 125)	SW846 6020	02/01-02/06/08	KGCL51A8
		Dilution Factor: 1	Analysis Time..: 14:12		Instrument ID..: I8
		Analyst ID.....: 002260			

(Continued on next page)

MATRIX SPIKE SAMPLE EVALUATION REPORT

TOTAL Metals

Client Lot #...: A8A310102 **Matrix.....:** WG
Date Sampled...: 01/30/08 13:15 **Date Received..:** 01/31/08

PARAMETER	PERCENT RECOVERY	RECOVERY LIMITS	METHOD	PREPARATION-ANALYSIS DATE	WORK ORDER #
Vanadium	91	(75 - 125)	SW846 6010B	02/01/08	KGCL51AF
		Dilution Factor: 1	Analysis Time..: 15:18		Instrument ID..: I5
		Analyst ID.....: 001644			
Zinc	87	(75 - 125)	SW846 6020	02/01-02/06/08	KGCL51A5
		Dilution Factor: 1	Analysis Time..: 14:12		Instrument ID..: I8
		Analyst ID.....: 002260			

NOTE(S):

Calculations are performed before rounding to avoid round-off errors in calculated results.

NC The recovery and/or RPD were not calculated.

MSB The recovery and RPD were not calculated because the sample amount was greater than four times the spike amount.

Matrix Spike / Matrix Spike Duplicate Recovery and RPD Outlier Report

Method Batch : 8032013 **Analysis Method :** 6020 **Analysis Date :** 02/06/2008
Preparation Batch : 8032013 **Preparation Type :** 3005A **Preparation Date :** 02/01/2008
Lab Reporting Batch : A8A310102 **Lab ID:** STLCAN

Client Sample ID	Lab Sample ID	Matrix	Analyte Name	Reported *		Project Limits (Percent)			
				Percent Recovery	RPD	Rejection Point**	Lower Limit	Upper Limit	RPD
FWGLL12mw-128C-0590	A8A310102018S	AQ	Iron	0		30.00	75.00	125.00	20.00

Associated Samples: Parent sample only

Client Sample ID	Lab Sample ID
FWGLL12mw-128C-0590-GF	A8A310102018

No qualifications since parent concentration greater than 4x spike amount.

DLO 3/15/08

* Only those Percent Recovery and/or RPD values outside project limits are listed in this report.
** Metal are also assessed against an upper rejection point of 150 percent for waters and 200 percent for soils and sediments

Project Number and Name: ***030240.0006 - Ravenna***

SAMPLE DUPLICATE EVALUATION REPORT

Metals

Client Lot #...: A8A310102 **Work Order #...:** KGCL5-SMP KGCL5-DUP **Matrix.....:** WG

Date Sampled...: 01/30/08 13:15 **Date Received..:** 01/31/08

PARAM	RESULT	DUPLICATE RESULT	UNITS	RPD	RPD LIMIT	METHOD	PREPARATION-ANALYSIS DATE	PREP BATCH #
Silver						SD Lot-Sample #: A8A310102-018		
	ND	ND	ug/L	0	(0-20)	SW846 6010B	02/01/08	8032013
			Dilution Factor: 1			Analysis Time..: 15:18	Analyst ID.....: 001644	
			Instrument ID..: I5					
Aluminum						SD Lot-Sample #: A8A310102-018		
	1340	1430	ug/L	6.2	(0-20)	SW846 6020	02/01-02/06/08	8032013
			Dilution Factor: 1			Analysis Time..: 14:12	Analyst ID.....: 002260	
			Instrument ID..: I8					
Arsenic						SD Lot-Sample #: A8A310102-018		
	40.1	41.9	ug/L	4.4	(0-20)	SW846 6010B	02/01/08	8032013
			Dilution Factor: 1			Analysis Time..: 15:18	Analyst ID.....: 001644	
			Instrument ID..: I5					
Barium						SD Lot-Sample #: A8A310102-018		
	68.1 J	66.2	ug/L	2.8	(0-20)	SW846 6010B	02/01/08	8032013
			Dilution Factor: 1			Analysis Time..: 15:18	Analyst ID.....: 001644	
			Instrument ID..: I5					
Beryllium						SD Lot-Sample #: A8A310102-018		
	ND	ND	ug/L	0	(0-20)	SW846 6020	02/01-02/06/08	8032013
			Dilution Factor: 1			Analysis Time..: 14:12	Analyst ID.....: 002260	
			Instrument ID..: I8					
Calcium						SD Lot-Sample #: A8A310102-018		
	180000 J	175000	ug/L	2.6	(0-20)	SW846 6010B	02/01/08	8032013
			Dilution Factor: 1			Analysis Time..: 15:18	Analyst ID.....: 001644	
			Instrument ID..: I5					
Cadmium						SD Lot-Sample #: A8A310102-018		
	ND	ND	ug/L	0	(0-20)	SW846 6020	02/01-02/06/08	8032013
			Dilution Factor: 1			Analysis Time..: 14:12	Analyst ID.....: 002260	
			Instrument ID..: I8					
Cobalt						SD Lot-Sample #: A8A310102-018		
	ND	ND	ug/L	0	(0-20)	SW846 6010B	02/01/08	8032013
			Dilution Factor: 1			Analysis Time..: 15:18	Analyst ID.....: 001644	
			Instrument ID..: I5					
Chromium						SD Lot-Sample #: A8A310102-018		
	ND	ND	ug/L	0	(0-20)	SW846 6010B	02/01/08	8032013
			Dilution Factor: 1			Analysis Time..: 15:18	Analyst ID.....: 001644	
			Instrument ID..: I5					

(Continued on next page)

SAMPLE DUPLICATE EVALUATION REPORT

Metals

Lot-Sample #...: A8A310102-000 **Work Order #...:** KGCL5-SMP KGCL5-DUP **Matrix.....:** WG

PARAM	RESULT	DUPLICATE RESULT	UNITS	RPD	RPD LIMIT	METHOD	PREPARATION-ANALYSIS DATE	PREP BATCH #
Copper						SD Lot-Sample #: A8A310102-018		
	ND	ND	ug/L	0	(0-20)	SW846 6010B	02/01/08	8032013
		Dilution Factor: 1				Analysis Time..: 15:18	Analyst ID.....: 001644	
		Instrument ID..: I5						
Iron						SD Lot-Sample #: A8A310102-018		
	7310 J	7440	ug/L	1.8	(0-20)	SW846 6020	02/01-02/06/08	8032013
		Dilution Factor: 1				Analysis Time..: 14:12	Analyst ID.....: 002260	
		Instrument ID..: I8						
Mercury						SD Lot-Sample #: A8A310102-018		
	ND	ND	ug/L	0	(0-20)	SW846 7470A	02/01-02/06/08	8032013
		Dilution Factor: 1				Analysis Time..: 10:06	Analyst ID.....: 001086	
		Instrument ID..: H4						
Potassium						SD Lot-Sample #: A8A310102-018		
	2970 J	2940	ug/L	0.81	(0-20)	SW846 6010B	02/01/08	8032013
		Dilution Factor: 1				Analysis Time..: 15:18	Analyst ID.....: 001644	
		Instrument ID..: I5						
Magnesium						SD Lot-Sample #: A8A310102-018		
	108000 J	105000	ug/L	3.0	(0-20)	SW846 6010B	02/01/08	8032013
		Dilution Factor: 1				Analysis Time..: 15:18	Analyst ID.....: 001644	
		Instrument ID..: I5						
Manganese						SD Lot-Sample #: A8A310102-018		
	199 J	193	ug/L	2.8	(0-20)	SW846 6010B	02/01/08	8032013
		Dilution Factor: 1				Analysis Time..: 15:18	Analyst ID.....: 001644	
		Instrument ID..: I5						
Sodium						SD Lot-Sample #: A8A310102-018		
	23700	23100	ug/L	2.9	(0-20)	SW846 6010B	02/01/08	8032013
		Dilution Factor: 1				Analysis Time..: 15:18	Analyst ID.....: 001644	
		Instrument ID..: I5						
Nickel						SD Lot-Sample #: A8A310102-018		
	ND	ND	ug/L	0	(0-20)	SW846 6010B	02/01/08	8032013
		Dilution Factor: 1				Analysis Time..: 15:18	Analyst ID.....: 001644	
		Instrument ID..: I5						
Lead						SD Lot-Sample #: A8A310102-018		
	ND	ND	ug/L	0	(0-20)	SW846 6010B	02/01/08	8032013
		Dilution Factor: 1				Analysis Time..: 15:18	Analyst ID.....: 001644	
		Instrument ID..: I5						

(Continued on next page)

SAMPLE DUPLICATE EVALUATION REPORT

Metals

Lot-Sample #...: A8A310102-000 **Work Order #...:** KGCL5-SMP KGCL5-DUP **Matrix.....:** WG

PARAM	RESULT	DUPLICATE RESULT	UNITS	RPD	RPD LIMIT	METHOD	PREPARATION-ANALYSIS DATE	PREP BATCH #
Antimony						SD Lot-Sample #: A8A310102-018		
	ND	ND	ug/L	0	(0-20)	SW846 6020	02/01-02/06/08	8032013
		Dilution Factor: 1				Analysis Time..: 14:12	Analyst ID.....: 002260	
		Instrument ID..: I8						
Selenium						SD Lot-Sample #: A8A310102-018		
	ND	4.3 B	ug/L	200	(0-20)	SW846 6010B	02/01/08	8032013
		Dilution Factor: 1				Analysis Time..: 15:18	Analyst ID.....: 001644	
		Instrument ID..: I5						
Thallium						SD Lot-Sample #: A8A310102-018		
	ND	ND	ug/L	0	(0-20)	SW846 6020	02/01-02/06/08	8032013
		Dilution Factor: 1				Analysis Time..: 14:12	Analyst ID.....: 002260	
		Instrument ID..: I8						
Vanadium						SD Lot-Sample #: A8A310102-018		
	ND	1.4 B	ug/L	200	(0-20)	SW846 6010B	02/01/08	8032013
		Dilution Factor: 1				Analysis Time..: 15:18	Analyst ID.....: 001644	
		Instrument ID..: I5						
Zinc						SD Lot-Sample #: A8A310102-018		
	12.4 J	12.9	ug/L	3.8	(0-20)	SW846 6020	02/01-02/06/08	8032013
		Dilution Factor: 1				Analysis Time..: 14:12	Analyst ID.....: 002260	
		Instrument ID..: I8						

NOTE(S):

Calculations are performed before rounding to avoid round-off errors in calculated results.

J Method blank contamination. The associated method blank contains the target analyte at a reportable level.

B Estimated result. Result is less than RL.

```
:       Instrument Upload                                    Run Log - Page  1 :
:       Started Fri Feb  1 08:25:40 2008 by WILLIAML                           :
:       Data File: UPL$CAN_DATA_ROOT:<TJA>I50131A.ARC;1                        :
```

#	WorkOrder	Dilution	Date	Time	Batch	Lot	Instrument
1	STD1	1	31-JAN-2008	13:25:00			I5
2	CAL1	1	31-JAN-2008	13:31:00			I5
3	CAL2	1	31-JAN-2008	13:37:00			I5
4	CAL3	1	31-JAN-2008	13:42:00			I5
5	SCAL	1	31-JAN-2008	13:48:00			I5
6	CAL	1	31-JAN-2008	13:52:00			I5
7	ICV	1	31-JAN-2008	13:58:00			I5
8	ICB	1	31-JAN-2008	14:06:00			I5
9	CRI	MRL	31-JAN-2008	14:11:00			I5
10	ICSA	1	31-JAN-2008	14:18:00			I5
11	ICSAB	1	31-JAN-2008	14:23:00			I5
12	CCV	1	31-JAN-2008	14:30:00			I5
13	CCB	1	31-JAN-2008	14:39:00			I5
14	Z	1	31-JAN-2008	14:44:00			I5
15	KGCJAB	1	31-JAN-2008	15:26:00	8031021	A8A310000	I5
16	KGCJAC	1	31-JAN-2008	15:31:00	8031021	A8A310000	I5
17	KGAMJ	1	31-JAN-2008	15:38:00	8031021	A8A300208	I5
18	KGAMJL	1	31-JAN-2008	15:43:00			I5
19	KGAM1	5	31-JAN-2008	15:55:00	8031021	A8A300208	I5
20	KF9X3	10	31-JAN-2008	16:00:00	8031021	A8A300114	I5
21	KF9X6	10	31-JAN-2008	16:05:00	8031021	A8A300114	I5
22	KF9X9	10	31-JAN-2008	16:10:00	8031021	A8A300114	I5
23	KF962	1	31-JAN-2008	16:15:00	8031021	A8A300151	I5
24	CCV	1	31-JAN-2008	16:23:00			I5
25	CCB	1	31-JAN-2008	16:31:00			I5
26	KF962S	1	31-JAN-2008	16:36:00	8031021	A8A300151	I5
27	KF962D	1	31-JAN-2008	16:41:00	8031021	A8A300151	I5
28	KF97H	1	31-JAN-2008	16:48:00	8031021	A8A300151	I5
29	KF97P	1	31-JAN-2008	16:53:00	8031021	A8A300151	I5
30	KF972	1	31-JAN-2008	16:58:00	8031021	A8A300151	I5
31	KF98J	1	31-JAN-2008	17:03:00	8031021	A8A300151	I5
32	KF98P	1	31-JAN-2008	17:07:00	8031021	A8A300151	I5
33	KGAMJ	5	31-JAN-2008	17:12:00	8031021	A8A300208	I5
34	KGAMJL	25	31-JAN-2008	17:17:00			I5
35	CRI	MRL	31-JAN-2008	17:25:00			I5
36	CCV	1	31-JAN-2008	17:33:00			I5
37	CCB	1	31-JAN-2008	17:41:00			I5
38	CCV	1	01-FEB-2008	07:54:00			I5
39	CCB	1	01-FEB-2008	08:02:00			I5
40	KF9X3	50	01-FEB-2008	08:07:00	8031021	A8A300114	I5
41	KF9X9	50	01-FEB-2008	08:12:00	8031021	A8A300114	I5
42	KF98J	5	01-FEB-2008	08:17:00	8031021	A8A300151	I5
43	KF98P	5	01-FEB-2008	08:22:00	8031021	A8A300151	I5
44	CCV	1	01-FEB-2008	08:30:00			I5

---------- (continued) ----------

#	WorkOrder	Dilution	Date	Time	Batch	Lot	Instrument
45	CCB	1	01-FEB-2008	08:38:00			I5
46	CCV	1	01-FEB-2008	09:56:00			I5
47	CCB	1	01-FEB-2008	10:04:00			I5
48	CCV	1	01-FEB-2008	10:14:00			I5
49	CCB	1	01-FEB-2008	10:22:00			I5
50	KF9NRB	1	01-FEB-2008	10:27:00	8030015	A8A300000	I5
51	KF9NRC	1	01-FEB-2008	10:32:00	8030015	A8A300000	I5
52	KF7WP	1	01-FEB-2008	10:39:00	8030015	A8A290102	I5
53	KF7WT	1	01-FEB-2008	10:43:00	8030015	A8A290102	I5
54	KF7W0	1	01-FEB-2008	10:48:00	8030015	A8A290102	I5
55	KF7W3	1	01-FEB-2008	10:53:00	8030015	A8A290102	I5
56	KF7W5	1	01-FEB-2008	10:58:00	8030015	A8A290102	I5
57	KF7W7	1	01-FEB-2008	11:03:00	8030015	A8A290102	I5
58	KF7XC	1	01-FEB-2008	11:08:00	8030015	A8A290102	I5
59	KF7XF	1	01-FEB-2008	11:13:00	8030015	A8A290102	I5
60	CCV	1	01-FEB-2008	11:21:00			I5
61	CCB	1	01-FEB-2008	11:29:00			I5
62	KF7XJ	1	01-FEB-2008	11:34:00	8030015	A8A290102	I5
63	KF7XN	1	01-FEB-2008	11:39:00	8030015	A8A290102	I5
64	KF7XT	1	01-FEB-2008	11:44:00	8030015	A8A290102	I5
65	KF7XTL	1	01-FEB-2008	11:49:00			I5
66	KF7XTX	1	01-FEB-2008	11:54:00	8030015	A8A290102	I5
67	KF7XTS	1	01-FEB-2008	11:59:00	8030015	A8A290102	I5
68	KGCH2B	1	01-FEB-2008	12:05:00	8031017	A8A310000	I5
69	KGCH2C	1	01-FEB-2008	12:10:00	8031017	A8A310000	I5
70	KF9QP	1	01-FEB-2008	12:16:00	8031017	A8A300102	I5
71	KF9QPL	1	01-FEB-2008	12:21:00			I5
72	CCV	1	01-FEB-2008	12:29:00			I5
73	CCB	1	01-FEB-2008	12:37:00			I5
74	KF9QPX	1	01-FEB-2008	12:42:00	8031017	A8A300102	I5
75	KF9QPS	1	01-FEB-2008	12:47:00	8031017	A8A300102	I5
76	KF9QR	1	01-FEB-2008	12:54:00	8031017	A8A300102	I5
77	KF9QV	1	01-FEB-2008	12:59:00	8031017	A8A300102	I5
78	KF9QW	1	01-FEB-2008	13:04:00	8031017	A8A300102	I5
79	KF9Q0	1	01-FEB-2008	13:09:00	8031017	A8A300102	I5
80	KF9Q4	1	01-FEB-2008	13:13:00	8031017	A8A300102	I5
81	KF9Q6	1	01-FEB-2008	13:18:00	8031017	A8A300102	I5
82	KF9Q8	1	01-FEB-2008	13:23:00	8031017	A8A300102	I5
83	KF9RA	1	01-FEB-2008	13:28:00	8031017	A8A300102	I5
84	CCV	1	01-FEB-2008	13:36:00			I5
85	CCB	1	01-FEB-2008	13:44:00			I5
86	KF9RD	1	01-FEB-2008	13:49:00	8031017	A8A300102	I5
87	KF9RF	1	01-FEB-2008	13:54:00	8031017	A8A300102	I5
88	KF9RJ	1	01-FEB-2008	13:59:00	8031017	A8A300102	I5

(continued)

#	WorkOrder	Dilution	Date	Time	Batch	Lot	Instrument	
89	KF9RL	1	01-FEB-2008	14:10:00	8031017	A8A300102	I5	
90	KGEKAB	1	01-FEB-2008	14:16:00	8032013	A8B010000	I5	
91	KGEKAC	1	01-FEB-2008	14:21:00	8032013	A8B010000	I5	
92	KGCKX	1	01-FEB-2008	14:28:00	8032013	A8A310102	I5	
93	KGCK4	1	01-FEB-2008	14:33:00	8032013	A8A310102	I5	
94	KGCK9	1	01-FEB-2008	14:38:00	8032013	A8A310102	I5	
95	KGCLF	1	01-FEB-2008	14:43:00	8032013	A8A310102	I5	
96	CCV	1	01-FEB-2008	14:51:00			I5	
97	CCB	1	01-FEB-2008	14:59:00			I5	
98	KGCLL	1	01-FEB-2008	15:04:00	8032013	A8A310102	I5	
99	KGCLV	1	01-FEB-2008	15:09:00	8032013	A8A310102	I5	
100	KGCLX	1	01-FEB-2008	15:13:00	8032013	A8A310102	I5	
101	KGCL5	1	01-FEB-2008	15:18:00	8032013	A8A310102	I5	
102	KGCL5L	1	01-FEB-2008	15:23:00			I5	
103	KGCL5X	1	01-FEB-2008	15:28:00	8032013	A8A310102	I5	
104	KGCL5S	1	01-FEB-2008	15:33:00	8032013	A8A310102	I5	
105	KGCL8	1	01-FEB-2008	15:40:00	8032013	A8A310102	I5	
106	KGCMN	1	01-FEB-2008	15:45:00	8032013	A8A310102	I5	
107	KGCMT	1	01-FEB-2008	15:49:00	8032013	A8A310102	I5	
108	CCV	1	01-FEB-2008	15:58:00			I5	
109	CCB	1	01-FEB-2008	16:06:00			I5	
110	KGCM1	1	01-FEB-2008	16:11:00	8032013	A8A310102	I5	FWGLL12MW-113C-0589
111	KGCNM	1	01-FEB-2008	16:15:00	8032013	A8A310102	I5	FWGLL1MW-063C-0585
112	KGD1R	1	01-FEB-2008	16:20:00	8032013	A8A310224	I5	
113	KGD16	1	01-FEB-2008	16:25:00	8032013	A8A310224	I5	
114	KGD2X	1	01-FEB-2008	16:30:00	8032013	A8A310224	I5	
115	KGD27	1	01-FEB-2008	16:35:00	8032013	A8A310224	I5	
116	KGD3F	1	01-FEB-2008	16:40:00	8032013	A8A310224	I5	
117	KGD3N	1	01-FEB-2008	16:45:00	8032013	A8A310224	I5	
118	KGD3X	1	01-FEB-2008	16:50:00	8032013	A8A310224	I5	
119	KGD3XL	1	01-FEB-2008	16:55:00			I5	
120	CCV	1	01-FEB-2008	17:03:00			I5	
121	CCB	1	01-FEB-2008	17:11:00			I5	
122	KGD3XX	1	01-FEB-2008	17:16:00	8032013	A8A310224	I5	
123	KGD3XS	1	01-FEB-2008	17:21:00	8032013	A8A310224	I5	
124	KGEJ8B	1	01-FEB-2008	17:27:00	8032012	A8B010000	I5	
125	KGEJ8C	1	01-FEB-2008	17:32:00	8032012	A8B010000	I5	
126	KGCR9	1	01-FEB-2008	17:39:00	8032012	A8A310112	I5	
127	KGC3V	1	01-FEB-2008	17:44:00	8032012	A8A310137	I5	
128	KGC3VS	1	01-FEB-2008	17:49:00	8032012	A8A310137	I5	
129	KGC3VD	1	01-FEB-2008	17:54:00	8032012	A8A310137	I5	
130	KGC3X	1	01-FEB-2008	18:00:00	8032012	A8A310137	I5	
131	KGC30	1	01-FEB-2008	18:05:00	8032012	A8A310137	I5	
132	CCV	1	01-FEB-2008	18:13:00			I5	

(continued)

#	WorkOrder	Dilution	Date	Time	Batch	Lot	Instrument
133	CCB	1	01-FEB-2008	18:21:00			I5
134	KGC31	1	01-FEB-2008	18:26:00	8032012	A8A310137	I5
135	KGC32	1	01-FEB-2008	18:31:00	8032012	A8A310137	I5
136	KGC33	1	01-FEB-2008	18:36:00	8032012	A8A310137	I5
137	KGC34	1	01-FEB-2008	18:41:00	8032012	A8A310137	I5
138	KGC35	1	01-FEB-2008	18:46:00	8032012	A8A310137	I5
139	KGC36	1	01-FEB-2008	18:51:00	8032012	A8A310137	I5
140	KGC37	1	01-FEB-2008	18:56:00	8032012	A8A310137	I5
141	KGC38	1	01-FEB-2008	19:01:00	8032012	A8A310137	I5
142	KGC39	1	01-FEB-2008	19:06:00	8032012	A8A310137	I5
143	KGDRA	1	01-FEB-2008	19:11:00			I5
144	CCV	1	01-FEB-2008	19:19:00			I5
145	CCB	1	01-FEB-2008	19:27:00			I5
146	KGDRF	1	01-FEB-2008	19:32:00			I5
147	KGC11	1	01-FEB-2008	19:37:00			I5
148	KGC11L	1	01-FEB-2008	19:42:00			I5
149	KGC6W	100	01-FEB-2008	19:47:00			I5
150	CRI	MRL	01-FEB-2008	19:55:00			I5
151	CCV	1	01-FEB-2008	20:03:00			I5
152	CCB	1	01-FEB-2008	20:11:00			I5
153	CCV	1	04-FEB-2008	09:42:00			I5
154	CCB	1	04-FEB-2008	09:50:00			I5
155	KGCK9	5	04-FEB-2008	10:11:00	8032013	A8A310102	I5
156	KGCLV	5	04-FEB-2008	10:16:00	8032013	A8A310102	I5
157	KGC30	20	04-FEB-2008	10:21:00	8032012	A8A310137	I5
158	KGC31	10	04-FEB-2008	10:26:00	8032012	A8A310137	I5
159	KGC32	10	04-FEB-2008	10:31:00	8032012	A8A310137	I5
160	KGC30	50	04-FEB-2008	10:40:00	8032012	A8A310137	I5
161	CCV	1	04-FEB-2008	10:48:00			I5
162	CCB AB,Cu	1	04-FEB-2008	10:56:00			I5
163	KGDPWBT	1	04-FEB-2008	12:45:00	8032019	A8A310000	I5
164	KGEKNBT	1	04-FEB-2008	12:50:00	8032019	A8B010000	I5
165	KGEKNCT	1	04-FEB-2008	12:57:00	8032019	A8B010000	I5
166	KF4NAT	1	04-FEB-2008	13:03:00	8032019	A8A250128	I5
167	KF4NDT	1	04-FEB-2008	13:08:00	8032019	A8A250128	I5
168	KF4NFT	1	04-FEB-2008	13:13:00	8032019	A8A250128	I5
169	KF4NHT	1	04-FEB-2008	13:18:00	8032019	A8A250128	I5
170	KF4NJT	1	04-FEB-2008	13:23:00	8032019	A8A250128	I5
171	KF4NKT	1	04-FEB-2008	13:28:00	8032019	A8A250128	I5
172	KF4NMT	1	04-FEB-2008	13:33:00	8032019	A8A250128	I5
173	CCV	1	04-FEB-2008	13:41:00			I5
174	CCB	1	04-FEB-2008	13:49:00			I5
175	KF4NPT	1	04-FEB-2008	13:54:00	8032019	A8A250128	I5
176	KF4NQT	1	04-FEB-2008	13:59:00	8032019	A8A250128	I5

FWGLL12MW185C-59B
FWGLL12MW-187C-059K

(continued)

Test America North Canton

Metals Data Reporting Form

Initial Calibration Blank Results

Instrument: ICPST **Units:** ug/L

Chart Number: I50131A.ARC

Standard Source: _____ **Standard ID:** _____

Element	WL/ Mass	Report Limit	ICB 1/31/2008 2:06 PM Found	Q	Found	Q	Found	Q	Found	Q	Found	Q
Arsenic	189.042	5	1.9	U								
Barium	493.409	10	0.2	U								
Calcium	317.933	1000	**-9.3**	**B**								
Chromium	267.716	5	0.6	U								
Cobalt	228.616	5	0.6	U								
Copper	324.753	5	1.1	U								
Lead	220.353	3	1.1	U								
Magnesium	279.078	1000	**-3.8**	**B**								
Manganese	257.61	10	0.1	U								
Nickel	231.604	10	1.7	U								
Potassium	766.491	1000	**146.0**	**B**								
Selenium	196.026	5	2.5	U								
Silver	328.068	5	1.2	U								
Sodium	330.232	1000	**-570.0**	**B**								
Vanadium	292.402	10	**-0.7**	**B**								

U Result is less than the IDL

B Result is between IDL and RL

Form 3 Equivalent

Test America North Canton

Metals Data Reporting Form

Continuing Calibration Blank Results

Instrument: ICPST **Units:** ug/L

Chart Number: I50131A.ARC

Standard Source: _____ **Standard ID:** _____

Element	WL/ Mass	Report Limit	CCB 1/31/2008 2:39 PM Found	Q	CCB 2/1/2008 1:44 PM Found	Q	CCB 2/1/2008 2:59 PM Found	Q	CCB 2/1/2008 4:06 PM Found	Q	CCB 2/1/2008 5:11 PM Found	Q
Arsenic	189.042	5	1.9	U	1.9	U	1.9	U	1.9	U	1.9	U
Barium	493.409	10	0.2	U	0.2	U	0.2	U	0.2	U	0.2	U
Calcium	317.933	1000	**-10.0**	**B**	**-5.4**	**B**	**-5.8**	**B**	**-5.5**	**B**	**-9.0**	**B**
Chromium	267.716	5	**-0.7**	**B**	0.6	U	0.6	U	0.6	U	0.6	U
Cobalt	228.616	5	0.6	U	0.6	U	0.6	U	0.6	U	0.6	U
Copper	324.753	5	1.1	U	1.1	U	1.1	U	1.1	U	1.1	U
Lead	220.353	3	1.1	U	1.1	U	1.1	U	1.1	U	1.1	U
Magnesium	279.078	1000	3.2	U	3.2	U	3.2	U	**-4.1**	**B**	**-4.3**	**B**
Manganese	257.61	10	**-0.1**	**B**	0.1	U	0.1	U	**-0.1**	**B**	**-0.1**	**B**
Nickel	231.604	10	1.7	U	1.7	U	1.7	U	1.7	U	1.7	U
Potassium	766.491	1000	**142.0**	**B**	**153.0**	**B**	**150.0**	**B**	**152.0**	**B**	**140.0**	**B**
Selenium	196.026	5	2.5	U	2.5	U	2.5	U	**4.2**	**B**	2.5	U
Silver	328.068	5	1.2	U	1.2	U	1.2	U	1.2	U	1.2	U
Sodium	330.232	1000	**-700.0**	**B**	**-400.0**	**B**	**-580.0**	**B**	**-480.0**	**B**	**-760.0**	**B**
Vanadium	292.402	10	**-0.9**	**B**	0.4	U	0.4	U	**-0.8**	**B**	**-0.9**	**B**

U Result is less than the IDL

B Result is between IDL and RL

Form 3 Equivalent

Test America North Canton

Metals Data Reporting Form

Continuing Calibration Blank Results

Instrument: ICPST **Units:** ug/L

Chart Number: I50131A.ARC

Standard Source: _____ **Standard ID:** _____

Element	WL/ Mass	Report Limit	CCB 2/1/2008 6:21 PM Found	Q	CCB 2/1/2008 7:27 PM Found	Q	CCB 2/1/2008 8:11 PM Found	Q	CCB 2/4/2008 9:50 AM Found	Q	CCB 2/4/2008 10:56 AM Found	Q
Arsenic	189.042	5	**-2.4**	**B**	1.9	U	1.9	U	1.9	U	**3.3**	**B**
Barium	493.409	10	0.2	U	0.2	U	0.2	U	0.2	U	**0.3**	**B**
Calcium	317.933	1000	**-9.1**	**B**	**-7.9**	**B**	**-3.6**	**B**	3.4	U	3.4	U
Chromium	267.716	5	0.6	U	0.6	U	0.6	U	0.6	U	**1.5**	**B**
Cobalt	228.616	5	0.6	U	0.6	U	**-1.9**	**B**	0.6	U	**1.5**	**B**
Copper	324.753	5	1.1	U	1.1	U	1.1	U	**1.6**	**B**	**3.4**	**B**
Lead	220.353	3	1.1	U	1.1	U	**1.5**	**B**	1.1	U	1.1	U
Magnesium	279.078	1000	**-3.8**	**B**	3.2	U	3.2	U	**-4.2**	**B**	**9.7**	**B**
Manganese	257.61	10	**-0.1**	**B**	**-0.1**	**B**	**0.1**	**B**	0.1	U	**0.2**	**B**
Nickel	231.604	10	1.7	U	1.7	U	**-2.2**	**B**	1.7	U	**2.0**	**B**
Potassium	766.491	1000	**150.0**	**B**	**149.0**	**B**	**146.0**	**B**	**152.0**	**B**	**172.0**	**B**
Selenium	196.026	5	**2.6**	**B**	2.5	U	2.5	U	2.5	U	2.5	U
Silver	328.068	5	1.2	U	1.2	U	**-2.0**	**B**	1.2	U	**1.4**	**B**
Sodium	330.232	1000	320.0	U	**-420.0**	**B**	**-690.0**	**B**	**-360.0**	**B**	320.0	U
Vanadium	292.402	10	**-0.9**	**B**	0.4	U	0.4	U	0.4	U	**0.9**	**B**

U Result is less than the IDL

B Result is between IDL and RL

Form 3 Equivalent

: Instrument Upload Run Log - Page 1 :
: Started Fri Feb 8 05:03:58 2008 by DAVIESB :
: Data File: UPL$CAN_DATA_ROOT:<REP>I80206C.CSV;1 :

#	WorkOrder	Dilution	Date	Time	Batch	Lot	Instrument
1	STD1	1	06-FEB-2008	15:02:03			I8
2	STD2	1	06-FEB-2008	10:59:59			I8
3	STD3	1	06-FEB-2008	11:06:18			I8
4	STD4	1	06-FEB-2008	11:12:38			I8
5	ICV	1	06-FEB-2008	11:17:06			I8
6	ICB	1	06-FEB-2008	11:23:25			I8
7	CRI	1	06-FEB-2008	11:27:45			I8
8	ICSA	1	06-FEB-2008	11:31:56			I8
9	ICSAB	1	06-FEB-2008	11:36:14			I8
10	CCV	1	06-FEB-2008	11:42:33			I8
11	CCB	1	06-FEB-2008	11:48:52			I8
12	KF9NXC	1	06-FEB-2008	11:53:14	8030017	A8A300000	I8
13	KF9NRB	1	06-FEB-2008	11:59:34	8030015	A8A300000	I8
14	KF9NRC	1	06-FEB-2008	12:04:00	8030015	A8A300000	I8
15	KF7WP	1	06-FEB-2008	12:10:19	8030015	A8A290102	I8
16	KF7WT	1	06-FEB-2008	12:14:38	8030015	A8A290102	I8
17	KF7W0	1	06-FEB-2008	12:18:43	8030015	A8A290102	I8
18	KF7W3	1	06-FEB-2008	12:23:00	8030015	A8A290102	I8
19	KF7W5	1	06-FEB-2008	12:27:15	8030015	A8A290102	I8
20	KF7W7	1	06-FEB-2008	12:31:20	8030015	A8A290102	I8
21	KF7XC	1	06-FEB-2008	12:35:30	8030015	A8A290102	I8
22	CCV	1	06-FEB-2008	12:39:36			I8
23	CCB	1	06-FEB-2008	12:45:54			I8
24	KF7XF	1	06-FEB-2008	12:50:01	8030015	A8A290102	I8
25	KF7XJ	1	06-FEB-2008	12:54:43	8030015	A8A290102	I8
26	KF7XN	1	06-FEB-2008	12:58:48	8030015	A8A290102	I8
27	KF7XT	1	06-FEB-2008	13:02:53	8030015	A8A290102	I8
28	KF7XTL	1	06-FEB-2008	13:06:57			I8
29	KF7XTX	1	06-FEB-2008	13:11:03	8030015	A8A290102	I8
30	KF7XTS	1	06-FEB-2008	13:15:16	8030015	A8A290102	I8
31	KGEKAB	1	06-FEB-2008	13:21:36	8032013	A8B010000	I8
32	KGEKAC	1	06-FEB-2008	13:25:53	8032013	A8B010000	I8
33	KGCKX	1	06-FEB-2008	13:32:13	8032013	A8A310102	I8
34	CCV	1	06-FEB-2008	13:36:36			I8
35	CCB	1	06-FEB-2008	13:42:55			I8
36	KGCK4	1	06-FEB-2008	13:47:05	8032013	A8A310102	I8
37	KGCK9	1	06-FEB-2008	13:51:11	8032013	A8A310102	I8
38	KGCLF	1	06-FEB-2008	13:55:21	8032013	A8A310102	I8
39	KGCLL	1	06-FEB-2008	13:59:28	8032013	A8A310102	I8
40	KGCLV	1	06-FEB-2008	14:03:51	8032013	A8A310102	I8
41	KGCLX	1	06-FEB-2008	14:08:01	8032013	A8A310102	I8
42	KGCL5	1	06-FEB-2008	14:12:10	8032013	A8A310102	I8
43	KGCL5L	1	06-FEB-2008	14:16:15			I8
44	KGCL5X	1	06-FEB-2008	14:20:19	8032013	A8A310102	I8

(continued)

: Instrument Upload Run Log - Page 2 :
: Started Fri Feb 8 05:03:58 2008 by DAVIESB :
: Data File: UPL$CAN_DATA_ROOT:<REP>I80206C.CSV;1 :

#	WorkOrder	Dilution	Date	Time	Batch	Lot	Instrument
45	KGCL5S	1	06-FEB-2008	14:24:40	8032013	A8A310102	I8
46	CCV	1	06-FEB-2008	14:30:59			I8
47	CCB	1	06-FEB-2008	14:37:18			I8
48	KGCL8	1	06-FEB-2008	14:41:23	8032013	A8A310102	I8
49	KGCMN	1	06-FEB-2008	14:45:29	8032013	A8A310102	I8
50	KGCMT	1	06-FEB-2008	14:49:35	8032013	A8A310102	I8
51	KGCM1	1	06-FEB-2008	14:53:43	8032013	A8A310102	I8
52	KGCNM	1	06-FEB-2008	14:57:50	8032013	A8A310102	I8
53	KGD1R	1	06-FEB-2008	15:02:03	8032013	A8A310224	I8
54	KGD16	1	06-FEB-2008	15:06:13	8032013	A8A310224	I8
55	KGD2X	1	06-FEB-2008	15:10:23	8032013	A8A310224	I8
56	KGD27	1	06-FEB-2008	15:14:44	8032013	A8A310224	I8
57	KGD3F	1	06-FEB-2008	15:18:49	8032013	A8A310224	I8
58	CCV	1	06-FEB-2008	15:23:22			I8
59	CCB	1	06-FEB-2008	15:29:42			I8

End of Report

TestAmerica North Canton

Metals Data Reporting Form

Initial Calibration Blank Results

Instrument: ICPMS **Units:** ug/L

Chart Number: I80206C.csv

Standard Source: _____ **Standard ID:** _____

Element	WL/ Mass	Report Limit	ICB 2/6/2008 11:23 AM Found	Q	Found	Q	Found	Q	Found	Q	Found	Q
Aluminum	27	50	2.9	U								
Antimony	121	2	0.029	U								
Beryllium	9	1	**0.011**	**B**								
Cadmium	111	0.5	0.0031	U								
Iron	56	50	6	U								
Thallium	205	1	0.15	U								
Zinc	66	10	0.25	U								

U Result is less than the IDL

B Result is between IDL and RL

TestAmerica North Canton

Metals Data Reporting Form

Continuing Calibration Blank Results

Instrument: ICPMS **Units:** ug/L

Chart Number: I80206C.csv

Standard Source: _____ **Standard ID:** _____

Element	WL/ Mass	Report Limit	CCB 2/6/2008 11:48 AM Found	Q	CCB 1 2/6/2008 12:45 PM Found	Q	CCB 2 2/6/2008 1:42 PM Found	Q	CCB 3 2/6/2008 2:37 PM Found	Q	CCB 4 2/6/2008 3:29 PM Found	Q
Aluminum	27	50	2.9	U	2.9	U	2.9	U	2.9	U	2.9	U
Antimony	121	2	0.029	U	0.029	U	0.029	U	0.029	U	0.029	U
Beryllium	9	1	**0.0077**	**B**	**0.014**	**B**	**0.013**	**B**	**0.018**	**B**	**0.025**	**B**
Cadmium	111	0.5	0.0031	U	0.0031	U	0.0031	U	**0.01**	**B**	**0.017**	**B**
Iron	56	50	6	U	6	U	6	U	6	U	6	U
Thallium	205	1	0.15	U	0.15	U	0.15	U	0.15	U	0.15	U
Zinc	66	10	0.25	U	0.25	U	0.25	U	0.25	U	0.25	U

U Result is less than the IDL

B Result is between IDL and RL

: Instrument Upload Run Log - Page 1 :
: Started Wed Feb 6 12:29:37 2008 by LISTM :
: Data File: UPL$CAN_DATA_ROOT:<LHG>HG40206A.PRN;1 :

#	WorkOrder	Dilution	Date	Time	Batch	Lot	Instrument
1	WATER		06-FEB-2008				H4
2	STD01REP1	1	06-FEB-2008	08:28:59			H4
3	STD02REP1	1	06-FEB-2008	08:30:17			H4
4	STD03REP1	1	06-FEB-2008	08:31:56			H4
5	STD04REP1	1	06-FEB-2008	08:33:12			H4
6	STD05REP1	1	06-FEB-2008	08:34:28			H4
7	STD06REP1	1	06-FEB-2008	08:36:03			H4
8	CK2ICV	1	06-FEB-2008	08:37:20			H4
9	CK3ICB	1	06-FEB-2008	08:38:55			H4
10	CK4CRA\MRL	1	06-FEB-2008	08:40:14			H4
11	CK6CCV	1	06-FEB-2008	08:42:41			H4
12	CK5CCB	1	06-FEB-2008	08:43:56			H4
13	KGHKTBE	1	06-FEB-2008	08:45:10	8036022	A8B040000	H4
14	KGJK0BE	1	06-FEB-2008	08:46:29	8036022	A8B050000	H4
15	KGJK0CE	1	06-FEB-2008	08:47:54	8036022	A8B050000	H4
16	KGCTNE	1	06-FEB-2008	08:49:48	8036022	A8A310116	H4
17	KGCTNES	1	06-FEB-2008	08:51:03	8036022	A8A310116	H4
18	KGCTNED	1	06-FEB-2008	08:52:36	8036022	A8A310116	H4
19	KGDM0E	1	06-FEB-2008	08:54:00	8036022	A8A310116	H4
20	KGDMLE	1	06-FEB-2008	08:55:17	8036022	A8A310116	H4
21	KGDMNE	1	06-FEB-2008	08:56:31	8036022	A8A310116	H4
22	KGDMPE	1	06-FEB-2008	08:57:45	8036022	A8A310116	H4
23	CK6CCV	1	06-FEB-2008	08:59:05			H4
24	CK5CCB	1	06-FEB-2008	09:01:41			H4
25	KGDMRE	1	06-FEB-2008	09:03:06	8036022	A8A310116	H4
26	KGHM3BT	1	06-FEB-2008	09:04:35	8036019	A8B040000	H4
27	KGJKRBT	1	06-FEB-2008	09:05:50	8036019	A8B050000	H4
28	KGJKRCT	1	06-FEB-2008	09:07:03	8036019	A8B050000	H4
29	KGEP0T	1	06-FEB-2008	09:08:17	8036019	A8B010123	H4
30	KGEP0TX	1	06-FEB-2008	09:09:40	8036019	A8B010123	H4
31	KGEP0TS	1	06-FEB-2008	09:11:16	8036019	A8B010123	H4
32	KGHMRBT	1	06-FEB-2008	09:12:31	8036021	A8B040000	H4
33	KGJKWBT	1	06-FEB-2008	09:14:11	8036021	A8B050000	H4
34	KGJKWCT	1	06-FEB-2008	09:15:36	8036021	A8B050000	H4
35	CK6CCV	1	06-FEB-2008	09:16:53			H4
36	CK5CCB	1	06-FEB-2008	09:18:06			H4
37	KGE11T	1	06-FEB-2008	09:19:22	8036021	A8B010156	H4
38	KGAR8T	1	06-FEB-2008	09:20:42	8036021	A8A300237	H4
39	KGARRT	1	06-FEB-2008	09:22:18	8036021	A8A300237	H4
40	KGARRTS	1	06-FEB-2008	09:23:31	8036021	A8A300237	H4
41	KGARRTD	1	06-FEB-2008	09:25:06	8036021	A8A300237	H4
42	KGATFT	1	06-FEB-2008	09:26:31	8036021	A8A300237	H4
43	KGATGT	1	06-FEB-2008	09:28:15	8036021	A8A300237	H4
44	KGATHT	1	06-FEB-2008	09:29:38	8036021	A8A300237	H4

(continued)

#	WorkOrder	Dilution	Date	Time	Batch	Lot	Instrument
45	KGEJ8B	1	06-FEB-2008	09:31:07	8032012	A8B010000	H4
46	KGEJ8C	1	06-FEB-2008	09:32:43	8032012	A8B010000	H4
47	CK6CCV	1	06-FEB-2008	09:33:58			H4
48	CK5CCB	1	06-FEB-2008	09:35:15			H4
49	KGC30	1	06-FEB-2008	09:36:28	8032012	A8A310137	H4
50	KGC31	1	06-FEB-2008	09:37:54	8032012	A8A310137	H4
51	KGC32	1	06-FEB-2008	09:39:12	8032012	A8A310137	H4
52	KGC33	1	06-FEB-2008	09:40:27	8032012	A8A310137	H4
53	KGC34	1	06-FEB-2008	09:41:42	8032012	A8A310137	H4
54	KGC35	1	06-FEB-2008	09:42:58	8032012	A8A310137	H4
55	KGC36	1	06-FEB-2008	09:44:15	8032012	A8A310137	H4
56	KGC37	1	06-FEB-2008	09:45:33	8032012	A8A310137	H4
57	KGC38	1	06-FEB-2008	09:47:17	8032012	A8A310137	H4
58	KGC39	1	06-FEB-2008	09:48:32	8032012	A8A310137	H4
59	CK6CCV	1	06-FEB-2008	09:49:49			H4
60	CK5CCB	1	06-FEB-2008	09:51:43			H4
61	KGC3V	1	06-FEB-2008	09:53:11	8032012	A8A310137	H4
62	KGC3VS	1	06-FEB-2008	09:54:25	8032012	A8A310137	H4
63	KGC3VD	1	06-FEB-2008	09:55:52	8032012	A8A310137	H4
64	KGC3X	1	06-FEB-2008	09:57:48	8032012	A8A310137	H4
65	KGEKAB	1	06-FEB-2008	09:59:03	8032013	A8B010000	H4
66	KGEKAC	1	06-FEB-2008	10:00:43	8032013	A8B010000	H4
67	KGCK4	1	06-FEB-2008	10:01:58	8032013	A8A310102	H4
68	KGCK9	1	06-FEB-2008	10:03:23	8032013	A8A310102	H4
69	KGCKX	1	06-FEB-2008	10:05:21	8032013	A8A310102	H4
70	KGCL5	1	06-FEB-2008	10:06:37	8032013	A8A310102	H4
71	CK6CCV	1	06-FEB-2008	10:07:51			H4
72	CK5CCB	1	06-FEB-2008	10:09:04			H4
73	KGCL5X	1	06-FEB-2008	10:11:17	8032013	A8A310102	H4
74	KGCL5S	1	06-FEB-2008	10:12:32	8032013	A8A310102	H4
75	KGCL8	1	06-FEB-2008	10:13:49	8032013	A8A310102	H4
76	KGCLF	1	06-FEB-2008	10:15:09	8032013	A8A310102	H4
77	KGCLL	1	06-FEB-2008	10:16:25	8032013	A8A310102	H4
78	KGCLV	1	06-FEB-2008	10:17:45	8032013	A8A310102	H4
79	KGCLX	1	06-FEB-2008	10:19:30	8032013	A8A310102	H4
80	KGCM1	1	06-FEB-2008	10:20:48	8032013	A8A310102	H4
81	KGCMN	1	06-FEB-2008	10:22:16	8032013	A8A310102	H4
82	KGCMT	1	06-FEB-2008	10:23:31	8032013	A8A310102	H4
83	CK6CCV	1	06-FEB-2008	10:24:45			H4
84	CK5CCB	1	06-FEB-2008	10:26:13			H4
85	KGCNM	1	06-FEB-2008	10:27:40	8032013	A8A310102	H4
86	KGD16	1	06-FEB-2008	10:28:55	8032013	A8A310224	H4
87	KGD1R	1	06-FEB-2008	10:30:10	8032013	A8A310224	H4
88	KGD27	1	06-FEB-2008	10:31:27	8032013	A8A310224	H4

(continued)

#	WorkOrder	Dilution	Date	Time	Batch	Lot	Instrument
89	KGD2X	1	06-FEB-2008	10:32:53	8032013	A8A310224	H4
90	KGD3F	1	06-FEB-2008	10:34:19	8032013	A8A310224	H4
91	KGD3N	1	06-FEB-2008	10:35:54	8032013	A8A310224	H4
92	KGD3X	1	06-FEB-2008	10:37:09	8032013	A8A310224	H4
93	KGD3XX	1	06-FEB-2008	10:38:24	8032013	A8A310224	H4
94	KGD3XS	1	06-FEB-2008	10:39:52	8032013	A8A310224	H4
95	CK6CCV	1	06-FEB-2008	10:41:07			H4
96	CK5CCB	1	06-FEB-2008	10:42:26			H4
97	KGJKKB	1	06-FEB-2008	10:44:03	8036016	A8B050000	H4
98	KGJKKC	1	06-FEB-2008	10:45:32	8036016	A8B050000	H4
99	KGHF9	1	06-FEB-2008	10:46:57	8036016	A8B040102	H4
100	KGHF9S	1	06-FEB-2008	10:48:42	8036016	A8B040102	H4
101	KGHF9D	1	06-FEB-2008	10:50:00	8036016	A8B040102	H4
102	KGHL0	1	06-FEB-2008	10:51:15	8036016	A8B040112	H4
103	KGHL2	1	06-FEB-2008	10:52:34	8036016	A8B040112	H4
104	KGHL3	1	06-FEB-2008	10:54:11	8036016	A8B040112	H4
105	KGHL4	1	06-FEB-2008	10:55:27	8036016	A8B040112	H4
106	CK6CCV	1	06-FEB-2008	10:56:43			H4
107	CK5CCB	1	06-FEB-2008	10:57:59			H4
108	CK6CCV	1	06-FEB-2008	11:02:06			H4
109	CK5CCB	1	06-FEB-2008	11:03:33			H4
110	KGJKMB	1	06-FEB-2008	11:04:46	8036017	A8B050000	H4
111	KGJKMC	1	06-FEB-2008	11:06:23	8036017	A8B050000	H4
112	KGHP1	1	06-FEB-2008	11:08:10	8036017	A8B040123	H4
113	KGHP4	1	06-FEB-2008	11:09:28	8036017	A8B040123	H4
114	KGHP7	1	06-FEB-2008	11:10:45	8036017	A8B040123	H4
115	KGHP8	1	06-FEB-2008	11:12:18	8036017	A8B040123	H4
116	KGHPW	1	06-FEB-2008	11:13:34	8036017	A8B040123	H4
117	KGHQA	1	06-FEB-2008	11:14:50	8036017	A8B040123	H4
118	KGHQAS	1	06-FEB-2008	11:16:05	8036017	A8B040123	H4
119	KGHQAD	1	06-FEB-2008	11:17:42	8036017	A8B040123	H4
120	CK6CCV	1	06-FEB-2008	11:20:07			H4
121	CK5CCB	1	06-FEB-2008	11:21:23			H4
122	KGHW2	1	06-FEB-2008	11:22:36	8036017	A8B040137	H4
123	KGHW3	1	06-FEB-2008	11:23:52	8036017	A8B040137	H4
124	KGHW4	1	06-FEB-2008	11:25:08	8036017	A8B040137	H4
125	KGHW5	1	06-FEB-2008	11:26:21	8036017	A8B040137	H4
126	KGHW6	1	06-FEB-2008	11:28:36	8036017	A8B040137	H4
127	KGHW7	1	06-FEB-2008	11:30:25	8036017	A8B040137	H4
128	KGHW8	1	06-FEB-2008	11:31:48	8036017	A8B040137	H4
129	KGHXA	1	06-FEB-2008	11:33:03	8036017	A8B040137	H4
130	KGHXC	1	06-FEB-2008	11:34:17	8036017	A8B040137	H4
131	KGJKPB	1	06-FEB-2008	11:35:51	8036018	A8B050000	H4
132	CK6CCV	1	06-FEB-2008	11:37:10			H4

---------- (continued) ----------

#	WorkOrder	Dilution	Date	Time	Batch	Lot	Instrument
133	CK5CCB	1	06-FEB-2008	11:38:23			H4
134	KGJKPC	1	06-FEB-2008	11:39:58	8036018	A8B050000	H4
135	KGHQ0	1	06-FEB-2008	11:41:32	8036018	A8B040123	H4
136	KGHQ1	1	06-FEB-2008	11:42:47	8036018	A8B040123	H4
137	KGHQD	1	06-FEB-2008	11:44:00	8036018	A8B040123	H4
138	KGHQDS	1	06-FEB-2008	11:45:45	8036018	A8B040123	H4
139	KGHQDD	1	06-FEB-2008	11:47:00	8036018	A8B040123	H4
140	KGHQJ	1	06-FEB-2008	11:48:17	8036018	A8B040123	H4
141	KGHQK	1	06-FEB-2008	11:49:51	8036018	A8B040123	H4
142	KGHQL	1	06-FEB-2008	11:51:35	8036018	A8B040123	H4
143	KGHQM	1	06-FEB-2008	11:53:02	8036018	A8B040123	H4
144	CK6CCV	1	06-FEB-2008	11:54:26			H4
145	CK5CCB	1	06-FEB-2008	11:55:43			H4
146	KGHQN	1	06-FEB-2008	11:57:08	8036018	A8B040123	H4
147	KGHQP	1	06-FEB-2008	11:58:48	8036018	A8B040123	H4
148	KGHQQ	1	06-FEB-2008	12:00:06	8036018	A8B040123	H4
149	KGHQR	1	06-FEB-2008	12:01:30	8036018	A8B040123	H4
150	KGHQT	1	06-FEB-2008	12:03:03	8036018	A8B040123	H4
151	KGHQX	1	06-FEB-2008	12:04:17	8036018	A8B040123	H4
152	KGHWX	1	06-FEB-2008	12:05:51	8036017	A8B040137	H4
153	KGHXD	1	06-FEB-2008	12:07:06	8036017	A8B040137	H4
154	KGLAMBF	1	06-FEB-2008	12:08:25	8037015	A8B060000	H4
155	KGLAMC	1	06-FEB-2008	12:09:44	8037015	A8B060000	H4
156	CK6CCV	1	06-FEB-2008	12:11:02			H4
157	CK5CCB	1	06-FEB-2008	12:12:46			H4
158	KGJM2	1	06-FEB-2008	12:14:00	8037015	A8A250125	H4
159	KGKV1	1	06-FEB-2008	12:15:17	8037015	8B05258	H4
160	KGKVJ	1	06-FEB-2008	12:16:34	8037015	8B05258	H4
161	KGKVR	1	06-FEB-2008	12:18:20	8037015	8B05258	H4
162	KGKVV	1	06-FEB-2008	12:19:46	8037015	8B05258	H4
163	KGJTJF	1	06-FEB-2008	12:22:04	8037015	A8B050121	H4
164	KGJTJFS	1	06-FEB-2008	12:23:29	8037015	A8B050121	H4
165	KGJTJFD	1	06-FEB-2008	12:25:13	8037015	A8B050121	H4
166	KGLAPB	1	06-FEB-2008	12:26:29	8037016	A8B060000	H4
167	KGLAPC	1	06-FEB-2008	12:27:45	8037016	A8B060000	H4
168	CK6CCV	1	06-FEB-2008	12:29:09			H4
169	CK5CCB	1	06-FEB-2008	12:30:48			H4
170	KGJ0M	1	06-FEB-2008	12:32:06	8037016	A8B050134	H4
171	KGJ0MF	1	06-FEB-2008	12:34:01	8037016	A8B050134	H4
172	KGJX2	1	06-FEB-2008	12:35:36	8037016	A8B050134	H4
173	KGJX2S	1	06-FEB-2008	12:37:07	8037016	A8B050134	H4
174	KGJX2D	1	06-FEB-2008	12:38:35	8037016	A8B050134	H4
175	KGJX2F	1	06-FEB-2008	12:39:53	8037016	A8B050134	H4
176	KGJ0A	1	06-FEB-2008	12:41:29	8037016	A8B050132	H4

(continued)

: Instrument Upload Run Log - Page 5 :
: Started Wed Feb 6 12:29:37 2008 by LISTM :
: Data File: UPL$CAN_DATA_ROOT:<LHG>HG40206A.PRN;1 :

#	WorkOrder	Dilution	Date	Time	Batch	Lot	Instrument
177	KGJX1	1	06-FEB-2008	12:42:44	8037016	A8B050132	H4
178	KGJX3	1	06-FEB-2008	12:44:11	8037016	A8B050132	H4
179	KGJX5	1	06-FEB-2008	12:45:47	8037016	A8B050132	H4
180	CK6CCV	1	06-FEB-2008	12:47:43			H4
181	CK5CCB	1	06-FEB-2008	12:48:58			H4
182	KGJX6	1	06-FEB-2008	12:50:24	8037016	A8B050132	H4
183	KGJX7	1	06-FEB-2008	12:51:39	8037016	A8B050132	H4
184	KGJX9	1	06-FEB-2008	12:52:56	8037016	A8B050132	H4
185	KGJXK	1	06-FEB-2008	12:54:21	8037016	A8B050132	H4
186	KGJXKS	1	06-FEB-2008	12:55:37	8037016	A8B050132	H4
187	KGJXKD	1	06-FEB-2008	12:57:02	8037016	A8B050132	H4
188	KGJXP	1	06-FEB-2008	12:58:22	8037016	A8B050132	H4
189	KGJXR	1	06-FEB-2008	12:59:38	8037016	A8B050132	H4
190	KGJXT	1	06-FEB-2008	13:01:23	8037016	A8B050132	H4
191	KGJXX	1	06-FEB-2008	13:02:44	8037016	A8B050132	H4
192	CK6CCV	1	06-FEB-2008	13:04:41			H4
193	CK5CCB	1	06-FEB-2008	13:06:36			H4
194	CK6CCV	1	06-FEB-2008	13:53:57			H4
195	CK5CCB	1	06-FEB-2008	13:55:34			H4
196	KGKJRBT	1	06-FEB-2008	13:56:48	8037020	A8B050000	H4
197	KGLA1BT	1	06-FEB-2008	13:58:00	8037020	A8B060000	H4
198	KGLA1CT	1	06-FEB-2008	13:59:15	8037020	A8B060000	H4
199	KGATCT	1	06-FEB-2008	14:00:33	8037020	A8A300247	H4
200	KF8VJT	1	06-FEB-2008	14:01:49	8037020	A8A290195	H4
201	KF8VJTX	1	06-FEB-2008	14:03:45	8037020	A8A290195	H4
202	KF8VJTS	1	06-FEB-2008	14:06:12	8037020	A8A290195	H4
203	KF8HWT	1	06-FEB-2008	14:08:11	8037020	A8A290167	H4
204	KF8HWTS	1	06-FEB-2008	14:09:27	8037020	A8A290167	H4
205	KF8HWTD	1	06-FEB-2008	14:10:41	8037020	A8A290167	H4
206	CK6CCV	1	06-FEB-2008	14:12:10			H4
207	CK5CCB	1	06-FEB-2008	14:13:34			H4
208	CK6CCV	1	06-FEB-2008	14:19:01			H4

End of Report

Test America North Canton

Metals Data Reporting Form

Continuing Calibration Blank Results

Instrument: CVAA **Units:** ug/L

Chart Number: hg40206a.prn

Standard Source: _____ **Standard ID:** _____

Element	WL/ Mass	Report Limit	Ck5CCB 2/6/2008 8:43 AM Found	Q	Ck5CCB 2/6/2008 9:01 AM Found	Q	Ck5CCB 2/6/2008 9:18 AM Found	Q	Ck5CCB 2/6/2008 9:35 AM Found	Q	Ck5CCB 2/6/2008 9:51 AM Found	Q
Mercury	253.7	0.2	0.1	U	0.1	U	0.1	U	0.1	U	**-0.1**	**B**

5.21.0

U Result is less than the IDL

B Result is between IDL and RL

Form 3 Equivalent

GENERAL CHEMISTRY DATA

Ravenna, OH Data Review Checklist

Project Number: 030240.0006.05
Sample Event: January 2008
Data Reviewer/Date: Angye Dragotta/ March 11, 2008

SDG: A8A310102 R0
Analysis: SW846 9012

Review Questions:	Yes	No	N/A	Comments	QUAL/Criteria
1. Did Chain-of-Custody information agree with laboratory report?	✓			COC#: 117215,336181,117232 and 117214;	
2. Were samples preserved properly and received in good condition?	✓			Sample coolers were received between 0.2 and 5.2°C. Upon receipt, it was documented by the laboratory that the samples were not frozen and were received in good condition. No qualifications were made to sample results based on temperatures less than 2°C.	QAPP Table 4-2
3. Were holding times met?	✓			Samples collected 1/29/08 and 1/30/08, prepped and analyzed 2/5/08 and 2/6/08.	QAPP Table 4-2 J/UJ/R
4. Were sample storage requirements met?	✓				QAPP Table 4-2
5. Were QAPP specified PQLs achieved?	✓				QAPP Table 3-9
6. Were all QAPP-specified target analytes reported?	✓				QAPP Table 3-9
7. Does the initial calibration curve consist of at least 6 standards and one blank?	✓			2/5/08,2/6/08	LCG Table 10 R
8. Was the correlation coefficient R ≥ 0.995?	✓				LCG Table 10 R<0.995=-J/R
9. Were % RSDs ≤ 10% in all standards and ICV/CCVs?	✓				LCG Table 10 RSD%>10=J
10. Were a high and low standard distilled and compared to the undistilled standard? Were the results within ± 10%?			✓		LCG Table 10 R
11. Was an MDL Level Verification performed at least once per quarter with all target analytes detected?	✓				LCG Table 10 R
12. Was a MRL Level Verification performed at the beginning of every daily sequence? Were results within 70-130%?	✓				LCG Table 10 >130%=J; 65-70%=J/UJ; <65%=J/R
13. Was a second source verification (ICV) analyzed after the ICAL and all analytes 85-115%?	✓				LCG Table 10 >115%=J; 80-85%=J/UJ; <80%=J/R
14. Was the ICB analyzed after the ICV with results <1/2 the MRL?	✓				LCG Table 7 < 5x = U

Ravenna, OH Data Review Checklist

Project Number: 030240.0006.05
Sample Event: January 2008
Data Reviewer/Date: Angye Dragotta/ March 11, 2008

SDG: A8A310102 R0
Analysis: SW846 9012

Review Questions:	Yes	No	N/A	Comments	QUAL/Criteria
15. Was a CCV run at the beginning and end of the analytical sequence?	✓				LCG Table 10
16. Were the CCV results 80-120%?	✓				LCG Table 10 >120%=J; 75-80%=J/UJ; <75%=J/R
17. Was a method blank prepared and analyzed with each batch?	✓				
18. Were target analytes detected in the method blank >1/2 the MRL?	✓				LCG Table 10 <5x=B
19. Was a field blank collected and analyzed?	✓			FWGEQUIPRinse3-0611-GW	
20. Were target analytes in the field blank analyses <1/2 the MRL?	✓				<5x=B
21. Was a field duplicate analyzed? Were the RPDs ≤30%?		✓		FWGLL2mw-DUP4-0604-GF was a field duplicate for FWGLL12mw-245C-0600-GW.	QAPP Table 3-2 >30% = J
22. Was an LCS prepared and analyzed with each batch?	✓				LCG Table 10
23. Were the LCS recoveries 80-120%?	✓				LCG Table 10 >120%=J; 50-79%=J/UJ; <50%=R
24. Was a MS prepared once per every 10 samples?	✓				LCG Table 10
25. Was the MS parent sample a Ravenna sample?	✓			Sample FWGLL12mw-128c-0590-GW and FWGLL12mw-246c-0566-GW were parent Ravenna samples. Additional matrix spikes were performed with the parents from another Ravenna SDG and from another client.	
26. Were MS recoveries 75-125%?		✓		The MSD recovered at 78% using sample FWGLL12mw-128c-0590-GW and was below laboratory control limits of 80-120% but within LCG limits of 75-125%. The MS was within control limits as was the RPD. The MS/MSD recoveries using sample FWGLL12mw-246c-0566-GW was below control limits of 75-125% in the MS at 71% and within control limits for the MSD at 77%. The RPD was within control limits. Samples results in batch 8036240 were flagged as estimated, "UJ/J".	QAPP Table 3-2 >120%=J; 30-74%=J/UJ; <30%=J/R
27. Were reported sample concentrations	✓				

Project Number: 030240.0006.05
Sample Event: January 2008
Data Reviewer/Date: Angye Dragotta/ March 11, 2008

SDG: A8A310102 R0
Analysis: SW846 9012

Review Questions:	Yes	No	N/A	Comments	QUAL/Criteria
within calibration range?					
28. Were laboratory-generated Quality Control Exception Reports issued? If yes, summarize contents.		✓			
29. Were lab comments included in report? If yes, summarize contents.		✓			

References: Louisville Chemistry Guidelines (LCG), USACE June 2002 version 5; Section I "Chemical Analysis Criteria" Table 10 and Attachment A "Data Validation Guidelines:

Final Quality Assurance Project Plan (QAPP) Addendum for the Facility-Wide Groundwater Monitoring Program Ravenna Army Ammunition Plant, Ravenna, OH, Portage Environmental September 2004

NELAC Quality Systems revision 16, July 12, 2002, Chapter 5 section 5.5.8.3.1.a.1 "temperatures just above freezing up to 6C shall be acceptable". This criterion has been used in the validation of acceptable temperatures.

Additional Comments:

Ravenna, OH Data Review Checklist

Project Number: 030240.0006.05
Sample Event: January 2008
Data Reviewer/Date: Angye Dragotta/ March 11, 2008

SDG: A8A310102 Rev 0
Analysis: EPA 353.2

Review Questions:	Yes	No	N/A	Comments	Qual/Crtieria
1. Did Chain-of-Custody information agree with laboratory report?	✓			COC#: 117215,336181,117232 and 117214;	
2. Were samples preserved properly and received in good condition?	✓			Sample coolers were received between 0.2 and 5.2°C. Upon receipt, it was documented by the laboratory that the samples were not frozen and were received in good condition. No qualifications were made to sample results based on temperatures less than 2°C.	QAPP Table 4-2
3. Were holding times met?	✓			Samples collected 1/29/08 and 1/30/08 and analyzed on 2/4/08 and 2/12/08.	QAPP Table 4-2 J/UJ/R
4. Were sample storage requirements met?	✓				QAPP Table 4-2
5. Were QAPP specified RLs achieved?	✓				QAPP Table 3-9
6. Were all QAPP-specified target analytes reported?	✓				QAPP Table 3-9
7. Was the Linear Calibration Range verified using 3 standards and 1 blank? Was the ICV within 10% of the initial values?	✓				Method EPA 353.2 Section 9.2.2 J
8. Was an Instrument Performance Check Solution (CCV) analyzed immediately following daily calibration, after every 10th sample, and at the end of the analytical sequence?	✓				Method EPA 353.2 Section 9.3.4
19. Was the CCV a mid-level standard from the initial calibration curve?	✓				Method EPA 353.2 Section 9.3.4
10. Were the CCVs 90-110%?	✓				Method EPA 353.2 Section 9.3.4 >110%=J; 85-90%=J/UJ; <85%=J/R
11. Was a method blank and a calibration blank prepared and analyzed with each batch?	✓				Method EPA 353.2 Section 9.3.1, 9.3.4
12. Were target analytes detected in the method blank or calibration blank >1/2 the MRL?		✓		ADR checked section;	LCG Attachment A Section 11 <5x = B
13. Was a field blank collected and		✓			

Ravenna, OH Data Review Checklist

Project Number: 030240.0006.05
Sample Event: January 2008
Data Reviewer/Date: Angye Dragotta/ March 11, 2008

SDG: A8A310102 Rev 0
Analysis: EPA 353.2

Review Questions:	Yes	No	N/A	Comments	Qual/Crtieria
analyzed?					
14. Were target analytes in the field blank analyses <1/2 the MRL?		✓		The equipment rinse had nitrate detected at 0.05mg/L. All samples with detected concentrations less than 5x contamination flagged, "B".	<5x=B
16. Was a field duplicate analyzed? Were the RPDs <30%?		✓			QAPP Table 3-2 >30% = J
17. Was an LCS prepared and analyzed with each batch? Was the LCS recovery within 90-110%?	✓				Method EPA 353.2 Section 9.3.3 >110%=J; 70-90%=J/UJ; <70%=R
18. Was a MS prepared with each batch?	✓				Method EPA 353.2 Section 9.4.1
19. Was the MS parent sample a Ravenna sample?		✓			
20. Were MS/MSD recoveries and RPD within lab in-house limits?	✓				Method EPA 353.2 Section 9.4.2 >UL%=J; 30-LL%=J/UJ; <50%=J/R
21. Were sample concentrations within calibration range?	✓				
22. Were laboratory-generated Quality Control Exception Reports issued? If yes, summarize contents.		✓			
23. Were lab comments included in report? If yes, summarize contents.		✓			

References: Louisville Chemistry Guidelines (LCG), USACE June 2002 version 5

Final Quality Assurance Project Plan (QAPP) Addendum for the Facility-Wide Groundwater Monitoring Program Ravenna Army Ammunition Plant, Ravenna, OH, Portage Environmental September 2004

EPA Method 353.2 "Determination of Nitrate-Nitrite Nitrogen by Automated Colorimetry", August 1993, rev 2.0

Additional Comments:

Reporting Limits Outlier Report (detected results reported below the reporting limit)

Lab Report Batch: A8A310102 **Lab ID:** STLCAN

Client Sample ID	Lab Sample ID	Analysis Method	Matrix	Analyte Name	Lab Qualifier	Result	EDD Reporting Limit	Units
FWGEQUIPRINSE3-0611-	A8A310102019	353.2	AQ	Nitrate as N (NO3-N)	B	0.05	0.1	mg/L
		6010B		Potassium	B J	151	1000	ug/L
		8260B		2-Butanone	J	3.9	10	ug/L
				Acetone	J	1.1	10	ug/L
FWGLL12mw-113C-0589-	A8A310102026	6020		Antimony	B	0.56	2.0	ug/L
				Cadmium	B	0.45	0.50	ug/L
				Thallium	B	0.42	1.0	ug/L
FWGLL12mw-113C-0589-	A8A310102025	9012A		Cyanide	B	0.0087	0.010	mg/L
FWGLL12mw-128C-0590-	A8A310102017	353.2		Nitrate as N (NO3-N)	B	0.09	0.1	mg/L
FWGLL12mw-185C-0593-	A8A310102006	6010B		Cobalt	B	2.6	5.0	ug/L
				Nickel	B	6.9	10.0	ug/L
		6020		Cadmium	B	0.24	0.50	ug/L
				Zinc	B J	5.3	10.0	ug/L
FWGLL12mw-187C-0594-	A8A310102014			Aluminum	B	26.8	50.0	ug/L
				Antimony	B	0.17	2.0	ug/L
				Thallium	B	0.52	1.0	ug/L
				Zinc	B J	9.7	10.0	ug/L
FWGLL12mw-242C-0597-	A8A310102024			Antimony	B	0.73	2.0	ug/L
				Cadmium	B	0.20	0.50	ug/L
				Thallium	B	0.29	1.0	ug/L
FWGLL12mw-242C-0597-	A8A310102023	353.2		Nitrate as N (NO3-N)	B	0.04	0.1	mg/L
		8260B		Benzene	J	0.55	1.0	ug/L
				M&P-XYLENES	J	0.31	2.0	ug/L
				o-Xylene	J	0.17	1.0	ug/L
				Toluene	J	0.71	1.0	ug/L
				TOTAL XYLENES	J	0.48	2.0	ug/L
FWGLL12mw-243C-0598-	A8A310102016	6010B		Cobalt	B	2.1	5.0	ug/L
		6020		Zinc	B J	5.6	10.0	ug/L
FWGLL12mw-244C-0599-	A8A310102008			Antimony	B	0.34	2.0	ug/L
				Zinc	B J	3.0	10.0	ug/L
FWGLL12mw-244C-0599-	A8A310102007	353.2		Nitrate as N (NO3-N)	B	0.04	0.1	mg/L
FWGLL12mw-245C-0600-	A8A310102002	6020		Aluminum	B	27.6	50.0	ug/L
				Zinc	B J	2.5	10.0	ug/L
FWGLL12mw-245C-0600-	A8A310102001	8270C		bis(2-Ethylhexyl) phthalate	J	3.9	10	ug/L
FWGLL12mw-246C-0566-	A8A310102010	6020		Zinc	B J	3.7	10.0	ug/L
FWGLL12mw-DUP4-0604	A8A310102004			Aluminum	B	40.3	50.0	ug/L

Reporting Limits Outlier Report (detected results reported below the reporting limit)

Lab Report Batch: A8A310102 **Lab ID:** STLCAN

Client Sample ID	Lab Sample ID	Analysis Method	Matrix	Analyte Name	Lab Qualifier	Result	EDD Reporting Limit	Units
FWGLL12mw-DUP4-0604	A8A310102004	6020	AQ	Zinc	B J	5.2	10.0	ug/L
FWGLL1mw-063C-0565-G	A8A310102031			Cadmium	B	0.33	0.50	ug/L
FWGLL1mw-063C-0565-G	A8A310102029	8081A		beta-BHC	J	0.013	0.060	ug/L
	A8A310102028	8270C		bis(2-Ethylhexyl) phthalate	J	1.9	10	ug/L
FWGLL4mw-200C-0586-G	A8A310102022	6010B		Potassium	B J	635	1000	ug/L
		6020		Zinc	B J	2.3	10.0	ug/L
FWGTEAM1-TRIP	A8A310102011	8260B		Acetone	J	5.7	10	ug/L
				Methylene chloride	J	0.65	2.0	ug/L
FWGTEAM2-TRIP	A8A310102012			Acetone	J	4.6	10	ug/L
				Methylene chloride	J	0.66	2.0	ug/L
FWGTEAM3-TRIP	A8A310102020			Acetone	J	5.1	10	ug/L
				Methylene chloride	J	0.64	2.0	ug/L
FWGTEAM3-TRIP012908	A8A310102032			Acetone	J	5.1	10	ug/L
				Methylene chloride	J	0.61	2.0	ug/L

QC Outlier Report: Non-Qualified Outliers for Reporting Limits
(Sample is non-detect but reported result exceeds project requirements for reporting limit)

Lab Report Batch: A8A310102 **Lab ID:** STLCAN

Client Sample ID	Lab Sample ID	Analysis Method	Matrix	Analyte Name	Lab Qualifier	Result	Reporting Limit Criteria*	Units
FWGEQUIPRINSE3-0611-	A8A310102019	6010B	AQ	Calcium	U	1000	100.00	ug/L
				Magnesium	U	1000	100.00	ug/L
				Sodium	U	1000	200.00	ug/L
FWGLL1mw-063C-0565-G	A8A310102029	8081A	AQ	4,4'-DDD	U	0.060	0.05	ug/L
				4,4'-DDE	U	0.060	0.05	ug/L
				4,4'-DDT	U	0.060	0.05	ug/L
				Aldrin	U	0.060	0.05	ug/L
				alpha-BHC	U	0.060	0.05	ug/L
				alpha-Chordane	U	0.060	0.05	ug/L
				delta-BHC	U	0.060	0.05	ug/L
				Dieldrin	U	0.060	0.05	ug/L
				Endosulfan I	U	0.060	0.03	ug/L
				Endosulfan II	U	0.060	0.03	ug/L
				Endosulfan sulfate	U	0.060	0.05	ug/L
				Endrin	U	0.060	0.05	ug/L
				Endrin aldehyde	U	0.060	0.05	ug/L
				Endrin ketone	U	0.060	0.05	ug/L
				gamma-BHC	U	0.060	0.05	ug/L
				gamma-Chlordane	U	0.060	0.05	ug/L
				Heptachlor	U	0.060	0.05	ug/L
				Heptachlor epoxide	U	0.060	0.05	ug/L
				Toxaphene	U	2.3	2.00	ug/L

* Reporting Limit Criteria = (Dilution Factor) * (Reporting Limit from the reference project library) * (Percent Moisture Correction)
Percent Moisture Correction:
Soil: 100 / (100 - Percent Moisture)
Water: 1

Project Number and Name: **030240.0006 - Ravenna**

Environmental Quality Mgt., Inc.

Client Sample ID: FWGLL12mw-245C-0600-GW

General Chemistry

Lot-Sample #...: A8A310102-001 **Work Order #...:** KGCKT **Matrix.....:** WG
Date Sampled...: 01/30/08 09:10 **Date Received..:** 01/31/08

PARAMETER	RESULT	RL	UNITS	METHOD	PREPARATION-ANALYSIS DATE	PREP BATCH #
Cyanide, Total	ND	0.010	mg/L	SW846 9012A	02/05/08	8036240
		Dilution Factor: 1		MDL.....: 0.0050		
Nitrate-Nitrite	**0.1**	**0.1**	**mg/L**	**MCAWW 353.2**	**02/04/08**	**8035360**
		Dilution Factor: 1		MDL.....: 0.02		

Environmental Quality Mgt., Inc.

Client Sample ID: FWGLL12mw-DUP4-0604-GW

General Chemistry

Lot-Sample #...: A8A310102-003 **Work Order #...:** KGCK0 **Matrix.....:** WG
Date Sampled...: 01/30/08 09:10 **Date Received..:** 01/31/08

PARAMETER	RESULT	RL	UNITS	METHOD	PREPARATION-ANALYSIS DATE	PREP BATCH #
Cyanide, Total	ND	0.010	mg/L	SW846 9012A	02/05/08	8036240
		Dilution Factor: 1		MDL.....: 0.0050		
Nitrate-Nitrite	ND	0.1	mg/L	MCAWW 353.2	02/04/08	8035360
		Dilution Factor: 1		MDL.....: 0.02		

Environmental Quality Mgt., Inc.

Client Sample ID: FWGLL12mw-185C-0593-GW

General Chemistry

Lot-Sample #...: A8A310102-005 **Work Order #...:** KGCK6 **Matrix.....:** WG
Date Sampled...: 01/30/08 11:45 **Date Received..:** 01/31/08

PARAMETER	RESULT	RL	UNITS	METHOD	PREPARATION-ANALYSIS DATE	PREP BATCH #
Cyanide, Total	ND	0.010	mg/L	SW846 9012A	02/05/08	8036240
		Dilution Factor: 1		MDL.....: 0.0050		
Nitrate-Nitrite	**220**	**50**	**mg/L**	**MCAWW 353.2**	**02/12/08**	**8043316**
		Dilution Factor: 500		MDL.....: 8.0		

Environmental Quality Mgt., Inc.

Client Sample ID: FWGLL12mw-244C-0599-GW

General Chemistry

Lot-Sample #...: A8A310102-007 **Work Order #...:** KGCLD **Matrix.....:** WG
Date Sampled...: 01/30/08 13:20 **Date Received..:** 01/31/08

PARAMETER	RESULT	RL	UNITS	METHOD	PREPARATION-ANALYSIS DATE	PREP BATCH #
Cyanide, Total	ND	0.010	mg/L	SW846 9012A	02/05/08	8036240
		Dilution Factor: 1		MDL.....: 0.0050		
Nitrate-Nitrite	**0.04 B**	**0.1**	**mg/L**	**MCAWW 353.2**	**02/04/08**	**8035360**
		Dilution Factor: 1		MDL.....: 0.02		

NOTE(S):

RL Reporting Limit

B Estimated result. Result is less than RL.

Environmental Quality Mgt., Inc.

Client Sample ID: FWGLL12mw-246C-0566-GW

General Chemistry

Lot-Sample #...: A8A310102-009 **Work Order #...:** KGCLG **Matrix.....:** WG
Date Sampled...: 01/30/08 15:30 **Date Received..:** 01/31/08

PARAMETER	RESULT	RL	UNITS	METHOD	PREPARATION-ANALYSIS DATE	PREP BATCH #
Cyanide, Total	ND	0.010	mg/L	SW846 9012A	02/05/08	8036240
		Dilution Factor: 1		MDL.....: 0.0050		
Nitrate-Nitrite	ND	0.1	mg/L	MCAWW 353.2	02/04/08	8035360
		Dilution Factor: 1		MDL.....: 0.02		

Environmental Quality Mgt., Inc.

Client Sample ID: FWGLL12mw-187C-0594-GW

General Chemistry

Lot-Sample #...: A8A310102-013 **Work Order #...:** KGCLP **Matrix.....:** WG
Date Sampled...: 01/30/08 09:50 **Date Received..:** 01/31/08

PARAMETER	RESULT	RL	UNITS	METHOD	PREPARATION-ANALYSIS DATE	PREP BATCH #
Cyanide, Total	ND	0.010	mg/L	SW846 9012A	02/05/08	8036241
		Dilution Factor: 1		MDL.....: 0.0050		
Nitrate-Nitrite	**1800**	**100**	**mg/L**	**MCAWW 353.2**	**02/12/08**	**8043316**
		Dilution Factor: 1000		MDL.....: 16		

Environmental Quality Mgt., Inc.

Client Sample ID: FWGLL12mw-243C-0598-GW

General Chemistry

Lot-Sample #...: A8A310102-015 Work Order #...: KGCLW Matrix.....: WG
Date Sampled...: 01/30/08 11:30 Date Received..: 01/31/08

PARAMETER	RESULT	RL	UNITS	METHOD	PREPARATION-ANALYSIS DATE	PREP BATCH #
Cyanide, Total	ND	0.010	mg/L	SW846 9012A	02/05/08	8036241
		Dilution Factor: 1		MDL.....: 0.0050		
Nitrate-Nitrite	**1.1**	**0.5**	**mg/L**	**MCAWW 353.2**	**02/12/08**	**8043316**
		Dilution Factor: 5		MDL.....: 0.08		

Environmental Quality Mgt., Inc.

Client Sample ID: FWGLL12mw-128C-0590-GW

General Chemistry

Lot-Sample #...: A8A310102-017 **Work Order #...:** KGCL0 **Matrix.....:** WG
Date Sampled...: 01/30/08 13:15 **Date Received..:** 01/31/08

PARAMETER	RESULT	RL	UNITS	METHOD	PREPARATION-ANALYSIS DATE	PREP BATCH #
Cyanide, Total	ND	0.010	mg/L	SW846 9012A	02/05-02/06/08	8037341
		Dilution Factor: 1		MDL.....: 0.0050		
Nitrate-Nitrite	**0.09 B**	**0.1**	**mg/L**	**MCAWW 353.2**	**02/04/08**	**8035360**
		Dilution Factor: 1		MDL.....: 0.02		

NOTE(S):

RL Reporting Limit

B Estimated result. Result is less than RL.

Environmental Quality Mgt., Inc.

Client Sample ID: FWGEQUIPRINSE3-0611-GW

General Chemistry

Lot-Sample #...: A8A310102-019 **Work Order #...:** KGCL8 **Matrix.....:** WQ
Date Sampled...: 01/30/08 15:15 **Date Received..:** 01/31/08

PARAMETER	RESULT	RL	UNITS	METHOD	PREPARATION-ANALYSIS DATE	PREP BATCH #
Cyanide, Total	ND	0.010	mg/L	SW846 9012A	02/05-02/06/08	8037341
		Dilution Factor: 1		MDL.....: 0.0050		
Nitrate-Nitrite	**0.05 B**	**0.1**	**mg/L**	**MCAWW 353.2**	**02/04/08**	**8035360**
		Dilution Factor: 1		MDL.....: 0.02		

NOTE(S):

RL Reporting Limit

B Estimated result. Result is less than RL.

Environmental Quality Mgt., Inc.

Client Sample ID: FWGLL4mw-200C-0586-GW

General Chemistry

Lot-Sample #...: A8A310102-021 **Work Order #...:** KGCMM **Matrix.....:** WG
Date Sampled...: 01/30/08 09:10 **Date Received..:** 01/31/08

PARAMETER	RESULT	RL	UNITS	METHOD	PREPARATION-ANALYSIS DATE	PREP BATCH #
Cyanide, Total	ND	0.010	mg/L	SW846 9012A	02/05-02/06/08	8037341
	Dilution Factor: 1			MDL.....: 0.0050		

Environmental Quality Mgt., Inc.

Client Sample ID: FWGLL12mw-242C-0597-GW

General Chemistry

Lot-Sample #...: A8A310102-023 **Work Order #...:** KGCMQ **Matrix.....:** WG
Date Sampled...: 01/30/08 11:05 **Date Received..:** 01/31/08

PARAMETER	RESULT	RL	UNITS	METHOD	PREPARATION-ANALYSIS DATE	PREP BATCH #
Cyanide, Total	ND	0.010	mg/L	SW846 9012A	02/05-02/06/08	8037341
		Dilution Factor: 1		MDL.....: 0.0050		
Nitrate-Nitrite	**0.04 B**	**0.1**	**mg/L**	**MCAWW 353.2**	**02/04/08**	**8035360**
		Dilution Factor: 1		MDL.....: 0.02		

NOTE(S):

RL Reporting Limit

B Estimated result. Result is less than RL.

Environmental Quality Mgt., Inc.

Client Sample ID: FWGLL12mw-113C-0589-GW

General Chemistry

Lot-Sample #...: A8A310102-025 Work Order #...: KGCMW Matrix.....: WG
Date Sampled...: 01/30/08 13:25 Date Received..: 01/31/08

PARAMETER	RESULT	RL	UNITS	METHOD	PREPARATION-ANALYSIS DATE	PREP BATCH #
Cyanide, Total	0.0087 B	0.010	mg/L	SW846 9012A	02/05-02/06/08	8037341
	Dilution Factor: 1			MDL.....: 0.0050		
Nitrate-Nitrite	0.6	0.1	mg/L	MCAWW 353.2	02/04/08	8035360
	Dilution Factor: 1			MDL.....: 0.02		

NOTE(S):

RL Reporting Limit

B Estimated result. Result is less than RL.

Environmental Quality Mgt., Inc.

Client Sample ID: FWGLL1mw-063C-0565-GW

General Chemistry

Lot-Sample #...: A8A310102-030 **Work Order #...:** KGCNL **Matrix.....:** WG
Date Sampled...: 01/30/08 08:45 **Date Received..:** 01/31/08

PARAMETER	RESULT	RL	UNITS	METHOD	PREPARATION-ANALYSIS DATE	PREP BATCH #
Cyanide, Total	ND	0.010	mg/L	SW846 9012A	02/05-02/06/08	8037341
	Dilution Factor: 1			MDL.....: 0.0050		

METHOD BLANK REPORT

General Chemistry

Client Lot #...: A8A310102 **Matrix.....:** WATER

PARAMETER	RESULT	REPORTING LIMIT	UNITS	METHOD	PREPARATION-ANALYSIS DATE	PREP BATCH #
Cyanide, Total		Work Order #: KGKJ81AA		MB Lot-Sample #:	A8B050000-240	
	ND	0.010	mg/L	SW846 9012A	02/05/08	8036240
		Dilution Factor: 1				
Cyanide, Total		Work Order #: KGKKH1AA		MB Lot-Sample #:	A8B050000-241	
	ND	0.010	mg/L	SW846 9012A	02/05/08	8036241
		Dilution Factor: 1				
Cyanide, Total		Work Order #: KGMDH1AA		MB Lot-Sample #:	A8B060000-341	
	ND	0.010	mg/L	SW846 9012A	02/05-02/06/08	8037341
		Dilution Factor: 1				
Nitrate-Nitrite		Work Order #: KGH911AA		MB Lot-Sample #:	A8B040000-360	
	ND	0.1	mg/L	MCAWW 353.2	02/04/08	8035360
		Dilution Factor: 1				
Nitrate-Nitrite		Work Order #: KG02T1AA		MB Lot-Sample #:	A8B120000-316	
	ND	0.1	mg/L	MCAWW 353.2	02/12/08	8043316
		Dilution Factor: 1				

NOTE(S):

Calculations are performed before rounding to avoid round-off errors in calculated results.

LABORATORY CONTROL SAMPLE EVALUATION REPORT

General Chemistry

Client Lot #...: A8A310102 **Matrix.....:** WATER

PARAMETER	PERCENT RECOVERY	RECOVERY LIMITS	METHOD	PREPARATION-ANALYSIS DATE	PREP BATCH #
Cyanide, Total		Work Order #: KGKJ81AC	LCS Lot-Sample#: A8B050000-240		
	96	(80 - 120)	SW846 9012A	02/05/08	8036240
		Dilution Factor: 1			
Cyanide, Total		Work Order #: KGKKH1AC	LCS Lot-Sample#: A8B050000-241		
	96	(80 - 120)	SW846 9012A	02/05/08	8036241
		Dilution Factor: 1			
Cyanide, Total		Work Order #: KGMDH1AC	LCS Lot-Sample#: A8B060000-341		
	89	(80 - 120)	SW846 9012A	02/05-02/06/08	8037341
		Dilution Factor: 1			
Nitrate-Nitrite		Work Order #: KGH911AC	LCS Lot-Sample#: A8B040000-360		
	99	(79 - 117)	MCAWW 353.2	02/04/08	8035360
		Dilution Factor: 1			
Nitrate-Nitrite		Work Order #: KG02T1AC	LCS Lot-Sample#: A8B120000-316		
	98	(79 - 117)	MCAWW 353.2	02/12/08	8043316
		Dilution Factor: 1			

NOTE(S):

Calculations are performed before rounding to avoid round-off errors in calculated results.

MATRIX SPIKE SAMPLE EVALUATION REPORT

General Chemistry

Client Lot #...: A8A310102 **Matrix.....:** WATER
Date Sampled...: 01/29/08 15:20 **Date Received..:** 01/30/08

PARAMETER	PERCENT RECOVERY	RECOVERY LIMITS	RPD	RPD LIMITS	METHOD	PREPARATION-ANALYSIS DATE	PREP BATCH #
Cyanide, Total		WO#: KF9QK1AM-MS/KF9QK1AN-MSD				MS Lot-Sample #: A8A300102-001	
	86	(80 - 120)			SW846 9012A	02/05/08	8036240
	80	(80 - 120)	7.5	(0-20)	SW846 9012A	02/05/08	8036240
		Dilution Factor: 1					
Cyanide, Total		WO#: KGD3Q1AQ-MS/KGD3Q1AR-MSD				MS Lot-Sample #: A8A310224-015	
	77 N	(80 - 120)			SW846 9012A	02/05-02/06/08	8037341
	75 N	(80 - 120)	2.3	(0-20)	SW846 9012A	02/05-02/06/08	8037341
		Dilution Factor: 1					
Nitrate-Nitrite		WO#: KGAHP1AG-MS/KGAHP1AH-MSD				MS Lot-Sample #: A8A300187-004	
	96	(34 - 125)			MCAWW 353.2	02/12/08	8043316
	100	(34 - 125)	2.0	(0-20)	MCAWW 353.2	02/12/08	8043316
		Dilution Factor: 1					

NOTE(S):

Calculations are performed before rounding to avoid round-off errors in calculated results.

N Spiked analyte recovery is outside stated control limits.

MATRIX SPIKE SAMPLE EVALUATION REPORT

General Chemistry

Client Lot #...: A8A310102 **Matrix.....:** WG
Date Sampled...: 01/30/08 13:15 **Date Received..:** 01/31/08

PARAMETER	PERCENT RECOVERY	RECOVERY LIMITS	RPD	RPD LIMITS	METHOD	PREPARATION-ANALYSIS DATE	PREP BATCH #
Cyanide, Total		WO#: KGCLG1AH-MS/KGCLG1AJ-MSD				MS Lot-Sample #: A8A310102-009	
	71	(80 - 120)			SW846 9012A	02/05/08	8036240
	77	(80 - 120)	7.6	(0-20)	SW846 9012A	02/05/08	8036240
		Dilution Factor: 1					
Cyanide, Total		WO#: KGCL01AQ-MS/KGCL01AR-MSD				MS Lot-Sample #: A8A310102-017	
	88	(80 - 120)			SW846 9012A	02/05-02/06/08	8037341
	78 N	(80 - 120)	12	(0-20)	SW846 9012A	02/05-02/06/08	8037341
		Dilution Factor: 1					
Nitrate-Nitrite		WO#: KGCL01AM-MS/KGCL01AN-MSD				MS Lot-Sample #: A8A310102-017	
	82	(34 - 125)			MCAWW 353.2	02/04/08	8035360
	85	(34 - 125)	3.0	(0-20)	MCAWW 353.2	02/04/08	8035360
		Dilution Factor: 1					

NOTE(S):

Calculations are performed before rounding to avoid round-off errors in calculated results.

N Spiked analyte recovery is outside stated control limits.

Matrix Spike / Matrix Spike Duplicate Recovery and RPD Outlier Report

Method Batch : 8036240 **Analysis Method :** 9012A **Analysis Date :** 02/05/2008

Preparation Batch : 8036240 **Preparation Type :** Gen Prep **Preparation Date :** 02/05/2008

Lab Reporting Batch : A8A310102 **Lab ID:** STLCAN

Client Sample ID	Lab Sample ID	Matrix	Analyte Name	Reported *		Project Limits (Percent)			
				Percent Recovery	RPD	Rejection Point**	Lower Limit	Upper Limit	RPD
FWGLL12mw-246C-0566	A8A310102009S	AQ	Cyanide	71		40.00	80.00	120.00	20.00
FWGLL12mw-246C-0566	A8A310102009D		Cyanide	77		40.00	80.00	120.00	20.00

Associated Samples: Parent sample only

Client Sample ID	Lab Sample ID
FWGLL12mw-246C-0566-GW	A8A310102009

* Only those Percent Recovery and/or RPD values outside project limits are listed in this report.
** Metal are also assessed against an upper rejection point of 150 percent for waters and 200 percent for soils and sediments

Project Number and Name: ***030240.0006 - Ravenna***

Matrix Spike / Matrix Spike Duplicate Recovery and RPD Outlier Report

Method Batch : 8037341 **Analysis Method :** 9012A **Analysis Date :** 02/06/2008

Preparation Batch : 8037341 **Preparation Type :** Gen Prep **Preparation Date :** 02/05/2008

Lab Reporting Batch : A8A310102 **Lab ID:** STLCAN

Client Sample ID	Lab Sample ID	Matrix	Analyte Name	Reported *		Project Limits (Percent)			
				Percent Recovery	RPD	Rejection Point**	Lower Limit	Upper Limit	RPD
FWGLL12mw-128C-0590	A8A310102017D	AQ	Cyanide	78		40.00	80.00	120.00	20.00

Associated Samples: Parent sample only

Client Sample ID	Lab Sample ID
FWGLL12mw-128C-0590-GW	A8A310102017

* Only those Percent Recovery and/or RPD values outside project limits are listed in this report.
** Metal are also assessed against an upper rejection point of 150 percent for waters and 200 percent for soils and sediments

Project Number and Name: 030240.0006 - Ravenna

Technical Completeness Report

Project No. / Name : *030240.0006 / Ravenna*

Analytical Method	Total Number of Analytes	Number of Rejects	Percent Completeness
353.2	11	0	100.0
6010B	195	2	99.0
6020	91	0	100.0
7470A	13	0	100.0
8081A	273	13	95.2
8082	91	0	100.0
8260B	663	29	95.6
8270C	858	26	97.0
9012A	13	0	100.0
Total	***2208***	***70***	***96.8***

Note:

$$\text{Percent Completeness} = \frac{\text{Number of Useable Results}}{\text{Number of Reported Results}} * 100\ \%$$

[Useable results are qualified but not Rejected data]

Data Verification Summary

Site: Ravenna Army Ammunition Plant
Sampling Event: January 2008
STL Sample Delivery Group: A8A310222 **Date:** March 17, 2008
COC#: 117213, 336178, 336184

Revision: 0

Data Validator: Angye Dragotta/Environmental Quality Management, Inc. (EQM, Inc.)

QA/QC Summary

On January 30 and January 31, 2008 the following samples were collected from groundwater-monitoring wells at Ravenna Army Ammunition Plant and analyzed as part of SDG A8A310222.

Field Sample ID	Analytes	Method
FWGLL12mw-184c-0592-GW	Explosives	SW846 8330
FWGEQUIPRINSE4-0612-GW	Nitroguanadine	SW846 M8330
FWGLL12mw-154c-0591-GW	Nitrocellulose	SW846 353.3
FWGLL12mw-107c-0588-GW		
FWGLL12mw-DUP3-0603-GW		
FWGLL3mw-235c-0578-GW		
FWGLL12mw-088c-0587-GW		

The data presented in this report were evaluated according to the *Final Quality Assurance Project Plan Addendum for the Facility-Wide Groundwater Monitoring Program Ravenna Army Ammunition Plant Ravenna, OH, Portage Environmental, September 2004.* The following documents will be used as needed to supplement the project documentation: *Louisville Chemistry Guidelines, USACE, June 2002 version 5, EPA National Functional Guidelines (NFG) for Organic Data Review, EPA-540/R-99-008, October 1999, NFG for Inorganic Data Review, EPA-540/R-04-004, October 2004*, Analytical Methods, and Laboratory Standard Operating Procedures. These objectives represent accuracy and precision performance goals for each analytical method.

An equipment rinse was collected and named on the COC as FWGEQUIPRINSE4-0612-GW. FWGEQUIPRINSE4-0612-GW was logged and reported by the laboratory as FWGEQUIPRINSE-0612-GW.

Sample coolers were received between 1.1 and 4.8°C. Upon receipt, it was documented by the laboratory, that the samples were not frozen and received in good condition. No qualifications were made to sample results based on temperatures less than 2°C.

The completeness objective for the project was 90%. The completeness objective was met for this SDG, 100%. Limitations, if any, on the data are indicated with qualifiers detailed below.

Data Verification Summary

Site: Ravenna Army Ammunition Plant
Sampling Event: January 2008
STL Sample Delivery Group: A8A310222 **Date:** March 17, 2008
COC#: 117213, 336178, 336184

Revision: 0

SUMMARY OF QUALIFICATIONS AND QC OUTLIERS:

Sample ID	Method	Analyte	Concentration (mg/L)	Lab Flag	Ver. Flag	Reason
FWGLL12mw-154C-0591-GW	353.2	Nitrocellulose	0.14	B	J	MS/MSD RPD was above control limits; result was between MDL and RL

J = Analyte concentration is considered an estimated value.
MDL = Method Detection Limit
RL = reporting limit
RPD = Relative Percent Difference
"-" = no qualification by lab
U = Analyte is not detected.
R = Result is non-usable
MS/MSD = Matrix Spike/Matrix Spike Duplicate
ver = verification

Explosives- 8330

The following QC criteria were reviewed with acceptable results:

- Initial Calibration Criteria
- Retention time criteria
- MDL verification
- The method blank was free from contamination
- LCS recovery
- Second column confirmation
- Equipment Rinse was free from contamination
- MS/MSD percent recoveries and RPD value criteria
- Surrogate recoveries
- Field duplicate RPD criteria

4-Nitrotoluene was not spiked and/or did not recover in the MRL verification, ICV and CCV on LC9. LC9 was used as confirmation and no samples from LC10 analysis had detected concentrations of 4-Nitrotoluene, so qualifications were made.

All tetryl CCVs recovered above control limits. There were no detected concentrations for tetryl, so no qualifications were made.

Closing MRL and CCV on LC9 were analyzed out of clock. All recoveries were within limits, except for tetryl as noted above, so no qualifications were made.

Sample FWGLL12mw-154c-0591-GWwas filtered by the lab prior to analysis due to high sediment content.

Nitroguanidine- 8330M

The following QC criteria were reviewed with acceptable results:

- Preservation, sample handling
- Initial Calibration criteria
- Retention time criteria

Data Verification Summary

Site: Ravenna Army Ammunition Plant
Sampling Event: January 2008
STL Sample Delivery Group: A8A310222
COC#: 117213, 336178, 336184

Date: March 17, 2008

Revision: 0

- MRL level verification criteria
- MDL verification criteria
- ICV and CCV criteria
- The method blank was free from contamination
- Equipment Rinse was free from contamination
- LCS/LCSD percent recoveries and RPD value criteria
- MS/MSD percent recoveries and RPD values criteria
- Field Duplicate RPD criteria
- Second Column confirmation criteria

No QC outliers noted.

Nitrocellulose - 353.2

The following QC criteria were reviewed with acceptable results:

- Holding times, preservation, sample handling
- Sample preparation criteria
- Initial Calibration criteria
- ICV and CCV criteria
- The method blank was free from contamination
- The equipment blank was free from contamination
- MRL Level Verification criteria
- ICB and CCBs were free from contamination
- LCS/LCSD percent recoveries and RPD value criteria
- Nitrocellulose assay criteria
- Field Duplicate RPD criteria

MS/MSD Recoveries and RPD

Recoveries were within control limits, but MS/MSD RPD was above control limits at 28%. Detected nitrocellulose results flagged as estimated, "J".

Data Validator: Angye Dragotta
Date: 3/17/2008

Senior Data Validator: Heather Neeley
Date: 3/24/08

Sample Qualification Report with Reason Codes (All Results sorted by Client Sample ID)

Client Sample ID : FWGLL12MW-154C-0591-GW **Lab Report Batch :** A8A310222 **Lab ID :** STLCAN

Sample Date : 01/30/2008 **Analysis Type: RES** **Sample Matrix :** AQ

Lab Sample ID: A8A310222003

Reviewed By / Date : Angye Dragotta 3/17/2008 **Approved By / Date :** Heather McCoy 3/24/08

Analyte Name	Result	Uncertainty / Error	Result Units	Lab Qual	Rep Res	Overall Qual*	Temp	HT	MB	LCS	MS	Lab Dup	Surr	Rep Limit	Moist Tot/Dis	Field QC	Tune	IC	ICV	CV / CCV	Reason Codes
Analysis Method : 353.2 Modified						**Dilution: 1**															
Nitrocellulose	0.14		mg/L	B	YES	J					J			J							L,I
Analysis Method : 8330						**Dilution: 1**															
1,3,5-Trinitrobenzene	0.10		ug/L	U	YES																
1,3-Dinitrobenzene	0.10		ug/L	U	YES																
2,4,6-TNT	0.10		ug/L	U	YES																
2,4-Dinitrotoluene	0.10		ug/L	U	YES																
2,6-Dinitrotoluene	0.10		ug/L	U	YES																
2-Amino-4,6-dinitrotoluene	0.10		ug/L	U	YES																
2-Nitrotoluene	0.50		ug/L	U	YES																
3-Nitrotoluene	0.50		ug/L	U	YES																
4-Amino-2,6-Dinitrotoluene	0.10		ug/L	U	YES																
4-Nitrotoluene	0.50		ug/L	U	YES																
HMX	0.10		ug/L	U	YES																
Nitrobenzene	0.10		ug/L	U	YES																
NITROGLYCERINE	0.65		ug/L	U	YES																
Pentaerythritol Tetranitrate (PETN)	0.65		ug/L	U	YES																
RDX	0.10		ug/L	U	YES																
TETRYL	0.10		ug/L	U	YES																
Analysis Method : SW8330 Modified						**Dilution: 1**															
Nitroguanidine	20		ug/L	U	YES																

* Overall result qualifier reflects summation of qualifiers added during automated data review and any qualifiers added manually for categories not assessed by automated data review

Sample Qualification Report with Reason Codes (All Results sorted by Client Sample ID)

Client Sample ID : FWGLL12MW184C-0592-GW **Lab Report Batch :** A8A310222 **Lab ID :** STLCAN

Sample Date : 01/31/2008 **Analysis Type: RES** **Sample Matrix :** AQ

Lab Sample ID: A8A310222001

Reviewed By / Date : Angye Dragotta 3/17/2008 **Approved By / Date :** Heather Nedley 3/24/08

Analyte Name	Result	Uncertainty / Error	Result Units	Lab Qual	Rep Res	Overall Qual*	Temp	HT	MB	LCS	MS	Lab Dup	Surr	Rep Limit	Moist Tot/Dis	Field QC	Tune	IC	ICV	CV / CCV	Reason Codes
Analysis Method : 353.2 Modified						**Dilution: 1**															
Nitrocellulose	0.50		mg/L	U	YES																
Analysis Method : 8330						**Dilution: 1**															
1,3,5-Trinitrobenzene	0.10		ug/L	U	YES																
1,3-Dinitrobenzene	0.10		ug/L	U	YES																
2,4,6-TNT	0.10		ug/L	U	YES																
2,4-Dinitrotoluene	0.10		ug/L	U	YES																
2,6-Dinitrotoluene	0.10		ug/L	U	YES																
2-Amino-4,6-dinitrotoluene	0.10		ug/L	U	YES																
2-Nitrotoluene	0.50		ug/L	U	YES																
3-Nitrotoluene	0.50		ug/L	U	YES																
4-Amino-2,6-Dinitrotoluene	0.10		ug/L	U	YES																
4-Nitrotoluene	0.50		ug/L	U	YES																
HMX	0.10		ug/L	U	YES																
Nitrobenzene	0.10		ug/L	U	YES																
NITROGLYCERINE	0.65		ug/L	U	YES																
Pentaerythritol Tetranitrate (PETN)	0.65		ug/L	U	YES																
RDX	0.10		ug/L	U	YES																
TETRYL	0.10		ug/L	U	YES																
Analysis Method : SW8330 Modified						**Dilution: 1**															
Nitroguanidine	20		ug/L	U	YES																

* Overall result qualifier reflects summation of qualifiers added during automated data review and any qualifiers added manually for categories not assessed by automated data review

Sample Qualification Report with Reason Codes (All Results sorted by Client Sample ID)

Client Sample ID : FWGLL12MW-DUP3-0603-GW **Lab Report Batch :** A8A310222 **Lab ID :** STLCAN

Sample Date : 01/31/2008 **Analysis Type: RES** **Sample Matrix :** AQ

Lab Sample ID: A8A310222005

Reviewed By / Date : Angye Dragotta 3/17/2008 **Approved By / Date :** Heather Mallery 3/24/08

Analyte Name	Result	Uncertainty / Error	Result Units	Lab Qual	Rep Res	Overall Qual*	Temp	HT	MB	LCS	MS	Lab Dup	Surr	Rep Limit	Moist Tot/Dis	Field QC	Tune	IC	ICV	CV / CCV	Reason Codes
Analysis Method : 353.2 Modified						**Dilution: 1**															
Nitrocellulose	0.50		mg/L	U	YES																
Analysis Method : 8330						**Dilution: 1**															
1,3,5-Trinitrobenzene	0.10		ug/L	U	YES																
1,3-Dinitrobenzene	0.10		ug/L	U	YES																
2,4,6-TNT	0.10		ug/L	U	YES																
2,4-Dinitrotoluene	0.10		ug/L	U	YES																
2,6-Dinitrotoluene	0.10		ug/L	U	YES																
2-Amino-4,6-dinitrotoluene	0.10		ug/L	U	YES																
2-Nitrotoluene	0.50		ug/L	U	YES																
3-Nitrotoluene	0.50		ug/L	U	YES																
4-Amino-2,6-Dinitrotoluene	0.10		ug/L	U	YES																
4-Nitrotoluene	0.50		ug/L	U	YES																
HMX	0.10		ug/L	U	YES																
Nitrobenzene	0.10		ug/L	U	YES																
NITROGLYCERINE	0.65		ug/L	U	YES																
Pentaerythritol Tetranitrate (PETN)	0.65		ug/L	U	YES																
RDX	0.10		ug/L	U	YES																
TETRYL	0.10		ug/L	U	YES																
Analysis Method : SW8330 Modified						**Dilution: 1**															
Nitroguanidine	20		ug/L	U	YES																

* Overall result qualifier reflects summation of qualifiers added during automated data review and any qualifiers added manually for categories not assessed by automated data review

Sample Qualification Report with Reason Codes (All Results sorted by Client Sample ID)

Client Sample ID : FWGLL3MW-235C-0578-GW **Lab Report Batch :** A8A310222 **Lab ID :** STLCAN

Sample Date : 01/31/2008 **Analysis Type: RES** **Sample Matrix :** AQ

Lab Sample ID: A8A310222006

Reviewed By / Date : Angye Dragotta 3/17/2008 **Approved By / Date :** Heather Needy 3/24/08

Analyte Name	Result	Uncertainty / Error	Result Units	Lab Qual	Rep Res	Overall Qual*	Temp	HT	MB	LCS	MS	Lab Dup	Surr	Rep Limit	Moist Tot/Dis	Field QC	Tune	IC	ICV	CV / CCV	Reason Codes
Analysis Method : 353.2 Modified						**Dilution: 1**															
Nitrocellulose	0.50		mg/L	U	YES																
Analysis Method : 8330						**Dilution: 1**															
1,3,5-Trinitrobenzene	0.10		ug/L	U	YES																
1,3-Dinitrobenzene	0.10		ug/L	U	YES																
2,4,6-TNT	0.10		ug/L	U	YES																
2,4-Dinitrotoluene	0.10		ug/L	U	YES																
2,6-Dinitrotoluene	0.10		ug/L	U	YES																
2-Amino-4,6-dinitrotoluene	0.10		ug/L	U	YES																
2-Nitrotoluene	0.50		ug/L	U	YES																
3-Nitrotoluene	0.50		ug/L	U	YES																
4-Amino-2,6-Dinitrotoluene	0.10		ug/L	U	YES																
4-Nitrotoluene	0.50		ug/L	U	YES																
HMX	0.10		ug/L	U	YES																
Nitrobenzene	0.10		ug/L	U	YES																
NITROGLYCERINE	0.65		ug/L	U	YES																
Pentaerythritol Tetranitrate (PETN)	0.65		ug/L	U	YES																
RDX	0.10		ug/L	U	YES																
TETRYL	0.10		ug/L	U	YES																
Analysis Method : SW8330 Modified						**Dilution: 1**															
Nitroguanidine	20		ug/L	U	YES																

* Overall result qualifier reflects summation of qualifiers added during automated data review and any qualifiers added manually for categories not assessed by automated data review

Sample Qualification Report with Reason Codes (All Results sorted by Client Sample ID)

Client Sample ID : FWGEQUIPRINSE-0612-GW **Lab Report Batch :** A8A310222 **Lab ID :** STLCAN

Sample Date : 01/31/2008 **Analysis Type: RES** **Sample Matrix :** AQ

Lab Sample ID: A8A310222002

Reviewed By / Date : Angye Dragotta 3/17/2008 **Approved By / Date :** Heather McKay 3/24/08

Analyte Name	Result	Uncertainty / Error	Result Units	Lab Qual	Rep Res	Overall Qual*	Temp	HT	MB	LCS	MS	Lab Dup	Surr	Rep Limit	Moist Tot/Dis	Field QC	Tune	IC	ICV	CV / CCV	Reason Codes
Analysis Method : 353.2 Modified						**Dilution: 1**															
Nitrocellulose	0.50		mg/L	U	YES																
Analysis Method : 8330						**Dilution: 1**															
1,3,5-Trinitrobenzene	0.10		ug/L	U	YES																
1,3-Dinitrobenzene	0.10		ug/L	U	YES																
2,4,6-TNT	0.10		ug/L	U	YES																
2,4-Dinitrotoluene	0.10		ug/L	U	YES																
2,6-Dinitrotoluene	0.10		ug/L	U	YES																
2-Amino-4,6-dinitrotoluene	0.10		ug/L	U	YES																
2-Nitrotoluene	0.50		ug/L	U	YES																
3-Nitrotoluene	0.50		ug/L	U	YES																
4-Amino-2,6-Dinitrotoluene	0.10		ug/L	U	YES																
4-Nitrotoluene	0.50		ug/L	U	YES																
HMX	0.10		ug/L	U	YES																
Nitrobenzene	0.10		ug/L	U	YES																
NITROGLYCERINE	0.65		ug/L	U	YES																
Pentaerythritol Tetranitrate (PETN)	0.65		ug/L	U	YES																
RDX	0.10		ug/L	U	YES																
TETRYL	0.10		ug/L	U	YES																
Analysis Method : SW8330 Modified						**Dilution: 1**															
Nitroguanidine	20		ug/L	U	YES																

* Overall result qualifier reflects summation of qualifiers added during automated data review and any qualifiers added manually for categories not assessed by automated data review

Sample Qualification Report with Reason Codes (All Results sorted by Client Sample ID)

Client Sample ID : FWGLL12MW-088C-0587-GW **Lab Report Batch :** A8A310222 **Lab ID :** STLCAN

Sample Date : 01/31/2008 **Analysis Type: RES** **Sample Matrix :** AQ

Lab Sample ID: A8A310222007

Reviewed By / Date : Angye Dragotta 3/17/2008 **Approved By / Date :** Heather Medley 3/24/08

Analyte Name	Result	Uncertainty / Error	Result Units	Lab Qual	Rep Res	Overall Qual*	Temp	HT	MB	LCS	MS	Lab Dup	Surr	Rep Limit	Moist Tot/Dis	Field QC	Tune	IC	ICV	CV / CCV	Reason Codes
Analysis Method : 353.2 Modified						**Dilution: 1**															
Nitrocellulose	0.50		mg/L	U	YES																
Analysis Method : 8330						**Dilution: 1**															
1,3,5-Trinitrobenzene	0.10		ug/L	U	YES																
1,3-Dinitrobenzene	0.10		ug/L	U	YES																
2,4,6-TNT	0.10		ug/L	U	YES																
2,4-Dinitrotoluene	0.10		ug/L	U	YES																
2,6-Dinitrotoluene	0.10		ug/L	U	YES																
2-Amino-4,6-dinitrotoluene	0.10		ug/L	U	YES																
2-Nitrotoluene	0.50		ug/L	U	YES																
3-Nitrotoluene	0.50		ug/L	U	YES																
4-Amino-2,6-Dinitrotoluene	0.10		ug/L	U	YES																
4-Nitrotoluene	0.50		ug/L	U	YES																
HMX	0.10		ug/L	U	YES																
Nitrobenzene	0.10		ug/L	U	YES																
NITROGLYCERINE	0.65		ug/L	U	YES																
Pentaerythritol Tetranitrate (PETN)	0.65		ug/L	U	YES																
RDX	0.10		ug/L	U	YES																
TETRYL	0.10		ug/L	U	YES																
Analysis Method : SW8330 Modified						**Dilution: 1**															
Nitroguanidine	20		ug/L	U	YES																

* Overall result qualifier reflects summation of qualifiers added during automated data review and any qualifiers added manually for categories not assessed by automated data review

Sample Qualification Report with Reason Codes (All Results sorted by Client Sample ID)

Client Sample ID : FWGLL12MW-107C-0588-GW **Lab Report Batch :** A8A310222 **Lab ID :** STLCAN

Sample Date : 01/31/2008 **Analysis Type: RES** **Sample Matrix :** AQ

Lab Sample ID: A8A310222004

Reviewed By / Date : Angye Dragotta 3/17/2008 **Approved By / Date :** Heather McCoy 3/24/08

Analyte Name	Result	Uncertainty / Error	Result Units	Lab Qual	Rep Res	Overall Qual*	Temp	HT	MB	LCS	MS	Lab Dup	Surr	Rep Limit	Moist Tot/Dis	Field QC	Tune	IC	ICV	CV / CCV	Reason Codes
Analysis Method : 353.2 Modified						**Dilution: 1**															
Nitrocellulose	0.50		mg/L	U	YES																
Analysis Method : 8330						**Dilution: 1**															
1,3,5-Trinitrobenzene	0.10		ug/L	U	YES																
1,3-Dinitrobenzene	0.10		ug/L	U	YES																
2,4,6-TNT	0.10		ug/L	U	YES																
2,4-Dinitrotoluene	0.10		ug/L	U	YES																
2,6-Dinitrotoluene	0.10		ug/L	U	YES																
2-Amino-4,6-dinitrotoluene	0.10		ug/L	U	YES																
2-Nitrotoluene	0.50		ug/L	U	YES																
3-Nitrotoluene	0.50		ug/L	U	YES																
4-Amino-2,6-Dinitrotoluene	0.10		ug/L	U	YES																
4-Nitrotoluene	0.50		ug/L	U	YES																
HMX	0.10		ug/L	U	YES																
Nitrobenzene	0.10		ug/L	U	YES																
NITROGLYCERINE	0.65		ug/L	U	YES																
Pentaerythritol Tetranitrate (PETN)	0.65		ug/L	U	YES																
RDX	0.10		ug/L	U	YES																
TETRYL	0.10		ug/L	U	YES																
Analysis Method : SW8330 Modified						**Dilution: 1**															
Nitroguanidine	20		ug/L	U	YES																

* Overall result qualifier reflects summation of qualifiers added during automated data review and any qualifiers added manually for categories not assessed by automated data review

CASE NARRATIVE

A8A310222

The following report contains the analytical results for seven water samples submitted to TestAmerica North Canton by Environmental Quality Mgt. Inc. from the RVAAP(OH) Site, project number 30240.0006PN. The samples were received January 31, 2008, according to documented sample acceptance procedures.

The 8330 Explosives, Nitroguanidine, and 353.2 Nitrocellulose as N analyses were performed at the TestAmerica West Sacramento laboratory. Refer to TestAmerica West Sacramento narrative immediately following this narrative and included in their data package for additional information.

TestAmerica utilizes USEPA approved methods in all analytical work. The samples presented in this report were analyzed for the parameter(s) listed on the analytical methods summary page in accordance with the method(s) indicated. Preliminary results were provided to Eric Corbin and Heather Medley on February 15, 2008. A summary of QC data for these analyses is included at the back of the report.

TestAmerica North Canton attests to the validity of the laboratory data generated by TestAmerica facilities reported herein. All analyses performed by TestAmerica facilities were done using established laboratory SOPs that incorporate QA/QC procedures described in the applicable methods. TestAmerica's operations groups have reviewed the data for compliance with the laboratory QA/QC plan, and data have been found to be compliant with laboratory protocols unless otherwise noted below.

Any reference within this document to Severn Trent Laboratories, Inc. or STL, should be understood to refer to TestAmerica Laboratories, Inc. (formerly known as Severn Trent Laboratories, Inc.)

The test results in this report meet all NELAP requirements for parameters for which accreditation is required or available. Any exceptions to NELAP requirements are noted in this report. Pursuant to NELAP, this report may not be reproduced, except in full, without the written approval of the laboratory.

Please refer to the Quality Control Elements Narrative following this case narrative for additional quality control information.

If you have any questions, please call the Project Manager, Mark J. Loeb, at 330-497-9396.

This report is sequentially paginated. The final page of the report is labeled as "END OF REPORT."

CASE NARRATIVE (continued)

SUPPLEMENTAL QC INFORMATION

SAMPLE RECEIVING

The coolers were received at temperatures ranging from 1.1 to 4.8°C.

GENERAL CHEMISTRY

The sample(s) that contain results between the MDL and the RL were flagged with "B". There is the possibility of false positive or mis-identification at these quantitation levels. The acceptance criteria for the ICB, CCB, and Method Blank are +/- the standard reporting limit (SRL).

The matrix spike/matrix spike duplicate(s) for FWGLL12MW-088C-0587-GW had RPD's outside acceptance limits. However, since the associated method blank(s) and laboratory control sample(s) were in control, no corrective action was necessary.

QUALITY CONTROL ELEMENTS NARRATIVE

TestAmerica North Canton conducts a quality assurance/quality control (QA/QC) program designed to provide scientifically valid and legally defensible data. Toward this end, several types of quality control indicators are incorporated into the QA/QC program, which is described in detail in QA Policy, QA-003. These indicators are introduced into the sample testing process to provide a mechanism for the assessment of the analytical data.

QC BATCH

Environmental samples are taken through the testing process in groups called QUALITY CONTROL BATCHES (QC batches). A QC batch contains up to twenty environmental samples of a similar matrix (water, soil) that are processed using the same reagents and standards. TestAmerica North Canton requires that each environmental sample be associated with a QC batch.

Several quality control samples are included in each QC batch and are processed identically to the twenty environmental samples.

For SW846/RCRA methods, QC samples include a METHOD BLANK (MB), a LABORATORY CONTROL SAMPLE (LCS) and, where appropriate, a MATRIX SPIKE/MATRIX SPIKE DUPLICATE (MS/MSD) pair or a MATRIX SPIKE/SAMPLE DUPLICATE (MS/DU) pair. If there is insufficient sample to perform an MS/MSD or an MS/DU, then a LABORATORY CONTROL SAMPLE DUPLICATE (LCSD) is included in the QC batch.

For 600 series/CWA methods, QC samples include a METHOD BLANK (MB), a LABORATORY CONTROL SAMPLE (LCS) and, where appropriate, a MATRIX SPIKE (MS). An MS is prepared and analyzed at a 10% frequency for GC Methods and at a 5% frequency for GC/MS methods.

LABORATORY CONTROL SAMPLE

The Laboratory Control Sample is a QC sample that is created by adding known concentrations of a full or partial set of target analytes to a matrix similar to that of the environmental samples in the QC batch. Multi peak responders may not be included in the target spike list due to co-elution. The LCS analyte recovery results are used to monitor the analytical process and provide evidence that the laboratory is performing the method within acceptable guidelines. All control analytes indicated by a bold type in the LCS must meet acceptance criteria. Failure to meet the established recovery guidelines requires the repreparation and reanalysis of all samples in the QC batch. Comparison of only the failed parameters from the first batch are evaluated. The only exception to the rework requirement is that if the LCS recoveries are biased high and the associated sample is ND (non-detected) for the parameter(s) of interest, the batch is acceptable.

At times, a Laboratory Control Sample Duplicate (LCSD) is also included in the QC batch. An LCSD is a QC sample that is created and handled identically to the LCS. Analyte recovery data from the LCSD is assessed in the same way as that of the LCS. The LCSD recoveries, together with the LCS recoveries, are used to determine the reproducibility (precision) of the analytical system. Precision data are expressed as relative percent differences (RPDs). If the RPD fails for an LCS/LCSD and yet the recoveries are within acceptance criteria, the batch is still acceptable.

METHOD BLANK

The Method Blank is a QC sample consisting of all the reagents used in analyzing the environmental samples contained in the QC batch. Method Blank results are used to determine if interference or contamination in the analytical system could lead to the reporting of false positive data or elevated analyte concentrations. All target analytes must be below the reporting limits (RL) or the associated sample(s) must be ND except under the following circumstances:

- Common organic contaminants may be present at concentrations up to 5 times the reporting limits. Common metals contaminants may be present at concentrations up to 2 times the reporting limit, or the reported blank concentration must be twenty fold less than the concentration reported in the associated environmental samples. (See common laboratory contaminants listed in the table.)

Volatile (GC or GC/MS)	Semivolatile (GC/MS)	Metals ICP-MS	Metals ICP Trace
Methylene Chloride, Acetone, 2-Butanone	Phthalate Esters	Copper, Iron, Zinc, Lead, Calcium, Magnesium, Potassium, Sodium, Barium, Chromium, Manganese	Copper, Iron, Zinc, Lead

- Organic blanks will be accepted if compounds detected in the blank are present in the associated samples at levels 10 times the blank level. Inorganic blanks will be accepted if elements detected in the blank are present in the associated samples at 20 times the blank level.

- Blanks will be accepted if the compounds/elements detected are not present in any of the associated environmental samples.

Failure to meet these Method Blank criteria requires the repreparation and reanalysis of all samples in the QC batch.

MATRIX SPIKE/MATRIX SPIKE DUPLICATE

A Matrix Spike and a Matrix Spike Duplicate are a pair of environmental samples to which known concentrations of a full or partial set of target analytes are added. The MS/MSD results are determined in the same manner as the results of the environmental sample used to prepare the MS/MSD. The analyte recoveries and the relative percent differences (RPDs) of the recoveries are calculated and used to evaluate the effect of the sample matrix on the analytical results. Due to the potential variability of the matrix of each sample, the MS/MSD results may not have an immediate bearing on any samples except the one spiked; therefore, the associated batch MS/MSD may not reflect the same compounds as the samples contained in the analytical report. When these MS/MSD results fail to meet acceptance criteria, the data is evaluated. If the LCS is within acceptance criteria, the batch is considered acceptable.

For certain methods, a Matrix Spike/Sample Duplicate (MS/DU) may be included in the QC batch in place of the MS/MSD. For the parameters (i.e. pH, ignitability) where it is not possible to prepare a spiked sample, a Sample Duplicate may be included in the QC batch. However, a Sample Duplicate is less likely to provide usable precision statistics depending on the likelihood of finding concentrations below the standard reporting limit. When the Sample Duplicate result fails to meet acceptance criteria, the data is evaluated.

For certain methods (600 series methods/CWA), a Matrix Spike is required in place of a Matrix Spike/Matrix Spike Duplicate (MS/MSD) or Matrix Spike/Sample Duplicate (MS/DU).

The acceptance criteria do not apply to samples that are diluted.

SURROGATE COMPOUNDS

In addition to these batch-related QC indicators, each organic environmental and QC sample is spiked with surrogate compounds. Surrogates are organic chemicals that behave similarly to the analytes of interest and that are rarely present in the environment. Surrogate recoveries are used to monitor the individual performance of a sample in the analytical system.

If surrogate recoveries are biased high in the LCS, LCSD, or the Method Blank, and the associated sample(s) are ND, the batch is acceptable. Otherwise, if the LCS, LCSD, or Method Blank surrogate(s) fail to meet recovery criteria, the entire sample batch is reprepared and reanalyzed. If the surrogate recoveries are outside criteria for environmental samples, the samples will be reprepared and reanalyzed unless there is objective evidence of matrix interference or if the sample dilution is greater than the threshold outlined in the associated method SOP.

The acceptance criteria do not apply to samples that are diluted. All other surrogate recoveries will be reported.

For the GC/MS BNA methods, the surrogate criterion is that two of the three surrogates for each fraction must meet acceptance criteria. The third surrogate must have a recovery of ten percent or greater.

For the Pesticide and PCB methods, the surrogate criterion is that one of two surrogate compounds must meet acceptance criteria. The second surrogate must have a recovery of 10% or greater.

Case Narrative

TestAmerica West Sacramento Project Number A8A310222

WATER, 8330, Explosives (SAC)
Sample(s): 1, 2, 3, 4, 5, 6, 7
The percent difference values for Tetryl are above the method acceptance limit (15%) in the continuing calibration verification standards (CCV) analyzed on February 8 at 21:25, February 9 at 8:00, and February 9, 2008 at 15:57 on instrument LC10. These CCVs were analyzed before, during and after the associated samples. As the associated samples are non-detect (ND) and there is a potential for a high bias, there is no adverse impact on the data quality.

Sample(s): 3
The above sample contained excessive sediment/particulates. The sample was filtered prior to extraction and a filter blank was added to the batch.

WATER, 353.2, Nitrocellulose as N (SAC)
Sample(s): 1, 2, 3, 4, 5, 6, 7, 7, 7
The matrix spike/matrix spike duplicate (MS/MSD) associated with this extraction batch has precision outside the established control limits for Nitrocelluse. Acceptable laboratory control sample (LCS) data demonstrate that the analytical system is in control. This anomaly is most likely matrix related.

There were no other anomalies associated with this project.

Project CAS Numbers

Compound Name	CAS Number
1,3,5-Trinitrobenzene	99-35-4
1,3-Dinitrobenzene	99-65-0
2,4,6-Trinitrotoluene	118-96-7
2,4-Dinitrotoluene	121-14-2
2,6-Dinitrotoluene	606-20-2
2-Amino-4,6-dinitrotoluene	35572-78-2
2-Nitrotoluene	88-72-2
3-Nitrotoluene	99-08-1
4-Amino-2,6-dinitrotoluene	19406-51-0
4-Nitrotoluene	99-99-0
HMX	2691-41-0
Nitrobenzene	98-95-3
Nitroglycerin	55-63-0
Nitroguanidine	556-88-7
PETN	78-11-5
RDX	121-82-4
Tetryl	479-45-8

GENERAL CHEMISTRY

Compound Name	CAS Number
Nitrocellulose	9004-70-0

Angye Dragotta

From: Heather Medley [hmedley@eqm.com]
Sent: Tuesday, February 05, 2008 1:34 PM
To: Angye Dragotta
Subject: [Fwd: A8A310236, A8A310222, and A8A310224]
Attachments: COCs A8A310236 .pdf; COCs A8A310222 A8A310224 .pdf; Sample Confirmation for A8A310224.pdf; Sample Confirmation for A8A310222.pdf

-------- Original Message --------
Subject:A8A310236, A8A310222, and A8A310224
Date: Fri, 1 Feb 2008 15:29:36 -0700
From: Loeb, Mark <Mark.Loeb@testamericainc.com>
To: Heather Medley <hmedley@eqm.com>, Erik Corbin <ecorbin@eqm.com>

Attached are the signed COCs and cooler receipt forms for samples picked up Thursday afternoon. Samples were logged last night and sample confirmations already sent.

All coolers were received below 6.0 degrees C. Three coolers were below 2.0 degrees C as noted on the cooler receipt form.

I revised the sample confirmation for Lot A8A310224.. the second and third sample "0952" instead of 0592-GW and 0592-GF as per the COC.

A8A310222 is also revised.. I removed the /GF from the first sample.

Let me know if you need any additional information.

MJL

MARK J. LOEB
Project Manager

TestAmerica
THE LEADER IN ENVIRONMENTAL TESTING

4101 Shuffel Street, N.W.
North Canton, OH 44720
Tel 330-966-9387 / Fax 330-497-9772
www.testamericainc.com

Confidentiality Notice: The information contained in this message is intended only for the use of the addressee, and may be confidential and/or privileged. If the reader of this message is not the intended recipient, or the employee or agent responsible to deliver it to the intended recipient, you are hereby notified that any dissemination, distribution or copying of this communication is strictly prohibited. If you have received this communication in error, please notify the sender immediately.

--
Heather Medley
Environmental Quality Management, Inc.
1800 Carillon Boulevard
Cincinnati, Ohio 45240
(513) 825-7500 voice
(513) 825-7495 fax

The information contained in this electronic message is intended only for the use of the individual or entity to which it is address and may

SAMPLE SUMMARY

A8A310222

WO #	SAMPLE#	CLIENT SAMPLE ID	SAMPLED DATE	SAMP TIME
KGDW6	001	FWGLL12MW184C-0592-GW	01/31/08	09:40
KGDX4	002	FWGEQUIPRINSE-0612-GW	01/31/08	12:10
KGDX6	003	FWGLL12MW-154C-0591-GW	01/30/08	16:35
KGD0E	004	FWGLL12MW-107C-0588-GW	01/31/08	09:30
KGD0M	005	FWGLL12MW-DUP3-0603-GW	01/31/08	09:50
KGD0V	006	FWGLL3MW-235C-0578-GW	01/31/08	11:30
KGD0X	007	FWGLL12MW-088C-0587-GW	01/31/08	09:35

NOTE(S):

- The analytical results of the samples listed above are presented on the following pages.
- All calculations are performed before rounding to avoid round-off errors in calculated results.
- *Results noted as "ND" were not detected at or above the stated limit.*
- This report must not be reproduced, except in full, without the written approval of the laboratory.
- Results for the following parameters are never reported on a dry weight basis: color, corrosivity, density, flashpoint, ignitability, layers, odor, paint filter test, pH, porosity pressure, reactivity, redox potential, specific gravity, spot tests, solids, solubility, temperature, viscosity, and weight.

Chain of Custody Record

SEVERN TRENT **STL**
Severn Trent Laboratories, Inc.

STL-4124 (0901)

Client: EQM	Project Manager: JOHN Miller	Date:	Chain of Custody Number: 117213
Address: 1800 Carillon Blvd	Telephone Number (Area Code)/Fax Number: 513-825-7500 FAX # - 7495	Lab Number: 330-497-9396	Page 1 of 1
City: Cincinnati State: OH Zip Code: 45240	Site Contact: E. Corbin Lab Contact: M. Loeb		
Project Name and Location (State): RVAAP (OH) PN: 30240.0006	Carrier/Waybill Number:		
Contract/Purchase Order/Quote No.: PO #12633			

Analysis (Attach list if more space is needed)

Sample I.D. No. and Description (Containers for each sample may be combined on one line)	Date	Time	Matrix: Air	Aqueous	Sed.	Soil	Containers & Preservatives: Unpres.	H2SO4	HNO3	HCl	NaOH	ZnAc/NaOH	VOC 8260	VOC 8270	Explo 8330	PCB 8081	PCB 8082	Cyanide 9012	Propellant	Metal 6010/6020	7470	NO_3/NO_3 353.2	Special Instructions/ Conditions of Receipt
FWGLL12mw-088C-0587-GW	1/31/08	09:35		X			27	3		9			X	X	X	X	X	X	X			X	MS/MSD L510, L435, L233
FWGLL12mw-088C-0587-GF	1/31/08	09:35		X					3		3									X			MS/MSD L510, L435, L233
FWG Team1 - Trip	1/31/08	08:00		X						3			X										

EC 1/31/08

Possible Hazard Identification: ☒ Non-Hazard ☐ Flammable ☐ Skin Irritant ☐ Poison B ☐ Unknown

Sample Disposal: ☐ Return To Client ☒ Disposal By Lab ☐ Archive For _____ Months (A fee may be assessed if samples are retained longer than 1 month)

Turn Around Time Required: ☐ 24 Hours ☐ 48 Hours ☐ 7 Days ☐ 14 Days ☒ 21 Days ☐ Other Per Sow

QC Requirements (Specify): Metals are Field Filtered

1. Relinquished By: Erik Corbin EQ	Date: 1/31/08	Time: 1350	1. Received By: Rick Robison	Date: 1-31-08	Time: 1350
2. Relinquished By: Rick Robison	Date: 1-31-08	Time: 1440	2. Received By:	Date:	Time:
3. Relinquished By:	Date:	Time:	3. Received By:	Date:	Time:

Comments: Temps may not meet requirements if sample collection is late in day close to lab pick up.

DISTRIBUTION: WHITE - Returned to Client with Report; CANARY - Stays with the Sample; PINK - Field Copy

All VOC's in cooler L435 Cooler ID # L510, L435, L233

TestAmerica North Canton

Chain of Custody Record

SEVERN TRENT **STL**
Severn Trent Laboratories, Inc.

STL-4124 (0901)

Client	EQM
Address	1800 CARILLON BLVD
City	CINCINNATI
State	OH
Zip Code	45240
Project Name and Location (State)	RVAAP (OH) 30240.0006PN
Contract/Purchase Order/Quote No.	PO# 12633
Project Manager	JOHN MILLER
Telephone Number (Area Code)/Fax Number	513 825 7500 (FAX 7495)
Site Contact	E CORBIN
Lab Contact	M LOEB
Carrier/Waybill Number	LAB PICK UP
Date	1-31-08
Lab Number	330-497-9396
Chain of Custody Number	336178
Page	1 of 1

Analysis (Attach list if more space is needed)

Sample I.D. No. and Description (Containers for each sample may be combined on one line)	Date	Time	Matrix: Air	Aqueous	Sed.	Soil	Containers & Preservatives: Unpres.	H2SO4	HNO3	HCl	NaOH	ZnAc/NaOH	VOC 8260	SVOC 8270	PEPD 8330	PEST 8081	PCB 8082	Cyanide 9012	Propellants	Metals 6010/6020 7470	Metals 7470				Special Instructions/ Conditions of Receipt
~~FWGLL1mw-079C-0568-GW/GF~~	1-28-08	1330		X			~~10~~ 9		1	3	1		X	X	X	X	X	X	X	X	Cal 1-29-08				Cal
FWG Team 2-TRIP	1-31-08	800		X						2			X												199
FWGLL12mw-107C-0588-GW		930		X			9	1		3	1		X	X	X	X	X	X	X		X				L740
FWGLL12mw-107C-0588-GF		930		X					1											X	X	Cal 1-31-08			L740
FWGLL12mw-DUP3-0603-GW		950		X			9	1		3	1		X	X	X	X	X	X	X		X				X 199
FWGLL12mw-DUP3-0603-GF		950		X					1											X					↓
FWGLL3mw-235C-0578 GW		1130		X									X	X	X	X	X	X	X						L522
FWGLL3mw-235C-0578 GF	1-31-08	1130		X																X					L522

ASD 1/31/08

Possible Hazard Identification: [X] Non-Hazard [ ] Flammable [ ] Skin Irritant [ ] Poison B [ ] Unknown

Sample Disposal: [ ] Return To Client [X] Disposal By Lab [ ] Archive For ____ Months (A fee may be assessed if samples are retained longer than 1 month)

Turn Around Time Required: [ ] 24 Hours [ ] 48 Hours [ ] 7 Days [ ] 14 Days [X] 21 Days [ ] Other Per SOW

QC Requirements (Specify): Metals were field filtered

	Date	Time		Date	Time
1. Relinquished By: Lingen Drayton	1/31/08	1350	1. Received By: Rick Robison	1-31-08	1350
2. Relinquished By: Rick Robison	1-31-08	1440	2. Received By		
3. Relinquished By			3. Received By		

Comments: Temps may not meet requirements if sample collected near lab pick up time.

DISTRIBUTION: WHITE - Returned to Client with Report; CANARY - Stays with the Sample; PINK - Field Copy

All VOAs in Cooler ID#

TestAmerica North Canton

16

Chain of Custody Record

SEVERN TRENT **STL** / TestAmerica
Severn Trent Laboratories, Inc.

STL-4124 (0901)

Client: EQM	Project Manager: John Miller	Date: 1-31-08	Chain of Custody Number: 336184
Address: 1800 CARILLON BLVD	Telephone Number (Area Code)/Fax Number: 513 825 7500 (Fax 7495)	Lab Number: 330 4979396	Page 1 of 1
City: CINCINNATI; State: OH; Zip Code: 45240	Site Contact: E CORBIN; Lab Contact: M LOEB		
Project Name and Location (State): RVAAP (OH) 30240.0006PM	Carrier/Waybill Number: LAB PICKUP		
Contract/Purchase Order/Quote No.: PO 12633			

Analysis (Attach list if more space is needed)

Sample I.D. No. and Description (Containers for each sample may be combined on one line)	Date	Time	Matrix: Air	Aqueous	Sed.	Soil	Containers & Preservatives: Unpres.	H2SO4	HNO3	HCl	NaOH	ZnAc/NaOH	VOCs 8260	SVOCs 8270	EXPLO 8330	PEST 8081	PCBs 8082	CYANIDE 9012	PROPELLANT	METALS 6010/6020 7470	NO3/NO3 353.2	Special Instructions/ Conditions of Receipt: Cooler ID.
FWG Team3-TRIP	1-31-08			X						2			X									L765
FWGLL12MW184C-0592-GW/GF	↓	0940		X			9	1	1	3	1		X	X	X	X	X	X	X	X	X	L765
FWGEQUIPRINSE4-0612-GW	↓	1210		X			9	1	1	3	1		X	X	X	X	X	X	X	X	X	L461
FWG Team3-Trip 013008	1-30-08																					L765 samples
FWGLL12mw-154C-0591-GW	1/30/08	1635		X			8	1		3	1		X	X	X	X	X	X	X		X	L767 stored in
FWGLL12mw-154C-0591-GF	1/30/08	1635		X					1											X		L767 service
																						refrigerator
																						overnight

[signature] 1/31/08

Possible Hazard Identification: ☒ Non-Hazard ☐ Flammable ☐ Skin Irritant ☐ Poison B ☐ Unknown

Sample Disposal: ☐ Return To Client ☒ Disposal By Lab ☐ Archive For ____ Months (A fee may be assessed if samples are retained longer than 1 month)

Turn Around Time Required: ☐ 24 Hours ☐ 48 Hours ☐ 7 Days ☐ 14 Days ☒ 21 Days ☐ Other Per SOW

QC Requirements (Specify): Metals were field filtered

	Date	Time		Date	Time
1. Relinquished By: Erik Corbin EQ	1/31/08	13:50	1. Received By: Rick Robison	1-31-08	1350
2. Relinquished By: Rick Robison	1-31-08	1440	2. Received By:		
3. Relinquished By:			3. Received By:		

Comments

DISTRIBUTION: WHITE - Returned to Client with Report; CANARY - Stays with the Sample; PINK - Field Copy

Cooler ID# All VOAs in Cooler L765

TestAmerica North Canton

18

8330 EXPLOSIVES DATA

Ravenna, OH Data Review Checklist

Project Number: 030240.0006.05
Sample Event: January 2008
Data Reviewer/Date: Angye Dragotta / March 17, 2008

SDG: A8A310222 R0
Analysis: SW846 8330 Explosives

Review Questions:	Yes	No	N/A	Comments	QUAL/Criteria
1. Did Chain-of-Custody information agree with laboratory report?		✓		COC#: 117213, 336178, 336184; An equipment rinse was collected and named on the COC as FWGEQUIPRINSE4-0612-GW. FWGEQUIPRINSE4-0612-GW was logged and reported by the laboratory as FWGEQUIPRINSE-0612-GW.	
2. Were samples preserved properly and received in good condition?	✓			Sample coolers were received between 1.1 and 4.8°C. Upon receipt, it was documented by the laboratory, that the samples were not frozen and received in good condition. No qualifications were made to sample results based on temperatures less than 2°C.	QAPP Table 4-2
3. Were holding times met?	✓			Samples collected 1/30/08 and 1/31/08, extracted on 2/5/08, and analyzed on 2/9/08.	QAPP Table 4-2 J/UJ/R
4. Were sample storage requirements met?	✓				QAPP Table 4-2
5. Were QAPP specified PQLs achieved?	✓				QAPP Tale 3-7
6. Were all QAPP-specified target analytes reported?	✓				QAPP Table 3-7
7. Was a MDL Level Verification analyzed once per quarter with all target analytes detected?	✓			LC10 2/9/08@1411 LC9 2/6/08@1512	LCG Table 5 R
8. Was a MRL Level verification run at the beginning and end of every daily sequence or every 12 hours? Was the %D < 30%?		✓		LC10 2/8/08 @ 2218, 2/9/08 @0853,1650 LC9 2/13/08 @1415,1841. 2/8/08 @0603,1918 - 4-Nitrotoluene was not spiked and/or did not recover. No qualifications made as LC9 was used as confirmation and no samples from LC10 analysis had detected concentrations of 4-Nitrotoluene. The second MRL from 2/8/08 was analyzed outside of 12 hour clock, however no qualifications were made as all spiked analytes were within acceptance criteria.	LCG Table 5 >30%=J
9. Does the initial calibration curve consist of 5 concentration levels? (6 stds for quadratic curves)	✓			ICAL : LC10 10/20/07 @2259 , LC9 2/3/08 @0018 Stds: 5,10,20,50,100,200,500,1000	STL SOP Section 10.2, LCG R
10. Were all target analytes %RSD ≤ 20%? OR was the average RSD ≤ 20%?	✓				LCG Table 5 >20% RSD=J/R
11. If a linear regression curve was used, was the correlation coefficient r≥0.995? (0.990 for Quadratic curve)			✓		STL SOP Section 10.4, LCG R<0.99=-J/R
12. Was a second source verification (ICV) analyzed after the ICAL and all analytes 85-	✓			LC10 10/21/07 @0045 LC9 2/3/08 @0802- 4-Nitrotoluene was not spiked and/or did not recover. No	STL SOP Section 9.9

Ravenna, OH Data Review Checklist

Project Number: 030240.0006.05
Sample Event: January 2008
Data Reviewer/Date: Angye Dragotta / March 17, 2008

SDG: A8A310222 R0
Analysis: SW846 8330 Explosives

Review Questions:	Yes	No	N/A	Comments	QUAL/Criteria
115%?				qualifications made as LC9 was used as confirmation.	>115%=J; 80-85%=J/UJ; <80%=J/R
13. Was a CCV run at least every 10 samples and at the end of the analytical run?	✓				STL SOP Section 10.9
14. Was the average %D (difference or drift) for all target analytes < 15%?		✓		LC10 2/8/08 @ 2125, 2/9/08 @0800, 1557. The tetryl CCV % recovery were above control limits, but samples results were non-detect so no qualifications were made. LC9 2/8/08 @0457, 1812. 2/13/08 @1309,1734. - 4-Nitrotoluene was not spiked and/or did not recover. No qualifications made as LC9 was used as confirmation and no samples from LC10 analysis had detected concentrations of 4-Nitrotoluene. The second CCV from 2/8/08 was analyzed outside of 12 hour clock, however no qualifications were made as all spiked analytes were within acceptance criteria.	LCG Table 5 D>15% (neg) = J/R D>15% (pos) = J
15. Was a method blank prepared and analyzed with each batch?	✓				LCG Attachment A Section 5.6
16. Were target analytes reported in the method blank <1/2 the MRL?	✓			A filter blank was also analyzed with no detected concentrations >1/2 MRL.	LCG Table 5 <5x = B
17. Was a field blank collected and analyzed?	✓			FWGEQUIPRinse-0612-GW	
18. Were target analytes reported in the field blank analyses < ½ the MRL?	✓				<5x=B
19. Was a field duplicate analyzed? Were the RPDs ≤30%?	✓			FWGLL12mw-DUP3-0603-GW was a field duplicate for FWGLL12mw-107C-0588-GW.	QAPP Table 3-2 RPD >30=J
20. Were all positive results confirmed with a second column confirmation? Was the RPD ≤ 30%?	✓				LCG Table 5 RPD>30%=J
21. Was an LCS prepared and analyzed with each batch?	✓				STL SOP Section 9.6
22. Were the LCS recoveries within limits specified in LCG Appendix C?	✓				LCG Appendix C <UL=J; 30-LL=J/UJ; <30%=J/R
23. Was a MS/MSD pair prepared with each batch?	✓				STL SOP Section 9.7

Ravenna, OH Data Review Checklist

Project Number: 030240.0006.05
Sample Event: January 2008
Data Reviewer/Date: Angye Dragotta / March 17, 2008

SDG: A8A310222 R0
Analysis: SW846 8330 Explosives

Review Questions:	Yes	No	N/A	Comments	QUAL/Criteria
24. Was the MS/MSD parent sample a Ravenna sample?	✓			Sample FWGLL12mw-088c-0587-GW was the parent	
25. Were MS/MSD recoveries 40-140% and RPD ≤20%?	✓				QAPP Table 3-2 Pj
27. Were reported sample concentrations within calibration range?	✓				
28. Were surrogate recoveries 50-150?	✓				LCG Section 5.9 >UL=J; *10-LL=J/UJ; <10%=J/R*
29. Were laboratory-generated Quality Control Exception Reports issued? If yes, summarize contents.		✓			
30. Were lab comments included in report? If yes, summarize contents.	✓			*See narrative.*	

References: Louisville Chemistry Guidelines (LCG), USACE June 2002 version 5; Section I "Chemical Analysis Criteria" Table 5 and Attachment A "Data Validation Guidelines.

Final Quality Assurance Project Plan (QAPP) Addendum for the Facility-Wide Groundwater Monitoring Program Ravenna Army Ammunition Plant, Ravenna, OH, Portage Environmental September 2004

STL SOP SAC-LC-0009 Rev. 2.0- Determination of Nitroaromatic, Nitramines, and Specialty Explosives Based on Method 8330, SW-846.

Additional Comments: Sample FWGLL12mw-154C-0591-GW was filtered by the lab prior to analysis due to high sediment content.

Environmental Quality Mgt., Inc.

Client Sample ID: FWGLL12MW184C-0592-GW

HPLC

Lot-Sample #...: A8A310222-001 **Work Order #...:** KGDW61AA **Matrix.....:** WG
Date Sampled...: 01/31/08 09:40 **Date Received..:** 01/31/08
Prep Date.....: 02/05/08 **Analysis Date..:** 02/09/08
Prep Batch #...: 8036182
Dilution Factor: 1 **Method.....:** SW846 8330

PARAMETER	RESULT	REPORTING LIMIT	UNITS	MDL
PETN	ND	0.65	ug/L	0.30
Nitroglycerin	ND	0.65	ug/L	0.33
2-Amino-4,6-dinitrotoluene	ND	0.10	ug/L	0.10
4-Amino-2,6-dinitrotoluene	ND	0.10	ug/L	0.050
1,3-Dinitrobenzene	ND	0.10	ug/L	0.050
2,4-Dinitrotoluene	ND	0.10	ug/L	0.050
2,6-Dinitrotoluene	ND	0.10	ug/L	0.050
HMX	ND	0.10	ug/L	0.036
Nitrobenzene	ND	0.10	ug/L	0.050
2-Nitrotoluene	ND	0.50	ug/L	0.088
3-Nitrotoluene	ND	0.50	ug/L	0.057
4-Nitrotoluene	ND	0.50	ug/L	0.088
RDX	ND	0.10	ug/L	0.036
Tetryl	ND	0.10	ug/L	0.050
1,3,5-Trinitrobenzene	ND	0.10	ug/L	0.030
2,4,6-Trinitrotoluene	ND	0.10	ug/L	0.050

SURROGATE	PERCENT RECOVERY	RECOVERY LIMITS
3,4-Dinitrotoluene	98	(83 - 113)

Environmental Quality Mgt., Inc.

Client Sample ID: FWGEQUIPRINSE-0612-GW

HPLC

Lot-Sample #...: A8A310222-002 **Work Order #...:** KGDX41AA **Matrix.....:** WG
Date Sampled...: 01/31/08 12:10 **Date Received..:** 01/31/08
Prep Date.....: 02/05/08 **Analysis Date..:** 02/09/08
Prep Batch #...: 8036182
Dilution Factor: 1 **Method.....:** SW846 8330

PARAMETER	RESULT	REPORTING LIMIT	UNITS	MDL
PETN	ND	0.65	ug/L	0.30
Nitroglycerin	ND	0.65	ug/L	0.33
2-Amino-4,6-dinitrotoluene	ND	0.10	ug/L	0.10
4-Amino-2,6-dinitrotoluene	ND	0.10	ug/L	0.050
1,3-Dinitrobenzene	ND	0.10	ug/L	0.050
2,4-Dinitrotoluene	ND	0.10	ug/L	0.050
2,6-Dinitrotoluene	ND	0.10	ug/L	0.050
HMX	ND	0.10	ug/L	0.036
Nitrobenzene	ND	0.10	ug/L	0.050
2-Nitrotoluene	ND	0.50	ug/L	0.088
3-Nitrotoluene	ND	0.50	ug/L	0.057
4-Nitrotoluene	ND	0.50	ug/L	0.088
RDX	ND	0.10	ug/L	0.036
Tetryl	ND	0.10	ug/L	0.050
1,3,5-Trinitrobenzene	ND	0.10	ug/L	0.030
2,4,6-Trinitrotoluene	ND	0.10	ug/L	0.050

SURROGATE	PERCENT RECOVERY	RECOVERY LIMITS
3,4-Dinitrotoluene	97	(83 - 113)

Environmental Quality Mgt., Inc.

Client Sample ID: FWGLL12MW-154C-0591-GW

HPLC

Lot-Sample #...: A8A310222-003 **Work Order #...:** KGDX61AA **Matrix.....:** WG
Date Sampled...: 01/30/08 16:35 **Date Received..:** 01/31/08
Prep Date.....: 02/05/08 **Analysis Date..:** 02/09/08
Prep Batch #...: 8036182
Dilution Factor: 1 **Method.....:** SW846 8330

PARAMETER	RESULT	REPORTING LIMIT	UNITS	MDL
PETN	ND	0.65	ug/L	0.30
Nitroglycerin	ND	0.65	ug/L	0.33
2-Amino-4,6-dinitrotoluene	ND	0.10	ug/L	0.10
4-Amino-2,6-dinitrotoluene	ND	0.10	ug/L	0.050
1,3-Dinitrobenzene	ND	0.10	ug/L	0.050
2,4-Dinitrotoluene	ND	0.10	ug/L	0.050
2,6-Dinitrotoluene	ND	0.10	ug/L	0.050
HMX	ND	0.10	ug/L	0.036
Nitrobenzene	ND	0.10	ug/L	0.050
2-Nitrotoluene	ND	0.50	ug/L	0.088
3-Nitrotoluene	ND	0.50	ug/L	0.057
4-Nitrotoluene	ND	0.50	ug/L	0.088
RDX	ND	0.10	ug/L	0.036
Tetryl	ND	0.10	ug/L	0.050
1,3,5-Trinitrobenzene	ND	0.10	ug/L	0.030
2,4,6-Trinitrotoluene	ND	0.10	ug/L	0.050

SURROGATE	PERCENT RECOVERY	RECOVERY LIMITS
3,4-Dinitrotoluene	96	(83 - 113)

Environmental Quality Mgt., Inc.

Client Sample ID: FWGLL12MW-107C-0588-GW

HPLC

Lot-Sample #...: A8A310222-004 **Work Order #...:** KGD0E1AA **Matrix.....:** WG
Date Sampled...: 01/31/08 09:30 **Date Received..:** 01/31/08
Prep Date.....: 02/05/08 **Analysis Date..:** 02/09/08
Prep Batch #...: 8036182
Dilution Factor: 1 **Method.....:** SW846 8330

PARAMETER	RESULT	REPORTING LIMIT	UNITS	MDL
PETN	ND	0.65	ug/L	0.30
Nitroglycerin	ND	0.65	ug/L	0.33
2-Amino-4,6-dinitrotoluene	ND	0.10	ug/L	0.10
4-Amino-2,6-dinitrotoluene	ND	0.10	ug/L	0.050
1,3-Dinitrobenzene	ND	0.10	ug/L	0.050
2,4-Dinitrotoluene	ND	0.10	ug/L	0.050
2,6-Dinitrotoluene	ND	0.10	ug/L	0.050
HMX	ND	0.10	ug/L	0.036
Nitrobenzene	ND	0.10	ug/L	0.050
2-Nitrotoluene	ND	0.50	ug/L	0.088
3-Nitrotoluene	ND	0.50	ug/L	0.057
4-Nitrotoluene	ND	0.50	ug/L	0.088
RDX	ND	0.10	ug/L	0.036
Tetryl	ND	0.10	ug/L	0.050
1,3,5-Trinitrobenzene	ND	0.10	ug/L	0.030
2,4,6-Trinitrotoluene	ND	0.10	ug/L	0.050

SURROGATE	PERCENT RECOVERY	RECOVERY LIMITS
3,4-Dinitrotoluene	101	(83 - 113)

Environmental Quality Mgt., Inc.

Client Sample ID: **FWGLL12MW-DUP3-0603-GW**

HPLC

Lot-Sample #...: A8A310222-005 **Work Order #...:** KGD0M1AA **Matrix.....:** WG
Date Sampled...: 01/31/08 09:50 **Date Received..:** 01/31/08
Prep Date.....: 02/05/08 **Analysis Date..:** 02/09/08
Prep Batch #...: 8036182
Dilution Factor: 1 **Method.....:** SW846 8330

PARAMETER	RESULT	REPORTING LIMIT	UNITS	MDL
PETN	ND	0.65	ug/L	0.30
Nitroglycerin	ND	0.65	ug/L	0.33
2-Amino-4,6-dinitrotoluene	ND	0.10	ug/L	0.10
4-Amino-2,6-dinitrotoluene	ND	0.10	ug/L	0.050
1,3-Dinitrobenzene	ND	0.10	ug/L	0.050
2,4-Dinitrotoluene	ND	0.10	ug/L	0.050
2,6-Dinitrotoluene	ND	0.10	ug/L	0.050
HMX	ND	0.10	ug/L	0.036
Nitrobenzene	ND	0.10	ug/L	0.050
2-Nitrotoluene	ND	0.50	ug/L	0.088
3-Nitrotoluene	ND	0.50	ug/L	0.057
4-Nitrotoluene	ND	0.50	ug/L	0.088
RDX	ND	0.10	ug/L	0.036
Tetryl	ND	0.10	ug/L	0.050
1,3,5-Trinitrobenzene	ND	0.10	ug/L	0.030
2,4,6-Trinitrotoluene	ND	0.10	ug/L	0.050

SURROGATE	PERCENT RECOVERY	RECOVERY LIMITS
3,4-Dinitrotoluene	100	(83 - 113)

Environmental Quality Mgt., Inc.

Client Sample ID: FWGLL3MW-235C-0578-GW

HPLC

Lot-Sample #...: A8A310222-006 **Work Order #...:** KGD0V1AA **Matrix.....:** WG
Date Sampled...: 01/31/08 11:30 **Date Received..:** 01/31/08
Prep Date.....: 02/05/08 **Analysis Date..:** 02/09/08
Prep Batch #...: 8036182
Dilution Factor: 1 **Method.....:** SW846 8330

PARAMETER	RESULT	REPORTING LIMIT	UNITS	MDL
PETN	ND	0.65	ug/L	0.30
Nitroglycerin	ND	0.65	ug/L	0.33
2-Amino-4,6-dinitrotoluene	ND	0.10	ug/L	0.10
4-Amino-2,6-dinitrotoluene	ND	0.10	ug/L	0.050
1,3-Dinitrobenzene	ND	0.10	ug/L	0.050
2,4-Dinitrotoluene	ND	0.10	ug/L	0.050
2,6-Dinitrotoluene	ND	0.10	ug/L	0.050
HMX	ND	0.10	ug/L	0.036
Nitrobenzene	ND	0.10	ug/L	0.050
2-Nitrotoluene	ND	0.50	ug/L	0.088
3-Nitrotoluene	ND	0.50	ug/L	0.057
4-Nitrotoluene	ND	0.50	ug/L	0.088
RDX	ND	0.10	ug/L	0.036
Tetryl	ND	0.10	ug/L	0.050
1,3,5-Trinitrobenzene	ND	0.10	ug/L	0.030
2,4,6-Trinitrotoluene	ND	0.10	ug/L	0.050

SURROGATE	PERCENT RECOVERY	RECOVERY LIMITS
3,4-Dinitrotoluene	98	(83 - 113)

Environmental Quality Mgt., Inc.

Client Sample ID: FWGLL12MW-088C-0587-GW

HPLC

Lot-Sample #...: A8A310222-007 **Work Order #...:** KGD0X1AA **Matrix.....:** WG
Date Sampled...: 01/31/08 09:35 **Date Received..:** 01/31/08
Prep Date.....: 02/05/08 **Analysis Date..:** 02/09/08
Prep Batch #...: 8036182
Dilution Factor: 1 **Method.....:** SW846 8330

PARAMETER	RESULT	REPORTING LIMIT	UNITS	MDL
PETN	ND	0.65	ug/L	0.30
Nitroglycerin	ND	0.65	ug/L	0.33
2-Amino-4,6-dinitrotoluene	ND	0.10	ug/L	0.10
4-Amino-2,6-dinitrotoluene	ND	0.10	ug/L	0.050
1,3-Dinitrobenzene	ND	0.10	ug/L	0.050
2,4-Dinitrotoluene	ND	0.10	ug/L	0.050
2,6-Dinitrotoluene	ND	0.10	ug/L	0.050
HMX	ND	0.10	ug/L	0.036
Nitrobenzene	ND	0.10	ug/L	0.050
2-Nitrotoluene	ND	0.50	ug/L	0.088
3-Nitrotoluene	ND	0.50	ug/L	0.057
4-Nitrotoluene	ND	0.50	ug/L	0.088
RDX	ND	0.10	ug/L	0.036
Tetryl	ND	0.10	ug/L	0.050
1,3,5-Trinitrobenzene	ND	0.10	ug/L	0.030
2,4,6-Trinitrotoluene	ND	0.10	ug/L	0.050

SURROGATE	PERCENT RECOVERY	RECOVERY LIMITS
3,4-Dinitrotoluene	97	(83 - 113)

METHOD BLANK REPORT

HPLC

Client Lot #...: A8A310222 **Work Order #...:** KGJ6N1AA **Matrix.....:** WATER
MB Lot-Sample #: G8B050000-182

Prep Date.....: 02/05/08
Analysis Date..: 02/09/08 **Prep Batch #...:** 8036182
Dilution Factor: 1

PARAMETER	RESULT	REPORTING LIMIT	UNITS	METHOD
Nitroglycerin	ND	0.65	ug/L	SW846 8330
PETN	ND	0.65	ug/L	SW846 8330
2-Amino-4,6-dinitrotoluene	ND	0.10	ug/L	SW846 8330
4-Amino-2,6-dinitrotoluene	ND	0.10	ug/L	SW846 8330
1,3-Dinitrobenzene	ND	0.10	ug/L	SW846 8330
2,4-Dinitrotoluene	ND	0.10	ug/L	SW846 8330
2,6-Dinitrotoluene	ND	0.10	ug/L	SW846 8330
HMX	ND	0.10	ug/L	SW846 8330
Nitrobenzene	ND	0.10	ug/L	SW846 8330
2-Nitrotoluene	ND	0.50	ug/L	SW846 8330
3-Nitrotoluene	ND	0.50	ug/L	SW846 8330
4-Nitrotoluene	ND	0.50	ug/L	SW846 8330
RDX	ND	0.10	ug/L	SW846 8330
Tetryl	ND	0.10	ug/L	SW846 8330
1,3,5-Trinitrobenzene	ND	0.10	ug/L	SW846 8330
2,4,6-Trinitrotoluene	ND	0.10	ug/L	SW846 8330

SURROGATE	PERCENT RECOVERY	RECOVERY LIMITS
3,4-Dinitrotoluene	95	(83 - 113)

NOTE(S):

Calculations are performed before rounding to avoid round-off errors in calculated results.

METHOD BLANK REPORT

HPLC

Client Lot #...: A8A310222 **Work Order #...:** KGJ6N1AD **Matrix.....:** WATER
MB Lot-Sample #: G8B050000-182

Prep Date.....: 02/05/08
Analysis Date..: 02/09/08 **Prep Batch #...:** 8036182
Dilution Factor: 1

PARAMETER	RESULT	REPORTING LIMIT	UNITS	METHOD
Nitroglycerin	ND	0.65	ug/L	SW846 8330
PETN	ND	0.65	ug/L	SW846 8330
2-Amino-4,6-dinitrotoluene	ND	0.10	ug/L	SW846 8330
4-Amino-2,6-dinitrotoluene	ND	0.10	ug/L	SW846 8330
1,3-Dinitrobenzene	ND	0.10	ug/L	SW846 8330
2,4-Dinitrotoluene	ND	0.10	ug/L	SW846 8330
2,6-Dinitrotoluene	ND	0.10	ug/L	SW846 8330
HMX	ND	0.10	ug/L	SW846 8330
Nitrobenzene	ND	0.10	ug/L	SW846 8330
2-Nitrotoluene	ND	0.50	ug/L	SW846 8330
3-Nitrotoluene	ND	0.50	ug/L	SW846 8330
4-Nitrotoluene	ND	0.50	ug/L	SW846 8330
RDX	ND	0.10	ug/L	SW846 8330
Tetryl	ND	0.10	ug/L	SW846 8330
1,3,5-Trinitrobenzene	ND	0.10	ug/L	SW846 8330
2,4,6-Trinitrotoluene	ND	0.10	ug/L	SW846 8330

SURROGATE	PERCENT RECOVERY	RECOVERY LIMITS
3,4-Dinitrotoluene	96	(83 - 113)

NOTE(S):

Calculations are performed before rounding to avoid round-off errors in calculated results.

LABORATORY CONTROL SAMPLE EVALUATION REPORT

HPLC

Client Lot #...: A8A310222 Work Order #...: KGJ6N1AC Matrix.....: WATER
LCS Lot-Sample#: G8B050000-182
Prep Date.....: 02/05/08 Analysis Date..: 02/09/08
Prep Batch #...: 8036182
Dilution Factor: 1

PARAMETER	PERCENT RECOVERY	RECOVERY LIMITS	METHOD
Nitroglycerin	**106**	**(81 - 111)**	**SW846 8330**
PETN	**98**	**(83 - 113)**	**SW846 8330**
2-Amino-4,6-dinitrotoluene	**108**	**(83 - 116)**	**SW846 8330**
4-Amino-2,6-dinitrotoluene	**104**	**(79 - 110)**	**SW846 8330**
1,3-Dinitrobenzene	**113**	**(90 - 124)**	**SW846 8330**
2,4-Dinitrotoluene	**110**	**(85 - 117)**	**SW846 8330**
2,6-Dinitrotoluene	**111**	**(84 - 119)**	**SW846 8330**
HMX	**108**	**(88 - 123)**	**SW846 8330**
Nitrobenzene	**114**	**(85 - 124)**	**SW846 8330**
2-Nitrotoluene	**111**	**(81 - 117)**	**SW846 8330**
3-Nitrotoluene	**104**	**(77 - 118)**	**SW846 8330**
4-Nitrotoluene	**105**	**(80 - 120)**	**SW846 8330**
RDX	**118**	**(91 - 121)**	**SW846 8330**
Tetryl	**82**	**(72 - 115)**	**SW846 8330**
1,3,5-Trinitrobenzene	**112**	**(87 - 123)**	**SW846 8330**
2,4,6-Trinitrotoluene	**96**	**(82 - 118)**	**SW846 8330**

SURROGATE	PERCENT RECOVERY	RECOVERY LIMITS
3,4-Dinitrotoluene	101	(83 - 113)

NOTE(S):

Calculations are performed before rounding to avoid round-off errors in calculated results.

Bold print denotes control parameters

MATRIX SPIKE SAMPLE EVALUATION REPORT

HPLC

Client Lot #...: A8A310222 Work Order #...: KGD0X1AC-MS Matrix.....: WG
MS Lot-Sample #: A8A310222-007 KGD0X1AD-MSD
Date Sampled...: 01/31/08 09:35 Date Received..: 01/31/08
Prep Date.....: 02/05/08 Analysis Date..: 02/09/08
Prep Batch #...: 8036182
Dilution Factor: 1.04

PARAMETER	PERCENT RECOVERY	RECOVERY LIMITS	RPD	RPD LIMITS	METHOD
Nitroglycerin	105	(81 - 111)			SW846 8330
	105	(81 - 111)	2.2	(0-15)	SW846 8330
PETN	101	(83 - 113)			SW846 8330
	98	(83 - 113)	0.96	(0-16)	SW846 8330
2-Amino-4,6-dinitrotoluene	105	(83 - 116)			SW846 8330
	104	(83 - 116)	1.4	(0-15)	SW846 8330
4-Amino-2,6-dinitrotoluene	101	(79 - 110)			SW846 8330
	100	(79 - 110)	1.8	(0-17)	SW846 8330
1,3-Dinitrobenzene	112	(90 - 124)			SW846 8330
	111	(90 - 124)	1.0	(0-15)	SW846 8330
2,4-Dinitrotoluene	108	(85 - 117)			SW846 8330
	107	(85 - 117)	1.6	(0-15)	SW846 8330
2,6-Dinitrotoluene	108	(84 - 119)			SW846 8330
	107	(84 - 119)	1.5	(0-15)	SW846 8330
HMX	113	(88 - 123)			SW846 8330
	111	(88 - 123)	0.42	(0-15)	SW846 8330
Nitrobenzene	113	(85 - 124)			SW846 8330
	111	(85 - 124)	0.25	(0-15)	SW846 8330
2-Nitrotoluene	109	(81 - 117)			SW846 8330
	107	(81 - 117)	0.43	(0-15)	SW846 8330
3-Nitrotoluene	103	(77 - 118)			SW846 8330
	102	(77 - 118)	1.8	(0-15)	SW846 8330
4-Nitrotoluene	103	(80 - 120)			SW846 8330
	103	(80 - 120)	1.9	(0-15)	SW846 8330
RDX	118	(91 - 121)			SW846 8330
	116	(91 - 121)	0.56	(0-15)	SW846 8330
Tetryl	77	(72 - 115)			SW846 8330
	78	(72 - 115)	3.2	(0-15)	SW846 8330
1,3,5-Trinitrobenzene	108	(87 - 123)			SW846 8330
	109	(87 - 123)	2.5	(0-15)	SW846 8330
2,4,6-Trinitrotoluene	94	(82 - 118)			SW846 8330
	94	(82 - 118)	2.0	(0-16)	SW846 8330

(Continued on next page)

MATRIX SPIKE SAMPLE EVALUATION REPORT

HPLC

Client Lot #...: A8A310222 **Work Order #...:** KGD0X1AC-MS **Matrix.....:** WG
MS Lot-Sample #: A8A310222-007 KGD0X1AD-MSD

SURROGATE	PERCENT RECOVERY	RECOVERY LIMITS
3,4-Dinitrotoluene	100	(83 - 113)
	100	(83 - 113)

NOTE(S):

Calculations are performed before rounding to avoid round-off errors in calculated results.

Bold print denotes control parameters

TestAmerica West Sacramento
GC/LC INSTRUMENT LOG

Inst ID: LC10 Batch ID: 02082008
Method : Method 8330 Test : SOP SAC-LC-0009
ICAL Date: See Calibration Report

Date	Time	Operator	Sample ID	File ID	Vol or Wt	Extract Vol	Diln	Comments
08-FEB-2008	11:41	KenneyF	CCV_5 PRIMER	A-000001.	0 g	0 mL	1	
08-FEB-2008	12:34	KenneyF	CCV_5 PRIMER	A-000002.	0 g	0 mL	1	
08-FEB-2008	13:27	KenneyF	KGCK71AA 8035203 A8A310101-7 1	A-000003.	1023 mL	20 mL	1	
08-FEB-2008	14:20	KenneyF	KGCLC1AA 8035203 A8A310101-8 1	A-000004.	923 mL	20 mL	1	
08-FEB-2008	15:13	KenneyF	KGCLC1AC 8035203 A8A310101-8M	A-000005.	1007 mL	20 mL	1	
08-FEB-2008	16:07	KenneyF	KGCLC1AD 8035203 A8A310101-8M	A-000006.	968 mL	20 mL	1	
08-FEB-2008	17:00	KenneyF	KGCLE1AA 8035203 A8A310101-9 1	A-000007.	972 mL	20 mL	1	
08-FEB-2008	17:53	KenneyF	KGCLK1AA 8035203 A8A310101-10	A-000008.	850 mL	20 mL	1	
08-FEB-2008	18:46	KenneyF	KGCN11AA 8035203 A8A310101-12	A-000009.	1030 mL	20 mL	1	
08-FEB-2008	19:39	KenneyF	KGCN21AA 8035203 A8A310101-13	A-000010.	995 mL	20 mL	1	
08-FEB-2008	20:32	KenneyF	KGCN31AA 8035203 A8A310101-14	A-000011.	1111 mL	20 mL	1	
08-FEB-2008	21:25	KenneyF	STD_5 08GCSV0048 100/200/100/1	A-000012.	0 g	0 mL	1	
08-FEB-2008	22:18	KenneyF	MRL_1 E070926A 2/50/20/20ng/mL	A-000013.	2 g	40 mL	1	
08-FEB-2008	23:11	KenneyF	KGHT91AD 8035203 PB 1X	A-000014.	1000 mL	20 mL	1	
09-FEB-2008	00:04	KenneyF	KGJ6N1AA 8036182 MB 1X	A-000015.	1000 mL	20 mL	1	
09-FEB-2008	00:57	KenneyF	KGJ6N1AC 8036182 LCS 1X	A-000016.	1000 mL	20 mL	1	
09-FEB-2008	01:50	KenneyF	KGJ6N1AD 8036182 PB 1X	A-000017.	1000 mL	20 mL	1	
09-FEB-2008	02:43	KenneyF	KGDW61AA 8036182 A8A310222-1 1	A-000018.	1000 mL	20 mL	1	
09-FEB-2008	03:36	KenneyF	KGDX41AA 8036182 A8A310222-2 1	A-000019.	1000 mL	20 mL	1	
09-FEB-2008	04:29	KenneyF	KGDX61AA 8036182 A8A310222-3 1	A-000020.	1000 mL	20 mL	1	
09-FEB-2008	05:22	KenneyF	KGD0E1AA 8036182 A8A310222-4 1	A-000021.	1000 mL	20 mL	1	
09-FEB-2008	06:15	KenneyF	KGD0M1AA 8036182 A8A310222-5 1	A-000022.	1000 mL	20 mL	1	
09-FEB-2008	07:07	KenneyF	KGD0V1AA 8036182 A8A310222-6 1	A-000023.	1000 mL	20 mL	1	
09-FEB-2008	08:00	KenneyF	STD_5 08GCSV0048 100/200/100/1	A-000024.	2 g	40 mL	1	
09-FEB-2008	08:53	KenneyF	MRL_1 E070926A 2/50/20/20ng/mL	A-000025.	2 g	40 mL	1	
09-FEB-2008	09:46	KenneyF	KGD0X1AA 8036182 A8A310222-7 1	A-000026.	1000 mL	20 mL	1	
09-FEB-2008	10:39	KenneyF	KGD0X1AC 8036182 A8A310222-7M	A-000027.	957 mL	20 mL	1	
09-FEB-2008	11:32	KenneyF	KGD0X1AD 8036182 A8A310222-7M	A-000028.	937 mL	20 mL	1	
09-FEB-2008	12:25	KenneyF	KF9T51AA 8032198 A8A300104-13	A-000029.	1026 mL	20 mL	1	
09-FEB-2008	13:18	KenneyF	8330B MDL CHECK MB 1X	A-000030.	10 g	80 mL	2	
09-FEB-2008	14:11	KenneyF	8330B MDL CHECK 1X	A-000031.	10 g	80 mL	2	
09-FEB-2008	15:04	KenneyF	KF9TS1AA 8032198 A8A300104-13	A-000032.	1026 mL	20 mL	1	
09-FEB-2008	15:57	KenneyF	STD_5 08GCSV0048 100/200/100/1	A-000033.	0 g	0 mL	1	
09-FEB-2008	16:50	KenneyF	MRL_1 E070926A 2/50/20/20ng/mL	A-000034.	0 g	0 mL	1	

TestAmerica West Sacramento

A-000012.D

Chromatography Summary

Injection Date: 2/8/2008 21:25 Operator: Kenneyf

DataFile: \\168.149.91.85\SHARE\GCDATA\LC10.I\02082008.B Vial Num: 2

Instrument ID: #VALUE!

Method 8330 Target Analyte Results

Sample: **STD_5 08GCSV0048 100/200/100/100ng/mL**

Method File: \\168.149.91.85\SHARE\GCDATA\LC10.I\02082008.B\8330AB.M

Start Cal Date: 10/20/2007 16:48 End Cal Date: 10/20/2007 22:59

Dilution Factor	Extract Volume	Sample Volume	Sample Weight
1X	0 mL	0 mL	0 g

Matrix: NONE SubList: EXPWDNA.sub SpikeList:

Samp. Info: STD_5 08GCSV0048 100/200/100/100ng/mL;2

Misc. Info: ;5; ; ; ;3;EXPWDNA.sub; ;0;1

	Signal 1 UV 250-265							Signal 2 UV 358-205								
Compound Name	RT	Response	PPB	Spike Level	%D	Result	Flag	RT	Response	PPB	Spike Level	%D	Result	Flag	Limits(%)	Flag
3,4-Dinitrotoluene	18.48	4962	100.1000<	100	0%	Acceptable		18.48	9771	102.5000	100	3%	Acceptable		(±15)	
HMX	5.27	13391	102.2000<	100	2%	Acceptable					100	-100%	Fails		(±15)	45
RDX	7.90	8434	106.1000<	100	6%	Acceptable					100	-100%	Fails		(±15)	45
Picric ACID	9.17	18833	228.2000	200	14%	Acceptable		9.17	27789	228.8000<	200	14%	Acceptable		(±15)	
1,3,5-Trinitrobenzene	10.37	15369	103.2000<	100	3%	Acceptable					100	-100%	Fails		(±15)	45
1,3-Dinitrobenzene	13.53	14748	103.2000<	100	3%	Acceptable					100	-100%	Fails		(±15)	45
TETRYL	14.60	10650	117.4000<	100	17%	Fails					100	-100%	Fails		(±15)	45
Nitrobenzene	15.51	6689	103.0000<	100	3%	Acceptable					100	-100%	Fails		(±15)	45
2,4,6-Trinitrotoluene	16.94	9145	102.5000<	100	3%	Acceptable					100	-100%	Fails		(±15)	45
4-AM-2,6-DNT	17.98	6686	102.0000<	100	2%	Acceptable					100	-100%	Fails		(±15)	45
2-AM-4,6-DNT	19.14	7562	101.2000<	100	1%	Acceptable					100	-100%	Fails		(±15)	45
2,6-Dinitrotoluene	20.90	5421	103.2000<	100	3%	Acceptable					100	-100%	Fails		(±15)	45
2,4-Dinitrotoluene	21.67	8644	101.2000<	100	1%	Acceptable					100	-100%	Fails		(±15)	45
2-Nitrotoluene	25.52	3713	102.2000<	100	2%	Acceptable					100	-100%	Fails		(±15)	45
4-Nitrotoluene	27.42	4469	101.8000<	100	2%	Acceptable					100	-100%	Fails		(±15)	45
3-Nitrotoluene	29.57	4409	104.0000<	100	4%	Acceptable					100	-100%	Fails		(±15)	45
Nitroglycerin				100	-100%	Fails		16.10	7728	103.0000<	100	3%	Acceptable		(±15)	45
PETN				100	-100%	Fails		31.21	4007	100.0000<	100	0%	Acceptable		(±15)	45
3,5-Dinitroaniline	14.35	9963	100.6000<	100	1%	Acceptable					100	-100%	Fails		(±15)	45

Notes:
M = Manually Integrated
D = Operator Disabled Result
O = Over Calibration Range
< = Primary Value
4 = Signals Differ by More Than 40%
5 = Signals Differ by More Than 50%

Printed: 2/9/2008 12:49 PM

TestAmerica West Sacramento

A-000024.D

Chromatography Summary

Injection Date: 2/9/2008 8:00 **Operator:** KenneyF

DataFile: \\168.149.91.85\SHARE\GCDATA\LC10.I\02082008.B\ Vial Num: 2

Instrument ID: #VALUE!

Method 8330 Target Analyte Results

Sample : **STD_5 08GCSV0048 100/200/100/100ng/mL**

Method File: \\168.149.91.85\SHARE\GCDATA\LC10.I\02082008.B\8330AB.M

Start Cal Date: 10/20/2007 16:48 **End Cal Date:** 10/20/2007 22:59

Dilution Factor	Extract Volume	Sample Volume	Sample Weight
1X	40 mL	0 mL	2 g

Matrix: SOIL **SubList:** all.sub **SpikeList:**

Samp. Info: STD_5 08GCSV0048 100/200/100/100ng/mL;2

Misc. Info: ;5; ; ; ;3;EXPWDNA.sub; ;0;1

	Signal 1 UV 250-265							Signal 2 UV 358-205								
Compound Name	RT	Response	Conc (ug/Kg)	Spike Level	%D	Result	Flag	RT	Response	Conc (ug/Kg)	Spike Level	%D	Result	Flag	Limits(%)	Flag
3,4-Dinitrotoluene	18.47	5019	101.2000<	100	1%	Acceptable		18.47	9649	101.2000	100	1%	Acceptable		(±15)	
HMX	5.26	13591	103.7000<	100	4%	Acceptable					100	-100%	Fails		(±15)	45
RDX	7.89	8516	107.1000<	100	7%	Acceptable					100	-100%	Fails		(±15)	45
Picric ACID	**9.16**	**19066**	**231.0000**	**200**	**16%**	**Fails** high		**9.16**	**28091**	**231.2000<**	**200**	**16%**	**Fails** high		(±15)	
1,3,5-Trinitrobenzene	10.36	15560	104.5000<	100	5%	Acceptable					100	-100%	Fails		(±15)	45
1,3-Dinitrobenzene	13.52	14835	103.8000<	100	4%	Acceptable					100	-100%	Fails		(±15)	45
TETRYL	**14.59**	**10609**	**117.0000<**	**100**	**17%**	**Fails** high					100	-100%	Fails		(±15)	45
Nitrobenzene	15.50	6495	100.0000<	100	0%	Acceptable					100	-100%	Fails		(±15)	45
2,4,6-Trinitrotoluene	16.93	9273	103.9000<	100	4%	Acceptable					100	-100%	Fails		(±15)	45
4-AM-2,6-DNT	17.98	6755	103.1000<	100	3%	Acceptable					100	-100%	Fails		(±15)	45
2-AM-4,6-DNT	19.14	7654	102.4000<	100	2%	Acceptable					100	-100%	Fails		(±15)	45
2,6-Dinitrotoluene	20.90	5453	103.9000<	100	4%	Acceptable					100	-100%	Fails		(±15)	45
2,4-Dinitrotoluene	21.67	8683	101.7000<	100	2%	Acceptable					100	-100%	Fails		(±15)	45
2-Nitrotoluene	25.53	3660	100.8000<	100	1%	Acceptable					100	-100%	Fails		(±15)	45
4-Nitrotoluene	27.44	4447	101.3000<	100	1%	Acceptable					100	-100%	Fails		(±15)	45
3-Nitrotoluene	29.60	4353	102.7000<	100	3%	Acceptable					100	-100%	Fails		(±15)	45
Nitroglycerin				**100**	**-100%**	**Fails**		16.09	7747	103.3000<	100	3%	Acceptable		(±15)	45
PETN				**100**	**-100%**	**Fails**		31.24	3998	99.8300<	100	0%	Acceptable		(±15)	45
3,5-Dinitroaniline	14.34	9947	100.4000<	100	0%	Acceptable					100	-100%	Fails		(±15)	45

Notes:
- M = Manually Integrated
- D = Operator Disabled Result
- O = Over Calibration Range
- < = Primary Value
- 4 = Signals Differ by More Than 40%
- 5 = Signals Differ by More Than 50%

Printed: 2/9/2008 12:54 PM

TestAmerica West Sacramento

A-000033.D

Chromatography Summary

Injection Date: 2/9/2008 15:57 Operator: KenneyF

DataFile: LC10.I\02082008.B\A-000033.D Vial Num: 4

Instrument ID: LC10

Method 8330 Target Analyte Results

Sample : **STD_5 08GCSV0048 100/200/100/100ng/mL**

Method File: LC10.I\02082008.B\8330AB.M

Start Cal Date: 10/20/2007 16:48 End Cal Date: 10/20/2007 22:59

Dilution Factor	Extract Volume	Sample Volume	Sample Weight
1X	0 mL	0 mL	0 g

Matrix: NONE SubList: EXPWDNA.sub SpikeList:

Samp. Info: STD_5 08GCSV0048 100/200/100/100ng/mL;2

Misc. Info: :5; : ; ;3:EXPWDNA.sub; :0;1

	Signal 1 UV 250-265							Signal 2 UV 358-205								
Compound Name	RT	Response	PPB	Spike Level	%D	Result	Flag	RT	Response	PPB	Spike Level	%D	Result	Flag	Limits(%)	Flag
3,4-Dinitrotoluene	18.46	4955	99.9600<	100	0%	Acceptable		18.47	9658	101.3000	100	1%	Acceptable		(±15)	
HMX	5.27	13410	102.3000<	100	2%	Acceptable					100	-100%	Fails		(±15)	45
RDX	7.90	8397	105.6000<	100	6%	Acceptable					100	-100%	Fails		(±15)	45
Picric ACID	9.17	18843	228.3000	200	14%	Acceptable		9.18	27750	228.4000<	200	14%	Acceptable		(±15)	
1,3,5-Trinitrobenzene	10.37	15390	103.4000<	100	3%	Acceptable					100	-100%	Fails		(±15)	45
1,3-Dinitrobenzene	13.53	14682	102.8000<	100	3%	Acceptable					100	-100%	Fails		(±15)	45
TETRYL	**14.60**	**10569**	116.6000<	**100**	**17%**	**Fails** high					100	-100%	Fails		(±15)	45
Nitrobenzene	15.51	6580	101.3000<	100	1%	Acceptable					100	-100%	Fails		(±15)	45
2,4,6-Trinitrotoluene	16.94	9155	102.6000<	100	3%	Acceptable					100	-100%	Fails		(±15)	45
4-AM-2,6-DNT	17.98	6709	102.4000<	100	2%	Acceptable					100	-100%	Fails		(±15)	45
2-AM-4,6-DNT	19.13	7595	101.6000<	100	2%	Acceptable					100	-100%	Fails		(±15)	45
2,6-Dinitrotoluene	20.88	5439	103.6000<	100	4%	Acceptable					100	-100%	Fails		(±15)	45
2,4-Dinitrotoluene	21.65	8660	101.4000<	100	1%	Acceptable					100	-100%	Fails		(±15)	45
2-Nitrotoluene	25.49	3707	102.1000<	100	2%	Acceptable					100	-100%	Fails		(±15)	45
4-Nitrotoluene	27.40	4488	102.2000<	100	2%	Acceptable					100	-100%	Fails		(±15)	45
3-Nitrotoluene	29.55	4407	104.0000<	100	4%	Acceptable					100	-100%	Fails		(±15)	45
Nitroglycerin				**100**	**-100%**	**Fails**		16.10	7663	102.2000<	100	2%	Acceptable		(±15)	45
PETN				**100**	**-100%**	**Fails**		31.20	4094	102.2000<	100	2%	Acceptable		(±15)	45
3,5-Dinitroaniline	14.36	9858	99.5300<	100	0%	Acceptable					100	-100%	Fails		(±15)	45

Notes:
M = Manually Integrated
D = Operator Disabled Result
O = Over Calibration Range
< = Primary Value
4 = Signals Differ by More Than 40%
5 = Signals Differ by More Than 50%

Printed: 2/12/2008 9:40 AM

TestAmerica West Sacramento
GC/LC INSTRUMENT LOG

Page# 27

Page 2 of Batch 02052008 on Instrument LC9
For header information, refer to the first page of this batch's log.

Date	Time	Operator	Sample ID	File ID	Vol or Wt	Extract Vol	Diln	Comments
07-FEB-2008	22:19	KenneyF	KGCK11AA 8035203 A8A310101-3 1	C-000050.	1031 mL	20 mL	1	
07-FEB-2008	23:25	KenneyF	KGCK21AA 8035203 A8A310101-4 1	C-000051.	975 mL	20 mL	1	
08-FEB-2008	00:32	KenneyF	KGCK31AA 8035203 A8A310101-5 1	C-000052.	1017 mL	20 mL	1	
08-FEB-2008	01:38	KenneyF	KGCK51AA 8035203 A8A310101-6 1	C-000053.	1040 mL	20 mL	1	
08-FEB-2008	02:44	KenneyF	KGCK71AA 8035203 A8A310101-7 1	C-000054.	1023 mL	20 mL	1	
08-FEB-2008	03:50	KenneyF	KGCLC1AA 8035203 A8A310101-8 1	C-000055.	923 mL	20 mL	1	
08-FEB-2008	04:57	KenneyF	STD_5 08GCSV0044 100/200/100/1	C-000056.	0 g	0 mL	1	
08-FEB-2008	06:03	KenneyF	MRL_1 E070926A 5/50/20/20	C-000057.	0 g	0 mL	1	
08-FEB-2008	07:09	KenneyF	KGCLE1AA 8035203 A8A310101-9 1	C-000058.	972 mL	20 mL	1	
08-FEB-2008	08:16	KenneyF	KGCLK1AA 8035203 A8A310101-10	C-000059.	850 mL	20 mL	1	
08-FEB-2008	09:22	KenneyF	KGCN11AA 8035203 A8A310101-12	C-000060.	1030 mL	20 mL	1	
08-FEB-2008	10:28	KenneyF	KGCN21AA 8035203 A8A310101-13	C-000061.	995 mL	20 mL	1	
08-FEB-2008	11:34	KenneyF	KGCN31AA 8035203 A8A310101-14	C-000062.	1111 mL	20 mL	1	
08-FEB-2008	12:40	KenneyF	KGJ6N1AA 8036182 MB 1X	C-000063.	1000 mL	20 mL	1	
08-FEB-2008	13:47	KenneyF	KGJ6N1AD 8036182 FB 1X	C-000064.	1000 mL	20 mL	1	
08-FEB-2008	14:53	KenneyF	KGDW61AA 8036182 A8A310222-1 1	C-000065.	987 mL	20 mL	1	
08-FEB-2008	15:59	KenneyF	KGDX41AA 8036182 A8A310222-2 1	C-000066.	978 mL	20 mL	1	
08-FEB-2008	17:06	KenneyF	KGDX61AA 8036182 A8A310222-3 1	C-000067.	1025 mL	20 mL	1	
08-FEB-2008	18:12	KenneyF	STD_5 08GCSV0044 100/200/100/1	C-000068.	0 g	0 mL	1	
08-FEB-2008	19:18	KenneyF	MRL_1 E070926A 5/50/20/20	C-000069.	0 g	0 mL	1	
08-FEB-2008	20:24	KenneyF	KGDOE1AA 8036182 A8A310222-4 1	C-000070.	1028 mL	20 mL	1	
08-FEB-2008	21:31	KenneyF	KGDOM1AA 8036182 A8A310222-5 1	C-000071.	988 mL	20 mL	1	
08-FEB-2008	22:37	KenneyF	KGDOV1AA 8036182 A8A310222-6 1	C-000072.	2 g	40 mL	1	
08-FEB-2008	23:43	KenneyF	KGDOX1AA 8036182 A8A310222-7 1	C-000073.	2 g	40 mL	1	
09-FEB-2008	00:49	KenneyF	STD_5 08GCSV0044 100/200/100/1	C-000074.	2 g	40 mL	1	
09-FEB-2008	01:55	KenneyF	MRL_1 E070926A 5/50/20/20	C-000075.	2 g	40 mL	1	

Rails
2/12/08
not used

TestAmerica West Sacramento

C-000056.D

Chromatography Summary

Injection Date: 2/8/2008 4:57 Operator: KenneyF

DataFile: LC9.I\02052008.B\C-000056.D Vial Num: 7

Method 8330 Target Analyte Results

Instrument ID: LC9

Sample : **STD_5 08GCSV0044 100/200/100/100**

Method File: LC9.I\02052008.B\8330CNAB.M

Start Cal Date: 1/2/2008 23:11 End Cal Date: 1/3/2008 5:50

Dilution Factor	Extract Volume	Sample Volume	Sample Weight
1X	0 mL	0 mL	0 g

Matrix: NONE SubList: EXPS.sub SpikeList:

Samp. Info: STD_5 08GCSV0044 100/200/100/100;2

Misc. Info: :5;;;;3;EXPS.sub;;0;1

	Signal 1 UV 350-265							Signal 2 UV 358-205								
Compound Name	RT	Response	PPB	Spike Level	%D	Result	Flag	RT	Response	PPB	Spike Level	%D	Result	Flag	Limits(%)	Flag
3,4-Dinitrotoluene	33.44	4186	89.5000<	100	-11%	Acceptable					100	-100%	Fails		(±15)	45
HMX	37.36	4943	102.9000<	100	3%	Acceptable					100	-100%	Fails		(±15)	45
RDX	27.85	4570	96.2700<	100	-4%	Acceptable					100	-100%	Fails		(±15)	45
Picric ACID				200	-100%	Fails					200	-100%	Fails		(±15)	
1,3,5-Trinitrobenzene	24.20	6738	97.1300<	100	-3%	Acceptable					100	-100%	Fails		(±15)	45
1,3-Dinitrobenzene	21.38	8903	102.1000	100	2%	Acceptable					100	-100%	Fails		(±15)	45
TETRYL	42.66	10082	105.5000<	100	6%	Acceptable					100	-100%	Fails		(±15)	45
Nitrobenzene	18.28	4154	100.5000	100	1%	Acceptable					100	-100%	Fails		(±15)	45
2,4,6-Trinitrotoluene	36.07	6862	102.5000<	100	3%	Acceptable					100	-100%	Fails		(±15)	45
4-AM-2,6-DNT	31.93	7990	94.9400<	100	-5%	Acceptable					100	-100%	Fails		(±15)	45
2-AM-4,6-DNT	31.59	8695	95.2400<	100	-5%	Acceptable					100	-100%	Fails		(±15)	45
2,6-Dinitrotoluene	29.72	5017	101.0000<	100	1%	Acceptable					100	-100%	Fails		(±15)	45
2,4-Dinitrotoluene	28.84	8191	98.3100<	100	-2%	Acceptable					100	-100%	Fails		(±15)	45
2-Nitrotoluene	24.87	5330	191.5000<	200	-4%	Acceptable					200	-100%	Fails		(±15)	45
4-Nitrotoluene				200	-100%	Fails					200	-100%	Fails		(±15)	
3-Nitrotoluene	25.46	3181	98.4400<	100	-2%	Acceptable					100	-100%	Fails		(±15)	45
Nitroglycerin				100	-100%	Fails		40.84	6845	103.9000	100	4%	Acceptable		(±15)	45
PETN				100	-100%	Fails		50.39	10725	101.9000	100	2%	Acceptable		(±15)	45

Notes:
M = Manually Integrated
D = Operator Disabled Result
O = Over Calibration Range
< = Primary Value
4 = Signals Differ by More Than 40%
5 = Signals Differ by More Than 50%

Printed: 2/8/2008 12:26 PM

TestAmerica West Sacramento

C-000057.D

Chromatography Summary

Method 8330 Target Analyte Results

Injection Date: 2/8/2008 6:03 Operator: KenneyF
DataFile: LC9.I\02052008.B\C-000057.D Vial Num: 6
Instrument ID: LC9

Sample: **MRL_1 E070926A 5/50/20/20**

Method File: LC9.I\02052008.B\8330CNAB.M
Start Cal Date: 1/2/2008 23:11 End Cal Date: 1/3/2008 5:50

Dilution Factor	Extract Volume	Sample Volume	Sample Weight
1X	0 mL	0 mL	0 g

Matrix: NONE SubList: EXPS.sub SpikeList:
Samp. Info: MRL_1 E070926A 5/50/20/20;2
Misc. Info: ;1;;;;3;EXPS.sub;;0;1

	Signal 1 UV 250-265							Signal 2 UV 358-205								
Compound Name	RT	Response	PPB	Spike Level	%D	Result	Flag	RT	Response	PPB	Spike Level	%D	Result	Flag	Limits(%)	Flag
3,4-Dinitrotoluene	33.38	994	21.2500<	~~5~~ 10	325%	Fails	6%				5	-100%	Fails		(±15)	45
HMX	37.33	260	5.4150<	5	8%	Acceptable					5	-100%	Fails		(±15)	45
RDX	27.90	224	4.7190<	5	-6%	Acceptable					5	-100%	Fails		(±15)	45
Picric ACID				10	-100%	Fails					10	-100%	Fails		(±15)	
1,3,5-Trinitrobenzene	24.23	351	5.0600<	5	1%	Acceptable					5	-100%	Fails		(±15)	45
1,3-Dinitrobenzene	21.42	464	5.3190	5	6%	Acceptable					5	-100%	Fails		(±15)	45
TETRYL	42.62	507	5.3040<	5	6%	Acceptable					5	-100%	Fails		(±15)	45
Nitrobenzene	18.35	208	5.0310	5	1%	Acceptable					5	-100%	Fails		(±15)	45
2,4,6-Trinitrotoluene	36.03	351	5.2420<	5	5%	Acceptable					5	-100%	Fails		(±15)	45
4-AM-2,6-DNT	31.90	455	5.4060<	5	8%	Acceptable					5	-100%	Fails		(±15)	45
2-AM-4,6-DNT	31.57	463	5.0710<	5	1%	Acceptable					5	-100%	Fails		(±15)	45
2,6-Dinitrotoluene	29.71	261	5.2560<	5	5%	Acceptable					5	-100%	Fails		(±15)	45
2,4-Dinitrotoluene	28.85	430	5.1610<	5	3%	Acceptable					5	-100%	Fails		(±15)	45
2-Nitrotoluene	24.92	264	9.4840<	10	-5%	Acceptable					10	-100%	Fails		(±15)	45
4-Nitrotoluene				10	-100%	Fails					10	-100%	Fails		(±15)	
3-Nitrotoluene	25.51	157	4.8590<	5	-3%	Acceptable					5	-100%	Fails		(±15)	45
Nitroglycerin				5	-100%	Fails		40.82	1345	20.4100	5	308%	Fails	2%	(±15)	45
PETN				5	-100%	Fails		50.30	2143	20.3600	5	307%	Fails	2%	(±15)	45

Notes:
M = Manually Integrated
D = Operator Disabled Result
O = Over Calibration Range
< = Primary Value
4 = Signals Differ by More Than 40%
5 = Signals Differ by More Than 50%

Printed: 2/8/2008 12:27 PM

TestAmerica West Sacramento

C-000068.D

Chromatography Summary

Injection Date: 2/8/2008 18:12 Operator: KenneyF

DataFile: LC9.I\02052008.B\C-000068.D Vial Num: 7

Method 8330 Target Analyte Results

Instrument ID: LC9

Sample : **STD_5 08GCSV0044 100/200/100/100**

Method File: LC9.I\02052008.B\8330CNAB.M

Start Cal Date: 1/2/2008 23:11 End Cal Date: 1/3/2008 5:50

Dilution Factor	Extract Volume	Sample Volume	Sample Weight
1X	0 mL	0 mL	0 g

Matrix: NONE SubList: EXPS.sub SpikeList:

Samp. Info: STD_5 08GCSV0044 100/200/100/100:2

Misc. Info: ;5;;;;3:EXPS.sub;:0:1

	Signal 1 UV 250-265							Signal 2 UV 358-205								
Compound Name	RT	Response	PPB	Spike Level	%D	Result	Flag	RT	Response	PPB	Spike Level	%D	Result	Flag	Limits(%)	Flag
3,4-Dinitrotoluene	33.31	4407	94.2300<	100	-6%	Acceptable					100	-100%	Fails		(±15)	45
HMX	37.27	4931	102.7000<	100	3%	Acceptable					100	-100%	Fails		(±15)	45
RDX	27.81	4626	97.4500<	100	-3%	Acceptable					100	-100%	Fails		(±15)	45
Picric ACID				200	-100%	Fails					200	-100%	Fails		(±15)	
1,3,5-Trinitrobenzene	24.20	6767	97.5500<	100	-2%	Acceptable					100	-100%	Fails		(±15)	45
1,3-Dinitrobenzene	21.40	8930	102.4000	100	2%	Acceptable					100	-100%	Fails		(±15)	45
TETRYL	42.57	10158	106.3000<	100	6%	Acceptable					100	-100%	Fails		(±15)	45
Nitrobenzene	18.31	4059	98.1800	100	-2%	Acceptable					100	-100%	Fails		(±15)	45
2,4,6-Trinitrotoluene	35.96	6812	101.7000<	100	2%	Acceptable					100	-100%	Fails		(±15)	45
4-AM-2,6-DNT	31.85	8227	97.7600<	100	-2%	Acceptable					100	-100%	Fails		(±15)	45
2-AM-4,6-DNT	31.52	8860	97.0400<	100	-3%	Acceptable					100	-100%	Fails		(±15)	45
2,6-Dinitrotoluene	29.67	5064	102.0000<	100	2%	Acceptable					100	-100%	Fails		(±15)	45
2,4-Dinitrotoluene	28.80	8276	99.3300<	100	-1%	Acceptable					100	-100%	Fails		(±15)	45
2-Nitrotoluene	24.87	5273	189.4000<	200	-5%	Acceptable					200	-100%	Fails		(±15)	45
4-Nitrotoluene				200	-100%	Fails					200	-100%	Fails		(±15)	
3-Nitrotoluene	25.45	3150	97.4800<	100	-3%	Acceptable					100	-100%	Fails		(±15)	45
Nitroglycerin				100	-100%	Fails		40.76	6899	104.7000	100	5%	Acceptable		(±15)	45
PETN				100	-100%	Fails		50.28	10710	101.8000	100	2%	Acceptable		(±15)	45

Notes:
- M = Manually Integrated
- D = Operator Disabled Result
- O = Over Calibration Range
- < = Primary Value
- 4 = Signals Differ by More Than 40%
- 5 = Signals Differ by More Than 50%

Printed: 2/13/2008 2:57 PM

TestAmerica West Sacramento

C-000069.D

Chromatography Summary

Injection Date: 2/8/2008 19:18 Operator: KenneyF

DataFile: LC9.I\02052008.B\C-000069.D Vial Num: 8

Instrument ID: LC9

Method 8330 Target Analyte Results

Sample: **MRL_1 E070926A 5/50/20/20**

Method File: LC9.I\02052008.B\8330CNAB.M

Start Cal Date: 1/2/2008 23:11 End Cal Date: 1/3/2008 5:50

Dilution Factor	Extract Volume	Sample Volume	Sample Weight
1X	0 mL	0 mL	0 g

Matrix: NONE SubList: EXPS.sub SpikeList:

Samp. Info: MRL_1 E070926A 5/50/20/20;2

Misc. Info: :1::::3;EXPS.sub:;0;1

	Signal 1 UV 250-265							Signal 2 UV 358-205								
Compound Name	RT	Response	PPB	Spike Level	%D	Result	Flag	RT	Response	PPB	Spike Level	%D	Result	Flag	Limits(%)	Flag
3,4-Dinitrotoluene	33.44	980	20.9500<	205	319%	Fails	5%				5	-100%	Fails		(±15)	45
HMX	37.40	249	5.1860<	5	4%	Acceptable					5	-100%	Fails		(±15)	45
RDX	27.91	235	4.9500<	5	-1%	Acceptable					5	-100%	Fails		(±15)	45
Picric ACID				10	-100%	Fails					10	-100%	Fails		(±15)	
1,3,5-Trinitrobenzene	24.23	346	4.9880<	5	0%	Acceptable					5	-100%	Fails		(±15)	45
1,3-Dinitrobenzene	21.42	445	5.1020	5	2%	Acceptable					5	-100%	Fails		(±15)	45
TETRYL	42.66	512	5.3570<	5	7%	Acceptable					5	-100%	Fails		(±15)	45
Nitrobenzene	18.31	222	5.3700	5	7%	Acceptable					5	-100%	Fails		(±15)	45
2,4,6-Trinitrotoluene	36.06	364	5.4360<	5	9%	Acceptable					5	-100%	Fails		(±15)	45
4-AM-2,6-DNT	31.96	477	5.6680<	5	13%	Acceptable					5	-100%	Fails		(±15)	45
2-AM-4,6-DNT	31.62	483	5.2900<	5	6%	Acceptable					5	-100%	Fails		(±15)	45
2,6-Dinitrotoluene	29.73	264	5.3160<	5	6%	Acceptable					5	-100%	Fails		(±15)	45
2,4-Dinitrotoluene	28.87	440	5.2810<	5	6%	Acceptable					5	-100%	Fails		(±15)	45
2-Nitrotoluene	24.93	274	9.8440<	10	-2%	Acceptable					10	-100%	Fails		(±15)	45
4-Nitrotoluene				10	-100%	Fails					10	-100%	Fails		(±15)	
3-Nitrotoluene	25.50	156	4.8280<	5	-3%	Acceptable					5	-100%	Fails		(±15)	45
Nitroglycerin				5	-100%	Fails		40.86	1361	20.6500	25	313%	Fails	3%	(±15)	45
PETN				5	-100%	Fails		50.32	2133	20.2600	20	305%	Fails	1%	(±15)	45

Notes:
- M = Manually Integrated
- D = Operator Disabled Result
- O = Over Calibration Range
- < = Primary Value
- 4 = Signals Differ by More Than 40%
- 5 = Signals Differ by More Than 50%

Printed: 2/13/2008 2:57 PM

TestAmerica West Sacramento
GC/LC INSTRUMENT LOG

Inst ID: LC9 Batch ID: 02132008
Method : Method 8330 Test : SOP SAC-LC-0009
ICAL Date: See Calibration Report

Date	Time	Operator	Sample ID	File ID	Vol or Wt	Extract Vol	Diln	Comments
13-FEB-2008	10:55	KenneyF	Primer	C-000001.	0 g	0 mL	1	
13-FEB-2008	12:02	KenneyF	Primer	C-000002.	0 g	0 mL	1	
13-FEB-2008	13:09	KenneyF	STD_5 08GCSV0044 100/200/100/1	C-000003.	0 g	0 mL	1	
13-FEB-2008	14:15	KenneyF	MRL_1 08GCSV0058 5/50/20/20	C-000004.	0 g	0 mL	1	
13-FEB-2008	15:21	KenneyF	KGD0E1AA 8036182 A8A310222-4 1	C-000005.	1028 mL	20 mL	1	
13-FEB-2008	16:28	KenneyF	KGD0X1AA 8036182 A8A310222-7 1	C-000006.	980 mL	20 mL	1	
13-FEB-2008	17:34	KenneyF	STD_6 E071007B 200/500/200/200	C-000007.	0 g	0 mL	1	
13-FEB-2008	18:41	KenneyF	MRL_1 08GCSV0058 5/50/20/20	C-000008.	0 g	0 mL	1	

TestAmerica West Sacramento

C-000003.D

Chromatography Summary

Injection Date: 2/13/2008 13:09 **Operator:** KenneyF

DataFile: LC9.I\02132008.B\C-000003.D **Vial Num:** 2

Instrument ID: LC9

Method 8330 Target Analyte Results

Sample : **STD_5 08GCSV0044 100/200/100/100**

Method File: LC9.I\02132008.B\8330CNAB.M

Start Cal Date: 1/2/2008 23:11 **End Cal Date:** 1/3/2008 5:50

Dilution Factor	Extract Volume	Sample Volume	Sample Weight
1X	0 mL	0 mL	0 g

Matrix: NONE **SubList:** EXPS.sub **SpikeList:**

Samp. Info: STD_5 08GCSV0044 100/200/100/100;2

Misc. Info: ;5;;;;3:EXPS.sub;;0:1

	Signal 1 UV 250-265							Signal 2 UV 358-205								
Compound Name	RT	Response	PPB	Spike Level	%D	Result	Flag	RT	Response	PPB	Spike Level	%D	Result	Flag	Limits(%)	Flag
3,4-Dinitrotoluene	33.02	4808	102.8000<	100	3%	Acceptable					100	-100%	Fails		(±15)	45
HMX	37.00	4832	100.6000<	100	1%	Acceptable					100	-100%	Fails		(±15)	45
RDX	27.60	4610	97.1200<	100	-3%	Acceptable					100	-100%	Fails		(±15)	45
Picric ACID				200	-100%	Fails					200	-100%	Fails		(±15)	
1,3,5-Trinitrobenzene	24.03	6802	98.0500<	100	-2%	Acceptable					100	-100%	Fails		(±15)	45
1,3-Dinitrobenzene	21.25	8969	102.8000	100	3%	Acceptable					100	-100%	Fails		(±15)	45
TETRYL	42.33	9966	104.3000<	100	4%	Acceptable					100	-100%	Fails		(±15)	45
Nitrobenzene	18.21	4202	101.6000	100	2%	Acceptable					100	-100%	Fails		(±15)	45
2,4,6-Trinitrotoluene	35.64	6607	98.6700<	100	-1%	Acceptable					100	-100%	Fails		(±15)	45
4-AM-2,6-DNT	31.61	7972	94.7200<	100	-5%	Acceptable					100	-100%	Fails		(±15)	45
2-AM-4,6-DNT	31.28	8407	92.0800<	100	-8%	Acceptable					100	-100%	Fails		(±15)	45
2,6-Dinitrotoluene	29.42	5295	106.6000<	100	7%	Acceptable					100	-100%	Fails		(±15)	45
2,4-Dinitrotoluene	28.57	8234	98.8300<	100	-1%	Acceptable					100	-100%	Fails		(±15)	45
2-Nitrotoluene	24.65	5423	194.8000<	200	-3%	Acceptable					200	-100%	Fails		(±15)	45
4-Nitrotoluene				200	-100%	Fails					200	-100%	Fails		(±15)	
3-Nitrotoluene	25.23	3233	100.0000<	100	0%	Acceptable					100	-100%	Fails		(±15)	45
Nitroglycerin				100	-100%	Fails		40.51	6747	102.4000	100	2%	Acceptable		(±15)	45
PETN				100	-100%	Fails		50.12	10744	102.1000	100	2%	Acceptable		(±15)	45

Notes:

M = Manually Integrated
D = Operator Disabled Result
O = Over Calibration Range
< = Primary Value
4 = Signals Differ by More Than 40%
5 = Signals Differ by More Than 50%

Printed: 2/13/2008 2:38 PM

TestAmerica West Sacramento

C-000004.D

Chromatography Summary

Injection Date: 2/13/2008 14:15 **Operator:** KenneyF
DataFile: I:\C9.I\02132008.B\C-000004.D **Vial Num:** 3
Instrument ID: I.C9

Method 8330 Target Analyte Results

Sample: MRL_1 08GCSV0058 5/50/20/20

Method File: I.C9.I\02132008.B\8330CNAB.M
Start Cal Date: 1/2/2008 23:11 **End Cal Date:** 1/3/2008 5:50

Dilution Factor	Extract Volume	Sample Volume	Sample Weight
1X	0 mL	0 mL	0 g

Matrix: NONE **SubList:** EXPS.sub **SpikeList:**
Samp. Info: MRL_1 08GCSV0058 5/50/20/20;2
Misc. Info: ;1;;;;3;EXPS.sub;;0;1

	Signal 1 UV 250-265							Signal 2 UV 358-205								
Compound Name	RT	Response	PPB	Spike Level	%D	Result	Flag	RT	Response	PPB	Spike Level	%D	Result	Flag	Limits(%)	Flag
3,4-Dinitrotoluene	33.06	1101	23.5400<	20.5	371%	Fails	L 8%				5	-100%	Fails		(±15)	45
HMX	37.08	256	5.3320<	5	7%	Acceptable					5	-100%	Fails		(±15)	45
RDX	27.65	252	5.3090<	5	6%	Acceptable					5	-100%	Fails		(±15)	45
Picric ACID				10	-100%	Fails					10	-100%	Fails		(±15)	
1,3,5-Trinitrobenzene	24.06	373	5.3770<	5	8%	Acceptable					5	-100%	Fails		(±15)	45
1,3-Dinitrobenzene	21.31	481	5.5140	5	10%	Acceptable					5	-100%	Fails		(±15)	45
TETRYL	42.37	520	5.4400<	5	9%	Acceptable					5	-100%	Fails		(±15)	45
Nitrobenzene	18.23	242	5.8540	5	17%	Fails	L 3%				5	-100%	Fails		(±15)	45
2,4,6-Trinitrotoluene	35.72	332	4.9580<	5	-1%	Acceptable					5	-100%	Fails		(±15)	45
4-AM-2,6-DNT	31.69	507	6.0240<	5	20%	Fails	L 3%				5	-100%	Fails		(±15)	45
2-AM-4,6-DNT	31.34	499	5.4650<	5	9%	Acceptable					5	-100%	Fails		(±15)	45
2,6-Dinitrotoluene	29.49	314	6.3230<	5	26%	Fails	L 3%				5	-100%	Fails		(±15)	45
2,4-Dinitrotoluene	28.63	453	5.4370<	5	9%	Acceptable					5	-100%	Fails		(±15)	45
2-Nitrotoluene	24.70	293	10.5300<	10	5%	Acceptable					10	-100%	Fails		(±15)	45
4-Nitrotoluene				10	-100%	Fails					10	-100%	Fails		(±15)	
3-Nitrotoluene	25.30	184	5.6940<	5	14%	Acceptable					5	-100%	Fails		(±15)	45
Nitroglycerin				5	-100%	Fails		40.56	1396	21.1800	5	324%	Fails	C%	(±15)	45
PETN				5	-100%	Fails		50.08	2225	21.1400	5	323%	Fails	C%	(±15)	45

Notes:
M = Manually Integrated
D = Operator Disabled Result
O = Over Calibration Range
< = Primary Value
4 = Signals Differ by More Than 40%
5 = Signals Differ by More Than 50%

Printed: 2/13/2008 4:52 PM

TestAmerica West Sacramento

C-000007.D

Chromatography Summary

Injection Date: 2/13/2008 17:34 Operator: KennedyF

DataFile: LC9.I\02132008.B\C-000007.D Vial Num: 4

Method 8330 Target Analyte Results

Instrument ID: LC9

Sample : **STD_6 E071007E 200/500/200/200**

Method File: LC9.I\02132008.B\8330CNAB.M

Start Cal Date: 1/2/2008 23:11 End Cal Date: 1/3/2008 5:50

Dilution Factor	Extract Volume	Sample Volume	Sample Weight
1X	0 mL	0 mL	0 g

Matrix: NONE SubList: EXPS.sub SpikeList:

Samp. Info: STD_6 E071007E 200/500/200/200;2

Misc. Info: ;6;;;;3;EXPS.sub;;0;1

	Signal 1 UV 250-265							Signal 2 UV 358-205								
Compound Name	RT	Response	PPB	Spike Level	%D	Result	Flag	RT	Response	PPB	Spike Level	%D	Result	Flag	Limits(%)	Flag
3,4-Dinitrotoluene	32.96	9395	200.9000<	200	0%	Acceptable					200	-100%	Fails		(±15)	45
HMX	36.97	9387	195.5000<	200	-2%	Acceptable					200	-100%	Fails		(±15)	45
RDX	27.54	9219	194.2000<	200	-3%	Acceptable					200	-100%	Fails		(±15)	45
Picric ACID				500	-100%	Fails					500	-100%	Fails		(±15)	
1,3,5-Trinitrobenzene	24.05	13531	195.0000<	200	-3%	Acceptable					200	-100%	Fails		(±15)	45
1,3-Dinitrobenzene	21.27	17600	201.8000	200	1%	Acceptable					200	-100%	Fails		(±15)	45
TETRYL	42.37	18762	196.3000<	200	-2%	Acceptable					200	-100%	Fails		(±15)	45
Nitrobenzene	18.20	8212	198.6000	200	-1%	Acceptable					200	-100%	Fails		(±15)	45
2,4,6-Trinitrotoluene	35.63	12943	193.3000<	200	-3%	Acceptable					200	-100%	Fails		(±15)	45
4-AM-2,6-DNT	31.57	15942	189.4000<	200	-5%	Acceptable					200	-100%	Fails		(±15)	45
2-AM-4,6-DNT	31.24	16551	181.3000<	200	-9%	Acceptable					200	-100%	Fails		(±15)	45
2,6-Dinitrotoluene	29.35	9984	201.0000<	200	1%	Acceptable					200	-100%	Fails		(±15)	45
2,4-Dinitrotoluene	28.50	16499	198.0000<	200	-1%	Acceptable					200	-100%	Fails		(±15)	45
2-Nitrotoluene	24.64	10878	390.8000<	400	-2%	Acceptable					400	-100%	Fails		(±15)	45
4-Nitrotoluene				400	-100%	Fails					400	-100%	Fails		(±15)	
3-Nitrotoluene	25.21	6313	195.4000<	200	-2%	Acceptable					200	-100%	Fails		(±15)	45
Nitroglycerin				200	-100%	Fails		40.54	13095	198.7000	200	-1%	Acceptable		(±15)	45
PETN				200	-100%	Fails		50.12	21704	206.2000	200	3%	Acceptable		(±15)	45

Notes:

M = Manually Integrated

D = Operator Disabled Result

O = Over Calibration Range

< = Primary Value

4 = Signals Differ by More Than 40%

5 = Signals Differ by More Than 50%

Printed: 2/14/2008 9:47 AM

TestAmerica West Sacramento

C-000008.D

Chromatography Summary

Injection Date: 2/13/2008 18:41 **Operator:** KenneyF

DataFile: LC9.I\02132008.B\C-000008.D **Vial Num:** 3

Instrument ID: LC9

Method 8330 Target Analyte Results

Sample : **MRL_1 08GCSV0058 5/50/20/20**

Method File: LC9.I\02132008.B\8330CNAB.M

Start Cal Date: 1/2/2008 23:11 **End Cal Date:** 1/3/2008 5:50

Dilution Factor	Extract Volume	Sample Volume	Sample Weight
1X	0 mL	0 mL	0 g

Matrix: NONE **SubList:** EXPS.sub **SpikeList:**

Samp. Info: MRL_1 08GCSV0058 5/50/20/20;2

Misc. Info: ;1;;;;3;EXPS.sub;;0;1

	Signal 1 UV 250-265							Signal 2 UV 358-205								
Compound Name	RT	Response	PPB	Spike Level	%D	Result	Flag	RT	Response	PPB	Spike Level	%D	Result	Flag	Limits(%)	Flag
3,4-Dinitrotoluene	32.97	1127	24.1000<	~~20~~ 5	382%	Fails					5	-100%	Fails		(±15)	45
HMX	37.02	260	5.4150<	5	8%	Acceptable					5	-100%	Fails		(±15)	45
RDX	27.56	279	5.8770<	5	18%	Fails					5	-100%	Fails		(±15)	45
Picric ACID				10	-100%	Fails					10	-100%	Fails		(±15)	
1,3,5-Trinitrobenzene	24.06	380	5.4780<	5	10%	Acceptable					5	-100%	Fails		(±15)	45
1,3-Dinitrobenzene	21.28	494	5.6630	5	13%	Acceptable					5	-100%	Fails		(±15)	45
TETRYL	42.37	513	5.3670<	5	7%	Acceptable					5	-100%	Fails		(±15)	45
Nitrobenzene	18.20	248	5.9990	5	20%	Fails					5	-100%	Fails		(±15)	45
2,4,6-Trinitrotoluene	35.65	351	5.2420<	5	5%	Acceptable					5	-100%	Fails		(±15)	45
4-AM-2,6-DNT	31.60	520	6.1790<	5	24%	Fails					5	-100%	Fails		(±15)	45
2-AM-4,6-DNT	31.26	507	5.5530<	5	11%	Acceptable					5	-100%	Fails		(±15)	45
2,6-Dinitrotoluene	29.38	323	6.5040<	5	30%	Fails					5	-100%	Fails		(±15)	45
2,4-Dinitrotoluene	28.54	480	5.7610<	5	15%	Fails					5	-100%	Fails		(±15)	45
2-Nitrotoluene	24.66	295	10.6000<	10	6%	Acceptable					10	-100%	Fails		(±15)	45
4-Nitrotoluene				10	-100%	Fails					10	-100%	Fails		(±15)	
3-Nitrotoluene	25.23	194	6.0040<	5	20%	Fails					5	-100%	Fails		(±15)	45
Nitroglycerin				5	-100%	Fails		40.55	1369	20.7800	5	316%	Fails	4	(±15)	45
PETN				5	-100%	Fails		50.14	2199	20.8900	5	318%	Fails	4	(±15)	45

Notes:
- M = Manually Integrated
- D = Operator Disabled Result
- O = Over Calibration Range
- < = Primary Value
- 4 = Signals Differ by More Than 40%
- 5 = Signals Differ by More Than 50%

Printed: 2/14/2008 9:48 AM

8330MOD
NITROGUANIDINE
DATA

Ravenna, OH Data Review Checklist

Project Number: 030240.0006.05
Sample Event: January 2008
Data Reviewer/Date: Angye Dragotta / March 17, 2008

SDG: A8A310222 R0
Analysis: SW846 8330M Nitroguanadine

Review Questions:	Yes	No	N/A	Comments	QUAL/Criteria
1. Did Chain-of-Custody information agree with laboratory report?	✓			COC#: 117213, 336178, 336184;	
2. Were samples preserved properly and received in good condition?	✓			An equipment rinse was collected and named on the COC as FWGEQUIPRINSE4-0612-GW. FWGEQUIPRINSE4-0612-GW was logged and reported by the laboratory as FWGEQUIPRINSE-0612-GW.	QAPP Table 4-2
3. Were holding times met?	✓			Samples collected 1/29/08 and 1/30/08, extracted on 2/5/08, and analyzed on 2/5/08.	QAPP Table 4-2 J/UJ/R
4. Were sample storage requirements met?	✓				QAPP Table 4-2
5. Were QAPP specified PQLs achieved?	✓				QAPP Tale 3-7
6. Were all QAPP-specified target analytes reported?	✓				QAPP Table 3-7
7. Was a MDL Level Verification analyzed once per quarter with all target analytes detected?	✓			1/18/08 @2018	LCG Table 5 R
8. Was a MRL Level verification run at the beginning and end of every daily sequence or every 12 hours? Was the %D < 30%?	✓			2/5/08 @1820, 2037, 2313	LCG Table 5 >30%=J
9. Does the initial calibration curve consist of 5 concentration levels? (6 stds for quadratic curves)	✓			Varian Star #1 ICAL : 1/18/08@1734 Stds: 20, 50, 100, 200, 500, 1000	STL SOP Section 10.2, LCG R
10. Were all target analytes %RSD ≤ 20%? OR was the average RSD ≤ 20%?	✓				LCG Table 5 >20% RSD=J/R
11. If a linear regression curve was used, was the correlation coefficient r≥0.995? (0.990 for Quadratic curve)	✓				STL SOP Section 10.4, LCG R<0.99=-J/R
12. Was a second source verification (ICV) analyzed after the ICAL and all analytes 85-115%?	✓			1/18/08 @1950	STL SOP Section 9.9 >115%=J; 80-85%=J/UJ; <80%=J/R
13. Was a CCV run at least every 10 samples and at the end of the analytical run?	✓			2/5/08 @ 1801,2017,2253	STL SOP Section 10.9
14. Was the average %D (difference or drift) for all target analytes < 15%?	✓				LCG Table 5 D>15% (neg) = J/R

Ravenna, OH Data Review Checklist

Project Number: 030240.0006.05
Sample Event: January 2008
Data Reviewer/Date: Angye Dragotta / March 17, 2008

SDG: A8A310222 R0
Analysis: SW846 8330M Nitroguanadine

Review Questions:	Yes	No	N/A	Comments	QUAL/Criteria
					D>15% (pos) = J
15. Was a method blank prepared and analyzed with each batch?	✓				LCG Attachment A Section 5.6
16. Were target analytes reported in the method blank <1/2 the MRL?	✓				LCG Table 5 <5x = B
17. Was a field blank collected and analyzed?	✓			FWGEQUIPRinse-0612-GW	
18. Were target analytes reported in the field blank analyses < ½ the MRL?	✓				<5x=B
19. Was a field duplicate analyzed? Were the RPDs ≤30%?	✓			FWGLL12mw-DUP3-0603-GW was a field duplicate for FWGLL12mw-107C-0588-GW.	QAPP Table 3-2 RPD >30=J
20. Were all positive results confirmed with a second column confirmation? Was the RPD ≤ 40%?			✓		LCG Table 5 RPD>40%=J
21. Was an LCS prepared and analyzed with each batch?	✓				STL SOP Section 9.6
22. Were the LCS recoveries within limits specified in LCG Appendix C?	✓				LCG Appendix C <UL=J; 30-LL=J/UJ; <30%=J/R
23. Was a MS/MSD pair prepared with each batch?	✓				STL SOP Section 9.7
24. Was the MS/MSD parent sample a Ravenna sample?	✓			Sample FWGLL12mw-088c-0587-GW was the parent.	
25. Were MS/MSD recoveries 40-140% and RPD ≤20%?	✓				QAPP Table 3-2 Pj
27. Were reported sample concentrations within calibration range?	✓				
28. Were laboratory-generated Quality Control Exception Reports issued? If yes, summarize contents.		✓			
29. Were lab comments included in report? If yes, summarize contents.		✓			

Ravenna, OH Data Review Checklist

Project Number: 030240.0006.05
Sample Event: January 2008
Data Reviewer/Date: Angye Dragotta / March 17, 2008

SDG: A8A310222 R0
Analysis: SW846 8330M Nitroguanadine

References: Louisville Chemistry Guidelines (LCG), USACE June 2002 version 5; Section I "Chemical Analysis Criteria" Table 5 and Attachment A "Data Validation Guidelines.

Final Quality Assurance Project Plan (QAPP) Addendum for the Facility-Wide Groundwater Monitoring Program Ravenna Army Ammunition Plant, Ravenna, OH, Portage Environmental September 2004

STL SOP SAC-LC-0010 "Determination of Nitroguanidine Based on Method 8330, SW-846" April 2007, revision 2.0

Additional Comments:

Environmental Quality Mgt., Inc.

Client Sample ID: FWGLL12MW184C-0592-GW

Dissolved HPLC

Lot-Sample #...:	A8A310222-001	**Work Order #...:**	KGDW61AD	**Matrix.....:**	WG
Date Sampled...:	01/31/08 09:40	**Date Received..:**	01/31/08		
Prep Date.....:	02/05/08	**Analysis Date..:**	02/05/08		
Prep Batch #...:	8036189				
Dilution Factor:	1	**Method.....:**	SW846 8330 (Modif		

PARAMETER	RESULT	REPORTING LIMIT	UNITS	MDL
Nitroguanidine	ND	20	ug/L	9.7

Environmental Quality Mgt., Inc.

Client Sample ID: FWGEQUIPRINSE-0612-GW

Dissolved HPLC

Lot-Sample #...: A8A310222-002 **Work Order #...:** KGDX41AD **Matrix.....:** WG
Date Sampled...: 01/31/08 12:10 **Date Received..:** 01/31/08
Prep Date.....: 02/05/08 **Analysis Date..:** 02/05/08
Prep Batch #...: 8036189
Dilution Factor: 1 **Method.....:** SW846 8330 (Modif

PARAMETER	RESULT	REPORTING LIMIT	UNITS	MDL
Nitroguanidine	ND	20	ug/L	9.7

Environmental Quality Mgt., Inc.

Client Sample ID: FWGLL12MW-154C-0591-GW

Dissolved HPLC

Lot-Sample #...:	A8A310222-003	**Work Order #...:**	KGDX61AD	**Matrix.....:**	WG
Date Sampled...:	01/30/08 16:35	**Date Received..:**	01/31/08		
Prep Date.....:	02/05/08	**Analysis Date..:**	02/05/08		
Prep Batch #...:	8036189				
Dilution Factor:	1	**Method.....:**	SW846 8330 (Modif		

PARAMETER	RESULT	REPORTING LIMIT	UNITS	MDL
Nitroguanidine	ND	20	ug/L	9.7

Environmental Quality Mgt., Inc.

Client Sample ID: FWGLL12MW-107C-0588-GW

Dissolved HPLC

Lot-Sample #...:	A8A310222-004	**Work Order #...:**	KGD0E1AD	**Matrix.....:**	WG
Date Sampled...:	01/31/08 09:30	**Date Received..:**	01/31/08		
Prep Date.....:	02/05/08	**Analysis Date..:**	02/05/08		
Prep Batch #...:	8036189				
Dilution Factor:	1	**Method.....:**	SW846 8330 (Modif		

PARAMETER	RESULT	REPORTING LIMIT	UNITS	MDL
Nitroguanidine	ND	20	ug/L	9.7

Environmental Quality Mgt., Inc.

Client Sample ID: FWGLL12MW-DUP3-0603-GW

Dissolved HPLC

Lot-Sample #...:	A8A310222-005	**Work Order #...:**	KGD0M1AD	**Matrix.....:**	WG
Date Sampled...:	01/31/08 09:50	**Date Received..:**	01/31/08		
Prep Date.....:	02/05/08	**Analysis Date..:**	02/05/08		
Prep Batch #...:	8036189				
Dilution Factor:	1	**Method.....:**	SW846 8330 (Modif		

PARAMETER	RESULT	REPORTING LIMIT	UNITS	MDL
Nitroguanidine	ND	20	ug/L	9.7

Environmental Quality Mgt., Inc.

Client Sample ID: FWGLL3MW-235C-0578-GW

Dissolved HPLC

Lot-Sample #...: A8A310222-006 **Work Order #...:** KGD0V1AD **Matrix.....:** WG
Date Sampled...: 01/31/08 11:30 **Date Received..:** 01/31/08
Prep Date.....: 02/05/08 **Analysis Date..:** 02/05/08
Prep Batch #...: 8036189
Dilution Factor: 1 **Method.....:** SW846 8330 (Modif

PARAMETER	RESULT	REPORTING LIMIT	UNITS	MDL
Nitroguanidine	ND	20	ug/L	9.7

Environmental Quality Mgt., Inc.

Client Sample ID: FWGLL12MW-088C-0587-GW

Dissolved HPLC

Lot-Sample #...:	A8A310222-007	**Work Order #...:**	KGD0X1AH	**Matrix.....:**	WG
Date Sampled...:	01/31/08 09:35	**Date Received..:**	01/31/08		
Prep Date.....:	02/05/08	**Analysis Date..:**	02/05/08		
Prep Batch #...:	8036189				
Dilution Factor:	1	**Method.....:**	SW846 8330 (Modif		

PARAMETER	RESULT	REPORTING LIMIT	UNITS	MDL
Nitroguanidine	ND	20	ug/L	9.7

METHOD BLANK REPORT

HPLC

Client Lot #...: A8A310222 **Work Order #...:** KGJ681AA **Matrix.....:** WATER
MB Lot-Sample #: G8B050000-189

Prep Date.....: 02/05/08
Analysis Date..: 02/05/08 **Prep Batch #...:** 8036189
Dilution Factor: 1

PARAMETER	RESULT	REPORTING LIMIT	UNITS	METHOD
Nitroguanidine	ND	20	ug/L	SW846 8330 (Modif

NOTE(S):

Calculations are performed before rounding to avoid round-off errors in calculated results.

LABORATORY CONTROL SAMPLE EVALUATION REPORT

HPLC

Client Lot #...: A8A310222 **Work Order #...:** KGJ681AC **Matrix.....:** WATER
LCS Lot-Sample#: G8B050000-189
Prep Date.....: 02/05/08 **Analysis Date..:** 02/05/08
Prep Batch #...: 8036189
Dilution Factor: 1

PARAMETER	PERCENT RECOVERY	RECOVERY LIMITS	METHOD
Nitroguanidine	**111**	**(84 - 123)**	**SW846 8330 (Modified**

NOTE(S):

Calculations are performed before rounding to avoid round-off errors in calculated results.

Bold print denotes control parameters

MATRIX SPIKE SAMPLE EVALUATION REPORT

HPLC

Client Lot #...: A8A310222 **Work Order #...:** KGD0X1AJ-MS **Matrix.....:** WG
MS Lot-Sample #: A8A310222-007 KGD0X1AK-MSD
Date Sampled...: 01/31/08 09:35 **Date Received..:** 01/31/08
Prep Date.....: 02/05/08 **Analysis Date..:** 02/05/08
Prep Batch #...: 8036189
Dilution Factor: 1

PARAMETER	PERCENT RECOVERY	RECOVERY LIMITS	RPD	RPD LIMITS	METHOD
Nitroguanidine	**106**	**(84 - 123)**			**SW846 8330 (Modified**
	111	**(84 - 123)**	**4.6**	**(0-15)**	**SW846 8330 (Modified**

NOTE(S):

Calculations are performed before rounding to avoid round-off errors in calculated results.

Bold print denotes control parameters

****

Varian Star Workstation - RecalcList Wed Feb 06 14:05:05 2008

RecalcList: C:\Star\Sample list\NQ-02.05.2008A.RCL

Created: Tue Feb 05 14:24:58 2008
Modified: Tue Feb 05 23:58:08 2008

****

Line	Sample Type	Sample Name	Data F
1	Verification	E071004F CCV 4	nq-2-5-2008=14;26;30-e071004f ccv 4.
2	Verification	E071004C MRL 1	nq-2-5-2008=14;46;01-e071004c mrl 1.
3	Analysis	A8A310101-7	nq-2-5-2008=15;05;32-a8a310101-7.
4	Analysis	A8A310101-8	nq-2-5-2008=15;25;02-a8a310101-8.
5	Analysis	A8A310101-8MS	nq-2-5-2008=15;44;32-a8a310101-8ms.
6	Analysis	A8A310101-8MSD	nq-2-5-2008=16;04;03-a8a310101-8msd.
7	Analysis	A8A310101-9	nq-2-5-2008=16;23;35-a8a310101-9.
8	Analysis	A8A310101-11	nq-2-5-2008=16;43;06-a8a310101-11.
9	Analysis	A8A310101-12	nq-2-5-2008=17;02;35-a8a310101-12.
10	Analysis	A8A310101-13	nq-2-5-2008=17;22;04-a8a310101-13.
11	Analysis	A8A310101-14	nq-2-5-2008=17;41;34-a8a310101-14.
12	Verification	E071004E CCV 3	nq-2-5-2008=18;01;07-e071004e ccv 3.
13	Verification	E071004C MRL 1	nq-2-5-2008=18;20;43-e071004c mrl 1.
14	Analysis	G8B050000-MB	nq-2-5-2008=18;40;16-g8b050000-mb.
15	Analysis	G8B050000-LCS	nq-2-5-2008=18;59;44-g8b050000-lcs.
16	Analysis	A8A310222-1	nq-2-5-2008=19;19;14-a8a310222-1.
17	Analysis	A8A310222-2	nq-2-5-2008=19;38;43-a8a310222-2.
18	Analysis	A8A310222-3	nq-2-5-2008=19;58;12-a8a310222-3.
19	Verification	E071004E CCV 3	nq-2-5-2008=20;17;40-e071004e ccv 3.
20	Verification	E071004C MRL 1	nq-2-5-2008=20;37;14-e071004c mrl 1.
21	Analysis	A8A310222-4	nq-2-5-2008=20;56;44-a8a310222-4.
22	Analysis	A8A310222-5	nq-2-5-2008=21;16;13-a8a310222-5.
23	Analysis	A8A310222-6	nq-2-5-2008=21;35;42-a8a310222-6.
24	Analysis	A8A310222-7	nq-2-5-2008=21;55;09-a8a310222-7.
25	Analysis	A8A310222-7MS	nq-2-5-2008=22;14;37-a8a310222-7ms.
26	Analysis	A8A310222-7MSD	nq-2-5-2008=22;34;06-a8a310222-7msd.
27	Verification	E071004E CCV 3	nq-2-5-2008=22;53;37-e071004e ccv 3.
28	Verification	E071004C MRL 1	nq-2-5-2008=23;13;11-e071004c mrl 1.
29	Analysis	BLANK	nq-2-5-2008=23;48;00-blank.

GENERAL CHEMISTRY DATA

Ravenna, OH Data Review Checklist

Project Number: 030240.0006.05
Sample Event: January 2008
Data Reviewer/Date: Angye Dragotta/ March 7, 2008

SDG: A8A310101 Rev 0
Analysis: EPA 353.2- Nitrocellulose

Review Questions:	Yes	No	N/A	Comments	Qualifier
1. Did Chain-of-Custody information agree with laboratory report?	✓			COC#: 117213, 336178, 336184;	
2. Were samples preserved properly and received in good condition?	✓			An equipment rinse was collected and named on the COC as FWGEQUIPRINSE4-0612-GW. FWGEQUIPRINSE4-0612-GW was logged and reported by the laboratory as FWGEQUIPRINSE-0612-GW.	QAPP Table 4-2
3. Were holding times met?	✓			Samples collected 1/30/08 and 1/31/08, extracted 2/7/08, hydrolyzed and analyzed on 2/11/08	QAPP Table 4-2 J/UJ/R
4. Were sample storage requirements met?	✓				QAPP Table 4-2
5. Were QAPP specified RLs achieved?	✓				QAPP Table 3.7
6. Were all QAPP-specified target analytes reported?	✓				QAPP Table 3.7
7. Was Acetone used to extract the samples? Was the Acetone evaporated using Nitrogen?	✓				STL SOP Sections 11.4
8. Does the initial calibration curve consist of 5 concentration levels with the low standard near but > MDL?	✓			Instrument FS4; ICAL 2/11/08 Stds- 0, 0.05, 0.2, 0.4, 1, 2	STL SOP Section 10.2 R
9. Was the correlation coefficient >0.995?	✓				STL SOP Section 10.2
10. Was a MRL Level Verification run at the beginning and end of every daily sequence or every 12 hours? Was the %D <30%?	✓			2/11/08@1009,1039,1055	LCG Table 5 >30%=J
11. Was a second source verification (ICV) analyzed after the ICAL? Were all analytes 90-110%?	✓			2/11/08@1007	STL SOP Section 9.8, 10.3, LCG >110%=J; 90-85%=J/UJ; <85%=J/R
12. Was the ICB analyzed after the ICV with results <1/2 the MRL?	✓				STL SOP Section 9.8, LCG < 5x = U
13. Was a CCV run every 10 samples and at the end of the analytical run?	✓			2/11/08@1041, 1057	STL SOP Section 10.4
14. Was the ICV and CCV a mid-level standard from the initial calibration curve?	✓				STL SOP Section 10.3.1

Ravenna, OH Data Review Checklist

Project Number: 030240.0006.05
Sample Event: January 2008
Data Reviewer/Date: Angye Dragotta/ March 7, 2008

SDG: A8A310101 Rev 0
Analysis: EPA 353.2- Nitrocellulose

Review Questions:	Yes	No	N/A	Comments	Qualifier
15. Were all CCV calibration analytes within 90-110%?	✓				STL SOP Section 10.4, LCG >110%=J; 85-90%=J/UJ; <85%=J/R
16. Was the ICB analyzed after the ICV with results <1/2 the MRL?	✓				STL SOP Section 10.4, LCG < 5x = U
17. Was the Nitrocellulose assay available and/or analyzed to be within 10%?	✓				STL SOP Section 7.14.1 R
18. Was a method blank prepared and analyzed with each batch?	✓				
19. Were target analytes reported in the method blank <1/2 the MRL?	✓			ADR checked section;	STL SOP Section 9.4, LCG <5x=B
20. Was a field blank collected and analyzed?	✓			FWGEQUIPRinse-0612-GW	
21. Were target analytes reported in the field blank analyses <1/2 the MRL?	✓				<5x=B
22. Was a field duplicate analyzed? Were the RPDs ≤30%?	✓			FWGLL3mw-DUP3-0603-GW was a field duplicate for FWGLL12mw-107C-0588-GW.	QAPP Table 3-2 RPD > 30% = J
23. Was an LCS prepared and analyzed with each batch? Was the LCS recovery within lab's in-house limits% (37-155%)?	✓				>UL%=J; 50-LL%=J/UJ; <50%=J/R
24. Was a MS/MSD pair prepared with each batch?	✓				
25. Was the MS/MSD parent sample a Ravenna sample?	✓			Sample FWGLL12mw-088c-0587-GW was the parent	
26. Were MS/MSD recoveries 40-140% and RPD ≤20?		✓		Recoveries were within control limits, but MS/MSD RPD was above control limits at 28%. Detected nitrocellulose results flagged as estimated, "J".	QAPP Table 3-2 Method EPA 353.2 Section 9.4.2 >UL%=J; 30-LL%=J/UJ; <30%=J/R

Ravenna, OH Data Review Checklist

Project Number: 030240.0006.05
Sample Event: January 2008
Data Reviewer/Date: Angye Dragotta/ March 7, 2008

SDG: A8A310101 Rev 0
Analysis: EPA 353.2- Nitrocellulose

Review Questions:	Yes	No	N/A	Comments	Qualifier
27. Were sample concentrations within calibration range?	✓				
28. Were laboratory-generated Quality Control Exception Reports issued? If yes, summarize contents.		✓			
30. Were lab comments included in report? If yes, summarize contents.		✓			

References: *STL SOP SAC-WC-0050 "Preparation and Analysis of Nitrocellulose in Aqueous and Soil/Sediment Samples by Colorimetric Autoanalyzer", Jan 2007, rev. 2.0*

Louisville Chemistry Guidelines (LCG), USACE June 2002 version 5

Final Quality Assurance Project Plan (QAPP) Addendum for the Facility-Wide Groundwater Monitoring Program Ravenna Army Ammunition Plant, Ravenna, OH, Portage Environmental September 2004

Additional Comments:

Environmental Quality Mgt., Inc.

Client Sample ID: FWGLL12MW184C-0592-GW

General Chemistry

Lot-Sample #...: A8A310222-001 **Work Order #...:** KGDW6 **Matrix.....:** WG
Date Sampled...: 01/31/08 09:40 **Date Received..:** 01/31/08

PARAMETER	RESULT	RL	UNITS	METHOD	PREPARATION-ANALYSIS DATE	PREP BATCH #
Nitrocellulose	ND	0.50	mg/L	MCAWW 353.2	02/07-02/11/08	8038207

Dilution Factor: 1 MDL.....: 0.12

Environmental Quality Mgt., Inc.

Client Sample ID: FWGEQUIPRINSE-0612-GW

General Chemistry

Lot-Sample #...: A8A310222-002 **Work Order #...:** KGDX4 **Matrix.....:** WG
Date Sampled...: 01/31/08 12:10 **Date Received..:** 01/31/08

PARAMETER	RESULT	RL	UNITS	METHOD	PREPARATION-ANALYSIS DATE	PREP BATCH #
Nitrocellulose	ND	0.50	mg/L	MCAWW 353.2	02/07-02/11/08	8038207

Dilution Factor: 1 MDL.....: 0.12

Environmental Quality Mgt., Inc.

Client Sample ID: FWGLL12MW-154C-0591-GW

General Chemistry

Lot-Sample #...: A8A310222-003 Work Order #...: KGDX6 Matrix.....: WG
Date Sampled...: 01/30/08 16:35 Date Received..: 01/31/08

PARAMETER	RESULT	RL	UNITS	METHOD	PREPARATION-ANALYSIS DATE	PREP BATCH #
Nitrocellulose	0.14 B	0.50	mg/L	MCAWW 353.2	02/07-02/11/08	8038207

Dilution Factor: 1 MDL.....: 0.12

NOTE(S):

RL Reporting Limit

B Estimated result. Result is less than RL.

Environmental Quality Mgt., Inc.

Client Sample ID: FWGLL12MW-107C-0588-GW

General Chemistry

Lot-Sample #...: A8A310222-004 **Work Order #...:** KGD0E **Matrix.....:** WG
Date Sampled...: 01/31/08 09:30 **Date Received..:** 01/31/08

PARAMETER	RESULT	RL	UNITS	METHOD	PREPARATION-ANALYSIS DATE	PREP BATCH #
Nitrocellulose	ND	0.50	mg/L	MCAWW 353.2	02/07-02/11/08	8038207

Dilution Factor: 1 MDL.....: 0.12

Environmental Quality Mgt., Inc.

Client Sample ID: FWGLL12MW-DUP3-0603-GW

General Chemistry

Lot-Sample #...: A8A310222-005 **Work Order #...:** KGD0M **Matrix.....:** WG
Date Sampled...: 01/31/08 09:50 **Date Received..:** 01/31/08

PARAMETER	RESULT	RL	UNITS	METHOD	PREPARATION-ANALYSIS DATE	PREP BATCH #
Nitrocellulose	ND	0.50	mg/L	MCAWW 353.2	02/07-02/11/08	8038207

Dilution Factor: 1 MDL.....: 0.12

Environmental Quality Mgt., Inc.

Client Sample ID: FWGLL3MW-235C-0578-GW

General Chemistry

Lot-Sample #...: A8A310222-006 **Work Order #...:** KGD0V **Matrix.....:** WG
Date Sampled...: 01/31/08 11:30 **Date Received..:** 01/31/08

PARAMETER	RESULT	RL	UNITS	METHOD	PREPARATION-ANALYSIS DATE	PREP BATCH #
Nitrocellulose	ND	0.50	mg/L	MCAWW 353.2	02/07-02/11/08	8038207

Dilution Factor: 1 MDL.....: 0.12

Environmental Quality Mgt., Inc.

Client Sample ID: FWGLL12MW-088C-0587-GW

General Chemistry

Lot-Sample #...: A8A310222-007 **Work Order #...:** KGD0X **Matrix.....:** WG
Date Sampled...: 01/31/08 09:35 **Date Received..:** 01/31/08

PARAMETER	RESULT	RL	UNITS	METHOD	PREPARATION-ANALYSIS DATE	PREP BATCH #
Nitrocellulose	ND	0.50	mg/L	MCAWW 353.2	02/07-02/11/08	8038207

Dilution Factor: 1 MDL.....: 0.12

METHOD BLANK REPORT

General Chemistry

Client Lot #...: A8A310222 **Matrix.....:** WATER

PARAMETER	RESULT	REPORTING LIMIT	UNITS	METHOD	PREPARATION-ANALYSIS DATE	PREP BATCH #
Nitrocellulose		Work Order #: KGPAG1AA		MB Lot-Sample #:	G8B070000-207	
	ND	0.50	mg/L	MCAWW 353.2	02/07-02/11/08	8038207
		Dilution Factor: 1				

NOTE(S):

Calculations are performed before rounding to avoid round-off errors in calculated results.

LABORATORY CONTROL SAMPLE EVALUATION REPORT

General Chemistry

Client Lot #...: A8A310222 **Matrix.....:** WATER

PARAMETER	PERCENT RECOVERY	RECOVERY LIMITS	METHOD	PREPARATION-ANALYSIS DATE	PREP BATCH #
Nitrocellulose		Work Order #: KGPAG1AC LCS Lot-Sample#: G8B070000-207			
	98	(37 - 155)	MCAWW 353.2	02/07-02/11/08	8038207
		Dilution Factor: 1			

NOTE(S):

Calculations are performed before rounding to avoid round-off errors in calculated results.

MATRIX SPIKE SAMPLE EVALUATION REPORT

General Chemistry

Client Lot #...: A8A310222 **Matrix.....:** WG
Date Sampled...: 01/31/08 09:35 **Date Received..:** 01/31/08

PARAMETER	PERCENT RECOVERY	RECOVERY LIMITS	RPD	RPD LIMITS	METHOD	PREPARATION-ANALYSIS DATE	PREP BATCH #
Nitrocellulose		WO#: KGD0X1AF-MS/KGD0X1AG-MSD				MS Lot-Sample #: A8A310222-007	
	98	(37 - 155)			MCAWW 353.2	02/07-02/11/08	8038207
	130 *	(37 - 155)	28	(0-15)	MCAWW 353.2	02/07-02/11/08	8038207
		Dilution Factor: 1					

NOTE(S):

Calculations are performed before rounding to avoid round-off errors in calculated results.

* Relative percent difference (RPD) is outside stated control limits.

Severn Trent
Sacramento Laboratory

NITROCELLULOSE

(SOP # SAC-WC-0050, Rev.0)

ANALYST LHERNANDEZ
CHECKED BY JDC
BATCH NO. 8040058, 8038207

DATE 02/11/08 11:15
DATE 2.12.08
INST - FS4

METHOD NO. 353.2
PROJECT NO. G8B080358, A8A310222

FILE 021108A

$RL_S = 5 mg/kg$ (MDL = .78) / $RL_A = 0.5 mg/L$ (MDL = .124)

	Lab ID	Time	Standard Conc. mg/L	Cup #	Sample Aliquot gram	Sample Aliquot mL	Extract Volume mL	Dilution	Height	$NO_3 + NO_2$ Raw Result	Nitrocellulose mg/L	Nitrocellulose ug/g	Nitrocellulose Recovery	Nitrocellulose Check
											Slope = 1.6189E+05			
											Intercept = 1.5591E+02			
											Correlation = 0.999985			
1	Cal 0	09:53	0	0					241.8912	0.000531				
2	Cal 1	09:55	0.05	102					7709.452	0.046658				
3	Cal 2	09:57	0.2	103					31839.66	0.195711				
4	Cal 3	09:59	0.4	104					65743.66	0.405137				
5	Cal 4	10:01	1	105					162848.7	1.004956			%Nitrocellulose Assay = 0.111	
6	Cal 5	10:03	2	106					323452.3	1.997007				
7	Blank	10:05		0				1	59.26225	-0.000597				
8	ICV 1PPM NOx	10:07	1	107				1	164753.4	1.016721			101.7%	
9	MRL 0.05PPM	10:09	0.05	102				1	9583.105	0.058232			116.5%	
10	NO2 1PPM	10:11	1	108				1	171192.4	1.056495			105.6%	
11	NO3 1PPM	10:13	1	109				1	162141.8	1.000589			100.1%	
12	blank	10:15		0				1	52.97549	-0.000636				
13	Baseline	10:17		0				1	0	-0.000963				
14	MB-S 8040058	10:19		201	10		40	1	3654.877	0.021613		0.78		< RL
15	LCS-S 8040058	10:21	50.1	202	10		40	1	157684.8	0.973059		35.10	70.1%	
16	G8B080358-1	10:23		203	2		40	1	117273.6	0.723438		130.00 ✓		
17	MB-A 8038207	10:25		204		100	40	1	4444.965	0.026494	0.095	ND		< RL
18	LCS-A 8038207	10:27	2.004	205		100	40	1	88201.65	0.543860	1.96		98%	
19	A8A310222-1	10:29		206		100	40	1	4340.281	0.025847	0.093	ND		< RL
20	A8A310222-2	10:31		207		100	40	1	5429.998	0.032578	0.12	ND		< RL
21	A8A310222-3	10:33		208		100	40	1	6240.832	0.037587	0.14 ✓			< RL
22	A8A310222-4	10:35		209		100	40	1	4757.756	0.028426	0.1	ND		< RL
23	A8A310222-5	10:37		210		100	40	1	4986.707	0.029840	0.11	ND		< RL
24	MRL 0.05PPM	10:39	0.05	102				1	7912.01	0.047910			95.8%	
25	CCV Cal 4	10:41	1	105				1	164882.5	1.017519			101.8%	
26	Blank	10:43		0				1	50.37307	-0.000652				
27	Baseline	10:45		0				1	0	-0.000963				
28	A8A310222-6	10:47		211		100	40	1	4032.632	0.023947	0.086	ND		< RL
29	A8A310222-7	10:49		212		100	40	1	3767.627	0.022310	0.08	ND		< RL
30	A8A310222-7S	10:51	2.004	213		100	40	1	88546.3	0.545989	1.97			
31	A8A310222-7D	10:53	2.004	214		100	40	1	117018.9	0.721865	2.6		129.7%	
32	MRL 0.05PPM	10:55	0.05	102				1	8062.131	0.048837			97.7%	
33	CCV Cal 4	10:57	1	105				1	164275.9	1.013772			101.4%	
34	Blank	10:59		0				1	65.46753	-0.000559				

Nitrocellulose = (NO3 + NO2) * Prep Factor / 0.111

Severn Trent
Sacramento Laboratory

NITROCELLULOSE

(SOP # SAC-WC-0050, Rev.0)

ANALYST LHERNANDEZ DATE 02/11/08 11:15 METHOD NO. 353.2 FILE 021108A

CHECKED BY DATE PROJECT NO. G8B080358, A8A310222

BATCH NO. 8040058, 8038207 INST - FS4

	Lab ID	Time	Standard Conc. mg/L	Cup #	Sample Aliquot gram	Sample Aliquot mL	Extract Volume mL	Dilution	Height	$NO_3 + NO_2$ Raw Result	Nitrocellulose			
35	Baseline	11:01		0				1	0	-0.000963				

Nitrocellulose = (NO3 + NO2) * Prep Factor / 0.111

Matrix Spike / Matrix Spike Duplicate Recovery and RPD Outlier Report

Method Batch : 8038207 **Analysis Method :** 353.2 Modified **Analysis Date :** 02/11/2008

Preparation Batch : 8038207 **Preparation Type :** 3535 **Preparation Date :** 02/07/2008

Lab Reporting Batch : A8A310222 **Lab ID:** STLCAN

Client Sample ID	Lab Sample ID	Matrix	Analyte Name	Reported *		Project Limits (Percent)			
				Percent Recovery	RPD	Rejection Point**	Lower Limit	Upper Limit	RPD
FWGLL12MW-088C-058	A8A310222007D	AQ	Nitrocellulose		28	30.00	40.00	140.00	20.00

Associated Samples: All samples in Method Batch

Client Sample ID	Lab Sample ID
FWGEQUIPRINSE-0612-GW	A8A310222002
FWGLL12MW-088C-0587-GW	A8A310222007
FWGLL12MW-107C-0588-GW	A8A310222004
FWGLL12MW-154C-0591-GW	A8A310222003
FWGLL12MW184C-0592-GW	A8A310222001
FWGLL12MW-DUP3-0603-GW	A8A310222005
FWGLL3MW-235C-0578-GW	A8A310222006

* Only those Percent Recovery and/or RPD values outside project limits are listed in this report.
** Metal are also assessed against an upper rejection point of 150 percent for waters and 200 percent for soils and sediments

Project Number and Name: ***030240.0006 - Ravenna***

QC Outlier Report: Non-Qualified Outliers for Reporting Limits
(Sample is non-detect but reported result exceeds project requirements for reporting limit)

Lab Report Batch: A8A310222 **Lab ID:** STLCAN

Client Sample ID	Lab Sample ID	Analysis Method	Matrix	Analyte Name	Lab Qualifier	Result	Reporting Limit Criteria*	Units
FWGEQUIPRINSE-0612-	A8A310222002	8330	AQ	2-Nitrotoluene	U	0.50	0.20	ug/L
				3-Nitrotoluene	U	0.50	0.20	ug/L
				4-Nitrotoluene	U	0.50	0.20	ug/L
FWGLL12MW-088C-0587-	A8A310222007	8330	AQ	2-Nitrotoluene	U	0.50	0.20	ug/L
				3-Nitrotoluene	U	0.50	0.20	ug/L
				4-Nitrotoluene	U	0.50	0.20	ug/L
FWGLL12MW-107C-0588-	A8A310222004	8330	AQ	2-Nitrotoluene	U	0.50	0.20	ug/L
				3-Nitrotoluene	U	0.50	0.20	ug/L
				4-Nitrotoluene	U	0.50	0.20	ug/L
FWGLL12MW-154C-0591-	A8A310222003	8330	AQ	2-Nitrotoluene	U	0.50	0.20	ug/L
				3-Nitrotoluene	U	0.50	0.20	ug/L
				4-Nitrotoluene	U	0.50	0.20	ug/L
FWGLL12MW184C-0592-	A8A310222001	8330	AQ	2-Nitrotoluene	U	0.50	0.20	ug/L
				3-Nitrotoluene	U	0.50	0.20	ug/L
				4-Nitrotoluene	U	0.50	0.20	ug/L
FWGLL12MW-DUP3-0603	A8A310222005	8330	AQ	2-Nitrotoluene	U	0.50	0.20	ug/L
				3-Nitrotoluene	U	0.50	0.20	ug/L
				4-Nitrotoluene	U	0.50	0.20	ug/L
FWGLL3MW-235C-0578-	A8A310222006	8330	AQ	2-Nitrotoluene	U	0.50	0.20	ug/L
				3-Nitrotoluene	U	0.50	0.20	ug/L
				4-Nitrotoluene	U	0.50	0.20	ug/L

* Reporting Limit Criteria = (Dilution Factor) * (Reporting Limit from the reference project library) * (Percent Moisture Correction)
Percent Moisture Correction:
Soil: 100 / (100 - Percent Moisture)
Water: 1

Project Number and Name: **030240.0006 - Ravenna**

Reporting Limits Outlier Report (detected results reported below the reporting limit)

Lab Report Batch: A8A310222 **Lab ID:** STLCAN

Client Sample ID	Lab Sample ID	Analysis Method	Matrix	Analyte Name	Lab Qualifier	Result	EDD Reporting Limit	Units
FWGLL12MW-154C-0591-	A8A310222003	353.2 Modified	AQ	Nitrocellulose	B	0.14	0.50	mg/L

Technical Completeness Report

Project No. / Name : *030240.0006 / Ravenna*

Analytical Method	Total Number of Analytes	Number of Rejects	Percent Completeness
353.2 Modified	7	0	100.0
8330	112	0	100.0
SW8330 Modified	7	0	100.0
Total	***126***	***0***	***100.0***

Note:

$$\text{Percent Completeness} = \frac{\text{Number of Useable Results}}{\text{Number of Reported Results}} * 100\ \%$$

[Useable results are qualified but not Rejected data]

Data Verification Summary

Site: Ravenna Army Ammunition Plant
Sampling Event: January 2008
STL Sample Delivery Group: A8A310224 **Date:** March 13, 2008
COC#: 336184,336178,117213 **Revision:** 0

Data Validator: Angye Dragotta/Environmental Quality Management, Inc. (EQM, Inc.)

QA/QC Summary

On January 30 and January 31, 2008 the following samples were collected from groundwater-monitoring wells at Ravenna Army Ammunition Plant and analyzed as part of SDG A8A310224.

Field Sample ID	Analytes	Method
FWGLL12mw-235c-0578-GW	VOCs SVOCs Pesticides PCBs Cyanide	SW846 8260B SW846 8270C SW846 8081A SW846 8082 SW846 9012A
FWGLL12mw-184c-0592-GW	VOCs SVOCs Pesticides PCBs Cyanide Nitrate	SW846 8260B SW846 8270C SW846 8081A SW846 8082 SW846 9012A SW846 353.2
FWGEQUIPRinse4-0612-GW		
FWGLL12mw-154c-0591-GW		
FWGLL12mw-107c-0588-GW		
FWGLL12mw-DUP3-0603-GW		
FWGLL12mw-088c-0587-GW		
FWGLL12mw-088c-0587-GW	TAL23 Metals	SW846 6010B/6020/7470A
FWGEQUIPRinse4-0612- GF		
FWGLL12mw-154c-0591- GF		
FWGLL12mw-107c-0588- GF		
FWGLL12mw-DUP3-0603- GF		
FWGLL12mw-235c-0578- GF		
FWGLL12mw-088c-0587- GF		
FWGTeam1-Trip	VOCs	SW846 8260B
FWGTeam2-Trip		
FWGTeam3-Trip		
FWGTeam3-Trip013008		

The data presented in this report were evaluated according to the *Final Quality Assurance Project Plan Addendum for the Facility-Wide Groundwater Monitoring Program Ravenna Army Ammunition Plant Ravenna, OH, Portage Environmental, September 2004.* The following documents will be used as needed to supplement the project documentation: *Louisville Chemistry Guidelines, USACE, June 2002 version 5, EPA National Functional Guidelines (NFG) for Organic Data Review, EPA-540/R-99-008, October 1999, NFG for Inorganic Data Review, EPA-540/R-04-004, October 2004*, Analytical Methods, and Laboratory Standard Operating Procedures. These objectives represent accuracy and precision performance goals for each analytical method.

Data Verification Summary

Site: Ravenna Army Ammunition Plant
Sampling Event: January 2008
STL Sample Delivery Group: A8A310224 **Date:** March 13, 2008
COC#: 336184,336178,117213 **Revision:** 0

Sample coolers were received between 1.1 and 4.8°C. Upon receipt, it was documented by the laboratory that the samples were not frozen and were received in good condition. No qualifications were made to sample results based on temperatures less than 2°C.

The completeness objective for the project was 90%. The completeness objective was met for this SDG, 98.9%. Limitations, if any, on the data are indicated with qualifiers detailed below.

SUMMARY OF QUALIFICATIONS AND QC OUTLIERS:

Sample ID	Method	Analyte	Concentration (µg/L)	Lab Flag	Ver Flag	Reason
FWEQUIPRINSE4-0612-GW	8270C RE	3,3'-Dichlorobenzidine	5.0	U	UJ	Sample extracted out of hold but within 2x hold time
	353.2	Nitrate	0.02mg/L	BJ	BJ	B = Result was less than 5x the MB value; J = Result was between the MDL and RL.
	8260B	2-Butanone	2.3	J	J	Result was between the MDL and RL; MRL check recovered below control limits
		Chloroform	0.75	J	J	Result was between the MDL and RL
		Bromoform	1.0	U	UJ	MRL check recovered below control limits
		Dibromochloromethane	1.0	U	UJ	
		Methylene Chloride	2.0	U	UJ	
		Acetone	4.4	J	BJ	B=Result was less than 10x TB value J=Result was between the MDL and RL; MRL check recovered below control limits
	8270C	All Analytes	Various	U	UJ	Surrogates recovered below control limits
		Benzoic Acid	10	U	R	LCS recovered below 10%; Surrogates recovered below control limits
		Hexachlorocyclopentadiene	10	U	R	
	6010B	Potassium	154	BJ	J	Result was between the MDL and RL
FWGLL12mw-088C-0587-GF	6010B	Nickel	6.4	J	J	Result was between the MDL and RL

Data Verification Summary

Site: Ravenna Army Ammunition Plant
Sampling Event: January 2008
STL Sample Delivery Group: A8A310224
COC#: 336184,336178,117213

Date: March 13, 2008
Revision: 0

Sample ID	Method	Analyte	Concentration (µg/L)	Lab Flag	Ver Flag	Reason
FWGLL12mw-088C-0587-GF	6020	Iron	2860	J	J	Laboratory duplicate RPD was above control limits
		Zinc	3.3	BJ	BJ	B=Result was less than 5x MB value J= Result was between the MDL and RL; Lab duplicate RPD was above control limits
FWGLL12mw-088C-0587-GW	8270C RE	3,3'-Dichlorobenzidine	5.0	U	UJ	Sample extracted out of hold but within 2x hold time; MS recovered below control limits
	8260B	2-Butanone	6.6	J	J	Result was between the MDL and RL; MRL check recovered below control limits
		4-Methyl-2-Pentanone	0.36	J	J	Result was between the MDL and RL
		Bromoform	1.0	U	UJ	MRL check recovered below control limits
		Dibromochloromethane	1.0	U	UJ	
		Methylene Chloride	2.0	U	UJ	
		Acetone	58	-	BJ	B=Result was less than 10x TB value J=MRL check recovered below control limits
	8270C	Benzoic Acid	10	U	R	LCS recovered below 10%
		Hexachlorocyclopentadiene	10	U	R	LCS recovered below 10%; MS recovered below control limits
FWGLL12mw-107C-0588-GF	6020	Iron	2090	J	J	Laboratory duplicate RPD was above control limits
		Zinc	3.9	BJ	BJ	B=Result was less than 5x MB value J= Result was between the MDL and RL; Lab duplicate RPD was above control limits
FWGLL12mw-107C-0588-GW	8270C RE	3,3'-Dichlorobenzidine	5.0	U	UJ	Sample extracted out of hold but within 2x hold time

Data Verification Summary

Site: Ravenna Army Ammunition Plant
Sampling Event: January 2008
STL Sample Delivery Group: A8A310224
COC#: 336184,336178,117213

Date: March 13, 2008
Revision: 0

Sample ID	Method	Analyte	Concentration (µg/L)	Lab Flag	Ver Flag	Reason
FWGLL12mw-107C-0588-GW	353.2	Nitrate	0.3mg/L	J	J	Result was between the MDL and RL
	8260B	2-Butanone	10	U	UJ	MRL check recovered below control limits
		Bromoform	1.0	U	UJ	
		Dibromochloromethane	1.0	U	UJ	
		Methylene Chloride	2.0	U	UJ	
		Acetone	10	U	UJ	
	8270C	Benzoic Acid	10	U	R	LCS recovered below 10%
		Hexachlorocyclopentadiene	10	U	R	
		Bis(2-ethylhexyl)phthalate	0.91	J	J	Result was between the MDL and RL; Field duplicate RPD was above control limits
FWGLL12mw-154C-0591-GF	6010B	Cobalt	4.7	B	J	Results were between the MDL and RL
		Vanadium	7.8	B	J	
	6020	Antimony	0.33	B	J	
		Beryllium	0.24	B	J	
		Iron	53200	J	J	Laboratory duplicate RPD was above control limits
		Zinc	39.3	J	J	
FWGLL12mw-154C-0591-GW	8270C RE	3,3'-Dichlorobenzidine	5.0	U	UJ	Sample extracted out of hold but within 2x hold time
	8081A	All Analytes	Various	U	UJ	Surrogate recovery was below control limits
		beta-BHC	0.026	J	J	Surrogate recovery was below control limits; result was between the MDL and RL
	8082	All Analytes	0.50	U	UJ	Surrogate recovery was below control limits
	353.2	Nitrate	0.06mg/L	BJ	BJ	B=Result was less than 5x MB value J= Result was between the MDL and RL
	8260B	2-Butanone	10	U	UJ	MRL check recovered below control limits
		Bromoform	1.0	U	UJ	
		Dibromochloromethane	1.0	U	UJ	
		Methylene Chloride	2.0	U	UJ	
		Acetone	10	U	UJ	

Data Verification Summary

Site: Ravenna Army Ammunition Plant
Sampling Event: January 2008
STL Sample Delivery Group: A8A310224
COC#: 336184,336178,117213

Date: March 13, 2008
Revision: 0

Sample ID	Method	Analyte	Concentration (µg/L)	Lab Flag	Ver Flag	Reason
FWGLL12mw-154C-0591-GW	8270C	Benzoic Acid	10	U	R	LCS recovered below 10%
		Hexachlorocyclopentadiene	10	U	R	
		Bis(2-ethylhexyl)phthalate	1.3	J	J	Result was between the MDL and RL
FWGLL12mw-184C-0592-GF	6020	Iron	2410	J	J	Laboratory duplicate RPD was above control limits
		Zinc	6.0	BJ	BJ	B=Result was less than 5x MB value J= Result was between the MDL and RL; Lab duplicate RPD was above control limits
FWGLL12mw-184C-0592-GW	353.2	Nitrate	0.07mg/L	BJ	BJ	B=Result was less than 5x MB value J= Result was between the MDL and RL
	8270C RE	3,3'-Dichlorobenzidine	5.0	U	UJ	Sample extracted out of hold but within 2x hold time
	8260B	2-Butanone	10	U	UJ	MRL check recovered below control limits
		Bromoform	1.0	U	UJ	
		Dibromochloromethane	1.0	U	UJ	
		Methylene Chloride	2.0	U	UJ	
		Acetone	10	U	UJ	
	8270C	Benzoic Acid	10	U	R	LCS recovered below 10%
		Hexachlorocyclopentadiene	10	U	R	
FWGLL12mw-Dup3-0603-GF	6020	Iron	2360	J	J	Laboratory duplicate RPD was above control limits
		Zinc	3.3	BJ	BJ	B=Result was less than 5x MB value J= Result was between the MDL and RL; Lab duplicate RPD was above control limits
FWGLL12mw-Dup3-0603-GW	8270C RE	3,3'-Dichlorobenzidine	5.0	U	UJ	Sample extracted out of hold but within 2x hold time
		Bis(2-ethylhexyl)phthalate	73	-	J	Field duplicate RPD was above control limits

Data Verification Summary

Site: Ravenna Army Ammunition Plant
Sampling Event: January 2008
STL Sample Delivery Group: A8A310224
COC#: 336184,336178,117213

Date: March 13, 2008
Revision: 0

Sample ID	Method	Analyte	Concentration (ug/L)	Lab Flag	Ver Flag	Reason
FWGLL12mw-Dup3-0603-GW	8260B	2-Butanone	10	U	UJ	MRL check recovered below control limits
		Bromoform	1.0	U	UJ	
		Dibromochloromethane	1.0	U	UJ	
		Methylene Chloride	2.0	U	UJ	
		Acetone	10	U	UJ	
	8270C	Benzoic Acid	10	U	R	LCS recovered below 10%
		Hexachlorocyclopentadiene	10	U	R	
		Di-n-butyl phthalate	0.81	J	J	Result was between the MDL and RL; Field duplicate RPD was above control limits
		Di-n-octyl phthalate	5.5	-	J	Field duplicate RPD was above control limits
FWGLL12mw-235C-0578-GF	6010B	Barium	2.5	BJ	J	Results were between the MDL and RL
		Nickel	8.9	B	J	
		Potassium	757	BJ	J	
	6020	Cadmium	0.28	B	J	
		Iron	703	J	J	Laboratory duplicate RPD was above control limits
		Zinc	16.6	J	B	B=Result was less than 5x MB value J= Lab duplicate RPD was above control limits
FWGLL12mw-235C-0578-GW	8270C RE	3,3'-Dichlorobenzidine	5.0	U	UJ	Sample extracted out of hold but within 2x hold time
	8260B	2-Butanone	10	U	UJ	MRL check recovered below control limits
		Bromoform	1.0	U	UJ	
		Dibromochloromethane	1.0	U	UJ	
		Methylene Chloride	2.0	U	UJ	
		Acetone	10	U	UJ	
	8270C	Benzoic Acid	10	U	R	LCS recovered below 10%
		Hexachlorocyclopentadiene	10	U	R	
FWGTEAM1-TRIP	8260B	2-Butanone	10	U	UJ	MRL check recovered below control limits
		Bromoform	1.0	U	UJ	
		Dibromochloromethane	1.0	U	UJ	
		Methylene Chloride	2.0	U	UJ	
		Acetone	6.2	J	J	MRL check recovered below control limits; result was between the MDL and RL

Data Verification Summary

Site: Ravenna Army Ammunition Plant
Sampling Event: January 2008
STL Sample Delivery Group: A8A310224
COC#: 336184,336178,117213

Date: March 13, 2008
Revision: 0

Sample ID	Method	Analyte	Concentration (µg/L)	Lab Flag	Ver Flag	Reason
FWGTEAM1-TRIP	8260B	4-Methyl-2-Pentanone	0.36	J	J	Result was between the MDL and RL
FWGTEAM2-TRIP	8260B	2-Butanone	10	U	UJ	MRL check recovered below control limits
		Bromoform	1.0	U	UJ	
		Dibromochloromethane	1.0	U	UJ	
		Methylene Chloride	2.0	U	UJ	
		Acetone	6.5	J	J	MRL check recovered below control limits; result was between the MDL and RL
FWGTEAM3-TRIP	8260B	2-Butanone	10	U	UJ	MRL check recovered below control limits
		Bromoform	1.0	U	UJ	
		Dibromochloromethane	1.0	U	UJ	
		Methylene Chloride	2.0	U	UJ	
		Acetone	7.8	J	J	MRL check recovered below control limits; result was between the MDL and RL
FWGTEAM3-TRIP013008	8260B	2-Butanone	10	U	UJ	MRL check recovered below control limits
		Bromoform	1.0	U	UJ	
		Bromomethane	1.0	U	UJ	
		Dibromochloromethane	1.0	U	UJ	
		Methylene Chloride	2.0	U	UJ	
		Acetone	6.5	J	J	MRL check recovered below control limits; result was between the MDL and RL

J = Analyte concentration is considered an estimated value.
MDL = Method Detection Limit
RL = reporting limit
MB = Method Blank
B = Analyte was found in an associated blank
MS/MSD = Matrix Spike/Matrix Spike Duplicate
" – " = No lab qualifier

U = Analyte is not detected.
R = Result is non-usable
LCS = Laboratory Control Sample
MRL = Method Reporting Limit
RPD = Relative Percent Difference
Ver = Verification

VOAs - 8260B

The following QC criteria were reviewed with acceptable results:

- Holding times, preservation, sample handling
- Tuning criteria
- Initial Calibration Criteria including SPCC and CCC compounds
- Internal standard area counts and retention times

- ICV criteria
- Method blank was free from contamination
- LCS recovery criteria
- MS/MSD recovery and RPD criteria
- Surrogate recoveries
- MDL Level Verification
- Field Duplicate RPD criteria

MRL Verification

- The opening MRL percent recoveries had acetone at 56.4%, bromomethane at 136%, methylene chloride at 52.3%, 2-butanone at 68.9% and bromoform at 66.2%.
- The closing MRL percent recoveries had acetone at 166%, bromomethane at 140%, methylene chloride at 18.3%, dibromochloromethane at 69.1%, and bromoform at 56.1%.
- Detected bromomethane results were qualified estimated, "J".
- 2-Butanone, bromoform and dibromochloromethane results were qualified estimated, "J" for detected results and "UJ" for non-detected results.
- Results for acetone and methylene chloride were also qualified as estimated, "J" for detected results and "UJ" for non-detected results. A MDL check was analyzed at the end of the analysis for the acetone and methylene chloride with detected results.

CCV

In the CCV, trans-1,3-dichloropropene %D was 23.4% and bromoform %D was 21.7% (LCG limits $\leq$20%D). No qualifications made to the data since the average %D was less than 20%.

Blanks

- **FWGTeam1-Trip** had acetone detected at 6.2ug/L and 4-methyl-2-pentanone detected at 0.36 ug/L. FWGLL12mw-088c-0587-GW had the acetone result qualified "B". No qualifications were made for 4-methyl-2-pentanone since the contamination was less than ½ MRL.
- **FWGTeam2-Trip** had acetone detected at 6.5 ug/L. There were no detected results; therefore no qualifications were made.
- **FWGEQUIPRinse3-0611-GW** had acetone detected at 4.4ug/L, chloroform at 0.75ug/L, 2-Butanone at 2.3 ug/L and toluene at 1.1ug/L. The acetone and 2-butanone contamination was less than ½ MRL; therefore no qualifications were made. There were no detected results for chloroform and toluene; therefore no qualifications were made.
- **FWGTeam3-Trip** had acetone detected at 7.8 ug/L. FWGEQUIPRinse4-0612-GW had the acetone qualified "B".
- **FWGTeam3-Trip013008** had acetone detected at 6.5ug/L. There were no detected results; therefore no qualifications were made.

Site: Ravenna Army Ammunition Plant
Sampling Event: January 2008
STL Sample Delivery Group: A8A310224 **Date:** March 13, 2008
COC#: 336184,336178,117213 **Revision:** 0

LCS Recoveries
Total xylene was below laboratory limits of 90-114% at 89%. No qualifications made as recoveries were within LCG limits of 75-118%

SVOCs- 8270C
The following QC criteria were reviewed with acceptable results:

- Preservation and sample handling
- Tuning criteria
- Initial Calibration criteria including CCC and SPCC compounds
- ICV criteria
- Internal standard area counts and retention times
- Method blank and Equipment rinse were free from contamination
- MDL verification

Holding Time
Samples were collected 1/30/08 and 1/31/08. Samples were extracted on 2/3/08, 2/12/08 and 2/14/08. Due to LCS outliers for benzoic acid, hexachlorocyclopentadiene and 3,3'-dichlorobenzidine, the samples were reextracted outside seven day hold time but less than 2x hold time on 2/12/08. Only 3,3'-dichlorobenzidine was reported from the second extraction and results were flagged as estimated, "J" for detected results and "UJ" for non-detected results. In addition, due to surrogate failures, the samples were extracted a third time for 3,3'-dichlorobenzidine. The results from the third extraction were also flagged as estimated "J" for detected results and "UJ" for non-detected results.

Initial Calibration

- ICAL on 1/31/08 - 4-chloroaniline had manual integrations for all curve levels. Per LCG, "manual integration is NOT acceptable for initial calibrations, except for the low level calibration concentrations (1st and 2nd point of the curve.)"
- ICAL on 2/15/08 - Ideno(1,2,3-cd) pyrene had manual integrations for curve level L9. Per LCG, "manual integration is NOT acceptable for initial calibrations, except for the low level calibration concentrations (1st and 2nd point of the curve.)"
- No qualifications were made based on manually integrated calibration points, as LCG does not provide any specific guidance for flagging.

MRL Verification

- 2/6/08@1002- Hexachlorocyclopentadiene recovered at 64.97%, below control limits of 70-130%. LCG requires sample data for hexachlorocyclopentadiene be flagged as estimated, "J/UJ" based on MRL outlier. However, no additional qualifications were made based on MRL outlier as hexachlorocyclopentadiene results were flagged unusable, "R", based on LCS outliers.

- 2/18/08@2028 - 2,4-Dinitrophenol recovered at 68.5%, below control limits of 70-130%. No qualifications made as samples were being evaluated only for 3,3'-Dichlorobenzene.

CCV

2/6/08@0922- Hexachlorocyclopentadiene %D was 31.34%. LCG requires sample data for hexachlorocyclopentadiene be flagged as estimated, "J/UJ" based on CCV outlier. However, no additional qualifications were made based on CCV outlier as hexachlorocyclopentadiene results were flagged unusable, "R", based on LCS outlier.

LCS Recoveries

Benzoic acid recovered at 28% (30-136%) and hexachlorocyclopentadiene recovered at 17% (30-115%). Benzoic acid and hexachlorocyclopentadiene results were qualified non-usable "R".

Matrix Spike Recoveries

Hexachlorocyclopentadiene recovered below control limits in the MS at 13%. No additional qualifications were made to the sample results based on the MS outlier as hexachlorocyclopentadiene was previously determined unusable due to an LCS outlier. 3,3-Dichlorobenzidine recovered below LCG control limits of 45-135% at 24% in the MS and 32% in MSD. Sample results for 3,3-Dichlorobenzidine flagged as estimated, "J/UJ".

Surrogate Recoveries

- Batch 8045266-Samples FWGLL12mw-184c-0592-GW, FWGEQUIPRINSE4-0612-GW, FWGLL12mw-DUP3-0603-GW, FWGLL12mw-235c-0578-GW, FWGLL12mw-088c-0587-GW, the LCS and the MB had surrogate 2-fluorophenol recover below control limits (50%).
- Batch 8033088 -Samples FWGLL12mw-235c-0578-GW had surrogate 2-fluorophenol recover below control limits (50%).
- No qualifications were made because LCG (Attachment A "Data Validation Guidelines, Section 2.10) allows one surrogate failure without qualification.
- FWGEQUIPRINSE4-0612-GW - 2-Fluorophenol (35%) and 2,4,6-Tribromophenol(25%) were below LCG control limits of 50-150%. The results for FWGEQUIPRINSE4-0612-GW from batch 8033088 were flagged as estimated, "J" for detected results and "UJ" for non-detected results.

FWGLL3mw-DUP3-0604-GW was a field duplicate for FWGLL12mw-107C-0588-GW. Di-n-butly phthalate and di-n-octyl phthalate RPDs were 200%. Bis(2-ethylhexyl)phthalate RPD was 195%. The detected results were qualified estimated "J".

Pesticides- 8081

The following QC criteria were reviewed with acceptable results:

- Holding times, preservation, sample handling
- Initial Calibration criteria

- DDT and Endrin breakdown criteria
- Retention time criteria
- ICV criteria
- The method blank was free from contamination
- Equipment Rinse was free from contamination
- LCS recovery criteria
- MS/MSD percent recoveries and RPD values criteria
- Second Column confirmation criteria
- MDL verification criteria
- Field duplicate RPD criteria

MRL Verification
2/7/08 @ 1135 front column – methoxychlor recovered at 133%. Detected results were qualified estimated "J".
2/7/08@1902 back column - gamma-BHC recovered at 50.99%. There were no detected results for gamma-BHC and back column was used for confirmation only; therefore no qualifications were made.

CCV
Front column

- 2/7/08 @1113-The %D was greater than 15% for the following analytes: 4,4'-DDT, (-16.15%), endrin aldehyde (-17.0%), methoxychlor (-25.66%), and endrin ketone (-18.82%). No qualifications were made as the average %D<15%.
- 2/7/08 @1158-The %D was greater than 15% for one of the Toxaphene peaks (17.8%). No qualifications were made as the average %D<15%.
- 2/7/08@1839- The following analytes had a %D greater than 15%: Heptachlor, endrin, 4,4'-DDT, Endosulfan II, 4,4'-DDD, endrin aldehyde, methoxychlor, Endosulfan sulfate and endrin ketone. AS the average %D was less than 15% and there were no analytes greater than 30%D, no qualifications were made.
- 2/7/08 @2031-The %D was greater than 15% for all of the toxaphene peaks. No qualifications were made as there were no detected concentrations of toxaphene in the samples.

Back Column- No qualifications made for outliers as back column was used for confirmation only.

- 2/7/08 @1839- Endosulfan II, endrin aldehyde, Endosulfan sulfate, and endrin ketone recovered above control limits. Average %D <15%.
- 2/7/08 @2031-The %D was greater than 15% for all of the toxaphene peaks. No qualifications were made as there were no detected concentrations of toxaphene in the samples.

Site: Ravenna Army Ammunition Plant
Sampling Event: January 2008
STL Sample Delivery Group: A8A310224 **Date:** March 13, 2008
COC#: 336184,336178,117213 **Revision:** 0

Surrogate Recovery
DCB recovered below control limits of 50-150% in samples FWGLL12mw-154c-0591-GW (30%), result flagged as estimated, "UJ".

PCBs- 8082
The following QC criteria were reviewed with acceptable results:

- Holding times, preservation, sample handling
- Initial Calibration criteria
- Retention time criteria
- MDL verification criteria
- MRL verification criteria
- ICV and CCV criteria
- The method blank was free from contamination
- Equipment Rinse was free from contamination
- MS/MSD percent recoveries and RPD values criteria
- LCS/LCSD percent recoveries and RPD value criteria
- Field duplicate RPD criteria

Surrogate Recovery
Surrogate DCB recovered below control limits in samples FWGLL12mw-154c-0591-GW (26%) and the LCS (30%). FWGLL12mw-154c-0591-GW was qualified as estimated "UJ".

Metals - 6010B
The following QC criteria were reviewed with acceptable results:

- Holding times, preservation, sample handling
- ICV and CCV criteria
- Interference Check Sample (ICSAB) criteria
- LCS percent recovery
- Matrix spike recovery criteria
- Matrix duplicate RPD values criteria
- MDL Verification criteria
- MRL verification criteria

ICB
Potassium was detected at 146ug/L with a RL of 1000ug/L. The contamination was less than ½ the RL; therefore no qualifications were made.

No qualifications were made due to negative blanks greater than ½ MRL, since the LCG doesn't specifically address negative blank values.

Site: Ravenna Army Ammunition Plant
Sampling Event: January 2008
STL Sample Delivery Group: A8A310224 **Date:** March 13, 2008
COC#: 336184,336178,117213 **Revision:** 0

CCB

- Potassium was detected in bracketing CCBs between 140 and 153 ppb with a RL of 1000 ppb. The contamination was less than ½ the RL; therefore no qualifications were made.
- Selenium was detected at 4.2ug/L and 2.6ug/L in the CCBs analyzed on 2/1/08 at 1606 and 1821, respectively. No qualifications were made, as there were no detected concentrations of selenium in the samples.
- No qualifications were made due to negative blanks greater than ½ MRL, since the LCG doesn't specifically address negative blank values.

Method Blank

- Barium was detected at 0.99ug/L with an RL of 10.0ug/L.
- Calcium was detected at 429ug/L with an RL of 1000ug/L.
- Magnesium was detected at 76.6ug/L with an RL of 1000ug/L.
- Manganese was detected at 1.2ug/L with an RL of 10.0ug/L.
- Potassium was detected at 157ug/L with an RL of 1000ppb.
- There were no qualifications made for barium, calcium, magnesium, manganese or potassium since the MB values were less than ½ the MRL.

Equipment Rinse

Potassium was detected at 154ug/L with an RL of 1000 ug/L. The contamination was less than ½ MRL; therefore no qualifications were made.

Metals - 6020

The following QC criteria were reviewed with acceptable results:

- Holding times, preservation, sample handling
- Internal standard and tune criteria
- Initial Calibration criteria
- ICV and CCV criteria
- MRL verification criteria
- MDL Verification Data
- Interference Check Sample (ICSAB) criteria
- LCS percent recovery
- MS recovery criteria
- Serial Dilution criteria

ICB

- 2/6/08-Beryllium was detected at 0.011ug/L with a RL of 1ug/L.
- 2/7/08- Beryllium was detected at 0.024ug/L and thallium at 0.15ug/L, both with an RL of 1ug/L.
- The contamination was less than ½ the RL; therefore no qualifications were made.

- No qualifications were made due to negative blanks greater than ½ MRL, since the LCG doesn't specifically address blank values.

CCB

- 2/6/08 - Beryllium was detected in bracketing CCBs between 0.0077ug/L and 0.025ug/Lwith a RL of 1ug/L.
- 2/7/08 - Beryllium was detected in bracketing CCBs between 0.013 ug/L and 0.025 ug/L with a RL of 1 ug/L.
- 2/6/08 - Cadmium was detected between 0.01ug/L and 0.017ug/L with a RL of 0.5ug/L.
- 2/7/08 - Cadmium was detected between 0.01 ug/L and 0.016 ug/L with a RL of 0.5 ug/L. 2/7/08 - Thallium was detected at 0.18ug/L with a RL of 1ug/L.
- The contamination was less than ½ the RL for cadmium, beryllium and thallium; therefore no qualifications were made.

Method Blank

- Iron was detected at 49.4ug/L with an RL of 50ug/L.
- Zinc was detected at 5.2ug/L with an RL of 10ug/L.
- Samples with detected concentrations of iron and/or zinc less than 5x the method blank contamination were flagged, "B".

Duplicate RPD

The RPDs for iron was 23% and for zinc 119% in the laboratory duplicate analysis. All detected Iron and zinc results were flagged estimated "J".

Mercury - 7470A

The following QC criteria were reviewed with acceptable results:

- Holding times, preservation, sample handling
- Initial Calibration criteria
- ICV and CCV criteria
- ICB and CCB were free from contamination
- The method blank was free from contamination
- Equipment Rinse was free from contamination
- MRL and MDL verification criteria
- LCS percent recovery
- MS percent recovery
- Matrix Duplicate RPD criteria
- Field Duplicate RPD criteria

No QC outliers noted.

Data Verification Summary

Site: Ravenna Army Ammunition Plant
Sampling Event: January 2008
STL Sample Delivery Group: A8A310224 **Date:** March 13, 2008
COC#: 336184,336178,117213 **Revision:** 0

Cyanide- 9012

The following QC criteria were reviewed with acceptable results:

- Holding times, preservation, sample handling
- Initial Calibration criteria
- ICV and CCV criteria
- MRL Verification Check criteria
- Method Blank was free from contamination
- Equipment Rinse was free from contamination
- LCS/LCSD percent recoveries and RPD criteria
- Field Duplicate RPD criteria
- Matrix Spike/Matrix Spike Duplicate recovery and RPD criteria

No QC outliers noted.

Nitrate-Nitrite 353.2

The following QC criteria were reviewed with acceptable results:

- Holding times, preservation, sample handling
- Initial Calibration criteria
- ICV and CCV criteria
- Instrument blanks free from contamination
- LCS/LCSD percent recoveries and RPD criteria
- MS/MSD percent recoveries and RPD criteria

The method blank had detected concentrations of nitrate at 0.02ug/L. All results with detected concentrations<5x method blank contamination were flagged, "B".

The equipment rinse had nitrate detected at 0.02mg/L. The result was qualified "B" due to method blank contamination. No qualifications were made based on the equipment rinse.

Data Validator: Angye Dragotta
Date: 3/13/08

Senior Data Validator: Heather McDeed
Date: 3/25/08

Sample Qualification Report with Reason Codes (All Results sorted by Client Sample ID)

Client Sample ID : FWGEQUIPRINSE4-0612-GW **Lab Report Batch :** A8A310224 **Lab ID :** STLCAN

Sample Date : 01/31/2008 **Analysis Type: RE** **Sample Matrix :** AQ

Lab Sample ID: A8A310224004

Reviewed By / Date : Angye Dragotta 3/13/2008 **Approved By / Date :** Heather McCoy 3/25/08

Analyte Name	Result	Uncertainty / Error	Result Units	Lab Qual	Rep Res	Overall Qual*	Temp	HT	MB	LCS	MS	Lab Dup	Surr	Rep Limit	Moist Tot/Dis	Field QC	Tune	IC	ICV	CV / CCV	Reason Codes
Analysis Method : 8270C						**Dilution: 1**															
3,3'-Dichlorobenzidine	5.0		ug/L	U	YES	UJ		UJ													D-

* Overall result qualifier reflects summation of qualifiers added during automated data review and any qualifiers added manually for categories not assessed by automated data review

Sample Qualification Report with Reason Codes (All Results sorted by Client Sample ID)

Client Sample ID : FWGEQUIPRINSE4-0612-GW **Lab Report Batch :** A8A310224 **Lab ID :** STLCAN

Sample Date : 01/31/2008 **Analysis Type: RES** **Sample Matrix :** AQ

Lab Sample ID: A8A310224004

Reviewed By / Date : Angye Dragotta 3/13/2008 **Approved By / Date :** Heather Medley 3/25/08

Analyte Name	Result	Uncertainty / Error	Result Units	Lab Qual	Rep Res	Overall Qual*	Temp	HT	MB	LCS	MS	Lab Dup	Surr	Rep Limit	Moist Tot/Dis	Field QC	Tune	IC	ICV	CV / CCV	Reason Codes
Analysis Method : 353.2						**Dilution: 1**															
Nitrate as N (NO3-N)	0.02		mg/L	B J	YES	UJ BJ 3/13/08			U					J							L, F
Analysis Method : 8081A						**Dilution: 1**															
4,4'-DDD	0.030		ug/L	U	YES																
4,4'-DDE	0.030		ug/L	U	YES																
4,4'-DDT	0.030		ug/L	U	YES																
Aldrin	0.030		ug/L	U	YES																
alpha-BHC	0.030		ug/L	U	YES																
alpha-Chordane	0.030		ug/L	U	YES																
beta-BHC	0.030		ug/L	U	YES																
delta-BHC	0.030		ug/L	U	YES																
Dieldrin	0.030		ug/L	U	YES																
Endosulfan I	0.025		ug/L	U	YES																
Endosulfan II	0.025		ug/L	U	YES																
Endosulfan sulfate	0.030		ug/L	U	YES																
Endrin	0.030		ug/L	U	YES																
Endrin aldehyde	0.030		ug/L	U	YES																
Endrin ketone	0.030		ug/L	U	YES																
gamma-BHC	0.030		ug/L	U	YES																
gamma-Chlordane	0.030		ug/L	U	YES																
Heptachlor	0.030		ug/L	U	YES																
Heptachlor epoxide	0.030		ug/L	U	YES																
Methoxychlor	0.10		ug/L	U	YES																
Toxaphene	2.0		ug/L	U	YES																
Analysis Method : 8082						**Dilution: 1**															
Aroclor 1016	0.50		ug/L	U	YES																
Aroclor 1221	0.50		ug/L	U	YES																
Aroclor 1232	0.50		ug/L	U	YES																
Aroclor 1242	0.50		ug/L	U	YES																
Aroclor 1248	0.50		ug/L	U	YES																
Aroclor 1254	0.50		ug/L	U	YES																
Aroclor 1260	0.50		ug/L	U	YES																
Analysis Method : 8260B						**Dilution: 1**															

* Overall result qualifier reflects summation of qualifiers added during automated data review and any qualifiers added manually for categories not assessed by automated data review

Sample Qualification Report with Reason Codes (All Results sorted by Client Sample ID)

Client Sample ID : FWGEQUIPRINSE4-0612-GW **Lab Report Batch :** A8A310224 **Lab ID :** STLCAN

Sample Date : 01/31/2008 **Analysis Type: RES** **Sample Matrix :** AQ

Lab Sample ID: A8A310224004

Reviewed By / Date : Angye Dragotta 3/13/2008 **Approved By / Date :** Heather Hadley 3/25/08

Analyte Name	Result	Uncertainty / Error	Result Units	Lab Qual	Rep Res	Overall Qual*	Temp	HT	MB	LCS	MS	Lab Dup	Surr	Rep Limit	Moist Tot/Dis	Field QC	Tune	IC	ICV	CV / CCV	Reason Codes
Analysis Method : 8260B						**Dilution: 1**															
1,1,1-Trichloroethane	1.0		ug/L	U	YES																
1,1,2,2-Tetrachloroethane	1.0		ug/L	U	YES																
1,1,2-Trichloroethane	1.0		ug/L	U	YES																
1,1-Dichloroethane	1.0		ug/L	U	YES																
1,1-Dichloroethene	1.0		ug/L	U	YES																
1,2-Dibromoethane	1.0		ug/L	U	YES																
1,2-Dichloroethane	1.0		ug/L	U	YES																
1,2-Dichloroethene (total)	1.0		ug/L	U	YES																
1,2-Dichloropropane	1.0		ug/L	U	YES																
2-Butanone	2.3		ug/L	J	YES	J								J							L, BJ
2-Hexanone	10		ug/L	U	YES																
4-Methyl-2-pentanone	10		ug/L	U	YES																
Acetone	4.4		ug/L	J	YES	~~UJ~~ BJ +HT 3/27/08								J		U					O, L, BJ
Benzene	1.0		ug/L	U	YES																
Bromochloromethane	1.0		ug/L	U	YES																
Bromodichloromethane	1.0		ug/L	U	YES																
Bromoform	1.0		ug/L	U	YES	UJ															Pm-
Bromomethane	1.0		ug/L	U	YES	~~UJ~~	dm 3/25/08														~~Pm-~~
Carbon disulfide	1.0		ug/L	U	YES																
Carbon tetrachloride	1.0		ug/L	U	YES																
Chlorobenzene	1.0		ug/L	U	YES																
Chloroethane	1.0		ug/L	U	YES																
Chloroform	0.75		ug/L	J	YES	J								J							L
Chloromethane	1.0		ug/L	U	YES																
cis-1,2-Dichloroethene	1.0		ug/L	U	YES																
cis-1,3-Dichloropropene	1.0		ug/L	U	YES																
Dibromochloromethane	1.0		ug/L	U	YES	UJ															Pm-
Ethylbenzene	1.0		ug/L	U	YES																
M&P-XYLENES	2.0		ug/L	U	YES																
Methylene chloride	2.0		ug/L	U	YES	UJ															Pm-
o-Xylene	1.0		ug/L	U	YES																

Project Number and Name: 030240.0006 - Ravenna **Library Used:** Ravenna GW

ADR 8.1 Report Date: 3/13/2008 13:41

* Overall result qualifier reflects summation of qualifiers added during automated data review and any qualifiers added manually for categories not assessed by automated data review

Sample Qualification Report with Reason Codes (All Results sorted by Client Sample ID)

Client Sample ID : FWGEQUIPRINSE4-0612-GW **Lab Report Batch :** A8A310224 **Lab ID :** STLCAN

Sample Date : 01/31/2008 **Analysis Type: RES** **Sample Matrix :** AQ

Lab Sample ID: A8A310224004

Reviewed By / Date : Angye Dragotta 3/13/2008 **Approved By / Date :** Heather McCoy 3/25/08

Analyte Name	Result	Uncertainty / Error	Result Units	Lab Qual	Rep Res	Overall Qual*	Temp	HT	MB	LCS	MS	Lab Dup	Surr	Rep Limit	Moist Tot/Dis	Field QC	Tune	IC	ICV	CV / CCV	Reason Codes
Analysis Method : 8260B						**Dilution: 1**															
Styrene	1.0		ug/L	U	YES																
Tetrachloroethene	1.0		ug/L	U	YES																
Toluene	1.1		ug/L		YES																
TOTAL XYLENES	2.0		ug/L	U	YES																
trans-1,2-Dichloroethene	1.0		ug/L	U	YES																
trans-1,3-Dichloropropene	1.0		ug/L	U	YES																
Trichloroethene	1.0		ug/L	U	YES																
Vinyl chloride	1.0		ug/L	U	YES																
Analysis Method : 8270C						**Dilution: 1**															
1,2,4-Trichlorobenzene	1.0		ug/L	U	YES	UJ							UJ								G-
1,2-Dichlorobenzene	1.0		ug/L	U	YES	UJ							UJ								G-
1,3-Dichlorobenzene	1.0		ug/L	U	YES	UJ							UJ								G-
1,4-Dichlorobenzene	1.0		ug/L	U	YES	UJ							UJ								G-
2,2-OXYBIS (1-CHLOROPROPANE)	1.0		ug/L	U	YES	UJ							UJ								G-
2,4,5-Trichlorophenol	5.0		ug/L	U	YES	UJ							UJ								G-
2,4,6-Trichlorophenol	5.0		ug/L	U	YES	UJ							UJ								G-
2,4-Dichlorophenol	2.0		ug/L	U	YES	UJ							UJ								G-
2,4-Dimethylphenol	2.0		ug/L	U	YES	UJ							UJ								G-
2,4-Dinitrophenol	5.0		ug/L	U	YES	UJ							UJ								G-
2,4-Dinitrotoluene	5.0		ug/L	U	YES	UJ							UJ								G-
2,6-Dinitrotoluene	5.0		ug/L	U	YES	UJ							UJ								G-
2-Chloronaphthalene	1.0		ug/L	U	YES	UJ							UJ								G-
2-Chlorophenol	1.0		ug/L	U	YES	UJ							UJ								G-
2-Methylnaphthalene	0.20		ug/L	U	YES	UJ							UJ								G-
2-Methylphenol	1.0		ug/L	U	YES	UJ							UJ								G-
2-Nitroaniline	2.0		ug/L	U	YES	UJ							UJ								G-
2-Nitrophenol	2.0		ug/L	U	YES	UJ							UJ								G-
3-Nitroaniline	2.0		ug/L	U	YES	UJ							UJ								G-
4,6-Dinitro-2-methylphenol	5.0		ug/L	U	YES	UJ							UJ								G-
4-Bromophenyl phenyl ether	2.0		ug/L	U	YES	UJ							UJ								G-
4-Chloro-3-methylphenol	2.0		ug/L	U	YES	UJ							UJ								G-

* Overall result qualifier reflects summation of qualifiers added during automated data review and any qualifiers added manually for categories not assessed by automated data review

Sample Qualification Report with Reason Codes (All Results sorted by Client Sample ID)

Client Sample ID : FWGEQUIPRINSE4-0612-GW **Lab Report Batch :** A8A310224 **Lab ID :** STLCAN

Sample Date : 01/31/2008 **Analysis Type: RES** **Sample Matrix :** AQ

Lab Sample ID: A8A310224004

Reviewed By / Date : Angye Dragotta 3/13/2008 **Approved By / Date :** Heather McCoy 3/25/08

Analyte Name	Result	Uncertainty / Error	Result Units	Lab Qual	Rep Res	Overall Qual*	Temp	HT	MB	LCS	MS	Lab Dup	Surr	Rep Limit	Moist Tot/Dis	Field QC	Tune	IC	ICV	CV / CCV	Reason Codes
Analysis Method : 8270C						**Dilution: 1**															
4-Chloroaniline	2.0		ug/L	U	YES	UJ							UJ								G-
4-Chlorophenyl phenyl ether	2.0		ug/L	U	YES	UJ							UJ								G-
4-Methylphenol	1.0		ug/L	U	YES	UJ							UJ								G-
4-Nitroanaline	2.0		ug/L	U	YES	UJ							UJ								G-
4-Nitrophenol	5.0		ug/L	U	YES	UJ							UJ								G-
Acenaphthene	0.20		ug/L	U	YES	UJ							UJ								G-
Acenaphthylene	0.20		ug/L	U	YES	UJ							UJ								G-
Anthracene	0.20		ug/L	U	YES	UJ							UJ								G-
Benzo(a)anthracene	0.20		ug/L	U	YES	UJ							UJ								G-
Benzo(a)pyrene	0.20		ug/L	U	YES	UJ							UJ								G-
Benzo(b)fluoranthene	0.20		ug/L	U	YES	UJ							UJ								G-
BENZO(G,H,I)PERYLENE	0.20		ug/L	U	YES	UJ							UJ								G-
Benzo(k)fluoranthene	0.20		ug/L	U	YES	UJ							UJ								G-
Benzoic acid	10		ug/L	U	YES	R				R			UJ								G-,J-
Benzyl alcohol	5.0		ug/L	U	YES	UJ							UJ								G-
bis(2-Chloroethoxy)methane	1.0		ug/L	U	YES	UJ							UJ								G-
bis(2-Chloroethyl) ether	1.0		ug/L	U	YES	UJ							UJ								G-
bis(2-Ethylhexyl) phthalate	10		ug/L	U	YES	UJ							UJ								G-
Butylbenzyl Phthalate	1.0		ug/L	U	YES	UJ							UJ								G-
Carbazole	1.0		ug/L	U	YES	UJ							UJ								G-
Chrysene	0.20		ug/L	U	YES	UJ							UJ								G-
dibenzo(a,h)anthracene	0.20		ug/L	U	YES	UJ							UJ								G-
Dibenzofuran	1.0		ug/L	U	YES	UJ							UJ								G-
Diethyl phthalate	1.0		ug/L	U	YES	UJ							UJ								G-
Dimethyl phthalate	1.0		ug/L	U	YES	UJ							UJ								G-
Di-n-butyl phthalate	1.0		ug/L	U	YES	UJ							UJ								G-
Di-n-octyl phthalate	1.0		ug/L	U	YES	UJ							UJ								G-
Fluoranthene	0.20		ug/L	U	YES	UJ							UJ								G-
Fluorene	0.20		ug/L	U	YES	UJ							UJ								G-
Hexachlorobenzene	0.20		ug/L	U	YES	UJ							UJ								G-
Hexachlorobutadiene	1.0		ug/L	U	YES	UJ							UJ								G-

* Overall result qualifier reflects summation of qualifiers added during automated data review and any qualifiers added manually for categories not assessed by automated data review

Sample Qualification Report with Reason Codes (All Results sorted by Client Sample ID)

Client Sample ID : FWGEQUIPRINSE4-0612-GW **Lab Report Batch :** A8A310224 **Lab ID :** STLCAN

Sample Date : 01/31/2008 **Analysis Type: RES** **Sample Matrix :** AQ

Lab Sample ID: A8A310224004

Reviewed By / Date : Angye Dragotta 3/13/2008 **Approved By / Date :** Heather Kelley 3/5/08

Analyte Name	Result	Uncertainty / Error	Result Units	Lab Qual	Rep Res	Overall Qual*	Temp	HT	MB	LCS	MS	Lab Dup	Surr	Rep Limit	Moist Tot/Dis	Field QC	Tune	IC	ICV	CV / CCV	Reason Codes
Analysis Method : 8270C						**Dilution: 1**											-				
Hexachlorocyclopentadiene	10		ug/L	U	YES	R				R			UJ								G-,J-
Hexachloroethane	1.0		ug/L	U	YES	UJ							UJ								G-
Indeno(1,2,3-cd)pyrene	0.20		ug/L	U	YES	UJ							UJ								G-
Isophorone	1.0		ug/L	U	YES	UJ							UJ								G-
Naphthalene	0.20		ug/L	U	YES	UJ							UJ								G-
Nitrobenzene	1.0		ug/L	U	YES	UJ							UJ								G-
N-nitroso-di-n-propylamine	1.0		ug/L	U	YES	UJ							UJ								G-
N-Nitrosodiphenylamine	1.0		ug/L	U	YES	UJ							UJ								G-
Pentachlorophenol	5.0		ug/L	U	YES	UJ							UJ								G-
Phenanthrene	0.20		ug/L	U	YES	UJ							UJ								G-
Phenol	1.0		ug/L	U	YES	UJ							UJ								G-
Pyrene	0.20		ug/L	U	YES	UJ							UJ								G-
Analysis Method : 9012A						**Dilution: 1**															
Cyanide	0.010		mg/L	U	YES																

* Overall result qualifier reflects summation of qualifiers added during automated data review and any qualifiers added manually for categories not assessed by automated data review

Sample Qualification Report with Reason Codes (All Results sorted by Client Sample ID)

Client Sample ID : FWGEQUIPRINSE4-0612-GW **Lab Report Batch :** A8A310224 **Lab ID :** STLCAN

Sample Date : 01/31/2008 **Analysis Type: RES/TOT** **Sample Matrix :** AQ

Lab Sample ID: A8A310224004

Reviewed By / Date : Angye Dragotta 3/13/2008 **Approved By / Date :** Heather McCoy 3/15/08

Analyte Name	Result	Uncertainty / Error	Result Units	Lab Qual	Rep Res	Overall Qual*	Temp	HT	MB	LCS	MS	Lab Dup	Surr	Rep Limit	Moist Tot/Dis	Field QC	Tune	IC	ICV	CV / CCV	Reason Codes
Analysis Method : 6010B						**Dilution: 1**															
Arsenic	5.0		ug/L	U	YES																
Barium	10.0		ug/L	U	YES																
Calcium	1000		ug/L	U	YES																
Chromium	5.0		ug/L	U	YES																
Cobalt	5.0		ug/L	U	YES																
Copper	5.0		ug/L	U	YES																
Lead	3.0		ug/L	U	YES																
Magnesium	1000		ug/L	U	YES																
Manganese	10.0		ug/L	U	YES																
Nickel	10.0		ug/L	U	YES																
Potassium	154		ug/L	B J	YES	J								J							L
Selenium	5.0		ug/L	U	YES																
Silver	5.0		ug/L	U	YES																
Sodium	1000		ug/L	U	YES																
Vanadium	10.0		ug/L	U	YES																
Analysis Method : 6020						**Dilution: 1**															
Aluminum	50.0		ug/L	U	YES																
Antimony	2.0		ug/L	U	YES																
Beryllium	1.0		ug/L	U	YES																
Cadmium	0.50		ug/L	U	YES																
Iron	50.0		ug/L	U	YES																
Thallium	1.0		ug/L	U	YES																
Zinc	10.0		ug/L	U	YES																
Analysis Method : 7470A						**Dilution: 1**															
Mercury	0.20		ug/L	U	YES																

* Overall result qualifier reflects summation of qualifiers added during automated data review and any qualifiers added manually for categories not assessed by automated data review

Sample Qualification Report with Reason Codes (All Results sorted by Client Sample ID)

Client Sample ID : FWGLL12mw-088C-0587-GF **Lab Report Batch :** A8A310224 **Lab ID :** STLCAN

Sample Date : 01/31/2008 **Analysis Type: RES/TOT** **Sample Matrix :** AQ

Lab Sample ID: A8A310224016

Reviewed By / Date : Angye Dragotta 3/13/2008 **Approved By / Date :** Heather McCluy 3/25/08

Analyte Name	Result	Uncertainty / Error	Result Units	Lab Qual	Rep Res	Overall Qual*	Temp	HT	MB	LCS	MS	Lab Dup	Surr	Rep Limit	Moist Tot/Dis	Field QC	Tune	IC	ICV	CV / CCV	Reason Codes
Analysis Method : 6010B						**Dilution: 1**															
Arsenic	16.8		ug/L		YES																
Barium	301		ug/L	J	YES																
Calcium	114000		ug/L	J	YES																
Chromium	5.0		ug/L	U	YES																
Cobalt	5.0		ug/L	U	YES																
Copper	5.0		ug/L	U	YES																
Lead	3.0		ug/L	U	YES																
Magnesium	41400		ug/L	J	YES																
Manganese	304		ug/L	J	YES																
Nickel	6.4		ug/L	B	YES	J								J							L
Potassium	5490		ug/L	J	YES																
Selenium	5.0		ug/L	U	YES																
Silver	5.0		ug/L	U	YES																
Sodium	13600		ug/L		YES																
Vanadium	10.0		ug/L	U	YES																
Analysis Method : 6020						**Dilution: 1**															
Aluminum	50.0		ug/L	U	YES																
Antimony	2.0		ug/L	U	YES																
Beryllium	1.0		ug/L	U	YES																
Cadmium	0.50		ug/L	U	YES																
Iron	2860		ug/L	J	YES	J						J									Z
Thallium	1.0		ug/L	U	YES																
Zinc	3.3		ug/L	B J	YES	~~UJ~~ BJ								J							L, F, Z
Analysis Method : 7470A						**Dilution: 1**															
Mercury	0.20		ug/L	U	YES																

3/13/08 ~~U~~ B

Project Number and Name: 030240.0006 - Ravenna **Library Used:** Ravenna GW

* Overall result qualifier reflects summation of qualifiers added during automated data review and any qualifiers added manually for categories not assessed by automated data review

Sample Qualification Report with Reason Codes (All Results sorted by Client Sample ID)

Client Sample ID : FWGLL12mw-088C-0587-GW **Lab Report Batch :** A8A310224 **Lab ID :** STLCAN

Sample Date : 01/31/2008 **Analysis Type: RE** **Sample Matrix :** AQ

Lab Sample ID: A8A310224015

Reviewed By / Date : Angye Dragotta 3/13/2008 **Approved By / Date :** Heather Nedley 3/25/08

Analyte Name	Result	Uncertainty / Error	Result Units	Lab Qual	Rep Res	Overall Qual*	Temp	HT	MB	LCS	MS	Lab Dup	Surr	Rep Limit	Moist Tot/Dis	Field QC	Tune	IC	ICV	CV / CCV	Reason Codes
Analysis Method : 8270C						**Dilution: 1**															
3,3'-Dichlorobenzidine	5.0		ug/L	U	YES	UJ		UJ			UJ										H-,D-

* Overall result qualifier reflects summation of qualifiers added during automated data review and any qualifiers added manually for categories not assessed by automated data review

Sample Qualification Report with Reason Codes (All Results sorted by Client Sample ID)

Client Sample ID : FWGLL12mw-088C-0587-GW **Lab Report Batch :** A8A310224 **Lab ID :** STLCAN

Sample Date : 01/31/2008 **Analysis Type: RES** **Sample Matrix :** AQ

Lab Sample ID: A8A310224015

Reviewed By / Date : Angye Dragotta 3/13/2008 **Approved By / Date :** Heather McCoy 3/25/08

Analyte Name	Result	Uncertainty / Error	Result Units	Lab Qual	Rep Res	Overall Qual*	Temp	HT	MB	LCS	MS	Lab Dup	Surr	Rep Limit	Moist Tot/Dis	Field QC	Tune	IC	ICV	CV / CCV	Reason Codes
Analysis Method : 353.2						**Dilution: 1**															
Nitrate as N (NO3-N)	0.1		mg/L	U	YES																
Analysis Method : 8081A						**Dilution: 1**															
4,4'-DDD	0.030		ug/L	U	YES																
4,4'-DDE	0.030		ug/L	U	YES																
4,4'-DDT	0.030		ug/L	U	YES																
Aldrin	0.030		ug/L	U	YES																
alpha-BHC	0.030		ug/L	U	YES																
alpha-Chordane	0.030		ug/L	U	YES																
beta-BHC	0.030		ug/L	U	YES																
delta-BHC	0.030		ug/L	U	YES																
Dieldrin	0.030		ug/L	U	YES																
Endosulfan I	0.025		ug/L	U	YES																
Endosulfan II	0.025		ug/L	U	YES																
Endosulfan sulfate	0.030		ug/L	U	YES																
Endrin	0.030		ug/L	U	YES																
Endrin aldehyde	0.030		ug/L	U	YES																
Endrin ketone	0.030		ug/L	U	YES																
gamma-BHC	0.030		ug/L	U	YES																
gamma-Chlordane	0.030		ug/L	U	YES																
Heptachlor	0.030		ug/L	U	YES																
Heptachlor epoxide	0.030		ug/L	U	YES																
Methoxychlor	0.10		ug/L	U	YES																
Toxaphene	2.0		ug/L	U	YES																
Analysis Method : 8082						**Dilution: 1**															
Aroclor 1016	0.50		ug/L	U	YES																
Aroclor 1221	0.50		ug/L	U	YES																
Aroclor 1232	0.50		ug/L	U	YES																
Aroclor 1242	0.50		ug/L	U	YES																
Aroclor 1248	0.50		ug/L	U	YES																
Aroclor 1254	0.50		ug/L	U	YES																
Aroclor 1260	0.50		ug/L	U	YES																
Analysis Method : 8260B						**Dilution: 1**															

* Overall result qualifier reflects summation of qualifiers added during automated data review and any qualifiers added manually for categories not assessed by automated data review

Sample Qualification Report with Reason Codes (All Results sorted by Client Sample ID)

Client Sample ID : FWGLL12mw-088C-0587-GW **Lab Report Batch :** A8A310224 **Lab ID :** STLCAN

Sample Date : 01/31/2008 **Analysis Type: RES** **Sample Matrix :** AQ

Lab Sample ID: A8A310224015

Reviewed By / Date : Angye Dragotta 3/13/2008 **Approved By / Date :** [signature] 3/25/08

Analyte Name	Result	Uncertainty / Error	Result Units	Lab Qual	Rep Res	Overall Qual*	Temp	HT	MB	LCS	MS	Lab Dup	Surr	Rep Limit	Moist Tot/Dis	Field QC	Tune	IC	ICV	CV / CCV	Reason Codes
Analysis Method : 8260B						**Dilution: 1**															
1,1,1-Trichloroethane	1.0		ug/L	U	YES																
1,1,2,2-Tetrachloroethane	1.0		ug/L	U	YES																
1,1,2-Trichloroethane	1.0		ug/L	U	YES																
1,1-Dichloroethane	1.0		ug/L	U	YES																
1,1-Dichloroethene	1.0		ug/L	U	YES																
1,2-Dibromoethane	1.0		ug/L	U	YES																
1,2-Dichloroethane	1.0		ug/L	U	YES																
1,2-Dichloroethene (total)	1.0		ug/L	U	YES																
1,2-Dichloropropane	1.0		ug/L	U	YES																
2-Butanone	6.6		ug/L	J	YES	J								J							L, Pj
2-Hexanone	10		ug/L	U	YES																
4-Methyl-2-pentanone	0.36		ug/L	J	YES	J								J							L
Acetone	58		ug/L		YES	~~UJ~~ BJ										~~U~~ B					O, Pj
Benzene	1.0		ug/L	U	YES	ADD 3/13/08															
Bromochloromethane	1.0		ug/L	U	YES																
Bromodichloromethane	1.0		ug/L	U	YES																
Bromoform	1.0		ug/L	U	YES	UJ															Pm-
Bromomethane	1.0		ug/L	U	YES	~~UJ~~	dm 3/25/08														~~Pm-~~
Carbon disulfide	1.0		ug/L	U	YES																
Carbon tetrachloride	1.0		ug/L	U	YES																
Chlorobenzene	1.0		ug/L	U	YES																
Chloroethane	1.0		ug/L	U	YES																
Chloroform	1.0		ug/L	U	YES																
Chloromethane	1.0		ug/L	U	YES																
cis-1,2-Dichloroethene	1.0		ug/L	U	YES																
cis-1,3-Dichloropropene	1.0		ug/L	U	YES																
Dibromochloromethane	1.0		ug/L	U	YES	UJ															Pm-
Ethylbenzene	1.0		ug/L	U	YES																
M&P-XYLENES	2.0		ug/L	U	YES																
Methylene chloride	2.0		ug/L	U	YES	UJ															Pm-
o-Xylene	1.0		ug/L	U	YES																

* Overall result qualifier reflects summation of qualifiers added during automated data review and any qualifiers added manually for categories not assessed by automated data review

Sample Qualification Report with Reason Codes (All Results sorted by Client Sample ID)

Client Sample ID : FWGLL12mw-088C-0587-GW **Lab Report Batch :** A8A310224 **Lab ID :** STLCAN

Sample Date : 01/31/2008 **Analysis Type: RES** **Sample Matrix :** AQ

Lab Sample ID: A8A310224015

Reviewed By / Date : Angye Dragotta 3/13/2008 **Approved By / Date :** Heather Melley 3/5/08

Analyte Name	Result	Uncertainty / Error	Result Units	Lab Qual	Rep Res	Overall Qual*	Temp	HT	MB	LCS	MS	Lab Dup	Surr	Rep Limit	Moist Tot/Dis	Field QC	Tune	IC	ICV	CV / CCV	Reason Codes
Analysis Method : 8260B						**Dilution: 1**															
Styrene	1.0		ug/L	U	YES																
Tetrachloroethene	1.0		ug/L	U	YES																
Toluene	1.0		ug/L	U	YES																
TOTAL XYLENES	2.0		ug/L	U	YES																
trans-1,2-Dichloroethene	1.0		ug/L	U	YES																
trans-1,3-Dichloropropene	1.0		ug/L	U	YES																
Trichloroethene	1.0		ug/L	U	YES																
Vinyl chloride	1.0		ug/L	U	YES																
Analysis Method : 8270C						**Dilution: 1**															
1,2,4-Trichlorobenzene	1.0		ug/L	U	YES																
1,2-Dichlorobenzene	1.0		ug/L	U	YES																
1,3-Dichlorobenzene	1.0		ug/L	U	YES																
1,4-Dichlorobenzene	1.0		ug/L	U	YES																
2,2-OXYBIS (1-CHLOROPROPANE)	1.0		ug/L	U	YES																
2,4,5-Trichlorophenol	5.0		ug/L	U	YES																
2,4,6-Trichlorophenol	5.0		ug/L	U	YES																
2,4-Dichlorophenol	2.0		ug/L	U	YES																
2,4-Dimethylphenol	2.0		ug/L	U	YES																
2,4-Dinitrophenol	5.0		ug/L	U	YES																
2,4-Dinitrotoluene	5.0		ug/L	U	YES																
2,6-Dinitrotoluene	5.0		ug/L	U	YES																
2-Chloronaphthalene	1.0		ug/L	U	YES																
2-Chlorophenol	1.0		ug/L	U	YES																
2-Methylnaphthalene	0.20		ug/L	U	YES																
2-Methylphenol	1.0		ug/L	U	YES																
2-Nitroaniline	2.0		ug/L	U	YES																
2-Nitrophenol	2.0		ug/L	U	YES																
3-Nitroaniline	2.0		ug/L	U	YES																
4,6-Dinitro-2-methylphenol	5.0		ug/L	U	YES																
4-Bromophenyl phenyl ether	2.0		ug/L	U	YES																
4-Chloro-3-methylphenol	2.0		ug/L	U	YES																

* Overall result qualifier reflects summation of qualifiers added during automated data review and any qualifiers added manually for categories not assessed by automated data review

Sample Qualification Report with Reason Codes (All Results sorted by Client Sample ID)

Client Sample ID : FWGLL12mw-088C-0587-GW **Lab Report Batch :** A8A310224 **Lab ID :** STLCAN

Sample Date : 01/31/2008 **Analysis Type: RES** **Sample Matrix :** AQ

Lab Sample ID: A8A310224015

Reviewed By / Date : Angye Dragotta 3/13/2008 **Approved By / Date :** Deanna McCoy 3/25/08

Analyte Name	Result	Uncertainty / Error	Result Units	Lab Qual	Rep Res	Overall Qual*	Temp	HT	MB	LCS	MS	Lab Dup	Surr	Rep Limit	Moist Tot/Dis	Field QC	Tune	IC	ICV	CV / CCV	Reason Codes
Analysis Method : 8270C						**Dilution: 1**															
4-Chloroaniline	2.0		ug/L	U	YES																
4-Chlorophenyl phenyl ether	2.0		ug/L	U	YES																
4-Methylphenol	1.0		ug/L	U	YES																
4-Nitroanaline	2.0		ug/L	U	YES																
4-Nitrophenol	5.0		ug/L	U	YES																
Acenaphthene	0.20		ug/L	U	YES																
Acenaphthylene	0.20		ug/L	U	YES																
Anthracene	0.20		ug/L	U	YES																
Benzo(a)anthracene	0.20		ug/L	U	YES																
Benzo(a)pyrene	0.20		ug/L	U	YES																
Benzo(b)fluoranthene	0.20		ug/L	U	YES																
BENZO(G,H,I)PERYLENE	0.20		ug/L	U	YES																
Benzo(k)fluoranthene	0.20		ug/L	U	YES																
Benzoic acid	10		ug/L	U	YES	R				R											J-
Benzyl alcohol	5.0		ug/L	U	YES																
bis(2-Chloroethoxy)methane	1.0		ug/L	U	YES																
bis(2-Chloroethyl) ether	1.0		ug/L	U	YES																
bis(2-Ethylhexyl) phthalate	10		ug/L	U	YES																
Butylbenzyl Phthalate	1.0		ug/L	U	YES																
Carbazole	1.0		ug/L	U	YES																
Chrysene	0.20		ug/L	U	YES																
dibenzo(a,h)anthracene	0.20		ug/L	U	YES																
Dibenzofuran	1.0		ug/L	U	YES																
Diethyl phthalate	1.0		ug/L	U	YES																
Dimethyl phthalate	1.0		ug/L	U	YES																
Di-n-butyl phthalate	1.0		ug/L	U	YES																
Di-n-octyl phthalate	1.0		ug/L	U	YES																
Fluoranthene	0.20		ug/L	U	YES																
Fluorene	0.20		ug/L	U	YES																
Hexachlorobenzene	0.20		ug/L	U	YES																
Hexachlorobutadiene	1.0		ug/L	U	YES																

* Overall result qualifier reflects summation of qualifiers added during automated data review and any qualifiers added manually for categories not assessed by automated data review

Sample Qualification Report with Reason Codes (All Results sorted by Client Sample ID)

Client Sample ID : FWGLL12mw-088C-0587-GW **Lab Report Batch :** A8A310224 **Lab ID :** STLCAN

Sample Date : 01/31/2008 **Analysis Type: RES** **Sample Matrix :** AQ

Lab Sample ID: A8A310224015

Reviewed By / Date : Angye Dragotta 3/13/2008 **Approved By / Date :** Heather Kelly 3/25/08

Analyte Name	Result	Uncertainty / Error	Result Units	Lab Qual	Rep Res	Overall Qual*	Temp	HT	MB	LCS	MS	Lab Dup	Surr	Rep Limit	Moist Tot/Dis	Field QC	Tune	IC	ICV	CV / CCV	Reason Codes
Analysis Method : 8270C						**Dilution: 1**															
Hexachlorocyclopentadiene	10		ug/L	U	YES	R				R	UJ										H-,J-
Hexachloroethane	1.0		ug/L	U	YES																
Indeno(1,2,3-cd)pyrene	0.20		ug/L	U	YES																
Isophorone	1.0		ug/L	U	YES																
Naphthalene	0.20		ug/L	U	YES																
Nitrobenzene	1.0		ug/L	U	YES																
N-nitroso-di-n-propylamine	1.0		ug/L	U	YES																
N-Nitrosodiphenylamine	1.0		ug/L	U	YES																
Pentachlorophenol	5.0		ug/L	U	YES																
Phenanthrene	0.20		ug/L	U	YES																
Phenol	1.0		ug/L	U	YES																
Pyrene	0.20		ug/L	U	YES																
Analysis Method : 9012A						**Dilution: 1**															
Cyanide	0.010		mg/L	U	YES																

* Overall result qualifier reflects summation of qualifiers added during automated data review and any qualifiers added manually for categories not assessed by automated data review

Sample Qualification Report with Reason Codes (All Results sorted by Client Sample ID)

Client Sample ID : FWGLL12mw-107C-0588-GF **Lab Report Batch :** A8A310224 **Lab ID :** STLCAN

Sample Date : 01/31/2008 **Analysis Type: RES/TOT** **Sample Matrix :** AQ

Lab Sample ID: A8A310224010

Reviewed By / Date : Angye Dragotta 3/13/2008 **Approved By / Date :** Deanna Melby 3/5/08

Analyte Name	Result	Uncertainty / Error	Result Units	Lab Qual	Rep Res	Overall Qual*	Temp	HT	MB	LCS	MS	Lab Dup	Surr	Rep Limit	Moist Tot/Dis	Field QC	Tune	IC	ICV	CV / CCV	Reason Codes
Analysis Method : 6010B						**Dilution: 1**															
Arsenic	17.4		ug/L		YES																
Barium	27.0		ug/L	J	YES																
Calcium	157000		ug/L	J	YES																
Chromium	5.0		ug/L	U	YES																
Cobalt	5.0		ug/L	U	YES																
Copper	5.0		ug/L	U	YES																
Lead	3.0		ug/L	U	YES																
Magnesium	67800		ug/L	J	YES																
Manganese	225		ug/L	J	YES																
Nickel	10.0		ug/L	U	YES																
Potassium	3560		ug/L	J	YES																
Selenium	5.0		ug/L	U	YES																
Silver	5.0		ug/L	U	YES																
Sodium	17700		ug/L		YES																
Vanadium	10.0		ug/L	U	YES																
Analysis Method : 6020						**Dilution: 1**															
Aluminum	50.0		ug/L	U	YES																
Antimony	2.0		ug/L	U	YES																
Beryllium	1.0		ug/L	U	YES																
Cadmium	0.50		ug/L	U	YES																
Iron	2090		ug/L	J	YES	J						J									Z
Thallium	1.0		ug/L	U	YES																
Zinc	3.9		ug/L	B J	YES	BJ			BJ					J							L, Z, F
Analysis Method : 7470A						**Dilution: 1**															
Mercury	0.20		ug/L	U	YES																

* Overall result qualifier reflects summation of qualifiers added during automated data review and any qualifiers added manually for categories not assessed by automated data review

Sample Qualification Report with Reason Codes (All Results sorted by Client Sample ID)

Client Sample ID : FWGLL12mw-107C-0588-GW **Lab Report Batch :** A8A310224 **Lab ID :** STLCAN

Sample Date : 01/31/2008 **Analysis Type: RE** **Sample Matrix :** AQ

Lab Sample ID: A8A310224009

Reviewed By / Date : Angye Dragotta 3/13/2008 **Approved By / Date :** Heather Kelly 3/25/08

Analyte Name	Result	Uncertainty / Error	Result Units	Lab Qual	Rep Res	Overall Qual*	Temp	HT	MB	LCS	MS	Lab Dup	Surr	Rep Limit	Moist Tot/Dis	Field QC	Tune	IC	ICV	CV / CCV	Reason Codes
Analysis Method : 8270C						**Dilution: 1**															
3,3'-Dichlorobenzidine	5.0		ug/L	U	YES	UJ		UJ													D-

* Overall result qualifier reflects summation of qualifiers added during automated data review and any qualifiers added manually for categories not assessed by automated data review

Sample Qualification Report with Reason Codes (All Results sorted by Client Sample ID)

Client Sample ID : FWGLL12mw-107C-0588-GW **Lab Report Batch :** A8A310224 **Lab ID :** STLCAN

Sample Date : 01/31/2008 **Analysis Type: RES** **Sample Matrix :** AQ

Lab Sample ID: A8A310224009

Reviewed By / Date : Angye Dragotta 3/13/2008 **Approved By / Date :** Deanna Malley 3/25/08

Analyte Name	Result	Uncertainty / Error	Result Units	Lab Qual	Rep Res	Overall Qual*	Temp	HT	MB	LCS	MS	Lab Dup	Surr	Rep Limit	Moist Tot/Dis	Field QC	Tune	IC	ICV	CV / CCV	Reason Codes
Analysis Method : 353.2						**Dilution: 1**															
Nitrate as N (NO3-N)	0.3		mg/L	J	YES	J				J											P
Analysis Method : 8081A						**Dilution: 1**															
4,4'-DDD	0.030		ug/L	U	YES																
4,4'-DDE	0.030		ug/L	U	YES																
4,4'-DDT	0.030		ug/L	U	YES																
Aldrin	0.030		ug/L	U	YES																
alpha-BHC	0.030		ug/L	U	YES																
alpha-Chordane	0.030		ug/L	U	YES																
beta-BHC	0.030		ug/L	U	YES																
delta-BHC	0.030		ug/L	U	YES																
Dieldrin	0.030		ug/L	U	YES																
Endosulfan I	0.025		ug/L	U	YES																
Endosulfan II	0.025		ug/L	U	YES																
Endosulfan sulfate	0.030		ug/L	U	YES																
Endrin	0.030		ug/L	U	YES																
Endrin aldehyde	0.030		ug/L	U	YES																
Endrin ketone	0.030		ug/L	U	YES																
gamma-BHC	0.030		ug/L	U	YES																
gamma-Chlordane	0.030		ug/L	U	YES																
Heptachlor	0.030		ug/L	U	YES																
Heptachlor epoxide	0.030		ug/L	U	YES																
Methoxychlor	0.10		ug/L	U	YES																
Toxaphene	2.0		ug/L	U	YES																
Analysis Method : 8082						**Dilution: 1**															
Aroclor 1016	0.50		ug/L	U	YES																
Aroclor 1221	0.50		ug/L	U	YES																
Aroclor 1232	0.50		ug/L	U	YES																
Aroclor 1242	0.50		ug/L	U	YES																
Aroclor 1248	0.50		ug/L	U	YES																
Aroclor 1254	0.50		ug/L	U	YES																
Aroclor 1260	0.50		ug/L	U	YES																
Analysis Method : 8260B						**Dilution: 1**															

* Overall result qualifier reflects summation of qualifiers added during automated data review and any qualifiers added manually for categories not assessed by automated data review

Sample Qualification Report with Reason Codes (All Results sorted by Client Sample ID)

Client Sample ID : FWGLL12mw-107C-0588-GW **Lab Report Batch :** A8A310224 **Lab ID :** STLCAN

Sample Date : 01/31/2008 **Analysis Type: RES** **Sample Matrix :** AQ

Lab Sample ID: A8A310224009

Reviewed By / Date : Angye Dragotta 3/13/2008 **Approved By / Date :** Heather Hadley 3/25/08

Analyte Name	Result	Uncertainty / Error	Result Units	Lab Qual	Rep Res	Overall Qual*	Temp	HT	MB	LCS	MS	Lab Dup	Surr	Rep Limit	Moist Tot/Dis	Field QC	Tune	IC	ICV	CV / CCV	Reason Codes
Analysis Method : 8260B						**Dilution: 1**															
1,1,1-Trichloroethane	1.0		ug/L	U	YES																
1,1,2,2-Tetrachloroethane	1.0		ug/L	U	YES																
1,1,2-Trichloroethane	1.0		ug/L	U	YES																
1,1-Dichloroethane	1.0		ug/L	U	YES																
1,1-Dichloroethene	1.0		ug/L	U	YES																
1,2-Dibromoethane	1.0		ug/L	U	YES																
1,2-Dichloroethane	1.0		ug/L	U	YES																
1,2-Dichloroethene (total)	1.0		ug/L	U	YES																
1,2-Dichloropropane	1.0		ug/L	U	YES																
2-Butanone	10		ug/L	U	YES	UJ															Pm-
2-Hexanone	10		ug/L	U	YES																
4-Methyl-2-pentanone	10		ug/L	U	YES																
Acetone	10		ug/L	U	YES	UJ															Pm-
Benzene	1.0		ug/L	U	YES																
Bromochloromethane	1.0		ug/L	U	YES																
Bromodichloromethane	1.0		ug/L	U	YES																
Bromoform	1.0		ug/L	U	YES	UJ															Pm-
Bromomethane	1.0		ug/L	U	YES	~~UJ~~		DW 3/27/08													~~Pm-~~
Carbon disulfide	1.0		ug/L	U	YES																
Carbon tetrachloride	1.0		ug/L	U	YES																
Chlorobenzene	1.0		ug/L	U	YES																
Chloroethane	1.0		ug/L	U	YES																
Chloroform	1.0		ug/L	U	YES																
Chloromethane	1.0		ug/L	U	YES																
cis-1,2-Dichloroethene	1.0		ug/L	U	YES																
cis-1,3-Dichloropropene	1.0		ug/L	U	YES																
Dibromochloromethane	1.0		ug/L	U	YES	UJ															Pm-
Ethylbenzene	1.0		ug/L	U	YES																
M&P-XYLENES	2.0		ug/L	U	YES																
Methylene chloride	2.0		ug/L	U	YES	UJ															Pm-
o-Xylene	1.0		ug/L	U	YES																

* Overall result qualifier reflects summation of qualifiers added during automated data review and any qualifiers added manually for categories not assessed by automated data review

Sample Qualification Report with Reason Codes (All Results sorted by Client Sample ID)

Client Sample ID : FWGLL12mw-107C-0588-GW **Lab Report Batch :** A8A310224 **Lab ID :** STLCAN

Sample Date : 01/31/2008 **Analysis Type: RES** **Sample Matrix :** AQ

Lab Sample ID: A8A310224009

Reviewed By / Date : Angye Dragotta 3/13/2008 **Approved By / Date :** 3/25/08

Analyte Name	Result	Uncertainty / Error	Result Units	Lab Qual	Rep Res	Overall Qual*	Temp	HT	MB	LCS	MS	Lab Dup	Surr	Rep Limit	Moist Tot/Dis	Field QC	Tune	IC	ICV	CV / CCV	Reason Codes
Analysis Method : 8260B						**Dilution: 1**															
Styrene	1.0		ug/L	U	YES																
Tetrachloroethene	1.0		ug/L	U	YES																
Toluene	1.0		ug/L	U	YES																
TOTAL XYLENES	2.0		ug/L	U	YES																
trans-1,2-Dichloroethene	1.0		ug/L	U	YES																
trans-1,3-Dichloropropene	1.0		ug/L	U	YES																
Trichloroethene	1.0		ug/L	U	YES																
Vinyl chloride	1.0		ug/L	U	YES																
Analysis Method : 8270C						**Dilution: 1**															
1,2,4-Trichlorobenzene	1.0		ug/L	U	YES																
1,2-Dichlorobenzene	1.0		ug/L	U	YES																
1,3-Dichlorobenzene	1.0		ug/L	U	YES																
1,4-Dichlorobenzene	1.0		ug/L	U	YES																
2,2-OXYBIS (1-CHLOROPROPANE)	1.0		ug/L	U	YES																
2,4,5-Trichlorophenol	5.0		ug/L	U	YES																
2,4,6-Trichlorophenol	5.0		ug/L	U	YES																
2,4-Dichlorophenol	2.0		ug/L	U	YES																
2,4-Dimethylphenol	2.0		ug/L	U	YES																
2,4-Dinitrophenol	5.0		ug/L	U	YES																
2,4-Dinitrotoluene	5.0		ug/L	U	YES																
2,6-Dinitrotoluene	5.0		ug/L	U	YES																
2-Chloronaphthalene	1.0		ug/L	U	YES																
2-Chlorophenol	1.0		ug/L	U	YES																
2-Methylnaphthalene	0.20		ug/L	U	YES																
2-Methylphenol	1.0		ug/L	U	YES																
2-Nitroaniline	2.0		ug/L	U	YES																
2-Nitrophenol	2.0		ug/L	U	YES																
3-Nitroaniline	2.0		ug/L	U	YES																
4,6-Dinitro-2-methylphenol	5.0		ug/L	U	YES																
4-Bromophenyl phenyl ether	2.0		ug/L	U	YES																
4-Chloro-3-methylphenol	2.0		ug/L	U	YES																

* Overall result qualifier reflects summation of qualifiers added during automated data review and any qualifiers added manually for categories not assessed by automated data review

Sample Qualification Report with Reason Codes (All Results sorted by Client Sample ID)

Client Sample ID : FWGLL12mw-107C-0588-GW **Lab Report Batch :** A8A310224 **Lab ID :** STLCAN

Sample Date : 01/31/2008 **Analysis Type: RES** **Sample Matrix :** AQ

Lab Sample ID: A8A310224009

Reviewed By / Date : Angye Dragotta 3/13/2008 **Approved By / Date :** Heather Kelly 3/25/08

Analyte Name	Result	Uncertainty / Error	Result Units	Lab Qual	Rep Res	Overall Qual*	Temp	HT	MB	LCS	MS	Lab Dup	Surr	Rep Limit	Moist Tot/Dis	Field QC	Tune	IC	ICV	CV / CCV	Reason Codes
Analysis Method : 8270C						**Dilution: 1**															
4-Chloroaniline	2.0		ug/L	U	YES																
4-Chlorophenyl phenyl ether	2.0		ug/L	U	YES																
4-Methylphenol	1.0		ug/L	U	YES																
4-Nitroanaline	2.0		ug/L	U	YES																
4-Nitrophenol	5.0		ug/L	U	YES																
Acenaphthene	0.20		ug/L	U	YES																
Acenaphthylene	0.20		ug/L	U	YES																
Anthracene	0.20		ug/L	U	YES																
Benzo(a)anthracene	0.20		ug/L	U	YES																
Benzo(a)pyrene	0.20		ug/L	U	YES																
Benzo(b)fluoranthene	0.20		ug/L	U	YES																
BENZO(G,H,I)PERYLENE	0.20		ug/L	U	YES																
Benzo(k)fluoranthene	0.20		ug/L	U	YES																
Benzoic acid	10		ug/L	U	YES	R				R											J-
Benzyl alcohol	5.0		ug/L	U	YES																
bis(2-Chloroethoxy)methane	1.0		ug/L	U	YES																
bis(2-Chloroethyl) ether	1.0		ug/L	U	YES																
bis(2-Ethylhexyl) phthalate	0.91		ug/L	J	YES	J								J							L, B
Butylbenzyl Phthalate	1.0		ug/L	U	YES																
Carbazole	1.0		ug/L	U	YES																
Chrysene	0.20		ug/L	U	YES																
dibenzo(a,h)anthracene	0.20		ug/L	U	YES																
Dibenzofuran	1.0		ug/L	U	YES																
Diethyl phthalate	1.0		ug/L	U	YES																
Dimethyl phthalate	1.0		ug/L	U	YES																
Di-n-butyl phthalate	1.0		ug/L	U	YES																P
Di-n-octyl phthalate	1.0		ug/L	U	YES																P
Fluoranthene	0.20		ug/L	U	YES																
Fluorene	0.20		ug/L	U	YES																
Hexachlorobenzene	0.20		ug/L	U	YES																
Hexachlorobutadiene	1.0		ug/L	U	YES																

* Overall result qualifier reflects summation of qualifiers added during automated data review and any qualifiers added manually for categories not assessed by automated data review

Sample Qualification Report with Reason Codes (All Results sorted by Client Sample ID)

Client Sample ID : FWGLL12mw-107C-0588-GW **Lab Report Batch :** A8A310224 **Lab ID :** STLCAN

Sample Date : 01/31/2008 **Analysis Type: RES** **Sample Matrix :** AQ

Lab Sample ID: A8A310224009

Reviewed By / Date : Angye Dragotta 3/13/2008 **Approved By / Date :** Deanna Kelly 3/25/08

Analyte Name	Result	Uncertainty / Error	Result Units	Lab Qual	Rep Res	Overall Qual*	Temp	HT	MB	LCS	MS	Lab Dup	Surr	Rep Limit	Moist Tot/Dis	Field QC	Tune	IC	ICV	CV / CCV	Reason Codes
Analysis Method : 8270C						**Dilution: 1**															
Hexachlorocyclopentadiene	10		ug/L	U	YES	R				R											J-
Hexachloroethane	1.0		ug/L	U	YES																
Indeno(1,2,3-cd)pyrene	0.20		ug/L	U	YES																
Isophorone	1.0		ug/L	U	YES																
Naphthalene	0.20		ug/L	U	YES																
Nitrobenzene	1.0		ug/L	U	YES																
N-nitroso-di-n-propylamine	1.0		ug/L	U	YES																
N-Nitrosodiphenylamine	1.0		ug/L	U	YES																
Pentachlorophenol	5.0		ug/L	U	YES																
Phenanthrene	0.20		ug/L	U	YES																
Phenol	1.0		ug/L	U	YES																
Pyrene	0.20		ug/L	U	YES																
Analysis Method : 9012A						**Dilution: 1**															
Cyanide	0.010		mg/L	U	YES																

* Overall result qualifier reflects summation of qualifiers added during automated data review and any qualifiers added manually for categories not assessed by automated data review

Sample Qualification Report with Reason Codes (All Results sorted by Client Sample ID)

Client Sample ID : FWGLL12mw-154C-0591-GF **Lab Report Batch :** A8A310224 **Lab ID :** STLCAN

Sample Date : 01/30/2008 **Analysis Type: RES/TOT** **Sample Matrix :** AQ

Lab Sample ID: A8A310224007

Reviewed By / Date : Angye Dragotta 3/13/2008 **Approved By / Date :** Heather Kelly 3/25/08

Analyte Name	Result	Uncertainty / Error	Result Units	Lab Qual	Rep Res	Overall Qual*	Temp	HT	MB	LCS	MS	Lab Dup	Surr	Rep Limit	Moist Tot/Dis	Field QC	Tune	IC	ICV	CV / CCV	Reason Codes
Analysis Method : 6010B						**Dilution: 1**															
Arsenic	651		ug/L		YES																
Barium	117		ug/L	J	YES																
Calcium	130000		ug/L	J	YES																
Chromium	5.9		ug/L		YES																
Cobalt	4.7		ug/L	B	YES	J								J							L
Copper	10.7		ug/L		YES																
Lead	5.4		ug/L		YES																
Magnesium	58300		ug/L	J	YES																
Manganese	213		ug/L	J	YES																
Nickel	11.3		ug/L		YES																
Potassium	3430		ug/L	J	YES																
Selenium	5.0		ug/L	U	YES																
Silver	5.0		ug/L	U	YES																
Sodium	20100		ug/L		YES																
Vanadium	7.8		ug/L	B	YES	J								J							L
Analysis Method : 6020						**Dilution: 1**															
Aluminum	4820		ug/L		YES																
Antimony	0.33		ug/L	B	YES	J								J							L
Beryllium	0.24		ug/L	B	YES	J								J							L
Cadmium	0.50		ug/L	U	YES																
Iron	53200		ug/L	J	YES	J						J									Z
Thallium	1.0		ug/L	U	YES																
Zinc	39.3		ug/L	J	YES	J															Z
Analysis Method : 7470A						**Dilution: 1**															
Mercury	0.20		ug/L	U	YES																

* Overall result qualifier reflects summation of qualifiers added during automated data review and any qualifiers added manually for categories not assessed by automated data review

Sample Qualification Report with Reason Codes (All Results sorted by Client Sample ID)

Client Sample ID : FWGLL12mw-154C-0591-GW **Lab Report Batch :** A8A310224 **Lab ID :** STLCAN

Sample Date : 01/30/2008 **Analysis Type: RE** **Sample Matrix :** AQ

Lab Sample ID: A8A310224006

Reviewed By / Date : Angye Dragotta 3/13/2008 **Approved By / Date :** Deanna Kelley 3/25/08

Analyte Name	Result	Uncertainty / Error	Result Units	Lab Qual	Rep Res	Overall Qual*	Temp	HT	MB	LCS	MS	Lab Dup	Surr	Rep Limit	Moist Tot/Dis	Field QC	Tune	IC	ICV	CV / CCV	Reason Codes
Analysis Method : 8270C						**Dilution: 1**															
3,3'-Dichlorobenzidine	5.0		ug/L	U	YES	UJ		UJ													D-

* Overall result qualifier reflects summation of qualifiers added during automated data review and any qualifiers added manually for categories not assessed by automated data review

Sample Qualification Report with Reason Codes (All Results sorted by Client Sample ID)

Client Sample ID : FWGLL12mw-154C-0591-GW **Lab Report Batch :** A8A310224 **Lab ID :** STLCAN

Sample Date : 01/30/2008 **Analysis Type: RES** **Sample Matrix :** AQ

Lab Sample ID: A8A310224006

Reviewed By / Date : Angye Dragotta 3/13/2008 **Approved By / Date :** Heather Medley 3/25/08

Analyte Name	Result	Uncertainty / Error	Result Units	Lab Qual	Rep Res	Overall Qual*	Temp	HT	MB	LCS	MS	Lab Dup	Surr	Rep Limit	Moist Tot/Dis	Field QC	Tune	IC	ICV	CV / CCV	Reason Codes
Analysis Method : 353.2						**Dilution: 1**															
Nitrate as N (NO3-N)	0.06		mg/L	B J	YES	UJ BJ 3/13/08			UB					J							L, F
Analysis Method : 8081A						**Dilution: 1**															
4,4'-DDD	0.030		ug/L	U	YES	UJ							UJ								G-
4,4'-DDE	0.030		ug/L	U	YES	UJ							UJ								G-
4,4'-DDT	0.030		ug/L	U	YES	UJ							UJ								G-
Aldrin	0.030		ug/L	U	YES	UJ							UJ								G-
alpha-BHC	0.030		ug/L	U	YES	UJ							UJ								G-
alpha-Chordane	0.030		ug/L	U	YES	UJ							UJ								G-
beta-BHC	0.026		ug/L	J	YES	J							J	J							L
delta-BHC	0.030		ug/L	U	YES	UJ							UJ								G-
Dieldrin	0.030		ug/L	U	YES	UJ							UJ								G-
Endosulfan I	0.025		ug/L	U	YES	UJ							UJ								G-
Endosulfan II	0.025		ug/L	U	YES	UJ							UJ								G-
Endosulfan sulfate	0.030		ug/L	U	YES	UJ							UJ								G-
Endrin	0.030		ug/L	U	YES	UJ							UJ								G-
Endrin aldehyde	0.030		ug/L	U	YES	UJ							UJ								G-
Endrin ketone	0.030		ug/L	U	YES	UJ							UJ								G-
gamma-BHC	0.030		ug/L	U	YES	UJ							UJ								G-
gamma-Chlordane	0.030		ug/L	U	YES	UJ							UJ								G-
Heptachlor	0.030		ug/L	U	YES	UJ							UJ								G-
Heptachlor epoxide	0.030		ug/L	U	YES	UJ							UJ								G-
Methoxychlor	0.10		ug/L	U	YES	UJ							UJ								G-
Toxaphene	2.0		ug/L	U	YES	UJ							UJ								G-
Analysis Method : 8082						**Dilution: 1**															
Aroclor 1016	0.50		ug/L	U	YES	UJ							UJ								G-
Aroclor 1221	0.50		ug/L	U	YES	UJ							UJ								G-
Aroclor 1232	0.50		ug/L	U	YES	UJ							UJ								G-
Aroclor 1242	0.50		ug/L	U	YES	UJ							UJ								G-
Aroclor 1248	0.50		ug/L	U	YES	UJ							UJ								G-
Aroclor 1254	0.50		ug/L	U	YES	UJ							UJ								G-
Aroclor 1260	0.50		ug/L	U	YES	UJ							UJ								G-
Analysis Method : 8260B						**Dilution: 1**															

* Overall result qualifier reflects summation of qualifiers added during automated data review and any qualifiers added manually for categories not assessed by automated data review

Sample Qualification Report with Reason Codes (All Results sorted by Client Sample ID)

Client Sample ID : FWGLL12mw-154C-0591-GW **Lab Report Batch :** A8A310224 **Lab ID :** STLCAN

Sample Date : 01/30/2008 **Analysis Type: RES** **Sample Matrix :** AQ

Lab Sample ID: A8A310224006

Reviewed By / Date : Angye Dragotta 3/13/2008 **Approved By / Date :** Heather Medley 3/25/08

Analyte Name	Result	Uncertainty / Error	Result Units	Lab Qual	Rep Res	Overall Qual*	Temp	HT	MB	LCS	MS	Lab Dup	Surr	Rep Limit	Moist Tot/Dis	Field QC	Tune	IC	ICV	CV / CCV	Reason Codes
Analysis Method : 8260B						**Dilution: 1**															
1,1,1-Trichloroethane	1.0		ug/L	U	YES																
1,1,2,2-Tetrachloroethane	1.0		ug/L	U	YES																
1,1,2-Trichloroethane	1.0		ug/L	U	YES																
1,1-Dichloroethane	1.0		ug/L	U	YES																
1,1-Dichloroethene	1.0		ug/L	U	YES																
1,2-Dibromoethane	1.0		ug/L	U	YES																
1,2-Dichloroethane	1.0		ug/L	U	YES																
1,2-Dichloroethene (total)	1.0		ug/L	U	YES																
1,2-Dichloropropane	1.0		ug/L	U	YES																
2-Butanone	10		ug/L	U	YES	UJ															Pm-
2-Hexanone	10		ug/L	U	YES																
4-Methyl-2-pentanone	10		ug/L	U	YES																
Acetone	10		ug/L	U	YES	UJ															Pm-
Benzene	1.0		ug/L	U	YES																
Bromochloromethane	1.0		ug/L	U	YES																
Bromodichloromethane	1.0		ug/L	U	YES																
Bromoform	1.0		ug/L	U	YES	UJ															Pm-
Bromomethane	1.0		ug/L	U	YES	~~UJ~~	dlw 3/25/08														~~Pm-~~
Carbon disulfide	1.0		ug/L	U	YES																
Carbon tetrachloride	1.0		ug/L	U	YES																
Chlorobenzene	1.0		ug/L	U	YES																
Chloroethane	1.0		ug/L	U	YES																
Chloroform	1.0		ug/L	U	YES																
Chloromethane	1.0		ug/L	U	YES																
cis-1,2-Dichloroethene	1.0		ug/L	U	YES																
cis-1,3-Dichloropropene	1.0		ug/L	U	YES																
Dibromochloromethane	1.0		ug/L	U	YES	UJ															Pm-
Ethylbenzene	1.0		ug/L	U	YES																
M&P-XYLENES	2.0		ug/L	U	YES																
Methylene chloride	2.0		ug/L	U	YES	UJ															Pm-
o-Xylene	1.0		ug/L	U	YES																

* Overall result qualifier reflects summation of qualifiers added during automated data review and any qualifiers added manually for categories not assessed by automated data review

Sample Qualification Report with Reason Codes (All Results sorted by Client Sample ID)

Client Sample ID : FWGLL12mw-154C-0591-GW **Lab Report Batch :** A8A310224 **Lab ID :** STLCAN

Sample Date : 01/30/2008 **Analysis Type: RES** **Sample Matrix :** AQ

Lab Sample ID: A8A310224006

Reviewed By / Date : Angye Dragotta 3/13/2008 **Approved By / Date :** Heather Kelley 3/25/08

Analyte Name	Result	Uncertainty / Error	Result Units	Lab Qual	Rep Res	Overall Qual*	Temp	HT	MB	LCS	MS	Lab Dup	Surr	Rep Limit	Moist Tot/Dis	Field QC	Tune	IC	ICV	CV / CCV	Reason Codes
Analysis Method : 8260B						**Dilution: 1**															
Styrene	1.0		ug/L	U	YES																
Tetrachloroethene	1.0		ug/L	U	YES																
Toluene	1.0		ug/L	U	YES																
TOTAL XYLENES	2.0		ug/L	U	YES																
trans-1,2-Dichloroethene	1.0		ug/L	U	YES																
trans-1,3-Dichloropropene	1.0		ug/L	U	YES																
Trichloroethene	1.0		ug/L	U	YES																
Vinyl chloride	1.0		ug/L	U	YES																
Analysis Method : 8270C						**Dilution: 1**															
1,2,4-Trichlorobenzene	1.0		ug/L	U	YES																
1,2-Dichlorobenzene	1.0		ug/L	U	YES																
1,3-Dichlorobenzene	1.0		ug/L	U	YES																
1,4-Dichlorobenzene	1.0		ug/L	U	YES																
2,2-OXYBIS (1-CHLOROPROPANE)	1.0		ug/L	U	YES																
2,4,5-Trichlorophenol	5.0		ug/L	U	YES																
2,4,6-Trichlorophenol	5.0		ug/L	U	YES																
2,4-Dichlorophenol	2.0		ug/L	U	YES																
2,4-Dimethylphenol	2.0		ug/L	U	YES																
2,4-Dinitrophenol	5.0		ug/L	U	YES																
2,4-Dinitrotoluene	5.0		ug/L	U	YES																
2,6-Dinitrotoluene	5.0		ug/L	U	YES																
2-Chloronaphthalene	1.0		ug/L	U	YES																
2-Chlorophenol	1.0		ug/L	U	YES																
2-Methylnaphthalene	0.20		ug/L	U	YES																
2-Methylphenol	1.0		ug/L	U	YES																
2-Nitroaniline	2.0		ug/L	U	YES																
2-Nitrophenol	2.0		ug/L	U	YES																
3-Nitroaniline	2.0		ug/L	U	YES																
4,6-Dinitro-2-methylphenol	5.0		ug/L	U	YES																
4-Bromophenyl phenyl ether	2.0		ug/L	U	YES																
4-Chloro-3-methylphenol	2.0		ug/L	U	YES																

* Overall result qualifier reflects summation of qualifiers added during automated data review and any qualifiers added manually for categories not assessed by automated data review

Sample Qualification Report with Reason Codes (All Results sorted by Client Sample ID)

Client Sample ID : FWGLL12mw-154C-0591-GW **Lab Report Batch :** A8A310224 **Lab ID :** STLCAN

Sample Date : 01/30/2008 **Analysis Type: RES** **Sample Matrix :** AQ

Lab Sample ID: A8A310224006

Reviewed By / Date : Angye Dragotta 3/13/2008 **Approved By / Date :** Deanne Ruley 3/25/08

Analyte Name	Result	Uncertainty / Error	Result Units	Lab Qual	Rep Res	Overall Qual*	Temp	HT	MB	LCS	MS	Lab Dup	Surr	Rep Limit	Moist Tot/Dis	Field QC	Tune	IC	ICV	CV / CCV	Reason Codes
Analysis Method : 8270C						**Dilution: 1**															
4-Chloroaniline	2.0		ug/L	U	YES																
4-Chlorophenyl phenyl ether	2.0		ug/L	U	YES																
4-Methylphenol	1.0		ug/L	U	YES																
4-Nitroanaline	2.0		ug/L	U	YES																
4-Nitrophenol	5.0		ug/L	U	YES																
Acenaphthene	0.20		ug/L	U	YES																
Acenaphthylene	0.20		ug/L	U	YES																
Anthracene	0.20		ug/L	U	YES																
Benzo(a)anthracene	0.20		ug/L	U	YES																
Benzo(a)pyrene	0.20		ug/L	U	YES																
Benzo(b)fluoranthene	0.20		ug/L	U	YES																
BENZO(G,H,I)PERYLENE	0.20		ug/L	U	YES																
Benzo(k)fluoranthene	0.20		ug/L	U	YES																
Benzoic acid	10		ug/L	U	YES	R				R											J-
Benzyl alcohol	5.0		ug/L	U	YES																
bis(2-Chloroethoxy)methane	1.0		ug/L	U	YES																
bis(2-Chloroethyl) ether	1.0		ug/L	U	YES																
bis(2-Ethylhexyl) phthalate	1.3		ug/L	J	YES	J								J							L
Butylbenzyl Phthalate	1.0		ug/L	U	YES																
Carbazole	1.0		ug/L	U	YES																
Chrysene	0.20		ug/L	U	YES																
dibenzo(a,h)anthracene	0.20		ug/L	U	YES																
Dibenzofuran	1.0		ug/L	U	YES																
Diethyl phthalate	1.0		ug/L	U	YES																
Dimethyl phthalate	1.0		ug/L	U	YES																
Di-n-butyl phthalate	1.0		ug/L	U	YES																
Di-n-octyl phthalate	1.0		ug/L	U	YES																
Fluoranthene	0.20		ug/L	U	YES																
Fluorene	0.20		ug/L	U	YES																
Hexachlorobenzene	0.20		ug/L	U	YES																
Hexachlorobutadiene	1.0		ug/L	U	YES																

* Overall result qualifier reflects summation of qualifiers added during automated data review and any qualifiers added manually for categories not assessed by automated data review

Sample Qualification Report with Reason Codes (All Results sorted by Client Sample ID)

Client Sample ID : FWGLL12mw-154C-0591-GW **Lab Report Batch :** A8A310224 **Lab ID :** STLCAN

Sample Date : 01/30/2008 **Analysis Type: RES** **Sample Matrix :** AQ

Lab Sample ID: A8A310224006

Reviewed By / Date : Angye Dragotta 3/13/2008 **Approved By / Date :** Daytra McCoy 3/25/08

Analyte Name	Result	Uncertainty / Error	Result Units	Lab Qual	Rep Res	Overall Qual*	Temp	HT	MB	LCS	MS	Lab Dup	Surr	Rep Limit	Moist Tot/Dis	Field QC	Tune	IC	ICV	CV / CCV	Reason Codes
Analysis Method : 8270C						**Dilution: 1**															
Hexachlorocyclopentadiene	10		ug/L	U	YES	R				R											J-
Hexachloroethane	1.0		ug/L	U	YES																
Indeno(1,2,3-cd)pyrene	0.20		ug/L	U	YES																
Isophorone	1.0		ug/L	U	YES																
Naphthalene	0.20		ug/L	U	YES																
Nitrobenzene	1.0		ug/L	U	YES																
N-nitroso-di-n-propylamine	1.0		ug/L	U	YES																
N-Nitrosodiphenylamine	1.0		ug/L	U	YES																
Pentachlorophenol	5.0		ug/L	U	YES																
Phenanthrene	0.20		ug/L	U	YES																
Phenol	1.0		ug/L	U	YES																
Pyrene	0.20		ug/L	U	YES																
Analysis Method : 9012A						**Dilution: 1**															
Cyanide	0.010		mg/L	U	YES																

* Overall result qualifier reflects summation of qualifiers added during automated data review and any qualifiers added manually for categories not assessed by automated data review

Sample Qualification Report with Reason Codes (All Results sorted by Client Sample ID)

Client Sample ID : FWGLL12MW184C-0592-GF **Lab Report Batch :** A8A310224 **Lab ID :** STLCAN

Sample Date : 01/31/2008 **Analysis Type: RES/TOT** **Sample Matrix :** AQ

Lab Sample ID: A8A310224003

Reviewed By / Date : Angye Dragotta 3/13/2008 **Approved By / Date :** 3/15/08

Analyte Name	Result	Uncertainty / Error	Result Units	Lab Qual	Rep Res	Overall Qual*	Temp	HT	MB	LCS	MS	Lab Dup	Surr	Rep Limit	Moist Tot/Dis	Field QC	Tune	IC	ICV	CV / CCV	Reason Codes
Analysis Method : 6010B						**Dilution: 1**															
Arsenic	13.5		ug/L		YES																
Barium	10.9		ug/L	J	YES																
Calcium	203000		ug/L	J	YES																
Chromium	5.0		ug/L	U	YES																
Cobalt	5.0		ug/L	U	YES																
Copper	5.0		ug/L	U	YES																
Lead	3.0		ug/L	U	YES																
Magnesium	149000		ug/L	J	YES																
Manganese	498		ug/L	J	YES																
Nickel	10.0		ug/L	U	YES																
Potassium	3130		ug/L	J	YES																
Selenium	5.0		ug/L	U	YES																
Silver	5.0		ug/L	U	YES																
Sodium	37900		ug/L		YES																
Vanadium	10.0		ug/L	U	YES																
Analysis Method : 6020						**Dilution: 1**															
Aluminum	50.0		ug/L	U	YES																
Antimony	2.0		ug/L	U	YES																
Beryllium	1.0		ug/L	U	YES																
Cadmium	0.50		ug/L	U	YES																
Iron	2410		ug/L	J	YES	J						J									Z
Thallium	1.0		ug/L	U	YES																
Zinc	6.0		ug/L	B J	YES	~~UJ~~ BJ			U B					J							L, Z, F
Analysis Method : 7470A						**Dilution: 1**															
Mercury	0.20		ug/L	U	YES																

* Overall result qualifier reflects summation of qualifiers added during automated data review and any qualifiers added manually for categories not assessed by automated data review

Sample Qualification Report with Reason Codes (All Results sorted by Client Sample ID)

Client Sample ID : FWGLL12MW184C-0592-GW
Lab Report Batch : A8A310224
Lab ID : STLCAN
Sample Date : 01/31/2008
Analysis Type: RE
Sample Matrix : AQ
Lab Sample ID: A8A310224002

Reviewed By / Date : Angye Dragotta 3/13/2008
Approved By / Date : Heather Kelly 3/25/08

Analyte Name	Result	Uncertainty / Error	Result Units	Lab Qual	Rep Res	Overall Qual*	Temp	HT	MB	LCS	MS	Lab Dup	Surr	Rep Limit	Moist Tot/Dis	Field QC	Tune	IC	ICV	CV / CCV	Reason Codes
Analysis Method : 8270C						**Dilution: 1**															
3,3'-Dichlorobenzidine	5.0		ug/L	U	YES	UJ		UJ													D-

* Overall result qualifier reflects summation of qualifiers added during automated data review and any qualifiers added manually for categories not assessed by automated data review

Sample Qualification Report with Reason Codes (All Results sorted by Client Sample ID)

Client Sample ID : FWGLL12MW184C-0592-GW **Lab Report Batch :** A8A310224 **Lab ID :** STLCAN

Sample Date : 01/31/2008 **Analysis Type: RES** **Sample Matrix :** AQ

Lab Sample ID: A8A310224002

Reviewed By / Date : Angye Dragotta 3/13/2008 **Approved By / Date :** Heather Medley 3/25/08

Analyte Name	Result	Uncertainty / Error	Result Units	Lab Qual	Rep Res	Overall Qual*	Temp	HT	MB	LCS	MS	Lab Dup	Surr	Rep Limit	Moist Tot/Dis	Field QC	Tune	IC	ICV	CV / CCV	Reason Codes
Analysis Method : 353.2						**Dilution: 1**															
Nitrate as N (NO3-N)	0.07		mg/L	B J	YES	~~U~~ BJ			U B					J							L, F
Analysis Method : 8081A						**Dilution: 1**															
4,4'-DDD	0.030		ug/L	U	YES																
4,4'-DDE	0.030		ug/L	U	YES																
4,4'-DDT	0.030		ug/L	U	YES																
Aldrin	0.030		ug/L	U	YES																
alpha-BHC	0.030		ug/L	U	YES																
alpha-Chordane	0.030		ug/L	U	YES																
beta-BHC	0.030		ug/L	U	YES																
delta-BHC	0.030		ug/L	U	YES																
Dieldrin	0.030		ug/L	U	YES																
Endosulfan I	0.025		ug/L	U	YES																
Endosulfan II	0.025		ug/L	U	YES																
Endosulfan sulfate	0.030		ug/L	U	YES																
Endrin	0.030		ug/L	U	YES																
Endrin aldehyde	0.030		ug/L	U	YES																
Endrin ketone	0.030		ug/L	U	YES																
gamma-BHC	0.030		ug/L	U	YES																
gamma-Chlordane	0.030		ug/L	U	YES																
Heptachlor	0.030		ug/L	U	YES																
Heptachlor epoxide	0.030		ug/L	U	YES																
Methoxychlor	0.10		ug/L	U	YES																
Toxaphene	2.0		ug/L	U	YES																
Analysis Method : 8082						**Dilution: 1**															
Aroclor 1016	0.50		ug/L	U	YES																
Aroclor 1221	0.50		ug/L	U	YES																
Aroclor 1232	0.50		ug/L	U	YES																
Aroclor 1242	0.50		ug/L	U	YES																
Aroclor 1248	0.50		ug/L	U	YES																
Aroclor 1254	0.50		ug/L	U	YES																
Aroclor 1260	0.50		ug/L	U	YES																
Analysis Method : 8260B						**Dilution: 1**															

* Overall result qualifier reflects summation of qualifiers added during automated data review and any qualifiers added manually for categories not assessed by automated data review

Sample Qualification Report with Reason Codes (All Results sorted by Client Sample ID)

Client Sample ID : FWGLL12MW184C-0592-GW **Lab Report Batch :** A8A310224 **Lab ID :** STLCAN

Sample Date : 01/31/2008 **Analysis Type: RES** **Sample Matrix :** AQ

Lab Sample ID: A8A310224002

Reviewed By / Date : Angye Dragotta 3/13/2008 **Approved By / Date :** Heather Melby 3/25/08

Analyte Name	Result	Uncertainty / Error	Result Units	Lab Qual	Rep Res	Overall Qual*	Temp	HT	MB	LCS	MS	Lab Dup	Surr	Rep Limit	Moist Tot/Dis	Field QC	Tune	IC	ICV	CV / CCV	Reason Codes
Analysis Method : 8260B						**Dilution: 1**															
1,1,1-Trichloroethane	1.0		ug/L	U	YES																
1,1,2,2-Tetrachloroethane	1.0		ug/L	U	YES																
1,1,2-Trichloroethane	1.0		ug/L	U	YES																
1,1-Dichloroethane	1.0		ug/L	U	YES																
1,1-Dichloroethene	1.0		ug/L	U	YES																
1,2-Dibromoethane	1.0		ug/L	U	YES																
1,2-Dichloroethane	1.0		ug/L	U	YES																
1,2-Dichloroethene (total)	1.0		ug/L	U	YES																
1,2-Dichloropropane	1.0		ug/L	U	YES																
2-Butanone	10		ug/L	U	YES	UJ															Pm-
2-Hexanone	10		ug/L	U	YES																
4-Methyl-2-pentanone	10		ug/L	U	YES																
Acetone	10		ug/L	U	YES	UJ															Pm-
Benzene	1.0		ug/L	U	YES																
Bromochloromethane	1.0		ug/L	U	YES																
Bromodichloromethane	1.0		ug/L	U	YES																
Bromoform	1.0		ug/L	U	YES	UJ															Pm-
Bromomethane	1.0		ug/L	U	YES	~~UJ~~	DNO 3/25/08														~~Pm-~~
Carbon disulfide	1.0		ug/L	U	YES																
Carbon tetrachloride	1.0		ug/L	U	YES																
Chlorobenzene	1.0		ug/L	U	YES																
Chloroethane	1.0		ug/L	U	YES																
Chloroform	1.0		ug/L	U	YES																
Chloromethane	1.0		ug/L	U	YES																
cis-1,2-Dichloroethene	1.0		ug/L	U	YES																
cis-1,3-Dichloropropene	1.0		ug/L	U	YES																
Dibromochloromethane	1.0		ug/L	U	YES	UJ															Pm-
Ethylbenzene	1.0		ug/L	U	YES																
M&P-XYLENES	2.0		ug/L	U	YES																
Methylene chloride	2.0		ug/L	U	YES	UJ															Pm-
o-Xylene	1.0		ug/L	U	YES																

* Overall result qualifier reflects summation of qualifiers added during automated data review and any qualifiers added manually for categories not assessed by automated data review

Sample Qualification Report with Reason Codes (All Results sorted by Client Sample ID)

Client Sample ID : FWGLL12MW184C-0592-GW **Lab Report Batch :** A8A310224 **Lab ID :** STLCAN

Sample Date : 01/31/2008 **Analysis Type: RES** **Sample Matrix :** AQ

Lab Sample ID: A8A310224002

Reviewed By / Date : Angye Dragotta 3/13/2008 **Approved By / Date :** Deanna Reilly 3/25/08

Analyte Name	Result	Uncertainty / Error	Result Units	Lab Qual	Rep Res	Overall Qual*	Temp	HT	MB	LCS	MS	Lab Dup	Surr	Rep Limit	Moist Tot/Dis	Field QC	Tune	IC	ICV	CV / CCV	Reason Codes
Analysis Method : 8260B						**Dilution: 1**															
Styrene	1.0		ug/L	U	YES																
Tetrachloroethene	1.0		ug/L	U	YES																
Toluene	1.0		ug/L	U	YES																
TOTAL XYLENES	2.0		ug/L	U	YES																
trans-1,2-Dichloroethene	1.0		ug/L	U	YES																
trans-1,3-Dichloropropene	1.0		ug/L	U	YES																
Trichloroethene	1.0		ug/L	U	YES																
Vinyl chloride	1.0		ug/L	U	YES																
Analysis Method : 8270C						**Dilution: 1**															
1,2,4-Trichlorobenzene	1.0		ug/L	U	YES																
1,2-Dichlorobenzene	1.0		ug/L	U	YES																
1,3-Dichlorobenzene	1.0		ug/L	U	YES																
1,4-Dichlorobenzene	1.0		ug/L	U	YES																
2,2-OXYBIS (1-CHLOROPROPANE)	1.0		ug/L	U	YES																
2,4,5-Trichlorophenol	5.0		ug/L	U	YES																
2,4,6-Trichlorophenol	5.0		ug/L	U	YES																
2,4-Dichlorophenol	2.0		ug/L	U	YES																
2,4-Dimethylphenol	2.0		ug/L	U	YES																
2,4-Dinitrophenol	5.0		ug/L	U	YES																
2,4-Dinitrotoluene	5.0		ug/L	U	YES																
2,6-Dinitrotoluene	5.0		ug/L	U	YES																
2-Chloronaphthalene	1.0		ug/L	U	YES																
2-Chlorophenol	1.0		ug/L	U	YES																
2-Methylnaphthalene	0.20		ug/L	U	YES																
2-Methylphenol	1.0		ug/L	U	YES																
2-Nitroaniline	2.0		ug/L	U	YES																
2-Nitrophenol	2.0		ug/L	U	YES																
3-Nitroaniline	2.0		ug/L	U	YES																
4,6-Dinitro-2-methylphenol	5.0		ug/L	U	YES																
4-Bromophenyl phenyl ether	2.0		ug/L	U	YES																
4-Chloro-3-methylphenol	2.0		ug/L	U	YES																

* Overall result qualifier reflects summation of qualifiers added during automated data review and any qualifiers added manually for categories not assessed by automated data review

Sample Qualification Report with Reason Codes (All Results sorted by Client Sample ID)

Client Sample ID : FWGLL12MW184C-0592-GW **Lab Report Batch :** A8A310224 **Lab ID :** STLCAN

Sample Date : 01/31/2008 **Analysis Type: RES** **Sample Matrix :** AQ

Lab Sample ID: A8A310224002

Reviewed By / Date : Angye Dragotta 3/13/2008 **Approved By / Date :** [signature] 3/25/08

Analyte Name	Result	Uncertainty / Error	Result Units	Lab Qual	Rep Res	Overall Qual*	Temp	HT	MB	LCS	MS	Lab Dup	Surr	Rep Limit	Moist Tot/Dis	Field QC	Tune	IC	ICV	CV / CCV	Reason Codes
Analysis Method : 8270C						**Dilution: 1**															
4-Chloroaniline	2.0		ug/L	U	YES																
4-Chlorophenyl phenyl ether	2.0		ug/L	U	YES																
4-Methylphenol	1.0		ug/L	U	YES																
4-Nitroanaline	2.0		ug/L	U	YES																
4-Nitrophenol	5.0		ug/L	U	YES																
Acenaphthene	0.20		ug/L	U	YES																
Acenaphthylene	0.20		ug/L	U	YES																
Anthracene	0.20		ug/L	U	YES																
Benzo(a)anthracene	0.20		ug/L	U	YES																
Benzo(a)pyrene	0.20		ug/L	U	YES																
Benzo(b)fluoranthene	0.20		ug/L	U	YES																
BENZO(G,H,I)PERYLENE	0.20		ug/L	U	YES																
Benzo(k)fluoranthene	0.20		ug/L	U	YES																
Benzoic acid	10		ug/L	U	YES	R				R											J-
Benzyl alcohol	5.0		ug/L	U	YES																
bis(2-Chloroethoxy)methane	1.0		ug/L	U	YES																
bis(2-Chloroethyl) ether	1.0		ug/L	U	YES																
bis(2-Ethylhexyl) phthalate	10		ug/L	U	YES																
Butylbenzyl Phthalate	1.0		ug/L	U	YES																
Carbazole	1.0		ug/L	U	YES																
Chrysene	0.20		ug/L	U	YES																
dibenzo(a,h)anthracene	0.20		ug/L	U	YES																
Dibenzofuran	1.0		ug/L	U	YES																
Diethyl phthalate	1.0		ug/L	U	YES																
Dimethyl phthalate	1.0		ug/L	U	YES																
Di-n-butyl phthalate	1.0		ug/L	U	YES																
Di-n-octyl phthalate	1.0		ug/L	U	YES																
Fluoranthene	0.20		ug/L	U	YES																
Fluorene	0.20		ug/L	U	YES																
Hexachlorobenzene	0.20		ug/L	U	YES																
Hexachlorobutadiene	1.0		ug/L	U	YES																

* Overall result qualifier reflects summation of qualifiers added during automated data review and any qualifiers added manually for categories not assessed by automated data review

Sample Qualification Report with Reason Codes (All Results sorted by Client Sample ID)

Client Sample ID : FWGLL12MW184C-0592-GW **Lab Report Batch :** A8A310224 **Lab ID :** STLCAN

Sample Date : 01/31/2008 **Analysis Type: RES** **Sample Matrix :** AQ

Lab Sample ID: A8A310224002

Reviewed By / Date : Angye Dragotta 3/13/2008 **Approved By / Date :** Heather Nelson 3/25/08

Analyte Name	Result	Uncertainty / Error	Result Units	Lab Qual	Rep Res	Overall Qual*	Temp	HT	MB	LCS	MS	Lab Dup	Surr	Rep Limit	Moist Tot/Dis	Field QC	Tune	IC	ICV	CV / CCV	Reason Codes
Analysis Method : 8270C						**Dilution: 1**															
Hexachlorocyclopentadiene	10		ug/L	U	YES	R				R											J-
Hexachloroethane	1.0		ug/L	U	YES																
Indeno(1,2,3-cd)pyrene	0.20		ug/L	U	YES																
Isophorone	1.0		ug/L	U	YES																
Naphthalene	0.20		ug/L	U	YES																
Nitrobenzene	1.0		ug/L	U	YES																
N-nitroso-di-n-propylamine	1.0		ug/L	U	YES																
N-Nitrosodiphenylamine	1.0		ug/L	U	YES																
Pentachlorophenol	5.0		ug/L	U	YES																
Phenanthrene	0.20		ug/L	U	YES																
Phenol	1.0		ug/L	U	YES																
Pyrene	0.20		ug/L	U	YES																
Analysis Method : 9012A						**Dilution: 1**															
Cyanide	0.010		mg/L	U	YES																

* Overall result qualifier reflects summation of qualifiers added during automated data review and any qualifiers added manually for categories not assessed by automated data review

Sample Qualification Report with Reason Codes (All Results sorted by Client Sample ID)

Client Sample ID : FWGLL12mw-DUP3-0603-GF
Sample Date : 01/31/2008
Lab Sample ID: A8A310224012

Lab Report Batch : A8A310224
Analysis Type: RES/TOT

Lab ID : STLCAN
Sample Matrix : AQ

Reviewed By / Date : Angye Dragotta 3/13/2008

Approved By / Date : Heather Medley 3/25/08

Analyte Name	Result	Uncertainty / Error	Result Units	Lab Qual	Rep Res	Overall Qual*	Temp	HT	MB	LCS	MS	Lab Dup	Surr	Rep Limit	Moist Tot/Dis	Field QC	Tune	IC	ICV	CV / CCV	Reason Codes
Analysis Method : 6010B						**Dilution: 1**															
Arsenic	17.0		ug/L		YES																
Barium	27.4		ug/L	J	YES																
Calcium	161000		ug/L	J	YES																
Chromium	5.0		ug/L	U	YES																
Cobalt	5.0		ug/L	U	YES																
Copper	5.0		ug/L	U	YES																
Lead	3.0		ug/L	U	YES																
Magnesium	69000		ug/L	J	YES																
Manganese	245		ug/L	J	YES																
Nickel	10.0		ug/L	U	YES																
Potassium	3450		ug/L	J	YES																
Selenium	5.0		ug/L	U	YES																
Silver	5.0		ug/L	U	YES																
Sodium	17700		ug/L		YES																
Vanadium	10.0		ug/L	U	YES																
Analysis Method : 6020						**Dilution: 1**															
Aluminum	50.0		ug/L	U	YES																
Antimony	2.0		ug/L	U	YES																
Beryllium	1.0		ug/L	U	YES																
Cadmium	0.50		ug/L	U	YES																
Iron	2360		ug/L	J	YES	J						J									Z
Thallium	1.0		ug/L	U	YES																
Zinc	3.3		ug/L	B J	YES	~~UJ~~ BJ	~~ASD~~ 3/13/08		~~U~~ B					J							L, Z, P
Analysis Method : 7470A						**Dilution: 1**															
Mercury	0.20		ug/L	U	YES																

Project Number and Name: 030240.0006 - Ravenna
Library Used: Ravenna GW
ADR 8.1
Report Date: 3/13/2008 13:41

* Overall result qualifier reflects summation of qualifiers added during automated data review and any qualifiers added manually for categories not assessed by automated data review

Sample Qualification Report with Reason Codes (All Results sorted by Client Sample ID)

Client Sample ID : FWGLL12mw-DUP3-0603-GW
Lab Report Batch : A8A310224
Lab ID : STLCAN
Sample Date : 01/31/2008
Analysis Type: RE
Sample Matrix : AQ
Lab Sample ID: A8A310224011

Reviewed By / Date : Angye Dragotta 3/13/2008
Approved By / Date : 3/25/08

Analyte Name	Result	Uncertainty / Error	Result Units	Lab Qual	Rep Res	Overall Qual*	Temp	HT	MB	LCS	MS	Lab Dup	Surr	Rep Limit	Moist Tot/Dis	Field QC	Tune	IC	ICV	CV / CCV	Reason Codes
Analysis Method : 8270C						**Dilution: 2.5**															
bis(2-Ethylhexyl) phthalate	73		ug/L		YES	J															8

* Overall result qualifier reflects summation of qualifiers added during automated data review and any qualifiers added manually for categories not assessed by automated data review

Sample Qualification Report with Reason Codes (All Results sorted by Client Sample ID)

Client Sample ID : FWGLL12mw-DUP3-0603-GW **Lab Report Batch :** A8A310224 **Lab ID :** STLCAN

Sample Date : 01/31/2008 **Analysis Type: RE2** **Sample Matrix :** AQ

Lab Sample ID: A8A310224011

Reviewed By / Date : Angye Dragotta 3/13/2008 **Approved By / Date :** 3/25/08

Analyte Name	Result	Uncertainty / Error	Result Units	Lab Qual	Rep Res	Overall Qual*	Temp	HT	MB	LCS	MS	Lab Dup	Surr	Rep Limit	Moist Tot/Dis	Field QC	Tune	IC	ICV	CV / CCV	Reason Codes
Analysis Method : 8270C						**Dilution: 1**															
3,3'-Dichlorobenzidine	5.0		ug/L	U	YES	UJ		UJ													D-

* Overall result qualifier reflects summation of qualifiers added during automated data review and any qualifiers added manually for categories not assessed by automated data review

Sample Qualification Report with Reason Codes (All Results sorted by Client Sample ID)

Client Sample ID : FWGLL12mw-DUP3-0603-GW
Lab Report Batch : A8A310224
Lab ID : STLCAN
Sample Date : 01/31/2008
Analysis Type: RES
Sample Matrix : AQ
Lab Sample ID: A8A310224011

Reviewed By / Date : Angye Dragotta 3/13/2008
Approved By / Date : Heather Mulloy 3/25/08

Analyte Name	Result	Uncertainty / Error	Result Units	Lab Qual	Rep Res	Overall Qual*	Temp	HT	MB	LCS	MS	Lab Dup	Surr	Rep Limit	Moist Tot/Dis	Field QC	Tune	IC	ICV	CV / CCV	Reason Codes
Analysis Method : 353.2						**Dilution: 1**															
Nitrate as N (NO3-N)	0.2		mg/L	J	YES																
Analysis Method : 8081A						**Dilution: 1**															
4,4'-DDD	0.030		ug/L	U	YES																
4,4'-DDE	0.030		ug/L	U	YES																
4,4'-DDT	0.030		ug/L	U	YES																
Aldrin	0.030		ug/L	U	YES																
alpha-BHC	0.030		ug/L	U	YES																
alpha-Chordane	0.030		ug/L	U	YES																
beta-BHC	0.030		ug/L	U	YES																
delta-BHC	0.030		ug/L	U	YES																
Dieldrin	0.030		ug/L	U	YES																
Endosulfan I	0.025		ug/L	U	YES																
Endosulfan II	0.025		ug/L	U	YES																
Endosulfan sulfate	0.030		ug/L	U	YES																
Endrin	0.030		ug/L	U	YES																
Endrin aldehyde	0.030		ug/L	U	YES																
Endrin ketone	0.030		ug/L	U	YES																
gamma-BHC	0.030		ug/L	U	YES																
gamma-Chlordane	0.030		ug/L	U	YES																
Heptachlor	0.030		ug/L	U	YES																
Heptachlor epoxide	0.030		ug/L	U	YES																
Methoxychlor	0.10		ug/L	U	YES																
Toxaphene	2.0		ug/L	U	YES																
Analysis Method : 8082						**Dilution: 1**															
Aroclor 1016	0.50		ug/L	U	YES																
Aroclor 1221	0.50		ug/L	U	YES																
Aroclor 1232	0.50		ug/L	U	YES																
Aroclor 1242	0.50		ug/L	U	YES																
Aroclor 1248	0.50		ug/L	U	YES																
Aroclor 1254	0.50		ug/L	U	YES																
Aroclor 1260	0.50		ug/L	U	YES																
Analysis Method : 8260B						**Dilution: 1**															

* Overall result qualifier reflects summation of qualifiers added during automated data review and any qualifiers added manually for categories not assessed by automated data review

Sample Qualification Report with Reason Codes (All Results sorted by Client Sample ID)

Client Sample ID : FWGLL12mw-DUP3-0603-GW **Lab Report Batch :** A8A310224 **Lab ID :** STLCAN

Sample Date : 01/31/2008 **Analysis Type: RES** **Sample Matrix :** AQ

Lab Sample ID: A8A310224011

Reviewed By / Date : Angye Dragotta 3/13/2008 **Approved By / Date :** Heather Hedley 3/25/08

Analyte Name	Result	Uncertainty / Error	Result Units	Lab Qual	Rep Res	Overall Qual*	Temp	HT	MB	LCS	MS	Lab Dup	Surr	Rep Limit	Moist Tot/Dis	Field QC	Tune	IC	ICV	CV / CCV	Reason Codes
Analysis Method : 8260B						**Dilution: 1**															
1,1,1-Trichloroethane	1.0		ug/L	U	YES																
1,1,2,2-Tetrachloroethane	1.0		ug/L	U	YES																
1,1,2-Trichloroethane	1.0		ug/L	U	YES																
1,1-Dichloroethane	1.0		ug/L	U	YES																
1,1-Dichloroethene	1.0		ug/L	U	YES																
1,2-Dibromoethane	1.0		ug/L	U	YES																
1,2-Dichloroethane	1.0		ug/L	U	YES																
1,2-Dichloroethene (total)	1.0		ug/L	U	YES																
1,2-Dichloropropane	1.0		ug/L	U	YES																
2-Butanone	10		ug/L	U	YES	UJ															Pm-
2-Hexanone	10		ug/L	U	YES																
4-Methyl-2-pentanone	10		ug/L	U	YES																
Acetone	10		ug/L	U	YES	UJ															Pm-
Benzene	1.0		ug/L	U	YES																
Bromochloromethane	1.0		ug/L	U	YES																
Bromodichloromethane	1.0		ug/L	U	YES																
Bromoform	1.0		ug/L	U	YES	UJ															Pm-
Bromomethane	1.0		ug/L	U	YES	~~UJ~~	dnw 3/25/08														~~Pm-~~
Carbon disulfide	1.0		ug/L	U	YES																
Carbon tetrachloride	1.0		ug/L	U	YES																
Chlorobenzene	1.0		ug/L	U	YES																
Chloroethane	1.0		ug/L	U	YES																
Chloroform	1.0		ug/L	U	YES																
Chloromethane	1.0		ug/L	U	YES																
cis-1,2-Dichloroethene	1.0		ug/L	U	YES																
cis-1,3-Dichloropropene	1.0		ug/L	U	YES																
Dibromochloromethane	1.0		ug/L	U	YES	UJ															Pm-
Ethylbenzene	1.0		ug/L	U	YES																
M&P-XYLENES	2.0		ug/L	U	YES																
Methylene chloride	2.0		ug/L	U	YES	UJ															Pm-
o-Xylene	1.0		ug/L	U	YES																

* Overall result qualifier reflects summation of qualifiers added during automated data review and any qualifiers added manually for categories not assessed by automated data review

Sample Qualification Report with Reason Codes (All Results sorted by Client Sample ID)

Client Sample ID : FWGLL12mw-DUP3-0603-GW
Lab Report Batch : A8A310224
Lab ID : STLCAN
Sample Date : 01/31/2008
Analysis Type: RES
Sample Matrix : AQ
Lab Sample ID: A8A310224011

Reviewed By / Date : Angye Dragotta 3/13/2008
Approved By / Date : Deanna Melby 3/25/08

Analyte Name	Result	Uncertainty / Error	Result Units	Lab Qual	Rep Res	Overall Qual*	Temp	HT	MB	LCS	MS	Lab Dup	Surr	Rep Limit	Moist Tot/Dis	Field QC	Tune	IC	ICV	CV / CCV	Reason Codes
Analysis Method : 8260B						**Dilution: 1**															
Styrene	1.0		ug/L	U	YES																
Tetrachloroethene	1.0		ug/L	U	YES																
Toluene	1.0		ug/L	U	YES																
TOTAL XYLENES	2.0		ug/L	U	YES																
trans-1,2-Dichloroethene	1.0		ug/L	U	YES																
trans-1,3-Dichloropropene	1.0		ug/L	U	YES																
Trichloroethene	1.0		ug/L	U	YES																
Vinyl chloride	1.0		ug/L	U	YES																
Analysis Method : 8270C						**Dilution: 1**															
1,2,4-Trichlorobenzene	1.0		ug/L	U	YES																
1,2-Dichlorobenzene	1.0		ug/L	U	YES																
1,3-Dichlorobenzene	1.0		ug/L	U	YES																
1,4-Dichlorobenzene	1.0		ug/L	U	YES																
2,2-OXYBIS (1-CHLOROPROPANE)	1.0		ug/L	U	YES																
2,4,5-Trichlorophenol	5.0		ug/L	U	YES																
2,4,6-Trichlorophenol	5.0		ug/L	U	YES																
2,4-Dichlorophenol	2.0		ug/L	U	YES																
2,4-Dimethylphenol	2.0		ug/L	U	YES																
2,4-Dinitrophenol	5.0		ug/L	U	YES																
2,4-Dinitrotoluene	5.0		ug/L	U	YES																
2,6-Dinitrotoluene	5.0		ug/L	U	YES																
2-Chloronaphthalene	1.0		ug/L	U	YES																
2-Chlorophenol	1.0		ug/L	U	YES																
2-Methylnaphthalene	0.20		ug/L	U	YES																
2-Methylphenol	1.0		ug/L	U	YES																
2-Nitroaniline	2.0		ug/L	U	YES																
2-Nitrophenol	2.0		ug/L	U	YES																
3-Nitroaniline	2.0		ug/L	U	YES																
4,6-Dinitro-2-methylphenol	5.0		ug/L	U	YES																
4-Bromophenyl phenyl ether	2.0		ug/L	U	YES																
4-Chloro-3-methylphenol	2.0		ug/L	U	YES																

* Overall result qualifier reflects summation of qualifiers added during automated data review and any qualifiers added manually for categories not assessed by automated data review

Sample Qualification Report with Reason Codes (All Results sorted by Client Sample ID)

Client Sample ID : FWGLL12mw-DUP3-0603-GW
Lab Report Batch : A8A310224
Lab ID : STLCAN
Sample Date : 01/31/2008
Analysis Type: RES
Sample Matrix : AQ
Lab Sample ID: A8A310224011

Reviewed By / Date : Angye Dragotta 3/13/2008
Approved By / Date : Heather McCrey 3/25/08

Analyte Name	Result	Uncertainty / Error	Result Units	Lab Qual	Rep Res	Overall Qual*	Temp	HT	MB	LCS	MS	Lab Dup	Surr	Rep Limit	Moist Tot/Dis	Field QC	Tune	IC	ICV	CV / CCV	Reason Codes
Analysis Method : 8270C						**Dilution: 1**															
4-Chloroaniline	2.0		ug/L	U	YES																
4-Chlorophenyl phenyl ether	2.0		ug/L	U	YES																
4-Methylphenol	1.0		ug/L	U	YES																
4-Nitroanaline	2.0		ug/L	U	YES																
4-Nitrophenol	5.0		ug/L	U	YES																
Acenaphthene	0.20		ug/L	U	YES																
Acenaphthylene	0.20		ug/L	U	YES																
Anthracene	0.20		ug/L	U	YES																
Benzo(a)anthracene	0.20		ug/L	U	YES																
Benzo(a)pyrene	0.20		ug/L	U	YES																
Benzo(b)fluoranthene	0.20		ug/L	U	YES																
BENZO(G,H,I)PERYLENE	0.20		ug/L	U	YES																
Benzo(k)fluoranthene	0.20		ug/L	U	YES																
Benzoic acid	10		ug/L	U	YES	R				R											J-
Benzyl alcohol	5.0		ug/L	U	YES																
bis(2-Chloroethoxy)methane	1.0		ug/L	U	YES																
bis(2-Chloroethyl) ether	1.0		ug/L	U	YES																
Butylbenzyl Phthalate	1.0		ug/L	U	YES																
Carbazole	1.0		ug/L	U	YES																
Chrysene	0.20		ug/L	U	YES																
dibenzo(a,h)anthracene	0.20		ug/L	U	YES																
Dibenzofuran	1.0		ug/L	U	YES																
Diethyl phthalate	1.0		ug/L	U	YES																
Dimethyl phthalate	1.0		ug/L	U	YES																
Di-n-butyl phthalate	0.81		ug/L	J	YES	J								J							L, B
Di-n-octyl phthalate	5.5		ug/L		YES	J															B, J
Fluoranthene	0.20		ug/L	U	YES																
Fluorene	0.20		ug/L	U	YES																
Hexachlorobenzene	0.20		ug/L	U	YES																
Hexachlorobutadiene	1.0		ug/L	U	YES																
Hexachlorocyclopentadiene	10		ug/L	U	YES	R				R											J-

* Overall result qualifier reflects summation of qualifiers added during automated data review and any qualifiers added manually for categories not assessed by automated data review

Sample Qualification Report with Reason Codes (All Results sorted by Client Sample ID)

Client Sample ID : FWGLL12mw-DUP3-0603-GW **Lab Report Batch :** A8A310224 **Lab ID :** STLCAN

Sample Date : 01/31/2008 **Analysis Type: RES** **Sample Matrix :** AQ

Lab Sample ID: A8A310224011

Reviewed By / Date : Angye Dragotta 3/13/2008 **Approved By / Date :** Heather Nedley 3/25/08

Analyte Name	Result	Uncertainty / Error	Result Units	Lab Qual	Rep Res	Overall Qual*	Temp	HT	MB	LCS	MS	Lab Dup	Surr	Rep Limit	Moist Tot/Dis	Field QC	Tune	IC	ICV	CV / CCV	Reason Codes
Analysis Method : 8270C						**Dilution: 1**															
Hexachloroethane	1.0		ug/L	U	YES																
Indeno(1,2,3-cd)pyrene	0.20		ug/L	U	YES																
Isophorone	1.0		ug/L	U	YES																
Naphthalene	0.20		ug/L	U	YES																
Nitrobenzene	1.0		ug/L	U	YES																
N-nitroso-di-n-propylamine	1.0		ug/L	U	YES																
N-Nitrosodiphenylamine	1.0		ug/L	U	YES																
Pentachlorophenol	5.0		ug/L	U	YES																
Phenanthrene	0.20		ug/L	U	YES																
Phenol	1.0		ug/L	U	YES																
Pyrene	0.20		ug/L	U	YES																
Analysis Method : 9012A						**Dilution: 1**															
Cyanide	0.010		mg/L	U	YES																

* Overall result qualifier reflects summation of qualifiers added during automated data review and any qualifiers added manually for categories not assessed by automated data review

Sample Qualification Report with Reason Codes (All Results sorted by Client Sample ID)

Client Sample ID : FWGLL3mw-235C-0578-GF **Lab Report Batch :** A8A310224 **Lab ID :** STLCAN

Sample Date : 01/31/2008 **Analysis Type: RES/TOT** **Sample Matrix :** AQ

Lab Sample ID: A8A310224014

Reviewed By / Date : Angye Dragotta 3/13/2008 **Approved By / Date :** Heather Kelley 3/25/08

Analyte Name	Result	Uncertainty / Error	Result Units	Lab Qual	Rep Res	Overall Qual*	Temp	HT	MB	LCS	MS	Lab Dup	Surr	Rep Limit	Moist Tot/Dis	Field QC	Tune	IC	ICV	CV / CCV	Reason Codes
Analysis Method : 6010B						**Dilution: 1**															
Arsenic	5.0		ug/L	U	YES																
Barium	2.5		ug/L	B J	YES	J								J							L
Calcium	35200		ug/L	J	YES																
Chromium	5.0		ug/L	U	YES																
Cobalt	5.0		ug/L	U	YES																
Copper	5.0		ug/L	U	YES																
Lead	3.0		ug/L	U	YES																
Magnesium	15400		ug/L	J	YES																
Manganese	172		ug/L	J	YES																
Nickel	8.9		ug/L	B	YES	J								J							L
Potassium	757		ug/L	B J	YES	J								J							L
Selenium	5.0		ug/L	U	YES																
Silver	5.0		ug/L	U	YES																
Sodium	9790		ug/L		YES																
Vanadium	10.0		ug/L	U	YES																
Analysis Method : 6020						**Dilution: 1**															
Aluminum	50.0		ug/L	U	YES																
Antimony	2.0		ug/L	U	YES																
Beryllium	1.0		ug/L	U	YES																
Cadmium	0.28		ug/L	B	YES	J								J							L
Iron	703		ug/L	J	YES	J						J									Z
Thallium	1.0		ug/L	U	YES																
Zinc	16.6		ug/L	J	YES	B	3/15/08		B												F, Z
Analysis Method : 7470A						**Dilution: 1**															
Mercury	0.20		ug/L	U	YES																

Project Number and Name: 030240.0006 - Ravenna **Library Used:** Ravenna GW

ADR 8.1 Report Date: 3/13/2008 13:41

* Overall result qualifier reflects summation of qualifiers added during automated data review and any qualifiers added manually for categories not assessed by automated data review

Sample Qualification Report with Reason Codes (All Results sorted by Client Sample ID)

Client Sample ID : FWGLL3mw-235C-0578-GW **Lab Report Batch :** A8A310224 **Lab ID :** STLCAN

Sample Date : 01/31/2008 **Analysis Type: RE** **Sample Matrix :** AQ

Lab Sample ID: A8A310224013

Reviewed By / Date : Angye Dragotta 3/13/2008 **Approved By / Date :** Heather Kelley 3/25/08

Analyte Name	Result	Uncertainty / Error	Result Units	Lab Qual	Rep Res	Overall Qual*	Temp	HT	MB	LCS	MS	Lab Dup	Surr	Rep Limit	Moist Tot/Dis	Field QC	Tune	IC	ICV	CV / CCV	Reason Codes
Analysis Method : 8270C						**Dilution: 1**															
3,3'-Dichlorobenzidine	5.0		ug/L	U	YES	UJ		UJ													D-

* Overall result qualifier reflects summation of qualifiers added during automated data review and any qualifiers added manually for categories not assessed by automated data review

Sample Qualification Report with Reason Codes (All Results sorted by Client Sample ID)

Client Sample ID : FWGLL3mw-235C-0578-GW **Lab Report Batch :** A8A310224 **Lab ID :** STLCAN

Sample Date : 01/31/2008 **Analysis Type: RES** **Sample Matrix :** AQ

Lab Sample ID: A8A310224013

Reviewed By / Date : Angye Dragotta 3/13/2008 **Approved By / Date :** Deanna Kelly 3/25/08

Analyte Name	Result	Uncertainty / Error	Result Units	Lab Qual	Rep Res	Overall Qual*	Temp	HT	MB	LCS	MS	Lab Dup	Surr	Rep Limit	Moist Tot/Dis	Field QC	Tune	IC	ICV	CV / CCV	Reason Codes
Analysis Method : 8081A						**Dilution: 1**															
4,4'-DDD	0.030		ug/L	U	YES																
4,4'-DDE	0.030		ug/L	U	YES																
4,4'-DDT	0.030		ug/L	U	YES																
Aldrin	0.030		ug/L	U	YES																
alpha-BHC	0.030		ug/L	U	YES																
alpha-Chordane	0.030		ug/L	U	YES																
beta-BHC	0.030		ug/L	U	YES																
delta-BHC	0.030		ug/L	U	YES																
Dieldrin	0.030		ug/L	U	YES																
Endosulfan I	0.025		ug/L	U	YES																
Endosulfan II	0.025		ug/L	U	YES																
Endosulfan sulfate	0.030		ug/L	U	YES																
Endrin	0.030		ug/L	U	YES																
Endrin aldehyde	0.030		ug/L	U	YES																
Endrin ketone	0.030		ug/L	U	YES																
gamma-BHC	0.030		ug/L	U	YES																
gamma-Chlordane	0.030		ug/L	U	YES																
Heptachlor	0.030		ug/L	U	YES																
Heptachlor epoxide	0.030		ug/L	U	YES																
Methoxychlor	0.10		ug/L	U	YES																
Toxaphene	2.0		ug/L	U	YES																
Analysis Method : 8082						**Dilution: 1**															
Aroclor 1016	0.50		ug/L	U	YES																
Aroclor 1221	0.50		ug/L	U	YES																
Aroclor 1232	0.50		ug/L	U	YES																
Aroclor 1242	0.50		ug/L	U	YES																
Aroclor 1248	0.50		ug/L	U	YES																
Aroclor 1254	0.50		ug/L	U	YES																
Aroclor 1260	0.50		ug/L	U	YES																
Analysis Method : 8260B						**Dilution: 1**															
1,1,1-Trichloroethane	1.0		ug/L	U	YES																
1,1,2,2-Tetrachloroethane	1.0		ug/L	U	YES																

* Overall result qualifier reflects summation of qualifiers added during automated data review and any qualifiers added manually for categories not assessed by automated data review

Sample Qualification Report with Reason Codes (All Results sorted by Client Sample ID)

Client Sample ID : FWGLL3mw-235C-0578-GW **Lab Report Batch :** A8A310224 **Lab ID :** STLCAN

Sample Date : 01/31/2008 **Analysis Type: RES** **Sample Matrix :** AQ

Lab Sample ID: A8A310224013

Reviewed By / Date : Angye Dragotta 3/13/2008 **Approved By / Date :** Heather Hedley 3/25/08

Analyte Name	Result	Uncertainty / Error	Result Units	Lab Qual	Rep Res	Overall Qual*	Temp	HT	MB	LCS	MS	Lab Dup	Surr	Rep Limit	Moist Tot/Dis	Field QC	Tune	IC	ICV	CV / CCV	Reason Codes
Analysis Method : 8260B						**Dilution: 1**															
1,1,2-Trichloroethane	1.0		ug/L	U	YES																
1,1-Dichloroethane	1.0		ug/L	U	YES																
1,1-Dichloroethene	1.0		ug/L	U	YES																
1,2-Dibromoethane	1.0		ug/L	U	YES																
1,2-Dichloroethane	1.0		ug/L	U	YES																
1,2-Dichloroethene (total)	1.0		ug/L	U	YES																
1,2-Dichloropropane	1.0		ug/L	U	YES																
2-Butanone	10		ug/L	U	YES	UJ															Pm-
2-Hexanone	10		ug/L	U	YES																
4-Methyl-2-pentanone	10		ug/L	U	YES																
Acetone	10		ug/L	U	YES	UJ															Pm-
Benzene	1.0		ug/L	U	YES																
Bromochloromethane	1.0		ug/L	U	YES																
Bromodichloromethane	1.0		ug/L	U	YES																
Bromoform	1.0		ug/L	U	YES	UJ															Pm-
Bromomethane	1.0		ug/L	U	YES	~~UJ~~	dmv 3/25/08														~~Pm-~~
Carbon disulfide	1.0		ug/L	U	YES																
Carbon tetrachloride	1.0		ug/L	U	YES																
Chlorobenzene	1.0		ug/L	U	YES																
Chloroethane	1.0		ug/L	U	YES																
Chloroform	1.0		ug/L	U	YES																
Chloromethane	1.0		ug/L	U	YES																
cis-1,2-Dichloroethene	1.0		ug/L	U	YES																
cis-1,3-Dichloropropene	1.0		ug/L	U	YES																
Dibromochloromethane	1.0		ug/L	U	YES	UJ															Pm-
Ethylbenzene	1.0		ug/L	U	YES																
M&P-XYLENES	2.0		ug/L	U	YES																
Methylene chloride	2.0		ug/L	U	YES	UJ															Pm-
o-Xylene	1.0		ug/L	U	YES																
Styrene	1.0		ug/L	U	YES																
Tetrachloroethene	1.0		ug/L	U	YES																

* Overall result qualifier reflects summation of qualifiers added during automated data review and any qualifiers added manually for categories not assessed by automated data review

Sample Qualification Report with Reason Codes (All Results sorted by Client Sample ID)

Client Sample ID : FWGLL3mw-235C-0578-GW **Lab Report Batch :** A8A310224 **Lab ID :** STLCAN

Sample Date : 01/31/2008 **Analysis Type: RES** **Sample Matrix :** AQ

Lab Sample ID: A8A310224013

Reviewed By / Date : Angye Dragotta 3/13/2008 **Approved By / Date :** Heather Kelley 3/25/08

Analyte Name	Result	Uncertainty / Error	Result Units	Lab Qual	Rep Res	Overall Qual*	Temp	HT	MB	LCS	MS	Lab Dup	Surr	Rep Limit	Moist Tot/Dis	Field QC	Tune	IC	ICV	CV / CCV	Reason Codes
Analysis Method : 8260B						**Dilution: 1**															
Toluene	1.0		ug/L	U	YES																
TOTAL XYLENES	2.0		ug/L	U	YES																
trans-1,2-Dichloroethene	1.0		ug/L	U	YES																
trans-1,3-Dichloropropene	1.0		ug/L	U	YES																
Trichloroethene	1.0		ug/L	U	YES																
Vinyl chloride	1.0		ug/L	U	YES																
Analysis Method : 8270C						**Dilution: 1**															
1,2,4-Trichlorobenzene	1.0		ug/L	U	YES																
1,2-Dichlorobenzene	1.0		ug/L	U	YES																
1,3-Dichlorobenzene	1.0		ug/L	U	YES																
1,4-Dichlorobenzene	1.0		ug/L	U	YES																
2,2-OXYBIS (1-CHLOROPROPANE)	1.0		ug/L	U	YES																
2,4,5-Trichlorophenol	5.0		ug/L	U	YES																
2,4,6-Trichlorophenol	5.0		ug/L	U	YES																
2,4-Dichlorophenol	2.0		ug/L	U	YES																
2,4-Dimethylphenol	2.0		ug/L	U	YES																
2,4-Dinitrophenol	5.0		ug/L	U	YES																
2,4-Dinitrotoluene	5.0		ug/L	U	YES																
2,6-Dinitrotoluene	5.0		ug/L	U	YES																
2-Chloronaphthalene	1.0		ug/L	U	YES																
2-Chlorophenol	1.0		ug/L	U	YES																
2-Methylnaphthalene	0.20		ug/L	U	YES																
2-Methylphenol	1.0		ug/L	U	YES																
2-Nitroaniline	2.0		ug/L	U	YES																
2-Nitrophenol	2.0		ug/L	U	YES																
3-Nitroaniline	2.0		ug/L	U	YES																
4,6-Dinitro-2-methylphenol	5.0		ug/L	U	YES																
4-Bromophenyl phenyl ether	2.0		ug/L	U	YES																
4-Chloro-3-methylphenol	2.0		ug/L	U	YES																
4-Chloroaniline	2.0		ug/L	U	YES																
4-Chlorophenyl phenyl ether	2.0		ug/L	U	YES																

* Overall result qualifier reflects summation of qualifiers added during automated data review and any qualifiers added manually for categories not assessed by automated data review

Sample Qualification Report with Reason Codes (All Results sorted by Client Sample ID)

Client Sample ID : FWGLL3mw-235C-0578-GW **Lab Report Batch :** A8A310224 **Lab ID :** STLCAN

Sample Date : 01/31/2008 **Analysis Type: RES** **Sample Matrix :** AQ

Lab Sample ID: A8A310224013

Reviewed By / Date : Angye Dragotta 3/13/2008 **Approved By / Date :** Heather Medley 3/25/08

Analyte Name	Result	Uncertainty / Error	Result Units	Lab Qual	Rep Res	Overall Qual*	Temp	HT	MB	LCS	MS	Lab Dup	Surr	Rep Limit	Moist Tot/Dis	Field QC	Tune	IC	ICV	CV / CCV	Reason Codes
Analysis Method : 8270C						**Dilution: 1**															
4-Methylphenol	1.0		ug/L	U	YES																
4-Nitroanaline	2.0		ug/L	U	YES																
4-Nitrophenol	5.0		ug/L	U	YES																
Acenaphthene	0.20		ug/L	U	YES																
Acenaphthylene	0.20		ug/L	U	YES																
Anthracene	0.20		ug/L	U	YES																
Benzo(a)anthracene	0.20		ug/L	U	YES																
Benzo(a)pyrene	0.20		ug/L	U	YES																
Benzo(b)fluoranthene	0.20		ug/L	U	YES																
BENZO(G,H,I)PERYLENE	0.20		ug/L	U	YES																
Benzo(k)fluoranthene	0.20		ug/L	U	YES																
Benzoic acid	10		ug/L	U	YES	R				R											J-
Benzyl alcohol	5.0		ug/L	U	YES																
bis(2-Chloroethoxy)methane	1.0		ug/L	U	YES																
bis(2-Chloroethyl) ether	1.0		ug/L	U	YES																
bis(2-Ethylhexyl) phthalate	10		ug/L	U	YES																
Butylbenzyl Phthalate	1.0		ug/L	U	YES																
Carbazole	1.0		ug/L	U	YES																
Chrysene	0.20		ug/L	U	YES																
dibenzo(a,h)anthracene	0.20		ug/L	U	YES																
Dibenzofuran	1.0		ug/L	U	YES																
Diethyl phthalate	1.0		ug/L	U	YES																
Dimethyl phthalate	1.0		ug/L	U	YES																
Di-n-butyl phthalate	1.0		ug/L	U	YES																
Di-n-octyl phthalate	1.0		ug/L	U	YES																
Fluoranthene	0.20		ug/L	U	YES																
Fluorene	0.20		ug/L	U	YES																
Hexachlorobenzene	0.20		ug/L	U	YES																
Hexachlorobutadiene	1.0		ug/L	U	YES																
Hexachlorocyclopentadiene	10		ug/L	U	YES	R				R											J-
Hexachloroethane	1.0		ug/L	U	YES																

* Overall result qualifier reflects summation of qualifiers added during automated data review and any qualifiers added manually for categories not assessed by automated data review

Sample Qualification Report with Reason Codes (All Results sorted by Client Sample ID)

Client Sample ID : FWGLL3mw-235C-0578-GW **Lab Report Batch :** A8A310224 **Lab ID :** STLCAN

Sample Date : 01/31/2008 **Analysis Type: RES** **Sample Matrix :** AQ

Lab Sample ID: A8A310224013

Reviewed By / Date : Angye Dragotta 3/13/2008 **Approved By / Date :** Heather Medley 3/25/08

Analyte Name	Result	Uncertainty / Error	Result Units	Lab Qual	Rep Res	Overall Qual*	Temp	HT	MB	LCS	MS	Lab Dup	Surr	Rep Limit	Moist Tot/Dis	Field QC	Tune	IC	ICV	CV / CCV	Reason Codes
Analysis Method : 8270C						**Dilution: 1**															
Indeno(1,2,3-cd)pyrene	0.20		ug/L	U	YES																
Isophorone	1.0		ug/L	U	YES																
Naphthalene	0.20		ug/L	U	YES																
Nitrobenzene	1.0		ug/L	U	YES																
N-nitroso-di-n-propylamine	1.0		ug/L	U	YES																
N-Nitrosodiphenylamine	1.0		ug/L	U	YES																
Pentachlorophenol	5.0		ug/L	U	YES																
Phenanthrene	0.20		ug/L	U	YES																
Phenol	1.0		ug/L	U	YES																
Pyrene	0.20		ug/L	U	YES																
Analysis Method : 9012A						**Dilution: 1**															
Cyanide	0.010		mg/L	U	YES																

* Overall result qualifier reflects summation of qualifiers added during automated data review and any qualifiers added manually for categories not assessed by automated data review

Sample Qualification Report with Reason Codes (All Results sorted by Client Sample ID)

Client Sample ID : FWGTEAM1-TRIP **Lab Report Batch :** A8A310224 **Lab ID :** STLCAN

Sample Date : 01/31/2008 **Analysis Type: RES** **Sample Matrix :** AQ

Lab Sample ID: A8A310224017

Reviewed By / Date : Angye Dragotta 3/13/2008 **Approved By / Date** Heather Medley 3/25/08

Analyte Name	Result	Uncertainty / Error	Result Units	Lab Qual	Rep Res	Overall Qual*	Temp	HT	MB	LCS	MS	Lab Dup	Surr	Rep Limit	Moist Tot/Dis	Field QC	Tune	IC	ICV	CV / CCV	Reason Codes
Analysis Method : 8260B						**Dilution: 1**															
1,1,1-Trichloroethane	1.0		ug/L	U	YES																
1,1,2,2-Tetrachloroethane	1.0		ug/L	U	YES																
1,1,2-Trichloroethane	1.0		ug/L	U	YES																
1,1-Dichloroethane	1.0		ug/L	U	YES																
1,1-Dichloroethene	1.0		ug/L	U	YES																
1,2-Dibromoethane	1.0		ug/L	U	YES																
1,2-Dichloroethane	1.0		ug/L	U	YES																
1,2-Dichloroethene (total)	1.0		ug/L	U	YES																
1,2-Dichloropropane	1.0		ug/L	U	YES																
2-Butanone	10		ug/L	U	YES	UJ															Pm-
2-Hexanone	10		ug/L	U	YES																
4-Methyl-2-pentanone	0.36		ug/L	J	YES	J								J							L
Acetone	6.2		ug/L	J	YES	J								J							L
Benzene	1.0		ug/L	U	YES																
Bromochloromethane	1.0		ug/L	U	YES																
Bromodichloromethane	1.0		ug/L	U	YES																
Bromoform	1.0		ug/L	U	YES	UJ															Pm-
Bromomethane	1.0		ug/L	U	YES	~~UJ~~															~~Pm-~~
Carbon disulfide	1.0		ug/L	U	YES																
Carbon tetrachloride	1.0		ug/L	U	YES																
Chlorobenzene	1.0		ug/L	U	YES																
Chloroethane	1.0		ug/L	U	YES																
Chloroform	1.0		ug/L	U	YES																
Chloromethane	1.0		ug/L	U	YES																
cis-1,2-Dichloroethene	1.0		ug/L	U	YES																
cis-1,3-Dichloropropene	1.0		ug/L	U	YES																
Dibromochloromethane	1.0		ug/L	U	YES	UJ															Pm-
Ethylbenzene	1.0		ug/L	U	YES																
M&P-XYLENES	2.0		ug/L	U	YES																
Methylene chloride	2.0		ug/L	U	YES	UJ															Pm-
o-Xylene	1.0		ug/L	U	YES																

* Overall result qualifier reflects summation of qualifiers added during automated data review and any qualifiers added manually for categories not assessed by automated data review

Sample Qualification Report with Reason Codes (All Results sorted by Client Sample ID)

Client Sample ID : FWGTEAM1-TRIP
Lab Report Batch : A8A310224
Lab ID : STLCAN
Sample Date : 01/31/2008
Analysis Type: RES
Sample Matrix : AQ
Lab Sample ID: A8A310224017

Reviewed By / Date : Angye Dragotta 3/13/2008
Approved By / Date : Heather Hedley 3/25/08

Analyte Name	Result	Uncertainty / Error	Result Units	Lab Qual	Rep Res	Overall Qual*	Temp	HT	MB	LCS	MS	Lab Dup	Surr	Rep Limit	Moist Tot/Dis	Field QC	Tune	IC	ICV	CV / CCV	Reason Codes
Analysis Method : 8260B						**Dilution: 1**															
Styrene	1.0		ug/L	U	YES																
Tetrachloroethene	1.0		ug/L	U	YES																
Toluene	1.0		ug/L	U	YES																
TOTAL XYLENES	2.0		ug/L	U	YES																
trans-1,2-Dichloroethene	1.0		ug/L	U	YES																
trans-1,3-Dichloropropene	1.0		ug/L	U	YES																
Trichloroethene	1.0		ug/L	U	YES																
Vinyl chloride	1.0		ug/L	U	YES																

* Overall result qualifier reflects summation of qualifiers added during automated data review and any qualifiers added manually for categories not assessed by automated data review

Sample Qualification Report with Reason Codes (All Results sorted by Client Sample ID)

Client Sample ID : FWGTEAM2-TRIP **Lab Report Batch :** A8A310224 **Lab ID :** STLCAN

Sample Date : 01/31/2008 **Analysis Type: RES** **Sample Matrix :** AQ

Lab Sample ID: A8A310224008

Reviewed By / Date : Angye Dragotta 3/13/2008 **Approved By / Date :** Heather Hedley 3/25/08

Analyte Name	Result	Uncertainty / Error	Result Units	Lab Qual	Rep Res	Overall Qual*	Temp	HT	MB	LCS	MS	Lab Dup	Surr	Rep Limit	Moist Tot/Dis	Field QC	Tune	IC	ICV	CV / CCV	Reason Codes
Analysis Method : 8260B						**Dilution: 1**															
1,1,1-Trichloroethane	1.0		ug/L	U	YES																
1,1,2,2-Tetrachloroethane	1.0		ug/L	U	YES																
1,1,2-Trichloroethane	1.0		ug/L	U	YES																
1,1-Dichloroethane	1.0		ug/L	U	YES																
1,1-Dichloroethene	1.0		ug/L	U	YES																
1,2-Dibromoethane	1.0		ug/L	U	YES																
1,2-Dichloroethane	1.0		ug/L	U	YES																
1,2-Dichloroethene (total)	1.0		ug/L	U	YES																
1,2-Dichloropropane	1.0		ug/L	U	YES																
2-Butanone	10		ug/L	U	YES	UJ															Pm-
2-Hexanone	10		ug/L	U	YES																
4-Methyl-2-pentanone	10		ug/L	U	YES																
Acetone	6.5		ug/L	J	YES	J								J							L, B
Benzene	1.0		ug/L	U	YES																
Bromochloromethane	1.0		ug/L	U	YES																
Bromodichloromethane	1.0		ug/L	U	YES																
Bromoform	1.0		ug/L	U	YES	UJ															Pm-
Bromomethane	1.0		ug/L	U	YES	~~UJ~~	DW 3/25/08														~~Pm-~~
Carbon disulfide	1.0		ug/L	U	YES																
Carbon tetrachloride	1.0		ug/L	U	YES																
Chlorobenzene	1.0		ug/L	U	YES																
Chloroethane	1.0		ug/L	U	YES																
Chloroform	1.0		ug/L	U	YES																
Chloromethane	1.0		ug/L	U	YES																
cis-1,2-Dichloroethene	1.0		ug/L	U	YES																
cis-1,3-Dichloropropene	1.0		ug/L	U	YES																
Dibromochloromethane	1.0		ug/L	U	YES	UJ															Pm-
Ethylbenzene	1.0		ug/L	U	YES																
M&P-XYLENES	2.0		ug/L	U	YES																
Methylene chloride	2.0		ug/L	U	YES	UJ															Pm-
o-Xylene	1.0		ug/L	U	YES																

* Overall result qualifier reflects summation of qualifiers added during automated data review and any qualifiers added manually for categories not assessed by automated data review

Sample Qualification Report with Reason Codes (All Results sorted by Client Sample ID)

Client Sample ID : FWGTEAM2-TRIP **Lab Report Batch :** A8A310224 **Lab ID :** STLCAN

Sample Date : 01/31/2008 **Analysis Type: RES** **Sample Matrix :** AQ

Lab Sample ID: A8A310224008

Reviewed By / Date : Angye Dragotta 3/13/2008 **Approved By / Date :** Heather McCoy 3/25/08

Analyte Name	Result	Uncertainty / Error	Result Units	Lab Qual	Rep Res	Overall Qual*	Temp	HT	MB	LCS	MS	Lab Dup	Surr	Rep Limit	Moist Tot/Dis	Field QC	Tune	IC	ICV	CV / CCV	Reason Codes
Analysis Method : 8260B						**Dilution: 1**															
Styrene	1.0		ug/L	U	YES																
Tetrachloroethene	1.0		ug/L	U	YES																
Toluene	1.0		ug/L	U	YES																
TOTAL XYLENES	2.0		ug/L	U	YES																
trans-1,2-Dichloroethene	1.0		ug/L	U	YES																
trans-1,3-Dichloropropene	1.0		ug/L	U	YES																
Trichloroethene	1.0		ug/L	U	YES																
Vinyl chloride	1.0		ug/L	U	YES																

* Overall result qualifier reflects summation of qualifiers added during automated data review and any qualifiers added manually for categories not assessed by automated data review

Sample Qualification Report with Reason Codes (All Results sorted by Client Sample ID)

Client Sample ID : FWGTEAM3-TRIP
Lab Report Batch : A8A310224
Lab ID : STLCAN
Sample Date : 01/31/2008
Analysis Type: RES
Sample Matrix : AQ
Lab Sample ID: A8A310224001

Reviewed By / Date : Angye Dragotta 3/13/2008
Approved By / Date : Heather Neday 3/27/08

Analyte Name	Result	Uncertainty / Error	Result Units	Lab Qual	Rep Res	Overall Qual*	Temp	HT	MB	LCS	MS	Lab Dup	Surr	Rep Limit	Moist Tot/Dis	Field QC	Tune	IC	ICV	CV / CCV	Reason Codes
Analysis Method : 8260B						**Dilution: 1**															
1,1,1-Trichloroethane	1.0		ug/L	U	YES																
1,1,2,2-Tetrachloroethane	1.0		ug/L	U	YES																
1,1,2-Trichloroethane	1.0		ug/L	U	YES																
1,1-Dichloroethane	1.0		ug/L	U	YES																
1,1-Dichloroethene	1.0		ug/L	U	YES																
1,2-Dibromoethane	1.0		ug/L	U	YES																
1,2-Dichloroethane	1.0		ug/L	U	YES																
1,2-Dichloroethene (total)	1.0		ug/L	U	YES																
1,2-Dichloropropane	1.0		ug/L	U	YES																
2-Butanone	10		ug/L	U	YES	UJ															Pm-
2-Hexanone	10		ug/L	U	YES																
4-Methyl-2-pentanone	10		ug/L	U	YES																
Acetone	7.8		ug/L	J	YES	J								J							L, Pm-
Benzene	1.0		ug/L	U	YES																
Bromochloromethane	1.0		ug/L	U	YES																
Bromodichloromethane	1.0		ug/L	U	YES																
Bromoform	1.0		ug/L	U	YES	UJ															Pm-
Bromomethane	1.0		ug/L	U	YES	~~UJ~~ dkw 3/25/08															~~Pm-~~
Carbon disulfide	1.0		ug/L	U	YES																
Carbon tetrachloride	1.0		ug/L	U	YES																
Chlorobenzene	1.0		ug/L	U	YES																
Chloroethane	1.0		ug/L	U	YES																
Chloroform	1.0		ug/L	U	YES																
Chloromethane	1.0		ug/L	U	YES																
cis-1,2-Dichloroethene	1.0		ug/L	U	YES																
cis-1,3-Dichloropropene	1.0		ug/L	U	YES																
Dibromochloromethane	1.0		ug/L	U	YES	UJ															Pm-
Ethylbenzene	1.0		ug/L	U	YES																
M&P-XYLENES	2.0		ug/L	U	YES																
Methylene chloride	2.0		ug/L	U	YES	UJ															Pm-
o-Xylene	1.0		ug/L	U	YES																

Project Number and Name: 030240.0006 - Ravenna
Library Used: Ravenna GW

* Overall result qualifier reflects summation of qualifiers added during automated data review and any qualifiers added manually for categories not assessed by automated data review

Sample Qualification Report with Reason Codes (All Results sorted by Client Sample ID)

Client Sample ID : FWGTEAM3-TRIP **Lab Report Batch :** A8A310224 **Lab ID :** STLCAN

Sample Date : 01/31/2008 **Analysis Type: RES** **Sample Matrix :** AQ

Lab Sample ID: A8A310224001

Reviewed By / Date : Angye Dragotta 3/13/2008 **Approved By / Date :** Heather Wellen 3/25/08

Analyte Name	Result	Uncertainty / Error	Result Units	Lab Qual	Rep Res	Overall Qual*	Temp	HT	MB	LCS	MS	Lab Dup	Surr	Rep Limit	Moist Tot/Dis	Field QC	Tune	IC	ICV	CV / CCV	Reason Codes
Analysis Method : 8260B						**Dilution: 1**															
Styrene	1.0		ug/L	U	YES																
Tetrachloroethene	1.0		ug/L	U	YES																
Toluene	1.0		ug/L	U	YES																
TOTAL XYLENES	2.0		ug/L	U	YES																
trans-1,2-Dichloroethene	1.0		ug/L	U	YES																
trans-1,3-Dichloropropene	1.0		ug/L	U	YES																
Trichloroethene	1.0		ug/L	U	YES																
Vinyl chloride	1.0		ug/L	U	YES																

* Overall result qualifier reflects summation of qualifiers added during automated data review and any qualifiers added manually for categories not assessed by automated data review

Sample Qualification Report with Reason Codes (All Results sorted by Client Sample ID)

Client Sample ID : FWGTEAM3-TRIP013008 **Lab Report Batch :** A8A310224 **Lab ID :** STLCAN

Sample Date : 01/30/2008 **Analysis Type: RES** **Sample Matrix :** AQ

Lab Sample ID: A8A310224005

Reviewed By / Date : Angye Dragotta 3/13/2008 **Approved By / Date :** Stephen Medley 3/25/08

Analyte Name	Result	Uncertainty / Error	Result Units	Lab Qual	Rep Res	Overall Qual*	Temp	HT	MB	LCS	MS	Lab Dup	Surr	Rep Limit	Moist Tot/Dis	Field QC	Tune	IC	ICV	CV / CCV	Reason Codes
Analysis Method : 8260B						**Dilution: 1**															
1,1,1-Trichloroethane	1.0		ug/L	U	YES																
1,1,2,2-Tetrachloroethane	1.0		ug/L	U	YES																
1,1,2-Trichloroethane	1.0		ug/L	U	YES																
1,1-Dichloroethane	1.0		ug/L	U	YES																
1,1-Dichloroethene	1.0		ug/L	U	YES																
1,2-Dibromoethane	1.0		ug/L	U	YES																
1,2-Dichloroethane	1.0		ug/L	U	YES																
1,2-Dichloroethene (total)	1.0		ug/L	U	YES																
1,2-Dichloropropane	1.0		ug/L	U	YES																
2-Butanone	10		ug/L	U	YES	UJ															Pm-
2-Hexanone	10		ug/L	U	YES																
4-Methyl-2-pentanone	10		ug/L	U	YES																
Acetone	6.5		ug/L	J	YES	J								J							L
Benzene	1.0		ug/L	U	YES																
Bromochloromethane	1.0		ug/L	U	YES																
Bromodichloromethane	1.0		ug/L	U	YES																
Bromoform	1.0		ug/L	U	YES	UJ															Pm-
Bromomethane	1.0		ug/L	U	YES	~~UJ~~	dw 3/25/08														~~Pm-~~
Carbon disulfide	1.0		ug/L	U	YES																
Carbon tetrachloride	1.0		ug/L	U	YES																
Chlorobenzene	1.0		ug/L	U	YES																
Chloroethane	1.0		ug/L	U	YES																
Chloroform	1.0		ug/L	U	YES																
Chloromethane	1.0		ug/L	U	YES																
cis-1,2-Dichloroethene	1.0		ug/L	U	YES																
cis-1,3-Dichloropropene	1.0		ug/L	U	YES																
Dibromochloromethane	1.0		ug/L	U	YES	UJ															Pm-
Ethylbenzene	1.0		ug/L	U	YES																
M&P-XYLENES	2.0		ug/L	U	YES																
Methylene chloride	2.0		ug/L	U	YES	UJ															Pm-
o-Xylene	1.0		ug/L	U	YES																

Project Number and Name: 030240.0006 - Ravenna **Library Used:** Ravenna GW

ADR 8.1 Report Date: 3/13/2008 13:42

* Overall result qualifier reflects summation of qualifiers added during automated data review and any qualifiers added manually for categories not assessed by automated data review

Sample Qualification Report with Reason Codes (All Results sorted by Client Sample ID)

Client Sample ID : FWGTEAM3-TRIP013008 **Lab Report Batch :** A8A310224 **Lab ID :** STLCAN

Sample Date : 01/30/2008 **Analysis Type: RES** **Sample Matrix :** AQ

Lab Sample ID: A8A310224005

Reviewed By / Date : Angye Dragotta 3/13/2008 **Approved By / Date :** Heather Medley 3/25/08

Analyte Name	Result	Uncertainty / Error	Result Units	Lab Qual	Rep Res	Overall Qual*	Temp	HT	MB	LCS	MS	Lab Dup	Surr	Rep Limit	Moist Tot/Dis	Field QC	Tune	IC	ICV	CV / CCV	Reason Codes
Analysis Method : 8260B						**Dilution: 1**															
Styrene	1.0		ug/L	U	YES																
Tetrachloroethene	1.0		ug/L	U	YES																
Toluene	1.0		ug/L	U	YES																
TOTAL XYLENES	2.0		ug/L	U	YES																
trans-1,2-Dichloroethene	1.0		ug/L	U	YES																
trans-1,3-Dichloropropene	1.0		ug/L	U	YES																
Trichloroethene	1.0		ug/L	U	YES																
Vinyl chloride	1.0		ug/L	U	YES																

* Overall result qualifier reflects summation of qualifiers added during automated data review and any qualifiers added manually for categories not assessed by automated data review

Reason Code Library: Example 1

Category	Code
Low Bias Indicator	-
High Bias Indicator	+
Temperature	A
Holding Times	
Sampling to Analysis	C
Sampling to Extraction	D
Extaction to Analysis	E
Method Blanks	F
Surrogate Recovery	G
MS/MSD	
MS/MSD Recovery	H
MS/MSD RPD	I
LCS	
LCS Recovery	J
LCS RPD	K
Reporting Limits	L
Field QC	
Field Blank	M
Equipment Blank	N
Trip Blank	O
Field Duplicate	P
Initial Calibration	
Initial Calibration RRF	Q
Initial Calibration RSD	R
Initial Calibration Cor. Coef	S
Initial Calibration Verification	
Initial Calibration Verificaton RRF	T
Initial CalibrationVerification %D	U
Continuing Calibration	
Continuing Calibraiton RRF	V
Continuing Calibration %D	W
GC/MS Tune	
GC/MS Tune for Initial Calibration	X
GC/MS Tune for Continuing Calibration	Y
Laboratory Duplicate	Z
Categories not Assessed by Automated Data Review*	
Internal Standards	Is
Calibration Blanks	Cb
Resolution Check Mixture	Rm
Performance Evaluation Mixture	Pm
Professional Judgement	Pj

* Qualifiers for data-review categories not assessed by automated data review are manually entered by the user. The application automaticallly adds reason codes listed here when the user manually adds qualifiers for these categories if the option for applying reason codes was selected during automated data review.

CASE NARRATIVE

A8A310224

The following report contains the analytical results for thirteen water samples and four quality control samples submitted to TestAmerica North Canton by Environmental Quality Mgt. Inc. from the RVAAP (OH) Site, project number 30240.0006 PN. The samples were received January 31, 2008, according to documented sample acceptance procedures.

TestAmerica utilizes USEPA approved methods in all analytical work. The samples presented in this report were analyzed for the parameter(s) listed on the analytical methods summary page in accordance with the method(s) indicated. A summary of QC data for these analyses is included at the back of the report.

TestAmerica North Canton attests to the validity of the laboratory data generated by TestAmerica facilities reported herein. All analyses performed by TestAmerica facilities were done using established laboratory SOPs that incorporate QA/QC procedures described in the applicable methods. TestAmerica's operations groups have reviewed the data for compliance with the laboratory QA/QC plan, and data have been found to be compliant with laboratory protocols unless otherwise noted below.

Any reference within this document to Severn Trent Laboratories, Inc. or STL, should be understood to refer to TestAmerica Laboratories, Inc. (formerly known as Severn Trent Laboratories, Inc.)

The test results in this report meet all NELAP requirements for parameters for which accreditation is required or available. Any exceptions to NELAP requirements are noted in this report. Pursuant to NELAP, this report may not be reproduced, except in full, without the written approval of the laboratory.

Please refer to the Quality Control Elements Narrative following this case narrative for additional quality control information.

If you have any questions, please call the Project Manager, Mark J. Loeb, at 330-497-9396.

This report is sequentially paginated. The final page of the report is labeled as "END OF REPORT."

SUPPLEMENTAL QC INFORMATION

SAMPLE RECEIVING

The coolers were received at temperatures ranging from 1.1 to 4.8°C.

CASE NARRATIVE (continued)

SAMPLE RECEIVING (continued)

See TestAmerica's Cooler Receipt Form for additional information.

GC/MS VOLATILES

Samples FWGTEAM3-TRIP, FWGEQUIPRINSE4-0612-GW, FWGTEAM3-TRIP13008, FWGTEAM2-TRIP, FWGLL12mw-088C-0587-GW, and FWGTEAM1-TRIP, contain results that are between the MDL and the RL. Those results are flagged with "J". There is a possibility of false positive or mis-identification at these quantitation levels. In analytical methods requiring confirmation of the analyte reported, confirmation was performed only down to the standard reporting limit (SRL). The acceptance criteria for QC samples may not be met at these quantitation levels.

The laboratory control sample duplicate associated with QC batch 8038102 had the recovery for Xylenes (total) below the lower stated limits (89% < 90%). The lower LCG limits for o-Xylene and m,p-Xylene is 75% for both targets. No corrective action was required.

The opening QC MRL for QC Batch 8038102 had Acetone recoveries at 56%. The closing QC MRL had Methylene chloride (53%), 2-Butanone (69%), and Bromoform (66%). 2-Butanone and Bromoform are within the sporadic marginal failure lower limit of 60%. An MDL check was run and is acceptable for Acetone and Methylene chloride.

GC/MS SEMIVOLATILES

Samples FWGLL12mw-154C-0591-GW, FWGLL12mw-107C-0588-GW, and FWGLL12mw-DUP3-0603-GW, that contain results between the MDL and the RL were flagged with "J". There is a possibility of false positive or mis-identification at these quantitation levels. In analytical methods requiring confirmation of the analyte reported, confirmation was performed only down to the standard reporting limit (SRL). The acceptance criteria for QC samples may not be met at these quantitation levels.

Samples FWGEQUIPRINSE4-0612-GW, FWGLL12mw-DUP3-0603-GW, FWGLL3mw-235C-0578-GW, FWGLL12mw-088C-0587-GW, and the LCS associated with QC Batch 8043257 had up to one surrogate recovery (2-Fluorophenol) outside acceptance limits. However, since the recovery was greater than 10% and all associated QC met criteria, no corrective action was taken.

Samples FWGEQUIPRINSE4-0612-GW and FWGLL3mw-235C-0578-GW associated with QC Batch 8033088 had surrogate recoveries outside acceptance limits. However, since the recovery was greater than 10% and all associated QC met criteria, no corrective action was taken.

CASE NARRATIVE (continued)

GC/MS SEMIVOLATILES (continued)

Sample FWGLL12MW184C-0592-GW, the method blank and the LCS/LCSD associated with QC Batch 8045266 had surrogate recoveries outside acceptance limits. However, since the recovery was greater than 10% and all associated QC met criteria, no corrective action was taken.

Three analytes, Benzoic acid, Hexachlorocyclopentadiene, and 3,3'-Dichlorobenzidine, were recovered low and outside of acceptance criteria in the LCS associated with QC batch 8033088. All samples in the batch were re-extracted. Upon re-extraction and reanalysis Benzoic acid and Hexachlorocyclopentadiene again failed to meet acceptance criteria in the associated LCS and LCSD associated with QC batches 8043257 and 8045266. Additionally, the re-extraction work was done after the recommended sample holding times had expired, but within 14 days from the time of sampling.

Due to an inadvertently laboratory error, the container holding the MSD associated with QC batch 8033088 was broken. Only the MS could be reported from this QC Batch.

Recoveries for 3,3'-Dichlorobenzidine are acceptable in the LCS and or LCSD associated with QC batches 8043257 and 8045266. Results for have been reported for 3,3'-Dichlorobenzidine from the re-extract batches. No further corrective action was initiated.

Two analyses were used to report sample FWGLL12mw-DUP3-0603-GW due to concentrations of bis(2-Ethylhexyl)phthalate requiring a dilution to meet calibration criteria. .

PESTICIDES-8081

Sample FWGLL12mw-154C-0591-GW, that contain results between the MDL and the RL was flagged with "J". There is a possibility of false positive or mis-identification at these quantitation levels. In analytical methods requiring confirmation of the analyte reported, confirmation was performed only down to the standard reporting limit (SRL). The acceptance criteria for QC samples may not be met at these quantitation levels.

The recovery for Decachlorobiphenyl for sample FWGLL12mw-154C-0591-GW was below 50%, but above 10% as per LCG criteria.

POLYCHLORINATED BIPHENYLS-8082

For sample FWGLL12mw-154C-0591-GW (Decachlorobiphenyl), and the LCS (Tetrachloro-m-xylene) associated with QC batch 8035022, the recovery for one surrogate compound is outside stated acceptance criteria and below 50%, but above 10% as per LCG criteria. No corrective action was required.

CASE NARRATIVE (continued)

METALS

Sample(s) FWGLL12MW184C-0592-GF, FWGEQUIPRINSE4-0612-GW, FWGLL12mw-154C-0591-GF, FWGLL12mw-107C-0588-GF, FWGLL12mw-DUP3-0603-GF, FWGLL3mw-235C-0578-GF, and FWGLL12mw-088C-0587-GF, that contain results between the MDL and the RL were flagged with "B". There is the possibility of false positive or mis-identification at these quantitation levels. The acceptance criteria for the ICB, CCB, and Method Blank are +/- the standard reporting limit (SRL).

Sample(s) FWGLL12MW184C-0592-GF, FWGEQUIPRINSE4-0612-GW, FWGLL12mw-154C-0591-GF, FWGLL12mw-107C-0588-GF, FWGLL12mw-DUP3-0603-GF, FWGLL3mw-235C-0578-GF, and FWGLL12mw-088C-0587-GF that contained concentrations of target analyte(s) at a reportable level in the associated Method Blank(s) were flagged with "J". Refer to the sample report pages for the affected analyte(s).

GENERAL CHEMISTRY

Sample(s) FWGLL12MW184C-0592-GW, FWGEQUIPRINSE4-0612-GW, and FWGLL12mw-154C-0591-GW that contain results between the MDL and the RL were flagged with "B". There is the possibility of false positive or mis-identification at these quantitation levels. The acceptance criteria for the ICB, CCB, and Method Blank are +/- the standard reporting limit (SRL).

Samples FWGLL12MW184C-0592-GW, FWGEQUIPRINSE4-0612-GW, FWGLL12mw-154C-0591-GW, FWGLL12mw-107C-0588-GW, and FWGLL12mw-DUP3-0603-GW that contained concentrations of target analytes at a reportable level in the associated Method Blank were flagged with "J". Per LCG Guidelines, the concentration reported in the method blank is less than ½ the MRL and is acceptable. Due to limitations of the database, all results between the MDL and MRL are included in this report although the data is acceptable per the Louisville Chemistry Guidelines.

The matrix spike/matrix spike duplicate for FWGLL12mw-088C-0587-GW had recoveries outside acceptance limits for Total Cyanide. However, since the associated method blank and laboratory control sample were in control, no corrective action was necessary.

The matrix spike/matrix spike duplicate for QC batch 8037341 had recoveries outside acceptance limits for Total Cyanide. However, since the associated method blank and laboratory control sample were in control, no corrective action was necessary.

CASE NARRATIVE (continued)

MANUAL INTEGRATION SUMMARY

Manual integrations were performed on samples(s) reported herein. A list of samples and analytes for which manual integration was necessary is provided following this Case Narrative.

QUALITY CONTROL ELEMENTS NARRATIVE

TestAmerica North Canton conducts a quality assurance/quality control (QA/QC) program designed to provide scientifically valid and legally defensible data. Toward this end, several types of quality control indicators are incorporated into the QA/QC program, which is described in detail in QA Policy, QA-003. These indicators are introduced into the sample testing process to provide a mechanism for the assessment of the analytical data.

QC BATCH

Environmental samples are taken through the testing process in groups called QUALITY CONTROL BATCHES (QC batches). A QC batch contains up to twenty environmental samples of a similar matrix (water, soil) that are processed using the same reagents and standards. TestAmerica North Canton requires that each environmental sample be associated with a QC batch.

Several quality control samples are included in each QC batch and are processed identically to the twenty environmental samples.

For SW846/RCRA methods, QC samples include a METHOD BLANK (MB), a LABORATORY CONTROL SAMPLE (LCS) and, where appropriate, a MATRIX SPIKE/MATRIX SPIKE DUPLICATE (MS/MSD) pair or a MATRIX SPIKE/SAMPLE DUPLICATE (MS/DU) pair. If there is insufficient sample to perform an MS/MSD or an MS/DU, then a LABORATORY CONTROL SAMPLE DUPLICATE (LCSD) is included in the QC batch.

For 600 series/CWA methods, QC samples include a METHOD BLANK (MB), a LABORATORY CONTROL SAMPLE (LCS) and, where appropriate, a MATRIX SPIKE (MS). An MS is prepared and analyzed at a 10% frequency for GC Methods and at a 5% frequency for GC/MS methods.

LABORATORY CONTROL SAMPLE

The Laboratory Control Sample is a QC sample that is created by adding known concentrations of a full or partial set of target analytes to a matrix similar to that of the environmental samples in the QC batch. Multi peak responders may not be included in the target spike list due to co-elution. The LCS analyte recovery results are used to monitor the analytical process and provide evidence that the laboratory is performing the method within acceptable guidelines. All control analytes indicated by a bold type in the LCS must meet acceptance criteria. Failure to meet the established recovery guidelines requires the repreparation and reanalysis of all samples in the QC batch. Comparison of only the failed parameters from the first batch are evaluated. The only exception to the rework requirement is that if the LCS recoveries are biased high and the associated sample is ND (non-detected) for the parameter(s) of interest, the batch is acceptable.

At times, a Laboratory Control Sample Duplicate (LCSD) is also included in the QC batch. An LCSD is a QC sample that is created and handled identically to the LCS. Analyte recovery data from the LCSD is assessed in the same way as that of the LCS. The LCSD recoveries, together with the LCS recoveries, are used to determine the reproducibility (precision) of the analytical system. Precision data are expressed as relative percent differences (RPDs). If the RPD fails for an LCS/LCSD and yet the recoveries are within acceptance criteria, the batch is still acceptable.

METHOD BLANK

The Method Blank is a QC sample consisting of all the reagents used in analyzing the environmental samples contained in the QC batch. Method Blank results are used to determine if interference or contamination in the analytical system could lead to the reporting of false positive data or elevated analyte concentrations. All target analytes must be below the reporting limits (RL) or the associated sample(s) must be ND except under the following circumstances:

- Common organic contaminants may be present at concentrations up to 5 times the reporting limits. Common metals contaminants may be present at concentrations up to 2 times the reporting limit, or the reported blank concentration must be twenty fold less than the concentration reported in the associated environmental samples. (See common laboratory contaminants listed in the table.)

Volatile (GC or GC/MS)	Semivolatile (GC/MS)	Metals ICP-MS	Metals ICP Trace
Methylene Chloride, Acetone, 2-Butanone	Phthalate Esters	Copper, Iron, Zinc, Lead, Calcium, Magnesium, Potassium, Sodium, Barium, Chromium, Manganese	Copper, Iron, Zinc, Lead

- Organic blanks will be accepted if compounds detected in the blank are present in the associated samples at levels 10 times the blank level. Inorganic blanks will be accepted if elements detected in the blank are present in the associated samples at 20 times the blank level.

- Blanks will be accepted if the compounds/elements detected are not present in any of the associated environmental samples.

Failure to meet these Method Blank criteria requires the repreparation and reanalysis of all samples in the QC batch.

MATRIX SPIKE/MATRIX SPIKE DUPLICATE

A Matrix Spike and a Matrix Spike Duplicate are a pair of environmental samples to which known concentrations of a full or partial set of target analytes are added. The MS/MSD results are determined in the same manner as the results of the environmental sample used to prepare the MS/MSD. The analyte recoveries and the relative percent differences (RPDs) of the recoveries are calculated and used to evaluate the effect of the sample matrix on the analytical results. Due to the potential variability of the matrix of each sample, the MS/MSD results may not have an immediate bearing on any samples except the one spiked; therefore, the associated batch MS/MSD may not reflect the same compounds as the samples contained in the analytical report. When these MS/MSD results fail to meet acceptance criteria, the data is evaluated. If the LCS is within acceptance criteria, the batch is considered acceptable.

For certain methods, a Matrix Spike/Sample Duplicate (MS/DU) may be included in the QC batch in place of the MS/MSD. For the parameters (i.e. pH, ignitability) where it is not possible to prepare a spiked sample, a Sample Duplicate may be included in the QC batch. However, a Sample Duplicate is less likely to provide usable precision statistics depending on the likelihood of finding concentrations below the standard reporting limit. When the Sample Duplicate result fails to meet acceptance criteria, the data is evaluated.

For certain methods (600 series methods/CWA), a Matrix Spike is required in place of a Matrix Spike/Matrix Spike Duplicate (MS/MSD) or Matrix Spike/Sample Duplicate (MS/DU).

The acceptance criteria do not apply to samples that are diluted.

SURROGATE COMPOUNDS

In addition to these batch-related QC indicators, each organic environmental and QC sample is spiked with surrogate compounds. Surrogates are organic chemicals that behave similarly to the analytes of interest and that are rarely present in the environment. Surrogate recoveries are used to monitor the individual performance of a sample in the analytical system.

If surrogate recoveries are biased high in the LCS, LCSD, or the Method Blank, and the associated sample(s) are ND, the batch is acceptable. Otherwise, if the LCS, LCSD, or Method Blank surrogate(s) fail to meet recovery criteria, the entire sample batch is reprepared and reanalyzed. If the surrogate recoveries are outside criteria for environmental samples, the samples will be reprepared and reanalyzed unless there is objective evidence of matrix interference or if the sample dilution is greater than the threshold outlined in the associated method SOP.

The acceptance criteria do not apply to samples that are diluted. All other surrogate recoveries will be reported.

For the GC/MS BNA methods, the surrogate criterion is that two of the three surrogates for each fraction must meet acceptance criteria. The third surrogate must have a recovery of ten percent or greater.

For the Pesticide and PCB methods, the surrogate criterion is that one of two surrogate compounds must meet acceptance criteria. The second surrogate must have a recovery of 10% or greater.

TestAmerica North Canton Certifications and Approvals:

California (#01144CA), Connecticut (#PH-0590), Florida (#E87225), Illinois (#200004), Kansas (#E10336), Minnesota (#39-999-348), New Jersey (#OH001), New York (#10975), OhioVAP (#CL0024), West Virginia (#210), Wisconsin (#999518190),NAVY, ARMY, USDA Soil Permit,

N:\QAQC\Customer Service\Narrative - Combined RCRA _CWA 061807.doc

SAMPLE SUMMARY

A8A310224

WO #	SAMPLE#	CLIENT SAMPLE ID	SAMPLED DATE	SAMP TIME
KGDXN	001	FWGTEAM3-TRIP	01/31/08	
KGDX7	002	FWGLL12MW184C-0592-GW	01/31/08	09:40
KGD1R	003	FWGLL12MW184C-0592-GF	01/31/08	09:40
KGD16	004	FWGEQUIPRINSE4-0612-GW	01/31/08	12:10
KGD2P	005	FWGTEAM3-TRIP013008	01/30/08	
KGD2W	006	FWGLL12mw-154C-0591-GW	01/30/08	16:35
KGD2X	007	FWGLL12mw-154C-0591-GF	01/30/08	16:35
KGD21	008	FWGTEAM2-TRIP	01/31/08	08:00
KGD25	009	FWGLL12mw-107C-0588-GW	01/31/08	09:30
KGD27	010	FWGLL12mw-107C-0588-GF	01/31/08	09:30
KGD29	011	FWGLL12mw-DUP3-0603-GW	01/31/08	09:50
KGD3F	012	FWGLL12mw-DUP3-0603-GF	01/31/08	09:50
KGD3J	013	FWGLL3mw-235C-0578-GW	01/31/08	11:30
KGD3N	014	FWGLL3mw-235C-0578-GF	01/31/08	11:30
KGD3Q	015	FWGLL12mw-088C-0587-GW	01/31/08	09:35
KGD3X	016	FWGLL12mw-088C-0587-GF	01/31/08	09:35
KGD30	017	FWGTEAM1-TRIP	01/31/08	08:00

NOTE(S):

- The analytical results of the samples listed above are presented on the following pages.
- All calculations are performed before rounding to avoid round-off errors in calculated results.
- Results noted as "ND" were not detected at or above the stated limit.
- This report must not be reproduced, except in full, without the written approval of the laboratory.
- Results for the following parameters are never reported on a dry weight basis: color, corrosivity, density, flashpoint, ignitability, layers, odor, paint filter test, pH, porosity pressure, reactivity, redox potential, specific gravity, spot tests, solids, solubility, temperature, viscosity, and weight.

Chain of Custody Record

SEVERN TRENT **STL**

Severn Trent Laboratories, Inc.

STL-4124 (0901)

Client: EQM	Project Manager: JOHN Miller	Date:	Chain of Custody Number: 117213
Address: 1800 Carillon Blvd	Telephone Number (Area Code)/Fax Number: 513-825-7500 FAX #-7495	Lab Number: 330-497-9396	Page 1 of 1
City: Cincinnati State: OH Zip Code: 45240	Site Contact: E. Corbin	Lab Contact: M. Loeb	
Project Name and Location (State): RVAAP (OH) PN: 30240.0006	Carrier/Waybill Number:		
Contract/Purchase Order/Quote No.: PO #12633			

Sample I.D. No. and Description (Containers for each sample may be combined on one line)	Date	Time	Matrix: Air	Aqueous	Sed.	Soil	Containers & Preservatives: Unpres.	H2SO4	HNO3	HCl	NaOH	ZnAc/NaOH	Analysis (Attach list if more space is needed): VOC 8260	VOC 8270	TAL 6010	Cr+6 8330	Hg 7470	Cyanide 9014	Perchlorate 6850	Metals 6010/6020	NO3/NO2 353.2	Special Instructions/ Conditions of Receipt
FWGLL12mw-088C-0587-GW	1/31/08	09:35		X			27	3		9			X	X	X	X	X	X			X	MS/MSD L510, L435, L233
FWGLL12mw-088C-0587-GF	1/31/08	09:35		X					3		3									X		MS/MSD L510, L435, L233
FWGTeam1-Trip	1/31/08	08:00		X						3			X									

EC 1/31/08

Possible Hazard Identification: ☐ Non-Hazard ☐ Flammable ☐ Skin Irritant ☐ Poison B ☐ Unknown

Sample Disposal: ☐ Return To Client ☒ Disposal By Lab ☐ Archive For ____ Months (A fee may be assessed if samples are retained longer than 1 month)

Turn Around Time Required: ☐ 24 Hours ☐ 48 Hours ☐ 7 Days ☐ 14 Days ☑ 21 Days ☐ Other Per SOW

QC Requirements (Specify): Metals are Field Filtered

		Date	Time
1. Relinquished By	Erik Carlson EQ	1/31/08	1350
2. Relinquished By	Rick Rozisco	1-31-08	1440
3. Relinquished By		Date	Time
1. Received By	Rick Rozisco	1-31-08	1350
2. Received By		1-31-8	1445
3. Received By		Date	Time

Comments: Temps may not meet Requirements IF sample collection is late in day close to lab pick up.
All VOC's in cooler L435 Carlson EQ #1510 1435 1233

DISTRIBUTION: WHITE - Returned to Client with Report; CANARY - Stays with the Sample; PINK - Field Copy

TestAmerica North Canton

Chain of Custody Record

SEVERN TRENT STL
Severn Trent Laboratories, Inc.

STL-4124 (0901)

Client	Project Manager	Date	Chain of Custody Number
EQM	JOHN MILLER	1-31-08	336178
Address	**Telephone Number (Area Code)/Fax Number**	**Lab Number**	**Page**
1800 CARILLON BLVD	513 825 7500 (FAX 7495)	330.497.9396	1 of 1
City / **State** / **Zip Code**	**Site Contact**	**Lab Contact**	
CINCINNATI / OH / 45240	E CORBIN	M LOEB	
Project Name and Location (State)	**Carrier/Waybill Number**		
RVAAP (OH) 30240.0006PN	LAB PICK UP		
Contract/Purchase Order/Quote No.			
PO# 12633			

Sample I.D. No. and Description (Containers for each sample may be combined on one line)	Date	Time	Matrix: Air	Aqueous	Sed.	Soil	Containers & Preservatives: Unpres.	H2SO4	HNO3	HCl	NaOH	ZnAc/NaOH	Analysis: 8260 VOC	8270 SVOC	8330 Expl	8081 PCB	8082 PCB	Cmmtd 6012	Dox Ions	Ammonia as Nitrogen 350.2	Special Instructions/ Conditions of Receipt
~~FWGLL4mw-079C-0546-GW/GF~~	1-28-08	1330		X			~~10~~ 9		1	3	1		X	X	X	X	X	X	X	X	Cal
FWG Team 2-TRIP	1-31-08	900		X						2			X								199
FWGLL2mw-107C-0588-GW		930		X			9	1		3	1		X	X	X	X	X	X	X	X	L740
FWGLL12mw-107C-0588-GF		930		X					1										X	X Cal 1-31-08	L740
FWGLL12mw-DUP3-0603-GW		950		X			9	1		3	1		X	X	X	X	X	X	X	X	X 199
FWGLL12mw-DUP3-0603-GF		950		X					1										X		↓
FWGLL3mw-235C-0578 GW		1130		X									X	X	X	X	X	X	X		L522
FWGLL3mw-235C-0578 GF	1-31-08	1130		X															X		L522
																				~~X~~	1/31/08

Possible Hazard Identification
☒ Non-Hazard ☐ Flammable ☐ Skin Irritant ☐ Poison B ☐ Unknown

Sample Disposal
☐ Return To Client ☒ Disposal By Lab ☐ Archive For _____ Months (A fee may be assessed if samples are retained longer than 1 month)

Turn Around Time Required
☐ 24 Hours ☐ 48 Hours ☐ 7 Days ☐ 14 Days ☒ 21 Days ☐ Other PerSOW

QC Requirements (Specify) Metals were field filtered

	Date	Time		Date	Time
1. Relinquished By	1/31/08	1350	1. Received By	1-31-08	1350
2. Relinquished By	1-31-08	1440	2. Received By	1-31-8	1440
3. Relinquished By			3. Received By		

Comments
Temps may not meet requirements if sample collected near lab pick up time.
All VOAs in Amber Coolers 10#

DISTRIBUTION: WHITE (E) Returned to Client with Report; CANARY - Stays with the Sample; PINK - Field Copy

TestAmerica North Canton

31

Chain of Custody Record

SEVERN TRENT **STL** / TestAmerica

Severn Trent Laboratories, Inc.

STL-4124 (0901)

Client: EQM	Project Manager: John Miller	Date: 1-31-08	Chain of Custody Number: 336184
Address: 1800 CARILLON BLVD	Telephone Number (Area Code)/Fax Number: 513 825 7500 (Fax 7495)	Lab Number: 330 4979396	Page 1 of 1
City: CINCINNATI / State: OH / Zip Code: 45240	Site Contact: ECORBIN	Lab Contact: M LOEB	
Project Name and Location (State): RVAAP (OH) 30240.0006SH	Carrier/Waybill Number: LAB PICKUP		
Contract/Purchase Order/Quote No.: PO 12633			

Sample I.D. No. and Description (Containers for each sample may be combined on one line)	Date	Time	Matrix: Air	Aqueous	Sed.	Soil	Containers & Preservatives: Unpres.	H2SO4	HNO3	HCl	NaOH	ZnAc/ NaOH	Analysis: VOCs 8260	SVOCs 8270	EXPLO 8330	PEST 8081	PCBs 8082	CYANIDE 9012	PHENOLICS	METALS 6010/7470	NO3/NO2 353.2	Special Instructions/ Conditions of Receipt
FWG Team3-TRIP	1-31-08			X						Z			X									cooler ID.
FWGLL12MW184C-0592-GW/GF	↓	0940		X			9	1	1	3	1		X	X	X	X	X	X	X	X	X	L765
FWGEQUIPRINSE4-0612-GW	↓	1210		X			9	1	1	3	1		X	X	X	X	X	X	X	X	X	L765
FWG Team3-Trip 013008	1-30-08																					L761
FWGLL12mw-154C-0591-GW	1/30/08	1635		X			8	1		3	1		X	X	X	X	X	X	X		X	L765 samples
FWGLL12mw-154C-0591-GF	1/30/08	1635		X					1											X		L767 stored in
																						L767 Service
																						refrigerator
																						overnight

Possible Hazard Identification: [X] Non-Hazard [ ] Flammable [ ] Skin Irritant [ ] Poison B [ ] Unknown

Sample Disposal: [ ] Return To Client [X] Disposal By Lab [ ] Archive For ____ Months (A fee may be assessed if samples are retained longer than 1 month)

Turn Around Time Required: [ ] 24 Hours [ ] 48 Hours [ ] 7 Days [ ] 14 Days [X] 21 Days [ ] Other PerSOW

QC Requirements (Specify): Metals were field filtered

1. Relinquished By: Erik Carlson EQ	Date: 1/31/08	Time: 13:50	1. Received By: Rick Robson	Date: 1-31-08	Time: 1350
2. Relinquished By: Rick Robson	Date: 1-31-08	Time: 1440	2. Received By:	Date: 1-31-8	Time: 1440
3. Relinquished By:	Date:	Time:	3. Received By:	Date:	Time:

Comments: Cooler ID#

DISTRIBUTION: WHITE - Returned to Client with Report; CANARY - Stays with the Sample; PINK - Field Copy

TestAmerica North Canton

GCMS VOLATILE DATA

Ravenna, OH Data Review Checklist

Project Number: 030240.0006.05
Sample Event: January 2008
Data Reviewer/Date: Angye Dragotta/March 12, 2008

SDG: A8A310224 R0
Analysis: SW846 8260B

Review Questions:	Yes	No	N/A	Comments	Qual/Criteria
1. Did Chain-of-Custody information agree with laboratory report?	✓			COC#: 336184,336178,117213	
2. Were samples preserved properly and received in good condition?	✓			Sample coolers were received between 1.1 and 4.8°C. Upon receipt, it was documented by the laboratory, that the samples were not frozen and received in good condition. No qualifications were made to sample results based on temperatures less than 2°C.	QAPP Table 4-2, NELAC
3. Were holding times met?	✓			Samples collected 1/30/08 and 1/31/08 and analyzed on 2/6/08.	QAPP Table 4-2 J/UJ/R
4. Were sample storage requirements met?	✓				QAPP Table 4-2
5. Were QAPP specified PQLs achieved?	✓				QAPP Table 3.3
6. Were all QAPP-specified target analytes reported?	✓				QAPP Table 3-3
7. Was the GC/MS system tuned with bromofluorobenzene (BFB)?	✓				LCG Table 1
8. Was the criteria met during each 12 hour shift (prior to ICAL and Cal Ver.)?	✓			2/1/08@1014 and 2/6/08 @ 0836	SW846 8260B 7.3.1
9. Did the initial calibration curve consist of 5 concentration levels?	✓			2/1/08 Instrument A3UX11 stds – 5, 10, 25, 50, 100, 200 ng on column	LCG Table 1 R
10. Did the Calibration Check Compounds (CCCs) (see Table 1 below) relative standard deviations (%RSD) ≤ 30%?	✓				LCG Table 1 R
11. Were the minimum response factors (RFs) for the System Performance Check Compounds (SPCCs) (see Table 2 below) met?	✓				LCG Table 1
12. Were all other target analytes ≤ 15% RSD? OR Was the average RSD ≤ 15%? Was a different calibration option used?	✓			Acetone, methylene chloride and 2-butanone used a weighted linear curve.	LCG Table 1 15% <RSD< 20% = J/UJ
13. If a linear regression curve was used, was the correlation coefficient r≥0.99?	✓			The correlation coefficient was ≥0.99. No qualifications were made since the correlation coefficient was acceptable.	LCG Table 1 R<0.99=-J/R
14. Was a MDL Level Verification performed once per quarter with all target analytes detected?	✓			2/6/08@ 1640 and 2/7/08@1212	LCG Table 1 R

Project Number: 030240.0006.05
Sample Event: January 2008
Data Reviewer/Date: Angye Dragotta/March 12, 2008

SDG: A8A310224 R0
Analysis: SW846 8260B

Review Questions:	Yes	No	N/A	Comments	Qual/Criteria
15. Was a MRL Level Verification run at the beginning and end of every daily sequence or every 12 hours?	✓			2/6/08 @ 0946, 1617	LCG Table 1
16. Were the QC/MRL recoveries 70-130%?		✓		Opening MRL had acetone %R = 56.4%, bromomethane %R = 136%, methylene chloride at 52.3%, 2-butanone at 68.9% and bromoform at 66.2%. Results with detected bromomethane were qualified estimated, "J". 2-butanone and bromoform were qualified estimated, "J/UJ". Results for acetone and methylene chloride were flagged as estimated,"J/UJ", as an MDL check was analyzed at the end of the analysis for acetone and methylene chloride with detected results. Closing MRL had acetone %R = 166%, Bromomethane %R = 140%, methylene chloride at 18.3%, dibromochloromethane at 69.1% and bromoform at 56.1%. In addition to previous qualifications for the MRL, Dibromochloromethane results were flagged as estimated, "J/UJ".	LCG Table 1 >130%=J; 70-60%=J/UJ; <60%=J/R
17. Was a second source verification (ICV) analyzed after the ICAL? Were results 80-120%?	✓			2/1/08@1321	LCG Table 1 >120%=J; 60-80%=J/UJ; <60%=J/R
18. Was a CCV run every 12 hours?	✓			2/6/08@0900	LCG Table 1
19. Did the CCCs have a %Difference < 20%?	✓				LCG Table 1
20. Were the minimum RFs for the SPCCs within limits?	✓				LCG Table 1
21. Was the average of all target analytes ≤ 20%D with a maximum D for each target analyte ≤30%?	✓			In the CCV, trans-1,3-Dichloroprpene %D=23.4% and bromoform %D=21.7% . No qualifications made to the data as the average %D was less than 20%.	LCG Table 1 Avg D>20% and D>30% =R; Avg %D<20% and D> 30% neg. =J D>30% (neg) = J/R D>30% (pos) = J
22. Were the internal standards added to every sample?	✓				LCG Table 1
23. Were the retention times for all IS compounds within ±30 seconds from the RT of the mid-point standard in the ICAL?	✓				LCG Table 1 R

Ravenna, OH Data Review Checklist

Project Number: 030240.0006.05
Sample Event: January 2008
Data Reviewer/Date: Angye Dragotta/March 12, 2008

SDG: A8A310224 R0
Analysis: SW846 8260B

Review Questions:	Yes	No	N/A	Comments	Qual/Criteria
24. Was the EICP area between -50% and +100% of the ICAL mid-point standard?	✓				LCG Table 1 R
25. Was a method blank prepared and analyzed with each batch?	✓				LCG Table 1
26. Were target analytes detected in the method blank at >1/2 the MRL?		✓		There were no detections.	LCG Table 1 <5/10X =B
27. Was a field blank (equipment and/or trip) collected and analyzed?	✓				
28. Were target analytes detected in the field blank analyses >1/2 the MRL?		✓		**FWGTeam1-Trip** had acetone detected at 6.2ug/L and 4-methyl-2-pentanone detected at 0.36 ug/L. FWGLL12mw-088c-0587-GW had the acetone result qualified "B". No qualifications were made for 4-methyl-2-pentanone since the contamination was less than ½ MRL. **FWGTeam2-Trip** had acetone detected at 6.5 ug/L. There were no detected results; therefore no qualifications were made. **FWGEQUIPRinse3-0611-GW** had acetone detected at 4.4ug/L, chloroform at 0.75ug/L, 2-Butanone at 2.3 ug/L and toluene at 1.1ug/L. The acetone and 2-butanone contamination was less than ½ MRL; therefore no qualifications were made. There were no detected results for chloroform and toluene; therefore no qualifications were made. **FWGTeam3-Trip** had acetone detected at 7.8 ug/L. FWGEQUIPRinse4-0612-GW had the acetone qualified "B". **FWGTeam3-Trip013008** had acetone detected at 6.5ug/L. There were no detected results; therefore no qualifications were made.	<5/10X =B
29. Was a field duplicate analyzed?	✓			FWGLL12mw-DUP3-0603-GW was a field duplicate for FWGLL12mw-107C-0588-GW.	
30. Were the Field duplicates RPDs within ±30%?	✓				QAPP Table 3-2 RPD >30=J
31. Was a LCS prepared and analyzed with each batch?	✓			An LCSD was analyzed and reported;	LCG Table 1
32. Were the LCS recoveries within limits specified in Appendix C of the LCG?	✓			Total xylene was below laboratory limits of 90-114% at 89%. No qualifications made as recoveries were within LCG limits of 75-118%	LCG Appendix C >UL=J; 30%-LL=J/UJ; <30%=J/R
33. Was a MS/MSD prepared with each batch?	✓				LCG Table 1

Ravenna, OH Data Review Checklist

Project Number: 030240.0006.05
Sample Event: January 2008
Data Reviewer/Date: Angye Dragotta/March 12, 2008

SDG: A8A310224 R0
Analysis: SW846 8260B

Review Questions:	Yes	No	N/A	Comments	Qual/Criteria
34. Was the MS/MSD parent sample a Ravenna sample?	✓			Sample FWGLL12mw-088c-0587-GW was the parent.	
35. Were MS/MSD recoveries 70-130% and RPD values ≤20%?	✓				LCG Table 1 Pj
36. Were surrogate recoveries 50-150%?	✓				LCG Table 1 >150%=J; 10% -50%=J/UJ; <10%=J/R
37. Were reported sample concentrations within calibration range?	✓				
38. Were laboratory-generated Quality Control Exception Reports issued? If yes, summarize contents.		✓			
39. Were lab comments included in report? If yes, summarize contents.	✓			*Comments on MRL outliers.*	

References:

Louisville Chemistry Guidelines (LCG), USACE June 2002 version 5; Section I "Chemical Analysis Criteria" Table 1 and Attachment A "Data Validation Guidelines:

Final Quality Assurance Project Plan (QAPP) Addendum for the Facility-Wide Groundwater Monitoring Program Ravenna Army Ammunition Plant, Ravenna, OH, Portage Environmental September 2004

Additional Comments:

Project Number: 030240.0006.05
Sample Event: January 2008
Data Reviewer/Date: Angye Dragotta/March 12, 2008

SDG: A8A310224 R0
Analysis: SW846 8260B

Table1- CCCs

Analyte
1,1-Dichloroethene
Chloroform
1,2-Dichloropropane
Toluene
Ethylbenzene
Vinyl chloride

Table 2- SPCCs

Analyte	Minimum RF
Chloromethane	0.10
1,1-Dichlorethane	0.10
Bromoform	0.10
Chlorobenzene	0.30
1,1,2,2-Tetrachloroethane	0.30

Environmental Quality Mgt., Inc.

Client Sample ID: FWGTEAM3-TRIP

GC/MS Volatiles

Lot-Sample #...: A8A310224-001 **Work Order #...:** KGDXN1AA **Matrix.....:** WQ
Date Sampled...: 01/31/08 **Date Received..:** 01/31/08
Prep Date.....: 02/06/08 **Analysis Date..:** 02/06/08
Prep Batch #...: 8038102
Dilution Factor: 1 **Initial Wgt/Vol:** 5 mL **Final Wgt/Vol..:** 5 mL
Method.....: SW846 8260B

PARAMETER	RESULT	REPORTING LIMIT	UNITS	MDL
Bromochloromethane	ND	1.0	ug/L	0.29
1,2-Dibromoethane	ND	1.0	ug/L	0.24
o-Xylene	ND	1.0	ug/L	0.14
m-Xylene & p-Xylene	ND	2.0	ug/L	0.24
cis-1,2-Dichloroethene	ND	1.0	ug/L	0.17
trans-1,2-Dichloroethene	ND	1.0	ug/L	0.19
Chloromethane	ND	1.0	ug/L	0.30
Bromomethane	ND	1.0	ug/L	0.41
Vinyl chloride	ND	1.0	ug/L	0.22
Chloroethane	ND	1.0	ug/L	0.29
Methylene chloride	ND	2.0	ug/L	0.33
Acetone	**7.8 J**	**10**	**ug/L**	**1.1**
Carbon disulfide	ND	1.0	ug/L	0.13
1,1-Dichloroethene	ND	1.0	ug/L	0.19
1,1-Dichloroethane	ND	1.0	ug/L	0.15
1,2-Dichloroethene (total)	ND	1.0	ug/L	0.34
Chloroform	ND	1.0	ug/L	0.16
1,2-Dichloroethane	ND	1.0	ug/L	0.22
2-Butanone	ND	10	ug/L	0.57
1,1,1-Trichloroethane	ND	1.0	ug/L	0.22
Carbon tetrachloride	ND	1.0	ug/L	0.13
Bromodichloromethane	ND	1.0	ug/L	0.15
1,2-Dichloropropane	ND	1.0	ug/L	0.18
cis-1,3-Dichloropropene	ND	1.0	ug/L	0.14
Trichloroethene	ND	1.0	ug/L	0.17
Dibromochloromethane	ND	1.0	ug/L	0.18
1,1,2-Trichloroethane	ND	1.0	ug/L	0.27
Benzene	ND	1.0	ug/L	0.13
trans-1,3-Dichloropropene	ND	1.0	ug/L	0.19
Bromoform	ND	1.0	ug/L	0.64
4-Methyl-2-pentanone	ND	10	ug/L	0.32
2-Hexanone	ND	10	ug/L	0.41
Tetrachloroethene	ND	1.0	ug/L	0.29
1,1,2,2-Tetrachloroethane	ND	1.0	ug/L	0.18
Toluene	ND	1.0	ug/L	0.13
Chlorobenzene	ND	1.0	ug/L	0.15
Ethylbenzene	ND	1.0	ug/L	0.17

(Continued on next page)

Environmental Quality Mgt., Inc.

Client Sample ID: FWGTEAM3-TRIP

GC/MS Volatiles

Lot-Sample #...: A8A310224-001 **Work Order #...:** KGDXN1AA **Matrix.....:** WQ

PARAMETER	RESULT	REPORTING LIMIT	UNITS	MDL
Styrene	ND	1.0	ug/L	0.11
Xylenes (total)	ND	2.0	ug/L	0.28

SURROGATE	PERCENT RECOVERY	RECOVERY LIMITS
Dibromofluoromethane	94	(50 - 150)
1,2-Dichloroethane-d4	89	(50 - 150)
Toluene-d8	91	(50 - 150)
4-Bromofluorobenzene	91	(50 - 150)

NOTE(S):

J Estimated result. Result is less than RL.

Environmental Quality Mgt., Inc.

Client Sample ID: FWGLL12MW184C-0592-GW

GC/MS Volatiles

Lot-Sample #...: A8A310224-002 **Work Order #...:** KGDX71AA **Matrix.....:** WG
Date Sampled...: 01/31/08 09:40 **Date Received..:** 01/31/08
Prep Date.....: 02/06/08 **Analysis Date..:** 02/06/08
Prep Batch #...: 8038102
Dilution Factor: 1 **Initial Wgt/Vol:** 5 mL **Final Wgt/Vol..:** 5 mL
Method.....: SW846 8260B

PARAMETER	RESULT	REPORTING LIMIT	UNITS	MDL
Bromochloromethane	ND	1.0	ug/L	0.29
1,2-Dibromoethane	ND	1.0	ug/L	0.24
o-Xylene	ND	1.0	ug/L	0.14
m-Xylene & p-Xylene	ND	2.0	ug/L	0.24
cis-1,2-Dichloroethene	ND	1.0	ug/L	0.17
trans-1,2-Dichloroethene	ND	1.0	ug/L	0.19
Chloromethane	ND	1.0	ug/L	0.30
Bromomethane	ND	1.0	ug/L	0.41
Vinyl chloride	ND	1.0	ug/L	0.22
Chloroethane	ND	1.0	ug/L	0.29
Methylene chloride	ND	2.0	ug/L	0.33
Acetone	ND	10	ug/L	1.1
Carbon disulfide	ND	1.0	ug/L	0.13
1,1-Dichloroethene	ND	1.0	ug/L	0.19
1,1-Dichloroethane	ND	1.0	ug/L	0.15
1,2-Dichloroethene (total)	ND	1.0	ug/L	0.34
Chloroform	ND	1.0	ug/L	0.16
1,2-Dichloroethane	ND	1.0	ug/L	0.22
2-Butanone	ND	10	ug/L	0.57
1,1,1-Trichloroethane	ND	1.0	ug/L	0.22
Carbon tetrachloride	ND	1.0	ug/L	0.13
Bromodichloromethane	ND	1.0	ug/L	0.15
1,2-Dichloropropane	ND	1.0	ug/L	0.18
cis-1,3-Dichloropropene	ND	1.0	ug/L	0.14
Trichloroethene	ND	1.0	ug/L	0.17
Dibromochloromethane	ND	1.0	ug/L	0.18
1,1,2-Trichloroethane	ND	1.0	ug/L	0.27
Benzene	ND	1.0	ug/L	0.13
trans-1,3-Dichloropropene	ND	1.0	ug/L	0.19
Bromoform	ND	1.0	ug/L	0.64
4-Methyl-2-pentanone	ND	10	ug/L	0.32
2-Hexanone	ND	10	ug/L	0.41
Tetrachloroethene	ND	1.0	ug/L	0.29
1,1,2,2-Tetrachloroethane	ND	1.0	ug/L	0.18
Toluene	ND	1.0	ug/L	0.13
Chlorobenzene	ND	1.0	ug/L	0.15
Ethylbenzene	ND	1.0	ug/L	0.17

(Continued on next page)

Environmental Quality Mgt., Inc.

Client Sample ID: FWGLL12MW184C-0592-GW

GC/MS Volatiles

Lot-Sample #...: A8A310224-002 **Work Order #...:** KGDX71AA **Matrix.....:** WG

PARAMETER	RESULT	REPORTING LIMIT	UNITS	MDL
Styrene	ND	1.0	ug/L	0.11
Xylenes (total)	ND	2.0	ug/L	0.28

SURROGATE	PERCENT RECOVERY	RECOVERY LIMITS
Dibromofluoromethane	93	(50 - 150)
1,2-Dichloroethane-d4	90	(50 - 150)
Toluene-d8	90	(50 - 150)
4-Bromofluorobenzene	93	(50 - 150)

Environmental Quality Mgt., Inc.

Client Sample ID: FWGEQUIPRINSE4-0612-GW

GC/MS Volatiles

Lot-Sample #...:	A8A310224-004	**Work Order #...:**	KGD161AA	**Matrix.....:**	WQ
Date Sampled...:	01/31/08 12:10	**Date Received..:**	01/31/08		
Prep Date.....:	02/06/08	**Analysis Date..:**	02/06/08		
Prep Batch #...:	8038102				
Dilution Factor:	1	**Initial Wgt/Vol:**	5 mL	**Final Wgt/Vol..:**	5 mL
		Method.....:	SW846 8260B		

PARAMETER	RESULT	REPORTING LIMIT	UNITS	MDL
Bromochloromethane	ND	1.0	ug/L	0.29
1,2-Dibromoethane	ND	1.0	ug/L	0.24
o-Xylene	ND	1.0	ug/L	0.14
m-Xylene & p-Xylene	ND	2.0	ug/L	0.24
cis-1,2-Dichloroethene	ND	1.0	ug/L	0.17
trans-1,2-Dichloroethene	ND	1.0	ug/L	0.19
Chloromethane	ND	1.0	ug/L	0.30
Bromomethane	ND	1.0	ug/L	0.41
Vinyl chloride	ND	1.0	ug/L	0.22
Chloroethane	ND	1.0	ug/L	0.29
Methylene chloride	ND	2.0	ug/L	0.33
Acetone	**4.4 J**	**10**	**ug/L**	**1.1**
Carbon disulfide	ND	1.0	ug/L	0.13
1,1-Dichloroethene	ND	1.0	ug/L	0.19
1,1-Dichloroethane	ND	1.0	ug/L	0.15
1,2-Dichloroethene (total)	ND	1.0	ug/L	0.34
Chloroform	**0.75 J**	**1.0**	**ug/L**	**0.16**
1,2-Dichloroethane	ND	1.0	ug/L	0.22
2-Butanone	**2.3 J**	**10**	**ug/L**	**0.57**
1,1,1-Trichloroethane	ND	1.0	ug/L	0.22
Carbon tetrachloride	ND	1.0	ug/L	0.13
Bromodichloromethane	ND	1.0	ug/L	0.15
1,2-Dichloropropane	ND	1.0	ug/L	0.18
cis-1,3-Dichloropropene	ND	1.0	ug/L	0.14
Trichloroethene	ND	1.0	ug/L	0.17
Dibromochloromethane	ND	1.0	ug/L	0.18
1,1,2-Trichloroethane	ND	1.0	ug/L	0.27
Benzene	ND	1.0	ug/L	0.13
trans-1,3-Dichloropropene	ND	1.0	ug/L	0.19
Bromoform	ND	1.0	ug/L	0.64
4-Methyl-2-pentanone	ND	10	ug/L	0.32
2-Hexanone	ND	10	ug/L	0.41
Tetrachloroethene	ND	1.0	ug/L	0.29
1,1,2,2-Tetrachloroethane	ND	1.0	ug/L	0.18
Toluene	**1.1**	**1.0**	**ug/L**	**0.13**
Chlorobenzene	ND	1.0	ug/L	0.15
Ethylbenzene	ND	1.0	ug/L	0.17

(Continued on next page)

Environmental Quality Mgt., Inc.

Client Sample ID: FWGEQUIPRINSE4-0612-GW

GC/MS Volatiles

Lot-Sample #...: A8A310224-004 **Work Order #...:** KGD161AA **Matrix.....:** WQ

PARAMETER	RESULT	REPORTING LIMIT	UNITS	MDL
Styrene	ND	1.0	ug/L	0.11
Xylenes (total)	ND	2.0	ug/L	0.28

SURROGATE	PERCENT RECOVERY	RECOVERY LIMITS
Dibromofluoromethane	93	(50 - 150)
1,2-Dichloroethane-d4	90	(50 - 150)
Toluene-d8	89	(50 - 150)
4-Bromofluorobenzene	90	(50 - 150)

NOTE(S):

J Estimated result. Result is less than RL.

Environmental Quality Mgt., Inc.

Client Sample ID: FWGTEAM3-TRIP013008

GC/MS Volatiles

Lot-Sample #...: A8A310224-005 **Work Order #...:** KGD2P1AA **Matrix.....:** WQ
Date Sampled...: 01/30/08 **Date Received..:** 01/31/08
Prep Date.....: 02/06/08 **Analysis Date..:** 02/06/08
Prep Batch #...: 8038102
Dilution Factor: 1 **Initial Wgt/Vol:** 5 mL **Final Wgt/Vol..:** 5 mL
Method.....: SW846 8260B

PARAMETER	RESULT	REPORTING LIMIT	UNITS	MDL
Bromochloromethane	ND	1.0	ug/L	0.29
1,2-Dibromoethane	ND	1.0	ug/L	0.24
o-Xylene	ND	1.0	ug/L	0.14
m-Xylene & p-Xylene	ND	2.0	ug/L	0.24
cis-1,2-Dichloroethene	ND	1.0	ug/L	0.17
trans-1,2-Dichloroethene	ND	1.0	ug/L	0.19
Chloromethane	ND	1.0	ug/L	0.30
Bromomethane	ND	1.0	ug/L	0.41
Vinyl chloride	ND	1.0	ug/L	0.22
Chloroethane	ND	1.0	ug/L	0.29
Methylene chloride	ND	2.0	ug/L	0.33
Acetone	**6.5 J**	**10**	**ug/L**	**1.1**
Carbon disulfide	ND	1.0	ug/L	0.13
1,1-Dichloroethene	ND	1.0	ug/L	0.19
1,1-Dichloroethane	ND	1.0	ug/L	0.15
1,2-Dichloroethene (total)	ND	1.0	ug/L	0.34
Chloroform	ND	1.0	ug/L	0.16
1,2-Dichloroethane	ND	1.0	ug/L	0.22
2-Butanone	ND	10	ug/L	0.57
1,1,1-Trichloroethane	ND	1.0	ug/L	0.22
Carbon tetrachloride	ND	1.0	ug/L	0.13
Bromodichloromethane	ND	1.0	ug/L	0.15
1,2-Dichloropropane	ND	1.0	ug/L	0.18
cis-1,3-Dichloropropene	ND	1.0	ug/L	0.14
Trichloroethene	ND	1.0	ug/L	0.17
Dibromochloromethane	ND	1.0	ug/L	0.18
1,1,2-Trichloroethane	ND	1.0	ug/L	0.27
Benzene	ND	1.0	ug/L	0.13
trans-1,3-Dichloropropene	ND	1.0	ug/L	0.19
Bromoform	ND	1.0	ug/L	0.64
4-Methyl-2-pentanone	ND	10	ug/L	0.32
2-Hexanone	ND	10	ug/L	0.41
Tetrachloroethene	ND	1.0	ug/L	0.29
1,1,2,2-Tetrachloroethane	ND	1.0	ug/L	0.18
Toluene	ND	1.0	ug/L	0.13
Chlorobenzene	ND	1.0	ug/L	0.15
Ethylbenzene	ND	1.0	ug/L	0.17

(Continued on next page)

Environmental Quality Mgt., Inc.

Client Sample ID: FWGTEAM3-TRIP013008

GC/MS Volatiles

Lot-Sample #...: A8A310224-005 **Work Order #...:** KGD2P1AA **Matrix.....:** WQ

PARAMETER	RESULT	REPORTING LIMIT	UNITS	MDL
Styrene	ND	1.0	ug/L	0.11
Xylenes (total)	ND	2.0	ug/L	0.28

SURROGATE	PERCENT RECOVERY	RECOVERY LIMITS
Dibromofluoromethane	92	(50 - 150)
1,2-Dichloroethane-d4	88	(50 - 150)
Toluene-d8	90	(50 - 150)
4-Bromofluorobenzene	92	(50 - 150)

NOTE(S):

J Estimated result. Result is less than RL.

Environmental Quality Mgt., Inc.

Client Sample ID: FWGLL12mw-154C-0591-GW

GC/MS Volatiles

Lot-Sample #...: A8A310224-006 **Work Order #...:** KGD2W1AA **Matrix.....:** WG
Date Sampled...: 01/30/08 16:35 **Date Received..:** 01/31/08
Prep Date.....: 02/06/08 **Analysis Date..:** 02/06/08
Prep Batch #...: 8038102
Dilution Factor: 1 **Initial Wgt/Vol:** 5 mL **Final Wgt/Vol..:** 5 mL
Method.....: SW846 8260B

PARAMETER	RESULT	REPORTING LIMIT	UNITS	MDL
Bromochloromethane	ND	1.0	ug/L	0.29
1,2-Dibromoethane	ND	1.0	ug/L	0.24
o-Xylene	ND	1.0	ug/L	0.14
m-Xylene & p-Xylene	ND	2.0	ug/L	0.24
cis-1,2-Dichloroethene	ND	1.0	ug/L	0.17
trans-1,2-Dichloroethene	ND	1.0	ug/L	0.19
Chloromethane	ND	1.0	ug/L	0.30
Bromomethane	ND	1.0	ug/L	0.41
Vinyl chloride	ND	1.0	ug/L	0.22
Chloroethane	ND	1.0	ug/L	0.29
Methylene chloride	ND	2.0	ug/L	0.33
Acetone	ND	10	ug/L	1.1
Carbon disulfide	ND	1.0	ug/L	0.13
1,1-Dichloroethene	ND	1.0	ug/L	0.19
1,1-Dichloroethane	ND	1.0	ug/L	0.15
1,2-Dichloroethene (total)	ND	1.0	ug/L	0.34
Chloroform	ND	1.0	ug/L	0.16
1,2-Dichloroethane	ND	1.0	ug/L	0.22
2-Butanone	ND	10	ug/L	0.57
1,1,1-Trichloroethane	ND	1.0	ug/L	0.22
Carbon tetrachloride	ND	1.0	ug/L	0.13
Bromodichloromethane	ND	1.0	ug/L	0.15
1,2-Dichloropropane	ND	1.0	ug/L	0.18
cis-1,3-Dichloropropene	ND	1.0	ug/L	0.14
Trichloroethene	ND	1.0	ug/L	0.17
Dibromochloromethane	ND	1.0	ug/L	0.18
1,1,2-Trichloroethane	ND	1.0	ug/L	0.27
Benzene	ND	1.0	ug/L	0.13
trans-1,3-Dichloropropene	ND	1.0	ug/L	0.19
Bromoform	ND	1.0	ug/L	0.64
4-Methyl-2-pentanone	ND	10	ug/L	0.32
2-Hexanone	ND	10	ug/L	0.41
Tetrachloroethene	ND	1.0	ug/L	0.29
1,1,2,2-Tetrachloroethane	ND	1.0	ug/L	0.18
Toluene	ND	1.0	ug/L	0.13
Chlorobenzene	ND	1.0	ug/L	0.15
Ethylbenzene	ND	1.0	ug/L	0.17

(Continued on next page)

Environmental Quality Mgt., Inc.

Client Sample ID: FWGLL12mw-154C-0591-GW

GC/MS Volatiles

Lot-Sample #...: A8A310224-006 **Work Order #...:** KGD2W1AA **Matrix.....:** WG

PARAMETER	RESULT	REPORTING LIMIT	UNITS	MDL
Styrene	ND	1.0	ug/L	0.11
Xylenes (total)	ND	2.0	ug/L	0.28

SURROGATE	PERCENT RECOVERY	RECOVERY LIMITS
Dibromofluoromethane	92	(50 - 150)
1,2-Dichloroethane-d4	90	(50 - 150)
Toluene-d8	89	(50 - 150)
4-Bromofluorobenzene	92	(50 - 150)

Environmental Quality Mgt., Inc.

Client Sample ID: FWGTEAM2-TRIP

GC/MS Volatiles

Lot-Sample #...: A8A310224-008 **Work Order #...:** KGD211AA **Matrix.....:** WQ
Date Sampled...: 01/31/08 08:00 **Date Received..:** 01/31/08
Prep Date.....: 02/06/08 **Analysis Date..:** 02/06/08
Prep Batch #...: 8038102
Dilution Factor: 1 **Initial Wgt/Vol:** 5 mL **Final Wgt/Vol..:** 5 mL
Method.....: SW846 8260B

PARAMETER	RESULT	REPORTING LIMIT	UNITS	MDL
Bromochloromethane	ND	1.0	ug/L	0.29
1,2-Dibromoethane	ND	1.0	ug/L	0.24
o-Xylene	ND	1.0	ug/L	0.14
m-Xylene & p-Xylene	ND	2.0	ug/L	0.24
cis-1,2-Dichloroethene	ND	1.0	ug/L	0.17
trans-1,2-Dichloroethene	ND	1.0	ug/L	0.19
Chloromethane	ND	1.0	ug/L	0.30
Bromomethane	ND	1.0	ug/L	0.41
Vinyl chloride	ND	1.0	ug/L	0.22
Chloroethane	ND	1.0	ug/L	0.29
Methylene chloride	ND	2.0	ug/L	0.33
Acetone	**6.5 J**	**10**	**ug/L**	**1.1**
Carbon disulfide	ND	1.0	ug/L	0.13
1,1-Dichloroethene	ND	1.0	ug/L	0.19
1,1-Dichloroethane	ND	1.0	ug/L	0.15
1,2-Dichloroethene (total)	ND	1.0	ug/L	0.34
Chloroform	ND	1.0	ug/L	0.16
1,2-Dichloroethane	ND	1.0	ug/L	0.22
2-Butanone	ND	10	ug/L	0.57
1,1,1-Trichloroethane	ND	1.0	ug/L	0.22
Carbon tetrachloride	ND	1.0	ug/L	0.13
Bromodichloromethane	ND	1.0	ug/L	0.15
1,2-Dichloropropane	ND	1.0	ug/L	0.18
cis-1,3-Dichloropropene	ND	1.0	ug/L	0.14
Trichloroethene	ND	1.0	ug/L	0.17
Dibromochloromethane	ND	1.0	ug/L	0.18
1,1,2-Trichloroethane	ND	1.0	ug/L	0.27
Benzene	ND	1.0	ug/L	0.13
trans-1,3-Dichloropropene	ND	1.0	ug/L	0.19
Bromoform	ND	1.0	ug/L	0.64
4-Methyl-2-pentanone	ND	10	ug/L	0.32
2-Hexanone	ND	10	ug/L	0.41
Tetrachloroethene	ND	1.0	ug/L	0.29
1,1,2,2-Tetrachloroethane	ND	1.0	ug/L	0.18
Toluene	ND	1.0	ug/L	0.13
Chlorobenzene	ND	1.0	ug/L	0.15
Ethylbenzene	ND	1.0	ug/L	0.17

(Continued on next page)

Environmental Quality Mgt., Inc.

Client Sample ID: FWGTEAM2-TRIP

GC/MS Volatiles

Lot-Sample #...: A8A310224-008 **Work Order #...:** KGD211AA **Matrix.....:** WQ

PARAMETER	RESULT	REPORTING LIMIT	UNITS	MDL
Styrene	ND	1.0	ug/L	0.11
Xylenes (total)	ND	2.0	ug/L	0.28

SURROGATE	PERCENT RECOVERY	RECOVERY LIMITS
Dibromofluoromethane	93	(50 - 150)
1,2-Dichloroethane-d4	89	(50 - 150)
Toluene-d8	90	(50 - 150)
4-Bromofluorobenzene	92	(50 - 150)

NOTE(S):

J Estimated result. Result is less than RL.

Environmental Quality Mgt., Inc.

Client Sample ID: FWGLL12mw-107C-0588-GW

GC/MS Volatiles

Lot-Sample #...: A8A310224-009 **Work Order #...:** KGD251AA **Matrix.....:** WG
Date Sampled...: 01/31/08 09:30 **Date Received..:** 01/31/08
Prep Date.....: 02/06/08 **Analysis Date..:** 02/06/08
Prep Batch #...: 8038102
Dilution Factor: 1 **Initial Wgt/Vol:** 5 mL **Final Wgt/Vol..:** 5 mL
Method.....: SW846 8260B

PARAMETER	RESULT	REPORTING LIMIT	UNITS	MDL
Bromochloromethane	ND	1.0	ug/L	0.29
1,2-Dibromoethane	ND	1.0	ug/L	0.24
o-Xylene	ND	1.0	ug/L	0.14
m-Xylene & p-Xylene	ND	2.0	ug/L	0.24
cis-1,2-Dichloroethene	ND	1.0	ug/L	0.17
trans-1,2-Dichloroethene	ND	1.0	ug/L	0.19
Chloromethane	ND	1.0	ug/L	0.30
Bromomethane	ND	1.0	ug/L	0.41
Vinyl chloride	ND	1.0	ug/L	0.22
Chloroethane	ND	1.0	ug/L	0.29
Methylene chloride	ND	2.0	ug/L	0.33
Acetone	ND	10	ug/L	1.1
Carbon disulfide	ND	1.0	ug/L	0.13
1,1-Dichloroethene	ND	1.0	ug/L	0.19
1,1-Dichloroethane	ND	1.0	ug/L	0.15
1,2-Dichloroethene (total)	ND	1.0	ug/L	0.34
Chloroform	ND	1.0	ug/L	0.16
1,2-Dichloroethane	ND	1.0	ug/L	0.22
2-Butanone	ND	10	ug/L	0.57
1,1,1-Trichloroethane	ND	1.0	ug/L	0.22
Carbon tetrachloride	ND	1.0	ug/L	0.13
Bromodichloromethane	ND	1.0	ug/L	0.15
1,2-Dichloropropane	ND	1.0	ug/L	0.18
cis-1,3-Dichloropropene	ND	1.0	ug/L	0.14
Trichloroethene	ND	1.0	ug/L	0.17
Dibromochloromethane	ND	1.0	ug/L	0.18
1,1,2-Trichloroethane	ND	1.0	ug/L	0.27
Benzene	ND	1.0	ug/L	0.13
trans-1,3-Dichloropropene	ND	1.0	ug/L	0.19
Bromoform	ND	1.0	ug/L	0.64
4-Methyl-2-pentanone	ND	10	ug/L	0.32
2-Hexanone	ND	10	ug/L	0.41
Tetrachloroethene	ND	1.0	ug/L	0.29
1,1,2,2-Tetrachloroethane	ND	1.0	ug/L	0.18
Toluene	ND	1.0	ug/L	0.13
Chlorobenzene	ND	1.0	ug/L	0.15
Ethylbenzene	ND	1.0	ug/L	0.17

(Continued on next page)

Environmental Quality Mgt., Inc.

Client Sample ID: FWGLL12mw-107C-0588-GW

GC/MS Volatiles

Lot-Sample #...: A8A310224-009 **Work Order #...:** KGD251AA **Matrix.....:** WG

PARAMETER	RESULT	REPORTING LIMIT	UNITS	MDL
Styrene	ND	1.0	ug/L	0.11
Xylenes (total)	ND	2.0	ug/L	0.28

SURROGATE	PERCENT RECOVERY	RECOVERY LIMITS
Dibromofluoromethane	96	(50 - 150)
1,2-Dichloroethane-d4	91	(50 - 150)
Toluene-d8	91	(50 - 150)
4-Bromofluorobenzene	93	(50 - 150)

Environmental Quality Mgt., Inc.

Client Sample ID: FWGLL12mw-DUP3-0603-GW

GC/MS Volatiles

Lot-Sample #...: A8A310224-011 **Work Order #...:** KGD291AA **Matrix.....:** WG
Date Sampled...: 01/31/08 09:50 **Date Received..:** 01/31/08
Prep Date.....: 02/06/08 **Analysis Date..:** 02/06/08
Prep Batch #...: 8038102
Dilution Factor: 1 **Initial Wgt/Vol:** 5 mL **Final Wgt/Vol..:** 5 mL
Method.....: SW846 8260B

PARAMETER	RESULT	REPORTING LIMIT	UNITS	MDL
Bromochloromethane	ND	1.0	ug/L	0.29
1,2-Dibromoethane	ND	1.0	ug/L	0.24
o-Xylene	ND	1.0	ug/L	0.14
m-Xylene & p-Xylene	ND	2.0	ug/L	0.24
cis-1,2-Dichloroethene	ND	1.0	ug/L	0.17
trans-1,2-Dichloroethene	ND	1.0	ug/L	0.19
Chloromethane	ND	1.0	ug/L	0.30
Bromomethane	ND	1.0	ug/L	0.41
Vinyl chloride	ND	1.0	ug/L	0.22
Chloroethane	ND	1.0	ug/L	0.29
Methylene chloride	ND	2.0	ug/L	0.33
Acetone	ND	10	ug/L	1.1
Carbon disulfide	ND	1.0	ug/L	0.13
1,1-Dichloroethene	ND	1.0	ug/L	0.19
1,1-Dichloroethane	ND	1.0	ug/L	0.15
1,2-Dichloroethene (total)	ND	1.0	ug/L	0.34
Chloroform	ND	1.0	ug/L	0.16
1,2-Dichloroethane	ND	1.0	ug/L	0.22
2-Butanone	ND	10	ug/L	0.57
1,1,1-Trichloroethane	ND	1.0	ug/L	0.22
Carbon tetrachloride	ND	1.0	ug/L	0.13
Bromodichloromethane	ND	1.0	ug/L	0.15
1,2-Dichloropropane	ND	1.0	ug/L	0.18
cis-1,3-Dichloropropene	ND	1.0	ug/L	0.14
Trichloroethene	ND	1.0	ug/L	0.17
Dibromochloromethane	ND	1.0	ug/L	0.18
1,1,2-Trichloroethane	ND	1.0	ug/L	0.27
Benzene	ND	1.0	ug/L	0.13
trans-1,3-Dichloropropene	ND	1.0	ug/L	0.19
Bromoform	ND	1.0	ug/L	0.64
4-Methyl-2-pentanone	ND	10	ug/L	0.32
2-Hexanone	ND	10	ug/L	0.41
Tetrachloroethene	ND	1.0	ug/L	0.29
1,1,2,2-Tetrachloroethane	ND	1.0	ug/L	0.18
Toluene	ND	1.0	ug/L	0.13
Chlorobenzene	ND	1.0	ug/L	0.15
Ethylbenzene	ND	1.0	ug/L	0.17

(Continued on next page)

Environmental Quality Mgt., Inc.

Client Sample ID: FWGLL12mw-DUP3-0603-GW

GC/MS Volatiles

Lot-Sample #...: A8A310224-011 **Work Order #...:** KGD291AA **Matrix.....:** WG

PARAMETER	RESULT	REPORTING LIMIT	UNITS	MDL
Styrene	ND	1.0	ug/L	0.11
Xylenes (total)	ND	2.0	ug/L	0.28

SURROGATE	PERCENT RECOVERY	RECOVERY LIMITS
Dibromofluoromethane	94	(50 - 150)
1,2-Dichloroethane-d4	91	(50 - 150)
Toluene-d8	90	(50 - 150)
4-Bromofluorobenzene	92	(50 - 150)

Environmental Quality Mgt., Inc.

Client Sample ID: FWGLL3mw-235C-0578-GW

GC/MS Volatiles

Lot-Sample #...: A8A310224-013 **Work Order #...:** KGD3J1AA **Matrix.....:** WG
Date Sampled...: 01/31/08 11:30 **Date Received..:** 01/31/08
Prep Date.....: 02/06/08 **Analysis Date..:** 02/06/08
Prep Batch #...: 8038102
Dilution Factor: 1 **Initial Wgt/Vol:** 5 mL **Final Wgt/Vol..:** 5 mL
Method.....: SW846 8260B

PARAMETER	RESULT	REPORTING LIMIT	UNITS	MDL
Bromochloromethane	ND	1.0	ug/L	0.29
1,2-Dibromoethane	ND	1.0	ug/L	0.24
o-Xylene	ND	1.0	ug/L	0.14
m-Xylene & p-Xylene	ND	2.0	ug/L	0.24
cis-1,2-Dichloroethene	ND	1.0	ug/L	0.17
trans-1,2-Dichloroethene	ND	1.0	ug/L	0.19
Chloromethane	ND	1.0	ug/L	0.30
Bromomethane	ND	1.0	ug/L	0.41
Vinyl chloride	ND	1.0	ug/L	0.22
Chloroethane	ND	1.0	ug/L	0.29
Methylene chloride	ND	2.0	ug/L	0.33
Acetone	ND	10	ug/L	1.1
Carbon disulfide	ND	1.0	ug/L	0.13
1,1-Dichloroethene	ND	1.0	ug/L	0.19
1,1-Dichloroethane	ND	1.0	ug/L	0.15
1,2-Dichloroethene (total)	ND	1.0	ug/L	0.34
Chloroform	ND	1.0	ug/L	0.16
1,2-Dichloroethane	ND	1.0	ug/L	0.22
2-Butanone	ND	10	ug/L	0.57
1,1,1-Trichloroethane	ND	1.0	ug/L	0.22
Carbon tetrachloride	ND	1.0	ug/L	0.13
Bromodichloromethane	ND	1.0	ug/L	0.15
1,2-Dichloropropane	ND	1.0	ug/L	0.18
cis-1,3-Dichloropropene	ND	1.0	ug/L	0.14
Trichloroethene	ND	1.0	ug/L	0.17
Dibromochloromethane	ND	1.0	ug/L	0.18
1,1,2-Trichloroethane	ND	1.0	ug/L	0.27
Benzene	ND	1.0	ug/L	0.13
trans-1,3-Dichloropropene	ND	1.0	ug/L	0.19
Bromoform	ND	1.0	ug/L	0.64
4-Methyl-2-pentanone	ND	10	ug/L	0.32
2-Hexanone	ND	10	ug/L	0.41
Tetrachloroethene	ND	1.0	ug/L	0.29
1,1,2,2-Tetrachloroethane	ND	1.0	ug/L	0.18
Toluene	ND	1.0	ug/L	0.13
Chlorobenzene	ND	1.0	ug/L	0.15
Ethylbenzene	ND	1.0	ug/L	0.17

(Continued on next page)

Environmental Quality Mgt., Inc.

Client Sample ID: FWGLL3mw-235C-0578-GW

GC/MS Volatiles

Lot-Sample #...: A8A310224-013 **Work Order #...:** KGD3J1AA **Matrix.....:** WG

PARAMETER	RESULT	REPORTING LIMIT	UNITS	MDL
Styrene	ND	1.0	ug/L	0.11
Xylenes (total)	ND	2.0	ug/L	0.28

SURROGATE	PERCENT RECOVERY	RECOVERY LIMITS
Dibromofluoromethane	95	(50 - 150)
1,2-Dichloroethane-d4	89	(50 - 150)
Toluene-d8	89	(50 - 150)
4-Bromofluorobenzene	93	(50 - 150)

Environmental Quality Mgt., Inc.

Client Sample ID: FWGLL12mw-088C-0587-GW

GC/MS Volatiles

Lot-Sample #...: A8A310224-015 **Work Order #...:** KGD3Q1AA **Matrix.....:** WG
Date Sampled...: 01/31/08 09:35 **Date Received..:** 01/31/08
Prep Date.....: 02/06/08 **Analysis Date..:** 02/06/08
Prep Batch #...: 8038102
Dilution Factor: 1 **Initial Wgt/Vol:** 5 mL **Final Wgt/Vol..:** 5 mL
Method.....: SW846 8260B

PARAMETER	RESULT	REPORTING LIMIT	UNITS	MDL
Bromochloromethane	ND	1.0	ug/L	0.29
1,2-Dibromoethane	ND	1.0	ug/L	0.24
o-Xylene	ND	1.0	ug/L	0.14
m-Xylene & p-Xylene	ND	2.0	ug/L	0.24
cis-1,2-Dichloroethene	ND	1.0	ug/L	0.17
trans-1,2-Dichloroethene	ND	1.0	ug/L	0.19
Chloromethane	ND	1.0	ug/L	0.30
Bromomethane	ND	1.0	ug/L	0.41
Vinyl chloride	ND	1.0	ug/L	0.22
Chloroethane	ND	1.0	ug/L	0.29
Methylene chloride	ND	2.0	ug/L	0.33
Acetone	**58**	**10**	**ug/L**	**1.1**
Carbon disulfide	ND	1.0	ug/L	0.13
1,1-Dichloroethene	ND	1.0	ug/L	0.19
1,1-Dichloroethane	ND	1.0	ug/L	0.15
1,2-Dichloroethene (total)	ND	1.0	ug/L	0.34
Chloroform	ND	1.0	ug/L	0.16
1,2-Dichloroethane	ND	1.0	ug/L	0.22
2-Butanone	**6.6 J**	**10**	**ug/L**	**0.57**
1,1,1-Trichloroethane	ND	1.0	ug/L	0.22
Carbon tetrachloride	ND	1.0	ug/L	0.13
Bromodichloromethane	ND	1.0	ug/L	0.15
1,2-Dichloropropane	ND	1.0	ug/L	0.18
cis-1,3-Dichloropropene	ND	1.0	ug/L	0.14
Trichloroethene	ND	1.0	ug/L	0.17
Dibromochloromethane	ND	1.0	ug/L	0.18
1,1,2-Trichloroethane	ND	1.0	ug/L	0.27
Benzene	ND	1.0	ug/L	0.13
trans-1,3-Dichloropropene	ND	1.0	ug/L	0.19
Bromoform	ND	1.0	ug/L	0.64
4-Methyl-2-pentanone	**0.36 J**	**10**	**ug/L**	**0.32**
2-Hexanone	ND	10	ug/L	0.41
Tetrachloroethene	ND	1.0	ug/L	0.29
1,1,2,2-Tetrachloroethane	ND	1.0	ug/L	0.18
Toluene	ND	1.0	ug/L	0.13
Chlorobenzene	ND	1.0	ug/L	0.15
Ethylbenzene	ND	1.0	ug/L	0.17

(Continued on next page)

Environmental Quality Mgt., Inc.

Client Sample ID: FWGLL12mw-088C-0587-GW

GC/MS Volatiles

Lot-Sample #...: A8A310224-015 **Work Order #...:** KGD3Q1AA **Matrix.....:** WG

PARAMETER	RESULT	REPORTING LIMIT	UNITS	MDL
Styrene	ND	1.0	ug/L	0.11
Xylenes (total)	ND	2.0	ug/L	0.28

SURROGATE	PERCENT RECOVERY	RECOVERY LIMITS
Dibromofluoromethane	93	(50 - 150)
1,2-Dichloroethane-d4	89	(50 - 150)
Toluene-d8	89	(50 - 150)
4-Bromofluorobenzene	93	(50 - 150)

NOTE(S):

J Estimated result. Result is less than RL.

Environmental Quality Mgt., Inc.

Client Sample ID: FWGTEAM1-TRIP

GC/MS Volatiles

Lot-Sample #...: A8A310224-017 **Work Order #...:** KGD301AA **Matrix.....:** WQ
Date Sampled...: 01/31/08 08:00 **Date Received..:** 01/31/08
Prep Date.....: 02/06/08 **Analysis Date..:** 02/06/08
Prep Batch #...: 8038102
Dilution Factor: 1 **Initial Wgt/Vol:** 5 mL **Final Wgt/Vol..:** 5 mL
Method.....: SW846 8260B

PARAMETER	RESULT	REPORTING LIMIT	UNITS	MDL
Bromochloromethane	ND	1.0	ug/L	0.29
1,2-Dibromoethane	ND	1.0	ug/L	0.24
o-Xylene	ND	1.0	ug/L	0.14
m-Xylene & p-Xylene	ND	2.0	ug/L	0.24
cis-1,2-Dichloroethene	ND	1.0	ug/L	0.17
trans-1,2-Dichloroethene	ND	1.0	ug/L	0.19
Chloromethane	ND	1.0	ug/L	0.30
Bromomethane	*ND*	1.0	ug/L	0.41
Vinyl chloride	ND	1.0	ug/L	0.22
Chloroethane	ND	1.0	ug/L	0.29
Methylene chloride	ND	2.0	ug/L	0.33
Acetone	**6.2 J**	**10**	**ug/L**	**1.1**
Carbon disulfide	ND	1.0	ug/L	0.13
1,1-Dichloroethene	ND	1.0	ug/L	0.19
1,1-Dichloroethane	ND	1.0	ug/L	0.15
1,2-Dichloroethene (total)	ND	1.0	ug/L	0.34
Chloroform	ND	1.0	ug/L	0.16
1,2-Dichloroethane	ND	1.0	ug/L	0.22
2-Butanone	ND	10	ug/L	0.57
1,1,1-Trichloroethane	ND	1.0	ug/L	0.22
Carbon tetrachloride	ND	1.0	ug/L	0.13
Bromodichloromethane	ND	1.0	ug/L	0.15
1,2-Dichloropropane	ND	1.0	ug/L	0.18
cis-1,3-Dichloropropene	ND	1.0	ug/L	0.14
Trichloroethene	ND	1.0	ug/L	0.17
Dibromochloromethane	ND	1.0	ug/L	0.18
1,1,2-Trichloroethane	ND	1.0	ug/L	0.27
Benzene	ND	1.0	ug/L	0.13
trans-1,3-Dichloropropene	ND	1.0	ug/L	0.19
Bromoform	ND	1.0	ug/L	0.64
4-Methyl-2-pentanone	**0.36 J**	**10**	**ug/L**	**0.32**
2-Hexanone	ND	10	ug/L	0.41
Tetrachloroethene	ND	1.0	ug/L	0.29
1,1,2,2-Tetrachloroethane	ND	1.0	ug/L	0.18
Toluene	ND	1.0	ug/L	0.13
Chlorobenzene	ND	1.0	ug/L	0.15
Ethylbenzene	ND	1.0	ug/L	0.17

(Continued on next page)

Environmental Quality Mgt., Inc.

Client Sample ID: FWGTEAM1-TRIP

GC/MS Volatiles

Lot-Sample #...: A8A310224-017 **Work Order #...:** KGD301AA **Matrix.....:** WQ

PARAMETER	RESULT	REPORTING LIMIT	UNITS	MDL
Styrene	ND	1.0	ug/L	0.11
Xylenes (total)	ND	2.0	ug/L	0.28

SURROGATE	PERCENT RECOVERY	RECOVERY LIMITS
Dibromofluoromethane	94	(50 - 150)
1,2-Dichloroethane-d4	91	(50 - 150)
Toluene-d8	89	(50 - 150)
4-Bromofluorobenzene	92	(50 - 150)

NOTE(S):

J Estimated result. Result is less than RL.

METHOD BLANK REPORT

GC/MS Volatiles

Client Lot #...: A8A310224 **Work Order #...:** KGNQW1AA **Matrix.....:** WATER
MB Lot-Sample #: A8B070000-102

Prep Date.....: 02/06/08 **Final Wgt/Vol..:** 5 mL
Analysis Date..: 02/06/08 **Prep Batch #...:** 8038102
Dilution Factor: 1 ***Initial Wgt/Vol:*** 5 *mL*

PARAMETER	RESULT	REPORTING LIMIT	UNITS	METHOD
Bromochloromethane	ND	1.0	ug/L	SW846 8260B
1,2-Dibromoethane	ND	1.0	ug/L	SW846 8260B
cis-1,2-Dichloroethene	ND	1.0	ug/L	SW846 8260B
trans-1,2-Dichloroethene	ND	1.0	ug/L	SW846 8260B
o-Xylene	ND	1.0	ug/L	SW846 8260B
m-Xylene & p-Xylene	ND	2.0	ug/L	SW846 8260B
Chloromethane	ND	1.0	ug/L	SW846 8260B
Bromomethane	ND	1.0	ug/L	SW846 8260B
Vinyl chloride	ND	1.0	ug/L	SW846 8260B
Chloroethane	ND	1.0	ug/L	SW846 8260B
Methylene chloride	ND	2.0	ug/L	SW846 8260B
Acetone	ND	10	ug/L	SW846 8260B
Carbon disulfide	ND	1.0	ug/L	SW846 8260B
1,1-Dichloroethene	ND	1.0	ug/L	SW846 8260B
1,1-Dichloroethane	ND	1.0	ug/L	SW846 8260B
1,2-Dichloroethene (total)	ND	1.0	ug/L	SW846 8260B
Chloroform	ND	1.0	ug/L	SW846 8260B
1,2-Dichloroethane	ND	1.0	ug/L	SW846 8260B
2-Butanone	ND	10	ug/L	SW846 8260B
1,1,1-Trichloroethane	ND	1.0	ug/L	SW846 8260B
Carbon tetrachloride	ND	1.0	ug/L	SW846 8260B
Bromodichloromethane	ND	1.0	ug/L	SW846 8260B
1,2-Dichloropropane	ND	1.0	ug/L	SW846 8260B
cis-1,3-Dichloropropene	ND	1.0	ug/L	SW846 8260B
Trichloroethene	ND	1.0	ug/L	SW846 8260B
Dibromochloromethane	ND	1.0	ug/L	SW846 8260B
1,1,2-Trichloroethane	ND	1.0	ug/L	SW846 8260B
Benzene	ND	1.0	ug/L	SW846 8260B
trans-1,3-Dichloropropene	ND	1.0	ug/L	SW846 8260B
Bromoform	ND	1.0	ug/L	SW846 8260B
4-Methyl-2-pentanone	ND	10	ug/L	SW846 8260B
2-Hexanone	ND	10	ug/L	SW846 8260B
Tetrachloroethene	ND	1.0	ug/L	SW846 8260B
1,1,2,2-Tetrachloroethane	ND	1.0	ug/L	SW846 8260B
Toluene	ND	1.0	ug/L	SW846 8260B
Chlorobenzene	ND	1.0	ug/L	SW846 8260B
Ethylbenzene	ND	1.0	ug/L	SW846 8260B
Styrene	ND	1.0	ug/L	SW846 8260B
Xylenes (total)	ND	2.0	ug/L	SW846 8260B

(Continued on next page)

METHOD BLANK REPORT

GC/MS Volatiles

Client Lot #...: A8A310224 **Work Order #...:** KGNQW1AA **Matrix.....:** WATER

PARAMETER	RESULT	REPORTING LIMIT	UNITS	METHOD

SURROGATE	PERCENT RECOVERY	RECOVERY LIMITS
Dibromofluoromethane	93	(50 - 150)
1,2-Dichloroethane-d4	88	(50 - 150)
Toluene-d8	89	(50 - 150)
4-Bromofluorobenzene	92	(50 - 150)

NOTE(S):

Calculations are performed before rounding to avoid round-off errors in calculated results.

LABORATORY CONTROL SAMPLE EVALUATION REPORT

GC/MS Volatiles

Client Lot #...: A8A310224 Work Order #...: KGNQW1AC-LCS Matrix.....: WATER
LCS Lot-Sample#: A8B070000-102 KGNQW1AD-LCSD
Prep Date.....: 02/06/08 Analysis Date..: 02/06/08
Prep Batch #...: 8038102
Dilution Factor: 1 Final Wgt/Vol..: 5 mL
Initial Wgt/Vol: 5 mL

PARAMETER	PERCENT RECOVERY	RECOVERY LIMITS	RPD	RPD LIMITS	METHOD
cis-1,2-Dichloroethene	93	(73 - 133)			SW846 8260B
	89	(73 - 133)	4.9	(0-30)	SW846 8260B
trans-1,2-Dichloroethene	95	(75 - 134)			SW846 8260B
	92	(75 - 134)	3.7	(0-30)	SW846 8260B
1,2-Dibromoethane	88	(75 - 127)			SW846 8260B
	85	(75 - 127)	3.1	(0-30)	SW846 8260B
Bromochloromethane	93	(75 - 127)			SW846 8260B
	89	(75 - 127)	4.1	(0-30)	SW846 8260B
m-Xylene & p-Xylene	92	(75 - 122)			SW846 8260B
	90	(75 - 122)	2.1	(0-30)	SW846 8260B
o-Xylene	92	(75 - 118)			SW846 8260B
	89	(75 - 118)	3.8	(0-30)	SW846 8260B
Chloromethane	103	(58 - 135)			SW846 8260B
	104	(58 - 135)	0.17	(0-30)	SW846 8260B
Bromomethane	106	(35 - 153)			SW846 8260B
	108	(35 - 153)	2.0	(0-30)	SW846 8260B
Vinyl chloride	97	(73 - 134)			SW846 8260B
	95	(73 - 134)	1.8	(0-30)	SW846 8260B
Chloroethane	112	(72 - 129)			SW846 8260B
	109	(72 - 129)	2.4	(0-30)	SW846 8260B
Methylene chloride	99	(69 - 118)			SW846 8260B
	96	(69 - 118)	3.6	(0-30)	SW846 8260B
Acetone	104	(51 - 157)			SW846 8260B
	105	(51 - 157)	1.4	(0-30)	SW846 8260B
Carbon disulfide	93	(74 - 123)			SW846 8260B
	93	(74 - 123)	0.31	(0-30)	SW846 8260B
1,1-Dichloroethene	102	(75 - 125)			SW846 8260B
	100	(75 - 125)	2.0	(0-30)	SW846 8260B
1,1-Dichloroethane	100	(75 - 133)			SW846 8260B
	97	(75 - 133)	3.5	(0-30)	SW846 8260B
1,2-Dichloroethene (total)	94	(85 - 111)			SW846 8260B
	90	(85 - 111)	4.3	(0-30)	SW846 8260B
Chloroform	95	(74 - 127)			SW846 8260B
	90	(74 - 127)	5.7	(0-30)	SW846 8260B
1,2-Dichloroethane	99	(67 - 132)			SW846 8260B
	95	(67 - 132)	3.6	(0-30)	SW846 8260B

(Continued on next page)

LABORATORY CONTROL SAMPLE EVALUATION REPORT

GC/MS Volatiles

Client Lot #...: A8A310224 **Work Order #...:** KGNQW1AC-LCS **Matrix.....:** WATER
LCS Lot-Sample#: A8B070000-102 KGNQW1AD-LCSD

PARAMETER	PERCENT RECOVERY	RECOVERY LIMITS	RPD	RPD LIMITS	METHOD
2-Butanone	91	(45 - 150)			SW846 8260B
	85	(45 - 150)	7.2	(0-30)	SW846 8260B
1,1,1-Trichloroethane	88	(70 - 127)			SW846 8260B
	87	(70 - 127)	1.1	(0-30)	SW846 8260B
Carbon tetrachloride	93	(71 - 132)			SW846 8260B
	91	(71 - 132)	1.7	(0-30)	SW846 8260B
Bromodichloromethane	90	(70 - 130)			SW846 8260B
	88	(70 - 130)	2.9	(0-30)	SW846 8260B
1,2-Dichloropropane	95	(75 - 127)			SW846 8260B
	92	(75 - 127)	3.3	(0-30)	SW846 8260B
cis-1,3-Dichloropropene	87	(73 - 132)			SW846 8260B
	84	(73 - 132)	3.9	(0-30)	SW846 8260B
Trichloroethene	93	(67 - 128)			SW846 8260B
	90	(67 - 128)	3.7	(0-30)	SW846 8260B
Dibromochloromethane	85	(74 - 145)			SW846 8260B
	83	(74 - 145)	2.3	(0-30)	SW846 8260B
1,1,2-Trichloroethane	87	(75 - 136)			SW846 8260B
	85	(75 - 136)	3.1	(0-30)	SW846 8260B
Benzene	90	(75 - 126)			SW846 8260B
	87	(75 - 126)	3.6	(0-30)	SW846 8260B
trans-1,3-Dichloropropene	81	(74 - 131)			SW846 8260B
	79	(74 - 131)	2.0	(0-30)	SW846 8260B
Bromoform	75	(72 - 136)			SW846 8260B
	72	(72 - 136)	4.2	(0-30)	SW846 8260B
4-Methyl-2-pentanone	90	(59 - 150)			SW846 8260B
	84	(59 - 150)	7.2	(0-30)	SW846 8260B
2-Hexanone	83	(53 - 139)			SW846 8260B
	81	(53 - 139)	3.0	(0-30)	SW846 8260B
Tetrachloroethene	91	(75 - 129)			SW846 8260B
	90	(75 - 129)	1.1	(0-30)	SW846 8260B
1,1,2,2-Tetrachloroethane	86	(68 - 129)			SW846 8260B
	83	(68 - 129)	3.6	(0-30)	SW846 8260B
Toluene	90	(75 - 125)			SW846 8260B
	87	(75 - 125)	3.4	(0-30)	SW846 8260B
Chlorobenzene	93	(75 - 127)			SW846 8260B
	91	(75 - 127)	1.7	(0-30)	SW846 8260B
Ethylbenzene	91	(75 - 120)			SW846 8260B
	87	(75 - 120)	4.4	(0-30)	SW846 8260B
Styrene	89	(75 - 130)			SW846 8260B
	88	(75 - 130)	2.2	(0-30)	SW846 8260B
Xylenes (total)	92	(90 - 114)			SW846 8260B
	89 a	(90 - 114)	2.7	(0-30)	SW846 8260B

(Continued on next page)

LABORATORY CONTROL SAMPLE EVALUATION REPORT

GC/MS Volatiles

Client Lot #...: A8A310224 **Work Order #...:** KGNQW1AC-LCS **Matrix.....:** WATER
LCS Lot-Sample#: A8B070000-102 KGNQW1AD-LCSD

SURROGATE	PERCENT RECOVERY	RECOVERY LIMITS
Dibromofluoromethane	94	(50 - 150)
	92	(50 - 150)
1,2-Dichloroethane-d4	94	(50 - 150)
	92	(50 - 150)
Toluene-d8	91	(50 - 150)
	91	(50 - 150)
4-Bromofluorobenzene	99	(50 - 150)
	98	(50 - 150)

NOTE(S):

Calculations are performed before rounding to avoid round-off errors in calculated results.

Bold print denotes control parameters

a Spiked analyte recovery is outside stated control limits.

MATRIX SPIKE SAMPLE EVALUATION REPORT

GC/MS Volatiles

Client Lot #...: A8A310224 **Work Order #...:** KGD3Q1AC-MS **Matrix.....:** WG
MS Lot-Sample #: A8A310224-015 KGD3Q1AD-MSD
Date Sampled...: 01/31/08 09:35 **Date Received..:** 01/31/08
Prep Date.....: 02/06/08 **Analysis Date..:** 02/06/08
Prep Batch #...: 8038102
Dilution Factor: 1 **Initial Wgt/Vol:** 5 mL **Final Wgt/Vol..:** 5 mL

PARAMETER	PERCENT RECOVERY	RECOVERY LIMITS	RPD	RPD LIMITS	METHOD
cis-1,2-Dichloroethene	86	(70 - 130)			SW846 8260B
	89	(70 - 130)	2.7	(0-30)	SW846 8260B
trans-1,2-Dichloroethene	90	(70 - 130)			SW846 8260B
	82	(70 - 130)	10	(0-30)	SW846 8260B
1,2-Dibromoethane	85	(70 - 130)			SW846 8260B
	84	(70 - 130)	1.1	(0-30)	SW846 8260B
Bromochloromethane	87	(70 - 130)			SW846 8260B
	87	(70 - 130)	1.0	(0-30)	SW846 8260B
Chloromethane	98	(70 - 130)			SW846 8260B
	102	(70 - 130)	3.1	(0-30)	SW846 8260B
Bromomethane	100	(70 - 130)			SW846 8260B
	96	(70 - 130)	4.2	(0-30)	SW846 8260B
Vinyl chloride	94	(70 - 130)			SW846 8260B
	89	(70 - 130)	5.9	(0-30)	SW846 8260B
Chloroethane	110	(70 - 130)			SW846 8260B
	112	(70 - 130)	1.3	(0-30)	SW846 8260B
Methylene chloride	90	(70 - 130)			SW846 8260B
	90	(70 - 130)	0.89	(0-30)	SW846 8260B
Acetone	99	(70 - 130)			SW846 8260B
	120	(70 - 130)	3.1	(0-30)	SW846 8260B
Carbon disulfide	98	(70 - 130)			SW846 8260B
	103	(70 - 130)	4.5	(0-30)	SW846 8260B
1,1-Dichloroethene	100	(70 - 130)			SW846 8260B
	93	(70 - 130)	6.7	(0-30)	SW846 8260B
1,1-Dichloroethane	95	(70 - 130)			SW846 8260B
	94	(70 - 130)	1.2	(0-30)	SW846 8260B
1,2-Dichloroethene (total)	88	(70 - 130)			SW846 8260B
	85	(70 - 130)	3.6	(0-30)	SW846 8260B
Chloroform	89	(70 - 130)			SW846 8260B
	90	(70 - 130)	0.15	(0-30)	SW846 8260B
1,2-Dichloroethane	94	(70 - 130)			SW846 8260B
	93	(70 - 130)	1.6	(0-30)	SW846 8260B
2-Butanone	103	(70 - 130)			SW846 8260B
	103	(70 - 130)	0.33	(0-30)	SW846 8260B
1,1,1-Trichloroethane	89	(70 - 130)			SW846 8260B
	86	(70 - 130)	3.3	(0-30)	SW846 8260B
Carbon tetrachloride	85	(70 - 130)			SW846 8260B
	82	(70 - 130)	3.9	(0-30)	SW846 8260B

(Continued on next page)

MATRIX SPIKE SAMPLE EVALUATION REPORT

GC/MS Volatiles

Client Lot #...: A8A310224 **Work Order #...:** KGD3Q1AC-MS **Matrix.....:** WG
MS Lot-Sample #: A8A310224-015 KGD3Q1AD-MSD

PARAMETER	PERCENT RECOVERY	RECOVERY LIMITS	RPD	RPD LIMITS	METHOD
Bromodichloromethane	85	(70 - 130)			SW846 8260B
	85	(70 - 130)	0.14	(0-30)	SW846 8260B
1,2-Dichloropropane	90	(70 - 130)			SW846 8260B
	89	(70 - 130)	1.8	(0-30)	SW846 8260B
cis-1,3-Dichloropropene	78	(70 - 130)			SW846 8260B
	77	(70 - 130)	1.1	(0-30)	SW846 8260B
Trichloroethene	89	(70 - 130)			SW846 8260B
	87	(70 - 130)	2.2	(0-30)	SW846 8260B
Dibromochloromethane	79	(70 - 130)			SW846 8260B
	80	(70 - 130)	1.6	(0-30)	SW846 8260B
1,1,2-Trichloroethane	85	(70 - 130)			SW846 8260B
	86	(70 - 130)	0.72	(0-30)	SW846 8260B
Benzene	87	(70 - 130)			SW846 8260B
	86	(70 - 130)	1.7	(0-30)	SW846 8260B
trans-1,3-Dichloropropene	75	(70 - 130)			SW846 8260B
	74	(70 - 130)	1.8	(0-30)	SW846 8260B
Bromoform	70	(70 - 130)			SW846 8260B
	70	(70 - 130)	0.29	(0-30)	SW846 8260B
4-Methyl-2-pentanone	94	(70 - 130)			SW846 8260B
	94	(70 - 130)	0.36	(0-30)	SW846 8260B
2-Hexanone	94	(70 - 130)			SW846 8260B
	95	(70 - 130)	1.2	(0-30)	SW846 8260B
Tetrachloroethene	87	(70 - 130)			SW846 8260B
	86	(70 - 130)	2.1	(0-30)	SW846 8260B
1,1,2,2-Tetrachloroethane	87	(70 - 130)			SW846 8260B
	88	(70 - 130)	0.95	(0-30)	SW846 8260B
Toluene	86	(70 - 130)			SW846 8260B
	84	(70 - 130)	2.4	(0-30)	SW846 8260B
Chlorobenzene	89	(70 - 130)			SW846 8260B
	89	(70 - 130)	0.11	(0-30)	SW846 8260B
Ethylbenzene	88	(70 - 130)			SW846 8260B
	87	(70 - 130)	1.1	(0-30)	SW846 8260B
Styrene	84	(70 - 130)			SW846 8260B
	84	(70 - 130)	0.46	(0-30)	SW846 8260B
Xylenes (total)	88	(70 - 130)			SW846 8260B
	88	(70 - 130)	0.32	(0-30)	SW846 8260B

SURROGATE	PERCENT RECOVERY	RECOVERY LIMITS
Dibromofluoromethane	94	(50 - 150)
	93	(50 - 150)

(Continued on next page)

MATRIX SPIKE SAMPLE EVALUATION REPORT

GC/MS Volatiles

Client Lot #...: A8A310224 **Work Order #...:** KGD3Q1AC-MS **Matrix.....:** WG
MS Lot-Sample #: A8A310224-015 KGD3Q1AD-MSD

SURROGATE	PERCENT RECOVERY	RECOVERY LIMITS
1,2-Dichloroethane-d4	93	(50 - 150)
	94	(50 - 150)
Toluene-d8	89	(50 - 150)
	89	(50 - 150)
4-Bromofluorobenzene	100	(50 - 150)
	99	(50 - 150)

NOTE(S):

Calculations are performed before rounding to avoid round-off errors in calculated results.

Bold print denotes control parameters

Data File: \\cansvr11\dd\chem\MSV\a3ux11.i\J80206A.b\UXJ9329.D
Report Date: 07-Feb-2008 07:56

TestAmerica North Canton

RECOVERY REPORT

2/6/08 a9446

Client Name:
Sample Matrix: LIQUID
Lab Smp Id: QCMRL Opener
Level: LOW
Data Type: MS DATA
SpikeList File: MRL.spk
Sublist File: 2-8260.sub
Method File: \\cansvr11\dd\chem\MSV\a3ux11.i\J80206A.b\8260LLUX11.m
Misc Info: J80206A,8260LLUX11,,43582,3

Client SDG: SDGa01304
Fraction: VOA

Operator: 43582
SampleType: METHSPIKE
Quant Type: ISTD

	SPIKE COMPOUND	CONC ADDED ug/L	CONC RECOVERED ug/L	% RECOVERED	LIMITS
	17 1,1-Dichloroethene	1.000	1.097	109.71	70-130
	42 Trichloroethene	1.000	0.9688	96.88	70-130
	59 Chlorobenzene	1.000	0.9879	98.79	70-130
	50 Toluene	1.000	0.9361	93.61	70-130
	41 Benzene	1.000	1.005	100.49	70-130
	16 Acetone	2.000	1.128	56.39*	70-130
	20 Carbon Disulfide	1.000	0.9669	96.69	70-130
	9 Chloromethane	1.000	1.147	114.69	70-130
	11 Bromomethane	1.000	1.360	136.02*	70-130
	10 Vinyl Chloride	1.000	1.020	102.05	70-130
	12 Chloroethane	1.000	1.247	124.69	70-130
	21 Methylene Chloride	1.000	0.5279	52.79*	70-130
	28 1,1-Dichloroethane	1.000	1.033	103.29	70-130
M	31 1,2-Dichloroethene	2.000	1.910	95.51	70-130
	35 Chloroform	1.000	0.9919	99.19	70-130
	40 1,2-Dichloroethane	1.000	1.015	101.50	70-130
	30 2-Butanone	2.000	1.379	68.94*	70-130
	37 1,1,1-Trichloroeth	1.000	0.9451	94.51	70-130
	39 Carbon Tetrachlori	1.000	0.9218	92.18	70-130
	46 Bromodichlorometha	1.000	0.8754	87.54	70-130
	43 1,2-Dichloropropan	1.000	0.9634	96.35	70-130
	48 cis-1,3-Dichloropr	1.000	0.8263	82.63	70-130
	54 1,3-Dichloropropan	1.000	0.9505	95.05	70-130
	57 Dibromochlorometha	1.000	0.7795	77.95	70-130
	53 1,1,2-Trichloroeth	1.000	0.9687	96.87	70-130
	51 trans-1,3-Dichloro	1.000	0.7775	77.75	70-130
	49 4-Methyl-2-pentano	2.000	1.832	91.62	70-130
	56 2-Hexanone	2.000	1.663	83.17	70-130
	55 Tetrachloroethene	1.000	0.9875	98.75	70-130
	68 1,1,2,2-Tetrachlor	1.000	0.9428	94.28	70-130
	66 Bromoform	1.000	0.6616	66.16*	70-130
	61 Ethylbenzene	1.000	0.8712	87.13	70-130
	65 Styrene	1.000	0.8170	81.70	70-130
M	63 Xylenes (total)	3.000	2.700	89.99	70-130
	32 cis-1,2-dichloroet	1.000	0.9296	92.96	70-130
	25 trans-1,2-Dichloro	1.000	0.9807	98.07	70-130
	8 Dichlorodifluorome	1.000	1.062	106.23	70-130
	13 Trichlorofluoromet	1.000	1.088	108.86	70-130
	70 1,2,3-Trichloropro	1.000	0.8938	89.38	70-130
	18 Freon-113	1.000	1.075	107.55	70-130

Data File: \\cansvr11\dd\chem\MSV\a3ux11.i\J80206A.b\UXJ9329.D
Report Date: 07-Feb-2008 07:56

SPIKE COMPOUND	CONC ADDED ug/L	CONC RECOVERED ug/L	% RECOVERED	LIMITS
24 Methyl tert-butyl	1.000	1.007	100.73	70-130
58 1,2-Dibromoethane	1.000	0.9403	94.03	70-130
67 Isopropylbenzene	1.000	0.9444	94.44	70-130
80 1,3-Dichlorobenzen	1.000	0.9488	94.88	70-130
81 1,4-Dichlorobenzen	1.000	0.9090	90.91	70-130
83 1,2-Dichlorobenzen	1.000	0.9609	96.09	70-130
84 1,2-Dibromo-3-chlo	1.000	0.6574	65.74*	70-130
85 1,2,4-Trichloroben	1.000	0.8544	85.44	70-130
98 Cyclohexane	1.000	1.055	105.52	70-130
143 Methyl Acetate	2.000	0.0000	*	70-130
144 Methylcyclohexane	1.000	1.032	103.18	70-130
71 Bromobenzene	1.000	0.9747	97.47	70-130
34 Bromochloromethane	1.000	0.8812	88.12	70-130
82 n-Butylbenzene	1.000	0.8176	81.76	70-130
78 sec-Butylbenzene	1.000	0.8822	88.22	70-130
76 tert-Butylbenzene	1.000	0.8764	87.64	70-130
73 2-Chlorotoluene	1.000	0.9159	91.59	70-130
75 4-Chlorotoluene	1.000	0.9408	94.08	70-130
45 Dibromomethane	1.000	0.9758	97.58	70-130
33 2,2-Dichloropropan	1.000	0.9717	97.17	70-130
38 1,1-Dichloropropen	1.000	1.016	101.55	70-130
86 Hexachlorobutadien	1.000	0.9487	94.87	70-130
19 Iodomethane	1.000	1.040	103.95	70-130
79 4-Isopropyltoluene	1.000	0.8577	85.77	70-130
87 Naphthalene	1.000	0.7503	75.03	70-130
72 n-Propylbenzene	1.000	0.9275	92.75	70-130
60 1,1,1,2-Tetrachlor	1.000	0.8738	87.38	70-130
88 1,2,3-Trichloroben	1.000	0.9037	90.37	70-130
77 1,2,4-Trimethylben	1.000	0.8880	88.80	70-130
74 1,3,5-Trimethylben	1.000	0.8482	84.82	70-130
150 Vinyl Acetate-86	1.000	0.7729	77.29	70-130
62 m + p-Xylene	2.000	1.808	90.43	70-130
64 Xylene-o	1.000	0.8912	89.12	70-130
49 4-Methyl-2-pentano	2.000	1.832	91.62	70-130

SURROGATE COMPOUND	CONC ADDED ug/L	CONC RECOVERED ug/L	% RECOVERED	LIMITS
$ 4 Dibromofluorometha	10.000	9.299	92.99	73-122
$ 5 1,2-Dichloroethane	10.000	8.754	87.54	61-128
$ 6 Toluene-d8	10.000	9.143	91.43	76-110
$ 7 Bromofluorobenzene	10.000	9.560	95.60	74-116

Data File: \\cansvr11\dd\chem\MSV\a3ux11.i\J80206A.b\UXJ9346.D
Report Date: 07-Feb-2008 07:51

2/6/08 @ 1617.

TestAmerica North Canton

RECOVERY REPORT

Client Name:
Sample Matrix: LIQUID
Lab Smp Id: QCMRL closer
Level: LOW
Data Type: MS DATA
SpikeList File: MRL.spk
Sublist File: 2-8260.sub
Method File: \\cansvr11\dd\chem\MSV\a3ux11.i\J80206A.b\8260LLUX11.m
Misc Info: J80206A,8260LLUX11,,43582,3

Client SDG: SDGa01304
Fraction: VOA

Operator: 43582
SampleType: METHSPIKE
Quant Type: ISTD

	SPIKE	COMPOUND	CONC ADDED ug/L	CONC RECOVERED ug/L	% RECOVERED	LIMITS
	17	1,1-Dichloroethene	1.000	1.089	108.94	70-130
	42	Trichloroethene	1.000	0.9292	92.92	70-130
	59	Chlorobenzene	1.000	0.9327	93.27	70-130
	50	Toluene	1.000	0.9255	92.55	70-130
	41	Benzene	1.000	0.9402	94.02	70-130
	16	Acetone	2.000	3.311	165.56*	70-130
	20	Carbon Disulfide	1.000	0.9169	91.69	70-130
	9	Chloromethane	1.000	1.154	115.38	70-130
	11	Bromomethane	1.000	1.395	139.54*	70-130
	10	Vinyl Chloride	1.000	1.020	102.03	70-130
	12	Chloroethane	1.000	1.163	116.32	70-130
	21	Methylene Chloride	1.000	0.1834	18.34*	70-130
	28	1,1-Dichloroethane	1.000	0.9691	96.91	70-130
M	31	1,2-Dichloroethene	2.000	1.882	94.09	70-130
	35	Chloroform	1.000	0.9314	93.14	70-130
	40	1,2-Dichloroethane	1.000	0.9650	96.50	70-130
	30	2-Butanone	2.000	1.771	88.57	70-130
	37	1,1,1-Trichloroeth	1.000	0.8498	84.98	70-130
	39	Carbon Tetrachlori	1.000	0.8003	80.03	70-130
	46	Bromodichlorometha	1.000	0.8352	83.52	70-130
	43	1,2-Dichloropropan	1.000	0.9328	93.28	70-130
	48	cis-1,3-Dichloropr	1.000	0.7609	76.09	70-130
	54	1,3-Dichloropropan	1.000	0.9096	90.96	70-130
	57	Dibromochlorometha	1.000	0.6906	69.06*	70-130
	53	1,1,2-Trichloroeth	1.000	0.8920	89.21	70-130
	51	trans-1,3-Dichloro	1.000	0.6998	69.99*	70-130
	49	4-Methyl-2-pentano	2.000	1.988	99.39	70-130
	56	2-Hexanone	2.000	1.864	93.22	70-130
	55	Tetrachloroethene	1.000	0.9168	91.68	70-130
	68	1,1,2,2-Tetrachlor	1.000	0.9092	90.92	70-130
	66	Bromoform	1.000	0.5605	56.05*	70-130
	61	Ethylbenzene	1.000	0.8604	86.04	70-130
	65	Styrene	1.000	0.7912	79.12	70-130
M	63	Xylenes (total)	3.000	2.570	85.68	70-130
	32	cis-1,2-dichloroet	1.000	0.9845	98.45	70-130
	25	trans-1,2-Dichloro	1.000	0.8972	89.72	70-130
	8	Dichlorodifluorome	1.000	1.126	112.57	70-130
	13	Trichlorofluoromet	1.000	1.091	109.15	70-130
	70	1,2,3-Trichloropro	1.000	0.8547	85.47	70-130
	18	Freon-113	1.000	0.9998	99.98	70-130

Data File: \\cansvr11\dd\chem\MSV\a3ux11.i\J80206A.b\UXJ9346.D
Report Date: 07-Feb-2008 07:51

SPIKE COMPOUND	CONC ADDED ug/L	CONC RECOVERED ug/L	% RECOVERED	LIMITS
24 Methyl tert-butyl	1.000	1.048	104.82	70-130
58 1,2-Dibromoethane	1.000	0.8883	88.83	70-130
67 Isopropylbenzene	1.000	0.8863	88.63	70-130
80 1,3-Dichlorobenzen	1.000	0.8985	89.85	70-130
81 1,4-Dichlorobenzen	1.000	0.9253	92.53	70-130
83 1,2-Dichlorobenzen	1.000	0.8903	89.03	70-130
84 1,2-Dibromo-3-chlo	1.000	0.6536	65.37*	70-130
85 1,2,4-Trichloroben	1.000	0.8330	83.30	70-130
98 Cyclohexane	1.000	0.9476	94.76	70-130
143 Methyl Acetate	2.000	0.0000	*	70-130
144 Methylcyclohexane	1.000	0.9449	94.49	70-130
71 Bromobenzene	1.000	0.9157	91.57	70-130
34 Bromochloromethane	1.000	0.9213	92.13	70-130
82 n-Butylbenzene	1.000	0.7884	78.84	70-130
78 sec-Butylbenzene	1.000	0.8150	81.50	70-130
76 tert-Butylbenzene	1.000	0.8246	82.47	70-130
73 2-Chlorotoluene	1.000	0.9128	91.29	70-130
75 4-Chlorotoluene	1.000	0.8954	89.54	70-130
45 Dibromomethane	1.000	0.9383	93.83	70-130
33 2,2-Dichloropropan	1.000	0.7913	79.13	70-130
38 1,1-Dichloropropen	1.000	0.9391	93.91	70-130
86 Hexachlorobutadien	1.000	0.9722	97.22	70-130
19 Iodomethane	1.000	1.018	101.75	70-130
79 4-Isopropyltoluene	1.000	0.7924	79.24	70-130
87 Naphthalene	1.000	0.6999	69.99*	70-130
72 n-Propylbenzene	1.000	0.8401	84.01	70-130
60 1,1,1,2-Tetrachlor	1.000	0.8158	81.58	70-130
88 1,2,3-Trichloroben	1.000	0.8334	83.34	70-130
77 1,2,4-Trimethylben	1.000	0.8098	80.98	70-130
74 1,3,5-Trimethylben	1.000	0.8103	81.03	70-130
150 Vinyl Acetate-86	1.000	0.6875	68.75*	70-130
62 m + p-Xylene	2.000	1.722	86.09	70-130
64 Xylene-o	1.000	0.8487	84.87	70-130
49 4-Methyl-2-pentano	2.000	1.988	99.39	70-130

SURROGATE COMPOUND	CONC ADDED ug/L	CONC RECOVERED ug/L	% RECOVERED	LIMITS
$ 4 Dibromofluorometha	10.000	9.471	94.71	73-122
$ 5 1,2-Dichloroethane	10.000	9.029	90.29	61-128
$ 6 Toluene-d8	10.000	8.926	89.27	76-110
$ 7 Bromofluorobenzene	10.000	9.428	94.28	74-116

Data File: \\cansvr11\dd\chem\MSV\a3ux11.i\dummy.b\UXJ9347.D
Report Date: 07-Feb-2008 08:12

TestAmerica North Canton

VOLATILE REPORT SW-846 Method

Data file : \\cansvr11\dd\chem\MSV\a3ux11.i\dummy.b\UXJ9347.D
Lab Smp Id: QCMDL
Inj Date : 06-FEB-2008 16:40
Operator : 43582 Inst ID: a3ux11.i
Smp Info : QCMDL
Misc Info : J80206A,8260LLUX11,,43582,3
Comment :
Method : \\cansvr11\dd\chem\MSV\a3ux11.i\dummy.b\8260LLUX11.m
Meth Date : 07-Feb-2008 08:11 evansl Quant Type: ISTD
Cal Date : 17-SEP-2007 17:43 Cal File: UXJ5746.D
Als bottle: 21 QC Sample: METHSPIKE
Dil Factor: 1.00000
Integrator: HP RTE Compound Sublist: 2-8260.sub
Target Version: 4.14
Processing Host: CANPMSV30

Concentration Formula: Amt * DF * 1/Vo * CpndVariable

Name	Value	Description
DF	1.000	Dilution Factor
Vo	5.000	Sample volume
Va	100.000	Injection Volume
Cpnd Variable		Local Compound Variable

	Compounds	QUANT SIG MASS	RT	EXP RT	REL RT	RESPONSE	CONCENTRATIONS ON-COLUMN (ng)	FINAL (ug/L)
*	1 Fluorobenzene	96	5.115	5.115	(1.000)	1338845	50.0000	
*	2 Chlorobenzene-d5	117	7.777	7.765	(1.000)	1237302	50.0000	
*	3 1,4-Dichlorobenzene-d4	152	10.013	10.013	(1.000)	645276	50.0000	
$	4 Dibromofluoromethane	113	4.547	4.547	(0.889)	356149	46.6592	9.332
$	5 1,2-Dichloroethane-d4	65	4.831	4.831	(0.944)	418580	45.0352	9.007
$	6 Toluene-d8	98	6.464	6.464	(0.831)	1784098	45.2956	9.059
$	7 Bromofluorobenzene	95	8.877	8.877	(1.141)	729946	47.4368	9.487
	8 Dichlorodifluoromethane	85	1.506	1.506	(0.294)	15500	2.03329	0.4066
	9 Chloromethane	50	1.636	1.636	(0.320)	36590	3.23168	0.6463
	10 Vinyl Chloride	62	1.742	1.742	(0.341)	29039	2.46210	0.4924
	11 Bromomethane	94	2.026	2.026	(0.396)	20144	3.62289	0.7246
	12 Chloroethane	64	2.109	2.109	(0.412)	20354	3.13251	0.6265
	13 Trichlorofluoromethane	101	2.322	2.322	(0.454)	16164	1.96242	0.3925
	15 Acrolein	56	Compound Not Detected.					
	16 Acetone	43	2.772	2.772	(0.542)	58453	20.5885	4.118
	17 1,1-Dichloroethene	96	2.748	2.748	(0.537)	31704	2.91252	0.5825(R)
	18 Freon-113	151	2.748	2.748	(0.537)	20124	2.71881	0.5438
	19 Iodomethane	142	2.890	2.890	(0.565)	43758	2.76210	0.5524
	20 Carbon Disulfide	76	2.937	2.937	(0.574)	72340	2.52458	0.5049
	21 Methylene Chloride	84	3.150	3.139	(0.616)	47275	3.21258	0.6425

22 Acetonitrile	41	3.008	2.997 (0.588)	44305	27.3589	5.472
23 Acrylonitrile	53	3.316	3.316 (0.648)	22874	6.56295	1.312

Data File: \\cansvr11\dd\chem\MSV\a3ux11.i\dummy.b\UXJ9347.D
Report Date: 07-Feb-2008 08:12

	Compounds	QUANT SIG MASS	RT	EXP RT	REL RT	RESPONSE	CONCENTRATIONS ON-COLUMN (ng)	CONCENTRATIONS FINAL (ug/L)
24	Methyl tert-butyl ether	73	3.351	3.352	(0.655)	63975	2.65339	0.5307
25	trans-1,2-Dichloroethene	96	3.351	3.352	(0.655)	29734	2.91045	0.5821
26	Hexane	86	Compound Not Detected.					
27	Vinyl acetate	43	3.718	3.718	(0.727)	44437	2.53183	0.5064
28	1,1-Dichloroethane	63	3.695	3.695	(0.722)	40459	2.55640	0.5113
29	tert-Butyl Alcohol	59	3.209	3.210	(0.628)	39450	65.1249	13.025
30	2-Butanone	43	4.180	4.168	(0.817)	23975	6.16343	1.233
M 31	1,2-Dichloroethene (total)	96				58300	5.62608	1.125
32	cis-1,2-dichloroethene	96	4.168	4.168	(0.815)	28566	2.71563	0.5431
33	2,2-Dichloropropane	77	4.168	4.168	(0.815)	17109	2.21917	0.4438
34	Bromochloromethane	128	4.357	4.357	(0.852)	12562	2.47347	0.4947
35	Chloroform	83	4.416	4.416	(0.864)	41327	2.67036	0.5341
36	Tetrahydrofuran	42	4.405	4.405	(0.861)	11715	4.37497	0.8750
37	1,1,1-Trichloroethane	97	4.582	4.582	(0.896)	24368	2.30352	0.4607
38	1,1-Dichloropropene	75	4.712	4.712	(0.921)	31567	2.49597	0.4992
39	Carbon Tetrachloride	117	4.724	4.724	(0.924)	19224	2.01208	0.4024
40	1,2-Dichloroethane	62	4.902	4.902	(0.958)	31198	2.72515	0.5450
41	Benzene	78	4.890	4.890	(0.956)	123911	2.83487	0.5670(R)
42	Trichloroethene	130	5.422	5.422	(1.060)	29422	2.68824	0.5376(R)
43	1,2-Dichloropropane	63	5.612	5.612	(1.097)	25702	2.37561	0.4751
44	1,4-Dioxane	88	5.730	5.718	(1.120)	11381	123.165	24.633
45	Dibromomethane	93	5.706	5.706	(1.116)	15174	2.58582	0.5172
46	Bromodichloromethane	83	5.836	5.836	(1.141)	26576	2.12383	0.4248
47	2-Chloroethyl vinyl ether	63	6.085	6.085	(1.190)	31362	4.47993	0.8960
48	cis-1,3-Dichloropropene	75	6.215	6.215	(1.215)	38478	2.08177	0.4164
49	4-Methyl-2-pentanone	43	6.345	6.345	(1.241)	46669	5.12394	1.025
50	Toluene	91	6.523	6.523	(0.839)	126974	2.47925	0.4958(R)
51	trans-1,3-Dichloropropene	75	6.700	6.700	(0.862)	33516	1.91457	0.3829
52	Ethyl Methacrylate	69	6.771	6.771	(0.871)	34266	2.20304	0.4406
53	1,1,2-Trichloroethane	97	6.878	6.866	(0.884)	25930	2.46306	0.4926
54	1,3-Dichloropropane	76	7.020	7.020	(0.903)	46967	2.46520	0.4930
55	Tetrachloroethene	164	7.020	7.020	(0.903)	24129	2.37850	0.4757
56	2-Hexanone	43	7.091	7.091	(0.912)	31668	4.87159	0.9743
57	Dibromochloromethane	129	7.233	7.233	(0.930)	21060	1.93536	0.3871
58	1,2-Dibromoethane	107	7.351	7.351	(0.945)	24213	2.29266	0.4585
59	Chlorobenzene	112	7.801	7.801	(1.003)	86815	2.45970	0.4919(R)
60	1,1,1,2-Tetrachloroethane	131	7.872	7.872	(1.012)	24858	2.14013	0.4280
61	Ethylbenzene	106	7.895	7.895	(1.015)	44199	2.27930	0.4559
62	m + p-Xylene	106	8.002	8.002	(1.029)	110943	4.55837	0.9117
M 63	Xylenes (total)	106				163918	6.83973	1.368
64	Xylene-o	106	8.380	8.380	(1.078)	52975	2.28135	0.4563
65	Styrene	104	8.392	8.392	(1.079)	85220	2.10475	0.4210
66	Bromoform	173	8.582	8.570	(1.103)	10779	1.50251	0.3005
67	Isopropylbenzene	105	8.724	8.724	(1.122)	115905	2.35041	0.4701
68	1,1,2,2-Tetrachloroethane	83	9.008	9.008	(0.900)	29436	2.32920	0.4658
69	1,4-Dichloro-2-butene	53	9.067	9.067	(0.905)	4521	1.51015	0.3020
70	1,2,3-Trichloropropane	110	9.055	9.055	(0.904)	9936	2.69139	0.5383
71	Bromobenzene	156	9.031	9.031	(0.902)	35764	2.47340	0.4947
72	n-Propylbenzene	120	9.126	9.126	(0.911)	35119	2.26060	0.4521
73	2-Chlorotoluene	126	9.221	9.221	(0.921)	33572	2.47918	0.4958
74	1,3,5-Trimethylbenzene	105	9.292	9.292	(0.928)	98724	2.12385	0.4248
75	4-Chlorotoluene	126	9.327	9.327	(0.931)	35230	2.54844	0.5097

76 tert-Butylbenzene	119	9.623	9.623 (0.961)	87376	2.17968	0.4359
77 1,2,4-Trimethylbenzene	105	9.670	9.658 (0.966)	103952	2.19244	0.4385

Data File: \\cansvr11\dd\chem\MSV\a3ux11.i\dummy.b\UXJ9347.D
Report Date: 07-Feb-2008 08:12

	Compounds	QUANT SIG MASS	RT	EXP RT	REL RT	RESPONSE	CONCENTRATIONS ON-COLUMN (ng)	CONCENTRATIONS FINAL (ug/L)
78	sec-Butylbenzene	105	9.836	9.836	(0.982)	116222	2.06352	0.4127
79	4-Isopropyltoluene	119	9.978	9.978	(0.996)	97124	2.04846	0.4097
80	1,3-Dichlorobenzene	146	9.954	9.954	(0.994)	65424	2.45878	0.4918
81	1,4-Dichlorobenzene	146	10.037	10.037	(1.002)	72966	2.62047	0.5241
82	n-Butylbenzene	91	10.380	10.380	(1.037)	84590	2.12333	0.4247
83	1,2-Dichlorobenzene	146	10.404	10.404	(1.039)	63982	2.49546	0.4991
84	1,2-Dibromo-3-chloropropane	157	11.185	11.185	(1.117)	5071	1.96025	0.3920
85	1,2,4-Trichlorobenzene	180	12.013	12.013	(1.200)	38171	2.23840	0.4477
86	Hexachlorobutadiene	225	12.179	12.179	(1.216)	17035	2.40482	0.4810
87	Naphthalene	128	12.250	12.262	(1.223)	77695	1.88361	0.3767
88	1,2,3-Trichlorobenzene	180	12.498	12.498	(1.248)	33813	2.29415	0.4588
98	Cyclohexane	56	4.641	4.641	(0.907)	48791	2.55683	0.5114(a)
143	Methyl Acetate	43	3.044	3.032	(0.595)	53159	5.61268	1.122
144	Methylcyclohexane	83	5.588	5.588	(1.093)	41151	2.38267	0.4765(a)
141	1,3,5-Trichlorobenzene	180	11.386	11.398	(1.137)	44426	2.53825	0.5076
150	Vinyl Acetate-86	86	3.718	3.718	(0.727)	4864	2.26815	0.4536(a)

QC Flag Legend

a - Target compound detected but, quantitated amount
Below Limit Of Quantitation(BLOQ).
R - Spike/Surrogate failed recovery limits.

Data File: \\cansvr11\dd\chem\MSV\a3ux11.i\J80107A.b\UXJ8941.D
Report Date: 07-Jan-2008 12:28

TestAmerica North Canton

VOLATILE REPORT SW-846 Method

Data file : \\cansvr11\dd\chem\MSV\a3ux11.i\J80107A.b\UXJ8941.D
Lab Smp Id: QCMDL
Inj Date : 07-JAN-2008 12:12
Operator : 43582 Inst ID: a3ux11.i
Smp Info : QCMDL
Misc Info : J80107A,8260LLUX11,,43582,3
Comment :
Method : \\cansvr11\dd\chem\MSV\a3ux11.i\J80107A.b\8260LLUX11.m
Meth Date : 07-Jan-2008 12:13 evansl Quant Type: ISTD
Cal Date : 17-SEP-2007 16:56 Cal File: UXJ5744.D
Als bottle: 6 QC Sample: METHSPIKE
Dil Factor: 1.00000
Integrator: HP RTE Compound Sublist: 4-8260+IX.sub
Target Version: 4.14
Processing Host: CANSVR11

Concentration Formula: Amt * DF * 1/Vo * CpndVariable

Name	Value	Description
DF	1.000	Dilution Factor
Vo	5.000	Sample volume
Va	100.000	Injection Volume
Cpnd Variable		Local Compound Variable

	Compounds	QUANT SIG MASS	RT	EXP RT	REL RT	RESPONSE	CONCENTRATIONS ON-COLUMN (ng)	FINAL (ug/L)
* 1	Fluorobenzene	96	5.185	5.186	(1.000)	1623551	50.0000	
* 2	Chlorobenzene-d5	117	7.848	7.848	(1.000)	1352801	50.0000	
* 3	1,4-Dichlorobenzene-d4	152	10.084	10.084	(1.000)	762467	50.0000	
$ 4	Dibromofluoromethane	113	4.617	4.618	(0.890)	472514	46.2185	9.244
$ 5	1,2-Dichloroethane-d4	65	4.901	4.902	(0.945)	642973	41.6560	8.331
$ 6	Toluene-d8	98	6.534	6.534	(0.833)	1924004	48.2559	9.651
$ 7	Bromofluorobenzene	95	8.960	8.948	(1.142)	832941	46.4365	9.287
8	Dichlorodifluoromethane	85	1.541	1.541	(0.297)	35439	2.84967	0.5699
9	Chloromethane	50	1.683	1.683	(0.325)	70354	3.38345	0.6767
10	Vinyl Chloride	62	1.778	1.789	(0.343)	50591	2.73604	0.5472
11	Bromomethane	94	2.073	2.073	(0.400)	35198	4.43595	0.8872
12	Chloroethane	64	2.168	2.168	(0.418)	34209	3.09793	0.6196
13	Trichlorofluoromethane	101	2.381	2.381	(0.459)	35098	2.11596	0.4232
15	Acrolein	56	Compound Not Detected.					
16	Acetone	43	Compound Not Detected.					
17	1,1-Dichloroethene	96	2.819	2.807	(0.544)	49681	3.68249	0.7365(R)
18	Freon-113	151	2.807	2.819	(0.541)	32983	3.85420	0.7708
19	Iodomethane	142	2.949	2.949	(0.569)	56992	3.36347	0.6727
20	Carbon Disulfide	76	3.008	3.008	(0.580)	111518	3.02183	0.6044
21	Methylene Chloride	84	3.198	3.209	(0.617)	61777	1.43405	0.2868

22 Acetonitrile	41	3.056	3.067 (0.589)	78325	39.5952	7.919
23 Acrylonitrile	53	3.387	3.387 (0.653)	33721	6.90976	1.382

Data File: \\cansvr11\dd\chem\MSV\a3ux11.i\J80107A.b\UXJ8941.D
Report Date: 07-Jan-2008 12:28

	Compounds	QUANT SIG MASS	RT	EXP RT	REL RT	RESPONSE	CONCENTRATIONS ON-COLUMN (ng)	CONCENTRATIONS FINAL (ug/L)
	24 Methyl tert-butyl ether	73	3.422	3.422	(0.660)	93434	3.01680	0.6034
	25 trans-1,2-Dichloroethene	96	3.422	3.422	(0.660)	36577	3.16760	0.6335
	26 Hexane	86	3.635	3.635	(0.701)	9034	3.25135	0.6503
	27 Vinyl acetate	43	3.789	3.789	(0.731)	55142	2.40935	0.4819
	28 1,1-Dichloroethane	63	3.766	3.766	(0.726)	63270	2.81741	0.5635
	29 tert-Butyl Alcohol	59	3.280	3.269	(0.633)	56606	68.8886	13.778
	30 2-Butanone	43	Compound Not Detected.					
M	31 1,2-Dichloroethene (total)	96				70366	5.92608	1.185
	32 cis-1,2-dichloroethene	96	4.239	4.239	(0.817)	33789	2.75848	0.5517
	33 2,2-Dichloropropane	77	4.239	4.239	(0.817)	29704	3.27146	0.6543
	34 Bromochloromethane	128	4.428	4.428	(0.854)	15801	2.67176	0.5344
	35 Chloroform	83	4.487	4.487	(0.865)	59257	2.73421	0.5468
	36 Tetrahydrofuran	42	Compound Not Detected.					
	37 1,1,1-Trichloroethane	97	4.653	4.653	(0.897)	36648	2.63247	0.5265
	38 1,1-Dichloropropene	75	4.783	4.783	(0.922)	45635	2.74939	0.5499
	39 Carbon Tetrachloride	117	4.795	4.795	(0.925)	30380	2.61136	0.5223
	40 1,2-Dichloroethane	62	4.972	4.973	(0.959)	47123	2.53719	0.5074
	41 Benzene	78	4.961	4.961	(0.957)	198298	3.69348	0.7387(R)
	42 Trichloroethene	130	5.493	5.493	(1.059)	34684	2.79953	0.5599(R)
	43 1,2-Dichloropropane	63	5.682	5.683	(1.096)	36201	2.54831	0.5097
	44 1,4-Dioxane	88	5.801	5.789	(1.119)	9205	81.2257	16.245
	45 Dibromomethane	93	5.777	5.789	(1.114)	19338	2.56343	0.5127
	46 Bromodichloromethane	83	5.907	5.907	(1.139)	35844	2.30785	0.4616
	47 2-Chloroethyl vinyl ether	63	6.156	6.156	(1.187)	24228	3.07782	0.6156
	48 cis-1,3-Dichloropropene	75	6.298	6.298	(1.214)	39859	2.08655	0.4173
	49 4-Methyl-2-pentanone	43	6.416	6.416	(1.237)	48167	3.85624	0.7712
	50 Toluene	91	6.594	6.594	(0.840)	152206	3.00048	0.6001(R)
	51 trans-1,3-Dichloropropene	75	6.771	6.771	(0.863)	37431	2.37597	0.4752
	52 Ethyl Methacrylate	69	6.842	6.842	(0.872)	30606	2.12557	0.4251
	53 1,1,2-Trichloroethane	97	6.949	6.949	(0.885)	34231	3.10143	0.6203
	54 1,3-Dichloropropane	76	7.102	7.102	(0.905)	54919	2.64148	0.5283
	55 Tetrachloroethene	164	7.091	7.091	(0.904)	30978	3.09447	0.6189
	56 2-Hexanone	43	7.162	7.162	(0.913)	34709	4.29804	0.8596
	57 Dibromochloromethane	129	7.315	7.304	(0.932)	19181	1.93043	0.3861
	58 1,2-Dibromoethane	107	7.422	7.422	(0.946)	28052	2.58427	0.5168
	59 Chlorobenzene	112	7.872	7.872	(1.003)	100234	2.70135	0.5403(R)
	60 1,1,1,2-Tetrachloroethane	131	7.943	7.943	(1.012)	30656	2.66792	0.5336
	61 Ethylbenzene	106	7.966	7.966	(1.015)	43018	2.24785	0.4496
	62 m + p-Xylene	106	8.073	8.073	(1.029)	101921	4.09557	0.8191
M	63 Xylenes (total)	106				147912	6.07405	1.215
	64 Xylene-o	106	8.451	8.451	(1.077)	45991	1.97847	0.3957
	65 Styrene	104	8.463	8.463	(1.078)	75888	1.85343	0.3707
	66 Bromoform	173	8.653	8.653	(1.103)	13671	2.31691	0.4634
	67 Isopropylbenzene	105	8.806	8.806	(1.122)	106301	1.96501	0.3930
	68 1,1,2,2-Tetrachloroethane	83	9.079	9.079	(0.900)	45675	2.91562	0.5831
	69 1,4-Dichloro-2-butene	53	Compound Not Detected.					
	70 1,2,3-Trichloropropane	110	9.126	9.138	(0.905)	13648	3.05142	0.6103
	71 Bromobenzene	156	Compound Not Detected.					
	72 n-Propylbenzene	120	9.197	9.197	(0.912)	37545	2.23877	0.4478
	73 2-Chlorotoluene	126	9.291	9.292	(0.921)	34721	2.28243	0.4565
	74 1,3,5-Trimethylbenzene	105	9.374	9.374	(0.930)	100795	1.90480	0.3810
	75 4-Chlorotoluene	126	9.398	9.398	(0.932)	34392	2.17258	0.4345

76	tert-Butylbenzene	119	9.694	9.694 (0.961)	85457	1.93780	0.3876
77	1,2,4-Trimethylbenzene	105	9.741	9.741 (0.966)	103870	1.88441	0.3769

Data File: \\cansvr11\dd\chem\MSV\a3ux11.i\J80107A.b\UXJ8941.D
Report Date: 07-Jan-2008 12:28

	Compounds	QUANT SIG MASS	RT	EXP RT	REL RT	RESPONSE	CONCENTRATIONS ON-COLUMN (ng)	FINAL (ug/L)
78	sec-Butylbenzene	105	9.907	9.907	(0.982)	131536	2.03441	0.4069
79	4-Isopropyltoluene	119	10.049	10.049	(0.996)	94202	1.78616	0.3572
80	1,3-Dichlorobenzene	146	10.025	10.025	(0.994)	82418	2.65130	0.5303
81	1,4-Dichlorobenzene	146	10.108	10.108	(1.002)	90581	2.75413	0.5508
82	n-Butylbenzene	91	10.451	10.451	(1.036)	102565	2.17187	0.4344
83	1,2-Dichlorobenzene	146	10.487	10.487	(1.040)	80486	2.66056	0.5321
84	1,2-Dibromo-3-chloropropane	157	11.256	11.256	(1.116)	5116	2.37434	0.4749
85	1,2,4-Trichlorobenzene	180	12.084	12.084	(1.198)	49084	2.67064	0.5341
86	Hexachlorobutadiene	225	12.262	12.250	(1.216)	23721	3.10241	0.6205
87	Naphthalene	128	12.333	12.333	(1.223)	74730	1.89193	0.3784
88	1,2,3-Trichlorobenzene	180	12.581	12.581	(1.248)	41838	2.54262	0.5085
14	Dichlorofluoromethane	67	Compound Not Detected.					
89	Ethyl Ether	59	Compound Not Detected.					
91	3-Chloropropene	76	3.008	3.091	(0.580)	111518	17.5569	3.511
92	Isopropyl Ether	87	Compound Not Detected.					
93	2-Chloro-1,3-butadiene	53	Compound Not Detected.					
94	Propionitrile	54	Compound Not Detected.					
95	Ethyl Acetate	43	4.239	4.286	(0.817)	35045	3.10407	0.6208
96	Methacrylonitrile	41	Compound Not Detected.					
97	Isobutanol	41	4.712	4.842	(0.600)	41466	74.5319	14.906
99	n-Butanol	56	Compound Not Detected.					
100	Methyl Methacrylate	41	5.671	5.754	(1.094)	52655	4.45396	0.8908
101	2-Nitropropane	41	Compound Not Detected.					
98	Cyclohexane	56	4.712	4.712	(0.909)	69896	2.76192	0.5524
103	Cyclohexanone	55	8.901	8.901	(0.883)	1266	2.92326	0.5846
143	Methyl Acetate	43	3.103	3.103	(0.598)	40455	3.70374	0.7407
144	Methylcyclohexane	83	5.659	5.671	(1.091)	51636	2.53271	0.5065
141	1,3,5-Trichlorobenzene	180	11.469	11.469	(1.137)	54572	2.61248	0.5225
150	Vinyl Acetate-86	86	3.789	3.789	(0.731)	5744	3.03276	0.6066(a)
146	2-Methylnaphthalene	142	13.634	13.634	(1.352)	1053	0.04439	0.008878
155	t-Butyl ethyl ether	59	Compound Not Detected.					
156	t-Amyl methyl ether	73	5.185	5.044	(1.000)	21946	1.52704	0.3054(a)
157	1,2,3-Trimethylbenzene	105	10.155	10.155	(1.007)	1508	2.96812	0.5936(a)

QC Flag Legend

a - Target compound detected but, quantitated amount
Below Limit Of Quantitation(BLOQ).
R - Spike/Surrogate failed recovery limits.

Data File: \\cansvr11\dd\chem\MSV\a3ux11.i\J80206A.b\UXJ9327.D
Report Date: 06-Feb-2008 09:44

TestAmerica North Canton

CONTINUING CALIBRATION COMPOUNDS

Instrument ID: a3ux11.i Injection Date: 06-FEB-2008 09:00
Lab File ID: UXJ9327.D Init. Cal. Date(s): 04-APR-2007 01-FEB-2008
Analysis Type: WATER Init. Cal. Times: 11:08 12:35
Lab Sample ID: 50NG-CC Quant Type: ISTD
Method: \\cansvr11\dd\chem\MSV\a3ux11.i\J80206A.b\8260LLUX11.m

COMPOUND	RRF / AMOUNT	RF50	CCAL RRF50	MIN RRF	%D / %DRIFT	MAX %D / %DRIFT	CURVE TYPE	
$ 4 Dibromofluoromethane	0.28506	0.26263	0.26263	0.010	7.86655	50.00000	Averaged	
$ 5 1,2-Dichloroethane-d4	0.34711	0.31868	0.31868	0.010	8.19011	50.00000	Averaged	
$ 6 Toluene-d8	1.59168	1.41896	1.41896	0.010	10.85132	50.00000	Averaged	
$ 7 Bromofluorobenzene	0.62183	0.58544	0.58544	0.010	5.85149	50.00000	Averaged	
8 Dichlorodifluoromethane	0.28469	0.29715	0.29715	0.010	-4.37541	50.00000	Averaged	
9 Chloromethane	0.42284	0.40716	0.40716	0.100	3.70830	50.00000	Averaged	
10 Vinyl Chloride	0.44047	0.41199	0.41199	0.010	6.46616	20.00000	Averaged	
11 Bromomethane	0.20765	0.22461	0.22461	0.010	-8.16565	50.00000	Averaged	
12 Chloroethane	0.24266	0.26303	0.26303	0.010	-8.39528	50.00000	Averaged	
13 Trichlorofluoromethane	0.30761	0.38556	0.38556	0.010	-25.34331	50.00000	Averaged	
15 Acrolein	0.05221	0.05396	0.05396	0.010	-3.35849	50.00000	Averaged	
16 Acetone	100	118	0.09050	0.010	-18.03535	0.000e+000	Wt Linear	
17 1,1-Dichloroethene	0.40652	0.37114	0.37114	0.010	8.70462	20.00000	Averaged	
18 Freon-113	0.27642	0.24253	0.24253	0.010	12.26217	50.00000	Averaged	
19 Iodomethane	0.59164	0.55501	0.55501	0.010	6.19074	50.00000	Averaged	
20 Carbon Disulfide	1.07011	0.94063	0.94063	0.010	12.10017	50.00000	Averaged	
21 Methylene Chloride	50.00000	45.24224	0.40405	0.010	9.51553	0.000e+000	Wt Linear	
22 Acetonitrile	500	501	0.04157	0.010	-0.18383	0.000e+000	Wt Linear	
23 Acrylonitrile	100	102	0.11766	0.010	-2.16426	0.000e+000	Wt Linear	
24 Methyl tert-butyl ether	0.90043	0.81312	0.81312	0.010	9.69651	50.00000	Averaged	
25 trans-1,2-Dichloroethene	0.38153	0.32286	0.32286	0.010	15.37761	50.00000	Averaged	
26 Hexane	0.08770	0.07006	0.07006	0.010	20.10576	20.00000	Averaged	<-
27 Vinyl acetate	0.65547	0.63697	0.63697	0.010	2.82204	50.00000	Averaged	
28 1,1-Dichloroethane	0.59105	0.52205	0.52205	0.100	11.67430	50.00000	Averaged	
29 tert-Butyl Alcohol	0.02262	0.02075	0.02075	0.010	8.29510	50.00000	Averaged	
30 2-Butanone	100	107	0.13937	0.010	-7.04899	0.000e+000	Wt Linear	
M 31 1,2-Dichloroethene (total)	0.38719	0.32473	0.32473	0.010	16.13077	50.00000	Averaged	
32 cis-1,2-dichloroethene	0.39284	0.32660	0.32660	0.010	16.86214	50.00000	Averaged	
33 2,2-Dichloropropane	0.28792	0.21857	0.21857	0.010	24.08859	50.00000	Averaged	
34 Bromochloromethane	0.18967	0.16410	0.16410	0.010	13.47945	50.00000	Averaged	
35 Chloroform	0.57797	0.50064	0.50064	0.010	13.37906	20.00000	Averaged	
36 Tetrahydrofuran	50.00000	46.05906	0.08462	0.010	7.88187	0.000e+000	Wt Linear	
37 1,1,1-Trichloroethane	0.39506	0.31704	0.31704	0.010	19.74918	50.00000	Averaged	
38 1,1-Dichloropropene	0.47232	0.39730	0.39730	0.010	15.88279	50.00000	Averaged	
39 Carbon Tetrachloride	0.35681	0.32561	0.32561	0.010	8.74410	50.00000	Averaged	
40 1,2-Dichloroethane	0.42754	0.38680	0.38680	0.010	9.52957	50.00000	Averaged	
41 Benzene	1.63236	1.32282	1.32282	0.010	18.96273	50.00000	Averaged	
42 Trichloroethene	0.40874	0.34124	0.34124	0.010	16.51280	50.00000	Averaged	
43 1,2-Dichloropropane	0.40405	0.34670	0.34670	0.010	14.19325	20.00000	Averaged	
44 1,4-Dioxane	0.00345	0.00333	0.00333	0.010	3.58726	50.00000	Averaged	<-
45 Dibromomethane	0.21915	0.19175	0.19175	0.010	12.50133	50.00000	Averaged	
46 Bromodichloromethane	0.46731	0.40325	0.40325	0.010	13.70971	50.00000	Averaged	
47 2-Chloroethyl vinyl ether	0.26144	0.24723	0.24723	0.010	5.43505	50.00000	Averaged	

Data File: \\cansvr11\dd\chem\MSV\a3ux11.i\J80206A.b\UXJ9327.D
Report Date: 06-Feb-2008 09:44

TestAmerica North Canton

CONTINUING CALIBRATION COMPOUNDS

Instrument ID: a3ux11.i Injection Date: 06-FEB-2008 09:00
Lab File ID: UXJ9327.D Init. Cal. Date(s): 04-APR-2007 01-FEB-2008
Analysis Type: WATER Init. Cal. Times: 11:08 12:35
Lab Sample ID: 50NG-CC Quant Type: ISTD
Method: \\cansvr11\dd\chem\MSV\a3ux11.i\J80206A.b\8260LLUX11.m

			CCAL	MIN		MAX	
COMPOUND	RRF / AMOUNT	RF50	RRF50	RRF	%D / %DRIFT	%D / %DRIFT	CURVE TYPE
48 cis-1,3-Dichloropropene	0.69027	0.56539	0.56539	0.010	18.09226	50.00000	Averaged
49 4-Methyl-2-pentanone	0.34014	0.32695	0.32695	0.010	3.87773	50.00000	Averaged
50 Toluene	2.06961	1.66949	1.66949	0.010	19.33312	20.00000	Averaged
51 trans-1,3-Dichloropropene	0.70741	0.54186	0.54186	0.010	23.40313	50.00000	Averaged
52 Ethyl Methacrylate	0.62854	0.50673	0.50673	0.010	19.37999	50.00000	Averaged
53 1,1,2-Trichloroethane	0.42542	0.34861	0.34861	0.010	18.05680	50.00000	Averaged
54 1,3-Dichloropropane	0.76990	0.65065	0.65065	0.010	15.48951	50.00000	Averaged
55 Tetrachloroethene	0.40995	0.33204	0.33204	0.010	19.00489	50.00000	Averaged
56 2-Hexanone	0.26269	0.23941	0.23941	0.010	8.86155	50.00000	Averaged
57 Dibromochloromethane	0.43974	0.35814	0.35814	0.010	18.55593	50.00000	Averaged
58 1,2-Dibromoethane	0.42678	0.34758	0.34758	0.010	18.55656	50.00000	Averaged
59 Chlorobenzene	1.42629	1.20263	1.20263	0.300	15.68122	50.00000	Averaged
60 1,1,1,2-Tetrachloroethane	0.46938	0.38684	0.38684	0.010	17.58475	50.00000	Averaged
61 Ethylbenzene	0.78362	0.63004	0.63004	0.010	19.59836	20.00000	Averaged
62 m + p-Xylene	0.98352	0.80236	0.80236	0.010	18.41956	50.00000	Averaged
M 63 Xylenes (total)	0.96847	0.78964	0.78964	0.010	18.46528	50.00000	Averaged
64 Xylene-o	0.93837	0.76420	0.76420	0.010	18.56101	50.00000	Averaged
65 Styrene	1.63620	1.32197	1.32197	0.010	19.20480	50.00000	Averaged
66 Bromoform	0.28991	0.22691	0.22691	0.100	21.73091	50.00000	Averaged
67 Isopropylbenzene	1.99275	1.72077	1.72077	0.010	13.64864	50.00000	Averaged
68 1,1,2,2-Tetrachloroethane	0.97926	0.79293	0.79293	0.300	19.02740	50.00000	Averaged
69 1,4-Dichloro-2-butene	0.23197	0.20698	0.20698	0.010	10.77320	50.00000	Averaged
70 1,2,3-Trichloropropane	0.28606	0.23718	0.23718	0.010	17.08704	50.00000	Averaged
71 Bromobenzene	1.12041	0.96802	0.96802	0.010	13.60159	50.00000	Averaged
72 n-Propylbenzene	1.20377	1.00212	1.00212	0.010	16.75182	50.00000	Averaged
73 2-Chlorotoluene	1.04929	0.88208	0.88208	0.010	15.93562	50.00000	Averaged
74 1,3,5-Trimethylbenzene	3.60183	2.93316	2.93316	0.010	18.56473	50.00000	Averaged
75 4-Chlorotoluene	1.07118	0.90342	0.90342	0.010	15.66156	50.00000	Averaged
76 tert-Butylbenzene	3.10617	2.52606	2.52606	0.010	18.67588	50.00000	Averaged
77 1,2,4-Trimethylbenzene	3.67392	2.97871	2.97871	0.010	18.92288	50.00000	Averaged
78 sec-Butylbenzene	4.36420	3.46248	3.46248	0.010	20.66188	50.00000	Averaged
79 4-Isopropyltoluene	3.67387	2.93916	2.93916	0.010	19.99827	50.00000	Averaged
80 1,3-Dichlorobenzene	2.06177	1.73915	1.73915	0.010	15.64807	50.00000	Averaged
81 1,4-Dichlorobenzene	2.15758	1.84026	1.84026	0.010	14.70728	50.00000	Averaged
82 n-Butylbenzene	3.08693	2.41020	2.41020	0.010	21.92244	50.00000	Averaged
83 1,2-Dichlorobenzene	1.98670	1.65695	1.65695	0.010	16.59790	50.00000	Averaged
84 1,2-Dibromo-3-chloropropane	0.20045	0.13900	0.13900	0.010	30.65537	50.00000	Averaged
85 1,2,4-Trichlorobenzene	1.32136	1.03680	1.03680	0.010	21.53510	50.00000	Averaged
86 Hexachlorobutadiene	0.54889	0.43055	0.43055	0.010	21.55956	50.00000	Averaged
87 Naphthalene	3.19615	2.31190	2.31190	0.010	27.66607	50.00000	Averaged
88 1,2,3-Trichlorobenzene	1.14206	0.88833	0.88833	0.010	22.21692	50.00000	Averaged
98 Cyclohexane	0.71265	0.60597	0.60597	0.010	14.96953	50.00000	Averaged
143 Methyl Acetate	100	85.33955	0.21250	0.010	14.66045	0.000e+000	Quadratic

QC Outlier Report: Trip Blank

Lab Reporting Batch : A8A310224
Lab ID: STLCAN
Method/Preparation Batch : 8038102 / 8038102
Analysis Date : 02/06/2008
Client Sample ID : FWGTEAM1-TRIP
Preparation Date : 02/06/2008
Lab Sample ID : A8A310224017
Preparation Type : 5030B

Analysis Method : 8260B

4-Methyl-2-pentanone	Result	Reporting Limit	Units	Lab Qual	Comments
Trip Blank Result:	0.36	10	ug/L	J	

4-Methyl-2-pentanone contamination found in the trip blank did not qualify any samples.

Acetone	Result	Reporting Limit	Units	Lab Qual	Comments
Trip Blank Result:	6.2	10	ug/L	J	Common Contaminant

Acetone contamination found in the trip blank did not qualify any samples.

Acetone	Result	Reporting Limit	Units	Lab Qual	Comments
Trip Blank Result:	6.5	10	ug/L	J	Common Contaminant

Acetone contamination found in the trip blank did not qualify any samples.

Acetone	Result	Reporting Limit	Units	Lab Qual	Comments
Trip Blank Result:	7.8	10	ug/L	J	Common Contaminant

Acetone contamination found in the trip blank did not qualify any samples.

GCMS SEMIVOLATILE DATA

Ravenna, OH Data Review Checklist

Project Number: 030240.0006.05
Sample Event: January 2008
Data Reviewer/Date: Angye Dragotta/ March 12, 2008

SDG: A8A310224 R0
Analysis: SW846 8270C (including PAH's)

Review Questions:	Yes	No	N/A	Comments	Qual/Criteria
1. Did Chain-of-Custody information agree with laboratory report?	✓			COC#: 336184,336178,117213	
2. Were samples preserved properly and received in good condition?	✓			Sample coolers were received between 1.1 and 4.8°C. Upon receipt, it was documented by the laboratory, that the samples were not frozen and received in good condition. No qualifications were made to sample results based on temperatures less than 2°C.	QAPP Table 4-2
3. Were samples extracted using the correct preparation, clean-up methods?	✓				QAPP Table 4-2
4. Were samples extracted within required holding times (7 days - water)?		✓		Samples collected 1/30/08 and 1/31/08. Samples were extracted on 2/3/08, 2/12/08 and 2/14/08. Due to LCS outliers for benzoic acid, hexachlorocyclopentadiene and 3,3'-dichlorobenzidine, the samples were reextracted outside seven day hold time but less than 2x hold time. Only 3,3'-dichlorobenzidine was reported from the second extraction and results were flagged as estimated, "J/UJ". In addition, due to surrogate failures, the samples were extracted a third time. The results from the third extraction were also flagged as estimated, "J/UJ".	QAPP Table 4-2 J/UJ/R
5. Were samples analyzed within required holding times (40 days after extraction)?	✓			Samples analyzed on 2/6/08, 2/7/08, and 2/18/08.	QAPP Table 4-2 J/UJ/R
6. Were sample storage requirements met?	✓				QAPP Table 4-2
7. Were QAPP specified PQLs achieved?	✓				QAPP Table 3-4 and 3-6
8. Were all QAPP-specified target analytes reported?	✓				QAPP Table 3-4 and 3-6
9. Was the GC/MS system tuned with decafluorotriphenylphosphine (DFTPP)?	✓				LCG Table 2
10. Were the criteria met during each 12 hour shift?	✓			1/31/08@1314, 2/6/08@0840, 2/7/08@0846, 2/15/08@1537, 2/18/08@1014	LCG Table 2
11. Did the initial calibration curve consist of 5 concentration levels, with the low standard near but above the MDL?	✓			Instrument A4HP7 ICAL 1/31/08@1454 Instrument A4HP7 ICAL 2/15/08@1556 stds = 0.05, 0.25, 0.50, 1.0, 2.5, 5.0, 7.5, 10.0, 12.5 ng on column	LCG Table 2 R
12. Did the Calibration Check Compounds (CCCs) (see Table 1 below) relative standard deviation (%RSD) ≤ 30%?	✓				LCG Table 2 R

Project Number: 030240.0006.05
Sample Event: January 2008
Data Reviewer/Date: Angye Dragotta/ March 12, 2008

SDG: A8A310224 R0
Analysis: SW846 8270C (including PAH's)

Review Questions:	Yes	No	N/A	Comments	Qual/Criteria
13. Were the minimum response factors (RFs) for the System Performance Check Compounds (SPCCs) (see Table 2 below) met?	✓				LCG Table 2 R
14. Was each target analyte <15 % RSD, or was the average RSD <15%?	✓			ICAL1/31/08@1454 all <15%RSD-Average fit. 4-chloroaniline had manual integrations for all curve levels. Per LCG, "manual integration is NOT acceptable for initial calibrations, except for the low level calibration concentrations (1st and 2nd point of the curve.)" ICAL2/15/08@1556 Benzoic acid, 2,4-Dinitrophenol, 4,4-dinitro-2-methyphenol, and pentachlorophenol used quadratic fits. Ideno (1,2,3-cd)pyrene had manual integrations for curve level L9. Per LCG, "manual integration is NOT acceptable for initial calibrations, except for the low level calibration concentrations (1st and 2nd point of the curve.)" No qualifications made. were made based on manually integrated calibration points, as LCG does not provide any specific guidance for flagging.	LCG Table 2 15% <RSD< 30% = J/UJ
15. If a different calibration option was used, was the correlation coefficient (r^2) or coefficient of determination (COD) (r) ≥0.99?	✓			All ≥0.99, no qualifications made.	LCG Table 2 r<0.99=-J/R
16. Was a MDL Level Verification performed once per quarter with all target analytes detected?	✓				LCG Table 2 R
17. Was a MRL Level Verification run at the beginning and end of the sequence or every 12 hours?	✓			2/6/08@1002,1738; 2/7/08@0945, 1856; 2/18/08@1136, 2028	LCG Table 2
18. Were the QC/MRL recoveries 70-130%?		✓		2/6/08@1002- Hexachlorocyclopentadiene recovered at 64.97%, below control limits of 70-130%. LCG requires sample data for hexachlorocyclopentadiene be flagged as estimated, "J/UJ" based on MRL outlier. However, no additional qualifications were made based on MRL outlier as hexachlorocyclopentadiene results were flagged unusable, "R", based on LCS outliers. The closing MRL on 2/6/08 was within control limits of 70-130% for all analytes. 2/18/08@2028, the MRL was below control limits of 70-130% at 68.51 for 2,4-Dinitrophenol. No qualifications made as samples were being evaluated only for 3,3'-Dichlorobenzene.	LCG Table 2 >130%=J; 50-70%=J/UJ; <50%=J/R

Project Number: 030240.0006.05
Sample Event: January 2008
Data Reviewer/Date: Angye Dragotta/ March 12, 2008

SDG: A8A310224 R0
Analysis: SW846 8270C (including PAH's)

Review Questions:	Yes	No	N/A	Comments	Qual/Criteria
19. Was a second source (ICV) verification analyzed after the ICAL? Were results 70-130%?	✓			1/31/08 @ 1632, 2/15/08@1856	LCG Table 2 >130%=J; 50-70%=J/UJ; <50%=J/R
20. Was a CCV analyzed every 12 hours?	✓			2/6/08@0922, 2/7/08@0906, 2/18/08 @1054	LCG Table 2
21. Was the percent difference (% D) for the CCCs ≤ 20%? (see Table 1) (% drift if regression fit model used)	✓				LCG Table 2
22. Were the minimum RFs for the SPCCs met? (see Table 2)	✓				LCG Table 2
23. Was the %Difference or %Drift ≤20% for all target analytes? OR was the average %D ≤20% with no individual analyte ≥30%D?		✓		2/6/08@0922- Hexachlorocyclopentadiene %D=31.34%. LCG requires sample data for hexachlorocyclopentadiene be flagged as estimated, "J/UJ" based on CCV outlier. However, no additional qualifications were made based on CCV outlier as hexachlorocyclopentadiene results were flagged unusable, "R", based on LCS outlier.	LCG Table 2 Avg D>20% and D>30% =R; Avg %D<20% and D>30% =J D>30% (neg) = J/R D>30% (pos) = J
24. Were the internal standards added to every sample?	✓				LCG Table 2
25. Were the retention times for all IS compounds within ±30 seconds from the RT of the mid-point ICAL std?	✓				LCG Table 2 R
26. Did the areas of all IS compounds vary by no more than -50% to +100% from the ICAL EICP area?	✓				LCG Table 2 R
27. Was a method blank prepared and analyzed with each batch?	✓				LCG Table 2
28. Were all target analytes in the method blank <1/2 the MRL?	✓				LCG Table 2 <5/10x blank = B
29. Was a field blank collected and analyzed?	✓			FWGEQUIPRinse4-0612-GW	
30. Were all target analytes in the field blank analysis <1/2 the MRL?	✓				<5/10x blank = B

Ravenna, OH Data Review Checklist

Project Number: 030240.0006.05
Sample Event: January 2008
Data Reviewer/Date: Angye Dragotta/ March 12, 2008

SDG: A8A310224 R0
Analysis: SW846 8270C (including PAH's)

Review Questions:	Yes	No	N/A	Comments	Qual/Criteria
31. Was a field duplicate analyzed?	✓			FWGLL3mw-DUP3-0604-GW was a field duplicate for FWGLL12mw-107C-0588-GW.	
32. Were the field duplicate RPDs ≤30%?		✓		Di-n-butly phthalate and di-n-octyl phthalate RPDs were 200%. Bis(2-ethylhexyl)phthalate RPD was 195%. The detected results were qualified estimated "J".	QAPP Table 3-2 RPD >30=J
33. Was an LCS prepared and analyzed with each batch?	✓				LCG Table 2
34. Were the LCS recoveries within limits specified in LCG Appendix C?		✓		Benzoic acid recovered at 28% (30-136%) and hexachlorocyclopentadiene recovered at 17% (30-115%). Benzoic acid and hexachlorocyclopentadiene results were qualified non-usable "R".	LCG Appendix C >UL=J; 30%-LL=J/UJ; <30%=J/R
35. Was a MS/MSD pair prepared with each batch?		✓		Only an MS was analyzed for the extraction batch from 2/3/08. A sample bottle was dropped and broke in the laboratory resulting in inadequate sample to analyze a matrix spike duplicate.	LCG Table 2
36. Was the MS/MSD parent sample a Ravenna sample?	✓			A matrix spike was performed on parent sample FWGLL12mw-088c-0587-GW.	
37. Were MS/MSD recoveries 45-135% and RPD value ≤30%?		✓		Hexachlorocyclopentadiene recovered below control limits in the MS at 13%. No additional qualifications were made to the sample results based on the MS/MSD outliers hexachlorocyclopentadiene was previously determined unusable due to an LCS outlier. 3,3-Dichlorobenzidine recovered below LCG control limits of 45-135% at 24% in the MS and 32% in MSD. Sample results for 3,3-Dichlorobenzidine flagged as estimated, "J/UJ".	LCG Table 2 Pj
38. Were surrogate recoveries within 50-150%?		✓		Batch 8045266-Samples FWGLL12mw-184c-0592-GW, FWGEQUIPRINSE4-0612-GW, FWGLL12mw-DUP3-0603-GW, FWGLL12mw-235c-0578-GW, FWGLL12mw-088c-0587-GW, the LCS and the MB had surrogate 2-fluorophenol recover below control limits (50%). No qualifications were made because LCG (Attachment A "Data Validation Guidelines, Section 2.10) allows one surrogate failure without qualification. Batch 8033088 -Samples FWGLL12mw-235c-0578-GW had surrogate 2-fluorophenol recover below control limits (50%). No qualifications were made because LCG (Attachment A "Data Validation Guidelines, Section 2.10) allows one surrogate failure without qualification. For FWGEQUIPRINSE4-0612-GW, 2-Fluorophenol (35%) and 2,4,6-Tribromophenol(25%) were below LCG control limits of 50-150%. The results for FWGEQUIPRINSE4-0612-GW from batch 8033088 were flagged as estimated, "U/J".	LCG Table 2 >150%=J; 10% -50%=J/UJ; <10%=J/R
39. Were reported sample concentrations within calibration range?	✓				

Ravenna, OH Data Review Checklist

Project Number: 030240.0006.05
Sample Event: January 2008
Data Reviewer/Date: Angye Dragotta/ March 12, 2008

SDG: A8A310224 R0
Analysis: SW846 8270C (including PAH's)

Review Questions:	Yes	No	N/A	Comments	Qual/Criteria
40. Were laboratory-generated Quality Control Exception Reports issued? If yes, summarize contents.		✓			
41. Were lab comments included in report? If yes, summarize contents.	✓			See narrative regarding LCS, MS and surrogate outliers.	

References:

Louisville Chemistry Guidelines (LCG), USACE June 2002 version 5; Section I "Chemical Analysis Criteria" Table 2 and Attachment A "Data Validation Guidelines:

Final Quality Assurance Project Plan (QAPP) Addendum for the Facility-Wide Groundwater Monitoring Program Ravenna Army Ammunition Plant, Ravenna, OH, Portage Environmental September 2004

Additional Comments:

Table 1: CCCs

Base / Neutral Compunds	Acid Compounds
Acenaphthalene	4-Chloro-3-methylphenol
1,4-Dichlorobenzene	2,4-Dichlorophenol
Hexachlorobutadiene	2-Nitrophenol
N-Nitrosodiphehylamine	Phenol
Di-n-octylphthalate	Pentachlorophenol
Fluoroanthene	2,4,6-Trichlorophenol
Benzo(a)pyrene	

(All analytes if CCCs not included in standard)

Table 2: SPCCs

N-Nitroso-di-n-propylamine	0.050
Hexachlorocyclopentadiene	0.050
2,4-Dinitrophenol	0.050
4-Nitrophenol	0.050

Environmental Quality Mgt., Inc.

Client Sample ID: FWGLL12MW184C-0592-GW

GC/MS Semivolatiles

Lot-Sample #...: A8A310224-002 **Work Order #...:** KGDX71AC **Matrix.....:** WG
Date Sampled...: 01/31/08 09:40 **Date Received..:** 01/31/08
Prep Date.....: 02/03/08 **Analysis Date..:** 02/06/08
Prep Batch #...: 8033088
Dilution Factor: 1 **Initial Wgt/Vol:** 1000 mL **Final Wgt/Vol..:** 2 mL
Method.....: SW846 8270C

PARAMETER	RESULT	REPORTING LIMIT	UNITS	MDL
Benzoic acid	ND	10	ug/L	4.4
Benzyl alcohol	ND	5.0	ug/L	0.49
Phenol	ND	1.0	ug/L	0.96
bis(2-Chloroethyl)-ether	ND	1.0	ug/L	0.088
2-Chlorophenol	ND	1.0	ug/L	0.039
1,3-Dichlorobenzene	ND	1.0	ug/L	0.53
1,4-Dichlorobenzene	ND	1.0	ug/L	0.52
1,2-Dichlorobenzene	ND	1.0	ug/L	0.59
2-Methylphenol	ND	1.0	ug/L	0.56
2,2'-oxybis(1-Chloro-propane)	ND	1.0	ug/L	0.52
4-Methylphenol	ND	1.0	ug/L	0.64
N-Nitrosodi-n-propyl-amine	ND	1.0	ug/L	0.53
Hexachloroethane	ND	1.0	ug/L	0.58
Nitrobenzene	ND	1.0	ug/L	0.053
Isophorone	ND	1.0	ug/L	0.50
2-Nitrophenol	ND	2.0	ug/L	1.3
2,4-Dimethylphenol	ND	2.0	ug/L	0.56
bis(2-Chloroethoxy) methane	ND	1.0	ug/L	0.49
2,4-Dichlorophenol	ND	2.0	ug/L	1.1
1,2,4-Trichloro-benzene	ND	1.0	ug/L	0.59
Naphthalene	ND	0.20	ug/L	0.069
4-Chloroaniline	ND	2.0	ug/L	0.56
Hexachlorobutadiene	ND	1.0	ug/L	0.51
4-Chloro-3-methylphenol	ND	2.0	ug/L	0.41
2-Methylnaphthalene	ND	0.20	ug/L	0.061
Hexachlorocyclopenta-diene	ND	10	ug/L	0.74
2,4,6-Trichloro-phenol	ND	5.0	ug/L	1.4
2,4,5-Trichloro-phenol	ND	5.0	ug/L	0.96
2-Chloronaphthalene	ND	1.0	ug/L	0.62
2-Nitroaniline	ND	2.0	ug/L	0.43

(Continued on next page)

Environmental Quality Mgt., Inc.

Client Sample ID: FWGLL12MW184C-0592-GW

GC/MS Semivolatiles

Lot-Sample #...: A8A310224-002 **Work Order #...:** KGDX71AC **Matrix.....:** WG

PARAMETER	RESULT	REPORTING LIMIT	UNITS	MDL
Dimethyl phthalate	ND	1.0	ug/L	0.44
Acenaphthylene	ND	0.20	ug/L	0.054
2,6-Dinitrotoluene	ND	5.0	ug/L	0.47
3-Nitroaniline	ND	2.0	ug/L	0.67
Acenaphthene	ND	0.20	ug/L	0.054
2,4-Dinitrophenol	ND	5.0	ug/L	3.5
4-Nitrophenol	ND	5.0	ug/L	0.63
Dibenzofuran	ND	1.0	ug/L	0.54
2,4-Dinitrotoluene	ND	5.0	ug/L	0.40
Diethyl phthalate	ND	1.0	ug/L	0.63
4-Chlorophenyl phenyl ether	ND	2.0	ug/L	0.55
Fluorene	ND	0.20	ug/L	0.043
4-Nitroaniline	ND	2.0	ug/L	0.47
4,6-Dinitro-2-methylphenol	ND	5.0	ug/L	0.27
N-Nitrosodiphenylamine	ND	1.0	ug/L	0.46
4-Bromophenyl phenyl ether	ND	2.0	ug/L	0.52
Hexachlorobenzene	ND	0.20	ug/L	0.065
Pentachlorophenol	ND	5.0	ug/L	0.48
Phenanthrene	ND	0.20	ug/L	0.087
Anthracene	ND	0.20	ug/L	0.054
Carbazole	ND	1.0	ug/L	0.54
Di-n-butyl phthalate	ND	1.0	ug/L	0.61
Fluoranthene	ND	0.20	ug/L	0.036
Pyrene	ND	0.20	ug/L	0.048
Butyl benzyl phthalate	ND	1.0	ug/L	0.51
Benzo(a)anthracene	ND	0.20	ug/L	0.052
Chrysene	ND	0.20	ug/L	0.048
bis(2-Ethylhexyl) phthalate	ND	10	ug/L	0.88
Di-n-octyl phthalate	ND	1.0	ug/L	0.39
Benzo(b)fluoranthene	ND	0.20	ug/L	0.049
Benzo(k)fluoranthene	ND	0.20	ug/L	0.049
Benzo(a)pyrene	ND	0.20	ug/L	0.048
Indeno(1,2,3-cd)pyrene	ND	0.20	ug/L	0.065
Dibenz(a,h)anthracene	ND	0.20	ug/L	0.039
Benzo(ghi)perylene	ND	0.20	ug/L	0.053

(Continued on next page)

Environmental Quality Mgt., Inc.

Client Sample ID: FWGLL12MW184C-0592-GW

GC/MS Semivolatiles

Lot-Sample #...: A8A310224-002 **Work Order #...:** KGDX71AC **Matrix.....:** WG

SURROGATE	PERCENT RECOVERY	RECOVERY LIMITS
Nitrobenzene-d5	74	(50 - 150)
2-Fluorobiphenyl	73	(50 - 150)
Terphenyl-d14	93	(50 - 150)
Phenol-d5	77	(50 - 150)
2-Fluorophenol	59	(50 - 150)
2,4,6-Tribromophenol	81	(50 - 150)

Environmental Quality Mgt., Inc.

Client Sample ID: FWGLL12MW184C-0592-GW

GC/MS Semivolatiles

Lot-Sample #...: A8A310224-002	**Work Order #...:** KGDX72AC	**Matrix.....:** WG	
Date Sampled...: 01/31/08 09:40	**Date Received..:** 01/31/08		
Prep Date.....: 02/14/08	**Analysis Date..:** 02/18/08		
Prep Batch #...: 8045266			
Dilution Factor: 1	**Initial Wgt/Vol:** 990 mL	**Final Wgt/Vol..:** 2 mL	
	Method.....: SW846 8270C		

PARAMETER	RESULT	REPORTING LIMIT	UNITS	MDL
3,3'-Dichlorobenzidine	ND	5.0	ug/L	0.48

SURROGATE	PERCENT RECOVERY	RECOVERY LIMITS
Nitrobenzene-d5	79	(50 - 150)
2-Fluorobiphenyl	71	(50 - 150)
Terphenyl-d14	86	(50 - 150)
Phenol-d5	71	(50 - 150)
2-Fluorophenol	45 *	(50 - 150)
2,4,6-Tribromophenol	71	(50 - 150)

NOTE(S):

* Surrogate recovery is outside stated control limits.

Environmental Quality Mgt., Inc.

Client Sample ID: FWGEQUIPRINSE4-0612-GW

GC/MS Semivolatiles

Lot-Sample #...: A8A310224-004 **Work Order #...:** KGD161AC **Matrix.....:** WQ
Date Sampled...: 01/31/08 12:10 **Date Received..:** 01/31/08
Prep Date.....: 02/03/08 **Analysis Date..:** 02/06/08
Prep Batch #...: 8033088
Dilution Factor: 1 **Initial Wgt/Vol:** 1030 mL **Final Wgt/Vol..:** 2 mL
Method.....: SW846 8270C

PARAMETER	RESULT	REPORTING LIMIT	UNITS	MDL
Benzoic acid	ND	10	ug/L	4.4
Benzyl alcohol	ND	5.0	ug/L	0.49
Phenol	ND	1.0	ug/L	0.96
bis(2-Chloroethyl)-ether	ND	1.0	ug/L	0.088
2-Chlorophenol	ND	1.0	ug/L	0.039
1,3-Dichlorobenzene	ND	1.0	ug/L	0.53
1,4-Dichlorobenzene	ND	1.0	ug/L	0.52
1,2-Dichlorobenzene	ND	1.0	ug/L	0.59
2-Methylphenol	ND	1.0	ug/L	0.56
2,2'-oxybis(1-Chloro-propane)	ND	1.0	ug/L	0.52
4-Methylphenol	ND	1.0	ug/L	0.64
N-Nitrosodi-n-propyl-amine	ND	1.0	ug/L	0.53
Hexachloroethane	ND	1.0	ug/L	0.58
Nitrobenzene	ND	1.0	ug/L	0.053
Isophorone	ND	1.0	ug/L	0.50
2-Nitrophenol	ND	2.0	ug/L	1.3
2,4-Dimethylphenol	ND	2.0	ug/L	0.56
bis(2-Chloroethoxy) methane	ND	1.0	ug/L	0.49
2,4-Dichlorophenol	ND	2.0	ug/L	1.1
1,2,4-Trichloro-benzene	ND	1.0	ug/L	0.59
Naphthalene	ND	0.20	ug/L	0.069
4-Chloroaniline	ND	2.0	ug/L	0.56
Hexachlorobutadiene	ND	1.0	ug/L	0.51
4-Chloro-3-methylphenol	ND	2.0	ug/L	0.41
2-Methylnaphthalene	ND	0.20	ug/L	0.061
Hexachlorocyclopenta-diene	ND	10	ug/L	0.74
2,4,6-Trichloro-phenol	ND	5.0	ug/L	1.4
2,4,5-Trichloro-phenol	ND	5.0	ug/L	0.96
2-Chloronaphthalene	ND	1.0	ug/L	0.62
2-Nitroaniline	ND	2.0	ug/L	0.43

(Continued on next page)

Environmental Quality Mgt., Inc.

Client Sample ID: FWGEQUIPRINSE4-0612-GW

GC/MS Semivolatiles

Lot-Sample #...: A8A310224-004 **Work Order #...:** KGD161AC **Matrix.....:** WQ

PARAMETER	RESULT	REPORTING LIMIT	UNITS	MDL
Dimethyl phthalate	ND	1.0	ug/L	0.44
Acenaphthylene	ND	0.20	ug/L	0.054
2,6-Dinitrotoluene	ND	5.0	ug/L	0.47
3-Nitroaniline	ND	2.0	ug/L	0.67
Acenaphthene	ND	0.20	ug/L	0.054
2,4-Dinitrophenol	ND	5.0	ug/L	3.5
4-Nitrophenol	ND	5.0	ug/L	0.63
Dibenzofuran	ND	1.0	ug/L	0.54
2,4-Dinitrotoluene	ND	5.0	ug/L	0.40
Diethyl phthalate	ND	1.0	ug/L	0.63
4-Chlorophenyl phenyl ether	ND	2.0	ug/L	0.55
Fluorene	ND	0.20	ug/L	0.043
4-Nitroaniline	ND	2.0	ug/L	0.47
4,6-Dinitro-2-methylphenol	ND	5.0	ug/L	0.27
N-Nitrosodiphenylamine	ND	1.0	ug/L	0.46
4-Bromophenyl phenyl ether	ND	2.0	ug/L	0.52
Hexachlorobenzene	ND	0.20	ug/L	0.065
Pentachlorophenol	ND	5.0	ug/L	0.48
Phenanthrene	ND	0.20	ug/L	0.087
Anthracene	ND	0.20	ug/L	0.054
Carbazole	ND	1.0	ug/L	0.54
Di-n-butyl phthalate	ND	1.0	ug/L	0.61
Fluoranthene	ND	0.20	ug/L	0.036
Pyrene	ND	0.20	ug/L	0.048
Butyl benzyl phthalate	ND	1.0	ug/L	0.51
Benzo(a)anthracene	ND	0.20	ug/L	0.052
Chrysene	ND	0.20	ug/L	0.048
bis(2-Ethylhexyl) phthalate	ND	10	ug/L	0.88
Di-n-octyl phthalate	ND	1.0	ug/L	0.39
Benzo(b)fluoranthene	ND	0.20	ug/L	0.049
Benzo(k)fluoranthene	ND	0.20	ug/L	0.049
Benzo(a)pyrene	ND	0.20	ug/L	0.048
Indeno(1,2,3-cd)pyrene	ND	0.20	ug/L	0.065
Dibenz(a,h)anthracene	ND	0.20	ug/L	0.039
Benzo(ghi)perylene	ND	0.20	ug/L	0.053

(Continued on next page)

Environmental Quality Mgt., Inc.

Client Sample ID: FWGEQUIPRINSE4-0612-GW

GC/MS Semivolatiles

Lot-Sample #...: A8A310224-004 **Work Order #...:** KGD161AC **Matrix.....:** WQ

SURROGATE	PERCENT RECOVERY	RECOVERY LIMITS
Nitrobenzene-d5	80	(50 - 150)
2-Fluorobiphenyl	77	(50 - 150)
Terphenyl-d14	101	(50 - 150)
Phenol-d5	74	(50 - 150)
2-Fluorophenol	35 *	(50 - 150)
2,4,6-Tribromophenol	25 *	(50 - 150)

NOTE(S):

* Surrogate recovery is outside stated control limits.

Environmental Quality Mgt., Inc.

Client Sample ID: FWGEQUIPRINSE4-0612-GW

GC/MS Semivolatiles

Lot-Sample #...:	A8A310224-004	**Work Order #...:**	KGD162AC	**Matrix.....:**	WQ
Date Sampled...:	01/31/08 12:10	**Date Received..:**	01/31/08		
Prep Date.....:	02/12/08	**Analysis Date..:**	02/18/08		
Prep Batch #...:	8043257				
Dilution Factor:	1	**Initial Wgt/Vol:**	1030 mL	**Final Wgt/Vol..:**	2 mL
		Method.....:	SW846 8270C		

PARAMETER	RESULT	REPORTING LIMIT	UNITS	MDL
3,3'-Dichlorobenzidine	ND	5.0	ug/L	0.48

SURROGATE	PERCENT RECOVERY	RECOVERY LIMITS
Nitrobenzene-d5	81	(50 - 150)
2-Fluorobiphenyl	73	(50 - 150)
Terphenyl-d14	89	(50 - 150)
Phenol-d5	66	(50 - 150)
2-Fluorophenol	44 *	(50 - 150)
2,4,6-Tribromophenol	76	(50 - 150)

NOTE(S):

* Surrogate recovery is outside stated control limits.

Environmental Quality Mgt., Inc.

Client Sample ID: FWGLL12mw-154C-0591-GW

GC/MS Semivolatiles

Lot-Sample #...: A8A310224-006 **Work Order #...:** KGD2W1AC **Matrix.....:** WG
Date Sampled...: 01/30/08 16:35 **Date Received..:** 01/31/08
Prep Date.....: 02/03/08 **Analysis Date..:** 02/06/08
Prep Batch #...: 8033088
Dilution Factor: 1 **Initial Wgt/Vol:** 1020 mL **Final Wgt/Vol..:** 2 mL
Method.....: SW846 8270C

PARAMETER	RESULT	REPORTING LIMIT	UNITS	MDL
Benzoic acid	ND	10	ug/L	4.4
Benzyl alcohol	ND	5.0	ug/L	0.49
Phenol	ND	1.0	ug/L	0.96
bis(2-Chloroethyl)-ether	ND	1.0	ug/L	0.088
2-Chlorophenol	ND	1.0	ug/L	0.039
1,3-Dichlorobenzene	ND	1.0	ug/L	0.53
1,4-Dichlorobenzene	ND	1.0	ug/L	0.52
1,2-Dichlorobenzene	ND	1.0	ug/L	0.59
2-Methylphenol	ND	1.0	ug/L	0.56
2,2'-oxybis(1-Chloro-propane)	ND	1.0	ug/L	0.52
4-Methylphenol	ND	1.0	ug/L	0.64
N-Nitrosodi-n-propyl-amine	ND	1.0	ug/L	0.53
Hexachloroethane	ND	1.0	ug/L	0.58
Nitrobenzene	ND	1.0	ug/L	0.053
Isophorone	ND	1.0	ug/L	0.50
2-Nitrophenol	ND	2.0	ug/L	1.3
2,4-Dimethylphenol	ND	2.0	ug/L	0.56
bis(2-Chloroethoxy) methane	ND	1.0	ug/L	0.49
2,4-Dichlorophenol	ND	2.0	ug/L	1.1
1,2,4-Trichloro-benzene	ND	1.0	ug/L	0.59
Naphthalene	ND	0.20	ug/L	0.069
4-Chloroaniline	ND	2.0	ug/L	0.56
Hexachlorobutadiene	ND	1.0	ug/L	0.51
4-Chloro-3-methylphenol	ND	2.0	ug/L	0.41
2-Methylnaphthalene	ND	0.20	ug/L	0.061
Hexachlorocyclopenta-diene	ND	10	ug/L	0.74
2,4,6-Trichloro-phenol	ND	5.0	ug/L	1.4
2,4,5-Trichloro-phenol	ND	5.0	ug/L	0.96
2-Chloronaphthalene	ND	1.0	ug/L	0.62
2-Nitroaniline	ND	2.0	ug/L	0.43

(Continued on next page)

Environmental Quality Mgt., Inc.

Client Sample ID: FWGLL12mw-154C-0591-GW

GC/MS Semivolatiles

Lot-Sample #...: A8A310224-006 **Work Order #...:** KGD2W1AC **Matrix.....:** WG

PARAMETER	RESULT	REPORTING LIMIT	UNITS	MDL
Dimethyl phthalate	ND	1.0	ug/L	0.44
Acenaphthylene	ND	0.20	ug/L	0.054
2,6-Dinitrotoluene	ND	5.0	ug/L	0.47
3-Nitroaniline	ND	2.0	ug/L	0.67
Acenaphthene	ND	0.20	ug/L	0.054
2,4-Dinitrophenol	ND	5.0	ug/L	3.5
4-Nitrophenol	ND	5.0	ug/L	0.63
Dibenzofuran	ND	1.0	ug/L	0.54
2,4-Dinitrotoluene	ND	5.0	ug/L	0.40
Diethyl phthalate	ND	1.0	ug/L	0.63
4-Chlorophenyl phenyl ether	ND	2.0	ug/L	0.55
Fluorene	ND	0.20	ug/L	0.043
4-Nitroaniline	ND	2.0	ug/L	0.47
4,6-Dinitro-2-methylphenol	ND	5.0	ug/L	0.27
N-Nitrosodiphenylamine	ND	1.0	ug/L	0.46
4-Bromophenyl phenyl ether	ND	2.0	ug/L	0.52
Hexachlorobenzene	ND	0.20	ug/L	0.065
Pentachlorophenol	ND	5.0	ug/L	0.48
Phenanthrene	ND	0.20	ug/L	0.087
Anthracene	ND	0.20	ug/L	0.054
Carbazole	ND	1.0	ug/L	0.54
Di-n-butyl phthalate	ND	1.0	ug/L	0.61
Fluoranthene	ND	0.20	ug/L	0.036
Pyrene	ND	0.20	ug/L	0.048
Butyl benzyl phthalate	ND	1.0	ug/L	0.51
Benzo(a)anthracene	ND	0.20	ug/L	0.052
Chrysene	ND	0.20	ug/L	0.048
bis(2-Ethylhexyl) phthalate	**1.3 J**	**10**	**ug/L**	**0.88**
Di-n-octyl phthalate	ND	1.0	ug/L	0.39
Benzo(b)fluoranthene	ND	0.20	ug/L	0.049
Benzo(k)fluoranthene	ND	0.20	ug/L	0.049
Benzo(a)pyrene	ND	0.20	ug/L	0.048
Indeno(1,2,3-cd)pyrene	ND	0.20	ug/L	0.065
Dibenz(a,h)anthracene	ND	0.20	ug/L	0.039
Benzo(ghi)perylene	ND	0.20	ug/L	0.053

(Continued on next page)

Environmental Quality Mgt., Inc.

Client Sample ID: FWGLL12mw-154C-0591-GW

GC/MS Semivolatiles

Lot-Sample #...: A8A310224-006 **Work Order #...:** KGD2W1AC **Matrix.....:** WG

SURROGATE	PERCENT RECOVERY	RECOVERY LIMITS
Nitrobenzene-d5	74	(50 - 150)
2-Fluorobiphenyl	74	(50 - 150)
Terphenyl-d14	66	(50 - 150)
Phenol-d5	69	(50 - 150)
2-Fluorophenol	51	(50 - 150)
2,4,6-Tribromophenol	80	(50 - 150)

NOTE(S):

J Estimated result. Result is less than RL.

Environmental Quality Mgt., Inc.

Client Sample ID: FWGLL12mw-154C-0591-GW

GC/MS Semivolatiles

Lot-Sample #...:	A8A310224-006	**Work Order #...:**	KGD2W2AC	**Matrix.....:**	WG
Date Sampled...:	01/30/08 16:35	**Date Received..:**	01/31/08		
Prep Date.....:	02/12/08	**Analysis Date..:**	02/18/08		
Prep Batch #...:	8043257				
Dilution Factor:	1	**Initial Wgt/Vol:**	1030 mL	**Final Wgt/Vol..:**	2 mL
		Method.....:	SW846 8270C		

PARAMETER	RESULT	REPORTING LIMIT	UNITS	MDL
3,3'-Dichlorobenzidine	ND	5.0	ug/L	0.48

SURROGATE	PERCENT RECOVERY	RECOVERY LIMITS
Nitrobenzene-d5	93	(50 - 150)
2-Fluorobiphenyl	80	(50 - 150)
Terphenyl-d14	85	(50 - 150)
Phenol-d5	81	(50 - 150)
2-Fluorophenol	59	(50 - 150)
2,4,6-Tribromophenol	69	(50 - 150)

Environmental Quality Mgt., Inc.

Client Sample ID: FWGLL12mw-107C-0588-GW

GC/MS Semivolatiles

Lot-Sample #...: A8A310224-009 **Work Order #...:** KGD251AC **Matrix.....:** WG
Date Sampled...: 01/31/08 09:30 **Date Received..:** 01/31/08
Prep Date.....: 02/03/08 **Analysis Date..:** 02/06/08
Prep Batch #...: 8033088
Dilution Factor: 1 **Initial Wgt/Vol:** 1020 mL **Final Wgt/Vol..:** 2 mL
Method.....: SW846 8270C

PARAMETER	RESULT	REPORTING LIMIT	UNITS	MDL
Benzoic acid	ND	10	ug/L	4.4
Benzyl alcohol	ND	5.0	ug/L	0.49
Phenol	ND	1.0	ug/L	0.96
bis(2-Chloroethyl)-ether	ND	1.0	ug/L	0.088
2-Chlorophenol	ND	1.0	ug/L	0.039
1,3-Dichlorobenzene	ND	1.0	ug/L	0.53
1,4-Dichlorobenzene	ND	1.0	ug/L	0.52
1,2-Dichlorobenzene	ND	1.0	ug/L	0.59
2-Methylphenol	ND	1.0	ug/L	0.56
2,2'-oxybis(1-Chloro-propane)	ND	1.0	ug/L	0.52
4-Methylphenol	ND	1.0	ug/L	0.64
N-Nitrosodi-n-propyl-amine	ND	1.0	ug/L	0.53
Hexachloroethane	ND	1.0	ug/L	0.58
Nitrobenzene	ND	1.0	ug/L	0.053
Isophorone	ND	1.0	ug/L	0.50
2-Nitrophenol	ND	2.0	ug/L	1.3
2,4-Dimethylphenol	ND	2.0	ug/L	0.56
bis(2-Chloroethoxy) methane	ND	1.0	ug/L	0.49
2,4-Dichlorophenol	ND	2.0	ug/L	1.1
1,2,4-Trichloro-benzene	ND	1.0	ug/L	0.59
Naphthalene	ND	0.20	ug/L	0.069
4-Chloroaniline	ND	2.0	ug/L	0.56
Hexachlorobutadiene	ND	1.0	ug/L	0.51
4-Chloro-3-methylphenol	ND	2.0	ug/L	0.41
2-Methylnaphthalene	ND	0.20	ug/L	0.061
Hexachlorocyclopenta-diene	ND	10	ug/L	0.74
2,4,6-Trichloro-phenol	ND	5.0	ug/L	1.4
2,4,5-Trichloro-phenol	ND	5.0	ug/L	0.96
2-Chloronaphthalene	ND	1.0	ug/L	0.62
2-Nitroaniline	ND	2.0	ug/L	0.43

(Continued on next page)

Environmental Quality Mgt., Inc.

Client Sample ID: FWGLL12mw-107C-0588-GW

GC/MS Semivolatiles

Lot-Sample #...: A8A310224-009 Work Order #...: KGD251AC Matrix.....: WG

PARAMETER	RESULT	REPORTING LIMIT	UNITS	MDL
Dimethyl phthalate	ND	1.0	ug/L	0.44
Acenaphthylene	ND	0.20	ug/L	0.054
2,6-Dinitrotoluene	ND	5.0	ug/L	0.47
3-Nitroaniline	ND	2.0	ug/L	0.67
Acenaphthene	ND	0.20	ug/L	0.054
2,4-Dinitrophenol	ND	5.0	ug/L	3.5
4-Nitrophenol	ND	5.0	ug/L	0.63
Dibenzofuran	ND	1.0	ug/L	0.54
2,4-Dinitrotoluene	ND	5.0	ug/L	0.40
Diethyl phthalate	ND	1.0	ug/L	0.63
4-Chlorophenyl phenyl ether	ND	2.0	ug/L	0.55
Fluorene	ND	0.20	ug/L	0.043
4-Nitroaniline	ND	2.0	ug/L	0.47
4,6-Dinitro-2-methylphenol	ND	5.0	ug/L	0.27
N-Nitrosodiphenylamine	ND	1.0	ug/L	0.46
4-Bromophenyl phenyl ether	ND	2.0	ug/L	0.52
Hexachlorobenzene	ND	0.20	ug/L	0.065
Pentachlorophenol	ND	5.0	ug/L	0.48
Phenanthrene	ND	0.20	ug/L	0.087
Anthracene	ND	0.20	ug/L	0.054
Carbazole	ND	1.0	ug/L	0.54
Di-n-butyl phthalate	ND	1.0	ug/L	0.61
Fluoranthene	ND	0.20	ug/L	0.036
Pyrene	ND	0.20	ug/L	0.048
Butyl benzyl phthalate	ND	1.0	ug/L	0.51
Benzo(a)anthracene	ND	0.20	ug/L	0.052
Chrysene	ND	0.20	ug/L	0.048
bis(2-Ethylhexyl) phthalate	**0.91 J**	**10**	**ug/L**	**0.88**
Di-n-octyl phthalate	ND	1.0	ug/L	0.39
Benzo(b)fluoranthene	ND	0.20	ug/L	0.049
Benzo(k)fluoranthene	ND	0.20	ug/L	0.049
Benzo(a)pyrene	ND	0.20	ug/L	0.048
Indeno(1,2,3-cd)pyrene	ND	0.20	ug/L	0.065
Dibenz(a,h)anthracene	ND	0.20	ug/L	0.039
Benzo(ghi)perylene	ND	0.20	ug/L	0.053

(Continued on next page)

Environmental Quality Mgt., Inc.

Client Sample ID: FWGLL12mw-107C-0588-GW

GC/MS Semivolatiles

Lot-Sample #...: A8A310224-009 **Work Order #...:** KGD251AC **Matrix.....:** WG

SURROGATE	PERCENT RECOVERY	RECOVERY LIMITS
Nitrobenzene-d5	75	(50 - 150)
2-Fluorobiphenyl	76	(50 - 150)
Terphenyl-d14	99	(50 - 150)
Phenol-d5	74	(50 - 150)
2-Fluorophenol	57	(50 - 150)
2,4,6-Tribromophenol	84	(50 - 150)

NOTE(S):

J Estimated result. Result is less than RL.

Environmental Quality Mgt., Inc.

Client Sample ID: FWGLL12mw-107C-0588-GW

GC/MS Semivolatiles

Lot-Sample #...:	A8A310224-009	**Work Order #...:**	KGD252AC	**Matrix.....:**	WG
Date Sampled...:	01/31/08 09:30	**Date Received..:**	01/31/08		
Prep Date.....:	02/12/08	**Analysis Date..:**	02/18/08		
Prep Batch #...:	8043257				
Dilution Factor:	1	**Initial Wgt/Vol:**	1050 mL	**Final Wgt/Vol..:**	2 mL
		Method.....:	SW846 8270C		

PARAMETER	RESULT	REPORTING LIMIT	UNITS	MDL
3,3'-Dichlorobenzidine	ND	5.0	ug/L	0.48

SURROGATE	PERCENT RECOVERY	RECOVERY LIMITS
Nitrobenzene-d5	94	(50 - 150)
2-Fluorobiphenyl	82	(50 - 150)
Terphenyl-d14	88	(50 - 150)
Phenol-d5	77	(50 - 150)
2-Fluorophenol	56	(50 - 150)
2,4,6-Tribromophenol	94	(50 - 150)

Environmental Quality Mgt., Inc.

Client Sample ID: FWGLL12mw-DUP3-0603-GW

GC/MS Semivolatiles

Lot-Sample #...: A8A310224-011 **Work Order #...:** KGD291AC **Matrix.....:** WG
Date Sampled...: 01/31/08 09:50 **Date Received..:** 01/31/08
Prep Date.....: 02/03/08 **Analysis Date..:** 02/06/08
Prep Batch #...: 8033088
Dilution Factor: 1 **Initial Wgt/Vol:** 1010 mL **Final Wgt/Vol..:** 2 mL
Method.....: SW846 8270C

PARAMETER	RESULT	REPORTING LIMIT	UNITS	MDL
Benzoic acid	ND	10	ug/L	4.4
Benzyl alcohol	ND	5.0	ug/L	0.49
Phenol	ND	1.0	ug/L	0.96
bis(2-Chloroethyl)-ether	ND	1.0	ug/L	0.088
2-Chlorophenol	ND	1.0	ug/L	0.039
1,3-Dichlorobenzene	ND	1.0	ug/L	0.53
1,4-Dichlorobenzene	ND	1.0	ug/L	0.52
1,2-Dichlorobenzene	ND	1.0	ug/L	0.59
2-Methylphenol	ND	1.0	ug/L	0.56
2,2'-oxybis(1-Chloro-propane)	ND	1.0	ug/L	0.52
4-Methylphenol	ND	1.0	ug/L	0.64
N-Nitrosodi-n-propyl-amine	ND	1.0	ug/L	0.53
Hexachloroethane	ND	1.0	ug/L	0.58
Nitrobenzene	ND	1.0	ug/L	0.053
Isophorone	ND	1.0	ug/L	0.50
2-Nitrophenol	ND	2.0	ug/L	1.3
2,4-Dimethylphenol	ND	2.0	ug/L	0.56
bis(2-Chloroethoxy) methane	ND	1.0	ug/L	0.49
2,4-Dichlorophenol	ND	2.0	ug/L	1.1
1,2,4-Trichloro-benzene	ND	1.0	ug/L	0.59
Naphthalene	ND	0.20	ug/L	0.069
4-Chloroaniline	ND	2.0	ug/L	0.56
Hexachlorobutadiene	ND	1.0	ug/L	0.51
4-Chloro-3-methylphenol	ND	2.0	ug/L	0.41
2-Methylnaphthalene	ND	0.20	ug/L	0.061
Hexachlorocyclopenta-diene	ND	10	ug/L	0.74
2,4,6-Trichloro-phenol	ND	5.0	ug/L	1.4
2,4,5-Trichloro-phenol	ND	5.0	ug/L	0.96
2-Chloronaphthalene	ND	1.0	ug/L	0.62
2-Nitroaniline	ND	2.0	ug/L	0.43

(Continued on next page)

Environmental Quality Mgt., Inc.

Client Sample ID: FWGLL12mw-DUP3-0603-GW

GC/MS Semivolatiles

Lot-Sample #...: A8A310224-011 **Work Order #...:** KGD291AC **Matrix.....:** WG

PARAMETER	RESULT	REPORTING LIMIT	UNITS	MDL
Dimethyl phthalate	ND	1.0	ug/L	0.44
Acenaphthylene	ND	0.20	ug/L	0.054
2,6-Dinitrotoluene	ND	5.0	ug/L	0.47
3-Nitroaniline	ND	2.0	ug/L	0.67
Acenaphthene	ND	0.20	ug/L	0.054
2,4-Dinitrophenol	ND	5.0	ug/L	3.5
4-Nitrophenol	ND	5.0	ug/L	0.63
Dibenzofuran	ND	1.0	ug/L	0.54
2,4-Dinitrotoluene	ND	5.0	ug/L	0.40
Diethyl phthalate	ND	1.0	ug/L	0.63
4-Chlorophenyl phenyl ether	ND	2.0	ug/L	0.55
Fluorene	ND	0.20	ug/L	0.043
4-Nitroaniline	ND	2.0	ug/L	0.47
4,6-Dinitro-2-methylphenol	ND	5.0	ug/L	0.27
N-Nitrosodiphenylamine	ND	1.0	ug/L	0.46
4-Bromophenyl phenyl ether	ND	2.0	ug/L	0.52
Hexachlorobenzene	ND	0.20	ug/L	0.065
Pentachlorophenol	ND	5.0	ug/L	0.48
Phenanthrene	ND	0.20	ug/L	0.087
Anthracene	ND	0.20	ug/L	0.054
Carbazole	ND	1.0	ug/L	0.54
Di-n-butyl phthalate	**0.81 J**	**1.0**	**ug/L**	**0.61**
Fluoranthene	ND	0.20	ug/L	0.036
Pyrene	ND	0.20	ug/L	0.048
Butyl benzyl phthalate	ND	1.0	ug/L	0.51
Benzo(a)anthracene	ND	0.20	ug/L	0.052
Chrysene	ND	0.20	ug/L	0.048
Di-n-octyl phthalate	**5.5**	**1.0**	**ug/L**	**0.39**
Benzo(b)fluoranthene	ND	0.20	ug/L	0.049
Benzo(k)fluoranthene	ND	0.20	ug/L	0.049
Benzo(a)pyrene	ND	0.20	ug/L	0.048
Indeno(1,2,3-cd)pyrene	ND	0.20	ug/L	0.065
Dibenz(a,h)anthracene	ND	0.20	ug/L	0.039
Benzo(ghi)perylene	ND	0.20	ug/L	0.053

SURROGATE	PERCENT RECOVERY	RECOVERY LIMITS
Nitrobenzene-d5	86	(50 - 150)
2-Fluorobiphenyl	86	(50 - 150)
Terphenyl-d14	99	(50 - 150)
Phenol-d5	83	(50 - 150)
2-Fluorophenol	62	(50 - 150)
2,4,6-Tribromophenol	86	(50 - 150)

(Continued on next page)

Environmental Quality Mgt., Inc.

Client Sample ID: FWGLL12mw-DUP3-0603-GW

GC/MS Semivolatiles

Lot-Sample #...: A8A310224-011 Work Order #...: KGD291AC Matrix.....: WG

NOTE(S):

J Estimated result. Result is less than RL.

Environmental Quality Mgt., Inc.

Client Sample ID: FWGLL12mw-DUP3-0603-GW

GC/MS Semivolatiles

Lot-Sample #...:	A8A310224-011	**Work Order #...:**	KGD292AC	**Matrix.....:**	WG
Date Sampled...:	01/31/08 09:50	**Date Received..:**	01/31/08		
Prep Date.....:	02/03/08	**Analysis Date..:**	02/07/08		
Prep Batch #...:	8033088				
Dilution Factor:	2.5	**Initial Wgt/Vol:**	1010 mL	**Final Wgt/Vol..:**	2 mL
		Method.....:	SW846 8270C		

PARAMETER	RESULT	REPORTING LIMIT	UNITS	MDL
bis(2-Ethylhexyl) phthalate	**73**	**25**	**ug/L**	**2.2**

SURROGATE	PERCENT RECOVERY	RECOVERY LIMITS
Nitrobenzene-d5	82 DIL	(50 - 150)
2-Fluorobiphenyl	84 DIL	(50 - 150)
Terphenyl-d14	98 DIL	(50 - 150)
Phenol-d5	83 DIL	(50 - 150)
2-Fluorophenol	61 DIL	(50 - 150)
2,4,6-Tribromophenol	85 DIL	(50 - 150)

NOTE(S):

DIL The concentration is estimated or not reported due to dilution or the presence of interfering analytes.

Environmental Quality Mgt., Inc.

Client Sample ID: FWGLL12mw-DUP3-0603-GW

GC/MS Semivolatiles

Lot-Sample #...: A8A310224-011 **Work Order #...:** KGD293AC **Matrix.....:** WG
Date Sampled...: 01/31/08 09:50 **Date Received..:** 01/31/08
Prep Date.....: 02/12/08 **Analysis Date..:** 02/18/08
Prep Batch #...: 8043257
Dilution Factor: 1 **Initial Wgt/Vol:** 1050 mL **Final Wgt/Vol..:** 2 mL
Method.....: SW846 8270C

PARAMETER	RESULT	REPORTING LIMIT	UNITS	MDL
3,3'-Dichlorobenzidine	ND	5.0	ug/L	0.48

SURROGATE	PERCENT RECOVERY	RECOVERY LIMITS
Nitrobenzene-d5	92	(50 - 150)
2-Fluorobiphenyl	79	(50 - 150)
Terphenyl-d14	88	(50 - 150)
Phenol-d5	74	(50 - 150)
2-Fluorophenol	49 *	(50 - 150)
2,4,6-Tribromophenol	86	(50 - 150)

NOTE(S):

* Surrogate recovery is outside stated control limits.

Environmental Quality Mgt., Inc.

Client Sample ID: FWGLL3mw-235C-0578-GW

GC/MS Semivolatiles

Lot-Sample #...: A8A310224-013 **Work Order #...:** KGD3J1AC **Matrix.....:** WG
Date Sampled...: 01/31/08 11:30 **Date Received..:** 01/31/08
Prep Date.....: 02/03/08 **Analysis Date..:** 02/06/08
Prep Batch #...: 8033088
Dilution Factor: 1 **Initial Wgt/Vol:** 1010 mL **Final Wgt/Vol..:** 2 mL
Method.....: SW846 8270C

PARAMETER	RESULT	REPORTING LIMIT	UNITS	MDL
Benzoic acid	ND	10	ug/L	4.4
Benzyl alcohol	ND	5.0	ug/L	0.49
Phenol	ND	1.0	ug/L	0.96
bis(2-Chloroethyl)-ether	ND	1.0	ug/L	0.088
2-Chlorophenol	ND	1.0	ug/L	0.039
1,3-Dichlorobenzene	ND	1.0	ug/L	0.53
1,4-Dichlorobenzene	ND	1.0	ug/L	0.52
1,2-Dichlorobenzene	ND	1.0	ug/L	0.59
2-Methylphenol	ND	1.0	ug/L	0.56
2,2'-oxybis(1-Chloro-propane)	ND	1.0	ug/L	0.52
4-Methylphenol	ND	1.0	ug/L	0.64
N-Nitrosodi-n-propyl-amine	ND	1.0	ug/L	0.53
Hexachloroethane	ND	1.0	ug/L	0.58
Nitrobenzene	ND	1.0	ug/L	0.053
Isophorone	ND	1.0	ug/L	0.50
2-Nitrophenol	ND	2.0	ug/L	1.3
2,4-Dimethylphenol	ND	2.0	ug/L	0.56
bis(2-Chloroethoxy) methane	ND	1.0	ug/L	0.49
2,4-Dichlorophenol	ND	2.0	ug/L	1.1
1,2,4-Trichloro-benzene	ND	1.0	ug/L	0.59
Naphthalene	ND	0.20	ug/L	0.069
4-Chloroaniline	ND	2.0	ug/L	0.56
Hexachlorobutadiene	ND	1.0	ug/L	0.51
4-Chloro-3-methylphenol	ND	2.0	ug/L	0.41
2-Methylnaphthalene	ND	0.20	ug/L	0.061
Hexachlorocyclopenta-diene	ND	10	ug/L	0.74
2,4,6-Trichloro-phenol	ND	5.0	ug/L	1.4
2,4,5-Trichloro-phenol	ND	5.0	ug/L	0.96
2-Chloronaphthalene	ND	1.0	ug/L	0.62
2-Nitroaniline	ND	2.0	ug/L	0.43

(Continued on next page)

Environmental Quality Mgt., Inc.

Client Sample ID: FWGLL3mw-235C-0578-GW

GC/MS Semivolatiles

Lot-Sample #...: A8A310224-013 Work Order #...: KGD3J1AC Matrix.....: WG

PARAMETER	RESULT	REPORTING LIMIT	UNITS	MDL
Dimethyl phthalate	ND	1.0	ug/L	0.44
Acenaphthylene	ND	0.20	ug/L	0.054
2,6-Dinitrotoluene	ND	5.0	ug/L	0.47
3-Nitroaniline	ND	2.0	ug/L	0.67
Acenaphthene	ND	0.20	ug/L	0.054
2,4-Dinitrophenol	ND	5.0	ug/L	3.5
4-Nitrophenol	ND	5.0	ug/L	0.63
Dibenzofuran	ND	1.0	ug/L	0.54
2,4-Dinitrotoluene	ND	5.0	ug/L	0.40
Diethyl phthalate	ND	1.0	ug/L	0.63
4-Chlorophenyl phenyl ether	ND	2.0	ug/L	0.55
Fluorene	ND	0.20	ug/L	0.043
4-Nitroaniline	ND	2.0	ug/L	0.47
4,6-Dinitro-2-methylphenol	ND	5.0	ug/L	0.27
N-Nitrosodiphenylamine	ND	1.0	ug/L	0.46
4-Bromophenyl phenyl ether	ND	2.0	ug/L	0.52
Hexachlorobenzene	ND	0.20	ug/L	0.065
Pentachlorophenol	ND	5.0	ug/L	0.48
Phenanthrene	ND	0.20	ug/L	0.087
Anthracene	ND	0.20	ug/L	0.054
Carbazole	ND	1.0	ug/L	0.54
Di-n-butyl phthalate	ND	1.0	ug/L	0.61
Fluoranthene	ND	0.20	ug/L	0.036
Pyrene	ND	0.20	ug/L	0.048
Butyl benzyl phthalate	ND	1.0	ug/L	0.51
Benzo(a)anthracene	ND	0.20	ug/L	0.052
Chrysene	ND	0.20	ug/L	0.048
bis(2-Ethylhexyl) phthalate	ND	10	ug/L	0.88
Di-n-octyl phthalate	ND	1.0	ug/L	0.39
Benzo(b)fluoranthene	ND	0.20	ug/L	0.049
Benzo(k)fluoranthene	ND	0.20	ug/L	0.049
Benzo(a)pyrene	ND	0.20	ug/L	0.048
Indeno(1,2,3-cd)pyrene	ND	0.20	ug/L	0.065
Dibenz(a,h)anthracene	ND	0.20	ug/L	0.039
Benzo(ghi)perylene	ND	0.20	ug/L	0.053

(Continued on next page)

Environmental Quality Mgt., Inc.

Client Sample ID: FWGLL3mw-235C-0578-GW

GC/MS Semivolatiles

Lot-Sample #...: A8A310224-013 **Work Order #...:** KGD3J1AC **Matrix.....:** WG

SURROGATE	PERCENT RECOVERY	RECOVERY LIMITS
Nitrobenzene-d5	75	(50 - 150)
2-Fluorobiphenyl	74	(50 - 150)
Terphenyl-d14	96	(50 - 150)
Phenol-d5	65	(50 - 150)
2-Fluorophenol	46 *	(50 - 150)
2,4,6-Tribromophenol	76	(50 - 150)

NOTE(S):

* Surrogate recovery is outside stated control limits.

Environmental Quality Mgt., Inc.

Client Sample ID: FWGLL3mw-235C-0578-GW

GC/MS Semivolatiles

Lot-Sample #...: A8A310224-013 **Work Order #...:** KGD3J2AC **Matrix.....:** WG
Date Sampled...: 01/31/08 11:30 **Date Received..:** 01/31/08
Prep Date.....: 02/12/08 **Analysis Date..:** 02/18/08
Prep Batch #...: 8043257
Dilution Factor: 1 **Initial Wgt/Vol:** 1000 mL **Final Wgt/Vol..:** 2 mL
Method.....: SW846 8270C

PARAMETER	RESULT	REPORTING LIMIT	UNITS	MDL
3,3'-Dichlorobenzidine	ND	5.0	ug/L	0.48

SURROGATE	PERCENT RECOVERY	RECOVERY LIMITS
Nitrobenzene-d5	85	(50 - 150)
2-Fluorobiphenyl	78	(50 - 150)
Terphenyl-d14	89	(50 - 150)
Phenol-d5	66	(50 - 150)
2-Fluorophenol	47 *	(50 - 150)
2,4,6-Tribromophenol	80	(50 - 150)

NOTE(S):

* Surrogate recovery is outside stated control limits.

Environmental Quality Mgt., Inc.

Client Sample ID: FWGLL12mw-088C-0587-GW

GC/MS Semivolatiles

Lot-Sample #...: A8A310224-015 **Work Order #...:** KGD3Q1AE **Matrix.....:** WG
Date Sampled...: 01/31/08 09:35 **Date Received..:** 01/31/08
Prep Date.....: 02/03/08 **Analysis Date..:** 02/06/08
Prep Batch #...: 8033088
Dilution Factor: 1 **Initial Wgt/Vol:** 960 mL **Final Wgt/Vol..:** 2 mL
Method.....: SW846 8270C

PARAMETER	RESULT	REPORTING LIMIT	UNITS	MDL
Benzoic acid	ND	10	ug/L	4.4
Benzyl alcohol	ND	5.0	ug/L	0.49
Phenol	ND	1.0	ug/L	0.96
bis(2-Chloroethyl)-ether	ND	1.0	ug/L	0.088
2-Chlorophenol	ND	1.0	ug/L	0.039
1,3-Dichlorobenzene	ND	1.0	ug/L	0.53
1,4-Dichlorobenzene	ND	1.0	ug/L	0.52
1,2-Dichlorobenzene	ND	1.0	ug/L	0.59
2-Methylphenol	ND	1.0	ug/L	0.56
2,2'-oxybis(1-Chloro-propane)	ND	1.0	ug/L	0.52
4-Methylphenol	ND	1.0	ug/L	0.64
N-Nitrosodi-n-propyl-amine	ND	1.0	ug/L	0.53
Hexachloroethane	ND	1.0	ug/L	0.58
Nitrobenzene	ND	1.0	ug/L	0.053
Isophorone	ND	1.0	ug/L	0.50
2-Nitrophenol	ND	2.0	ug/L	1.3
2,4-Dimethylphenol	ND	2.0	ug/L	0.56
bis(2-Chloroethoxy) methane	ND	1.0	ug/L	0.49
2,4-Dichlorophenol	ND	2.0	ug/L	1.1
1,2,4-Trichloro-benzene	ND	1.0	ug/L	0.59
Naphthalene	ND	0.20	ug/L	0.069
4-Chloroaniline	ND	2.0	ug/L	0.56
Hexachlorobutadiene	ND	1.0	ug/L	0.51
4-Chloro-3-methylphenol	ND	2.0	ug/L	0.41
2-Methylnaphthalene	ND	0.20	ug/L	0.061
Hexachlorocyclopenta-diene	ND	10	ug/L	0.74
2,4,6-Trichloro-phenol	ND	5.0	ug/L	1.4
2,4,5-Trichloro-phenol	ND	5.0	ug/L	0.96
2-Chloronaphthalene	ND	1.0	ug/L	0.62
2-Nitroaniline	ND	2.0	ug/L	0.43

(Continued on next page)

Environmental Quality Mgt., Inc.

Client Sample ID: FWGLL12mw-088C-0587-GW

GC/MS Semivolatiles

Lot-Sample #...: A8A310224-015 **Work Order #...:** KGD3Q1AE **Matrix.....:** WG

PARAMETER	RESULT	REPORTING LIMIT	UNITS	MDL
Dimethyl phthalate	ND	1.0	ug/L	0.44
Acenaphthylene	ND	0.20	ug/L	0.054
2,6-Dinitrotoluene	ND	5.0	ug/L	0.47
3-Nitroaniline	ND	2.0	ug/L	0.67
Acenaphthene	ND	0.20	ug/L	0.054
2,4-Dinitrophenol	ND	5.0	ug/L	3.5
4-Nitrophenol	ND	5.0	ug/L	0.63
Dibenzofuran	ND	1.0	ug/L	0.54
2,4-Dinitrotoluene	ND	5.0	ug/L	0.40
Diethyl phthalate	ND	1.0	ug/L	0.63
4-Chlorophenyl phenyl ether	ND	2.0	ug/L	0.55
Fluorene	ND	0.20	ug/L	0.043
4-Nitroaniline	ND	2.0	ug/L	0.47
4,6-Dinitro-2-methylphenol	ND	5.0	ug/L	0.27
N-Nitrosodiphenylamine	ND	1.0	ug/L	0.46
4-Bromophenyl phenyl ether	ND	2.0	ug/L	0.52
Hexachlorobenzene	ND	0.20	ug/L	0.065
Pentachlorophenol	ND	5.0	ug/L	0.48
Phenanthrene	ND	0.20	ug/L	0.087
Anthracene	ND	0.20	ug/L	0.054
Carbazole	ND	1.0	ug/L	0.54
Di-n-butyl phthalate	ND	1.0	ug/L	0.61
Fluoranthene	ND	0.20	ug/L	0.036
Pyrene	ND	0.20	ug/L	0.048
Butyl benzyl phthalate	ND	1.0	ug/L	0.51
Benzo(a)anthracene	ND	0.20	ug/L	0.052
Chrysene	ND	0.20	ug/L	0.048
bis(2-Ethylhexyl) phthalate	ND	10	ug/L	0.88
Di-n-octyl phthalate	ND	1.0	ug/L	0.39
Benzo(b)fluoranthene	ND	0.20	ug/L	0.049
Benzo(k)fluoranthene	ND	0.20	ug/L	0.049
Benzo(a)pyrene	ND	0.20	ug/L	0.048
Indeno(1,2,3-cd)pyrene	ND	0.20	ug/L	0.065
Dibenz(a,h)anthracene	ND	0.20	ug/L	0.039
Benzo(ghi)perylene	ND	0.20	ug/L	0.053

(Continued on next page)

Environmental Quality Mgt., Inc.

Client Sample ID: FWGLL12mw-088C-0587-GW

GC/MS Semivolatiles

Lot-Sample #...: A8A310224-015 **Work Order #...:** KGD3Q1AE **Matrix.....:** WG

SURROGATE	PERCENT RECOVERY	RECOVERY LIMITS
Nitrobenzene-d5	81	(50 - 150)
2-Fluorobiphenyl	77	(50 - 150)
Terphenyl-d14	97	(50 - 150)
Phenol-d5	77	(50 - 150)
2-Fluorophenol	56	(50 - 150)
2,4,6-Tribromophenol	87	(50 - 150)

Environmental Quality Mgt., Inc.

Client Sample ID: FWGLL12mw-088C-0587-GW

GC/MS Semivolatiles

Lot-Sample #...:	A8A310224-015	**Work Order #...:**	KGD3Q2AE	**Matrix.....:**	WG
Date Sampled...:	01/31/08 09:35	**Date Received..:**	01/31/08		
Prep Date.....:	02/12/08	**Analysis Date..:**	02/18/08		
Prep Batch #...:	8043257				
Dilution Factor:	1	**Initial Wgt/Vol:**	1050 mL	**Final Wgt/Vol..:**	2 mL
		Method.....:	SW846 8270C		

PARAMETER	RESULT	REPORTING LIMIT	UNITS	MDL
3,3'-Dichlorobenzidine	ND	5.0	ug/L	0.48

SURROGATE	PERCENT RECOVERY	RECOVERY LIMITS
Nitrobenzene-d5	83	(50 - 150)
2-Fluorobiphenyl	74	(50 - 150)
Terphenyl-d14	85	(50 - 150)
Phenol-d5	68	(50 - 150)
2-Fluorophenol	48 *	(50 - 150)
2,4,6-Tribromophenol	93	(50 - 150)

NOTE(S):

* Surrogate recovery is outside stated control limits.

METHOD BLANK REPORT

GC/MS Semivolatiles

Client Lot #...: A8A310224 **Work Order #...:** KGG7W1AA **Matrix.....:** WATER

PARAMETER	RESULT	REPORTING LIMIT	UNITS	METHOD
3-Nitroaniline	ND	2.0	ug/L	SW846 8270C
Acenaphthene	ND	0.20	ug/L	SW846 8270C
2,4-Dinitrophenol	ND	5.0	ug/L	SW846 8270C
4-Nitrophenol	ND	5.0	ug/L	SW846 8270C
Dibenzofuran	ND	1.0	ug/L	SW846 8270C
2,4-Dinitrotoluene	ND	5.0	ug/L	SW846 8270C
Diethyl phthalate	ND	1.0	ug/L	SW846 8270C
4-Chlorophenyl phenyl ether	ND	2.0	ug/L	SW846 8270C
Fluorene	ND	0.20	ug/L	SW846 8270C
4-Nitroaniline	ND	2.0	ug/L	SW846 8270C
4,6-Dinitro-2-methylphenol	ND	5.0	ug/L	SW846 8270C
N-Nitrosodiphenylamine	ND	1.0	ug/L	SW846 8270C
4-Bromophenyl phenyl ether	ND	2.0	ug/L	SW846 8270C
Hexachlorobenzene	ND	0.20	ug/L	SW846 8270C
Pentachlorophenol	ND	5.0	ug/L	SW846 8270C
Phenanthrene	ND	0.20	ug/L	SW846 8270C
Anthracene	ND	0.20	ug/L	SW846 8270C
Carbazole	ND	1.0	ug/L	SW846 8270C
Di-n-butyl phthalate	ND	1.0	ug/L	SW846 8270C
Fluoranthene	ND	0.20	ug/L	SW846 8270C
Pyrene	ND	0.20	ug/L	SW846 8270C
Butyl benzyl phthalate	ND	1.0	ug/L	SW846 8270C
Benzo(a)anthracene	ND	0.20	ug/L	SW846 8270C
Chrysene	ND	0.20	ug/L	SW846 8270C
bis(2-Ethylhexyl) phthalate	ND	10	ug/L	SW846 8270C
Di-n-octyl phthalate	ND	1.0	ug/L	SW846 8270C
Benzo(b)fluoranthene	ND	0.20	ug/L	SW846 8270C
Benzo(k)fluoranthene	ND	0.20	ug/L	SW846 8270C
Benzo(a)pyrene	ND	0.20	ug/L	SW846 8270C
Indeno(1,2,3-cd)pyrene	ND	0.20	ug/L	SW846 8270C
Dibenz(a,h)anthracene	ND	0.20	ug/L	SW846 8270C
Benzo(ghi)perylene	ND	0.20	ug/L	SW846 8270C

SURROGATE	PERCENT RECOVERY	RECOVERY LIMITS
Nitrobenzene-d5	92	(50 - 150)
2-Fluorobiphenyl	93	(50 - 150)
Terphenyl-d14	115	(50 - 150)
Phenol-d5	93	(50 - 150)
2-Fluorophenol	70	(50 - 150)
2,4,6-Tribromophenol	91	(50 - 150)

(Continued on next page)

METHOD BLANK REPORT

GC/MS Semivolatiles

Client Lot #...: A8A310224 **Work Order #...:** KGG7W1AA **Matrix.....:** WATER

NOTE(S):

Calculations are performed before rounding to avoid round-off errors in calculated results.

METHOD BLANK REPORT

GC/MS Semivolatiles

Client Lot #...: A8A310224 **Work Order #...:** KG0KK1AA **Matrix.....:** WATER
MB Lot-Sample #: A8B120000-257

Prep Date.....: 02/12/08 **Final Wgt/Vol..:** 2 mL
Analysis Date..: 02/18/08 **Prep Batch #...:** 8043257
Dilution Factor: 1 **Initial Wgt/Vol:** 1000 mL

PARAMETER	RESULT	REPORTING LIMIT	UNITS	METHOD
3,3'-Dichlorobenzidine	ND	5.0	ug/L	SW846 8270C

SURROGATE	PERCENT RECOVERY	RECOVERY LIMITS
Nitrobenzene-d5	95	(50 - 150)
2-Fluorobiphenyl	86	(50 - 150)
Terphenyl-d14	107	(50 - 150)
Phenol-d5	77	(50 - 150)
2-Fluorophenol	51	(50 - 150)
2,4,6-Tribromophenol	95	(50 - 150)

NOTE(S):

Calculations are performed before rounding to avoid round-off errors in calculated results.

METHOD BLANK REPORT

GC/MS Semivolatiles

Client Lot #...: A8A310224 **Work Order #...:** KG4J61AA **Matrix.....:** WATER
MB Lot-Sample #: A8B140000-266

Prep Date.....: 02/14/08 **Final Wgt/Vol..:** 2 mL
Analysis Date..: 02/18/08 **Prep Batch #...:** 8045266
Dilution Factor: 1 **Initial Wgt/Vol:** 1000 mL

PARAMETER	RESULT	REPORTING LIMIT	UNITS	METHOD
3,3'-Dichlorobenzidine	ND	5.0	ug/L	SW846 8270C

SURROGATE	PERCENT RECOVERY	RECOVERY LIMITS
Nitrobenzene-d5	88	(50 - 150)
2-Fluorobiphenyl	77	(50 - 150)
Terphenyl-d14	97	(50 - 150)
Phenol-d5	66	(50 - 150)
2-Fluorophenol	40 *	(50 - 150)
2,4,6-Tribromophenol	87	(50 - 150)

NOTE(S):

Calculations are performed before rounding to avoid round-off errors in calculated results.

* Surrogate recovery is outside stated control limits.

LABORATORY CONTROL SAMPLE EVALUATION REPORT

GC/MS Semivolatiles

Client Lot #...: A8A310224 Work Order #...: KGG7W1AC Matrix.....: WATER
LCS Lot-Sample#: A8B020000-088
Prep Date.....: 02/03/08 Analysis Date..: 02/06/08
Prep Batch #...: 8033088
Dilution Factor: 1 Final Wgt/Vol..: 2 mL
Initial Wgt/Vol: 1000 mL

PARAMETER	PERCENT RECOVERY	RECOVERY LIMITS	METHOD
Benzoic acid	28 a	(30 - 136)	SW846 8270C
Benzyl alcohol	70	(29 - 115)	SW846 8270C
Phenol	71	(30 - 115)	SW846 8270C
bis(2-Chloroethyl)-ether	83	(30 - 115)	SW846 8270C
2-Chlorophenol	74	(30 - 120)	SW846 8270C
1,3-Dichlorobenzene	57	(30 - 120)	SW846 8270C
1,4-Dichlorobenzene	90	(30 - 115)	SW846 8270C
1,2-Dichlorobenzene	65	(30 - 120)	SW846 8270C
2-Methylphenol	79	(30 - 116)	SW846 8270C
bis(2-Chloroisopropyl) ether	92	(50 - 150)	SW846 8270C
4-Methylphenol	83	(31 - 115)	SW846 8270C
N-Nitrosodi-n-propyl-amine	88	(30 - 132)	SW846 8270C
Hexachloroethane	50	(30 - 120)	SW846 8270C
Nitrobenzene	89	(31 - 115)	SW846 8270C
Isophorone	97	(33 - 115)	SW846 8270C
2-Nitrophenol	84	(33 - 115)	SW846 8270C
2,4-Dimethylphenol	67	(31 - 120)	SW846 8270C
bis(2-Chloroethoxy) methane	89	(30 - 115)	SW846 8270C
2,4-Dichlorophenol	85	(34 - 115)	SW846 8270C
1,2,4-Trichloro-benzene	68	(30 - 120)	SW846 8270C
Naphthalene	73	(30 - 119)	SW846 8270C
4-Chloroaniline	45	(30 - 133)	SW846 8270C
Hexachlorobutadiene	52	(30 - 120)	SW846 8270C
4-Chloro-3-methylphenol	87	(31 - 121)	SW846 8270C
2-Methylnaphthalene	84	(32 - 115)	SW846 8270C
Hexachlorocyclopenta-diene	17 a	(30 - 115)	SW846 8270C
2,4,6-Trichloro-phenol	83	(39 - 115)	SW846 8270C

(Continued on next page)

LABORATORY CONTROL SAMPLE EVALUATION REPORT

GC/MS Semivolatiles

Client Lot #...: A8A310224 Work Order #...: KGG7W1AC Matrix.....: WATER
LCS Lot-Sample#: A8B020000-088

PARAMETER	PERCENT RECOVERY	RECOVERY LIMITS	METHOD
2,4,5-Trichloro-phenol	90	(36 - 135)	SW846 8270C
2-Chloronaphthalene	83	(35 - 115)	SW846 8270C
2-Nitroaniline	94	(36 - 140)	SW846 8270C
Dimethyl phthalate	92	(42 - 116)	SW846 8270C
Acenaphthylene	83	(37 - 115)	SW846 8270C
2,6-Dinitrotoluene	97	(43 - 122)	SW846 8270C
3-Nitroaniline	53	(30 - 138)	SW846 8270C
Acenaphthene	81	(31 - 120)	SW846 8270C
2,4-Dinitrophenol	45	(29 - 146)	SW846 8270C
4-Nitrophenol	82	(30 - 138)	SW846 8270C
Dibenzofuran	85	(40 - 115)	SW846 8270C
2,4-Dinitrotoluene	99	(34 - 151)	SW846 8270C
Diethyl phthalate	95	(43 - 132)	SW846 8270C
4-Chlorophenyl phenyl ether	94	(40 - 115)	SW846 8270C
Fluorene	84	(41 - 115)	SW846 8270C
4-Nitroaniline	64	(30 - 140)	SW846 8270C
4,6-Dinitro-2-methylphenol	75	(42 - 144)	SW846 8270C
N-Nitrosodiphenylamine	80	(35 - 124)	SW846 8270C
4-Bromophenyl phenyl ether	99	(43 - 118)	SW846 8270C
Hexachlorobenzene	88	(42 - 123)	SW846 8270C
Pentachlorophenol	72	(30 - 150)	SW846 8270C
Phenanthrene	86	(45 - 117)	SW846 8270C
Anthracene	88	(45 - 118)	SW846 8270C
Carbazole	92	(49 - 126)	SW846 8270C
Di-n-butyl phthalate	98	(46 - 123)	SW846 8270C
Fluoranthene	98	(47 - 132)	SW846 8270C
Pyrene	87	(35 - 139)	SW846 8270C
Butyl benzyl phthalate	91	(37 - 136)	SW846 8270C
Benzo(a)anthracene	81	(43 - 138)	SW846 8270C
Chrysene	86	(42 - 142)	SW846 8270C
bis(2-Ethylhexyl) phthalate	109	(30 - 154)	SW846 8270C
Di-n-octyl phthalate	101	(36 - 151)	SW846 8270C

(Continued on next page)

LABORATORY CONTROL SAMPLE EVALUATION REPORT

GC/MS Semivolatiles

Client Lot #...: A8A310224 **Work Order #...:** KGG7W1AC **Matrix.....:** WATER
LCS Lot-Sample#: A8B020000-088

PARAMETER	PERCENT RECOVERY	RECOVERY LIMITS	METHOD
Benzo(b)fluoranthene	**94**	**(31 - 146)**	**SW846 8270C**
Benzo(k)fluoranthene	**96**	**(40 - 127)**	**SW846 8270C**
Benzo(a)pyrene	**89**	**(38 - 144)**	**SW846 8270C**
Indeno(1,2,3-cd)pyrene	**99**	**(37 - 130)**	**SW846 8270C**
Dibenz(a,h)anthracene	**102**	**(38 - 130)**	**SW846 8270C**
Benzo(ghi)perylene	**96**	**(35 - 129)**	**SW846 8270C**

SURROGATE	PERCENT RECOVERY	RECOVERY LIMITS
Nitrobenzene-d5	81	(50 - 150)
2-Fluorobiphenyl	81	(50 - 150)
Terphenyl-d14	90	(50 - 150)
Phenol-d5	69	(50 - 150)
2-Fluorophenol	53	(50 - 150)
2,4,6-Tribromophenol	86	(50 - 150)

NOTE(S):

Calculations are performed before rounding to avoid round-off errors in calculated results.

Bold print denotes control parameters

a Spiked analyte recovery is outside stated control limits.

LABORATORY CONTROL SAMPLE EVALUATION REPORT

GC/MS Semivolatiles

Client Lot #...: A8A310224 **Work Order #...:** KG0KK1AC **Matrix.....:** WATER
LCS Lot-Sample#: A8B120000-257
Prep Date.....: 02/12/08 **Analysis Date..:** 02/18/08
Prep Batch #...: 8043257
Dilution Factor: 1 **Final Wgt/Vol..:** 2 mL
Initial Wgt/Vol: 1000 mL

PARAMETER	PERCENT RECOVERY	RECOVERY LIMITS	METHOD
3,3'-Dichlorobenzidine	**60**	**(30 - 160)**	**SW846 8270C**

SURROGATE	PERCENT RECOVERY	RECOVERY LIMITS
Nitrobenzene-d5	90	(50 - 150)
2-Fluorobiphenyl	82	(50 - 150)
Terphenyl-d14	94	(50 - 150)
Phenol-d5	66	(50 - 150)
2-Fluorophenol	36 *	(50 - 150)
2,4,6-Tribromophenol	86	(50 - 150)

NOTE(S):

Calculations are performed before rounding to avoid round-off errors in calculated results.

Bold print denotes control parameters

*. Surrogate recovery is outside stated control limits.

LABORATORY CONTROL SAMPLE EVALUATION REPORT

GC/MS Semivolatiles

Client Lot #...: A8A310224 **Work Order #...:** KG4J61AC-LCS **Matrix.....:** WATER
LCS Lot-Sample#: A8B140000-266 KG4J61AD-LCSD
Prep Date.....: 02/14/08 **Analysis Date..:** 02/18/08
Prep Batch #...: 8045266
Dilution Factor: 1 **Final Wgt/Vol..:** 2 mL
Initial Wgt/Vol: 1000 mL

PARAMETER	PERCENT RECOVERY	RECOVERY LIMITS	RPD	RPD LIMITS	METHOD
3,3'-Dichlorobenzidine	**56**	**(30 - 160)**			**SW846 8270C**
	54	**(30 - 160)**	**2.4**	**(0-30)**	**SW846 8270C**

SURROGATE	PERCENT RECOVERY	RECOVERY LIMITS
Nitrobenzene-d5	93	(50 - 150)
	93	(50 - 150)
2-Fluorobiphenyl	84	(50 - 150)
	83	(50 - 150)
Terphenyl-d14	97	(50 - 150)
	93	(50 - 150)
Phenol-d5	63	(50 - 150)
	69	(50 - 150)
2-Fluorophenol	29 *	(50 - 150)
	36 *	(50 - 150)
2,4,6-Tribromophenol	86	(50 - 150)
	83	(50 - 150)

NOTE(S):

Calculations are performed before rounding to avoid round-off errors in calculated results.

Bold print denotes control parameters

* Surrogate recovery is outside stated control limits.

Laboratory Control Sample / Laboratory Control Sample Duplicate Outlier Report

Method Batch : 8033088 **Analysis Method :** 8270C **Analysis Date :** 02/06/2008

Preparation Batch : 8033088 **Preparation Type :** 3520C **Preparation Date :** 02/03/2008

Lab Reporting Batch : A8A310224 **Lab ID:** STLCAN

			Reported Values		Project Limits (Percent)			
LCS Lab Sample ID	Matrix	Analyte Name	Percent Recovery	RPD	Rejection Point	Lower Limit	Upper Limit	RPD
A8B020000088C	AQ	Benzoic acid	28		30.00	30.00	136.00	30.00
		Hexachlorocyclopentadiene	17		30.00	30.00	115.00	30.00

Associated Samples

Client Sample ID	Lab Sample ID
FWGEQUIPRINSE4-0612-GW	A8A310224004
FWGLL12mw-088C-0587-GW	A8A310224015
FWGLL12mw-107C-0588-GW	A8A310224009
FWGLL12mw-154C-0591-GW	A8A310224006
FWGLL12MW184C-0592-GW	A8A310224002
FWGLL12mw-DUP3-0603-GW	A8A310224011
FWGLL3mw-235C-0578-GW	A8A310224013

Scope of Data Qualification: The outlier in the LCS qualifies that analyte in all samples with the same Preparation Batch ID as the LCS

Project Number and Name: 030240.0006 - Ravenna

MATRIX SPIKE SAMPLE EVALUATION REPORT

GC/MS Semivolatiles

Lot-Sample #...: A8A310224 **Work Order #...:** KGD3Q1AF **Matrix.....:** WG
MS Lot-Sample #: A8A310224-015
Date Sampled...: 01/31/08 09:35 **Date Received..:** 01/31/08
Prep Date.....: 02/03/08 **Analysis Date..:** 02/06/08
Prep Batch #...: 8033088
Dilution Factor: 1 **Initial Wgt/Vol:** 525 mL **Final Wgt/Vol..:** 2 mL

PARAMETER	PERCENT RECOVERY	RECOVERY LIMITS	METHOD
Benzoic acid	81	(45 - 135)	SW846 8270C
Benzyl alcohol	87	(45 - 135)	SW846 8270C
Phenol	88	(45 - 135)	SW846 8270C
bis(2-Chloroethyl)-ether	86	(45 - 135)	SW846 8270C
2-Chlorophenol	83	(45 - 135)	SW846 8270C
1,3-Dichlorobenzene	66	(45 - 135)	SW846 8270C
1,4-Dichlorobenzene	108	(45 - 135)	SW846 8270C
1,2-Dichlorobenzene	74	(45 - 135)	SW846 8270C
2-Methylphenol	85	(45 - 135)	SW846 8270C
bis(2-Chloroisopropyl) ether	95	(45 - 135)	SW846 8270C
4-Methylphenol	89	(45 - 135)	SW846 8270C
N-Nitrosodi-n-propyl-amine	92	(45 - 135)	SW846 8270C
Hexachloroethane	59	(45 - 135)	SW846 8270C
Nitrobenzene	94	(45 - 135)	SW846 8270C
Isophorone	97	(45 - 135)	SW846 8270C
2-Nitrophenol	86	(45 - 135)	SW846 8270C
2,4-Dimethylphenol	62	(45 - 135)	SW846 8270C
bis(2-Chloroethoxy) methane	90	(45 - 135)	SW846 8270C
2,4-Dichlorophenol	89	(45 - 135)	SW846 8270C
1,2,4-Trichloro-benzene	76	(45 - 135)	SW846 8270C
Naphthalene	78	(45 - 135)	SW846 8270C
4-Chloroaniline	74	(45 - 135)	SW846 8270C
Hexachlorobutadiene	59	(45 - 135)	SW846 8270C
4-Chloro-3-methylphenol	89	(45 - 135)	SW846 8270C
2-Methylnaphthalene	85	(45 - 135)	SW846 8270C
Hexachlorocyclopenta-diene	13 a	(45 - 135)	SW846 8270C
2,4,6-Trichloro-phenol	86	(45 - 135)	SW846 8270C
2,4,5-Trichloro-phenol	88	(45 - 135)	SW846 8270C
2-Chloronaphthalene	83	(45 - 135)	SW846 8270C
2-Nitroaniline	91	(45 - 135)	SW846 8270C

(Continued on next page)

MATRIX SPIKE SAMPLE EVALUATION REPORT

GC/MS Semivolatiles

Lot-Sample #...: A8A310224 **Work Order #...:** KGD3Q1AF **Matrix.....:** WG
MS Lot-Sample #: A8A310224-015

PARAMETER	PERCENT RECOVERY	RECOVERY LIMITS	METHOD
Dimethyl phthalate	90	(45 - 135)	SW846 8270C
Acenaphthylene	82	(45 - 135)	SW846 8270C
2,6-Dinitrotoluene	96	(45 - 135)	SW846 8270C
3-Nitroaniline	83	(45 - 135)	SW846 8270C
Acenaphthene	81	(45 - 135)	SW846 8270C
2,4-Dinitrophenol	62	(45 - 135)	SW846 8270C
4-Nitrophenol	94	(45 - 135)	SW846 8270C
Dibenzofuran	84	(45 - 135)	SW846 8270C
2,4-Dinitrotoluene	98	(45 - 135)	SW846 8270C
Diethyl phthalate	89	(45 - 135)	SW846 8270C
4-Chlorophenyl phenyl ether	92	(45 - 135)	SW846 8270C
Fluorene	83	(45 - 135)	SW846 8270C
4-Nitroaniline	90	(45 - 135)	SW846 8270C
4,6-Dinitro-2-methylphenol	79	(45 - 135)	SW846 8270C
N-Nitrosodiphenylamine	72	(45 - 135)	SW846 8270C
4-Bromophenyl phenyl ether	95	(45 - 135)	SW846 8270C
Hexachlorobenzene	85	(45 - 135)	SW846 8270C
Pentachlorophenol	87	(45 - 135)	SW846 8270C
Phenanthrene	81	(45 - 135)	SW846 8270C
Anthracene	81	(45 - 135)	SW846 8270C
Carbazole	88	(45 - 135)	SW846 8270C
Di-n-butyl phthalate	89	(45 - 135)	SW846 8270C
Fluoranthene	90	(45 - 135)	SW846 8270C
Pyrene	86	(45 - 135)	SW846 8270C
Butyl benzyl phthalate	91	(45 - 135)	SW846 8270C
Benzo(a)anthracene	85	(45 - 135)	SW846 8270C
Chrysene	86	(45 - 135)	SW846 8270C
bis(2-Ethylhexyl) phthalate	127	(45 - 135)	SW846 8270C
Di-n-octyl phthalate	96	(45 - 135)	SW846 8270C
Benzo(b)fluoranthene	83	(45 - 135)	SW846 8270C
Benzo(k)fluoranthene	92	(45 - 135)	SW846 8270C
Benzo(a)pyrene	83	(45 - 135)	SW846 8270C
Indeno(1,2,3-cd)pyrene	92	(45 - 135)	SW846 8270C
Dibenz(a,h)anthracene	91	(45 - 135)	SW846 8270C
Benzo(ghi)perylene	88	(45 - 135)	SW846 8270C

(Continued on next page)

MATRIX SPIKE SAMPLE EVALUATION REPORT

GC/MS Semivolatiles

Lot-Sample #...: A8A310224 **Work Order #...:** KGD3Q1AF **Matrix.....:** WG
MS Lot-Sample #: A8A310224-015

SURROGATE	PERCENT RECOVERY	RECOVERY LIMITS
Nitrobenzene-d5	86	(50 - 150)
2-Fluorobiphenyl	85	(50 - 150)
Terphenyl-d14	97	(50 - 150)
Phenol-d5	89	(50 - 150)
2-Fluorophenol	69	(50 - 150)
2,4,6-Tribromophenol	89	(50 - 150)

NOTE(S):

Calculations are performed before rounding to avoid round-off errors in calculated results.

Bold print denotes control parameters

a Spiked analyte recovery is outside stated control limits.

MATRIX SPIKE SAMPLE EVALUATION REPORT

GC/MS Semivolatiles

Client Lot #...:	A8A310224	**Work Order #...:**	KGD3Q1AW-MS	**Matrix.....:**	WG
MS Lot-Sample #:	A8A310224-015		KGD3Q1AX-MSD		
Date Sampled...:	01/31/08 09:35	**Date Received..:**	01/31/08		
Prep Date.....:	02/12/08	**Analysis Date..:**	02/18/08		
Prep Batch #...:	8043257				
Dilution Factor:	1	**Initial Wgt/Vol:**	505 mL	**Final Wgt/Vol..:**	2 mL

PARAMETER	PERCENT RECOVERY	RECOVERY LIMITS	RPD	RPD LIMITS	METHOD
3,3'-Dichlorobenzidine	**24 a**	**(45 - 135)**			**SW846 8270C**
	32 a	**(45 - 135)**	**26**	**(0-40)**	**SW846 8270C**

SURROGATE	PERCENT RECOVERY	RECOVERY LIMITS
Nitrobenzene-d5	87	(50 - 150)
	98	(50 - 150)
2-Fluorobiphenyl	76	(50 - 150)
	87	(50 - 150)
Terphenyl-d14	80	(50 - 150)
	99	(50 - 150)
Phenol-d5	79	(50 - 150)
	80	(50 - 150)
2-Fluorophenol	60	(50 - 150)
	57	(50 - 150)
2,4,6-Tribromophenol	86	(50 - 150)
	96	(50 - 150)

NOTE(S):

Calculations are performed before rounding to avoid round-off errors in calculated results.

Bold print denotes control parameters

a Spiked analyte recovery is outside stated control limits.

Matrix Spike / Matrix Spike Duplicate Recovery and RPD Outlier Report

Method Batch : 8033088 **Analysis Method :** 8270C **Analysis Date :** 02/06/2008

Preparation Batch : 8033088 **Preparation Type :** 3520C **Preparation Date :** 02/03/2008

Lab Reporting Batch : A8A310224 **Lab ID:** STLCAN

Client Sample ID	Lab Sample ID	Matrix	Analyte Name	Reported *		Project Limits (Percent)			
				Percent Recovery	RPD	Rejection Point**	Lower Limit	Upper Limit	RPD
FWGLL12mw-088C-0587	A8A310224015S	AQ	Hexachlorocyclopentadiene	13		0.00	45.00	135.00	40.00

Associated Samples: Parent sample only

Client Sample ID	Lab Sample ID
FWGLL12mw-088C-0587-GW	A8A310224015

* Only those Percent Recovery and/or RPD values outside project limits are listed in this report.
** Metal are also assessed against an upper rejection point of 150 percent for waters and 200 percent for soils and sediments

Project Number and Name: 030240.0006 - Ravenna

Matrix Spike / Matrix Spike Duplicate Recovery and RPD Outlier Report

Method Batch : 8043257 **Analysis Method :** 8270C **Analysis Date :** 02/18/2008

Preparation Batch : 8043257 **Preparation Type :** 3520C **Preparation Date :** 02/12/2008

Lab Reporting Batch : A8A310224 **Lab ID:** STLCAN

Client Sample ID	Lab Sample ID	Matrix	Analyte Name	Reported *		Project Limits (Percent)			
				Percent Recovery	RPD	Rejection Point**	Lower Limit	Upper Limit	RPD
FWGLL12mw-088C-0587	A8A310224015S	AQ	3,3'-Dichlorobenzidine	24		0.00	45.00	135.00	40.00
FWGLL12mw-088C-0587	A8A310224015D		3,3'-Dichlorobenzidine	32		0.00	45.00	135.00	40.00

Associated Samples: Parent sample only

Client Sample ID	Lab Sample ID
FWGLL12mw-088C-0587-GW	A8A310224015

* Only those Percent Recovery and/or RPD values outside project limits are listed in this report.

** Metal are also assessed against an upper rejection point of 150 percent for waters and 200 percent for soils and sediments

Project Number and Name: 030240.0006 - Ravenna

TestAmerica North Canton

CONTINUING CALIBRATION COMPOUNDS

Instrument ID: a4hp7.i
Lab File ID: 7SMH0206.D
Analysis Type:
Lab Sample ID: L6
Method: \\cansvr11\dd\chem\MSS\a4hp7.i\80206a.b\8270p.m

Injection Date: 06-FEB-2008 09:22
Init. Cal. Date(s): 31-JAN-2008 31-JAN-2008
Init. Cal. Times: 13:34 19:10
Quant Type: ISTD

COMPOUND	RRF / AMOUNT	RF5	CCAL RRF5	MIN RRF	%D / %DRIFT	MAX %D / %DRIFT	CURVE TYPE
9 Pyridine	1.95560	2.09162	2.09162	0.010	-6.95542	50.00000	Averaged
10 N-Nitrosodimethylamine	1.20951	1.22877	1.22877	0.010	-1.59221	50.00000	Averaged
11 Ethyl methacrylate	1.80614	1.87907	1.87907	0.010	-4.03807	50.00000	Averaged
12 3-Chloropropionitrile	0.93179	0.97888	0.97888	0.010	-5.05391	50.00000	Averaged
13 Malononitrile	2.38073	2.69015	2.69015	0.010	-12.99654	50.00000	Averaged
209 Benzaldehyde	1.32027	1.28906	1.28906	0.010	2.36391	50.00000	Averaged
21 Aniline	2.92530	3.08782	3.08782	0.010	-5.55592	50.00000	Averaged
22 Phenol	2.24186	2.42494	2.42494	0.010	-8.16624	20.00000	Averaged
23 bis(2-Chloroethyl)ether	1.72210	1.96907	1.96907	0.010	-14.34124	50.00000	Averaged
24 2-Chlorophenol	1.24406	1.33730	1.33730	0.010	-7.49499	50.00000	Averaged
26 1,3-Dichlorobenzene	1.25602	1.33754	1.33754	0.010	-6.49090	50.00000	Averaged
27 1,4-Dichlorobenzene	0.80822	0.84072	0.84072	0.010	-4.02146	20.00000	Averaged
28 1,2-Dichlorobenzene	1.17506	1.28259	1.28259	0.010	-9.15147	50.00000	Averaged
29 Benzyl Alcohol	1.02982	1.14223	1.14223	0.010	-10.91601	50.00000	Averaged
30 2-Methylphenol	1.38371	1.44882	1.44882	0.010	-4.70554	50.00000	Averaged
31 bis(2-Chloroisopropyl)ether	2.03589	2.29692	2.29692	0.010	-12.82122	50.00000	Averaged
37 Acetophenone	2.26327	2.46979	2.46979	0.010	-9.12493	50.00000	Averaged
32 N-Nitroso-di-n-propylamine	1.58258	1.73524	1.73524	0.050	-9.64598	50.00000	Averaged
192 4-Methylphenol	1.49272	1.63537	1.63537	0.010	-9.55695	50.00000	Averaged
34 Hexachloroethane	0.55655	0.60121	0.60121	0.010	-8.02297	50.00000	Averaged
35 Nitrobenzene	0.53975	0.56646	0.56646	0.010	-4.94916	50.00000	Averaged
41 Isophorone	0.92242	0.99935	0.99935	0.010	-8.34035	50.00000	Averaged
42 2-Nitrophenol	0.17476	0.19033	0.19033	0.010	-8.90752	20.00000	Averaged
43 2,4-Dimethylphenol	0.43771	0.47126	0.47126	0.010	-7.66546	50.00000	Averaged
44 bis(2-Chloroethoxy)methane	0.49646	0.52253	0.52253	0.010	-5.25206	50.00000	Averaged
46 2,4-Toluenediamene	5.00000	4.43806	0.16298	0.010	11.23877	0.000e+000	Quadratic
47 1,3,5-Trichlorobenzene	0.24610	0.25980	0.25980	0.010	-5.56608	50.00000	Averaged
48 2,4-Dichlorophenol	0.24996	0.26837	0.26837	0.010	-7.36866	20.00000	Averaged
49 Benzoic Acid	0.23000	0.19992	0.19992	0.010	13.07841	50.00000	Averaged
50 1,2,4-Trichlorobenzene	0.26348	0.28088	0.28088	0.010	-6.60341	50.00000	Averaged
51 Naphthalene	0.96613	1.00474	1.00474	0.010	-3.99685	50.00000	Averaged
52 4-Chloroaniline	0.43418	0.45358	0.45358	0.010	-4.46837	50.00000	Averaged
56 Hexachlorobutadiene	0.15855	0.16749	0.16749	0.010	-5.63973	20.00000	Averaged
210 Caprolactam	0.11759	0.13157	0.13157	0.010	-11.88453	50.00000	Averaged
57 1,2,3-Trichlorobenzene	0.23674	0.25314	0.25314	0.010	-6.92532	50.00000	Averaged
59 4-Chloro-3-Methylphenol	0.37178	0.39609	0.39609	0.010	-6.53793	20.00000	Averaged
62 2-Methylnaphthalene	0.57163	0.60193	0.60193	0.010	-5.30081	50.00000	Averaged
63 1-Methylnaphthalene	0.60588	0.62530	0.62530	0.010	-3.20532	50.00000	Averaged
64 Hexachlorocyclopentadiene	0.33762	0.23181	0.23181	0.050	31.34108	50.00000	Averaged
66 2,4,6-Trichlorophenol	0.35063	0.36145	0.36145	0.010	-3.08386	20.00000	Averaged
67 2,4,5-Trichlorophenol	0.37023	0.38732	0.38732	0.010	-4.61689	50.00000	Averaged
211 1,1'-Biphenyl	1.42892	1.47267	1.47267	0.010	-3.06144	50.00000	Averaged

TestAmerica North Canton

CONTINUING CALIBRATION COMPOUNDS

Instrument ID: a4hp7.i
Lab File ID: 7SMH0206.D
Analysis Type:
Lab Sample ID: L6
Method: \\cansvr11\dd\chem\MSS\a4hp7.i\80206a.b\8270p.m

Injection Date: 06-FEB-2008 09:22
Init. Cal. Date(s): 31-JAN-2008 31-JAN-2008
Init. Cal. Times: 13:34 19:10
Quant Type: ISTD

COMPOUND	RRF / AMOUNT	RF5	CCAL RRF5	MIN RRF	%D / %DRIFT	MAX %D / %DRIFT	CURVE TYPE
68 1,2,3,5-Tetrachlorobenzene	0.49841	0.51117	0.51117	0.010	-2.55872	50.00000	Averaged
70 2-Chloronaphthalene	1.04774	1.07351	1.07351	0.010	-2.45959	50.00000	Averaged
73 2-Nitroaniline	0.54416	0.59734	0.59734	0.010	-9.77192	50.00000	Averaged
74 1,2,3,4-Tetrachlorobenzene	0.45385	0.46474	0.46474	0.010	-2.39909	50.00000	Averaged
76 Dimethylphthalate	1.23030	1.29167	1.29167	0.010	-4.98810	50.00000	Averaged
78 2,6-Dinitrotoluene	0.27305	0.30001	0.30001	0.010	-9.87299	50.00000	Averaged
79 Acenaphthylene	1.81922	1.89746	1.89746	0.010	-4.30062	50.00000	Averaged
80 1,2-Dinitrobenzene	0.14298	0.14922	0.14922	0.010	-4.36157	50.00000	Averaged
81 3-Nitroaniline	0.30290	0.33054	0.33054	0.010	-9.12704	50.00000	Averaged
82 Acenaphthene	1.12475	1.14366	1.14366	0.010	-1.68059	20.00000	Averaged
83 2,4-Dinitrophenol	0.22136	0.20557	0.20557	0.050	7.13028	50.00000	Averaged
85 4-Nitrophenol	0.24460	0.25978	0.25978	0.050	-6.20533	50.00000	Averaged
86 Dibenzofuran	1.59506	1.64059	1.64059	0.010	-2.85488	50.00000	Averaged
87 2,4-Dinitrotoluene	0.36847	0.40344	0.40344	0.010	-9.49179	50.00000	Averaged
91 2,3,5,6-Tetrachlorophenol	0.31856	0.30616	0.30616	0.010	3.89357	50.00000	Averaged
93 Diethylphthalate	1.31615	1.39311	1.39311	0.010	-5.84695	50.00000	Averaged
94 Fluorene	1.32472	1.37815	1.37815	0.010	-4.03392	50.00000	Averaged
95 4-Chlorophenyl-phenylether	0.59385	0.61863	0.61863	0.010	-4.17260	50.00000	Averaged
96 4-Nitroaniline	0.32890	0.35780	0.35780	0.010	-8.78705	50.00000	Averaged
98 4,6-Dinitro-2-methylphenol	0.14021	0.13029	0.13029	0.010	7.07394	50.00000	Averaged
99 N-Nitrosodiphenylamine	0.53215	0.50911	0.50911	0.010	4.33015	20.00000	Averaged
100 1,2-Diphenylhydrazine	1.15871	1.25580	1.25580	0.010	-8.37933	50.00000	Averaged
106 4-Bromophenyl-phenylether	0.17743	0.18862	0.18862	0.010	-6.30319	50.00000	Averaged
107 Hexachlorobenzene	0.17436	0.18248	0.18248	0.010	-4.65846	50.00000	Averaged
212 Atrazine	0.19376	0.20254	0.20254	0.010	-4.53421	50.00000	Averaged
111 Pentachlorophenol	0.11918	0.09557	0.09557	0.010	19.80837	20.00000	Averaged
115 Phenanthrene	1.07534	1.09890	1.09890	0.010	-2.19044	50.00000	Averaged
116 Anthracene	1.06548	1.11516	1.11516	0.010	-4.66291	50.00000	Averaged
119 Carbazole	0.98651	1.04253	1.04253	0.010	-5.67850	50.00000	Averaged
120 Di-n-Butylphthalate	1.24846	1.33948	1.33948	0.010	-7.29067	50.00000	Averaged
123 Fluoranthene	1.12473	1.18529	1.18529	0.010	-5.38420	20.00000	Averaged
124 Benzidine	0.67160	0.80320	0.80320	0.010	-19.59535	50.00000	Averaged
125 Pyrene	1.25932	1.33576	1.33576	0.010	-6.06935	50.00000	Averaged
131 Butylbenzylphthalate	0.56971	0.63053	0.63053	0.010	-10.67459	50.00000	Averaged
133 3,3'-Dimethoxybenzidine	0.27467	0.34834	0.34834	0.010	-26.82107	50.00000	Averaged
135 3,3'-Dichlorobenzidine	0.40692	0.45802	0.45802	0.010	-12.55928	50.00000	Averaged
136 Benzo(a)Anthracene	1.19608	1.24707	1.24707	0.010	-4.26336	50.00000	Averaged
137 Chrysene	1.09612	1.17414	1.17414	0.010	-7.11742	50.00000	Averaged
138 4,4'-Methylene bis(o-chloro	0.22098	0.24695	0.24695	0.010	-11.75410	50.00000	Averaged
139 bis(2-ethylhexyl)Phthalate	0.79366	0.89437	0.89437	0.010	-12.68863	50.00000	Averaged
140 Di-n-octylphthalate	1.51474	1.74371	1.74371	0.010	-15.11590	20.00000	Averaged
141 Benzo(b)fluoranthene	1.26646	1.37336	1.37336	0.010	-8.44065	50.00000	Averaged

TestAmerica North Canton

CONTINUING CALIBRATION COMPOUNDS

Instrument ID: a4hp7.i Injection Date: 06-FEB-2008 09:22
Lab File ID: 7SMH0206.D Init. Cal. Date(s): 31-JAN-2008 31-JAN-2008
Analysis Type: Init. Cal. Times: 13:34 19:10
Lab Sample ID: L6 Quant Type: ISTD
Method: \\cansvr11\dd\chem\MSS\a4hp7.i\80206a.b\8270p.m

COMPOUND	RRF / AMOUNT	RF5	CCAL RRF5	MIN RRF	%D / %DRIFT	MAX %D / %DRIFT	CURVE TYPE
142 Benzo(k)fluoranthene	1.25212	1.34923	1.34923	0.010	-7.75561	50.00000	Averaged
146 Benzo(a)pyrene	1.11476	1.23855	1.23855	0.010	-11.10458	20.00000	Averaged
149 Indeno(1,2,3-cd)pyrene	1.21395	1.34436	1.34436	0.010	-10.74220	50.00000	Averaged
150 Dibenz(a,h)anthracene	1.05462	1.15974	1.15974	0.010	-9.96759	50.00000	Averaged
151 Benzo(g,h,i)perylene	1.04493	1.12077	1.12077	0.010	-7.25758	50.00000	Averaged
198 1,4-Dioxane	0.70653	0.65839	0.65839	0.010	6.81320	50.00000	Averaged
$ 154 Nitrobenzene-d5	0.55664	0.55794	0.55794	0.010	-0.23327	50.00000	Averaged
$ 155 2-Fluorobiphenyl	1.24914	1.29983	1.29983	0.010	-4.05849	50.00000	Averaged
$ 156 Terphenyl-d14	0.80262	0.84654	0.84654	0.010	-5.47141	50.00000	Averaged
$ 157 Phenol-d5	2.06709	2.23864	2.23864	0.010	-8.29896	50.00000	Averaged
$ 158 2-Fluorophenol	1.31560	1.37382	1.37382	0.010	-4.42587	50.00000	Averaged
$ 159 2,4,6-Tribromophenol	0.13458	0.13846	0.13846	0.010	-2.88513	50.00000	Averaged
$ 186 2-Chlorophenol-d4	1.16540	1.24047	1.24047	0.010	-6.44200	50.00000	Averaged
$ 187 1,2-Dichlorobenzene-d4	0.79688	0.87283	0.87283	0.010	-9.53062	50.00000	Averaged
M 195 Cresols, total	2.87642	3.08419	3.08419	0.010	-7.22317	50.00000	Averaged
101 Diphenylamine	0.53215	0.50911	0.50911	0.010	4.33015	50.00000	Averaged

TestAmerica North Canton

RECOVERY REPORT

Client Name: Client SDG: SDGa00278
Sample Matrix: LIQUID Fraction: SV
Lab Smp Id: qcmrlck
Level: LOW Operator: 001710
Data Type: MS DATA SampleType: MRL
SpikeList File: qcmrl.spk Quant Type: ISTD
Sublist File: qcmrl.sub
Method File: \\cansvr11\dd\chem\MSS\a4hp7.i\80206a.b\8270P.m
Misc Info:

2/12/08 @ 1002

SPIKE	COMPOUND	CONC ADDED ug/L	CONC RECOVERED ug/L	% RECOVERED	LIMITS
82	Acenaphthene	10.000	10.078	100.78	70-130
79	Acenaphthylene	10.000	10.296	102.96	70-130
116	Anthracene	10.000	10.231	102.31	70-130
136	Benzo(a)Anthracene	10.000	10.103	101.03	70-130
141	Benzo(b)fluoranthe	10.000	10.158	101.58	70-130
151	Benzo(g,h,i)peryle	10.000	10.334	103.34	70-130
146	Benzo(a)pyrene	10.000	10.842	108.42	70-130
29	Benzyl Alcohol	10.000	10.027	100.27	70-130
44	bis(2-Chloroethoxy	10.000	10.201	102.01	70-130
23	bis(2-Chloroethyl)	10.000	10.029	100.29	70-130
31	bis(2-Chloroisopro	10.000	10.691	106.91	70-130
139	bis(2-ethylhexyl)P	10.000	10.757	107.57	70-130
106	4-Bromophenyl-phen	10.000	10.435	104.35	70-130
131	Butylbenzylphthala	10.000	10.840	108.40	70-130
52	4-Chloroaniline	10.000	9.9040	99.04	70-130
70	2-Chloronaphthalen	10.000	10.120	101.20	70-130
95	4-Chlorophenyl-phe	10.000	10.292	102.92	70-130
137	Chrysene	10.000	10.181	101.81	70-130
150	Dibenz(a,h)anthrac	10.000	10.768	107.68	70-130
86	Dibenzofuran	10.000	10.068	100.68	70-130
120	Di-n-Butylphthalat	10.000	10.623	106.23	70-130
28	1,2-Dichlorobenzen	10.000	10.343	103.43	70-130
26	1,3-Dichlorobenzen	10.000	10.364	103.64	70-130
27	1,4-Dichlorobenzen	10.000	10.220	102.20	70-130
135	3,3'-Dichlorobenzi	10.000	10.858	108.58	70-130
93	Diethylphthalate	10.000	10.309	103.09	70-130
76	Dimethylphthalate	10.000	10.306	103.06	70-130
87	2,4-Dinitrotoluene	10.000	10.549	105.49	70-130
78	2,6-Dinitrotoluene	10.000	10.523	105.23	70-130
140	Di-n-octylphthalat	10.000	11.063	110.63	70-130
123	Fluoranthene	10.000	10.276	102.76	70-130
94	Fluorene	10.000	10.169	101.69	70-130
107	Hexachlorobenzene	10.000	10.449	104.49	70-130
56	Hexachlorobutadien	10.000	10.578	105.78	70-130
64	Hexachlorocyclopen	10.000	6.4966	64.97*	70-130
34	Hexachloroethane	10.000	10.468	104.69	70-130
149	Indeno(1,2,3-cd)py	10.000	10.701	107.01	70-130
41	Isophorone	10.000	10.656	106.56	70-130
63	1-Methylnaphthalen	10.000	10.288	102.89	70-130
62	2-Methylnaphthalen	10.000	10.283	102.83	70-130

SPIKE	COMPOUND	CONC ADDED ug/L	CONC RECOVERED ug/L	% RECOVERED	LIMITS
51	Naphthalene	10.000	10.424	104.24	70-130
73	2-Nitroaniline	10.000	10.852	108.52	70-130
81	3-Nitroaniline	10.000	10.532	105.32	70-130
96	4-Nitroaniline	10.000	10.781	107.81	70-130
35	Nitrobenzene	10.000	10.544	105.44	70-130
32	N-Nitroso-di-n-pro	10.000	10.612	106.12	70-130
99	N-Nitrosodiphenyla	10.000	10.656	106.56	70-130
115	Phenanthrene	10.000	10.094	100.94	70-130
125	Pyrene	10.000	10.323	103.23	70-130
50	1,2,4-Trichloroben	10.000	10.331	103.31	70-130
49	Benzoic Acid	20.000	16.565	82.82	70-130
59	4-Chloro-3-Methylp	10.000	10.610	106.10	70-130
24	2-Chlorophenol	10.000	10.232	102.32	70-130
48	2,4-Dichlorophenol	10.000	10.529	105.29	70-130
43	2,4-Dimethylphenol	10.000	10.773	107.73	70-130
98	4,6-Dinitro-2-meth	10.000	8.5262	85.26	70-130
83	2,4-Dinitrophenol	20.000	14.826	74.13	70-130
30	2-Methylphenol	10.000	10.034	100.34	70-130
192	4-Methylphenol	10.000	10.362	103.62	70-130
42	2-Nitrophenol	10.000	10.352	103.52	70-130
85	4-Nitrophenol	10.000	10.487	104.87	70-130
111	Pentachlorophenol	20.000	15.035	75.18	70-130
22	Phenol	10.000	10.275	102.75	70-130
67	2,4,5-Trichlorophe	10.000	9.8593	98.59	70-130
66	2,4,6-Trichlorophe	10.000	9.9532	99.53	70-130
119	Carbazole	10.000	10.345	103.45	70-130
142	Benzo(k)fluoranthe	10.000	11.063	110.63	70-130
37	Acetophenone	10.000	10.390	103.90	70-130
209	Benzaldehyde	10.000	11.125	111.25	70-130
210	Caprolactam	10.000	11.279	112.79	70-130
211	1,1'-Biphenyl	10.000	10.060	100.60	70-130
212	Atrazine	10.000	10.780	107.80	70-130
21	Aniline	10.000	9.6670	96.67	70-130
10	N-Nitrosodimethyla	10.000	10.015	100.15	70-130
80	1,2-Dinitrobenzene	10.000	10.486	104.86	70-130
91	2,3,5,6-Tetrachlor	10.000	8.9296	89.30	70-130

TestAmerica North Canton

RECOVERY REPORT

Client Name: Client SDG: SDGa00278
Sample Matrix: LIQUID Fraction: SV
Lab Smp Id: qcmrlcl
Level: LOW Operator: 001710
Data Type: MS DATA SampleType: MRL
SpikeList File: qcmrl.spk Quant Type: ISTD
Sublist File: qcmrl.sub
Method File: \\cansvr11\dd\chem\MSS\a4hp7.i\80206a.b\8270P.m
Misc Info:

2/14/08 @ 1738

SPIKE	COMPOUND	CONC ADDED ug/L	CONC RECOVERED ug/L	% RECOVERED	LIMITS
82	Acenaphthene	10.000	10.128	101.28	70-130
79	Acenaphthylene	10.000	10.403	104.03	70-130
116	Anthracene	10.000	9.8855	98.85	70-130
136	Benzo(a)Anthracene	10.000	10.239	102.39	70-130
141	Benzo(b)fluoranthe	10.000	9.9519	99.52	70-130
151	Benzo(g,h,i)peryle	10.000	10.425	104.25	70-130
146	Benzo(a)pyrene	10.000	10.698	106.98	70-130
29	Benzyl Alcohol	10.000	9.6927	96.93	70-130
44	bis(2-Chloroethoxy	10.000	10.303	103.03	70-130
23	bis(2-Chloroethyl)	10.000	10.502	105.02	70-130
31	bis(2-Chloroisopro	10.000	10.971	109.71	70-130
139	bis(2-ethylhexyl)P	10.000	10.681	106.81	70-130
106	4-Bromophenyl-phen	10.000	10.591	105.91	70-130
131	Butylbenzylphthala	10.000	10.696	106.96	70-130
52	4-Chloroaniline	10.000	9.9479	99.48	70-130
70	2-Chloronaphthalen	10.000	10.367	103.67	70-130
95	4-Chlorophenyl-phe	10.000	10.632	106.32	70-130
137	Chrysene	10.000	10.162	101.62	70-130
150	Dibenz(a,h)anthrac	10.000	10.514	105.14	70-130
86	Dibenzofuran	10.000	10.166	101.67	70-130
120	Di-n-Butylphthalat	10.000	10.493	104.93	70-130
28	1,2-Dichlorobenzen	10.000	10.233	102.33	70-130
26	1,3-Dichlorobenzen	10.000	10.120	101.20	70-130
27	1,4-Dichlorobenzen	10.000	9.7736	97.74	70-130
135	3,3'-Dichlorobenzi	10.000	10.435	104.35	70-130
93	Diethylphthalate	10.000	10.537	105.37	70-130
76	Dimethylphthalate	10.000	10.412	104.12	70-130
87	2,4-Dinitrotoluene	10.000	10.812	108.12	70-130
78	2,6-Dinitrotoluene	10.000	10.866	108.66	70-130
140	Di-n-octylphthalat	10.000	11.233	112.33	70-130
123	Fluoranthene	10.000	10.243	102.43	70-130
94	Fluorene	10.000	10.118	101.18	70-130
107	Hexachlorobenzene	10.000	10.081	100.81	70-130
56	Hexachlorobutadien	10.000	10.483	104.83	70-130
64	Hexachlorocyclopen	10.000	7.8454	78.45	70-130
34	Hexachloroethane	10.000	10.676	106.76	70-130
149	Indeno(1,2,3-cd)py	10.000	10.666	106.66	70-130
41	Isophorone	10.000	11.019	110.19	70-130
63	1-Methylnaphthalen	10.000	10.515	105.15	70-130
62	2-Methylnaphthalen	10.000	10.694	106.94	70-130

SPIKE	COMPOUND	CONC ADDED ug/L	CONC RECOVERED ug/L	% RECOVERED	LIMITS
51	Naphthalene	10.000	10.532	105.32	70-130
73	2-Nitroaniline	10.000	10.965	109.65	70-130
81	3-Nitroaniline	10.000	10.323	103.23	70-130
96	4-Nitroaniline	10.000	10.737	107.37	70-130
35	Nitrobenzene	10.000	10.872	108.72	70-130
32	N-Nitroso-di-n-pro	10.000	11.277	112.77	70-130
99	N-Nitrosodiphenyla	10.000	10.282	102.82	70-130
115	Phenanthrene	10.000	10.022	100.22	70-130
125	Pyrene	10.000	10.106	101.06	70-130
50	1,2,4-Trichloroben	10.000	10.772	107.72	70-130
49	Benzoic Acid	20.000	18.183	90.92	70-130
59	4-Chloro-3-Methylp	10.000	11.000	110.00	70-130
24	2-Chlorophenol	10.000	10.438	104.38	70-130
48	2,4-Dichlorophenol	10.000	10.813	108.13	70-130
43	2,4-Dimethylphenol	10.000	10.644	106.44	70-130
98	4,6-Dinitro-2-meth	10.000	8.6094	86.09	70-130
83	2,4-Dinitrophenol	20.000	14.945	74.72	70-130
30	2-Methylphenol	10.000	11.290	112.90	70-130
192	4-Methylphenol	10.000	10.629	106.29	70-130
42	2-Nitrophenol	10.000	10.793	107.93	70-130
85	4-Nitrophenol	10.000	10.418	104.18	70-130
111	Pentachlorophenol	20.000	19.038	95.19	70-130
22	Phenol	10.000	10.521	105.21	70-130
67	2,4,5-Trichlorophe	10.000	10.061	100.61	70-130
66	2,4,6-Trichlorophe	10.000	10.248	102.48	70-130
119	Carbazole	10.000	10.169	101.69	70-130
142	Benzo(k)fluoranthe	10.000	10.844	108.44	70-130
37	Acetophenone	10.000	10.813	108.13	70-130
209	Benzaldehyde	10.000	12.032	120.32	70-130
210	Caprolactam	10.000	10.203	102.03	70-130
211	1,1'-Biphenyl	10.000	10.138	101.38	70-130
212	Atrazine	10.000	10.392	103.92	70-130
21	Aniline	10.000	9.9050	99.05	70-130
10	N-Nitrosodimethyla	10.000	10.141	101.41	70-130
80	1,2-Dinitrobenzene	10.000	10.577	105.77	70-130
91	2,3,5,6-Tetrachlor	10.000	10.021	100.21	70-130

TestAmerica North Canton

RECOVERY REPORT

ekmw 2/19/08

Client Name: Client SDG: SDGa00278
Sample Matrix: LIQUID Fraction: SV
Lab Smp Id: qcmrlcl
Level: LOW Operator: 001710
Data Type: MS DATA SampleType: MRL
SpikeList File: qcmrl.spk Quant Type: ISTD
Sublist File: qcmrl.sub
Method File: \\cansvr11\dd\chem\MSS\a4hp7.i\80218a.b\8270P.m
Misc Info:

2/18/08 2008

SPIKE	COMPOUND	CONC ADDED ug/L	CONC RECOVERED ug/L	% RECOVERED	LIMITS
82	Acenaphthene	10.000	10.275	102.75	70-130
79	Acenaphthylene	10.000	10.246	102.46	70-130
116	Anthracene	10.000	10.067	100.67	70-130
136	Benzo(a)Anthracene	10.000	10.075	100.75	70-130
141	Benzo(b)fluoranthe	10.000	10.154	101.54	70-130
151	Benzo(g,h,i)peryle	10.000	10.767	107.67	70-130
146	Benzo(a)pyrene	10.000	10.452	104.52	70-130
29	Benzyl Alcohol	10.000	9.9179	99.18	70-130
44	bis(2-Chloroethoxy	10.000	10.708	107.08	70-130
23	bis(2-Chloroethyl)	10.000	7.8354	78.35	70-130
31	bis(2-Chloroisopro	10.000	10.919	109.19	70-130
139	bis(2-ethylhexyl)P	10.000	10.120	101.20	70-130
106	4-Bromophenyl-phen	10.000	10.598	105.98	70-130
131	Butylbenzylphthala	10.000	10.162	101.62	70-130
52	4-Chloroaniline	10.000	9.6544	96.54	70-130
70	2-Chloronaphthalen	10.000	10.075	100.75	70-130
95	4-Chlorophenyl-phe	10.000	10.458	104.58	70-130
137	Chrysene	10.000	10.711	107.11	70-130
150	Dibenz(a,h)anthrac	10.000	10.824	108.24	70-130
86	Dibenzofuran	10.000	10.221	102.21	70-130
120	Di-n-Butylphthalat	10.000	10.055	100.55	70-130
28	1,2-Dichlorobenzen	10.000	9.1655	91.65	70-130
26	1,3-Dichlorobenzen	10.000	8.8932	88.93	70-130
27	1,4-Dichlorobenzen	10.000	10.081	100.81	70-130
135	3,3'-Dichlorobenzi	10.000	9.6435	96.44	70-130
93	Diethylphthalate	10.000	10.184	101.84	70-130
76	Dimethylphthalate	10.000	10.332	103.33	70-130
87	2,4-Dinitrotoluene	10.000	10.461	104.61	70-130
78	2,6-Dinitrotoluene	10.000	10.310	103.10	70-130
140	Di-n-octylphthalat	10.000	10.495	104.95	70-130
123	Fluoranthene	10.000	10.122	101.22	70-130
94	Fluorene	10.000	10.232	102.32	70-130
107	Hexachlorobenzene	10.000	10.563	105.63	70-130
56	Hexachlorobutadien	10.000	10.660	106.60	70-130
64	Hexachlorocyclopen	10.000	9.4878	94.88	70-130
34	Hexachloroethane	10.000	10.050	100.50	70-130
149	Indeno(1,2,3-cd)py	10.000	10.907	109.07	70-130
41	Isophorone	10.000	10.496	104.96	70-130
63	1-Methylnaphthalen	10.000	10.418	104.18	70-130
62	2-Methylnaphthalen	10.000	10.634	106.34	70-130

SPIKE	COMPOUND	CONC ADDED ug/L	CONC RECOVERED ug/L	% RECOVERED	LIMITS
51	Naphthalene	10.000	10.438	104.38	70-130
73	2-Nitroaniline	10.000	10.748	107.48	70-130
81	3-Nitroaniline	10.000	10.172	101.72	70-130
96	4-Nitroaniline	10.000	9.8179	98.18	70-130
35	Nitrobenzene	10.000	10.825	108.25	70-130
32	N-Nitroso-di-n-pro	10.000	9.9018	99.02	70-130
99	N-Nitrosodiphenyla	10.000	10.458	104.58	70-130
115	Phenanthrene	10.000	10.200	102.00	70-130
125	Pyrene	10.000	10.123	101.23	70-130
50	1,2,4-Trichloroben	10.000	10.754	107.54	70-130
49	Benzoic Acid	20.000	14.627	73.14	70-130
59	4-Chloro-3-Methylp	10.000	10.316	103.16	70-130
24	2-Chlorophenol	10.000	9.5003	95.00	70-130
48	2,4-Dichlorophenol	10.000	10.281	102.81	70-130
43	2,4-Dimethylphenol	10.000	10.391	103.91	70-130
98	4,6-Dinitro-2-meth	10.000	8.0567	80.57	70-130
83	2,4-Dinitrophenol	20.000	13.701	68.51*	70-130
30	2-Methylphenol	10.000	10.537	105.37	70-130
192	4-Methylphenol	10.000	10.037	100.37	70-130
42	2-Nitrophenol	10.000	10.284	102.84	70-130
85	4-Nitrophenol	10.000	8.3784	83.78	70-130
111	Pentachlorophenol	20.000	19.947	99.73	70-130
22	Phenol	10.000	9.2741	92.74	70-130
67	2,4,5-Trichlorophe	10.000	10.562	105.62	70-130
66	2,4,6-Trichlorophe	10.000	10.034	100.34	70-130
119	Carbazole	10.000	9.9652	99.65	70-130
142	Benzo(k)fluoranthe	10.000	10.589	105.89	70-130
37	Acetophenone	10.000	10.153	101.53	70-130
209	Benzaldehyde	10.000	9.7815	97.82	70-130
210	Caprolactam	10.000	8.8336	88.34	70-130
211	1,1'-Biphenyl	10.000	10.327	103.27	70-130
212	Atrazine	10.000	10.595	105.95	70-130
21	Aniline	10.000	9.0067	90.07	70-130
10	N-Nitrosodimethyla	10.000	9.1067	91.07	70-130
80	1,2-Dinitrobenzene	10.000	10.283	102.83	70-130
91	2,3,5,6-Tetrachlor	10.000	10.328	103.28	70-130

QC Outlier Report: Holding Times

Lab Report Batch: A8A310224

Lab ID: STLCAN

					Actual Holding Time			Criteria				Reported Dates (and Times)		
Client Sample ID	Lab Sample ID	Analysis Method	Matrix	Prep Method	Coll To Prep	Prep To Ana	Coll To Ana	Coll To Prep	Prep To Ana	Coll To Ana	Unit of Meas	Collection Date	Preparation Date	Analysis Date
FWGEQUIPRINSE4-	A8A310224004	8270C	AQ	3520C	12.0	6.0		7	40		Days	01/31/2008	02/12/2008	02/18/2008
FWGLL12mw-088C-0	A8A310224015	8270C	AQ	3520C	12.0	6.0		7	40		Days	01/31/2008	02/12/2008	02/18/2008
FWGLL12mw-088C-0	A8A310224015S	8270C	AQ	3520C	12.0	6.0		7	40		Days	01/31/2008	02/12/2008	02/18/2008
FWGLL12mw-088C-0	A8A310224015D	8270C	AQ	3520C	12.0	6.0		7	40		Days	01/31/2008	02/12/2008	02/18/2008
FWGLL12mw-107C-0	A8A310224009	8270C	AQ	3520C	12.0	6.0		7	40		Days	01/31/2008	02/12/2008	02/18/2008
FWGLL12mw-154C-0	A8A310224006	8270C	AQ	3520C	13.0	6.0		7	40		Days	01/30/2008	02/12/2008	02/18/2008
FWGLL12MW184C-0	A8A310224002	8270C	AQ	3520C	14.0	4.0		7	40		Days	01/31/2008	02/14/2008	02/18/2008
FWGLL12mw-DUP3-	A8A310224011	8270C	AQ	3520C	12.0	6.0		7	40		Days	01/31/2008	02/12/2008	02/18/2008
FWGLL3mw-235C-05	A8A310224013	8270C	AQ	3520C	12.0	6.0		7	40		Days	01/31/2008	02/12/2008	02/18/2008

PESTICIDE DATA

Ravenna, OH Data Review Checklist

Project Number: 030240.0006.05
Sample Event: January 2008
Data Reviewer/Date: Angye Dragotta/ March 13, 2008

SDG: A8A310224 R0
Analysis: SW846 8081

Review Questions:	Yes	No	N/A	Comments	Qual/Criteria
1. Did Chain-of-Custody information agree with laboratory report?	✓			COC#: 336184,336178,117213	
2. Were samples preserved properly and received in good condition?	✓			Sample coolers were received between 1.1 and 4.8°C. Upon receipt, it was documented by the laboratory, that the samples were not frozen and received in good condition. No qualifications were made to sample results based on temperatures less than 2°C.	QAPP Table 4-2, NELAC
3. Were holding times met?	✓			Samples collected 1/30/08 and 1/31/08, extracted on 2/4/08, and analyzed on 2/7/08.	QAPP Table 4-2 J/UJ/R
4. Were sample storage requirements met?	✓				QAPP Table 4-2
5. Were QAPP specified PQLs achieved?	✓				QAPP Table 3-5
6. Were all QAPP-specified target analytes reported?	✓				QAPP Table 3-5
7. Was a DDT standard analyzed every 12 hours? Was the DDT %breakdown < 15%?	✓			A2HP9: 2/5/08 @1205 2/7/08@1006,2116	LCG Table 4 >15%=J/R
8. Was an endrin standard analyzed every 12 hours? Was endrin %breakdown <15%?	✓			A2HP9: 2/5/08 @1205 2/7/08@1006,2116	LCG Table 4 >15%=J/R
9. Does the initial calibration curve consist of 5 concentration levels?	✓			Instrument A2HP9 2/5/08 Stds = 0.005, 0.01, 0.025, 0.05, 0.1, 0.20	LCG Table 4 R
10. Were the %RSDs for each analyte ≤ 20%? OR was the average %RSD ≤ 20% with the r^2 >0.990?	✓				LCG Table 4 RSD>20% or r<0.99=J/R
11. Was a blank run prior to the initial calibration?			✓	No data provided to evaluate.	
12. Was a MDL Level Verification performed once per quarter with all target analytes detected?	✓			1/10/2008	LCG Table 4 R
13. Was a MRL Verification performed at the beginning and end of the sequence or every 12 hours with results 70-130%?		✓		2/7/08@1135,1902 2/7/08 @ 1135 front column – methoxychlor recovered at 133%. Detected results were qualified estimated "J". Back column 2/7/08@1902- gamma-BHC recovered at 50.99%. As there were no detected results for gamma-BHC and back column was used for confirmation only, no qualifications were made.	LCG Table 4 >130%=J; 65-70%%=J/UJ; <65%=J/R

Ravenna, OH Data Review Checklist

Project Number: 030240.0006.05
Sample Event: January 2008
Data Reviewer/Date: Angye Dragotta/ March 13, 2008

SDG: A8A310224 R0
Analysis: SW846 8081

Review Questions:	Yes	No	N/A	Comments	Qual/Criteria
14. Was a second source (ICV) verification analyzed after the ICAL? Were results 85-115%?	✓				LCG Table 4 >115%=J; 80-85%=J/UJ; <80%=J/R
15. Was a CCV run every 12 hours?	✓			2/7/08 @1158,2031(tox), 1113,1839 (main)	LCG Table 4
16. Was the %D for all target analytes ≤5%? OR was the average %D ≤ 15% with no individual analyte >30%?		✓		Front column 2/7/08 @1113-The %D was greater than 15% for the following analytes: 4,4'-DDT (-16.15%), endrin aldehyde (-17.0%), methoxychlor (-25.66%), and endrin ketone (-18.82%). No qualifications were made as the average %D<15%. 2/7/08 @1158-The %D was greater than 15% for one of the Toxaphene peaks (17.8%). No qualifications were made as the average %D<15%. 2/7/08@1839- The following analytes had a %D greater than 15%: Heptachlor, endrin, 4,4'-DDT, Endosulfan II, 4,4'-DDD, endrin aldehyde, methoxychlor, Endosulfan sulfate and endrin ketone. AS the average %D was less than 15% and there were no analytes greater than 30%D, no qualifications were made. 2/7/08 @2031-The %D was greater than 15% for all of the toxaphene peaks. No qualifications were made as there were no detected concentrations of toxaphene in the samples. Back Column- No qualifications made for outliers as back column was used for confirmation only. 2/7/08 @1839- Endosulfan II, endrin aldehyde, Endosulfan sulfate, and endrin ketone recovered above control limits. Average %D <15%. 2/7/08 @2031-The %D was greater than 15% for all of the toxaphene peaks. No qualifications were made as there were no detected concentrations of toxaphene in the samples.	LCG Table 4 D>30% (neg) =J/R D>30% (pos) = J
17. Was a method blank prepared and analyzed with each batch?	✓				LCG Table 4
18. Were target analytes < ½ the MRL?	✓				LCG Table 4 <5x=B
19. Was an equipment blank collected and analyzed?	✓			FWGEQUIPRinse4-0612-GW	
20. Were target analytes in the field blank analyses (equipment) <1/2 the MRL?	✓				<5x =B
21. Was an LCS prepared and analyzed with each batch?	✓				LCG Table 4

Ravenna, OH Data Review Checklist

Project Number: 030240.0006.05
Sample Event: January 2008
Data Reviewer/Date: Angye Dragotta/ March 13, 2008

SDG: A8A310224 R0
Analysis: SW846 8081

Review Questions:	Yes	No	N/A	Comments	Qual/Criteria
22. Were the LCS recoveries within limits specified in LCG Appendix C?	✓				LCG Appendix C >UL=J; 30%-LL=J/UJ; <30%=J/R
23. Was a MS/MSD pair prepared with each batch?	✓				LCG Table 4
24. Was the MS/MSD parent sample a Ravenna sample?	✓			Sample FWGLL12mw-088c-0587-GW was the parent.	
25. Were MS/MSD recoveries 40-140% and RPD ≤20%?	✓				QAPP Table 3-2 Pj
26. Were surrogate recoveries 50-150%?		✓		DCB recovered below control limits of 50-150% in samples FWGLL12mw-154c-0591-GW (30%0, result flagged as estimated, "UJ".	LCG Table 4 >150%=J; 10% -50%=J/UJ; <10%=J/R
27. Was a field duplicate analyzed? Were the RPDs ≤30%?	✓			FWGLL12mw-DUP3-0603-GW was a field duplicate for FWGLL12mw-107C-0588-GW.	QAPP Table 3-2 RPD >30=J
28. Were all positive results verified by a second column confirmation? Were the RPD's ≤ 40?	✓				LCG Table 4 >40 RPD=J
29. Were reported sample concentrations within calibration range?	✓				
30. Were laboratory-generated Quality Control Exception Reports issued? If yes, summarize contents.		✓			
31. Were lab comments included in report? If yes, summarize contents.	✓			See narrative.	

References:

Louisville Chemistry Guidelines (LCG), USACE June 2002 version 5; Section I "Chemical Analysis Criteria" Table 4 and Attachment A "Data Validation Guidelines:

Final Quality Assurance Project Plan (QAPP) Addendum for the Facility-Wide Groundwater Monitoring Program Ravenna Army Ammunition Plant, Ravenna, OH, Portage Environmental September 2004

Additional Comments:

Environmental Quality Mgt., Inc.

Client Sample ID: FWGLL12MW184C-0592-GW

GC Semivolatiles

Lot-Sample #...: A8A310224-002 **Work Order #...:** KGDX71AD **Matrix.....:** WG
Date Sampled...: 01/31/08 09:40 **Date Received..:** 01/31/08
Prep Date.....: 02/04/08 **Analysis Date..:** 02/07/08
Prep Batch #...: 8035021
Dilution Factor: 1 **Initial Wgt/Vol:** 1000 mL **Final Wgt/Vol..:** 5 mL
Method.....: SW846 8081A

PARAMETER	RESULT	REPORTING LIMIT	UNITS	MDL
alpha-BHC	ND	0.030	ug/L	0.0070
beta-BHC	ND	0.030	ug/L	0.0084
delta-BHC	ND	0.030	ug/L	0.0087
gamma-BHC (Lindane)	ND	0.030	ug/L	0.0064
Heptachlor	ND	0.030	ug/L	0.0080
Aldrin	ND	0.030	ug/L	0.0082
Heptachlor epoxide	ND	0.030	ug/L	0.0071
Endosulfan I	ND	0.025	ug/L	0.013
Dieldrin	ND	0.030	ug/L	0.0075
4,4'-DDE	ND	0.030	ug/L	0.0097
Endrin	ND	0.030	ug/L	0.011
Endosulfan II	ND	0.025	ug/L	0.012
4,4'-DDD	ND	0.030	ug/L	0.0096
Endosulfan sulfate	ND	0.030	ug/L	0.011
4,4'-DDT	ND	0.030	ug/L	0.016
Methoxychlor	ND	0.10	ug/L	0.032
Endrin ketone	ND	0.030	ug/L	0.0078
Endrin aldehyde	ND	0.030	ug/L	0.011
alpha-Chlordane	ND	0.030	ug/L	0.014
gamma-Chlordane	ND	0.030	ug/L	0.012
Toxaphene	ND	2.0	ug/L	0.32

SURROGATE	PERCENT RECOVERY	RECOVERY LIMITS
Tetrachloro-m-xylene	94	(50 - 150)
Decachlorobiphenyl	74	(50 - 150)

Environmental Quality Mgt., Inc.

Client Sample ID: FWGEQUIPRINSE4-0612-GW

GC Semivolatiles

Lot-Sample #...: A8A310224-004 **Work Order #...:** KGD161AD **Matrix.....:** WQ
Date Sampled...: 01/31/08 12:10 **Date Received..:** 01/31/08
Prep Date.....: 02/04/08 **Analysis Date..:** 02/07/08
Prep Batch #...: 8035021
Dilution Factor: 1 **Initial Wgt/Vol:** 980 mL **Final Wgt/Vol..:** 5 mL
Method.....: SW846 8081A

PARAMETER	RESULT	REPORTING LIMIT	UNITS	MDL
alpha-BHC	ND	0.030	ug/L	0.0070
beta-BHC	ND	0.030	ug/L	0.0084
delta-BHC	ND	0.030	ug/L	0.0087
gamma-BHC (Lindane)	ND	0.030	ug/L	0.0064
Heptachlor	ND	0.030	ug/L	0.0080
Aldrin	ND	0.030	ug/L	0.0082
Heptachlor epoxide	ND	0.030	ug/L	0.0071
Endosulfan I	ND	0.025	ug/L	0.013
Dieldrin	ND	0.030	ug/L	0.0075
4,4'-DDE	ND	0.030	ug/L	0.0097
Endrin	ND	0.030	ug/L	0.011
Endosulfan II	ND	0.025	ug/L	0.012
4,4'-DDD	ND	0.030	ug/L	0.0096
Endosulfan sulfate	ND	0.030	ug/L	0.011
4,4'-DDT	ND	0.030	ug/L	0.016
Methoxychlor	ND	0.10	ug/L	0.032
Endrin ketone	ND	0.030	ug/L	0.0078
Endrin aldehyde	ND	0.030	ug/L	0.011
alpha-Chlordane	ND	0.030	ug/L	0.014
gamma-Chlordane	ND	0.030	ug/L	0.012
Toxaphene	ND	2.0	ug/L	0.32

SURROGATE	PERCENT RECOVERY	RECOVERY LIMITS
Tetrachloro-m-xylene	90	(50 - 150)
Decachlorobiphenyl	81	(50 - 150)

Environmental Quality Mgt., Inc.

Client Sample ID: FWGLL12mw-154C-0591-GW

GC Semivolatiles

Lot-Sample #...: A8A310224-006 **Work Order #...:** KGD2W1AD **Matrix.....:** WG
Date Sampled...: 01/30/08 16:35 **Date Received..:** 01/31/08
Prep Date.....: 02/04/08 **Analysis Date..:** 02/07/08
Prep Batch #...: 8035021
Dilution Factor: 1 **Initial Wgt/Vol:** 1020 mL **Final Wgt/Vol..:** 5 mL
Method.....: SW846 8081A

PARAMETER	RESULT	REPORTING LIMIT	UNITS	MDL
alpha-BHC	ND	0.030	ug/L	0.0070
beta-BHC	**0.026 J**	**0.030**	**ug/L**	**0.0084**
delta-BHC	ND	0.030	ug/L	0.0087
gamma-BHC (Lindane)	ND	0.030	ug/L	0.0064
Heptachlor	ND	0.030	ug/L	0.0080
Aldrin	ND	0.030	ug/L	0.0082
Heptachlor epoxide	ND	0.030	ug/L	0.0071
Endosulfan I	ND	0.025	ug/L	0.013
Dieldrin	ND	0.030	ug/L	0.0075
4,4'-DDE	ND	0.030	ug/L	0.0097
Endrin	ND	0.030	ug/L	0.011
Endosulfan II	ND	0.025	ug/L	0.012
4,4'-DDD	ND	0.030	ug/L	0.0096
Endosulfan sulfate	ND	0.030	ug/L	0.011
4,4'-DDT	ND	0.030	ug/L	0.016
Methoxychlor	ND	0.10	ug/L	0.032
Endrin ketone	ND	0.030	ug/L	0.0078
Endrin aldehyde	ND	0.030	ug/L	0.011
alpha-Chlordane	ND	0.030	ug/L	0.014
gamma-Chlordane	ND	0.030	ug/L	0.012
Toxaphene	ND	2.0	ug/L	0.32

SURROGATE	PERCENT RECOVERY	RECOVERY LIMITS
Tetrachloro-m-xylene	94	(50 - 150)
Decachlorobiphenyl	30 *	(50 - 150)

NOTE(S):

* Surrogate recovery is outside stated control limits.

J Estimated result. Result is less than RL.

Environmental Quality Mgt., Inc.

Client Sample ID: FWGLL12mw-107C-0588-GW

GC Semivolatiles

Lot-Sample #...: A8A310224-009 **Work Order #...:** KGD251AD **Matrix.....:** WG
Date Sampled...: 01/31/08 09:30 **Date Received..:** 01/31/08
Prep Date.....: 02/04/08 **Analysis Date..:** 02/07/08
Prep Batch #...: 8035021
Dilution Factor: 1 **Initial Wgt/Vol:** 1040 mL **Final Wgt/Vol..:** 5 mL
Method.....: SW846 8081A

PARAMETER	RESULT	REPORTING LIMIT	UNITS	MDL
alpha-BHC	ND	0.030	ug/L	0.0070
beta-BHC	ND	0.030	ug/L	0.0084
delta-BHC	ND	0.030	ug/L	0.0087
gamma-BHC (Lindane)	ND	0.030	ug/L	0.0064
Heptachlor	ND	0.030	ug/L	0.0080
Aldrin	ND	0.030	ug/L	0.0082
Heptachlor epoxide	ND	0.030	ug/L	0.0071
Endosulfan I	ND	0.025	ug/L	0.013
Dieldrin	ND	0.030	ug/L	0.0075
4,4'-DDE	ND	0.030	ug/L	0.0097
Endrin	ND	0.030	ug/L	0.011
Endosulfan II	ND	0.025	ug/L	0.012
4,4'-DDD	ND	0.030	ug/L	0.0096
Endosulfan sulfate	ND	0.030	ug/L	0.011
4,4'-DDT	ND	0.030	ug/L	0.016
Methoxychlor	ND	0.10	ug/L	0.032
Endrin ketone	ND	0.030	ug/L	0.0078
Endrin aldehyde	ND	0.030	ug/L	0.011
alpha-Chlordane	ND	0.030	ug/L	0.014
gamma-Chlordane	ND	0.030	ug/L	0.012
Toxaphene	ND	2.0	ug/L	0.32

SURROGATE	PERCENT RECOVERY	RECOVERY LIMITS
Tetrachloro-m-xylene	97	(50 - 150)
Decachlorobiphenyl	56	(50 - 150)

Environmental Quality Mgt., Inc.

Client Sample ID: FWGLL12mw-DUP3-0603-GW

GC Semivolatiles

Lot-Sample #...: A8A310224-011 **Work Order #...:** KGD291AD **Matrix.....:** WG
Date Sampled...: 01/31/08 09:50 **Date Received..:** 01/31/08
Prep Date.....: 02/04/08 **Analysis Date..:** 02/07/08
Prep Batch #...: 8035021
Dilution Factor: 1 **Initial Wgt/Vol:** 980 mL **Final Wgt/Vol..:** 5 mL
Method.....: SW846 8081A

PARAMETER	RESULT	REPORTING LIMIT	UNITS	MDL
alpha-BHC	ND	0.030	ug/L	0.0070
beta-BHC	ND	0.030	ug/L	0.0084
delta-BHC	ND	0.030	ug/L	0.0087
gamma-BHC (Lindane)	ND	0.030	ug/L	0.0064
Heptachlor	ND	0.030	ug/L	0.0080
Aldrin	ND	0.030	ug/L	0.0082
Heptachlor epoxide	ND	0.030	ug/L	0.0071
Endosulfan I	ND	0.025	ug/L	0.013
Dieldrin	ND	0.030	ug/L	0.0075
4,4'-DDE	ND	0.030	ug/L	0.0097
Endrin	ND	0.030	ug/L	0.011
Endosulfan II	ND	0.025	ug/L	0.012
4,4'-DDD	ND	0.030	ug/L	0.0096
Endosulfan sulfate	ND	0.030	ug/L	0.011
4,4'-DDT	ND	0.030	ug/L	0.016
Methoxychlor	ND	0.10	ug/L	0.032
Endrin ketone	ND	0.030	ug/L	0.0078
Endrin aldehyde	ND	0.030	ug/L	0.011
alpha-Chlordane	ND	0.030	ug/L	0.014
gamma-Chlordane	ND	0.030	ug/L	0.012
Toxaphene	ND	2.0	ug/L	0.32

SURROGATE	PERCENT RECOVERY	RECOVERY LIMITS
Tetrachloro-m-xylene	90	(50 - 150)
Decachlorobiphenyl	67	(50 - 150)

Environmental Quality Mgt., Inc.

Client Sample ID: FWGLL3mw-235C-0578-GW

GC Semivolatiles

Lot-Sample #...: A8A310224-013 **Work Order #...:** KGD3J1AD **Matrix.....:** WG
Date Sampled...: 01/31/08 11:30 **Date Received..:** 01/31/08
Prep Date.....: 02/04/08 **Analysis Date..:** 02/07/08
Prep Batch #...: 8035021
Dilution Factor: 1 **Initial Wgt/Vol:** 1020 mL **Final Wgt/Vol..:** 5 mL
Method.....: SW846 8081A

PARAMETER	RESULT	REPORTING LIMIT	UNITS	MDL
alpha-BHC	ND	0.030	ug/L	0.0070
beta-BHC	ND	0.030	ug/L	0.0084
delta-BHC	ND	0.030	ug/L	0.0087
gamma-BHC (Lindane)	ND	0.030	ug/L	0.0064
Heptachlor	ND	0.030	ug/L	0.0080
Aldrin	ND	0.030	ug/L	0.0082
Heptachlor epoxide	ND	0.030	ug/L	0.0071
Endosulfan I	ND	0.025	ug/L	0.013
Dieldrin	ND	0.030	ug/L	0.0075
4,4'-DDE	ND	0.030	ug/L	0.0097
Endrin	ND	0.030	ug/L	0.011
Endosulfan II	ND	0.025	ug/L	0.012
4,4'-DDD	ND	0.030	ug/L	0.0096
Endosulfan sulfate	ND	0.030	ug/L	0.011
4,4'-DDT	ND	0.030	ug/L	0.016
Methoxychlor	ND	0.10	ug/L	0.032
Endrin ketone	ND	0.030	ug/L	0.0078
Endrin aldehyde	ND	0.030	ug/L	0.011
alpha-Chlordane	ND	0.030	ug/L	0.014
gamma-Chlordane	ND	0.030	ug/L	0.012
Toxaphene	ND	2.0	ug/L	0.32

SURROGATE	PERCENT RECOVERY	RECOVERY LIMITS
Tetrachloro-m-xylene	93	(50 - 150)
Decachlorobiphenyl	64	(50 - 150)

Environmental Quality Mgt., Inc.

Client Sample ID: FWGLL12mw-088C-0587-GW

GC Semivolatiles

Lot-Sample #...: A8A310224-015 **Work Order #...:** KGD3Q1AH **Matrix.....:** WG
Date Sampled...: 01/31/08 09:35 **Date Received..:** 01/31/08
Prep Date.....: 02/04/08 **Analysis Date..:** 02/07/08
Prep Batch #...: 8035021
Dilution Factor: 1 **Initial Wgt/Vol:** 940 mL **Final Wgt/Vol..:** 5 mL
Method.....: SW846 8081A

PARAMETER	RESULT	REPORTING LIMIT	UNITS	MDL
alpha-BHC	ND	0.030	ug/L	0.0070
beta-BHC	ND	0.030	ug/L	0.0084
delta-BHC	ND	0.030	ug/L	0.0087
gamma-BHC (Lindane)	ND	0.030	ug/L	0.0064
Heptachlor	ND	0.030	ug/L	0.0080
Aldrin	ND	0.030	ug/L	0.0082
Heptachlor epoxide	ND	0.030	ug/L	0.0071
Endosulfan I	ND	0.025	ug/L	0.013
Dieldrin	ND	0.030	ug/L	0.0075
4,4'-DDE	ND	0.030	ug/L	0.0097
Endrin	ND	0.030	ug/L	0.011
Endosulfan II	ND	0.025	ug/L	0.012
4,4'-DDD	ND	0.030	ug/L	0.0096
Endosulfan sulfate	ND	0.030	ug/L	0.011
4,4'-DDT	ND	0.030	ug/L	0.016
Methoxychlor	ND	0.10	ug/L	0.032
Endrin ketone	ND	0.030	ug/L	0.0078
Endrin aldehyde	ND	0.030	ug/L	0.011
alpha-Chlordane	ND	0.030	ug/L	0.014
gamma-Chlordane	ND	0.030	ug/L	0.012
Toxaphene	ND	2.0	ug/L	0.32

SURROGATE	PERCENT RECOVERY	RECOVERY LIMITS
Tetrachloro-m-xylene	79	(50 - 150)
Decachlorobiphenyl	68	(50 - 150)

METHOD BLANK REPORT

GC Semivolatiles

Client Lot #...: A8A310224 **Work Order #...:** KGHEJ1AA **Matrix.....:** WATER
MB Lot-Sample #: A8B040000-021

Prep Date.....: 02/04/08 **Final Wgt/Vol..:** 5 mL
Analysis Date..: 02/07/08 **Prep Batch #...:** 8035021
Dilution Factor: 1 **Initial Wgt/Vol:** 1000 mL

PARAMETER	RESULT	REPORTING LIMIT	UNITS	METHOD
alpha-BHC	ND	0.030	ug/L	SW846 8081A
beta-BHC	ND	0.030	ug/L	SW846 8081A
delta-BHC	ND	0.030	ug/L	SW846 8081A
gamma-BHC (Lindane)	ND	0.030	ug/L	SW846 8081A
Heptachlor	ND	0.030	ug/L	SW846 8081A
Aldrin	ND	0.030	ug/L	SW846 8081A
Heptachlor epoxide	ND	0.030	ug/L	SW846 8081A
Endosulfan I	ND	0.025	ug/L	SW846 8081A
Dieldrin	ND	0.030	ug/L	SW846 8081A
4,4'-DDE	ND	0.030	ug/L	SW846 8081A
Endrin	ND	0.030	ug/L	SW846 8081A
Endosulfan II	ND	0.025	ug/L	SW846 8081A
4,4'-DDD	ND	0.030	ug/L	SW846 8081A
Endosulfan sulfate	ND	0.030	ug/L	SW846 8081A
4,4'-DDT	ND	0.030	ug/L	SW846 8081A
Methoxychlor	ND	0.10	ug/L	SW846 8081A
Endrin ketone	ND	0.030	ug/L	SW846 8081A
Endrin aldehyde	ND	0.030	ug/L	SW846 8081A
alpha-Chlordane	ND	0.030	ug/L	SW846 8081A
gamma-Chlordane	ND	0.030	ug/L	SW846 8081A
Toxaphene	ND	2.0	ug/L	SW846 8081A

SURROGATE	PERCENT RECOVERY	RECOVERY LIMITS
Tetrachloro-m-xylene	98	(50 - 150)
Decachlorobiphenyl	82	(50 - 150)

NOTE(S):

Calculations are performed before rounding to avoid round-off errors in calculated results.

LABORATORY CONTROL SAMPLE EVALUATION REPORT

GC Semivolatiles

Client Lot #...: A8A310224 **Work Order #...:** KGHEJ1AC **Matrix.....:** WATER
LCS Lot-Sample#: A8B040000-021
Prep Date.....: 02/04/08 **Analysis Date..:** 02/07/08
Prep Batch #...: 8035021
Dilution Factor: 2 **Final Wgt/Vol..:** 5 mL
Initial Wgt/Vol: 1000 mL

PARAMETER	PERCENT RECOVERY	RECOVERY LIMITS	METHOD
alpha-BHC	**100**	**(44 - 137)**	**SW846 8081A**
beta-BHC	**101**	**(50 - 135)**	**SW846 8081A**
delta-BHC	**108**	**(58 - 160)**	**SW846 8081A**
gamma-BHC (Lindane)	**106**	**(58 - 127)**	**SW846 8081A**
Heptachlor	**103**	**(48 - 150)**	**SW846 8081A**
Aldrin	**95**	**(53 - 128)**	**SW846 8081A**
Heptachlor epoxide	**101**	**(50 - 127)**	**SW846 8081A**
Endosulfan I	**78**	**(50 - 160)**	**SW846 8081A**
Dieldrin	**101**	**(50 - 124)**	**SW846 8081A**
4,4'-DDE	**94**	**(50 - 130)**	**SW846 8081A**
Endrin	**108**	**(50 - 137)**	**SW846 8081A**
Endosulfan II	**92**	**(50 - 144)**	**SW846 8081A**
4,4'-DDD	**120**	**(50 - 137)**	**SW846 8081A**
Endosulfan sulfate	**110**	**(50 - 160)**	**SW846 8081A**
4,4'-DDT	**108**	**(50 - 145)**	**SW846 8081A**
Methoxychlor	**98**	**(50 - 160)**	**SW846 8081A**
Endrin ketone	**112**	**(50 - 150)**	**SW846 8081A**
Endrin aldehyde	**114**	**(30 - 160)**	**SW846 8081A**
alpha-Chlordane	**96**	**(50 - 122)**	**SW846 8081A**
gamma-Chlordane	**101**	**(50 - 130)**	**SW846 8081A**

SURROGATE	PERCENT RECOVERY	RECOVERY LIMITS
Tetrachloro-m-xylene	95	(50 - 150)
Decachlorobiphenyl	57	(50 - 150)

NOTE(S):

Calculations are performed before rounding to avoid round-off errors in calculated results.

Bold print denotes control parameters

MATRIX SPIKE SAMPLE EVALUATION REPORT

GC Semivolatiles

Client Lot #...: A8A310224 **Work Order #...:** KGD3Q1AJ-MS **Matrix.....:** WG
MS Lot-Sample #: A8A310224-015 KGD3Q1AK-MSD
Date Sampled...: 01/31/08 09:35 **Date Received..:** 01/31/08
Prep Date.....: 02/04/08 **Analysis Date..:** 02/07/08
Prep Batch #...: 8035021
Dilution Factor: 2 **Initial Wgt/Vol:** 510 mL **Final Wgt/Vol..:** 5 mL

PARAMETER	PERCENT RECOVERY	RECOVERY LIMITS	RPD	RPD LIMITS	METHOD
alpha-BHC	105	(50 - 150)			SW846 8081A
	104	(50 - 150)	0.92	(0-50)	SW846 8081A
beta-BHC	120	(50 - 150)			SW846 8081A
	116	(50 - 150)	3.8	(0-50)	SW846 8081A
delta-BHC	120	(50 - 150)			SW846 8081A
	117	(50 - 150)	2.3	(0-50)	SW846 8081A
gamma-BHC (Lindane)	118	(50 - 150)			SW846 8081A
	117	(50 - 150)	0.91	(0-50)	SW846 8081A
Heptachlor	109	(50 - 150)			SW846 8081A
	109	(50 - 150)	0.74	(0-50)	SW846 8081A
Aldrin	98	(50 - 150)			SW846 8081A
	97	(50 - 150)	1.2	(0-50)	SW846 8081A
Heptachlor epoxide	105	(50 - 150)			SW846 8081A
	103	(50 - 150)	1.8	(0-50)	SW846 8081A
Endosulfan I	85	(50 - 150)			SW846 8081A
	82	(50 - 150)	3.4	(0-50)	SW846 8081A
Dieldrin	107	(50 - 150)			SW846 8081A
	105	(50 - 150)	1.4	(0-50)	SW846 8081A
4,4'-DDE	99	(50 - 150)			SW846 8081A
	97	(50 - 150)	1.7	(0-50)	SW846 8081A
Endrin	115	(50 - 150)			SW846 8081A
	113	(50 - 150)	1.7	(0-50)	SW846 8081A
Endosulfan II	100	(50 - 150)			SW846 8081A
	97	(50 - 150)	3.6	(0-50)	SW846 8081A
4,4'-DDD	131	(50 - 150)			SW846 8081A
	128	(50 - 150)	2.3	(0-50)	SW846 8081A
Endosulfan sulfate	118	(50 - 150)			SW846 8081A
	118	(50 - 150)	0.12	(0-50)	SW846 8081A
4,4'-DDT	113	(50 - 150)			SW846 8081A
	124	(50 - 150)	8.6	(0-50)	SW846 8081A
Methoxychlor	101	(50 - 150)			SW846 8081A
	116	(50 - 150)	14	(0-50)	SW846 8081A
Endrin ketone	120	(50 - 150)			SW846 8081A
	123	(50 - 150)	2.1	(0-50)	SW846 8081A
Endrin aldehyde	121	(50 - 150)			SW846 8081A
	123	(50 - 150)	2.0	(0-50)	SW846 8081A
alpha-Chlordane	100	(50 - 150)			SW846 8081A
	99	(50 - 150)	1.5	(0-50)	SW846 8081A
gamma-Chlordane	109	(50 - 150)			SW846 8081A
	107	(50 - 150)	1.7	(0-50)	SW846 8081A

(Continued on next page)

MATRIX SPIKE SAMPLE EVALUATION REPORT

GC Semivolatiles

Client Lot #...: A8A310224 **Work Order #...:** KGD3Q1AJ-MS **Matrix.....:** WG
MS Lot-Sample #: A8A310224-015 KGD3Q1AK-MSD

SURROGATE	PERCENT RECOVERY	RECOVERY LIMITS
Tetrachloro-m-xylene	81	(50 - 150)
	88	(50 - 150)
Decachlorobiphenyl	83	(50 - 150)
	89	(50 - 150)

NOTE(S):

Calculations are performed before rounding to avoid round-off errors in calculated results.

Bold print denotes control parameters

8D

PESTICIDE ANALYTICAL SEQUENCE

Lab Name: TESTAMERICA-NORTH CANTON Contract:

Lab Code: TALCAN Case No.: SAS No.: SDG No.: A8A310224

GC Column: CLP PESTICIDES II ID: 0.53 (mm) Init. Calib. Date(s): 02/05/08 02/05/08

Instrument ID: A2HP9

THE ANALYTICAL SEQUENCE OF PERFORMANCE EVALUATION MIXTURES, BLANKS, SAMPLES, AND STANDARDS IS GIVEN BELOW:

	MEAN SURROGATE RT FROM INITIAL CALIBRATION					
	EPA SAMPLE NO.	LAB SAMPLE ID	DATE ANALYZED	TIME ANALYZED	RT #	RT #
01		PEM E196	02/07/08	1006		
02		AB3 F031	02/07/08	1113		
03		MRL	02/07/08	1135		
04		TOX3 E080	02/07/08	1158		
05	FWGLL12MW184	KGDX71AD	02/07/08	1305		
06	FWGEQUIPRINS	KGD161AD	02/07/08	1327		
07	FWGLL12MW-15	KGD2W1AD	02/07/08	1349		
08	FWGLL12MW-10	KGD251AD	02/07/08	1412		
09	FWGLL12MW-DU	KGD291AD	02/07/08	1434		
10	FWGLL3MW-235	KGD3J1AD	02/07/08	1456		
11	FWGLL12MW-08	KGD3Q1AH	02/07/08	1519		
12	FWGLL12MW-08	KGD3Q1AJ	02/07/08	1541		
13	FWGLL12MW-08	KGD3Q1AK	02/07/08	1603		
14	KGHEJBLK	KGHEJ1AA	02/07/08	1626		
15	KGHEJCHK	KGHEJ1AC	02/07/08	1648		
16		AB3 F031	02/07/08	1839		
17		MRL	02/07/08	1902		
18		TOX3 E080	02/07/08	2031		
19		PEM E196	02/07/08	2116		
20						
21						
22						
23						
24						
25						
26						
27						
28						
29						
30						
31						
32						

QC LIMITS

Column used to flag retention time values with an asterisk.

* Values outside of QC limits.

TestAmerica North Canton

CONTINUING CALIBRATION COMPOUNDS

Instrument ID: a2hp9.i Injection Date: 07-FEB-2008 11:13
Lab File ID: 004F0401.D Init. Cal. Date(s): 05-FEB-2008 05-FEB-2008
Analysis Type: Init. Cal. Times: 12:27 18:03
Lab Sample ID: AB3 F031 Quant Type: ESTD
Method: \\cansvr11\dd\chem\GCS\a2hp9.i\80207-1.b\PEST9.m

COMPOUND	RRF / AMOUNT	RF0.025	CCAL RRF0.025	MIN RRF	%D / %DRIFT	MAX %D / %DRIFT	CURVE TYPE	
$ 1 Tetrachloro-m-xylene	126706048	129919680	129919680	0.000	-2.53629	15.00000	Averaged	
4 alpha-BHC	205149290	214535920	214535920	0.010	-4.57551	15.00000	Averaged	
5 gamma-BHC (Lindane)	100891003	108450280	108450280	0.010	-7.49252	15.00000	Averaged	
6 beta-BHC	38647422	40001600	40001600	0.010	-3.50393	15.00000	Averaged	
7 delta-BHC	167920404	181556920	181556920	0.010	-8.12082	15.00000	Averaged	
8 Heptachlor	139426198	156110920	156110920	0.010	-11.96671	15.00000	Averaged	
10 Aldrin	196981334	201106840	201106840	0.010	-2.09436	15.00000	Averaged	
12 Heptachlor epoxide	160270233	169398080	169398080	0.010	-5.69529	15.00000	Averaged	
13 gamma-Chlordane	161993928	173676680	173676680	0.010	-7.21185	15.00000	Averaged	
14 alpha-Chlordane	164519548	173944880	173944880	0.010	-5.72900	15.00000	Averaged	
15 Endosulfan I	149390531	158589200	158589200	0.010	-6.15746	15.00000	Averaged	
16 4,4'-DDE	170367980	173784240	173784240	0.010	-2.00522	15.00000	Averaged	
17 Dieldrin	160920066	171915240	171915240	0.010	-6.83269	15.00000	Averaged	
18 Endrin	130821170	145586480	145586480	0.010	-11.28664	15.00000	Averaged	
20 4,4'-DDD	29364784	31766960	31766960	0.010	-8.18046	15.00000	Averaged	
22 Endosulfan II	39555145	45165680	45165680	0.010	-14.18408	15.00000	Averaged	
23 4,4'-DDT	26837799	31173640	31173640	0.010	-16.15572	15.00000	Averaged	<-
25 Endrin aldehyde	27635230	32337880	32337880	0.010	-17.01687	15.00000	Averaged	<-
27 Methoxychlor	35093333	44097080	44097080	0.010	-25.65658	15.00000	Averaged	<-
28 Endosulfan sulfate	95527272	109848080	109848080	0.010	-14.99133	15.00000	Averaged	
29 Endrin ketone	37756737	44860880	44860880	0.010	-18.81556	15.00000	Averaged	<-
$ 30 Decachlorobiphenyl	114298302	121955440	121955440	0.010	-6.69926	15.00000	Averaged	

Average %D / Drift Results.

Calculated Average %D/Drift = 9.40492
Maximun Average %D/Drift = 15.00000
* Passed Average %D/Drift Test.

Data File: \\cansvr11\dd\chem\GCS\a2hp9.i\80207-1.b\005F0501.D Page 1

Report Date: 19-Feb-2008 10:40

TestAmerica North Canton

2/7/08 @ 1135

RECOVERY REPORT

Client Name: Client SDG: SDGa00713

Sample Matrix: LIQUID Fraction: Pesticides

Lab Smp Id: MRL

Level: LOW Operator: 93905

Data Type: GC MULTI COMP SampleType: MRL

SpikeList File: MRL.spk Quant Type: ESTD

Sublist File: mrl.sub

Method File: \\cansvr11\dd\chem\GCS\a2hp9.i\80207-1.b\PEST9.m

Misc Info:

SPIKE COMPOUND	AMOUNT ADDED ng	AMOUNT RECOVERED ng	% RECOVERED	LIMITS
4 alpha-BHC	0.005000	0.004894	97.89	70-130
5 gamma-BHC (Lindane	0.005000	0.005031	100.62	70-130
6 beta-BHC	0.005000	0.005410	108.20	70-130
7 delta-BHC	0.005000	0.004870	97.39	70-130
8 Heptachlor	0.005000	0.005357	107.15	70-130
10 Aldrin	0.005000	0.005183	103.67	70-130
12 Heptachlor epoxide	0.005000	0.005450	108.99	70-130
13 gamma-Chlordane	0.005000	0.005427	108.54	70-130

14 alpha-Chlordane	0.005000	0.005449	108.98	70-130
15 Endosulfan I	0.005000	0.005391	107.83	70-130
16 4,4'-DDE	0.005000	0.004976	99.52	70-130
17 Dieldrin	0.005000	0.005409	108.18	70-130
18 Endrin	0.005000	0.005610	112.19	70-130
20 4,4'-DDD	0.005000	0.005270	105.41	70-130
22 Endosulfan II	0.005000	0.005803	116.07	70-130
23 4,4'-DDT	0.005000	0.006042	120.85	70-130
25 Endrin aldehyde	0.005000	0.006001	120.03	70-130
27 Methoxychlor	0.005000	0.006645	132.89*	70-130
28 Endosulfan sulfate	0.005000	0.005860	117.19	70-130
29 Endrin ketone	0.005000	0.006399	127.98	70-130

TestAmerica North Canton

CONTINUING CALIBRATION COMPOUNDS

Instrument ID: a2hp9.i Injection Date: 07-FEB-2008 11:58
Lab File ID: 006F0601.D Init. Cal. Date(s): 05-FEB-2008 05-FEB-2008
Analysis Type: Init. Cal. Times: 12:27 18:03
Lab Sample ID: TOX3 E080 Quant Type: ESTD
Method: \\cansvr11\dd\chem\GCS\a2hp9.i\80207-1.b\PEST9.m

COMPOUND	RRF / AMOUNT	RF0.025	CCAL RRF0.025	MIN RRF	%D / %DRIFT	MAX %D / %DRIFT	CURVE TYPE	
24 Toxaphene(1)	946639	898635	898635	0.010	5.07098	15.00000	Averaged	
(2)	1165563	1103856	1103856	0.010	5.29415	15.00000	Averaged	
(3)	1391356	1288842	1288842	0.010	7.36790	15.00000	Averaged	
(4)	795818	708317	708317	0.010	10.99511	15.00000	Averaged	
(5)	517988	425825	425825	0.010	17.79252	15.00000	Averaged	<-

Average %D / Drift Results.

Calculated Average %D/Drift = 9.30413
Maximun Average %D/Drift = 15.00000
* Passed Average %D/Drift Test.

TestAmerica North Canton

CONTINUING CALIBRATION COMPOUNDS

Instrument ID: a2hp9.i Injection Date: 07-FEB-2008 18:39
Lab File ID: 024F2401.D Init. Cal. Date(s): 05-FEB-2008 05-FEB-2008
Analysis Type: Init. Cal. Times: 12:27 18:03
Lab Sample ID: AB3 F031 Quant Type: ESTD
Method: \\cansvr11\dd\chem\GCS\a2hp9.i\80207-1.b\PEST9.m

COMPOUND	RRF / AMOUNT	RF0.025	CCAL RRF0.025	MIN RRF	%D / %DRIFT	MAX %D / %DRIFT	CURVE TYPE	
$ 1 Tetrachloro-m-xylene	126706048	131618640	131618640	0.000	-3.87716	15.00000	Averaged	
4 alpha-BHC	205149290	222851880	222851880	0.010	-8.62913	15.00000	Averaged	
5 gamma-BHC (Lindane)	100891003	116376440	116376440	0.010	-15.34868	15.00000	Averaged	<-
6 beta-BHC	38647422	42239560	42239560	0.010	-9.29464	15.00000	Averaged	
7 delta-BHC	167920404	192109120	192109120	0.010	-14.40487	15.00000	Averaged	
8 Heptachlor	139426198	166881120	166881120	0.010	-19.69137	15.00000	Averaged	<-
10 Aldrin	196981334	203485920	203485920	0.010	-3.30213	15.00000	Averaged	
12 Heptachlor epoxide	160270233	178340640	178340640	0.010	-11.27496	15.00000	Averaged	
13 gamma-Chlordane	161993928	181936720	181936720	0.010	-12.31083	15.00000	Averaged	
14 alpha-Chlordane	164519548	180628480	180628480	0.010	-9.79150	15.00000	Averaged	
15 Endosulfan I	149390531	168970360	168970360	0.010	-13.10647	15.00000	Averaged	
16 4,4'-DDE	170367980	178668000	178668000	0.010	-4.87182	15.00000	Averaged	
17 Dieldrin	160920066	180475560	180475560	0.010	-12.15230	15.00000	Averaged	
18 Endrin	130821170	155800200	155800200	0.010	-19.09403	15.00000	Averaged	<-
20 4,4'-DDD	29364784	35286480	35286480	0.010	-20.16598	15.00000	Averaged	<-
22 Endosulfan II	39555145	48804520	48804520	0.010	-23.38349	15.00000	Averaged	<-
23 4,4'-DDT	26837799	31007520	31007520	0.010	-15.53675	15.00000	Averaged	<-
25 Endrin aldehyde	27635230	33343840	33343840	0.010	-20.65700	15.00000	Averaged	<-
27 Methoxychlor	35093333	43269720	43269720	0.010	-23.29898	15.00000	Averaged	<-
28 Endosulfan sulfate	95527272	118098480	118098480	0.010	-23.62803	15.00000	Averaged	<-
29 Endrin ketone	37756737	46149720	46149720	0.010	-22.22910	15.00000	Averaged	<-
$ 30 Decachlorobiphenyl	114298302	122001560	122001560	0.010	-6.73961	15.00000	Averaged	

Average %D / Drift Results.

Calculated Average %D/Drift = 14.21767
Maximun Average %D/Drift = 15.00000
* Passed Average %D/Drift Test.

TestAmerica North Canton

CONTINUING CALIBRATION COMPOUNDS

Instrument ID: a2hp9.i Injection Date: 07-FEB-2008 18:39
Lab File ID: 024F2401.D Init. Cal. Date(s): 05-FEB-2008 05-FEB-2008
Analysis Type: Init. Cal. Times: 12:27 18:03
Lab Sample ID: AB3 F031 Quant Type: ESTD
Method: \\cansvr11\dd\chem\GCS\a2hp9.i\80207-1.b\PEST9.m\PEST9r.m

COMPOUND	RRF / AMOUNT	RF0.025	CCAL RRF0.025	MIN RRF	%D / %DRIFT	MAX %D / %DRIFT	CURVE TYPE	
$ 1 Tetrachloro-m-xylene	96736281	96566240	96566240	0.000	0.17578	15.00000	Averaged	
4 alpha-BHC	87300608	91088760	91088760	0.010	-4.33920	15.00000	Averaged	
5 gamma-BHC (Lindane)	132131878	145759440	145759440	0.010	-10.31361	15.00000	Averaged	
6 beta-BHC	23452810	24521400	24521400	0.010	-4.55634	15.00000	Averaged	
7 delta-BHC	125542316	135848280	135848280	0.010	-8.20916	15.00000	Averaged	
8 Heptachlor	118358344	132823200	132823200	0.010	-12.22124	15.00000	Averaged	
10 Aldrin	151181557	153062880	153062880	0.010	-1.24441	15.00000	Averaged	
12 Heptachlor epoxide	120706168	131918480	131918480	0.010	-9.28893	15.00000	Averaged	
13 gamma-Chlordane	117782156	125479840	125479840	0.010	-6.53553	15.00000	Averaged	
14 alpha-Chlordane	117870421	122066960	122066960	0.010	-3.56030	15.00000	Averaged	
15 Endosulfan I	107890264	117342680	117342680	0.010	-8.76114	15.00000	Averaged	
16 4,4'-DDE	115305796	116318960	116318960	0.010	-0.87868	15.00000	Averaged	
17 Dieldrin	114884334	123035480	123035480	0.010	-7.09509	15.00000	Averaged	
18 Endrin	90117173	100239120	100239120	0.010	-11.23198	15.00000	Averaged	
21 4,4'-DDD	28276121	32198440	32198440	0.010	-13.87149	15.00000	Averaged	
22 Endosulfan II	89384307	106904520	106904520	0.010	-19.60099	15.00000	Averaged	<-
24 4,4'-DDT	22199416	24387000	24387000	0.010	-9.85424	15.00000	Averaged	
25 Endrin aldehyde	24662793	28485360	28485360	0.010	-15.49933	15.00000	Averaged	<-
26 Endosulfan sulfate	70122137	82528040	82528040	0.010	-17.69185	15.00000	Averaged	<-
27 Methoxychlor	23493308	26526520	26526520	0.010	-12.91096	15.00000	Averaged	
29 Endrin ketone	63881316	75689520	75689520	0.010	-18.48460	15.00000	Averaged	<-
$ 30 Decachlorobiphenyl	43961960	46680800	46680800	0.010	-6.18453	15.00000	Averaged	

Average %D / Drift Results.

Calculated Average %D/Drift = 9.20497
Maximun Average %D/Drift = 15.00000
* Passed Average %D/Drift Test.

Report Date: 19-Feb-2008 10:42

TestAmerica North Canton

2/7/08
1902

RECOVERY REPORT

Client Name: Client SDG: SDGa00713

Sample Matrix: LIQUID Fraction: Pesticides

Lab Smp Id: MRL

Level: LOW Operator: 93905

Data Type: GC MULTI COMP SampleType: MRL

SpikeList File: MRL.spk Quant Type: ESTD

Sublist File: mrl.sub

Method File: \\cansvr11\dd\chem\GCS\a2hp9.i\80207-1.b\PEST9.m\PEST9r.m

Misc Info:

SPIKE COMPOUND	AMOUNT ADDED ng	AMOUNT RECOVERED ng	% RECOVERED	LIMITS
4 alpha-BHC	0.005000	0.004718	94.35	70-130
5 gamma-BHC (Lindane	0.005000	0.002550	50.99*	70-130
6 beta-BHC	0.005000	0.005176	103.52	70-130
7 delta-BHC	0.005000	0.004812	96.24	70-130
8 Heptachlor	0.005000	0.005520	110.41	70-130
10 Aldrin	0.005000	0.005049	100.99	70-130
12 Heptachlor epoxide	0.005000	0.005451	109.02	70-130
13 gamma-Chlordane	0.005000	0.005455	109.10	70-130

14	alpha-Chlordane	0.005000	0.005345	106.89	70-130
15	Endosulfan I	0.005000	0.005395	107.91	70-130
16	4,4'-DDE	0.005000	0.005075	101.50	70-130
17	Dieldrin	0.005000	0.005231	104.61	70-130
18	Endrin	0.005000	0.005357	107.14	70-130
21	4,4'-DDD	0.005000	0.004967	99.35	70-130
22	Endosulfan II	0.005000	0.005321	106.42	70-130
24	4,4'-DDT	0.005000	0.004657	93.14	70-130
25	Endrin aldehyde	0.005000	0.004962	99.25	70-130
26	Endosulfan sulfate	0.005000	0.005735	114.70	70-130
27	Methoxychlor	0.005000	0.005047	100.94	70-130
29	Endrin ketone	0.005000	0.005090	101.80	70-130

TestAmerica North Canton

CONTINUING CALIBRATION COMPOUNDS

Instrument ID: a2hp9.i Injection Date: 07-FEB-2008 20:31
Lab File ID: 029F2901.D Init. Cal. Date(s): 05-FEB-2008 05-FEB-2008
Analysis Type: Init. Cal. Times: 12:27 18:03
Lab Sample ID: TOX3 E080 Quant Type: ESTD
Method: \\cansvr11\dd\chem\GCS\a2hp9.i\80207-1.b\PEST9.m

COMPOUND	RRF / AMOUNT	RF0.025	CCAL RRF0.025	MIN RRF	%D / %DRIFT	MAX %D / %DRIFT	CURVE TYPE	
24 Toxaphene(1)	946639	1177000	1177000	0.010	-24.33464	15.00000	Averaged	<-
(2)	1165563	1454895	1454895	0.010	-24.82341	15.00000	Averaged	<-
(3)	1391356	1741199	1741199	0.010	-25.14406	15.00000	Averaged	<-
(4)	795818	1011533	1011533	0.010	-27.10606	15.00000	Averaged	<-
(5)	517988	661294	661294	0.010	-27.66585	15.00000	Averaged	<-

Average %D / Drift Results.

Calculated Average %D/Drift = 25.81480
Maximun Average %D/Drift = 15.00000
* Failed Average %D/Drift Test.

TestAmerica North Canton

CONTINUING CALIBRATION COMPOUNDS

Instrument ID: a2hp9.i Injection Date: 07-FEB-2008 20:31
Lab File ID: 029F2901.D Init. Cal. Date(s): 05-FEB-2008 05-FEB-2008
Analysis Type: Init. Cal. Times: 12:27 18:03
Lab Sample ID: TOX3 E080 Quant Type: ESTD
Method: \\cansvr11\dd\chem\GCS\a2hp9.i\80207-1.b\PEST9.m\PEST9r.m

COMPOUND	RRF / AMOUNT	RF0.025	CCAL RRF0.025	MIN RRF	%D / %DRIFT	MAX %D / %DRIFT	CURVE TYPE	
23 Toxaphene(1)	2726401	3212897	3212897	0.010	-17.84387	15.00000	Averaged	<-
(2)	2463313	2921615	2921615	0.010	-18.60511	15.00000	Averaged	<-
(3)	3735463	4561848	4561848	0.010	-22.12269	15.00000	Averaged	<-
(4)	1960677	2378466	2378466	0.010	-21.30839	15.00000	Averaged	<-
(5)	1519894	1839448	1839448	0.010	-21.02477	15.00000	Averaged	<-

Average %D / Drift Results.
Calculated Average %D/Drift = 20.18097
Maximun Average %D/Drift = 15.00000
* Failed Average %D/Drift Test.

8081A Water MDL and MDLV									
				Inst P9 Front	Inst P9 Rear	Inst P3 Front	Inst P3 Rear	Inst P9 Front	Inst P9 Rear
			MDLV	10/5/2007 _10/11/07	10/5/2007 _10/11/07	1/10/2008	1/10/2008	1/10/2008	1/10/2008
Compound	MDL ug/L	2X MDL ug/L	Standard ug/L	MDLV ug/L	MDLV ug/L	MDLV ug/L	MDLV ug/L	MDLV ug/L	MDLV ug/L
gamma-BHC (Lindane)	0.0064	0.0128	0.01	0.01143	0.01073	0.008475	0.009589	0.009891	0.01117
alpha-BHC	0.007	0.014	0.01	0.01201	0.01044	0.00823	0.009106	0.008894	0.008985
Heptachlor epoxide	0.0071	0.0142	0.01	0.01238	0.01078	0.009848	0.0115	0.01094	0.01075
Dieldrin	0.0075	0.015	0.01	0.01177	0.01054	0.009389	0.01034	0.01082	0.01105
Endrin ketone	0.0078	0.0156	0.01	0.01251	0.01249	0.01017	0.01447	0.0116	0.02192
Heptachlor	0.008	0.016	0.01	0.00829	0.009608	0.0327	0.009836	0.01064	0.01009
Aldrin	0.0082	0.0164	0.01	0.01037	0.01024	0.00939	0.009981	0.009987	0.009961
beta-BHC	0.0084	0.0168	0.01	0.01304	0.01314	0.01254	0.0348	0.01274	0.02984
delta-BHC	0.0087	0.0174	0.01	0.01202	0.0106	0.0144	0.008703	0.008566	0.01044
4,4'-DDD	0.0096	0.0192	0.01	0.01094	0.01001	0.008794	0.0114	0.01171	0.01238
4,4'-DDE	0.0097	0.0194	0.01	0.01082	0.01002	0.009399	0.01024	0.01001	0.01081
Endosulfan sulfate	0.011	0.022	0.01	0.01466	0.01071	0.01021	0.012	0.01137	0.01174
Endrin	0.011	0.022	0.01	0.012	0.01077	0.009384	0.01059	0.01039	0.01132
Endrin aldehyde	0.011	0.022	0.01	0.01335	0.01261	0.01213	0.01187	0.01169	0.01003
Endosulfan II	0.012	0.024	0.01	0.01282	0.01116	0.009628	0.01124	0.01162	0.01105
gamma-Chlordane	0.012	0.024	0.01	0.01116	0.01065	0.009231	0.01069	0.009906	0.01077
Endosulfan I	0.013	0.026	0.01	0.01205	0.009976	0.01012	0.01067	0.01189	0.01101
alpha-Chlordane	0.014	0.028	0.01	0.01118	0.009448	0.01051	0.01108	0.01175	0.01167
4,4'-DDT	0.016	0.032	0.03	0.03108	0.02801	0.02705	0.03391	0.03316	0.03363
Methoxychlor	0.032	0.064	0.03	0.03047	0.03439	0.03177	0.09989	0.02716	0.1148
Tech Chlordane	0.033	0.066	0.03	0.03847	0.04242				
Toxaphene	0.32	0.64	0.5	0.4206	0.4074				
Kepone	0.78	1.56	1						
Isodrin	0.0046	0.0092	0.01						
Hexachlorobenzene	0.0071	0.0142	0.01						
Chlorobenzilate	0.062	0.124	0.1						
Diallate	0.1	0.2	0.1						
Mirex	0.012	0.024	0.01						

POLYCHLORINATED BIPHENYLS DATA

Ravenna, OH Data Review Checklist

Project Number: 030240.0006.05
Sample Event: January 2008
Data Reviewer/Date: Angye Dragotta/March 12, 2008

SDG: A8A310224 R0
Analysis: SW846 8082

Review Questions:	Yes	No	N/A	Comments	Qual/Criteria
1. Did Chain-of-Custody information agree with laboratory report?	✓			COC#: 336184,336178,117213	
2. Were samples preserved properly and received in good condition?	✓			Sample coolers were received between 1.1 and 4.8°C. Upon receipt, it was documented by the laboratory, that the samples were not frozen and received in good condition. No qualifications were made to sample results based on temperatures less than 2°C.	QAPP Table 4-2
3. Were holding times met?	✓			Samples collected 1/30/08 and 1/31/08, extracted on 2/4/08, and analyzed on 2/9/08.	QAPP Table 4-2 J/UJ/R
4. Were sample storage requirements met?	✓				QAPP Table 4-2
5. Were QAPP specified PQLs achieved?	✓				QAPP Table 3-5
6. Were all QAPP-specified target analytes reported?	✓				QAPP Table 3-5
7. Does the initial calibration curve consist of 5 concentration levels of Aroclors 1016 and 1260?	✓			Instrument A2HP10; ICAL on 1/29/08 Stds = 0.05, 0.1, 0.2, 0.5, 1.0, 2.0	LCG Table 3 R
8. Was the % RSD ≤ 20%? Were the r^2s >0.990?	✓				LCG Table 3 RSD>20% or r<0.99= J/R
9. Was a MDL Level Verification performed once per quarter? Were all target analytes detected?	✓			2/14/08 @2304	LCG Table 3 R
10. Was a MRL Level Verification performed at the beginning and end of the sequence or every 12 hours? Were the results 70-130%	✓			2/9/08 @ 1044,1347	LCG Table 3 >130%=J; 65-70%=J/UJ; <65%=J/R
11. Was a second source (ICV) verification performed after the ICAL? Were results 85-115%?	✓			1/29/08@1226	LCG Table 3 >115%=J; 80-85%=J/UJ; <80%=J/R
12. Were single standards of the other five Aroclors run to aid in pattern recognition and to determine a single point calibration factor?	✓				Method 8082 Section 5.6.2

Ravenna, OH Data Review Checklist

Project Number: 030240.0006.05
Sample Event: January 2008
Data Reviewer/Date: Angye Dragotta/March 12, 2008

SDG: A8A310224 R0
Analysis: SW846 8082

Review Questions:	Yes	No	N/A	Comments	Qual/Criteria
13. Was a CCV run every 12 hours?	✓			2/9/08 @ 0928,1403	LCG Table 3
14. Was the % D ≤ 15 % for each analyte or the average %D across all analytes ≤ 15% with a maximum %D for each target analyte ≤30%?	✓			The CCV analyzed on 2/9/08 at 1403 had a 1016 peak with a %D of 16.87%. No qualifications were made, as the average % D for all peaks was <15%.	LCG Table 3 D>30% (neg) =J/R D>30% (pos) =J
15. Was a method blank prepared and analyzed with each batch?	✓				LCG Table 5
16. Were target analytes <1/2 the MRL?	✓				LCG Table 5 <5x = B
17. Was an equipment blank collected and analyzed?	✓			FWGEQUIPRinse4-0612-GW	
18. Were target analytes in the field blank analyses (equipment) <1/2 the MRL?	✓				<5x = B
19. Was an LCS prepared and analyzed with each batch?	✓				LCG Table 3
20. Were the LCS recoveries within limits specified in LCG Appendix C?	✓				LCG Appendix C >UL=J; LL-30%=J/UJ; <30%=J/R
21. Was a MS/MSD pair prepared with each batch?	✓				LCG Table 3
22. Was the MS/MSD parent sample a Ravenna sample?	✓			Sample FWGLL12mw-088c-0587-GW was the parent.	
23. Were MS/MSD recoveries 40-140% and RPD ≤20%?	✓				QAPP Table 3-2 Pj
24. Was the surrogate spiked into all samples?	✓				
25. Were surrogate recoveries 50-150%?		✓		Surrogate DCB recovered below control limits in samples FWGLL12mw-154c-0591-GW (26%) and the LCS (30%). FWGLL12mw-154c-0591-GW was qualified as estimated "UJ".	LCG Table 3 >150%=J; 10-50%=J/UJ; <10%=R
26. Was a field duplicate analyzed? Were the RPDs <30%?	✓			FWGLL12mw-DUP3-0603-GW was a field duplicate for FWGLL12mw-107C-0588-GW.	QAPP Table 3-2 RPD >30=J

Ravenna, OH Data Review Checklist

Project Number: 030240.0006.05
Sample Event: January 2008
Data Reviewer/Date: Angye Dragotta/March 12, 2008

SDG: A8A310224 R0
Analysis: SW846 8082

Review Questions:	Yes	No	N/A	Comments	Qual/Criteria
27. Were all positive results verified by a second dissimilar column confirmation? Was the RPD ≤ 40?	✓				LCG Table 3 RPD>40=J
28. Were reported sample concentrations within calibration range?	✓				
29. Were laboratory-generated Quality Control Exception Reports issued? If yes, summarize contents.		✓			
30. Were lab comments included in report? If yes, summarize contents.	✓			See narrative for surrogate outliers.	

References:

Louisville Chemistry Guidelines (LCG), USACE June 2002 version 5; Section I "Chemical Analysis Criteria" Table 3 and Attachment A "Data Validation Guidelines:

Final Quality Assurance Project Plan (QAPP) Addendum for the Facility-Wide Groundwater Monitoring Program Ravenna Army Ammunition Plant, Ravenna, OH, Portage Environmental September 2004

Additional Comments:

Environmental Quality Mgt., Inc.

Client Sample ID: FWGLL12MW184C-0592-GW

GC Semivolatiles

Lot-Sample #...:	A8A310224-002	**Work Order #...:**	KGDX71AG	**Matrix.....:**	WG
Date Sampled...:	01/31/08 09:40	**Date Received..:**	01/31/08		
Prep Date.....:	02/04/08	**Analysis Date..:**	02/09/08		
Prep Batch #...:	8035022				
Dilution Factor:	1	**Initial Wgt/Vol:**	1000 mL	**Final Wgt/Vol..:**	5 mL
		Method.....:	SW846 8082		

PARAMETER	RESULT	REPORTING LIMIT	UNITS	MDL
Aroclor 1016	ND	0.50	ug/L	0.25
Aroclor 1221	ND	0.50	ug/L	0.49
Aroclor 1232	ND	0.50	ug/L	0.41
Aroclor 1242	ND	0.50	ug/L	0.11
Aroclor 1248	ND	0.50	ug/L	0.049
Aroclor 1254	ND	0.50	ug/L	0.087
Aroclor 1260	ND	0.50	ug/L	0.071

SURROGATE	PERCENT RECOVERY	RECOVERY LIMITS
Tetrachloro-m-xylene	83	(50 - 150)
Decachlorobiphenyl	67	(50 - 150)

Environmental Quality Mgt., Inc.

Client Sample ID: FWGEQUIPRINSE4-0612-GW

GC Semivolatiles

Lot-Sample #...: A8A310224-004 **Work Order #...:** KGD161AG **Matrix.....:** WQ
Date Sampled...: 01/31/08 12:10 **Date Received..:** 01/31/08
Prep Date.....: 02/04/08 **Analysis Date..:** 02/09/08
Prep Batch #...: 8035022
Dilution Factor: 1 **Initial Wgt/Vol:** 980 mL **Final Wgt/Vol..:** 5 mL
Method.....: SW846 8082

PARAMETER	RESULT	REPORTING LIMIT	UNITS	MDL
Aroclor 1016	ND	0.50	ug/L	0.25
Aroclor 1221	ND	0.50	ug/L	0.49
Aroclor 1232	ND	0.50	ug/L	0.41
Aroclor 1242	ND	0.50	ug/L	0.11
Aroclor 1248	ND	0.50	ug/L	0.049
Aroclor 1254	ND	0.50	ug/L	0.087
Aroclor 1260	ND	0.50	ug/L	0.071

SURROGATE	PERCENT RECOVERY	RECOVERY LIMITS
Tetrachloro-m-xylene	83	(50 - 150)
Decachlorobiphenyl	77	(50 - 150)

Environmental Quality Mgt., Inc.

Client Sample ID: FWGLL12mw-154C-0591-GW

GC Semivolatiles

Lot-Sample #...:	A8A310224-006	**Work Order #...:**	KGD2W1AG	**Matrix.....:**	WG
Date Sampled...:	01/30/08 16:35	**Date Received..:**	01/31/08		
Prep Date.....:	02/04/08	**Analysis Date..:**	02/09/08		
Prep Batch #...:	8035022				
Dilution Factor:	1	**Initial Wgt/Vol:**	1020 mL	**Final Wgt/Vol..:**	5 mL
		Method.....:	SW846 8082		

PARAMETER	RESULT	REPORTING LIMIT	UNITS	MDL
Aroclor 1016	ND	0.50	ug/L	0.25
Aroclor 1221	ND	0.50	ug/L	0.49
Aroclor 1232	ND	0.50	ug/L	0.41
Aroclor 1242	ND	0.50	ug/L	0.11
Aroclor 1248	ND	0.50	ug/L	0.049
Aroclor 1254	ND	0.50	ug/L	0.087
Aroclor 1260	ND	0.50	ug/L	0.071

SURROGATE	PERCENT RECOVERY	RECOVERY LIMITS
Tetrachloro-m-xylene	78	(50 - 150)
Decachlorobiphenyl	26 *	(50 - 150)

NOTE(S):

* Surrogate recovery is outside stated control limits.

Environmental Quality Mgt., Inc.

Client Sample ID: FWGLL12mw-107C-0588-GW

GC Semivolatiles

Lot-Sample #...: A8A310224-009 **Work Order #...:** KGD251AG **Matrix.....:** WG
Date Sampled...: 01/31/08 09:30 **Date Received..:** 01/31/08
Prep Date.....: 02/04/08 **Analysis Date..:** 02/09/08
Prep Batch #...: 8035022
Dilution Factor: 1 **Initial Wgt/Vol:** 1040 mL **Final Wgt/Vol..:** 5 mL
Method.....: SW846 8082

PARAMETER	RESULT	REPORTING LIMIT	UNITS	MDL
Aroclor 1016	ND	0.50	ug/L	0.25
Aroclor 1221	ND	0.50	ug/L	0.49
Aroclor 1232	ND	0.50	ug/L	0.41
Aroclor 1242	ND	0.50	ug/L	0.11
Aroclor 1248	ND	0.50	ug/L	0.049
Aroclor 1254	ND	0.50	ug/L	0.087
Aroclor 1260	ND	0.50	ug/L	0.071

SURROGATE	PERCENT RECOVERY	RECOVERY LIMITS
Tetrachloro-m-xylene	89	(50 - 150)
Decachlorobiphenyl	58	(50 - 150)

Environmental Quality Mgt., Inc.

Client Sample ID: FWGLL12mw-DUP3-0603-GW

GC Semivolatiles

Lot-Sample #...: A8A310224-011 **Work Order #...:** KGD291AG **Matrix.....:** WG
Date Sampled...: 01/31/08 09:50 **Date Received..:** 01/31/08
Prep Date.....: 02/04/08 **Analysis Date..:** 02/09/08
Prep Batch #...: 8035022
Dilution Factor: 1 **Initial Wgt/Vol:** 980 mL **Final Wgt/Vol..:** 5 mL
Method.....: SW846 8082

PARAMETER	RESULT	REPORTING LIMIT	UNITS	MDL
Aroclor 1016	ND	0.50	ug/L	0.25
Aroclor 1221	ND	0.50	ug/L	0.49
Aroclor 1232	ND	0.50	ug/L	0.41
Aroclor 1242	ND	0.50	ug/L	0.11
Aroclor 1248	ND	0.50	ug/L	0.049
Aroclor 1254	ND	0.50	ug/L	0.087
Aroclor 1260	ND	0.50	ug/L	0.071

SURROGATE	PERCENT RECOVERY	RECOVERY LIMITS
Tetrachloro-m-xylene	78	(50 - 150)
Decachlorobiphenyl	62	(50 - 150)

Environmental Quality Mgt., Inc.

Client Sample ID: FWGLL3mw-235C-0578-GW

GC Semivolatiles

Lot-Sample #...: A8A310224-013 **Work Order #...:** KGD3J1AG **Matrix.....:** WG
Date Sampled...: 01/31/08 11:30 **Date Received..:** 01/31/08
Prep Date.....: 02/04/08 **Analysis Date..:** 02/09/08
Prep Batch #...: 8035022
Dilution Factor: 1 **Initial Wgt/Vol:** 1020 mL **Final Wgt/Vol..:** 5 mL
Method.....: SW846 8082

PARAMETER	RESULT	REPORTING LIMIT	UNITS	MDL
Aroclor 1016	ND	0.50	ug/L	0.25
Aroclor 1221	ND	0.50	ug/L	0.49
Aroclor 1232	ND	0.50	ug/L	0.41
Aroclor 1242	ND	0.50	ug/L	0.11
Aroclor 1248	ND	0.50	ug/L	0.049
Aroclor 1254	ND	0.50	ug/L	0.087
Aroclor 1260	ND	0.50	ug/L	0.071

SURROGATE	PERCENT RECOVERY	RECOVERY LIMITS
Tetrachloro-m-xylene	83	(50 - 150)
Decachlorobiphenyl	58	(50 - 150)

Environmental Quality Mgt., Inc.

Client Sample ID: FWGLL12mw-088C-0587-GW

GC Semivolatiles

Lot-Sample #...: A8A310224-015 **Work Order #...:** KGD3Q1AT **Matrix.....:** WG
Date Sampled...: 01/31/08 09:35 **Date Received..:** 01/31/08
Prep Date.....: 02/04/08 **Analysis Date..:** 02/09/08
Prep Batch #...: 8035022
Dilution Factor: 1 **Initial Wgt/Vol:** 940 mL **Final Wgt/Vol..:** 5 mL
Method.....: SW846 8082

PARAMETER	RESULT	REPORTING LIMIT	UNITS	MDL
Aroclor 1016	ND	0.50	ug/L	0.25
Aroclor 1221	ND	0.50	ug/L	0.49
Aroclor 1232	ND	0.50	ug/L	0.41
Aroclor 1242	ND	0.50	ug/L	0.11
Aroclor 1248	ND	0.50	ug/L	0.049
Aroclor 1254	ND	0.50	ug/L	0.087
Aroclor 1260	ND	0.50	ug/L	0.071

SURROGATE	PERCENT RECOVERY	RECOVERY LIMITS
Tetrachloro-m-xylene	85	(50 - 150)
Decachlorobiphenyl	65	(50 - 150)

METHOD BLANK REPORT

GC Semivolatiles

Client Lot #...: A8A310224 **Work Order #...:** KGHEM1AA **Matrix.....:** WATER
MB Lot-Sample #: A8B040000-022

Prep Date.....: 02/04/08 **Final Wgt/Vol..:** 5 mL
Analysis Date..: 02/09/08 **Prep Batch #...:** 8035022
Dilution Factor: 1 **Initial Wgt/Vol:** 1000 mL

PARAMETER	RESULT	REPORTING LIMIT	UNITS	METHOD
Aroclor 1016	ND	0.50	ug/L	SW846 8082
Aroclor 1221	ND	0.50	ug/L	SW846 8082
Aroclor 1232	ND	0.50	ug/L	SW846 8082
Aroclor 1242	ND	0.50	ug/L	SW846 8082
Aroclor 1248	ND	0.50	ug/L	SW846 8082
Aroclor 1254	ND	0.50	ug/L	SW846 8082
Aroclor 1260	ND	0.50	ug/L	SW846 8082

SURROGATE	PERCENT RECOVERY	RECOVERY LIMITS
Tetrachloro-m-xylene	82	(50 - 150)
Decachlorobiphenyl	78	(50 - 150)

NOTE(S):

Calculations are performed before rounding to avoid round-off errors in calculated results.

LABORATORY CONTROL SAMPLE EVALUATION REPORT

GC Semivolatiles

Client Lot #...: A8A310224 **Work Order #...:** KGHEM1AC **Matrix.....:** WATER
LCS Lot-Sample#: A8B040000-022
Prep Date.....: 02/04/08 **Analysis Date..:** 02/09/08
Prep Batch #...: 8035022
Dilution Factor: 2 **Final Wgt/Vol..:** 5 mL
Initial Wgt/Vol: 1000 mL

PARAMETER	PERCENT RECOVERY	RECOVERY LIMITS	METHOD
Aroclor 1016	**100**	**(58 - 141)**	**SW846 8082**
Aroclor 1260	**82**	**(71 - 143)**	**SW846 8082**

SURROGATE	PERCENT RECOVERY	RECOVERY LIMITS
Tetrachloro-m-xylene	89	(50 - 150)
Decachlorobiphenyl	30 *	(50 - 150)

NOTE(S):

Calculations are performed before rounding to avoid round-off errors in calculated results.

Bold print denotes control parameters

* Surrogate recovery is outside stated control limits.

MATRIX SPIKE SAMPLE EVALUATION REPORT

GC Semivolatiles

Client Lot #...: A8A310224 **Work Order #...:** KGD3Q1AU-MS **Matrix.....:** WG
MS Lot-Sample #: A8A310224-015 KGD3Q1AV-MSD
Date Sampled...: 01/31/08 09:35 **Date Received..:** 01/31/08
Prep Date.....: 02/04/08 **Analysis Date..:** 02/09/08
Prep Batch #...: 8035022
Dilution Factor: 2 **Initial Wgt/Vol:** 500 mL **Final Wgt/Vol..:** 5 mL

PARAMETER	PERCENT RECOVERY	RECOVERY LIMITS	RPD	RPD LIMITS	METHOD
Aroclor 1016	**87**	**(50 - 150)**			**SW846 8082**
	115	**(50 - 150)**	**27**	**(0-50)**	**SW846 8082**
Aroclor 1260	**66**	**(50 - 150)**			**SW846 8082**
	73	**(50 - 150)**	**9.2**	**(0-50)**	**SW846 8082**

SURROGATE	PERCENT RECOVERY	RECOVERY LIMITS
Tetrachloro-m-xylene	80	(50 - 150)
	92	(50 - 150)
Decachlorobiphenyl	54	(50 - 150)
	57	(50 - 150)

NOTE(S):

Calculations are performed before rounding to avoid round-off errors in calculated results.

Bold print denotes control parameters

FORM 8
SEMIVOLATILE ANALYTICAL SEQUENCE

Lab Name: TESTAMERICA-NORTH CANTON Contract:

Lab Code: TALCAN Case No.: SAS No.: SDG No.: A8A310224

GC Column: RESTEK PEST CLPII ID: 0.53 (mm) Init. Calib. Date(s): 01/29/08 01/29/08

Instrument ID: A2HP10

THE ANALYTICAL SEQUENCE OF PERFORMANCE EVALUATION MIXTURES, BLANKS, SAMPLES, AND STANDARDS IS GIVEN BELOW:

MEAN SURROGATE RT FROM INITIAL CALIBRATION
S1 : 1.50 S2 : 7.80

	CLIENT SAMPLE NO.	LAB SAMPLE ID	DATE ANALYZED	TIME ANALYZED	S1 RT	#	S2 RT	#
01		E199	02/09/08	0928	1.50		7.80	
02		MRL	02/09/08	1044				
03	FWGLL12MW184	KGDX71AG	02/09/08	1059	1.50		7.80	
04	FWGEQUIPRINS	KGD161AG	02/09/08	1115	1.50		7.80	
05	FWGLL12MW-15	KGD2W1AG	02/09/08	1130	1.50		7.80	
06	FWGLL12MW-10	KGD251AG	02/09/08	1145	1.50		7.80	
07	FWGLL12MW-DU	KGD291AG	02/09/08	1201	1.50		7.80	
08	FWGLL3MW-235	KGD3J1AG	02/09/08	1216	1.50		7.80	
09	FWGLL12MW-08	KGD3Q1AT	02/09/08	1231	1.50		7.80	
10	FWGLL12MW-08	KGD3Q1AU	02/09/08	1246	1.50		7.80	
11	FWGLL12MW-08	KGD3Q1AV	02/09/08	1302	1.50		7.80	
12	KGHEMBLK	KGHEM1AA	02/09/08	1317	1.50		7.80	
13	KGHEMCHK	KGHEM1AC	02/09/08	1332	1.50		7.80	
14		MRL	02/09/08	1347				
15		E199	02/09/08	1403	1.50		7.80	
16								
17								
18								
19								
20								
21								
22								
23								
24								
25								
26								
27								
28								
29								
30								
31								
32								

QC LIMITS

S1 = TCMX (+/- 0.10 MINUTES)
S2 = DCB (+/- 0.10 MINUTES)

Column used to flag retention time values with an asterisk.
* Values outside of QC limits.

Data File: 020F2001.D
Report Date: 11-Feb-2008 08:35

TestAmerica North Canton

CONTINUING CALIBRATION COMPOUNDS

Instrument ID: a2hp10.i Injection Date: 09-FEB-2008 14:03
Lab File ID: 020F2001.D Init. Cal. Date(s): 29-JAN-2008 29-JAN-2008
Analysis Type: wipe Init. Cal. Times: 01:45 12:11
Lab Sample ID: E199 Quant Type: ESTD
Method: \\CANSVR11\dd\chem\GCS\a2hp10.i\80209-1.b\PCB10.m\PCB10R.m

COMPOUND	RRF / AMOUNT	RF0.500	MIN RRF	%D / %DRIFT	MAX %D / %DRIFT	CURVE TYPE	
$ 1 TCMX	189126602	202782500	0.010	-7.22051	15.00000	Averaged	
3 AROCLOR-1016 (1)	3410617	2834964	0.010	16.87826	15.00000	Averaged	<-
(2)	6457048	5651840	0.010	12.47022	15.00000	Averaged	
(3)	11272958	11575656	0.010	-2.68517	15.00000	Averaged	
(4)	5187818	4888256	0.010	5.77433	15.00000	Averaged	
(5)	4472505	3903598	0.010	12.72009	15.00000	Averaged	
8 AROCLOR-1260 (1)	7543292	7110118	0.010	5.74250	15.00000	Averaged	
(2)	7823123	8102878	0.010	-3.57600	15.00000	Averaged	
(3)	11347296	11771280	0.010	-3.73643	15.00000	Averaged	
(4)	7247071	7239906	0.010	0.09887	15.00000	Averaged	
(5)	13842863	14990422	0.010	-8.28990	15.00000	Averaged	
$ 12 DCB	119826303	143988950	0.010	-20.16473	15.00000	Averaged	<-

Surrogate Recovery Outlier Report

Lab Report Batch: A8A310224 **Lab ID:** STLCAN

Client Sample ID	Lab Sample ID	Analysis Method	Dilution	Matrix	Surrogate	Percent Recovery	Criteria (percent) Lower Limit	Upper Limit	Reject Point	Associated Target Analytes
FWGEQUIPRINSE4-0612-GW	A8A310224004	8270C	1	AQ	2,4,6-Tribromophenol	25	50.0	150.0	10.0	Acid
					2-Fluorophenol	35	50.0	150.0	10.0	Acid
FWGLL12mw-154C-0591-GW	A8A310224006	8081A	1	AQ	Decachlorobiphenyl	30	50.0	150.0	10.0	All Target
		8082			Decachlorobiphenyl	26	50.0	150.0	10.0	All Target

METALS DATA

Ravenna, OH Data Review Checklist

Project Number: 030240.0006.05
Sample Event: January 2008
Data Reviewer/Date: Angye Dragotta/ March 12, 2008

SDG: A8A310224 R0
Analysis: SW846 6010B/6020

Review Questions:	Yes	No	N/A	Comments	Qual/Criteria
1. Did Chain-of-Custody information agree with laboratory report?	✓			COC#: 336184,336178,117213	
2. Were samples preserved properly and received in good condition?	✓			Sample coolers were received between 1.1 and 4.8°C. Upon receipt, it was documented by the laboratory, that the samples were not frozen and received in good condition. No qualifications were made to sample results based on temperatures less than 2°C.	QAPP Table 4-2
3. Were holding times met?	✓			Samples collected 1/30/08 and 1/31/08, digested on 2/1/08, ICP analyzed on 2/1/08, and ICP-MS analyzed on 2/6/08.	QAPP Table 4-2 J/UJ/R
4. Were sample storage requirements met?	✓				QAPP Table 4-2
5. Were QAPP specified RLs achieved?	✓				QAPP Table 3-8
6. Were all QAPP-specified target analytes reported?	✓				QAPP Table 3-8
7. Did the initial calibration curve range include 3 standards and a blank?	✓				LCG Table 7 R
8. Was the ICAL performed daily?	✓				LCG Table 7 R
9. Was the correlation coefficient r≥0.995 for each analyte?	✓				LCG Table 7 R<0.995=J/R
10. Was a MDL Level Verification performed once per quarter with all target analytes detected?	✓				LCG Table 7 R
11. Was a MRL Level Verification performed at the beginning of the daily sequence? Were results 70-130%?	✓			**ICPMS**: 2/6/08@1127,2/7/08@1005 **ICP**: 1/31/08 @ 1411	LCG Table 7 >130%=J; 65-70%=J/UJ; <65%=J/R
12. Was the ICV (second source verification) analyzed after the ICAL?	✓			ICP- 1/31/08@1358 ICPMS- 2/6/08@1117,2/7/08@0954	LCG Table 7
13. Were all analytes within 90-110% in the ICV?	✓				LCG Table 7 J>110%=J; 90-85%=J/UJ; <85%=J/R
14. Was the ICB analyzed after the ICV with results <1/2 the MRL?	✓			**ICP:** Potassium was detected at 146 ug/L with a RL of 1000 ug/L. The contamination was less than ½ the RL. Therefore no qualifications were made. **ICP-MS**: 2/6/08-Beryllium was detected at 0.011ug/L with a RL of 1ug/L. 2/7/08- Beryllium was detected at 0.024ug/L and thallium at 0.15ug/L, both with an RL	LCG Table 7 < 5x = U

Review Questions:	Yes	No	N/A	Comments	Qual/Criteria
				of 1ug/L. The contamination was less than ½ the RL; therefore no qualifications were made. No qualifications were made due to negative blanks greater than ½ MRL, since the LCG doesn't specifically address negative blank values.	
15. Were CCVs analyzed every 10 samples and at the end of the analytical sequence?	✓				LCG Table 7
16. Were CCV results within 90 to 110%?	✓				LCG Table 7 >110%=J 90-85%=J/UJ; <85%=J/R
17. Were the CCBs run every 10 samples and at the end of the analytical sequence? Were results <1/2 the MRL?		✓		**ICP:** Potassium was detected in bracketing CCBs between 140 and 153 ppb with a RL of 1000 ppb. The contamination was less than ½ the RL; therefore no qualifications were made. Selenium was detected at 4.2ug/L(1606) and 2.6ug/L(1821) in the CCBs analyzed 2/1/08. No qualifications were made as there were no detected concentrations of selenium in the samples. **ICP-MS:** Beryllium was detected in bracketing CCBs between 0.0077ug/L and 0.025ug/Lwith a reporting limit of 1ug/L. Cadmium was detected between 0.01ug/L and 0.017ug/L with a RL of 0.5ug/L. Thallium was detected at 0.18ug/L in the CCB analyzed 2/7/08@1026, with a RL of 1ug/L. The contamination was less than ½ the RL for cadmium, beryllium and thallium; therefore no qualifications were made. No qualifications were made due to negative blanks greater than ½ MRL, since the LCG doesn't specifically address negative blank values.	LCG Table 7 <5x = U
18. Was an Interelement Check Standard run at the beginning of the analytical sequence?	✓				LCG Table 7
19.Was the ICS recovery within 80 to 120% of true value for each element of interest?	✓				LCG Table 7 >120%=J; 50-79%=J/UJ; <50%=Pj/R
21. Was a method blank prepared and analyzed with each batch?	✓				LCG Table 7
22. Were target analytes <1/2 the MRL in the method blank?		✓		Barium was detected at 0.99ug/L with an RL of 10.0ug/L. Calcium was detected at 429ug/L with an RL of 1000ug/L. Magnesium was detected at 76.6ug/L with an RL of 1000ug/L. Manganese was detected at 1.2ug/L with an RL of 10.0ug/L. Potassium was detected at 157ug/L with an RL of 1000ppb.There were no qualifications made for	LCG Table 7 <5x = B

Project Number: 030240.0006.05
Sample Event: January 2008
Data Reviewer/Date: Angye Dragotta/ March 12, 2008

SDG: A8A310224 R0
Analysis: SW846 6010B/6020

Review Questions:	Yes	No	N/A	Comments	Qual/Criteria
				barium, calcium, magnesium, manganese or potassium since the MB values were less than ½ the MRL. Iron was detected at 49.4ug/L with an RL of 50ug/L. Zinc was detected at 5.2ug/L with an RL of 10ug/L. Samples with detected concentrations of iron and/or zinc less than 5x the method blank contamination were flagged, "B".	
23. Was a field blank collected and analyzed?	✓			FWGEQUIPRinse4-612-GW.	
24. Were target analytes reported in the field blank analyses <1/2 the MRL?		✓		Potassium was detected at 154ug/L with an RL of 1000 ug/L. The contamination was less than ½ MRL; therefore no qualifications were made.	<5x=B
25. Was a LCS prepared and analyzed with each batch?	✓				LCG Table 7
26. Were the LCS recoveries within limits specified in LCG Appendix C?	✓				LCG Appendix C >UL=J; 60%-LL= J/UJ; <60%=J/R
27. Was a MS prepared with each batch?	✓				LCG Table 7
28. Was the MS and Lab Duplicate parent sample a Ravenna sample?	✓			Sample FWGLL12mw-088c-0587-GF was the parent.	
29. Were the MS recoveries within 75-125%?	✓				LCG Table 7 >125% = J 30% - 75% = J/UJ <30% = J/R
30. Was the lab sample duplicate RPD ≤20%?		✓		The RPDs for iron was 23% and for zinc 119%. All detected Iron and zinc results were flagged estimated "J".	LCG Table 7 >20% = J
31. Was a Post Digestion Spike analyzed as needed? Were results within 75-125%?			✓		LCG Table 7 >125%=J; 30-75%=J/UJ; <30%=R
32. Was a serial dilution performed as needed?	✓				
33. Was the 4 fold dilution within ± 10% of the original result?	✓				LCG Table 7 >10%=J
34. Was a field duplicate analyzed? Were the RPDs ± 30%?	✓			FWGLL12mw-DUP4-0604-GF was a field duplicate for FWGLL12mw-245C-0600-GF.	QAPP Table 3-2 >30% = J

Ravenna, OH Data Review Checklist

Project Number: 030240.0006.05
Sample Event: January 2008
Data Reviewer/Date: Angye Dragotta/ March 12, 2008

SDG: A8A310224 R0
Analysis: SW846 6010B/6020

Review Questions:	Yes	No	N/A	Comments	Qual/Criteria
35. Were sample concentrations within calibration range?	✓			ADR checked section.	
36. Were laboratory-generated Quality Control Exception Reports issued? If yes, summarize contents.		✓			
37. Were lab comments included in report? If yes, summarize contents.	✓			See narrative.	

References:

Louisville Chemistry Guidelines (LCG), USACE June 2002 version 5; Section I "Chemical Analysis Criteria" Table 7 and Attachment A "Data Validation Guidelines:

Final Quality Assurance Project Plan (QAPP) Addendum for the Facility-Wide Groundwater Monitoring Program Ravenna Army Ammunition Plant, Ravenna, OH, Portage Environmental September 2004

Additional Comments:

Ravenna, OH Data Review Checklist

Project Number: 030240.0006.05
Sample Event: January 2008
Data Reviewer/Date: Angye Dragotta/ March 11, 2008

SDG: A8A310102 R0
Analysis: SW846 7470A

Review Questions:	Yes	No	N/A	Comments	Qual/Criteria
1. Did Chain-of-Custody information agree with laboratory report?	✓			COC#: 336184,336178,117213	
2. Were samples preserved properly and received in good condition?	✓			Sample coolers were received between 1.1 and 4.8°C. Upon receipt, it was documented by the laboratory, that the samples were not frozen and received in good condition. No qualifications were made to sample results based on temperatures less than 2°C.	QAPP Table 4-2
3. Were holding times met?	✓			Samples collected 1/30/08 and 1/31/08, digested on 2/1/08, analyzed on 2/6/08.	QAPP Table 4-2 J/UJ/R
4. Were sample storage requirements met?	✓				QAPP Table 4-2
5. Were QAPP specified RLs achieved?	✓				QAPP Table 3.8
6. Were all QAPP-specified target analytes reported?	✓				QAPP Table 3-8
7. Did the initial calibration curve range include 5 standards and a blank?	✓				LCG Table 9 R
8. Was the correlation coefficient ≥ 0.995 for Hg?	✓			R = 0.999846	LCG Table 9 R<0.995=J/R
9. Was a MDL Level Verification performed once per quarter with all target analytes detected?	✓				LCG Table 9 R
10. Was a MRL Level Verification performed at the beginning of every daily analytical sequence with 70-130%?	✓			2/6/08@0840	LCG Table 9 >130%=J; 70-65%=J/UJ; <65%=J/R
11. Was the ICV analyzed after the ICAL but before samples with recoveries between 80-120%?	✓			2/6/08@0837	LCG Table 9 >120%=J; 80-75%=J/UJ; <75%=J/R
12. Was the ICB analyzed after the ICAL with results <1/2 the MRL?	✓				LCG Table 9 <5x = U
13. Were the CCVs analyzed every 10 samples and at the end of the analytical sequence?	✓				LCG Table 9
14. Were CCV results within 80 to 120%?	✓				LCG Table 9 >120%=J; 80-75%=J/UJ; <75%=J/R

Ravenna, OH Data Review Checklist

Project Number: 030240.0006.05
Sample Event: January 2008
Data Reviewer/Date: Angye Dragotta/ March 11, 2008

SDG: A8A310102 R0
Analysis: SW846 7470A

Review Questions:	Yes	No	N/A	Comments	Qual/Criteria
15. Were the CCBs analyzed every 10 samples and at the end of the analytical sequence? Were results <1/2 the MRL?	✓			No qualifications were made due to negative blanks greater than ½ MRL, since the LCG doesn't specifically address negative blank values.	LCG Table 9 <5x = U
16. Was a method blank prepared and analyzed with each batch?	✓				LCG Table 9
17. Were target analytes detected in the method blank <1/2 the MRL?	✓				LCG Table 9 <5x = B
18. Was a field blank collected and analyzed?	✓			FWGEQUIPRinse4-612-GW.	
19. Were target analytes reported in the field blank analyses at <1/2 the MRL?	✓				<5x=B
20. Was a LCS prepared and analyzed with each batch?	✓				LCG Table 9
21. Were the LCS recoveries within 80-120%?	✓				LCG Table 9 J>120%=J; 50-79%=J/UJ; <50%=R
22. Was a MS prepared with each batch?	✓				LCG Table 9
23. Was the MS and Lab Duplicate parent sample a Ravenna sample?	✓			Sample FWGLL12mw-088c-0587-GF was the parent.	
24. Were the MS recoveries within 80-120%?	✓				LCG Table 9 >125% = J 30% - 75% = J/UJ <30% = J/R
25. Was the Matrix Duplicate RPD ± 20%?	✓				LCG Table 9 >20% = J
26. Was a field duplicate analyzed? Were the RPDs ± 30%?	✓			FWGLL12mw-DUP3-0603-GF was a field duplicate for FWGLL12mw-107C-0588-GF.	QAPP Table 3-2
27. Were sample concentrations within calibration range?	✓				
28. Were laboratory-generated Quality Control Exception Reports issued? If yes, summarize contents.		✓			

Ravenna, OH Data Review Checklist

Project Number: 030240.0006.05
Sample Event: January 2008
Data Reviewer/Date: Angye Dragotta/ March 11, 2008

SDG: A8A310102 R0
Analysis: SW846 7470A

Review Questions:	Yes	No	N/A	Comments	Qual/Criteria
29. Were lab comments included in report? If yes, summarize contents.		✓			

References:

Louisville Chemistry Guidelines (LCG), USACE June 2002 version 5; Section I "Chemical Analysis Criteria" Table 9 and Attachment A "Data Validation Guidelines:

Final Quality Assurance Project Plan (QAPP) Addendum for the Facility-Wide Groundwater Monitoring Program Ravenna Army Ammunition Plant, Ravenna, OH, Portage Environmental September 2004

Additional Comments:

Environmental Quality Mgt., Inc.

Client Sample ID: FWGLL12MW184C-0592-GF

TOTAL Metals

Lot-Sample #...: A8A310224-003 **Matrix.....:** WG
Date Sampled...: 01/31/08 09:40 **Date Received..:** 01/31/08

PARAMETER	RESULT	REPORTING LIMIT	UNITS	METHOD	PREPARATION-ANALYSIS DATE	WORK ORDER #
Prep Batch #...: 8032013						
Silver	ND	5.0	ug/L	SW846 6010B	02/01/08	KGD1R1AM
		Dilution Factor: 1		Analysis Time..: 16:20	Analyst ID.....: 001644	
		Instrument ID..: I5		MDL.....: 2.2		
Aluminum	ND	50.0	ug/L	SW846 6020	02/01-02/06/08	KGD1R1AA
		Dilution Factor: 1		Analysis Time..: 15:02	Analyst ID.....: 002260	
		Instrument ID..: I8		MDL.....: 19.0		
Arsenic	**13.5**	**5.0**	**ug/L**	**SW846 6010B**	**02/01/08**	**KGD1R1AJ**
		Dilution Factor: 1		Analysis Time..: 16:20	Analyst ID.....: 001644	
		Instrument ID..: I5		MDL.....: 3.2		
Barium	**10.9 J**	**10.0**	**ug/L**	**SW846 6010B**	**02/01/08**	**KGD1R1AN**
		Dilution Factor: 1		Analysis Time..: 16:20	Analyst ID.....: 001644	
		Instrument ID..: I5		MDL.....: 0.67		
Beryllium	ND	1.0	ug/L	SW846 6020	02/01-02/06/08	KGD1R1AC
		Dilution Factor: 1		Analysis Time..: 15:02	Analyst ID.....: 002260	
		Instrument ID..: I8		MDL.....: 0.20		
Calcium	**203000 J**	**1000**	**ug/L**	**SW846 6010B**	**02/01/08**	**KGD1R1AP**
		Dilution Factor: 1		Analysis Time..: 16:20	Analyst ID.....: 001644	
		Instrument ID..: I5		MDL.....: 130		
Cadmium	ND	0.50	ug/L	SW846 6020	02/01-02/06/08	KGD1R1AD
		Dilution Factor: 1		Analysis Time..: 15:02	Analyst ID.....: 002260	
		Instrument ID..: I8		MDL.....: 0.13		
Cobalt	ND	5.0	ug/L	SW846 6010B	02/01/08	KGD1R1AQ
		Dilution Factor: 1		Analysis Time..: 16:20	Analyst ID.....: 001644	
		Instrument ID..: I5		MDL.....: 1.7		
Chromium	ND	5.0	ug/L	SW846 6010B	02/01/08	KGD1R1AR
		Dilution Factor: 1		Analysis Time..: 16:20	Analyst ID.....: 001644	
		Instrument ID..: I5		MDL.....: 2.2		
Copper	ND	5.0	ug/L	SW846 6010B	02/01/08	KGD1R1AT
		Dilution Factor: 1		Analysis Time..: 16:20	Analyst ID.....: 001644	
		Instrument ID..: I5		MDL.....: 4.5		

(Continued on next page)

Environmental Quality Mgt., Inc.

Client Sample ID: FWGLL12MW184C-0592-GF

TOTAL Metals

Lot-Sample #...: A8A310224-003 **Matrix.....:** WG

PARAMETER	RESULT	REPORTING LIMIT	UNITS	METHOD	PREPARATION-ANALYSIS DATE	WORK ORDER #
Iron	**2410 J**	**50.0**	**ug/L**	**SW846 6020**	**02/01-02/06/08**	**KGD1R1AE**
		Dilution Factor: 1		Analysis Time..: 15:02	Analyst ID.....: 002260	
		Instrument ID..: I8		MDL.....: 26.0		
Mercury	ND	0.20	ug/L	SW846 7470A	02/01-02/06/08	KGD1R1A2
		Dilution Factor: 1		Analysis Time..: 10:30	Analyst ID.....: 001086	
		Instrument ID..: H4		MDL.....: 0.12		
Potassium	**3130 J**	**1000**	**ug/L**	**SW846 6010B**	**02/01/08**	**KGD1R1AU**
		Dilution Factor: 1		Analysis Time..: 16:20	Analyst ID.....: 001644	
		Instrument ID..: I5		MDL.....: 72.0		
Magnesium	**149000 J**	**1000**	**ug/L**	**SW846 6010B**	**02/01/08**	**KGD1R1AV**
		Dilution Factor: 1		Analysis Time..: 16:20	Analyst ID.....: 001644	
		Instrument ID..: I5		MDL.....: 34.0		
Manganese	**498 J**	**10.0**	**ug/L**	**SW846 6010B**	**02/01/08**	**KGD1R1AW**
		Dilution Factor: 1		Analysis Time..: 16:20	Analyst ID.....: 001644	
		Instrument ID..: I5		MDL.....: 0.41		
Sodium	**37900**	**1000**	**ug/L**	**SW846 6010B**	**02/01/08**	**KGD1R1AX**
		Dilution Factor: 1		Analysis Time..: 16:20	Analyst ID.....: 001644	
		Instrument ID..: I5		MDL.....: 590		
Nickel	ND	10.0	ug/L	SW846 6010B	02/01/08	KGD1R1A0
		Dilution Factor: 1		Analysis Time..: 16:20	Analyst ID.....: 001644	
		Instrument ID..: I5		MDL.....: 3.2		
Lead	ND	3.0	ug/L	SW846 6010B	02/01/08	KGD1R1AK
		Dilution Factor: 1		Analysis Time..: 16:20	Analyst ID.....: 001644	
		Instrument ID..: I5		MDL.....: 1.9		
Antimony	ND	2.0	ug/L	SW846 6020	02/01-02/06/08	KGD1R1AF
		Dilution Factor: 1		Analysis Time..: 15:02	Analyst ID.....: 002260	
		Instrument ID..: I8		MDL.....: 0.13		
Selenium	ND	5.0	ug/L	SW846 6010B	02/01/08	KGD1R1AL
		Dilution Factor: 1		Analysis Time..: 16:20	Analyst ID.....: 001644	
		Instrument ID..: I5		MDL.....: 4.1		

(Continued on next page)

Environmental Quality Mgt., Inc.

Client Sample ID: FWGLL12MW184C-0592-GF

TOTAL Metals

Lot-Sample #...: A8A310224-003 **Matrix.....:** WG

PARAMETER	RESULT	REPORTING LIMIT	UNITS	METHOD	PREPARATION-ANALYSIS DATE	WORK ORDER #
Thallium	ND	1.0	ug/L	SW846 6020	02/01-02/06/08	KGD1R1AH
		Dilution Factor: 1		Analysis Time..: 15:02	Analyst ID.....: 002260	
		Instrument ID..: I8		MDL.....: 0.14		
Vanadium	ND	10.0	ug/L	SW846 6010B	02/01/08	KGD1R1A1
		Dilution Factor: 1		Analysis Time..: 16:20	Analyst ID.....: 001644	
		Instrument ID..: I5		MDL.....: 0.64		
Zinc	**6.0 B,J**	**10.0**	**ug/L**	**SW846 6020**	**02/01-02/06/08**	**KGD1R1AG**
		Dilution Factor: 1		Analysis Time..: 15:02	Analyst ID.....: 002260	
		Instrument ID..: I8		MDL.....: 2.3		

NOTE(S):

J Method blank contamination. The associated method blank contains the target analyte at a reportable level.

B Estimated result. Result is less than RL.

Environmental Quality Mgt., Inc.

Client Sample ID: FWGEQUIPRINSE4-0612-GW

TOTAL Metals

Lot-Sample #...: A8A310224-004 **Matrix.....:** WQ
Date Sampled...: 01/31/08 12:10 **Date Received..:** 01/31/08

PARAMETER	RESULT	REPORTING LIMIT	UNITS	METHOD	PREPARATION-ANALYSIS DATE	WORK ORDER #
Prep Batch #...: 8032013						
Silver	ND	5.0	ug/L	SW846 6010B	02/01/08	KGD161AU
		Dilution Factor: 1		Analysis Time..: 16:25	Analyst ID.....: 001644	
		Instrument ID..: I5		MDL.....: 2.2		
Aluminum	ND	50.0	ug/L	SW846 6020	02/01-02/06/08	KGD161AH
		Dilution Factor: 1		Analysis Time..: 15:06	Analyst ID.....: 002260	
		Instrument ID..: I8		MDL.....: 19.0		
Arsenic	ND	5.0	ug/L	SW846 6010B	02/01/08	KGD161AQ
		Dilution Factor: 1		Analysis Time..: 16:25	Analyst ID.....: 001644	
		Instrument ID..: I5		MDL.....: 3.2		
Barium	ND	10.0	ug/L	SW846 6010B	02/01/08	KGD161AV
		Dilution Factor: 1		Analysis Time..: 16:25	Analyst ID.....: 001644	
		Instrument ID..: I5		MDL.....: 0.67		
Beryllium	ND	1.0	ug/L	SW846 6020	02/01-02/06/08	KGD161AJ
		Dilution Factor: 1		Analysis Time..: 15:06	Analyst ID.....: 002260	
		Instrument ID..: I8		MDL.....: 0.20		
Calcium	ND	1000	ug/L	SW846 6010B	02/01/08	KGD161AW
		Dilution Factor: 1		Analysis Time..: 16:25	Analyst ID.....: 001644	
		Instrument ID..: I5		MDL.....: 130		
Cadmium	ND	0.50	ug/L	SW846 6020	02/01-02/06/08	KGD161AK
		Dilution Factor: 1		Analysis Time..: 15:06	Analyst ID.....: 002260	
		Instrument ID..: I8		MDL.....: 0.13		
Cobalt	ND	5.0	ug/L	SW846 6010B	02/01/08	KGD161AX
		Dilution Factor: 1		Analysis Time..: 16:25	Analyst ID.....: 001644	
		Instrument ID..: I5		MDL.....: 1.7		
Chromium	ND	5.0	ug/L	SW846 6010B	02/01/08	KGD161A0
		Dilution Factor: 1		Analysis Time..: 16:25	Analyst ID.....: 001644	
		Instrument ID..: I5		MDL.....: 2.2		
Copper	ND	5.0	ug/L	SW846 6010B	02/01/08	KGD161A1
		Dilution Factor: 1		Analysis Time..: 16:25	Analyst ID.....: 001644	
		Instrument ID..: I5		MDL.....: 4.5		

(Continued on next page)

Environmental Quality Mgt., Inc.

Client Sample ID: FWGEQUIPRINSE4-0612-GW

TOTAL Metals

Lot-Sample #...: A8A310224-004 **Matrix.....:** WQ

PARAMETER	RESULT	REPORTING LIMIT	UNITS	METHOD	PREPARATION-ANALYSIS DATE	WORK ORDER #
Iron	ND	50.0	ug/L	SW846 6020	02/01-02/06/08	KGD161AL
		Dilution Factor: 1		Analysis Time..: 15:06	Analyst ID.....: 002260	
		Instrument ID..: I8		MDL.....: 26.0		
Mercury	ND	0.20	ug/L	SW846 7470A	02/01-02/06/08	KGD161A8
		Dilution Factor: 1		Analysis Time..: 10:28	Analyst ID.....: 001086	
		Instrument ID..: H4		MDL.....: 0.12		
Potassium	**154 B,J**	**1000**	**ug/L**	**SW846 6010B**	**02/01/08**	**KGD161A2**
		Dilution Factor: 1		Analysis Time..: 16:25	Analyst ID.....: 001644	
		Instrument ID..: I5		MDL.....: 72.0		
Magnesium	ND	1000	ug/L	SW846 6010B	02/01/08	KGD161A3
		Dilution Factor: 1		Analysis Time..: 16:25	Analyst ID.....: 001644	
		Instrument ID..: I5		MDL.....: 34.0		
Manganese	ND	10.0	ug/L	SW846 6010B	02/01/08	KGD161A4
		Dilution Factor: 1		Analysis Time..: 16:25	Analyst ID.....: 001644	
		Instrument ID..: I5		MDL.....: 0.41		
Sodium	ND	1000	ug/L	SW846 6010B	02/01/08	KGD161A5
		Dilution Factor: 1		Analysis Time..: 16:25	Analyst ID.....: 001644	
		Instrument ID..: I5		MDL.....: 590		
Nickel	ND	10.0	ug/L	SW846 6010B	02/01/08	KGD161A6
		Dilution Factor: 1		Analysis Time..: 16:25	Analyst ID.....: 001644	
		Instrument ID..: I5		MDL.....: 3.2		
Lead	ND	3.0	ug/L	SW846 6010B	02/01/08	KGD161AR
		Dilution Factor: 1		Analysis Time..: 16:25	Analyst ID.....: 001644	
		Instrument ID..: I5		MDL.....: 1.9		
Antimony	ND	2.0	ug/L	SW846 6020	02/01-02/06/08	KGD161AM
		Dilution Factor: 1		Analysis Time..: 15:06	Analyst ID.....: 002260	
		Instrument ID..: I8		MDL.....: 0.13		
Selenium	ND	5.0	ug/L	SW846 6010B	02/01/08	KGD161AT
		Dilution Factor: 1		Analysis Time..: 16:25	Analyst ID.....: 001644	
		Instrument ID..: I5		MDL.....: 4.1		

(Continued on next page)

Environmental Quality Mgt., Inc.

Client Sample ID: FWGEQUIPRINSE4-0612-GW

TOTAL Metals

Lot-Sample #...: A8A310224-004 **Matrix.....:** WQ

PARAMETER	RESULT	REPORTING LIMIT	UNITS	METHOD	PREPARATION-ANALYSIS DATE	WORK ORDER #
Thallium	ND	1.0	ug/L	SW846 6020	02/01-02/06/08	KGD161AP
		Dilution Factor: 1		Analysis Time..: 15:06	Analyst ID.....: 002260	
		Instrument ID..: I8		MDL.....: 0.14		
Vanadium	ND	10.0	ug/L	SW846 6010B	02/01/08	KGD161A7
		Dilution Factor: 1		Analysis Time..: 16:25	Analyst ID.....: 001644	
		Instrument ID..: I5		MDL.....: 0.64		
Zinc	ND	10.0	ug/L	SW846 6020	02/01-02/06/08	KGD161AN
		Dilution Factor: 1		Analysis Time..: 15:06	Analyst ID.....: 002260	
		Instrument ID..: I8		MDL.....: 2.3		

NOTE(S):

B Estimated result. Result is less than RL.

J Method blank contamination. The associated method blank contains the target analyte at a reportable level.

Environmental Quality Mgt., Inc.

Client Sample ID: FWGLL12mw-154C-0591-GF

TOTAL Metals

Lot-Sample #...: A8A310224-007 **Matrix.....:** WG
Date Sampled...: 01/30/08 16:35 **Date Received..:** 01/31/08

PARAMETER	RESULT	REPORTING LIMIT	UNITS	METHOD	PREPARATION-ANALYSIS DATE	WORK ORDER #
Prep Batch #...: 8032013						
Silver	ND	5.0	ug/L	SW846 6010B	02/01/08	KGD2X1AQ
		Dilution Factor: 1		Analysis Time..: 16:30	Analyst ID.....: 001644	
		Instrument ID..: I5		MDL.....: 2.2		
Aluminum	**4820**	**50.0**	**ug/L**	**SW846 6020**	**02/01-02/06/08**	**KGD2X1AE**
		Dilution Factor: 1		Analysis Time..: 15:10	Analyst ID.....: 002260	
		Instrument ID..: I8		MDL.....: 19.0		
Arsenic	**651**	**5.0**	**ug/L**	**SW846 6010B**	**02/01/08**	**KGD2X1AM**
		Dilution Factor: 1		Analysis Time..: 16:30	Analyst ID.....: 001644	
		Instrument ID..: I5		MDL.....: 3.2		
Barium	**117 J**	**10.0**	**ug/L**	**SW846 6010B**	**02/01/08**	**KGD2X1AR**
		Dilution Factor: 1		Analysis Time..: 16:30	Analyst ID.....: 001644	
		Instrument ID..: I5		MDL.....: 0.67		
Beryllium	**0.24 B**	**1.0**	**ug/L**	**SW846 6020**	**02/01-02/06/08**	**KGD2X1AF**
		Dilution Factor: 1		Analysis Time..: 15:10	Analyst ID.....: 002260	
		Instrument ID..: I8		MDL.....: 0.20		
Calcium	**130000 J**	**1000**	**ug/L**	**SW846 6010B**	**02/01/08**	**KGD2X1AT**
		Dilution Factor: 1		Analysis Time..: 16:30	Analyst ID.....: 001644	
		Instrument ID..: I5		MDL.....: 130		
Cadmium	ND	0.50	ug/L	SW846 6020	02/01-02/06/08	KGD2X1AG
		Dilution Factor: 1		Analysis Time..: 15:10	Analyst ID.....: 002260	
		Instrument ID..: I8		MDL.....: 0.13		
Cobalt	**4.7 B**	**5.0**	**ug/L**	**SW846 6010B**	**02/01/08**	**KGD2X1AU**
		Dilution Factor: 1		Analysis Time..: 16:30	Analyst ID.....: 001644	
		Instrument ID..: I5		MDL.....: 1.7		
Chromium	**5.9**	**5.0**	**ug/L**	**SW846 6010B**	**02/01/08**	**KGD2X1AV**
		Dilution Factor: 1		Analysis Time..: 16:30	Analyst ID.....: 001644	
		Instrument ID..: I5		MDL.....: 2.2		
Copper	**10.7**	**5.0**	**ug/L**	**SW846 6010B**	**02/01/08**	**KGD2X1AW**
		Dilution Factor: 1		Analysis Time..: 16:30	Analyst ID.....: 001644	
		Instrument ID..: I5		MDL.....: 4.5		

(Continued on next page)

Environmental Quality Mgt., Inc.

Client Sample ID: FWGLL12mw-154C-0591-GF

TOTAL Metals

Lot-Sample #...: A8A310224-007 **Matrix.....:** WG

PARAMETER	RESULT	REPORTING LIMIT	UNITS	METHOD	PREPARATION-ANALYSIS DATE	WORK ORDER #
Iron	**53200 J**	**50.0**	**ug/L**	**SW846 6020**	**02/01-02/06/08**	**KGD2X1AH**
		Dilution Factor: 1		Analysis Time..: 15:10	Analyst ID.....: 002260	
		Instrument ID..: I8		MDL.....: 26.0		
Mercury	ND	0.20	ug/L	SW846 7470A	02/01-02/06/08	KGD2X1AD
		Dilution Factor: 1		Analysis Time..: 10:32	Analyst ID.....: 001086	
		Instrument ID..: H4		MDL.....: 0.12		
Potassium	**3430 J**	**1000**	**ug/L**	**SW846 6010B**	**02/01/08**	**KGD2X1AX**
		Dilution Factor: 1		Analysis Time..: 16:30	Analyst ID.....: 001644	
		Instrument ID..: I5		MDL.....: 72.0		
Magnesium	**58300 J**	**1000**	**ug/L**	**SW846 6010B**	**02/01/08**	**KGD2X1A0**
		Dilution Factor: 1		Analysis Time..: 16:30	Analyst ID.....: 001644	
		Instrument ID..: I5		MDL.....: 34.0		
Manganese	**213 J**	**10.0**	**ug/L**	**SW846 6010B**	**02/01/08**	**KGD2X1A1**
		Dilution Factor: 1		Analysis Time..: 16:30	Analyst ID.....: 001644	
		Instrument ID..: I5		MDL.....: 0.41		
Sodium	**20100**	**1000**	**ug/L**	**SW846 6010B**	**02/01/08**	**KGD2X1A2**
		Dilution Factor: 1		Analysis Time..: 16:30	Analyst ID.....: 001644	
		Instrument ID..: I5		MDL.....: 590		
Nickel	**11.3**	**10.0**	**ug/L**	**SW846 6010B**	**02/01/08**	**KGD2X1AA**
		Dilution Factor: 1		Analysis Time..: 16:30	Analyst ID.....: 001644	
		Instrument ID..: I5		MDL.....: 3.2		
Lead	**5.4**	**3.0**	**ug/L**	**SW846 6010B**	**02/01/08**	**KGD2X1AN**
		Dilution Factor: 1		Analysis Time..: 16:30	Analyst ID.....: 001644	
		Instrument ID..: I5		MDL.....: 1.9		
Antimony	**0.33 B**	**2.0**	**ug/L**	**SW846 6020**	**02/01-02/06/08**	**KGD2X1AJ**
		Dilution Factor: 1		Analysis Time..: 15:10	Analyst ID.....: 002260	
		Instrument ID..: I8		MDL.....: 0.13		
Selenium	ND	5.0	ug/L	SW846 6010B	02/01/08	KGD2X1AP
		Dilution Factor: 1		Analysis Time..: 16:30	Analyst ID.....: 001644	
		Instrument ID..: I5		MDL.....: 4.1		

(Continued on next page)

Environmental Quality Mgt., Inc.

Client Sample ID: FWGLL12mw-154C-0591-GF

TOTAL Metals

Lot-Sample #...: A8A310224-007 Matrix.....: WG

PARAMETER	RESULT	REPORTING LIMIT	UNITS	METHOD	PREPARATION-ANALYSIS DATE	WORK ORDER #
Thallium	ND	1.0	ug/L	SW846 6020	02/01-02/06/08	KGD2X1AL
		Dilution Factor: 1		Analysis Time..: 15:10	Analyst ID.....: 002260	
		Instrument ID..: I8		MDL.....: 0.14		
Vanadium	**7.8 B**	**10.0**	**ug/L**	**SW846 6010B**	**02/01/08**	**KGD2X1AC**
		Dilution Factor: 1		Analysis Time..: 16:30	Analyst ID.....: 001644	
		Instrument ID..: I5		MDL.....: 0.64		
Zinc	**39.3 J**	**10.0**	**ug/L**	**SW846 6020**	**02/01-02/06/08**	**KGD2X1AK**
		Dilution Factor: 1		Analysis Time..: 15:10	Analyst ID.....: 002260	
		Instrument ID..: I8		MDL.....: 2.3		

NOTE(S):

J Method blank contamination. The associated method blank contains the target analyte at a reportable level.

B Estimated result. Result is less than RL.

Environmental Quality Mgt., Inc.

Client Sample ID: FWGLL12mw-107C-0588-GF

TOTAL Metals

Lot-Sample #...: A8A310224-010 **Matrix.....:** WG
Date Sampled...: 01/31/08 09:30 **Date Received..:** 01/31/08

PARAMETER	RESULT	REPORTING LIMIT	UNITS	METHOD	PREPARATION-ANALYSIS DATE	WORK ORDER #
Prep Batch #...: 8032013						
Silver	ND	5.0	ug/L	SW846 6010B	02/01/08	KGD271AQ
		Dilution Factor: 1		Analysis Time..: 16:35	Analyst ID.....: 001644	
		Instrument ID..: I5		MDL.....: 2.2		
Aluminum	ND	50.0	ug/L	SW846 6020	02/01-02/06/08	KGD271AE
		Dilution Factor: 1		Analysis Time..: 15:14	Analyst ID.....: 002260	
		Instrument ID..: I8		MDL.....: 19.0		
Arsenic	**17.4**	**5.0**	**ug/L**	**SW846 6010B**	**02/01/08**	**KGD271AM**
		Dilution Factor: 1		Analysis Time..: 16:35	Analyst ID.....: 001644	
		Instrument ID..: I5		MDL.....: 3.2		
Barium	**27.0 J**	**10.0**	**ug/L**	**SW846 6010B**	**02/01/08**	**KGD271AR**
		Dilution Factor: 1		Analysis Time..: 16:35	Analyst ID.....: 001644	
		Instrument ID..: I5		MDL.....: 0.67		
Beryllium	ND	1.0	ug/L	SW846 6020	02/01-02/06/08	KGD271AF
		Dilution Factor: 1		Analysis Time..: 15:14	Analyst ID.....: 002260	
		Instrument ID..: I8		MDL.....: 0.20		
Calcium	**157000 J**	**1000**	**ug/L**	**SW846 6010B**	**02/01/08**	**KGD271AT**
		Dilution Factor: 1		Analysis Time..: 16:35	Analyst ID.....: 001644	
		Instrument ID..: I5		MDL.....: 130		
Cadmium	ND	0.50	ug/L	SW846 6020	02/01-02/06/08	KGD271AG
		Dilution Factor: 1		Analysis Time..: 15:14	Analyst ID.....: 002260	
		Instrument ID..: I8		MDL.....: 0.13		
Cobalt	ND	5.0	ug/L	SW846 6010B	02/01/08	KGD271AU
		Dilution Factor: 1		Analysis Time..: 16:35	Analyst ID.....: 001644	
		Instrument ID..: I5		MDL.....: 1.7		
Chromium	ND	5.0	ug/L	SW846 6010B	02/01/08	KGD271AV
		Dilution Factor: 1		Analysis Time..: 16:35	Analyst ID.....: 001644	
		Instrument ID..: I5		MDL.....: 2.2		
Copper	ND	5.0	ug/L	SW846 6010B	02/01/08	KGD271AW
		Dilution Factor: 1		Analysis Time..: 16:35	Analyst ID.....: 001644	
		Instrument ID..: I5		MDL.....: 4.5		

(Continued on next page)

Environmental Quality Mgt., Inc.

Client Sample ID: FWGLL12mw-107C-0588-GF

TOTAL Metals

Lot-Sample #...: A8A310224-010 **Matrix.....:** WG

PARAMETER	RESULT	REPORTING LIMIT	UNITS	METHOD	PREPARATION-ANALYSIS DATE	WORK ORDER #
Iron	**2090 J**	**50.0**	**ug/L**	**SW846 6020**	**02/01-02/06/08**	**KGD271AH**
		Dilution Factor: 1		Analysis Time..: 15:14	Analyst ID.....: 002260	
		Instrument ID..: I8		MDL.....: 26.0		
Mercury	ND	0.20	ug/L	SW846 7470A	02/01-02/06/08	KGD271AD
		Dilution Factor: 1		Analysis Time..: 10:31	Analyst ID.....: 001086	
		Instrument ID..: H4		MDL.....: 0.12		
Potassium	**3560 J**	**1000**	**ug/L**	**SW846 6010B**	**02/01/08**	**KGD271AX**
		Dilution Factor: 1		Analysis Time..: 16:35	Analyst ID.....: 001644	
		Instrument ID..: I5		MDL.....: 72.0		
Magnesium	**67800 J**	**1000**	**ug/L**	**SW846 6010B**	**02/01/08**	**KGD271A0**
		Dilution Factor: 1		Analysis Time..: 16:35	Analyst ID.....: 001644	
		Instrument ID..: I5		MDL.....: 34.0		
Manganese	**225 J**	**10.0**	**ug/L**	**SW846 6010B**	**02/01/08**	**KGD271A1**
		Dilution Factor: 1		Analysis Time..: 16:35	Analyst ID.....: 001644	
		Instrument ID..: I5		MDL.....: 0.41		
Sodium	**17700**	**1000**	**ug/L**	**SW846 6010B**	**02/01/08**	**KGD271A2**
		Dilution Factor: 1		Analysis Time..: 16:35	Analyst ID.....: 001644	
		Instrument ID..: I5		MDL.....: 590		
Nickel	ND	10.0	ug/L	SW846 6010B	02/01/08	KGD271AA
		Dilution Factor: 1		Analysis Time..: 16:35	Analyst ID.....: 001644	
		Instrument ID..: I5		MDL.....: 3.2		
Lead	ND	3.0	ug/L	SW846 6010B	02/01/08	KGD271AN
		Dilution Factor: 1		Analysis Time..: 16:35	Analyst ID.....: 001644	
		Instrument ID..: I5		MDL.....: 1.9		
Antimony	ND	2.0	ug/L	SW846 6020	02/01-02/06/08	KGD271AJ
		Dilution Factor: 1		Analysis Time..: 15:14	Analyst ID.....: 002260	
		Instrument ID..: I8		MDL.....: 0.13		
Selenium	ND	5.0	ug/L	SW846 6010B	02/01/08	KGD271AP
		Dilution Factor: 1		Analysis Time..: 16:35	Analyst ID.....: 001644	
		Instrument ID..: I5		MDL.....: 4.1		

(Continued on next page)

Environmental Quality Mgt., Inc.

Client Sample ID: FWGLL12mw-107C-0588-GF

TOTAL Metals

Lot-Sample #...: A8A310224-010 **Matrix.....:** WG

PARAMETER	RESULT	REPORTING LIMIT	UNITS	METHOD	PREPARATION-ANALYSIS DATE	WORK ORDER #
Thallium	ND	1.0	ug/L	SW846 6020	02/01-02/06/08	KGD271AL
		Dilution Factor: 1		Analysis Time..: 15:14	Analyst ID.....: 002260	
		Instrument ID..: I8		MDL.....: 0.14		
Vanadium	ND	10.0	ug/L	SW846 6010B	02/01/08	KGD271AC
		Dilution Factor: 1		Analysis Time..: 16:35	Analyst ID.....: 001644	
		Instrument ID..: I5		MDL.....: 0.64		
Zinc	**3.9 B,J**	**10.0**	**ug/L**	**SW846 6020**	**02/01-02/06/08**	**KGD271AK**
		Dilution Factor: 1		Analysis Time..: 15:14	Analyst ID.....: 002260	
		Instrument ID..: I8		MDL.....: 2.3		

NOTE(S):

J Method blank contamination. The associated method blank contains the target analyte at a reportable level.

B Estimated result. Result is less than RL.

Environmental Quality Mgt., Inc.

Client Sample ID: FWGLL12mw-DUP3-0603-GF

TOTAL Metals

Lot-Sample #...: A8A310224-012 **Matrix.....:** WG
Date Sampled...: 01/31/08 09:50 **Date Received..:** 01/31/08

PARAMETER	RESULT	REPORTING LIMIT	UNITS	METHOD	PREPARATION-ANALYSIS DATE	WORK ORDER #
Prep Batch #...: 8032013						
Silver	ND	5.0	ug/L	SW846 6010B	02/01/08	KGD3F1AQ
		Dilution Factor: 1		Analysis Time..: 16:40	Analyst ID.....: 001644	
		Instrument ID..: I5		MDL.....: 2.2		
Aluminum	ND	50.0	ug/L	SW846 6020	02/01-02/06/08	KGD3F1AE
		Dilution Factor: 1		Analysis Time..: 15:18	Analyst ID.....: 002260	
		Instrument ID..: I8		MDL.....: 19.0		
Arsenic	**17.0**	**5.0**	**ug/L**	**SW846 6010B**	**02/01/08**	**KGD3F1AM**
		Dilution Factor: 1		Analysis Time..: 16:40	Analyst ID.....: 001644	
		Instrument ID..: I5		MDL.....: 3.2		
Barium	**27.4 J**	**10.0**	**ug/L**	**SW846 6010B**	**02/01/08**	**KGD3F1AR**
		Dilution Factor: 1		Analysis Time..: 16:40	Analyst ID.....: 001644	
		Instrument ID..: I5		MDL.....: 0.67		
Beryllium	ND	1.0	ug/L	SW846 6020	02/01-02/06/08	KGD3F1AF
		Dilution Factor: 1		Analysis Time..: 15:18	Analyst ID.....: 002260	
		Instrument ID..: I8		MDL.....: 0.20		
Calcium	**161000 J**	**1000**	**ug/L**	**SW846 6010B**	**02/01/08**	**KGD3F1AT**
		Dilution Factor: 1		Analysis Time..: 16:40	Analyst ID.....: 001644	
		Instrument ID..: I5		MDL.....: 130		
Cadmium	ND	0.50	ug/L	SW846 6020	02/01-02/06/08	KGD3F1AG
		Dilution Factor: 1		Analysis Time..: 15:18	Analyst ID.....: 002260	
		Instrument ID..: I8		MDL.....: 0.13		
Cobalt	ND	5.0	ug/L	SW846 6010B	02/01/08	KGD3F1AU
		Dilution Factor: 1		Analysis Time..: 16:40	Analyst ID.....: 001644	
		Instrument ID..: I5		MDL.....: 1.7		
Chromium	ND	5.0	ug/L	SW846 6010B	02/01/08	KGD3F1AV
		Dilution Factor: 1		Analysis Time..: 16:40	Analyst ID.....: 001644	
		Instrument ID..: I5		MDL.....: 2.2		
Copper	ND	5.0	ug/L	SW846 6010B	02/01/08	KGD3F1AW
		Dilution Factor: 1		Analysis Time..: 16:40	Analyst ID.....: 001644	
		Instrument ID..: I5		MDL.....: 4.5		

(Continued on next page)

Environmental Quality Mgt., Inc.

Client Sample ID: FWGLL12mw-DUP3-0603-GF

TOTAL Metals

Lot-Sample #...: A8A310224-012 **Matrix.....:** WG

PARAMETER	RESULT	REPORTING LIMIT	UNITS	METHOD	PREPARATION-ANALYSIS DATE	WORK ORDER #
Iron	**2360 J**	**50.0**	**ug/L**	**SW846 6020**	**02/01-02/06/08**	**KGD3F1AH**
		Dilution Factor: 1		Analysis Time..: 15:18	Analyst ID.....: 002260	
		Instrument ID..: I8		MDL.....: 26.0		
Mercury	ND	0.20	ug/L	SW846 7470A	02/01-02/06/08	KGD3F1AD
		Dilution Factor: 1		Analysis Time..: 10:34	Analyst ID.....: 001086	
		Instrument ID..: H4		MDL.....: 0.12		
Potassium	**3450 J**	**1000**	**ug/L**	**SW846 6010B**	**02/01/08**	**KGD3F1AX**
		Dilution Factor: 1		Analysis Time..: 16:40	Analyst ID.....: 001644	
		Instrument ID..: I5		MDL.....: 72.0		
Magnesium	**69000 J**	**1000**	**ug/L**	**SW846 6010B**	**02/01/08**	**KGD3F1A0**
		Dilution Factor: 1		Analysis Time..: 16:40	Analyst ID.....: 001644	
		Instrument ID..: I5		MDL.....: 34.0		
Manganese	**245 J**	**10.0**	**ug/L**	**SW846 6010B**	**02/01/08**	**KGD3F1A1**
		Dilution Factor: 1		Analysis Time..: 16:40	Analyst ID.....: 001644	
		Instrument ID..: I5		MDL.....: 0.41		
Sodium	**17700**	**1000**	**ug/L**	**SW846 6010B**	**02/01/08**	**KGD3F1A2**
		Dilution Factor: 1		Analysis Time..: 16:40	Analyst ID.....: 001644	
		Instrument ID..: I5		MDL.....: 590		
Nickel	ND	10.0	ug/L	SW846 6010B	02/01/08	KGD3F1AA
		Dilution Factor: 1		Analysis Time..: 16:40	Analyst ID.....: 001644	
		Instrument ID..: I5		MDL.....: 3.2		
Lead	ND	3.0	ug/L	SW846 6010B	02/01/08	KGD3F1AN
		Dilution Factor: 1		Analysis Time..: 16:40	Analyst ID.....: 001644	
		Instrument ID..: I5		MDL.....: 1.9		
Antimony	ND	2.0	ug/L	SW846 6020	02/01-02/06/08	KGD3F1AJ
		Dilution Factor: 1		Analysis Time..: 15:18	Analyst ID.....: 002260	
		Instrument ID..: I8		MDL.....: 0.13		
Selenium	ND	5.0	ug/L	SW846 6010B	02/01/08	KGD3F1AP
		Dilution Factor: 1		Analysis Time..: 16:40	Analyst ID.....: 001644	
		Instrument ID..: I5		MDL.....: 4.1		

(Continued on next page)

Environmental Quality Mgt., Inc.

Client Sample ID: FWGLL12mw-DUP3-0603-GF

TOTAL Metals

Lot-Sample #...: A8A310224-012 **Matrix.....:** WG

PARAMETER	RESULT	REPORTING LIMIT	UNITS	METHOD	PREPARATION-ANALYSIS DATE	WORK ORDER #
Thallium	ND	1.0	ug/L	SW846 6020	02/01-02/06/08	KGD3F1AL
		Dilution Factor: 1		Analysis Time..: 15:18	Analyst ID.....: 002260	
		Instrument ID..: I8		MDL.....: 0.14		
Vanadium	ND	10.0	ug/L	SW846 6010B	02/01/08	KGD3F1AC
		Dilution Factor: 1		Analysis Time..: 16:40	Analyst ID.....: 001644	
		Instrument ID..: I5		MDL.....: 0.64		
Zinc	**3.3 B,J**	**10.0**	**ug/L**	**SW846 6020**	**02/01-02/06/08**	**KGD3F1AK**
		Dilution Factor: 1		Analysis Time..: 15:18	Analyst ID.....: 002260	
		Instrument ID..: I8		MDL.....: 2.3		

NOTE(S):

J Method blank contamination. The associated method blank contains the target analyte at a reportable level.

B Estimated result. Result is less than RL.

Environmental Quality Mgt., Inc.

Client Sample ID: FWGLL3mw-235C-0578-GF

TOTAL Metals

Lot-Sample #...: A8A310224-014 **Matrix.....:** WG
Date Sampled...: 01/31/08 11:30 **Date Received..:** 01/31/08

PARAMETER	RESULT	REPORTING LIMIT	UNITS	METHOD	PREPARATION-ANALYSIS DATE	WORK ORDER #
Prep Batch #...: 8032013						
Silver	ND	5.0	ug/L	SW846 6010B	02/01/08	KGD3N1AQ
		Dilution Factor: 1		Analysis Time..: 16:45	Analyst ID.....: 001644	
		Instrument ID..: I5		MDL.....: 2.2		
Aluminum	ND	50.0	ug/L	SW846 6020	02/01-02/07/08	KGD3N1AE
		Dilution Factor: 1		Analysis Time..: 10:30	Analyst ID.....: 002260	
		Instrument ID..: I8		MDL.....: 19.0		
Arsenic	ND	5.0	ug/L	SW846 6010B	02/01/08	KGD3N1AM
		Dilution Factor: 1		Analysis Time..: 16:45	Analyst ID.....: 001644	
		Instrument ID..: I5		MDL.....: 3.2		
Barium	**2.5 B,J**	**10.0**	**ug/L**	**SW846 6010B**	**02/01/08**	**KGD3N1AR**
		Dilution Factor: 1		Analysis Time..: 16:45	Analyst ID.....: 001644	
		Instrument ID..: I5		MDL.....: 0.67		
Beryllium	ND	1.0	ug/L	SW846 6020	02/01-02/07/08	KGD3N1AF
		Dilution Factor: 1		Analysis Time..: 10:30	Analyst ID.....: 002260	
		Instrument ID..: I8		MDL.....: 0.20		
Calcium	**35200 J**	**1000**	**ug/L**	**SW846 6010B**	**02/01/08**	**KGD3N1AT**
		Dilution Factor: 1		Analysis Time..: 16:45	Analyst ID.....: 001644	
		Instrument ID..: I5		MDL.....: 130		
Cadmium	**0.28 B**	**0.50**	**ug/L**	**SW846 6020**	**02/01-02/07/08**	**KGD3N1AG**
		Dilution Factor: 1		Analysis Time..: 10:30	Analyst ID.....: 002260	
		Instrument ID..: I8		MDL.....: 0.13		
Cobalt	ND	5.0	ug/L	SW846 6010B	02/01/08	KGD3N1AU
		Dilution Factor: 1		Analysis Time..: 16:45	Analyst ID.....: 001644	
		Instrument ID..: I5		MDL.....: 1.7		
Chromium	ND	5.0	ug/L	SW846 6010B	02/01/08	KGD3N1AV
		Dilution Factor: 1		Analysis Time..: 16:45	Analyst ID.....: 001644	
		Instrument ID..: I5		MDL.....: 2.2		
Copper	ND	5.0	ug/L	SW846 6010B	02/01/08	KGD3N1AW
		Dilution Factor: 1		Analysis Time..: 16:45	Analyst ID.....: 001644	
		Instrument ID..: I5		MDL.....: 4.5		

(Continued on next page)

Environmental Quality Mgt., Inc.

Client Sample ID: FWGLL3mw-235C-0578-GF

TOTAL Metals

Lot-Sample #...: A8A310224-014 **Matrix.....:** WG

PARAMETER	RESULT	REPORTING LIMIT	UNITS	METHOD	PREPARATION-ANALYSIS DATE	WORK ORDER #
Iron	**703 J**	**50.0**	**ug/L**	**SW846 6020**	**02/01-02/07/08**	**KGD3N1AH**
		Dilution Factor: 1		Analysis Time..: 10:30	Analyst ID.....: 002260	
		Instrument ID..: I8		MDL.....: 26.0		
Mercury	ND	0.20	ug/L	SW846 7470A	02/01-02/06/08	KGD3N1AD
		Dilution Factor: 1		Analysis Time..: 10:35	Analyst ID.....: 001086	
		Instrument ID..: H4		MDL.....: 0.12		
Potassium	**757 B,J**	**1000**	**ug/L**	**SW846 6010B**	**02/01/08**	**KGD3N1AX**
		Dilution Factor: 1		Analysis Time..: 16:45	Analyst ID.....: 001644	
		Instrument ID..: I5		MDL.....: 72.0		
Magnesium	**15400 J**	**1000**	**ug/L**	**SW846 6010B**	**02/01/08**	**KGD3N1A0**
		Dilution Factor: 1		Analysis Time..: 16:45	Analyst ID.....: 001644	
		Instrument ID..: I5		MDL.....: 34.0		
Manganese	**172 J**	**10.0**	**ug/L**	**SW846 6010B**	**02/01/08**	**KGD3N1A1**
		Dilution Factor: 1		Analysis Time..: 16:45	Analyst ID.....: 001644	
		Instrument ID..: I5		MDL.....: 0.41		
Sodium	**9790**	**1000**	**ug/L**	**SW846 6010B**	**02/01/08**	**KGD3N1A2**
		Dilution Factor: 1		Analysis Time..: 16:45	Analyst ID.....: 001644	
		Instrument ID..: I5		MDL.....: 590		
Nickel	**8.9 B**	**10.0**	**ug/L**	**SW846 6010B**	**02/01/08**	**KGD3N1AA**
		Dilution Factor: 1		Analysis Time..: 16:45	Analyst ID.....: 001644	
		Instrument ID..: I5		MDL.....: 3.2		
Lead	ND	3.0	ug/L	SW846 6010B	02/01/08	KGD3N1AN
		Dilution Factor: 1		Analysis Time..: 16:45	Analyst ID.....: 001644	
		Instrument ID..: I5		MDL.....: 1.9		
Antimony	ND	2.0	ug/L	SW846 6020	02/01-02/07/08	KGD3N1AJ
		Dilution Factor: 1		Analysis Time..: 10:30	Analyst ID.....: 002260	
		Instrument ID..: I8		MDL.....: 0.13		
Selenium	ND	5.0	ug/L	SW846 6010B	02/01/08	KGD3N1AP
		Dilution Factor: 1		Analysis Time..: 16:45	Analyst ID.....: 001644	
		Instrument ID..: I5		MDL.....: 4.1		

(Continued on next page)

Environmental Quality Mgt., Inc.

Client Sample ID: FWGLL3mw-235C-0578-GF

TOTAL Metals

Lot-Sample #...: A8A310224-014 **Matrix.....:** WG

PARAMETER	RESULT	REPORTING LIMIT	UNITS	METHOD	PREPARATION-ANALYSIS DATE	WORK ORDER #
Thallium	ND	1.0	ug/L	SW846 6020	02/01-02/07/08	KGD3N1AL
		Dilution Factor: 1		Analysis Time..: 10:30	Analyst ID.....: 002260	
		Instrument ID..: I8		MDL.....: 0.14		
Vanadium	ND	10.0	ug/L	SW846 6010B	02/01/08	KGD3N1AC
		Dilution Factor: 1		Analysis Time..: 16:45	Analyst ID.....: 001644	
		Instrument ID..: I5		MDL.....: 0.64		
Zinc	**16.6 J**	**10.0**	**ug/L**	**SW846 6020**	**02/01-02/07/08**	**KGD3N1AK**
		Dilution Factor: 1		Analysis Time..: 10:30	Analyst ID.....: 002260	
		Instrument ID..: I8		MDL.....: 2.3		

NOTE(S):

B Estimated result. Result is less than RL.

J Method blank contamination. The associated method blank contains the target analyte at a reportable level.

Environmental Quality Mgt., Inc.

Client Sample ID: FWGLL12mw-088C-0587-GF

TOTAL Metals

Lot-Sample #...: A8A310224-016 **Matrix.....:** WG
Date Sampled...: 01/31/08 09:35 **Date Received..:** 01/31/08

PARAMETER	RESULT	REPORTING LIMIT	UNITS	METHOD	PREPARATION-ANALYSIS DATE	WORK ORDER #
Prep Batch #...: 8032013						
Silver	ND	5.0	ug/L	SW846 6010B	02/01/08	KGD3X1CL
		Dilution Factor: 1		Analysis Time..: 16:50	Analyst ID.....: 001644	
		Instrument ID..: I5		MDL.....: 2.2		
Aluminum	ND	50.0	ug/L	SW846 6020	02/01-02/07/08	KGD3X1AL
		Dilution Factor: 1		Analysis Time..: 10:34	Analyst ID.....: 002260	
		Instrument ID..: I8		MDL.....: 19.0		
Arsenic	**16.8**	**5.0**	**ug/L**	**SW846 6010B**	**02/01/08**	**KGD3X1CA**
		Dilution Factor: 1		Analysis Time..: 16:50	Analyst ID.....: 001644	
		Instrument ID..: I5		MDL.....: 3.2		
Barium	**301 J**	**10.0**	**ug/L**	**SW846 6010B**	**02/01/08**	**KGD3X1CP**
		Dilution Factor: 1		Analysis Time..: 16:50	Analyst ID.....: 001644	
		Instrument ID..: I5		MDL.....: 0.67		
Beryllium	ND	1.0	ug/L	SW846 6020	02/01-02/07/08	KGD3X1AP
		Dilution Factor: 1		Analysis Time..: 10:34	Analyst ID.....: 002260	
		Instrument ID..: I8		MDL.....: 0.20		
Calcium	**114000 J**	**1000**	**ug/L**	**SW846 6010B**	**02/01/08**	**KGD3X1CT**
		Dilution Factor: 1		Analysis Time..: 16:50	Analyst ID.....: 001644	
		Instrument ID..: I5		MDL.....: 130		
Cadmium	ND	0.50	ug/L	SW846 6020	02/01-02/07/08	KGD3X1AT
		Dilution Factor: 1		Analysis Time..: 10:34	Analyst ID.....: 002260	
		Instrument ID..: I8		MDL.....: 0.13		
Cobalt	ND	5.0	ug/L	SW846 6010B	02/01/08	KGD3X1CW
		Dilution Factor: 1		Analysis Time..: 16:50	Analyst ID.....: 001644	
		Instrument ID..: I5		MDL.....: 1.7		
Chromium	ND	5.0	ug/L	SW846 6010B	02/01/08	KGD3X1C1
		Dilution Factor: 1		Analysis Time..: 16:50	Analyst ID.....: 001644	
		Instrument ID..: I5		MDL.....: 2.2		
Copper	ND	5.0	ug/L	SW846 6010B	02/01/08	KGD3X1C4
		Dilution Factor: 1		Analysis Time..: 16:50	Analyst ID.....: 001644	
		Instrument ID..: I5		MDL.....: 4.5		

(Continued on next page)

Environmental Quality Mgt., Inc.

Client Sample ID: FWGLL12mw-088C-0587-GF

TOTAL Metals

Lot-Sample #...: A8A310224-016 Matrix.....: WG

PARAMETER	RESULT	REPORTING LIMIT	UNITS	METHOD	PREPARATION-ANALYSIS DATE	WORK ORDER #
Iron	**2860 J**	**50.0**	**ug/L**	**SW846 6020**	**02/01-02/07/08**	**KGD3X1AW**
		Dilution Factor: 1		Analysis Time..: 10:34	Analyst ID.....: 002260	
		Instrument ID..: I8		MDL.....: 26.0		
Mercury	ND	0.20	ug/L	SW846 7470A	02/01-02/06/08	KGD3X1AH
		Dilution Factor: 1		Analysis Time..: 10:37	Analyst ID.....: 001086	
		Instrument ID..: H4		MDL.....: 0.12		
Potassium	**5490 J**	**1000**	**ug/L**	**SW846 6010B**	**02/01/08**	**KGD3X1C7**
		Dilution Factor: 1		Analysis Time..: 16:50	Analyst ID.....: 001644	
		Instrument ID..: I5		MDL.....: 72.0		
Magnesium	**41400 J**	**1000**	**ug/L**	**SW846 6010B**	**02/01/08**	**KGD3X1DA**
		Dilution Factor: 1		Analysis Time..: 16:50	Analyst ID.....: 001644	
		Instrument ID..: I5		MDL.....: 34.0		
Manganese	**304 J**	**10.0**	**ug/L**	**SW846 6010B**	**02/01/08**	**KGD3X1DE**
		Dilution Factor: 1		Analysis Time..: 16:50	Analyst ID.....: 001644	
		Instrument ID..: I5		MDL.....: 0.41		
Sodium	**13600**	**1000**	**ug/L**	**SW846 6010B**	**02/01/08**	**KGD3X1DH**
		Dilution Factor: 1		Analysis Time..: 16:50	Analyst ID.....: 001644	
		Instrument ID..: I5		MDL.....: 590		
Nickel	**6.4 B**	**10.0**	**ug/L**	**SW846 6010B**	**02/01/08**	**KGD3X1AA**
		Dilution Factor: 1		Analysis Time..: 16:50	Analyst ID.....: 001644	
		Instrument ID..: I5		MDL.....: 3.2		
Lead	ND	3.0	ug/L	SW846 6010B	02/01/08	KGD3X1CE
		Dilution Factor: 1		Analysis Time..: 16:50	Analyst ID.....: 001644	
		Instrument ID..: I5		MDL.....: 1.9		
Antimony	ND	2.0	ug/L	SW846 6020	02/01-02/07/08	KGD3X1A1
		Dilution Factor: 1		Analysis Time..: 10:34	Analyst ID.....: 002260	
		Instrument ID..: I8		MDL.....: 0.13		
Selenium	ND	5.0	ug/L	SW846 6010B	02/01/08	KGD3X1CH
		Dilution Factor: 1		Analysis Time..: 16:50	Analyst ID.....: 001644	
		Instrument ID..: I5		MDL.....: 4.1		

(Continued on next page)

Environmental Quality Mgt., Inc.

Client Sample ID: FWGLL12mw-088C-0587-GF

TOTAL Metals

Lot-Sample #...: A8A310224-016 **Matrix.....:** WG

PARAMETER	RESULT	REPORTING LIMIT	UNITS	METHOD	PREPARATION-ANALYSIS DATE	WORK ORDER #
Thallium	ND	1.0	ug/L	SW846 6020	02/01-02/07/08	KGD3X1A7
		Dilution Factor: 1		Analysis Time..: 10:34	Analyst ID.....: 002260	
		Instrument ID..: I8		MDL.....: 0.14		
Vanadium	ND	10.0	ug/L	SW846 6010B	02/01/08	KGD3X1AE
		Dilution Factor: 1		Analysis Time..: 16:50	Analyst ID.....: 001644	
		Instrument ID..: I5		MDL.....: 0.64		
Zinc	**3.3 B,J**	**10.0**	**ug/L**	**SW846 6020**	**02/01-02/07/08**	**KGD3X1A4**
		Dilution Factor: 1		Analysis Time..: 10:34	Analyst ID.....: 002260	
		Instrument ID..: I8		MDL.....: 2.3		

NOTE(S):

J Method blank contamination. The associated method blank contains the target analyte at a reportable level.

B Estimated result. Result is less than RL.

METHOD BLANK REPORT

TOTAL Metals

Client Lot #...: A8A310224 **Matrix.....:** WATER

PARAMETER	RESULT	REPORTING LIMIT	UNITS	METHOD	PREPARATION-ANALYSIS DATE	WORK ORDER #
MB Lot-Sample #: A8B010000-013 **Prep Batch #...:** 8032013						
Aluminum	ND	50.0	ug/L	SW846 6020	02/01-02/06/08	KGEKA1AE
		Dilution Factor: 1				
		Analysis Time..: 13:21		Analyst ID.....: 002260	Instrument ID..: I8	
Antimony	ND	2.0	ug/L	SW846 6020	02/01-02/06/08	KGEKA1AJ
		Dilution Factor: 1				
		Analysis Time..: 13:21		Analyst ID.....: 002260	Instrument ID..: I8	
Arsenic	ND	5.0	ug/L	SW846 6010B	02/01/08	KGEKA1AM
		Dilution Factor: 1				
		Analysis Time..: 14:16		Analyst ID.....: 001644	Instrument ID..: I5	
Barium	**0.99 B**	**10.0**	**ug/L**	**SW846 6010B**	**02/01/08**	**KGEKA1AR**
		Dilution Factor: 1				
		Analysis Time..: 14:16		Analyst ID.....: 001644	Instrument ID..: I5	
Beryllium	ND	1.0	ug/L	SW846 6020	02/01-02/06/08	KGEKA1AF
		Dilution Factor: 1				
		Analysis Time..: 13:21		Analyst ID.....: 002260	Instrument ID..: I8	
Cadmium	ND	0.50	ug/L	SW846 6020	02/01-02/06/08	KGEKA1AG
		Dilution Factor: 1				
		Analysis Time..: 13:21		Analyst ID.....: 002260	Instrument ID..: I8	
Calcium	**429 B**	**1000**	**ug/L**	**SW846 6010B**	**02/01/08**	**KGEKA1AT**
		Dilution Factor: 1				
		Analysis Time..: 14:16		Analyst ID.....: 001644	Instrument ID..: I5	
Chromium	ND	5.0	ug/L	SW846 6010B	02/01/08	KGEKA1AV
		Dilution Factor: 1				
		Analysis Time..: 14:16		Analyst ID.....: 001644	Instrument ID..: I5	
Cobalt	ND	5.0	ug/L	SW846 6010B	02/01/08	KGEKA1AU
		Dilution Factor: 1				
		Analysis Time..: 14:16		Analyst ID.....: 001644	Instrument ID..: I5	
Copper	ND	5.0	ug/L	SW846 6010B	02/01/08	KGEKA1AW
		Dilution Factor: 1				
		Analysis Time..: 14:16		Analyst ID.....: 001644	Instrument ID..: I5	
Iron	**49.4 B**	**50.0**	**ug/L**	**SW846 6020**	**02/01-02/06/08**	**KGEKA1AH**
		Dilution Factor: 1				
		Analysis Time..: 13:21		Analyst ID.....: 002260	Instrument ID..: I8	

(Continued on next page)

METHOD BLANK REPORT

TOTAL Metals

Client Lot #...: A8A310224 **Matrix.....:** WATER

PARAMETER	RESULT	REPORTING LIMIT	UNITS	METHOD	PREPARATION-ANALYSIS DATE	WORK ORDER #
Lead	ND	3.0	ug/L	SW846 6010B	02/01/08	KGEKA1AN
		Dilution Factor: 1				
		Analysis Time..: 14:16		Analyst ID.....: 001644	Instrument ID..: I5	
Magnesium	**76.6 B**	**1000**	**ug/L**	**SW846 6010B**	**02/01/08**	**KGEKA1A0**
		Dilution Factor: 1				
		Analysis Time..: 14:16		Analyst ID.....: 001644	Instrument ID..: I5	
Manganese	**1.2 B**	**10.0**	**ug/L**	**SW846 6010B**	**02/01/08**	**KGEKA1A1**
		Dilution Factor: 1				
		Analysis Time..: 14:16		Analyst ID.....: 001644	Instrument ID..: I5	
Mercury	ND	0.20	ug/L	SW846 7470A	02/01-02/06/08	KGEKA1AD
		Dilution Factor: 1				
		Analysis Time..: 09:59		*Analyst ID.....: 001086*	*Instrument ID..: H4*	
Nickel	ND	10.0	ug/L	SW846 6010B	02/01/08	KGEKA1AA
		Dilution Factor: 1				
		Analysis Time..: 14:16		Analyst ID.....: 001644	Instrument ID..: I5	
Potassium	**157 B**	**1000**	**ug/L**	**SW846 6010B**	**02/01/08**	**KGEKA1AX**
		Dilution Factor: 1				
		Analysis Time..: 14:16		Analyst ID.....: 001644	Instrument ID..: I5	
Selenium	ND	5.0	ug/L	SW846 6010B	02/01/08	KGEKA1AP
		Dilution Factor: 1				
		Analysis Time..: 14:16		Analyst ID.....: 001644	Instrument ID..: I5	
Silver	ND	5.0	ug/L	SW846 6010B	02/01/08	KGEKA1AQ
		Dilution Factor: 1				
		Analysis Time..: 14:16		Analyst ID.....: 001644	Instrument ID..: I5	
Sodium	ND	1000	ug/L	SW846 6010B	02/01/08	KGEKA1A2
		Dilution Factor: 1				
		Analysis Time..: 14:16		Analyst ID.....: 001644	Instrument ID..: I5	
Thallium	ND	1.0	ug/L	SW846 6020	02/01-02/06/08	KGEKA1AL
		Dilution Factor: 1				
		Analysis Time..: 13:21		Analyst ID.....: 002260	Instrument ID..: I8	
Vanadium	ND	10.0	ug/L	SW846 6010B	02/01/08	KGEKA1AC
		Dilution Factor: 1				
		Analysis Time..: 14:16		Analyst ID.....: 001644	Instrument ID..: I5	
Zinc	**5.2 B**	**10.0**	**ug/L**	**SW846 6020**	**02/01-02/06/08**	**KGEKA1AK**
		Dilution Factor: 1				
		Analysis Time..: 13:21		Analyst ID.....: 002260	Instrument ID..: I8	

(Continued on next page)

METHOD BLANK REPORT

TOTAL Metals

Client Lot #...: A8A310224 **Matrix.....:** WATER

NOTE(S):

Calculations are performed before rounding to avoid round-off errors in calculated results.

B Estimated result. Result is less than RL.

Method Blank Outlier Report

Lab Reporting Batch : A8A310224
Lab ID: STLCAN
Analysis Method : 6010B
Analysis Date : 02/01/2008
Preparation Type : 3005A
Preparation Date : 02/01/2008
Method Blank Lab Sample ID : A8B010000013B
Preparation Batch : 8032013

Barium	Result	Reporting Limit	Units	Lab Qual	Comments
Method Blank Result:	0.99	10.0	ug/L	B	

Barium contamination found in the method blank did not qualify any samples.

Calcium	Result	Reporting Limit	Units	Lab Qual	Comments
Method Blank Result:	429	1000	ug/L	B	

Calcium contamination found in the method blank did not qualify any samples.

Magnesium	Result	Reporting Limit	Units	Lab Qual	Comments
Method Blank Result:	76.6	1000	ug/L	B	

Magnesium contamination found in the method blank did not qualify any samples.

Manganese	Result	Reporting Limit	Units	Lab Qual	Comments
Method Blank Result:	1.2	10.0	ug/L	B	

Manganese contamination found in the method blank did not qualify any samples.

Potassium	Result	Reporting Limit	Units	Lab Qual	Comments
Method Blank Result:	157	1000	ug/L	B	

Potassium contamination found in the method blank did not qualify any samples.

Iron	Result	Reporting Limit	Units	Lab Qual	Comments
Method Blank Result:	49.4	50.0	ug/L	B	

Iron contamination found in the method blank did not qualify any samples.

Method Blank Outlier Report

Lab Reporting Batch : A8A310224 **Lab ID:** STLCAN

Analysis Method : 6020 **Analysis Date :** 02/06/2008

Preparation Type : 3005A **Preparation Date :** 02/01/2008

Method Blank Lab Sample ID : A8B010000013B **Preparation Batch :** 8032013

Zinc	Result	Reporting Limit	Units	Lab Qual	Comments
Method Blank Result:	5.2	10.0	ug/L	B	

Zinc was qualified due to method blank contamination in the following associated samples:

Client Sample ID	Lab Sample ID	Dilution	Result	Lab Qual	Result Units
FWGLL12mw-088C-0587-GF	A8A310224016	1	3.3	B J	ug/L
FWGLL12mw-107C-0588-GF	A8A310224010	1	3.9	B J	ug/L
FWGLL12MW184C-0592-GF	A8A310224003	1	6.0	B J	ug/L
FWGLL12mw-DUP3-0603-G	A8A310224012	1	3.3	B J	ug/L
FWGLL3mw-235C-0578-GF	A8A310224014	1	16.6	J	ug/L

LABORATORY CONTROL SAMPLE EVALUATION REPORT

TOTAL Metals

Client Lot #...: A8A310224 **Matrix.....:** WATER

PARAMETER	PERCENT RECOVERY	RECOVERY LIMITS	METHOD	PREPARATION-ANALYSIS DATE	WORK ORDER #
LCS Lot-Sample#: A8B010000-013 **Prep Batch #...:** 8032013					
Nickel	85	(80 - 120)	SW846 6010B	02/01/08	KGEKA1A3
		Dilution Factor: 1	Analysis Time..: 14:21	Analyst ID.....: 001644	
		Instrument ID..: I5			
Vanadium	90	(80 - 120)	SW846 6010B	02/01/08	KGEKA1A4
		Dilution Factor: 1	Analysis Time..: 14:21	Analyst ID.....: 001644	
		Instrument ID..: I5			
Mercury	100	(80 - 120)	SW846 7470A	02/01-02/06/08	KGEKA1A5
		Dilution Factor: 1	Analysis Time..: 10:00	Analyst ID.....: 001086	
		Instrument ID..: H4			
Aluminum	100	(80 - 120)	SW846 6020	02/01-02/06/08	KGEKA1A6
		Dilution Factor: 1	Analysis Time..: 13:25	Analyst ID.....: 002260	
		Instrument ID..: I8			
Beryllium	101	(80 - 120)	SW846 6020	02/01-02/06/08	KGEKA1A7
		Dilution Factor: 1	Analysis Time..: 13:25	Analyst ID.....: 002260	
		Instrument ID..: I8			
Cadmium	104	(80 - 120)	SW846 6020	02/01-02/06/08	KGEKA1A8
		Dilution Factor: 1	Analysis Time..: 13:25	Analyst ID.....: 002260	
		Instrument ID..: I8			
Iron	104	(80 - 120)	SW846 6020	02/01-02/06/08	KGEKA1A9
		Dilution Factor: 1	Analysis Time..: 13:25	Analyst ID.....: 002260	
		Instrument ID..: I8			
Antimony	97	(80 - 120)	SW846 6020	02/01-02/06/08	KGEKA1CA
		Dilution Factor: 1	Analysis Time..: 13:25	Analyst ID.....: 002260	
		Instrument ID..: I8			
Zinc	105	(80 - 120)	SW846 6020	02/01-02/06/08	KGEKA1CC
		Dilution Factor: 1	Analysis Time..: 13:25	Analyst ID.....: 002260	
		Instrument ID..: I8			
Thallium	93	(80 - 120)	SW846 6020	02/01-02/06/08	KGEKA1CD
		Dilution Factor: 1	Analysis Time..: 13:25	Analyst ID.....: 002260	
		Instrument ID..: I8			

(Continued on next page)

LABORATORY CONTROL SAMPLE EVALUATION REPORT

TOTAL Metals

Client Lot #...: A8A310224 **Matrix.....:** WATER

PARAMETER	PERCENT RECOVERY	RECOVERY LIMITS	METHOD	PREPARATION-ANALYSIS DATE	WORK ORDER #
Arsenic	81	(80 - 120)	SW846 6010B	02/01/08	KGEKA1CE
		Dilution Factor: 1	Analysis Time..: 14:21		Analyst ID.....: 001644
		Instrument ID..: I5			
Lead	85	(80 - 120)	SW846 6010B	02/01/08	KGEKA1CF
		Dilution Factor: 1	Analysis Time..: 14:21		Analyst ID.....: 001644
		Instrument ID..: I5			
Selenium	91	(80 - 120)	SW846 6010B	02/01/08	KGEKA1CG
		Dilution Factor: 1	Analysis Time..: 14:21		Analyst ID.....: 001644
		Instrument ID..: I5			
Silver	99	(80 - 120)	SW846 6010B	02/01/08	KGEKA1CH
		Dilution Factor: 1	Analysis Time..: 14:21		Analyst ID.....: 001644
		Instrument ID..: I5			
Barium	90	(80 - 120)	SW846 6010B	02/01/08	KGEKA1CJ
		Dilution Factor: 1	Analysis Time..: 14:21		Analyst ID.....: 001644
		Instrument ID..: I5			
Calcium	88	(80 - 120)	SW846 6010B	02/01/08	KGEKA1CK
		Dilution Factor: 1	Analysis Time..: 14:21		Analyst ID.....: 001644
		Instrument ID..: I5			
Cobalt	88	(80 - 120)	SW846 6010B	02/01/08	KGEKA1CL
		Dilution Factor: 1	Analysis Time..: 14:21		Analyst ID.....: 001644
		Instrument ID..: I5			
Chromium	89	(80 - 120)	SW846 6010B	02/01/08	KGEKA1CM
		Dilution Factor: 1	Analysis Time..: 14:21		Analyst ID.....: 001644
		Instrument ID..: I5			
Copper	90	(80 - 120)	SW846 6010B	02/01/08	KGEKA1CN
		Dilution Factor: 1	Analysis Time..: 14:21		Analyst ID.....: 001644
		Instrument ID..: I5			
Potassium	90	(80 - 120)	SW846 6010B	02/01/08	KGEKA1CP
		Dilution Factor: 1	Analysis Time..: 14:21		Analyst ID.....: 001644
		Instrument ID..: I5			
Magnesium	89	(80 - 120)	SW846 6010B	02/01/08	KGEKA1CQ
		Dilution Factor: 1	Analysis Time..: 14:21		Analyst ID.....: 001644
		Instrument ID..: I5			

(Continued on next page)

LABORATORY CONTROL SAMPLE EVALUATION REPORT

TOTAL Metals

Client Lot #...: A8A310224 **Matrix.....:** WATER

PARAMETER	PERCENT RECOVERY	RECOVERY LIMITS	METHOD	PREPARATION-ANALYSIS DATE	WORK ORDER #
Manganese	93	(80 - 120)	SW846 6010B	02/01/08	KGEKA1CR
		Dilution Factor: 1	Analysis Time..: 14:21		Analyst ID.....: 001644
		Instrument ID..: I5			
Sodium	90	(80 - 120)	SW846 6010B	02/01/08	KGEKA1CT
		Dilution Factor: 1	Analysis Time..: 14:21		Analyst ID.....: 001644
		Instrument ID..: I5			

NOTE(S):

Calculations are performed before rounding to avoid round-off errors in calculated results.

MATRIX SPIKE SAMPLE EVALUATION REPORT

TOTAL Metals

Client Lot #...: A8A310224 **Matrix.....:** WG
Date Sampled...: 01/31/08 09:35 **Date Received..:** 01/31/08

PARAMETER	PERCENT RECOVERY	RECOVERY LIMITS	METHOD	PREPARATION-ANALYSIS DATE	WORK ORDER #
MS Lot-Sample #: A8A310224-016 **Prep Batch #...:** 8032013					
Aluminum	101	(75 - 125)	SW846 6020	02/01-02/07/08	KGD3X1AM
		Dilution Factor: 1	Analysis Time..: 10:34		Instrument ID..: I8
		Analyst ID.....: 002260			
Antimony	100	(75 - 125)	SW846 6020	02/01-02/07/08	KGD3X1A2
		Dilution Factor: 1	Analysis Time..: 10:34		Instrument ID..: I8
		Analyst ID.....: 002260			
Arsenic	96	(75 - 125)	SW846 6010B	02/01/08	KGD3X1CC
		Dilution Factor: 1	Analysis Time..: 16:50		Instrument ID..: I5
		Analyst ID.....: 001644			
Barium	105	(75 - 125)	SW846 6010B	02/01/08	KGD3X1CQ
		Dilution Factor: 1	Analysis Time..: 16:50		Instrument ID..: I5
		Analyst ID.....: 001644			
Beryllium	106	(75 - 125)	SW846 6020	02/01-02/07/08	KGD3X1AQ
		Dilution Factor: 1	Analysis Time..: 10:34		Instrument ID..: I8
		Analyst ID.....: 002260			
Cadmium	103	(75 - 125)	SW846 6020	02/01-02/07/08	KGD3X1AU
		Dilution Factor: 1	Analysis Time..: 10:34		Instrument ID..: I8
		Analyst ID.....: 002260			
Calcium	100	(75 - 125)	SW846 6010B	02/01/08	KGD3X1CU
		Dilution Factor: 1	Analysis Time..: 16:50		Instrument ID..: I5
		Analyst ID.....: 001644			
Chromium	105	(75 - 125)	SW846 6010B	02/01/08	KGD3X1C2
		Dilution Factor: 1	Analysis Time..: 16:50		Instrument ID..: I5
		Analyst ID.....: 001644			
Cobalt	103	(75 - 125)	SW846 6010B	02/01/08	KGD3X1CX
		Dilution Factor: 1	Analysis Time..: 16:50		Instrument ID..: I5
		Analyst ID.....: 001644			
Copper	106	(75 - 125)	SW846 6010B	02/01/08	KGD3X1C5
		Dilution Factor: 1	Analysis Time..: 16:50		Instrument ID..: I5
		Analyst ID.....: 001644			

(Continued on next page)

MATRIX SPIKE SAMPLE EVALUATION REPORT

TOTAL Metals

Client Lot #...: A8A310224 **Matrix.....:** WG
Date Sampled...: 01/31/08 09:35 **Date Received..:** 01/31/08

PARAMETER	PERCENT RECOVERY	RECOVERY LIMITS	METHOD	PREPARATION-ANALYSIS DATE	WORK ORDER #
Iron	96	(75 - 125)	SW846 6020	02/01-02/07/08	KGD3X1AX
		Dilution Factor: 1	Analysis Time..: 10:34		Instrument ID..: I8
		Analyst ID.....: 002260			
Lead	99	(75 - 125)	SW846 6010B	02/01/08	KGD3X1CF
		Dilution Factor: 1	Analysis Time..: 16:50		Instrument ID..: I5
		Analyst ID.....: 001644			
Magnesium	105	(75 - 125)	SW846 6010B	02/01/08	KGD3X1DC
		Dilution Factor: 1	Analysis Time..: 16:50		Instrument ID..: I5
		Analyst ID.....: 001644			
Manganese	109	(75 - 125)	SW846 6010B	02/01/08	KGD3X1DF
		Dilution Factor: 1	Analysis Time..: 16:50		Instrument ID..: I5
		Analyst ID.....: 001644			
Mercury	100	(80 - 120)	SW846 7470A	02/01-02/06/08	KGD3X1AJ
		Dilution Factor: 1	Analysis Time..: 10:37		Instrument ID..: H4
		Analyst ID.....: 001086			
Nickel	98	(75 - 125)	SW846 6010B	02/01/08	KGD3X1AC
		Dilution Factor: 1	Analysis Time..: 16:50		Instrument ID..: I5
		Analyst ID.....: 001644			
Potassium	104	(75 - 125)	SW846 6010B	02/01/08	KGD3X1C8
		Dilution Factor: 1	Analysis Time..: 16:50		Instrument ID..: I5
		Analyst ID.....: 001644			
Selenium	106	(75 - 125)	SW846 6010B	02/01/08	KGD3X1CJ
		Dilution Factor: 1	Analysis Time..: 16:50		Instrument ID..: I5
		Analyst ID.....: 001644			
Silver	119	(75 - 125)	SW846 6010B	02/01/08	KGD3X1CM
		Dilution Factor: 1	Analysis Time..: 16:50		Instrument ID..: I5
		Analyst ID.....: 001644			
Sodium	104	(75 - 125)	SW846 6010B	02/01/08	KGD3X1DJ
		Dilution Factor: 1	Analysis Time..: 16:50		Instrument ID..: I5
		Analyst ID.....: 001644			
Thallium	101	(75 - 125)	SW846 6020	02/01-02/07/08	KGD3X1A8
		Dilution Factor: 1	Analysis Time..: 10:34		Instrument ID..: I8
		Analyst ID.....: 002260			

(Continued on next page)

MATRIX SPIKE SAMPLE EVALUATION REPORT

TOTAL Metals

Client Lot #...: A8A310224 **Matrix.....:** WG
Date Sampled...: 01/31/08 09:35 **Date Received..:** 01/31/08

PARAMETER	PERCENT RECOVERY	RECOVERY LIMITS	METHOD	PREPARATION-ANALYSIS DATE	WORK ORDER #
Vanadium	106	(75 - 125)	SW846 6010B	02/01/08	KGD3X1AF
		Dilution Factor: 1	Analysis Time..: 16:50		Instrument ID..: I5
		Analyst ID.....: 001644			
Zinc	102	(75 - 125)	SW846 6020	02/01-02/07/08	KGD3X1A5
		Dilution Factor: 1	Analysis Time..: 10:34		Instrument ID..: I8
		Analyst ID.....: 002260			

NOTE(S):

Calculations are performed before rounding to avoid round-off errors in calculated results.

SAMPLE DUPLICATE EVALUATION REPORT

Metals

Client Lot #...: A8A310224 **Work Order #...:** KGD3X-SMP KGD3X-DUP **Matrix.....:** WG

Date Sampled...: 01/31/08 09:35 **Date Received..:** 01/31/08

PARAM	RESULT	DUPLICATE RESULT	UNITS	RPD	RPD LIMIT	METHOD	PREPARATION-ANALYSIS DATE	PREP BATCH #
Silver						SD Lot-Sample #: A8A310224-016		
	ND	ND	ug/L	0	(0-20)	SW846 6010B	02/01/08	8032013
		Dilution Factor: 1				Analysis Time..: 16:50	Analyst ID.....: 001644	
		Instrument ID..: I5						
Aluminum						SD Lot-Sample #: A8A310224-016		
	ND	ND	ug/L	0	(0-20)	SW846 6020	02/01-02/07/08	8032013
		Dilution Factor: 1				Analysis Time..: 10:34	Analyst ID.....: 002260	
		Instrument ID..: I8						
Arsenic						SD Lot-Sample #: A8A310224-016		
	16.8	18.6	ug/L	10	(0-20)	SW846 6010B	02/01/08	8032013
		Dilution Factor: 1				Analysis Time..: 16:50	Analyst ID.....: 001644	
		Instrument ID..: I5						
Barium						SD Lot-Sample #: A8A310224-016		
	301 J	299	ug/L	0.77	(0-20)	SW846 6010B	02/01/08	8032013
		Dilution Factor: 1				Analysis Time..: 16:50	Analyst ID.....: 001644	
		Instrument ID..: I5						
Beryllium						SD Lot-Sample #: A8A310224-016		
	ND	ND	ug/L	0	(0-20)	SW846 6020	02/01-02/07/08	8032013
		Dilution Factor: 1				Analysis Time..: 10:34	Analyst ID.....: 002260	
		Instrument ID..: I8						
Calcium						SD Lot-Sample #: A8A310224-016		
	114000 J	113000	ug/L	0.85	(0-20)	SW846 6010B	02/01/08	8032013
		Dilution Factor: 1				Analysis Time..: 16:50	Analyst ID.....: 001644	
		Instrument ID..: I5						
Cadmium						SD Lot-Sample #: A8A310224-016		
	ND	ND	ug/L	0	(0-20)	SW846 6020	02/01-02/07/08	8032013
		Dilution Factor: 1				Analysis Time..: 10:34	Analyst ID.....: 002260	
		Instrument ID..: I8						
Cobalt						SD Lot-Sample #: A8A310224-016		
	ND	ND	ug/L	0	(0-20)	SW846 6010B	02/01/08	8032013
		Dilution Factor: 1				Analysis Time..: 16:50	Analyst ID.....: 001644	
		Instrument ID..: I5						
Chromium						SD Lot-Sample #: A8A310224-016		
	ND	ND	ug/L	0	(0-20)	SW846 6010B	02/01/08	8032013
		Dilution Factor: 1				Analysis Time..: 16:50	Analyst ID.....: 001644	
		Instrument ID..: I5						

(Continued on next page)

SAMPLE DUPLICATE EVALUATION REPORT

Metals

Lot-Sample #...: A8A310224-000 **Work Order #...:** KGD3X-SMP KGD3X-DUP **Matrix.....:** WG

PARAM	RESULT	DUPLICATE RESULT	UNITS	RPD	RPD LIMIT	METHOD	PREPARATION-ANALYSIS DATE	PREP BATCH #
Copper						SD Lot-Sample #: A8A310224-016		
	ND	ND	ug/L	0	(0-20)	SW846 6010B	02/01/08	8032013
		Dilution Factor: 1				Analysis Time..: 16:50	Analyst ID.....: 001644	
		Instrument ID..: I5						
Iron						SD Lot-Sample #: A8A310224-016		
	2860 J	3580	ug/L	23	(0-20)	SW846 6020	02/01-02/07/08	8032013
		Dilution Factor: 1				Analysis Time..: 10:34	Analyst ID.....: 002260	
		Instrument ID..: I8						
Mercury						SD Lot-Sample #: A8A310224-016		
	ND	ND	ug/L	0	(0-20)	SW846 7470A	02/01-02/06/08	8032013
		Dilution Factor: 1				Analysis Time..: 10:37	Analyst ID.....: 001086	
		Instrument ID..: H4						
Potassium						SD Lot-Sample #: A8A310224-016		
	5490 J	5450	ug/L	0.71	(0-20)	SW846 6010B	02/01/08	8032013
		Dilution Factor: 1				Analysis Time..: 16:50	Analyst ID.....: 001644	
		Instrument ID..: I5						
Magnesium						SD Lot-Sample #: A8A310224-016		
	41400 J	41000	ug/L	0.97	(0-20)	SW846 6010B	02/01/08	8032013
		Dilution Factor: 1				Analysis Time..: 16:50	Analyst ID.....: 001644	
		Instrument ID..: I5						
Manganese						SD Lot-Sample #: A8A310224-016		
	304 J	301	ug/L	1.1	(0-20)	SW846 6010B	02/01/08	8032013
		Dilution Factor: 1				Analysis Time..: 16:50	Analyst ID.....: 001644	
		Instrument ID..: I5						
Sodium						SD Lot-Sample #: A8A310224-016		
	13600	13700	ug/L	0.41	(0-20)	SW846 6010B	02/01/08	8032013
		Dilution Factor: 1				Analysis Time..: 16:50	Analyst ID.....: 001644	
		Instrument ID..: I5						
Nickel						SD Lot-Sample #: A8A310224-016		
	6.4 B	7.2 B	ug/L	11	(0-20)	SW846 6010B	02/01/08	8032013
		Dilution Factor: 1				Analysis Time..: 16:50	Analyst ID.....: 001644	
		Instrument ID..: I5						
Lead						SD Lot-Sample #: A8A310224-016		
	ND	ND	ug/L	0	(0-20)	SW846 6010B	02/01/08	8032013
		Dilution Factor: 1				Analysis Time..: 16:50	Analyst ID.....: 001644	
		Instrument ID..: I5						

(Continued on next page)

SAMPLE DUPLICATE EVALUATION REPORT

Metals

Lot-Sample #...: A8A310224-000 **Work Order #...:** KGD3X-SMP KGD3X-DUP **Matrix.....:** WG

PARAM	RESULT	DUPLICATE RESULT	UNITS	RPD	RPD LIMIT	METHOD	PREPARATION-ANALYSIS DATE	PREP BATCH #
Antimony						SD Lot-Sample #: A8A310224-016		
	ND	ND	ug/L	0	(0-20)	SW846 6020	02/01-02/07/08	8032013
		Dilution Factor: 1				Analysis Time..: 10:34	Analyst ID.....: 002260	
		Instrument ID..: I8						
Selenium						SD Lot-Sample #: A8A310224-016		
	ND	ND	ug/L	0	(0-20)	SW846 6010B	02/01/08	8032013
		Dilution Factor: 1				Analysis Time..: 16:50	Analyst ID.....: 001644	
		Instrument ID..: I5						
Thallium						SD Lot-Sample #: A8A310224-016		
	ND	ND	ug/L	0	(0-20)	SW846 6020	02/01-02/07/08	8032013
		Dilution Factor: 1				Analysis Time..: 10:34	Analyst ID.....: 002260	
		Instrument ID..: I8						
Vanadium						SD Lot-Sample #: A8A310224-016		
	ND	ND	ug/L	0	(0-20)	SW846 6010B	02/01/08	8032013
		Dilution Factor: 1				Analysis Time..: 16:50	Analyst ID.....: 001644	
		Instrument ID..: I5						
Zinc						SD Lot-Sample #: A8A310224-016		
	3.3 B,J	13.1	ug/L	119	(0-20)	SW846 6020	02/01-02/07/08	8032013
		Dilution Factor: 1				Analysis Time..: 10:34	Analyst ID.....: 002260	
		Instrument ID..: I8						

NOTE(S):

Calculations are performed before rounding to avoid round-off errors in calculated results.

J Method blank contamination. The associated method blank contains the target analyte at a reportable level.

B Estimated result. Result is less than RL.

Laboratory Duplicate RPD Outlier Report

Method Batch : 8032013 **Analysis Method :** 6020 **Analysis Date :** 02/07/2008

Lab Reporting Batch : A8A310224 **Lab ID:** STLCAN

Client Sample ID	Lab Sample ID	Matrix	Analyte Name	Reported RPD	Project Limit RPD
FWGLL12mw-088C-0587-GFD	A8A310224016X	AQ	Iron	23	20.00

Associated Samples: All samples in Method Batch

Client Sample ID	Lab Sample ID
FWGEQUIPRINSE4-0612-GW	A8A310224004
FWGLL12mw-088C-0587-GF	A8A310224016
FWGLL12mw-107C-0588-GF	A8A310224010
FWGLL12mw-154C-0591-GF	A8A310224007
FWGLL12MW184C-0592-GF	A8A310224003
FWGLL12mw-DUP3-0603-GF	A8A310224012
FWGLL3mw-235C-0578-GF	A8A310224014

#	WorkOrder	Dilution	Date	Time	Batch	Lot	Instrument
89	KF9RL	1	01-FEB-2008	14:10:00	8031017	A8A300102	I5
90	KGEKAB	1	01-FEB-2008	14:16:00	8032013	A8B010000	I5
91	KGEKAC	1	01-FEB-2008	14:21:00	8032013	A8B010000	I5
92	KGCKX	1	01-FEB-2008	14:28:00	8032013	A8A310102	I5
93	KGCK4	1	01-FEB-2008	14:33:00	8032013	A8A310102	I5
94	KGCK9	1	01-FEB-2008	14:38:00	8032013	A8A310102	I5
95	KGCLF	1	01-FEB-2008	14:43:00	8032013	A8A310102	I5
96	CCV	1	01-FEB-2008	14:51:00			I5
97	CCB	1	01-FEB-2008	14:59:00			I5
98	KGCLL	1	01-FEB-2008	15:04:00	8032013	A8A310102	I5
99	KGCLV	1	01-FEB-2008	15:09:00	8032013	A8A310102	I5
100	KGCLX	1	01-FEB-2008	15:13:00	8032013	A8A310102	I5
101	KGCL5	1	01-FEB-2008	15:18:00	8032013	A8A310102	I5
102	KGCL5L	1	01-FEB-2008	15:23:00			I5
103	KGCL5X	1	01-FEB-2008	15:28:00	8032013	A8A310102	I5
104	KGCL5S	1	01-FEB-2008	15:33:00	8032013	A8A310102	I5
105	KGCL8	1	01-FEB-2008	15:40:00	8032013	A8A310102	I5
106	KGCMN	1	01-FEB-2008	15:45:00	8032013	A8A310102	I5
107	KGCMT	1	01-FEB-2008	15:49:00	8032013	A8A310102	I5
108	CCV	1	01-FEB-2008	15:58:00			I5
109	CCB	1	01-FEB-2008	16:06:00			I5
110	KGCM1	1	01-FEB-2008	16:11:00	8032013	A8A310102	I5
111	KGCNM	1	01-FEB-2008	16:15:00	8032013	A8A310102	I5
112	KGD1R	1	01-FEB-2008	16:20:00	8032013	A8A310224	I5
113	KGD16	1	01-FEB-2008	16:25:00	8032013	A8A310224	I5
114	KGD2X	1	01-FEB-2008	16:30:00	8032013	A8A310224	I5
115	KGD27	1	01-FEB-2008	16:35:00	8032013	A8A310224	I5
116	KGD3F	1	01-FEB-2008	16:40:00	8032013	A8A310224	I5
117	KGD3N	1	01-FEB-2008	16:45:00	8032013	A8A310224	I5
118	KGD3X	1	01-FEB-2008	16:50:00	8032013	A8A310224	I5
119	KGD3XL	1	01-FEB-2008	16:55:00			I5
120	CCV	1	01-FEB-2008	17:03:00			I5
121	CCB	1	01-FEB-2008	17:11:00			I5
122	KGD3XX	1	01-FEB-2008	17:16:00	8032013	A8A310224	I5
123	KGD3XS	1	01-FEB-2008	17:21:00	8032013	A8A310224	I5
124	KGEJ8B	1	01-FEB-2008	17:27:00	8032012	A8B010000	I5
125	KGEJ8C	1	01-FEB-2008	17:32:00	8032012	A8B010000	I5
126	KGCR9	1	01-FEB-2008	17:39:00	8032012	A8A310112	I5
127	KGC3V	1	01-FEB-2008	17:44:00	8032012	A8A310137	I5
128	KGC3VS	1	01-FEB-2008	17:49:00	8032012	A8A310137	I5
129	KGC3VD	1	01-FEB-2008	17:54:00	8032012	A8A310137	I5
130	KGC3X	1	01-FEB-2008	18:00:00	8032012	A8A310137	I5
131	KGC30	1	01-FEB-2008	18:05:00	8032012	A8A310137	I5
132	CCV	1	01-FEB-2008	18:13:00			I5

(continued)

#	WorkOrder	Dilution	Date	Time	Batch	Lot	Instrument
133	CCB	1	01-FEB-2008	18:21:00			I5
134	KGC31	1	01-FEB-2008	18:26:00	8032012	A8A310137	I5
135	KGC32	1	01-FEB-2008	18:31:00	8032012	A8A310137	I5
136	KGC33	1	01-FEB-2008	18:36:00	8032012	A8A310137	I5
137	KGC34	1	01-FEB-2008	18:41:00	8032012	A8A310137	I5
138	KGC35	1	01-FEB-2008	18:46:00	8032012	A8A310137	I5
139	KGC36	1	01-FEB-2008	18:51:00	8032012	A8A310137	I5
140	KGC37	1	01-FEB-2008	18:56:00	8032012	A8A310137	I5
141	KGC38	1	01-FEB-2008	19:01:00	8032012	A8A310137	I5
142	KGC39	1	01-FEB-2008	19:06:00	8032012	A8A310137	I5
143	KGDRA	1	01-FEB-2008	19:11:00			I5
144	CCV	1	01-FEB-2008	19:19:00			I5
145	CCB	1	01-FEB-2008	19:27:00			I5
146	KGDRF	1	01-FEB-2008	19:32:00			I5
147	KGC11	1	01-FEB-2008	19:37:00			I5
148	KGC11L	1	01-FEB-2008	19:42:00			I5
149	KGC6W	100	01-FEB-2008	19:47:00			I5
150	CRI	MRL	01-FEB-2008	19:55:00			I5
151	CCV	1	01-FEB-2008	20:03:00			I5
152	CCB	1	01-FEB-2008	20:11:00			I5
153	CCV	1	04-FEB-2008	09:42:00			I5
154	CCB	1	04-FEB-2008	09:50:00			I5
155	KGCK9	5	04-FEB-2008	10:11:00	8032013	A8A310102	I5
156	KGCLV	5	04-FEB-2008	10:16:00	8032013	A8A310102	I5
157	KGC30	20	04-FEB-2008	10:21:00	8032012	A8A310137	I5
158	KGC31	10	04-FEB-2008	10:26:00	8032012	A8A310137	I5
159	KGC32	10	04-FEB-2008	10:31:00	8032012	A8A310137	I5
160	KGC30	50	04-FEB-2008	10:40:00	8032012	A8A310137	I5
161	CCV	1	04-FEB-2008	10:48:00			I5
162	CCB	1	04-FEB-2008	10:56:00			I5
163	KGDPWBT	1	04-FEB-2008	12:45:00	8032019	A8A310000	I5
164	KGEKNBT	1	04-FEB-2008	12:50:00	8032019	A8B010000	I5
165	KGEKNCT	1	04-FEB-2008	12:57:00	8032019	A8B010000	I5
166	KF4NAT	1	04-FEB-2008	13:03:00	8032019	A8A250128	I5
167	KF4NDT	1	04-FEB-2008	13:08:00	8032019	A8A250128	I5
168	KF4NFT	1	04-FEB-2008	13:13:00	8032019	A8A250128	I5
169	KF4NHT	1	04-FEB-2008	13:18:00	8032019	A8A250128	I5
170	KF4NJT	1	04-FEB-2008	13:23:00	8032019	A8A250128	I5
171	KF4NKT	1	04-FEB-2008	13:28:00	8032019	A8A250128	I5
172	KF4NMT	1	04-FEB-2008	13:33:00	8032019	A8A250128	I5
173	CCV	1	04-FEB-2008	13:41:00			I5
174	CCB	1	04-FEB-2008	13:49:00			I5
175	KF4NPT	1	04-FEB-2008	13:54:00	8032019	A8A250128	I5
176	KF4NQT	1	04-FEB-2008	13:59:00	8032019	A8A250128	I5

(continued)

Test America North Canton

Metals Data Reporting Form

Initial Calibration Blank Results

Instrument: ICPST **Units:** ug/L

Chart Number: I50131A.ARC

Standard Source: _____ **Standard ID:** _____

Element	WL/ Mass	Report Limit	ICB 1/31/2008 2:06 PM Found	Q	Found	Q	Found	Q	Found	Q	Found	Q
Arsenic	189.042	5	1.9	U								
Barium	493.409	10	0.2	U								
Calcium	317.933	1000	**-9.3**	**B**								
Chromium	267.716	5	0.6	U								
Cobalt	228.616	5	0.6	U								
Copper	324.753	5	1.1	U								
Lead	220.353	3	1.1	U								
Magnesium	279.078	1000	**-3.8**	**B**								
Manganese	257.61	10	0.1	U								
Nickel	231.604	10	1.7	U								
Potassium	766.491	1000	**146.0**	**B**								
Selenium	196.026	5	2.5	U								
Silver	328.068	5	1.2	U								
Sodium	330.232	1000	**-570.0**	**B**								
Vanadium	292.402	10	**-0.7**	**B**								

U Result is less than the IDL

B Result is between IDL and RL

Form 3 Equivalent

Test America North Canton

Metals Data Reporting Form

Continuing Calibration Blank Results

Instrument: ICPST **Units:** ug/L

Chart Number: I50131A.ARC

Standard Source: _____ **Standard ID:** _____

Element	WL/ Mass	Report Limit	CCB 1/31/2008 2:39 PM Found	Q	CCB 2/1/2008 1:44 PM Found	Q	CCB 2/1/2008 2:59 PM Found	Q	CCB 2/1/2008 4:06 PM Found	Q	CCB 2/1/2008 5:11 PM Found	Q
Arsenic	189.042	5	1.9	U	1.9	U	1.9	U	1.9	U	1.9	U
Barium	493.409	10	0.2	U	0.2	U	0.2	U	0.2	U	0.2	U
Calcium	317.933	1000	**-10.0**	**B**	**-5.4**	**B**	**-5.8**	**B**	**-5.5**	**B**	**-9.0**	**B**
Chromium	267.716	5	**-0.7**	**B**	0.6	U	0.6	U	0.6	U	0.6	U
Cobalt	228.616	5	0.6	U	0.6	U	0.6	U	0.6	U	0.6	U
Copper	324.753	5	1.1	U	1.1	U	1.1	U	1.1	U	1.1	U
Lead	220.353	3	1.1	U	1.1	U	1.1	U	1.1	U	1.1	U
Magnesium	279.078	1000	3.2	U	3.2	U	3.2	U	**-4.1**	**B**	**-4.3**	**B**
Manganese	257.61	10	**-0.1**	**B**	0.1	U	0.1	U	**-0.1**	**B**	**-0.1**	**B**
Nickel	231.604	10	1.7	U	1.7	U	1.7	U	1.7	U	1.7	U
Potassium	766.491	1000	**142.0**	**B**	**153.0**	**B**	**150.0**	**B**	**152.0**	**B**	**140.0**	**B**
Selenium	196.026	5	2.5	U	2.5	U	2.5	U	**4.2**	**B**	2.5	U
Silver	328.068	5	1.2	U	1.2	U	1.2	U	1.2	U	1.2	U
Sodium	330.232	1000	**-700.0**	**B**	**-400.0**	**B**	**-580.0**	**B**	**-480.0**	**B**	**-760.0**	**B**
Vanadium	292.402	10	**-0.9**	**B**	0.4	U	0.4	U	**-0.8**	**B**	**-0.9**	**B**

U Result is less than the IDL

B Result is between IDL and RL

Form 3 Equivalent

Test America North Canton

Metals Data Reporting Form

Continuing Calibration Blank Results

Instrument: ICPST **Units:** ug/L

Chart Number: I50131A.ARC

Standard Source: _____ **Standard ID:** _____

Element	WL/ Mass	Report Limit	CCB 2/1/2008 6:21 PM Found	Q	Found	Q	Found	Q	Found	Q	Found	Q
Arsenic	189.042	5	**-2.4**	**B**								
Barium	493.409	10	0.2	U								
Calcium	317.933	1000	**-9.1**	**B**								
Chromium	267.716	5	0.6	U								
Cobalt	228.616	5	0.6	U								
Copper	324.753	5	1.1	U								
Lead	220.353	3	1.1	U								
Magnesium	279.078	1000	**-3.8**	**B**								
Manganese	257.61	10	**-0.1**	**B**								
Nickel	231.604	10	1.7	U								
Potassium	766.491	1000	**150.0**	**B**								
Selenium	196.026	5	**2.6**	**B**								
Silver	328.068	5	1.2	U								
Sodium	330.232	1000	320.0	U								
Vanadium	292.402	10	**-0.9**	**B**								

U Result is less than the IDL

B Result is between IDL and RL

Form 3 Equivalent

: Instrument Upload Run Log - Page 1 :
: Started Fri Feb 8 05:03:58 2008 by DAVIESB :
: Data File: UPL$CAN_DATA_ROOT:<REP>I80206C.CSV;1 :

#	WorkOrder	Dilution	Date	Time	Batch	Lot	Instrument
1	STD1	1	06-FEB-2008	15:02:03			I8
2	STD2	1	06-FEB-2008	10:59:59			I8
3	STD3	1	06-FEB-2008	11:06:18			I8
4	STD4	1	06-FEB-2008	11:12:38			I8
5	ICV	1	06-FEB-2008	11:17:06			I8
6	ICB	1	06-FEB-2008	11:23:25			I8
7	CRI	1	06-FEB-2008	11:27:45			I8
8	ICSA	1	06-FEB-2008	11:31:56			I8
9	ICSAB	1	06-FEB-2008	11:36:14			I8
10	CCV	1	06-FEB-2008	11:42:33			I8
11	CCB	1	06-FEB-2008	11:48:52			I8
12	KF9NXC	1	06-FEB-2008	11:53:14	8030017	A8A300000	I8
13	KF9NRB	1	06-FEB-2008	11:59:34	8030015	A8A300000	I8
14	KF9NRC	1	06-FEB-2008	12:04:00	8030015	A8A300000	I8
15	KF7WP	1	06-FEB-2008	12:10:19	8030015	A8A290102	I8
16	KF7WT	1	06-FEB-2008	12:14:38	8030015	A8A290102	I8
17	KF7W0	1	06-FEB-2008	12:18:43	8030015	A8A290102	I8
18	KF7W3	1	06-FEB-2008	12:23:00	8030015	A8A290102	I8
19	KF7W5	1	06-FEB-2008	12:27:15	8030015	A8A290102	I8
20	KF7W7	1	06-FEB-2008	12:31:20	8030015	A8A290102	I8
21	KF7XC	1	06-FEB-2008	12:35:30	8030015	A8A290102	I8
22	CCV	1	06-FEB-2008	12:39:36			I8
23	CCB	1	06-FEB-2008	12:45:54			I8
24	KF7XF	1	06-FEB-2008	12:50:01	8030015	A8A290102	I8
25	KF7XJ	1	06-FEB-2008	12:54:43	8030015	A8A290102	I8
26	KF7XN	1	06-FEB-2008	12:58:48	8030015	A8A290102	I8
27	KF7XT	1	06-FEB-2008	13:02:53	8030015	A8A290102	I8
28	KF7XTL	1	06-FEB-2008	13:06:57			I8
29	KF7XTX	1	06-FEB-2008	13:11:03	8030015	A8A290102	I8
30	KF7XTS	1	06-FEB-2008	13:15:16	8030015	A8A290102	I8
31	KGEKAB	1	06-FEB-2008	13:21:36	8032013	A8B010000	I8
32	KGEKAC	1	06-FEB-2008	13:25:53	8032013	A8B010000	I8
33	KGCKX	1	06-FEB-2008	13:32:13	8032013	A8A310102	I8
34	CCV	1	06-FEB-2008	13:36:36			I8
35	CCB	1	06-FEB-2008	13:42:55			I8
36	KGCK4	1	06-FEB-2008	13:47:05	8032013	A8A310102	I8
37	KGCK9	1	06-FEB-2008	13:51:11	8032013	A8A310102	I8
38	KGCLF	1	06-FEB-2008	13:55:21	8032013	A8A310102	I8
39	KGCLL	1	06-FEB-2008	13:59:28	8032013	A8A310102	I8
40	KGCLV	1	06-FEB-2008	14:03:51	8032013	A8A310102	I8
41	KGCLX	1	06-FEB-2008	14:08:01	8032013	A8A310102	I8
42	KGCL5	1	06-FEB-2008	14:12:10	8032013	A8A310102	I8
43	KGCL5L	1	06-FEB-2008	14:16:15			I8
44	KGCL5X	1	06-FEB-2008	14:20:19	8032013	A8A310102	I8

(continued)

: Instrument Upload Run Log - Page 2 :
: Started Fri Feb 8 05:03:58 2008 by DAVIESB :
: Data File: UPL$CAN_DATA_ROOT:<REP>I80206C.CSV;1 :

#	WorkOrder	Dilution	Date	Time	Batch	Lot	Instrument
45	KGCL5S	1	06-FEB-2008	14:24:40	8032013	A8A310102	I8
46	CCV	1	06-FEB-2008	14:30:59			I8
47	CCB	1	06-FEB-2008	14:37:18			I8
48	KGCL8	1	06-FEB-2008	14:41:23	8032013	A8A310102	I8
49	KGCMN	1	06-FEB-2008	14:45:29	8032013	A8A310102	I8
50	KGCMT	1	06-FEB-2008	14:49:35	8032013	A8A310102	I8
51	KGCM1	1	06-FEB-2008	14:53:43	8032013	A8A310102	I8
52	KGCNM	1	06-FEB-2008	14:57:50	8032013	A8A310102	I8
53	KGD1R	1	06-FEB-2008	15:02:03	8032013	A8A310224	I8
54	KGD16	1	06-FEB-2008	15:06:13	8032013	A8A310224	I8
55	KGD2X	1	06-FEB-2008	15:10:23	8032013	A8A310224	I8
56	KGD27	1	06-FEB-2008	15:14:44	8032013	A8A310224	I8
57	KGD3F	1	06-FEB-2008	15:18:49	8032013	A8A310224	I8
58	CCV	1	06-FEB-2008	15:23:22			I8
59	CCB	1	06-FEB-2008	15:29:42			I8

End of Report

TestAmerica North Canton

Metals Data Reporting Form

Initial Calibration Blank Results

Instrument: ICPMS **Units:** ug/L

Chart Number: I80206C.csv

Standard Source: _____ **Standard ID:** _____

Element	WL/ Mass	Report Limit	ICB 2/6/2008 11:23 AM Found	Q	Found	Q	Found	Q	Found	Q	Found	Q
Aluminum	27	50	2.9	U								
Antimony	121	2	0.029	U								
Beryllium	9	1	**0.011**	**B**								
Cadmium	111	0.5	0.0031	U								
Iron	56	50	6	U								
Thallium	205	1	0.15	U								
Zinc	66	10	0.25	U								

U Result is less than the IDL

B Result is between IDL and RL

Form 3 Equivalent

TestAmerica North Canton

Metals Data Reporting Form

Continuing Calibration Blank Results

Instrument: ICPMS **Units:** ug/L

Chart Number: I80206C.csv

Standard Source: _____ **Standard ID:** _____

Element	WL/ Mass	Report Limit	CCB 2/6/2008 11:48 AM Found	Q	CCB 1 2/6/2008 12:45 PM Found	Q	CCB 2 2/6/2008 1:42 PM Found	Q	CCB 3 2/6/2008 2:37 PM Found	Q	CCB 4 2/6/2008 3:29 PM Found	Q
Aluminum	27	50	2.9	U	2.9	U	2.9	U	2.9	U	2.9	U
Antimony	121	2	0.029	U	0.029	U	0.029	U	0.029	U	0.029	U
Beryllium	9	1	**0.0077**	**B**	**0.014**	**B**	**0.013**	**B**	**0.018**	**B**	**0.025**	**B**
Cadmium	111	0.5	0.0031	U	0.0031	U	0.0031	U	**0.01**	**B**	**0.017**	**B**
Iron	56	50	6	U	6	U	6	U	6	U	6	U
Thallium	205	1	0.15	U	0.15	U	0.15	U	0.15	U	0.15	U
Zinc	66	10	0.25	U	0.25	U	0.25	U	0.25	U	0.25	U

U Result is less than the IDL

B Result is between IDL and RL

Form 3 Equivalent

: Instrument Upload Run Log - Page 1 :
: Started Fri Feb 8 06:01:22 2008 by DAVIESB :
: Data File: UPL$CAN_DATA_ROOT:<REP>I80207A.CSV;1 :

#	WorkOrder	Dilution	Date	Time	Batch	Lot	Instrument
1	STD1	1	07-FEB-2008	14:36:54			I8
2	STD2	1	07-FEB-2008	09:38:12			I8
3	STD3	1	07-FEB-2008	09:44:19			I8
4	STD4	1	07-FEB-2008	09:50:39			I8
5	ICV	1	07-FEB-2008	09:54:44			I8
6	ICB	1	07-FEB-2008	10:01:01			I8
7	CRI	1	07-FEB-2008	10:05:13			I8
8	ICSA	1	07-FEB-2008	10:09:26			I8
9	ICSAB	1	07-FEB-2008	10:13:33			I8
10	CCV	1	07-FEB-2008	10:19:52			I8
11	CCB	1	07-FEB-2008	10:26:10			I8
12	KGD3N	1	07-FEB-2008	10:30:23	8032013	A8A310224	I8
13	KGD3X	1	07-FEB-2008	10:34:37	8032013	A8A310224	I8
14	KGD3XL	1	07-FEB-2008	10:38:43			I8
15	KGD3XX	1	07-FEB-2008	10:42:48	8032013	A8A310224	I8
16	KGD3XS	1	07-FEB-2008	10:46:57	8032013	A8A310224	I8
17	KGCH2B	1	07-FEB-2008	10:53:16	8031017	A8A310000	I8
18	KGCH2C	1	07-FEB-2008	10:57:21	8031017	A8A310000	I8
19	KF9QP	1	07-FEB-2008	11:03:41	8031017	A8A300102	I8
20	KF9QPL	1	07-FEB-2008	11:07:48			I8
21	KF9QPX	1	07-FEB-2008	11:12:14	8031017	A8A300102	I8
22	CCV	1	07-FEB-2008	11:16:32			I8
23	CCB	1	07-FEB-2008	11:22:50			I8
24	KF9QPS	1	07-FEB-2008	11:26:55	8031017	A8A300102	I8
25	KF9QR	1	07-FEB-2008	11:33:14	8031017	A8A300102	I8
26	KF9QV	1	07-FEB-2008	11:37:26	8031017	A8A300102	I8
27	KF9QW	1	07-FEB-2008	11:41:31	8031017	A8A300102	I8
28	KF9Q0	1	07-FEB-2008	11:45:43	8031017	A8A300102	I8
29	KF9Q4	1	07-FEB-2008	11:50:12	8031017	A8A300102	I8
30	KF9Q6	1	07-FEB-2008	11:54:41	8031017	A8A300102	I8
31	KF9Q8	1	07-FEB-2008	11:58:47	8031017	A8A300102	I8
32	KF9RA	1	07-FEB-2008	12:03:02	8031017	A8A300102	I8
33	KF9RD	1	07-FEB-2008	12:07:12	8031017	A8A300102	I8
34	CCV	1	07-FEB-2008	12:11:17			I8
35	CCB	1	07-FEB-2008	12:15:24			I8
36	KF9RF	1	07-FEB-2008	12:19:29	8031017	A8A300102	I8
37	KF9RJ	1	07-FEB-2008	12:23:34	8031017	A8A300102	I8
38	KF9RL	1	07-FEB-2008	12:27:44	8031017	A8A300102	I8
39	CRI	1	07-FEB-2008	12:31:48			I8
40	KGNKLB	1	07-FEB-2008	12:35:52	8038018	A8B070000	I8
41	KGNKLC	1	07-FEB-2008	12:39:57	8038018	A8B070000	I8
42	KF962R	1	07-FEB-2008	12:44:01	8038018	A8A300151	I8
43	KF962S	1	07-FEB-2008	12:48:06	8031021	A8A300151	I8
44	KF962D	1	07-FEB-2008	12:52:21	8031021	A8A300151	I8

(continued)

TestAmerica North Canton

Metals Data Reporting Form

Initial Calibration Blank Results

Instrument: ICPMS **Units:** ug/L

Chart Number: I80207A.csv

Standard Source: _____ **Standard ID:** _____

Element	WL/ Mass	Report Limit	ICB 2/7/2008 10:01 AM Found	Q	Found	Q	Found	Q	Found	Q	Found	Q
Aluminum	27	50	2.9	U								
Antimony	121	2	0.029	U								
Beryllium	9	1	**0.024**	**B**								
Cadmium	111	0.5	0.0031	U								
Iron	56	50	6	U								
Thallium	205	1	**0.15**	**B**								
Zinc	66	10	0.25	U								

U Result is less than the IDL

B Result is between IDL and RL

TestAmerica North Canton

Metals Data Reporting Form

Continuing Calibration Blank Results

Instrument: ICPMS **Units:** ug/L

Chart Number: I80207A.csv

Standard Source: _____ **Standard ID:** _____

Element	WL/ Mass	Report Limit	CCB 2/7/2008 10:26 AM Found	Q	CCB 1 2/7/2008 11:22 AM Found	Q	Found	Q	Found	Q	Found	Q
Aluminum	27	50	2.9	U	2.9	U						
Antimony	121	2	0.029	U	0.029	U						
Beryllium	9	1	**0.025**	**B**	**0.013**	**B**						
Cadmium	111	0.5	**0.01**	**B**	**0.016**	**B**						
Iron	56	50	6	U	6	U						
Thallium	205	1	**0.18**	**B**	0.15	U						
Zinc	66	10	0.25	U	0.25	U						

U Result is less than the IDL

B Result is between IDL and RL

Form 3 Equivalent

: Instrument Upload Run Log - Page 1 :
: Started Wed Feb 6 12:29:37 2008 by LISTM :
: Data File: UPL$CAN_DATA_ROOT:<LHG>HG40206A.PRN;1 :

#	WorkOrder	Dilution	Date	Time	Batch	Lot	Instrument
1	WATER		06-FEB-2008				H4
2	STD01REP1	1	06-FEB-2008	08:28:59			H4
3	STD02REP1	1	06-FEB-2008	08:30:17			H4
4	STD03REP1	1	06-FEB-2008	08:31:56			H4
5	STD04REP1	1	06-FEB-2008	08:33:12			H4
6	STD05REP1	1	06-FEB-2008	08:34:28			H4
7	STD06REP1	1	06-FEB-2008	08:36:03			H4
8	CK2ICV	1	06-FEB-2008	08:37:20			H4
9	CK3ICB	1	06-FEB-2008	08:38:55			H4
10	CK4CRA\MRL	1	06-FEB-2008	08:40:14			H4
11	CK6CCV	1	06-FEB-2008	08:42:41			H4
12	CK5CCB	1	06-FEB-2008	08:43:56			H4
13	KGHKTBE	1	06-FEB-2008	08:45:10	8036022	A8B040000	H4
14	KGJK0BE	1	06-FEB-2008	08:46:29	8036022	A8B050000	H4
15	KGJK0CE	1	06-FEB-2008	08:47:54	8036022	A8B050000	H4
16	KGCTNE	1	06-FEB-2008	08:49:48	8036022	A8A310116	H4
17	KGCTNES	1	06-FEB-2008	08:51:03	8036022	A8A310116	H4
18	KGCTNED	1	06-FEB-2008	08:52:36	8036022	A8A310116	H4
19	KGDM0E	1	06-FEB-2008	08:54:00	8036022	A8A310116	H4
20	KGDMLE	1	06-FEB-2008	08:55:17	8036022	A8A310116	H4
21	KGDMNE	1	06-FEB-2008	08:56:31	8036022	A8A310116	H4
22	KGDMPE	1	06-FEB-2008	08:57:45	8036022	A8A310116	H4
23	CK6CCV	1	06-FEB-2008	08:59:05			H4
24	CK5CCB	1	06-FEB-2008	09:01:41			H4
25	KGDMRE	1	06-FEB-2008	09:03:06	8036022	A8A310116	H4
26	KGHM3BT	1	06-FEB-2008	09:04:35	8036019	A8B040000	H4
27	KGJKRBT	1	06-FEB-2008	09:05:50	8036019	A8B050000	H4
28	KGJKRCT	1	06-FEB-2008	09:07:03	8036019	A8B050000	H4
29	KGEP0T	1	06-FEB-2008	09:08:17	8036019	A8B010123	H4
30	KGEP0TX	1	06-FEB-2008	09:09:40	8036019	A8B010123	H4
31	KGEP0TS	1	06-FEB-2008	09:11:16	8036019	A8B010123	H4
32	KGHMRBT	1	06-FEB-2008	09:12:31	8036021	A8B040000	H4
33	KGJKWBT	1	06-FEB-2008	09:14:11	8036021	A8B050000	H4
34	KGJKWCT	1	06-FEB-2008	09:15:36	8036021	A8B050000	H4
35	CK6CCV	1	06-FEB-2008	09:16:53			H4
36	CK5CCB	1	06-FEB-2008	09:18:06			H4
37	KGE11T	1	06-FEB-2008	09:19:22	8036021	A8B010156	H4
38	KGAR8T	1	06-FEB-2008	09:20:42	8036021	A8A300237	H4
39	KGARRT	1	06-FEB-2008	09:22:18	8036021	A8A300237	H4
40	KGARRTS	1	06-FEB-2008	09:23:31	8036021	A8A300237	H4
41	KGARRTD	1	06-FEB-2008	09:25:06	8036021	A8A300237	H4
42	KGATFT	1	06-FEB-2008	09:26:31	8036021	A8A300237	H4
43	KGATGT	1	06-FEB-2008	09:28:15	8036021	A8A300237	H4
44	KGATHT	1	06-FEB-2008	09:29:38	8036021	A8A300237	H4

(continued)

#	WorkOrder	Dilution	Date	Time	Batch	Lot	Instrument
45	KGEJ8B	1	06-FEB-2008	09:31:07	8032012	A8B010000	H4
46	KGEJ8C	1	06-FEB-2008	09:32:43	8032012	A8B010000	H4
47	CK6CCV	1	06-FEB-2008	09:33:58			H4
48	CK5CCB	1	06-FEB-2008	09:35:15			H4
49	KGC30	1	06-FEB-2008	09:36:28	8032012	A8A310137	H4
50	KGC31	1	06-FEB-2008	09:37:54	8032012	A8A310137	H4
51	KGC32	1	06-FEB-2008	09:39:12	8032012	A8A310137	H4
52	KGC33	1	06-FEB-2008	09:40:27	8032012	A8A310137	H4
53	KGC34	1	06-FEB-2008	09:41:42	8032012	A8A310137	H4
54	KGC35	1	06-FEB-2008	09:42:58	8032012	A8A310137	H4
55	KGC36	1	06-FEB-2008	09:44:15	8032012	A8A310137	H4
56	KGC37	1	06-FEB-2008	09:45:33	8032012	A8A310137	H4
57	KGC38	1	06-FEB-2008	09:47:17	8032012	A8A310137	H4
58	KGC39	1	06-FEB-2008	09:48:32	8032012	A8A310137	H4
59	CK6CCV	1	06-FEB-2008	09:49:49			H4
60	CK5CCB	1	06-FEB-2008	09:51:43			H4
61	KGC3V	1	06-FEB-2008	09:53:11	8032012	A8A310137	H4
62	KGC3VS	1	06-FEB-2008	09:54:25	8032012	A8A310137	H4
63	KGC3VD	1	06-FEB-2008	09:55:52	8032012	A8A310137	H4
64	KGC3X	1	06-FEB-2008	09:57:48	8032012	A8A310137	H4
65	KGEKAB	1	06-FEB-2008	09:59:03	8032013	A8B010000	H4
66	KGEKAC	1	06-FEB-2008	10:00:43	8032013	A8B010000	H4
67	KGCK4	1	06-FEB-2008	10:01:58	8032013	A8A310102	H4
68	KGCK9	1	06-FEB-2008	10:03:23	8032013	A8A310102	H4
69	KGCKX	1	06-FEB-2008	10:05:21	8032013	A8A310102	H4
70	KGCL5	1	06-FEB-2008	10:06:37	8032013	A8A310102	H4
71	CK6CCV	1	06-FEB-2008	10:07:51			H4
72	CK5CCB	1	06-FEB-2008	10:09:04			H4
73	KGCL5X	1	06-FEB-2008	10:11:17	8032013	A8A310102	H4
74	KGCL5S	1	06-FEB-2008	10:12:32	8032013	A8A310102	H4
75	KGCL8	1	06-FEB-2008	10:13:49	8032013	A8A310102	H4
76	KGCLF	1	06-FEB-2008	10:15:09	8032013	A8A310102	H4
77	KGCLL	1	06-FEB-2008	10:16:25	8032013	A8A310102	H4
78	KGCLV	1	06-FEB-2008	10:17:45	8032013	A8A310102	H4
79	KGCLX	1	06-FEB-2008	10:19:30	8032013	A8A310102	H4
80	KGCM1	1	06-FEB-2008	10:20:48	8032013	A8A310102	H4
81	KGCMN	1	06-FEB-2008	10:22:16	8032013	A8A310102	H4
82	KGCMT	1	06-FEB-2008	10:23:31	8032013	A8A310102	H4
83	CK6CCV	1	06-FEB-2008	10:24:45			H4
84	CK5CCB	1	06-FEB-2008	10:26:13			H4
85	KGCNM	1	06-FEB-2008	10:27:40	8032013	A8A310102	H4
86	KGD16	1	06-FEB-2008	10:28:55	8032013	A8A310224	H4
87	KGD1R	1	06-FEB-2008	10:30:10	8032013	A8A310224	H4
88	KGD27	1	06-FEB-2008	10:31:27	8032013	A8A310224	H4

(continued)

#	WorkOrder	Dilution	Date	Time	Batch	Lot	Instrument
89	KGD2X	1	06-FEB-2008	10:32:53	8032013	A8A310224	H4
90	KGD3F	1	06-FEB-2008	10:34:19	8032013	A8A310224	H4
91	KGD3N	1	06-FEB-2008	10:35:54	8032013	A8A310224	H4
92	KGD3X	1	06-FEB-2008	10:37:09	8032013	A8A310224	H4
93	KGD3XX	1	06-FEB-2008	10:38:24	8032013	A8A310224	H4
94	KGD3XS	1	06-FEB-2008	10:39:52	8032013	A8A310224	H4
95	CK6CCV	1	06-FEB-2008	10:41:07			H4
96	CK5CCB	1	06-FEB-2008	10:42:26			H4
97	KGJKKB	1	06-FEB-2008	10:44:03	8036016	A8B050000	H4
98	KGJKKC	1	06-FEB-2008	10:45:32	8036016	A8B050000	H4
99	KGHF9	1	06-FEB-2008	10:46:57	8036016	A8B040102	H4
100	KGHF9S	1	06-FEB-2008	10:48:42	8036016	A8B040102	H4
101	KGHF9D	1	06-FEB-2008	10:50:00	8036016	A8B040102	H4
102	KGHL0	1	06-FEB-2008	10:51:15	8036016	A8B040112	H4
103	KGHL2	1	06-FEB-2008	10:52:34	8036016	A8B040112	H4
104	KGHL3	1	06-FEB-2008	10:54:11	8036016	A8B040112	H4
105	KGHL4	1	06-FEB-2008	10:55:27	8036016	A8B040112	H4
106	CK6CCV	1	06-FEB-2008	10:56:43			H4
107	CK5CCB	1	06-FEB-2008	10:57:59			H4
108	CK6CCV	1	06-FEB-2008	11:02:06			H4
109	CK5CCB	1	06-FEB-2008	11:03:33			H4
110	KGJKMB	1	06-FEB-2008	11:04:46	8036017	A8B050000	H4
111	KGJKMC	1	06-FEB-2008	11:06:23	8036017	A8B050000	H4
112	KGHP1	1	06-FEB-2008	11:08:10	8036017	A8B040123	H4
113	KGHP4	1	06-FEB-2008	11:09:28	8036017	A8B040123	H4
114	KGHP7	1	06-FEB-2008	11:10:45	8036017	A8B040123	H4
115	KGHP8	1	06-FEB-2008	11:12:18	8036017	A8B040123	H4
116	KGHPW	1	06-FEB-2008	11:13:34	8036017	A8B040123	H4
117	KGHQA	1	06-FEB-2008	11:14:50	8036017	A8B040123	H4
118	KGHQAS	1	06-FEB-2008	11:16:05	8036017	A8B040123	H4
119	KGHQAD	1	06-FEB-2008	11:17:42	8036017	A8B040123	H4
120	CK6CCV	1	06-FEB-2008	11:20:07			H4
121	CK5CCB	1	06-FEB-2008	11:21:23			H4
122	KGHW2	1	06-FEB-2008	11:22:36	8036017	A8B040137	H4
123	KGHW3	1	06-FEB-2008	11:23:52	8036017	A8B040137	H4
124	KGHW4	1	06-FEB-2008	11:25:08	8036017	A8B040137	H4
125	KGHW5	1	06-FEB-2008	11:26:21	8036017	A8B040137	H4
126	KGHW6	1	06-FEB-2008	11:28:36	8036017	A8B040137	H4
127	KGHW7	1	06-FEB-2008	11:30:25	8036017	A8B040137	H4
128	KGHW8	1	06-FEB-2008	11:31:48	8036017	A8B040137	H4
129	KGHXA	1	06-FEB-2008	11:33:03	8036017	A8B040137	H4
130	KGHXC	1	06-FEB-2008	11:34:17	8036017	A8B040137	H4
131	KGJKPB	1	06-FEB-2008	11:35:51	8036018	A8B050000	H4
132	CK6CCV	1	06-FEB-2008	11:37:10			H4

(continued)

#	WorkOrder	Dilution	Date	Time	Batch	Lot	Instrument
133	CK5CCB	1	06-FEB-2008	11:38:23			H4
134	KGJKPC	1	06-FEB-2008	11:39:58	8036018	A8B050000	H4
135	KGHQ0	1	06-FEB-2008	11:41:32	8036018	A8B040123	H4
136	KGHQ1	1	06-FEB-2008	11:42:47	8036018	A8B040123	H4
137	KGHQD	1	06-FEB-2008	11:44:00	8036018	A8B040123	H4
138	KGHQDS	1	06-FEB-2008	11:45:45	8036018	A8B040123	H4
139	KGHQDD	1	06-FEB-2008	11:47:00	8036018	A8B040123	H4
140	KGHQJ	1	06-FEB-2008	11:48:17	8036018	A8B040123	H4
141	KGHQK	1	06-FEB-2008	11:49:51	8036018	A8B040123	H4
142	KGHQL	1	06-FEB-2008	11:51:35	8036018	A8B040123	H4
143	KGHQM	1	06-FEB-2008	11:53:02	8036018	A8B040123	H4
144	CK6CCV	1	06-FEB-2008	11:54:26			H4
145	CK5CCB	1	06-FEB-2008	11:55:43			H4
146	KGHQN	1	06-FEB-2008	11:57:08	8036018	A8B040123	H4
147	KGHQP	1	06-FEB-2008	11:58:48	8036018	A8B040123	H4
148	KGHQQ	1	06-FEB-2008	12:00:06	8036018	A8B040123	H4
149	KGHQR	1	06-FEB-2008	12:01:30	8036018	A8B040123	H4
150	KGHQT	1	06-FEB-2008	12:03:03	8036018	A8B040123	H4
151	KGHQX	1	06-FEB-2008	12:04:17	8036018	A8B040123	H4
152	KGHWX	1	06-FEB-2008	12:05:51	8036017	A8B040137	H4
153	KGHXD	1	06-FEB-2008	12:07:06	8036017	A8B040137	H4
154	KGLAMBF	1	06-FEB-2008	12:08:25	8037015	A8B060000	H4
155	KGLAMC	1	06-FEB-2008	12:09:44	8037015	A8B060000	H4
156	CK6CCV	1	06-FEB-2008	12:11:02			H4
157	CK5CCB	1	06-FEB-2008	12:12:46			H4
158	KGJM2	1	06-FEB-2008	12:14:00	8037015	A8A250125	H4
159	KGKV1	1	06-FEB-2008	12:15:17	8037015	8B05258	H4
160	KGKVJ	1	06-FEB-2008	12:16:34	8037015	8B05258	H4
161	KGKVR	1	06-FEB-2008	12:18:20	8037015	8B05258	H4
162	KGKVV	1	06-FEB-2008	12:19:46	8037015	8B05258	H4
163	KGJTJF	1	06-FEB-2008	12:22:04	8037015	A8B050121	H4
164	KGJTJFS	1	06-FEB-2008	12:23:29	8037015	A8B050121	H4
165	KGJTJFD	1	06-FEB-2008	12:25:13	8037015	A8B050121	H4
166	KGLAPB	1	06-FEB-2008	12:26:29	8037016	A8B060000	H4
167	KGLAPC	1	06-FEB-2008	12:27:45	8037016	A8B060000	H4
168	CK6CCV	1	06-FEB-2008	12:29:09			H4
169	CK5CCB	1	06-FEB-2008	12:30:48			H4
170	KGJ0M	1	06-FEB-2008	12:32:06	8037016	A8B050134	H4
171	KGJ0MF	1	06-FEB-2008	12:34:01	8037016	A8B050134	H4
172	KGJX2	1	06-FEB-2008	12:35:36	8037016	A8B050134	H4
173	KGJX2S	1	06-FEB-2008	12:37:07	8037016	A8B050134	H4
174	KGJX2D	1	06-FEB-2008	12:38:35	8037016	A8B050134	H4
175	KGJX2F	1	06-FEB-2008	12:39:53	8037016	A8B050134	H4
176	KGJ0A	1	06-FEB-2008	12:41:29	8037016	A8B050132	H4

(continued)

Instrument Upload Run Log - Page 5

Started Wed Feb 6 12:29:37 2008 by LISTM

Data File: UPL$CAN_DATA_ROOT:<LHG>HG40206A.PRN;1

#	WorkOrder	Dilution	Date	Time	Batch	Lot	Instrument
177	KGJX1	1	06-FEB-2008	12:42:44	8037016	A8B050132	H4
178	KGJX3	1	06-FEB-2008	12:44:11	8037016	A8B050132	H4
179	KGJX5	1	06-FEB-2008	12:45:47	8037016	A8B050132	H4
180	CK6CCV	1	06-FEB-2008	12:47:43			H4
181	CK5CCB	1	06-FEB-2008	12:48:58			H4
182	KGJX6	1	06-FEB-2008	12:50:24	8037016	A8B050132	H4
183	KGJX7	1	06-FEB-2008	12:51:39	8037016	A8B050132	H4
184	KGJX9	1	06-FEB-2008	12:52:56	8037016	A8B050132	H4
185	KGJXK	1	06-FEB-2008	12:54:21	8037016	A8B050132	H4
186	KGJXKS	1	06-FEB-2008	12:55:37	8037016	A8B050132	H4
187	KGJXKD	1	06-FEB-2008	12:57:02	8037016	A8B050132	H4
188	KGJXP	1	06-FEB-2008	12:58:22	8037016	A8B050132	H4
189	KGJXR	1	06-FEB-2008	12:59:38	8037016	A8B050132	H4
190	KGJXT	1	06-FEB-2008	13:01:23	8037016	A8B050132	H4
191	KGJXX	1	06-FEB-2008	13:02:44	8037016	A8B050132	H4
192	CK6CCV	1	06-FEB-2008	13:04:41			H4
193	CK5CCB	1	06-FEB-2008	13:06:36			H4
194	CK6CCV	1	06-FEB-2008	13:53:57			H4
195	CK5CCB	1	06-FEB-2008	13:55:34			H4
196	KGKJRBT	1	06-FEB-2008	13:56:48	8037020	A8B050000	H4
197	KGLA1BT	1	06-FEB-2008	13:58:00	8037020	A8B060000	H4
198	KGLA1CT	1	06-FEB-2008	13:59:15	8037020	A8B060000	H4
199	KGATCT	1	06-FEB-2008	14:00:33	8037020	A8A300247	H4
200	KF8VJT	1	06-FEB-2008	14:01:49	8037020	A8A290195	H4
201	KF8VJTX	1	06-FEB-2008	14:03:45	8037020	A8A290195	H4
202	KF8VJTS	1	06-FEB-2008	14:06:12	8037020	A8A290195	H4
203	KF8HWT	1	06-FEB-2008	14:08:11	8037020	A8A290167	H4
204	KF8HWTS	1	06-FEB-2008	14:09:27	8037020	A8A290167	H4
205	KF8HWTD	1	06-FEB-2008	14:10:41	8037020	A8A290167	H4
206	CK6CCV	1	06-FEB-2008	14:12:10			H4
207	CK5CCB	1	06-FEB-2008	14:13:34			H4
208	CK6CCV	1	06-FEB-2008	14:19:01			H4

End of Report

Test America North Canton

Metals Data Reporting Form

Continuing Calibration Blank Results

Instrument: CVAA **Units:** ug/L

Chart Number: hg40206a.prn

Standard Source: _____ **Standard ID:** _____

Element	WL/ Mass	Report Limit	Ck5CCB 2/6/2008 8:43 AM Found	Q	Ck5CCB 2/6/2008 9:01 AM Found	Q	Ck5CCB 2/6/2008 9:18 AM Found	Q	Ck5CCB 2/6/2008 9:35 AM Found	Q	Ck5CCB 2/6/2008 9:51 AM Found	Q
Mercury	253.7	0.2	0.1	U	0.1	U	0.1	U	0.1	U	**-0.1**	**B**

5.21.0

U Result is less than the IDL

B Result is between IDL and RL

Form 3 Equivalent

GENERAL CHEMISTRY DATA

Ravenna, OH Data Review Checklist

Project Number: 030240.0006.05
Sample Event: January 2008
Data Reviewer/Date: Angye Dragotta/ March 13, 2008

SDG: A8A310224 R0
Analysis: SW846 9012

Review Questions:	Yes	No	N/A	Comments	QUAL/Criteria
1. Did Chain-of-Custody information agree with laboratory report?	✓			COC#: 336184,336178,117213	
2. Were samples preserved properly and received in good condition?	✓			Sample coolers were received between 1.1 and 4.8°C. Upon receipt, it was documented by the laboratory, that the samples were not frozen and received in good condition. No qualifications were made to sample results based on temperatures less than 2°C.	QAPP Table 4-2
3. Were holding times met?	✓			Samples collected 1/30/08 and 1/31/08, prepped on 2/5/08 and analyzed 2/6/08.	QAPP Table 4-2 J/UJ/R
4. Were sample storage requirements met?	✓				QAPP Table 4-2
5. Were QAPP specified PQLs achieved?	✓				QAPP Table 3-9
6. Were all QAPP-specified target analytes reported?	✓				QAPP Table 3-9
7. Does the initial calibration curve consist of at least 6 standards and one blank?	✓			2/5/08, 2/6/08	LCG Table 10 R
8. Was the correlation coefficient R ≥ 0.995?	✓				LCG Table 10 R<0.995=-J/R
9. Were % RSDs ≤ 10% in all standards and ICV/CCVs?	✓				LCG Table 10 RSD%>10=J
10. Were a high and low standard distilled and compared to the undistilled standard? Were the results within ± 10%?			✓		LCG Table 10 R
11. Was an MDL Level Verification performed at least once per quarter with all target analytes detected?	✓				LCG Table 10 R
12. Was a MRL Level Verification performed at the beginning of every daily sequence? Were results within 70-130%?	✓				LCG Table 10 >130%=J; 65-70%=J/UJ; <65%=J/R
13. Was a second source verification (ICV) analyzed after the ICAL and all analytes 85-115%?	✓				LCG Table 10 >115%=J; 80-85%=J/UJ; <80%=J/R
14. Was the ICB analyzed after the ICV with results <1/2 the MRL?	✓				LCG Table 7 < 5x = U

Ravenna, OH Data Review Checklist

Project Number: 030240.0006.05
Sample Event: January 2008
Data Reviewer/Date: Angye Dragotta/ March 13, 2008

SDG: A8A310224 R0
Analysis: SW846 9012

Review Questions:	Yes	No	N/A	Comments	QUAL/Criteria
15. Was a CCV run at the beginning and end of the analytical sequence?	✓				LCG Table 10
16. Were the CCV results 80-120%?	✓				LCG Table 10 >120%=J; 75-80%=J/UJ; <75%=J/R
17. Was a method blank prepared and analyzed with each batch?	✓				
18. Were target analytes detected in the method blank >1/2 the MRL?	✓				LCG Table 10 <5x=B
19. Was a field blank collected and analyzed?	✓			FWGEQUIPRinse4-0612-GW	
20. Were target analytes in the field blank analyses <1/2 the MRL?	✓				<5x=B
21. Was a field duplicate analyzed? Were the RPDs ≤30%?		✓		FWGLL2mw-DUP3-0603-GF was a field duplicate for FWGLL12mw-107C-0588-GW.	QAPP Table 3-2 >30% = J
22. Was an LCS prepared and analyzed with each batch?	✓				LCG Table 10
23. Were the LCS recoveries 80-120%?	✓				LCG Table 10 >120%=J; 50-79%=J/UJ; <50%=R
24. Was a MS prepared once per every 10 samples?	✓				LCG Table 10
25. Was the MS parent sample a Ravenna sample?	✓			Sample FWGLL12mw-088c-0587-GW was the parent Ravenna sample from this SDG. An additional matrix spike was performed with the parent from another Ravenna SDG - sample FWGLL12mw-128c-0590-GW.	
26. Were MS recoveries 75-125%?	✓			Cyanide matrix recoveries were within LCG limits of 75-125%	QAPP Table 3-2 >120%=J; 30-74%=J/UJ; <30%=J/R
27. Were reported sample concentrations within calibration range?	✓				
28. Were laboratory-generated Quality Control Exception Reports issued? If yes,		✓			

Ravenna, OH Data Review Checklist

Project Number: 030240.0006.05
Sample Event: January 2008
Data Reviewer/Date: Angye Dragotta/ March 13, 2008

SDG: A8A310224 R0
Analysis: SW846 9012

Review Questions:	Yes	No	N/A	Comments	QUAL/Criteria
summarize contents.					
29. Were lab comments included in report? If yes, summarize contents.		✓			

References: Louisville Chemistry Guidelines (LCG), USACE June 2002 version 5; Section I "Chemical Analysis Criteria" Table 10 and Attachment A "Data Validation Guidelines:

Final Quality Assurance Project Plan (QAPP) Addendum for the Facility-Wide Groundwater Monitoring Program Ravenna Army Ammunition Plant, Ravenna, OH, Portage Environmental September 2004

NELAC Quality Systems revision 16, July 12, 2002, Chapter 5 section 5.5.8.3.1.a.1 "temperatures just above freezing up to 6C shall be acceptable". This criterion has been used in the validation of acceptable temperatures.

Additional Comments:

Ravenna, OH Data Review Checklist

Project Number: 030240.0006.05
Sample Event: January 2008
Data Reviewer/Date: Angye Dragotta/ March 13, 2008

SDG: A8A310224 Rev 0
Analysis: EPA 353.2

Review Questions:	Yes	No	N/A	Comments	Qual/Crtieria
1. Did Chain-of-Custody information agree with laboratory report?	✓			COC#: 336184,336178,117213	
2. Were samples preserved properly and received in good condition?	✓			Sample coolers were received between 1.1 and 4.8°C. Upon receipt, it was documented by the laboratory, that the samples were not frozen and received in good condition. No qualifications were made to sample results based on temperatures less than 2°C.	QAPP Table 4-2
3. Were holding times met?	✓			Samples collected 1/30/08 and 1/31/08, prepped and analyzed on 2/4/08.	QAPP Table 4-2 J/UJ/R
4. Were sample storage requirements met?	✓				QAPP Table 4-2
5. Were QAPP specified RLs achieved?	✓				QAPP Table 3-9
6. Were all QAPP-specified target analytes reported?	✓				QAPP Table 3-9
7. Was the Linear Calibration Range verified using 3 standards and 1 blank? Was the ICV within 10% of the initial values?	✓				Method EPA 353.2 Section 9.2.2 J
8. Was an Instrument Performance Check Solution (CCV) analyzed immediately following daily calibration, after every 10th sample, and at the end of the analytical sequence?	✓				Method EPA 353.2 Section 9.3.4
19. Was the CCV a mid-level standard from the initial calibration curve?	✓				Method EPA 353.2 Section 9.3.4
10. Were the CCVs 90-110%?	✓				Method EPA 353.2 Section 9.3.4 >110%=J; 85-90%=J/UJ; <85%=J/R
11. Was a method blank and a calibration blank prepared and analyzed with each batch?	✓				Method EPA 353.2 Section 9.3.1, 9.3.4
12. Were target analytes detected in the method blank or calibration blank >1/2 the MRL?	✓			The method blank had detected concentrations of nitrate at 0.02ug/L. All results with detected concentrations<5x method blank contamination were flagged, "B".	LCG Attachment A Section 11 <5x = B

Ravenna, OH Data Review Checklist

Project Number: 030240.0006.05
Sample Event: January 2008
Data Reviewer/Date: Angye Dragotta/ March 13, 2008

SDG: A8A310224 Rev 0
Analysis: EPA 353.2

Review Questions:	Yes	No	N/A	Comments	Qual/Crtieria
13. Was a field blank collected and analyzed?	✓				
14. Were target analytes in the field blank analyses <1/2 the MRL?		✓		The equipment rinse had nitrate detected at 0.02mg/L. The result was qualified "B" due to method blank contamination. No qualifications were made based on the equipment rinse.	<5x=B
16. Was a field duplicate analyzed? Were the RPDs <30%?	✓			FWGLL2mw-DUP3-0603-GW was a field duplicate for FWGLL12mw-107C-0588-GW.	QAPP Table 3-2 >30% = J
17. Was an LCS prepared and analyzed with each batch? Was the LCS recovery within 90-110%?	✓				Method EPA 353.2 Section 9.3.3 >110%=J; 70-90%=J/UJ; <70%=R
18. Was a MS prepared with each batch?	✓				Method EPA 353.2 Section 9.4.1
19. Was the MS parent sample a Ravenna sample?		✓			
20. Were MS/MSD recoveries and RPD within lab in-house limits?	✓				Method EPA 353.2 Section 9.4.2 >UL%=J; 30-LL%=J/UJ; <50%=J/R
21. Were sample concentrations within calibration range?	✓				
22. Were laboratory-generated Quality Control Exception Reports issued? If yes, summarize contents.		✓			
23. Were lab comments included in report? If yes, summarize contents.		✓			

References: Louisville Chemistry Guidelines (LCG), USACE June 2002 version 5

Final Quality Assurance Project Plan (QAPP) Addendum for the Facility-Wide Groundwater Monitoring Program Ravenna Army Ammunition Plant, Ravenna, OH, Portage Environmental September 2004

EPA Method 353.2 "Determination of Nitrate-Nitrite Nitrogen by Automated Colorimetry", August 1993, rev 2.0

Additional Comments:

Environmental Quality Mgt., Inc.

Client Sample ID: FWGLL12MW184C-0592-GW

General Chemistry

Lot-Sample #...: A8A310224-002 **Work Order #...:** KGDX7 **Matrix.....:** WG
Date Sampled...: 01/31/08 09:40 **Date Received..:** 01/31/08

PARAMETER	RESULT	RL	UNITS	METHOD	PREPARATION-ANALYSIS DATE	PREP BATCH #
Cyanide, Total	ND	0.010	mg/L	SW846 9012A	02/05-02/06/08	8037341
	Dilution Factor: 1			MDL.....: 0.0050		
Nitrate-Nitrite	**0.07 B,J**	**0.1**	**mg/L**	**MCAWW 353.2**	**02/04/08**	**8035405**
	Dilution Factor: 1			MDL.....: 0.02		

NOTE(S):

RL Reporting Limit

B Estimated result. Result is less than RL.

J Method blank contamination. The associated method blank contains the target analyte at a reportable level.

Environmental Quality Mgt., Inc.

Client Sample ID: FWGEQUIPRINSE4-0612-GW

General Chemistry

Lot-Sample #...: A8A310224-004 **Work Order #...:** KGD16 **Matrix.....:** WQ
Date Sampled...: 01/31/08 12:10 **Date Received..:** 01/31/08

PARAMETER	RESULT	RL	UNITS	METHOD	PREPARATION-ANALYSIS DATE	PREP BATCH #
Cyanide, Total	ND	0.010	mg/L	SW846 9012A	02/05-02/06/08	8037341
	Dilution Factor: 1			MDL.....: 0.0050		
Nitrate-Nitrite	**0.02 B,J**	**0.1**	**mg/L**	**MCAWW 353.2**	**02/04/08**	**8035405**
	Dilution Factor: 1			MDL.....: 0.02		

NOTE(S):

RL Reporting Limit

B Estimated result. Result is less than RL.

J Method blank contamination. The associated method blank contains the target analyte at a reportable level.

Environmental Quality Mgt., Inc.

Client Sample ID: FWGLL12mw-154C-0591-GW

General Chemistry

Lot-Sample #...: A8A310224-006 **Work Order #...:** KGD2W **Matrix.....:** WG
Date Sampled...: 01/30/08 16:35 **Date Received..:** 01/31/08

PARAMETER	RESULT	RL	UNITS	METHOD	PREPARATION-ANALYSIS DATE	PREP BATCH #
Cyanide, Total	ND	0.010	mg/L	SW846 9012A	02/05-02/06/08	8037341
	Dilution Factor: 1			MDL.....: 0.0050		
Nitrate-Nitrite	**0.06 B,J**	**0.1**	**mg/L**	**MCAWW 353.2**	**02/04/08**	**8035405**
	Dilution Factor: 1			MDL.....: 0.02		

NOTE(S):

RL Reporting Limit

B Estimated result. Result is less than RL.

J Method blank contamination. The associated method blank contains the target analyte at a reportable level.

Environmental Quality Mgt., Inc.

Client Sample ID: FWGLL12mw-107C-0588-GW

General Chemistry

Lot-Sample #...: A8A310224-009 **Work Order #...:** KGD25 **Matrix.....:** WG
Date Sampled...: 01/31/08 09:30 **Date Received..:** 01/31/08

PARAMETER	RESULT	RL	UNITS	METHOD	PREPARATION-ANALYSIS DATE	PREP BATCH #
Cyanide, Total	ND	0.010	mg/L	SW846 9012A	02/05-02/06/08	8037341
		Dilution Factor: 1		MDL.....: 0.0050		
Nitrate-Nitrite	**0.3 J**	**0.1**	**mg/L**	**MCAWW 353.2**	**02/04/08**	**8035405**
		Dilution Factor: 1		MDL.....: 0.02		

NOTE(S):

RL Reporting Limit

J Method blank contamination. The associated method blank contains the target analyte at a reportable level.

Environmental Quality Mgt., Inc.

Client Sample ID: FWGLL12mw-DUP3-0603-GW

General Chemistry

Lot-Sample #...: A8A310224-011 **Work Order #...:** KGD29 **Matrix.....:** WG
Date Sampled...: 01/31/08 09:50 **Date Received..:** 01/31/08

PARAMETER	RESULT	RL	UNITS	METHOD	PREPARATION-ANALYSIS DATE	PREP BATCH #
Cyanide, Total	ND	0.010	mg/L	SW846 9012A	02/05-02/06/08	8037341
		Dilution Factor: 1		MDL.....: 0.0050		
Nitrate-Nitrite	**0.2 J**	**0.1**	**mg/L**	**MCAWW 353.2**	**02/04/08**	**8035405**
		Dilution Factor: 1		MDL.....: 0.02		

NOTE(S):

RL Reporting Limit

J Method blank contamination. The associated method blank contains the target analyte at a reportable level.

Environmental Quality Mgt., Inc.

Client Sample ID: FWGLL3mw-235C-0578-GW

General Chemistry

Lot-Sample #...: A8A310224-013 **Work Order #...:** KGD3J **Matrix.....:** WG
Date Sampled...: 01/31/08 11:30 **Date Received..:** 01/31/08

PARAMETER	RESULT	RL	UNITS	METHOD	PREPARATION-ANALYSIS DATE	PREP BATCH #
Cyanide, Total	ND	0.010	mg/L	SW846 9012A	02/05-02/06/08	8037341
	Dilution Factor: 1			MDL.....: 0.0050		

Environmental Quality Mgt., Inc.

Client Sample ID: FWGLL12mw-088C-0587-GW

General Chemistry

Lot-Sample #...: A8A310224-015 **Work Order #...:** KGD3Q **Matrix.....:** WG
Date Sampled...: 01/31/08 09:35 **Date Received..:** 01/31/08

PARAMETER	RESULT	RL	UNITS	METHOD	PREPARATION-ANALYSIS DATE	PREP BATCH #
Cyanide, Total	ND	0.010	mg/L	SW846 9012A	02/05-02/06/08	8037341
	Dilution Factor: 1			MDL.....: 0.0050		
Nitrate-Nitrite	ND	0.1	mg/L	MCAWW 353.2	02/04/08	8035405
	Dilution Factor: 1			MDL.....: 0.02		

METHOD BLANK REPORT

General Chemistry

Client Lot #...: A8A310224 **Matrix.....:** WATER

PARAMETER	RESULT	REPORTING LIMIT	UNITS	METHOD	PREPARATION-ANALYSIS DATE	PREP BATCH #
Cyanide, Total		Work Order #: KGMDH1AA		MB Lot-Sample #:	A8B060000-341	
	ND	0.010	mg/L	SW846 9012A	02/05-02/06/08	8037341
		Dilution Factor: 1				
Nitrate-Nitrite		Work Order #: KGJDP1AA		MB Lot-Sample #:	A8B040000-405	
	0.02 B	**0.1**	**mg/L**	**MCAWW 353.2**	**02/04/08**	**8035405**
		Dilution Factor: 1				

NOTE(S):

Calculations are performed before rounding to avoid round-off errors in calculated results.

B Estimated result. Result is less than RL.

Method Blank Outlier Report

Lab Reporting Batch : A8A310224
Lab ID: STLCAN
Analysis Method : 353.2
Analysis Date : 02/04/2008
Preparation Type : Gen Prep
Preparation Date : 02/04/2008
Method Blank Lab Sample ID : A8B040000405B
Preparation Batch : 8035405

Nitrate as N (NO3-N)	Result	Reporting Limit	Units	Lab Qual	Comments
Method Blank Result:	0.02	0.1	mg/L	B	

Nitrate as N (NO3-N) was qualified due to method blank contamination in the following associated samples:

Client Sample ID	Lab Sample ID	Dilution	Result	Lab Qual	Result Units
FWGEQUIPRINSE4-0612-G	A8A310224004	1	0.02	B J	mg/L
FWGLL12mw-154C-0591-G	A8A310224006	1	0.06	B J	mg/L
FWGLL12MW184C-0592-G	A8A310224002	1	0.07	B J	mg/L

LABORATORY CONTROL SAMPLE EVALUATION REPORT

General Chemistry

Client Lot #...: A8A310224 **Matrix.....:** WATER

PARAMETER	PERCENT RECOVERY	RECOVERY LIMITS	METHOD	PREPARATION-ANALYSIS DATE	PREP BATCH #
Cyanide, Total		Work Order #: KGMDH1AC	LCS Lot-Sample#: A8B060000-341		
	89	(80 - 120)	SW846 9012A	02/05-02/06/08	8037341
		Dilution Factor: 1			
Nitrate-Nitrite		Work Order #: KGJDP1AC	LCS Lot-Sample#: A8B040000-405		
	87	(79 - 117)	MCAWW 353.2	02/04/08	8035405
		Dilution Factor: 1			

NOTE(S):

Calculations are performed before rounding to avoid round-off errors in calculated results.

MATRIX SPIKE SAMPLE EVALUATION REPORT

General Chemistry

Client Lot #...: A8A310224 **Matrix.....:** WG
Date Sampled...: 01/31/08 09:35 **Date Received..:** 01/31/08

PARAMETER	PERCENT RECOVERY	RECOVERY LIMITS	RPD	RPD LIMITS	METHOD	PREPARATION-ANALYSIS DATE	PREP BATCH #
Cyanide, Total		WO#: KGD3Q1AQ-MS/KGD3Q1AR-MSD				MS Lot-Sample #: A8A310224-015	
	77 N	(80 - 120)			SW846 9012A	02/05-02/06/08	8037341
	75 N	(80 - 120)	2.3	(0-20)	SW846 9012A	02/05-02/06/08	8037341
		Dilution Factor: 1					
Nitrate-Nitrite		WO#: KGD3Q1AM-MS/KGD3Q1AN-MSD				MS Lot-Sample #: A8A310224-015	
	81	(34 - 125)			MCAWW 353.2	02/04/08	8035405
	83	(34 - 125)	2.0	(0-20)	MCAWW 353.2	02/04/08	8035405
		Dilution Factor: 1					

NOTE(S):

Calculations are performed before rounding to avoid round-off errors in calculated results.

N Spiked analyte recovery is outside stated control limits.

MATRIX SPIKE SAMPLE EVALUATION REPORT

General Chemistry

Client Lot #...: A8A310224 **Matrix.....:** WATER
Date Sampled...: 01/30/08 13:15 **Date Received..:** 01/31/08

PARAMETER	PERCENT RECOVERY	RECOVERY LIMITS	RPD	RPD LIMITS	METHOD	PREPARATION-ANALYSIS DATE	PREP BATCH #
Cyanide, Total		WO#: KGCL01AQ-MS/KGCL01AR-MSD				MS Lot-Sample #: A8A310102-017	
	88	(80 - 120)			SW846 9012A	02/05-02/06/08	8037341
	78 N	(80 - 120)	12	(0-20)	SW846 9012A	02/05-02/06/08	8037341
		Dilution Factor: 1					

NOTE(S):

Calculations are performed before rounding to avoid round-off errors in calculated results.

N Spiked analyte recovery is outside stated control limits.

Reporting Limits Outlier Report (detected results reported below the reporting limit)

Lab Report Batch: A8A310224 **Lab ID:** STLCAN

Client Sample ID	Lab Sample ID	Analysis Method	Matrix	Analyte Name	Lab Qualifier	Result	EDD Reporting Limit	Units
FWGEQUIPRINSE4-0612-	A8A310224004	353.2	AQ	Nitrate as N (NO3-N)	B J	0.02	0.1	mg/L
		6010B		Potassium	B J	154	1000	ug/L
		8260B		2-Butanone	J	2.3	10	ug/L
				Acetone	J	4.4	10	ug/L
				Chloroform	J	0.75	1.0	ug/L
FWGLL12mw-088C-0587-	A8A310224016	6010B		Nickel	B	6.4	10.0	ug/L
		6020		Zinc	B J	3.3	10.0	ug/L
FWGLL12mw-088C-0587-	A8A310224015	8260B		2-Butanone	J	6.6	10	ug/L
				4-Methyl-2-pentanone	J	0.36	10	ug/L
FWGLL12mw-107C-0588-	A8A310224010	6020		Zinc	B J	3.9	10.0	ug/L
FWGLL12mw-107C-0588-	A8A310224009	8270C		bis(2-Ethylhexyl) phthalate	J	0.91	10	ug/L
FWGLL12mw-154C-0591-	A8A310224007	6010B		Cobalt	B	4.7	5.0	ug/L
				Vanadium	B	7.8	10.0	ug/L
		6020		Antimony	B	0.33	2.0	ug/L
				Beryllium	B	0.24	1.0	ug/L
FWGLL12mw-154C-0591-	A8A310224006	353.2		Nitrate as N (NO3-N)	B J	0.06	0.1	mg/L
		8081A		beta-BHC	J	0.026	0.030	ug/L
		8270C		bis(2-Ethylhexyl) phthalate	J	1.3	10	ug/L
FWGLL12MW184C-0592-	A8A310224003	6020		Zinc	B J	6.0	10.0	ug/L
FWGLL12MW184C-0592-	A8A310224002	353.2		Nitrate as N (NO3-N)	B J	0.07	0.1	mg/L
FWGLL12mw-DUP3-0603	A8A310224012	6020		Zinc	B J	3.3	10.0	ug/L
FWGLL12mw-DUP3-0603	A8A310224011	8270C		Di-n-butyl phthalate	J	0.81	1.0	ug/L
FWGLL3mw-235C-0578-G	A8A310224014	6010B		Barium	B J	2.5	10.0	ug/L
				Nickel	B	8.9	10.0	ug/L
				Potassium	B J	757	1000	ug/L
		6020		Cadmium	B	0.28	0.50	ug/L
FWGTEAM1-TRIP	A8A310224017	8260B		4-Methyl-2-pentanone	J	0.36	10	ug/L
				Acetone	J	6.2	10	ug/L
FWGTEAM2-TRIP	A8A310224008			Acetone	J	6.5	10	ug/L
FWGTEAM3-TRIP	A8A310224001			Acetone	J	7.8	10	ug/L
FWGTEAM3-TRIP013008	A8A310224005			Acetone	J	6.5	10	ug/L

QC Outlier Report: Non-Qualified Outliers for Reporting Limits
(Sample is non-detect but reported result exceeds project requirements for reporting limit)

Lab Report Batch: A8A310224 **Lab ID:** STLCAN

Client Sample ID	Lab Sample ID	Analysis Method	Matrix	Analyte Name	Lab Qualifier	Result	Reporting Limit Criteria*	Units
FWGEQUIPRINSE4-0612-	A8A310224004	6010B	AQ	Calcium	U	1000	100.00	ug/L
				Magnesium	U	1000	100.00	ug/L
				Sodium	U	1000	200.00	ug/L

* Reporting Limit Criteria = (Dilution Factor) * (Reporting Limit from the reference project library) * (Percent Moisture Correction)
Percent Moisture Correction:
Soil: 100 / (100 - Percent Moisture)
Water: 1

Project Number and Name: **030240.0006 - Ravenna**

Technical Completeness Report

Project No. / Name : *030240.0006 / Ravenna*

Analytical Method	Total Number of Analytes	Number of Rejects	Percent Completeness
353.2	6	0	100.0
6010B	105	0	100.0
6020	49	0	100.0
7470A	7	0	100.0
8081A	147	0	100.0
8082	49	0	100.0
8260B	429	0	100.0
8270C	462	14	97.0
9012A	7	0	100.0
Total	***1261***	***14***	***98.9***

Note:

$$\text{Percent Completeness} = \frac{\text{Number of Useable Results}}{\text{Number of Reported Results}} * 100\ \%$$

[Useable results are qualified but not Rejected data]

APPENDIX D

INVESTIGATIVE DERIVED WASTE CHARACTERIZATION AND DISPOSAL PLAN

DRAFT
FACILITY-WIDE GROUNDWATER MONITORING PROGRAM

INVESTIGATION-DERIVED WASTE CHARACTERIZATION AND DISPOSAL PLAN JANUARY 2008 SAMPLING EVENT

RAVENNA ARMY AMMUNITION PLANT, RAVENNA, OHIO

MARC Contract Number W912QR-04-D-0036
Delivery Order No. 0006

Prepared for:

U.S. Army Corps of Engineers
600 Martin Luther King Jr. Place
Louisville, Kentucky 40202

Prepared by:

Environmental Quality Management, Inc.
1800 Carillon Boulevard
Cincinnati Ohio 45240

February 2008

CONTENTS

CONTENTS i
TABLES i
APPENDICES i
ACRONYMS ii
1.0 INTRODUCTION 1
2.0 OPERATIONAL HISTORY AND WASTE GENERATION 1
3.0 MANAGEMENT OF ENVIRONMENTAL MEDIA 2
4.0 DISCUSSION OF ANALYTICAL RESULTS 2
5.0 RECOMMENDATIONS FOR DISPOSAL 3
5.1 Groundwater 3
5.2 Decontamination Fluids 3
5.3 Summary of Disposal Recommendations 5
6.0 REFERENCES 5

TABLES

Table 2.1 IDW Inventory of Drums 2
Table 5.1 Detected Analytical Results When Compared to USEPA Regulatory Characteristic Levels (40 CFR 261.20 – 24) 4
Table 5.2 Summary of Drum Containers, TCLP Criteria, and Disposal Recommendations 5

APPENDICES

Appendix 1 Investigation-Derived Waste Analytical Results Summary

ACRONYMS

AOC	Area of Concern
EQM	Environmental Quality Management, Inc.
EPA	U.S. Environmental Protection Agency
IDW	Investigation-derived wastes
Ohio EPA	Ohio Environmental Protection Agency
PPE	Personal protective equipment
RCRA	Resource Conservation and Recovery Act
RVAAP	Ravenna Army Ammunition Plant
SAP	Sampling and Analysis Plan
SVOC	Semi-volatile organic compounds
TCLP	Toxicity Characteristic Leaching Procedure
USACE	US Army Corps of Engineers
VOC	Volatile organic compounds

1.0 INTRODUCTION

Investigative activities were conducted during the Facility Wide Groundwater Monitoring Program sampling events in January 2008 at the Ravenna Army Ammunition Plant (RVAAP), Ravenna, Ohio, resulting in the generation of investigation-derived wastes (IDW) consisting of purge-water and equipment decontamination water wastes. The IDW purge water was generated in the course of sampling each well. The IDW decontamination waters were generated from the cleaning and decontamination activities for non-dedicated equipment needed to sample the wells. The purpose of this report is to characterize and classify the IDW for proper disposal. The report includes:

- A summary of the IDW generated and its origin,
- A review of the analytical results used for waste characterization,
- Classification of the IDW per the *Facility Wide Sampling and Analysis Plan*,
- Recommendations for disposal.

This document follows guidance established by the US Army Corps of Engineers (USACE) and the Ohio EPA regarding IDW disposition at RVAAP.

2.0 OPERATIONAL HISTORY AND WASTE GENERATION

Information regarding the operational history and suspected contaminants for the Facility Wide Groundwater Monitoring Program Plan is presented in Section 1.2 of the *Final Part 1- Sampling and Analysis Plan Addendum for the Facility-Wide Groundwater Monitoring Program Plan at the Ravenna Army Ammunition Plant, Ravenna, Ohio* (SAP Addendum) (Portage, 2004). Section 4.6 of the SAP Addendum describes procedures used for sampling and managing IDW at RVAAP.

Water (purged groundwater and decontamination water) IDW was generated during the January 2008 sampling event. The purge water collected from the 5 AOCs sampled were stored in a drum labeled for purge water disposal, as opposed to previous events where each AOC had its own drum. The decision to composite the purge water was decided in a telephone conference between M. Patterson (RVAAP), E. Mohr (OEPA) and V. Deppisch (OEPA) on January 16, 2008. Purge water was generated in accordance with the Facility Wide Sampling and Analysis Plan (SAP), Section 4.3.4.2 (SAIC, 2001) under the Micro-Purging criteria. Decontamination water was generated from the washing, rinsing, and decontamination procedures used for all non-dedicated sampling equipment. The decontamination water was stored in a drum separate from the purge water. These decontamination procedures are described in Section 4.3.8 Decontamination Procedures of the Facility Wide SAP.

The drum container label number, the type and size of drum container used, estimated volume within each drum, and the source of purge waste water or decontamination fluid is presented in Table 2-1 below.

Table 2.1. IDW Inventory of Drums

Drum Label	Drum Type & Size	Contents	Estimated Volume	Location/Source
EQM 2008-1	55 Gal. Steel	Decontamination/Rinse Water	~25-gallons	Equipment Rinse/Decontamination
EQM 2008-2	55 Gal. Steel	Purge water	~50-gallons	LL1, LL2, LL3, LL4, LL12.

3.0 MANAGEMENT OF ENVIRONMENTAL MEDIA

All environmental media were managed in a manner that minimized potential risk to human health and the environment. IDW was handled as nonhazardous material pending waste characterization and classification based on analytical results. The Facility-Wide SAP (SAIC, 2001) and the Final Part 1 Sampling and Analysis Plan (Portage, 2004) describe approved procedures used for containerizing and handling IDW.

All liquid indigenous (purged groundwater) IDW generated from each monitoring well micro-purging was placed into the 55-gallon drum as previously agreed upon by RVAAP, USACE and Ohio EPA. The purge water was transferred daily from each well location after sampling by closed-top 5-gallon buckets to the appropriately labeled 55-gallon drum located and staged inside Building 1036.

4.0 DISCUSSION OF ANALYTICAL RESULTS

Per Section 7.4 of the Facility-Wide SAP (2001), IDW Characterization and Classification for Disposal, all IDW indigenous wastes were characterized for disposal by taking composite samples collected from each of the segregated waste streams. There were only two segregated waste streams that needed to be investigated: one for the purge water generated, and one for the decontamination procedures. Each waste stream had a composite sample taken by using a "drum thief" until a total of approximately 4 liters was withdrawn in equal amounts from all drums of that particular waste stream. Each waste stream composite sample was submitted to TestAmerica Laboratories, North Canton for full toxicity characteristic leaching procedure (TCLP) analysis using the following methods in accordance with the Facility-Wide SAP (SAIC, 2001):

- TCLP Mercury by SW846 1311/7470A
- TCLP Metals (Silver, arsenic, barium, cadmium, chromium, lead, and selenium) by SW846 1311/6010B
- TCLP Semi-volatile organic compounds (SVOCs) by SW846 1311/8270C
- TCLP Volatile organic compounds (VOCs) by SW846 1311/8260B
- Reactive Cyanide by SW846 7.3.3
- Reactive Sulfide by SW846 7.3.4
- Flash Point by SW846 1010

- pH by SW846 9040B
-

A trip blank (FWG-IDW-Trip Blank) was submitted with the samples and analyzed for Volatile Organic Compounds. The IDW analytical results are presented in Appendix 1.

5.0 RECOMMENDATIONS FOR DISPOSAL

Table 7-1 in the Facility-Wide SAP (SAIC, 2001) presents all the maximum concentration of contaminants for the toxicity characteristic for hazardous wastes as per 40 CFR 261.24. Analytical results for the January 2008 Groundwater Sampling Events IDW were compared against these criteria to determine whether waste streams generated were potentially hazardous or non-hazardous.

5.1 Groundwater

IDW was generated during the well sampling activities by micro-purging monitoring wells associated with this investigation. After comparing the analytical data results generated from groundwater sampling activities to the contaminants and their regulatory levels from Table 7-1 1 in the Facility-Wide SAP (SAIC, 2001), the data indicated that no regulatory criteria for Resource Conservation and Recovery Act (RCRA) hazardous waste determinations were exceeded. Table 5.1 below presents the detected results compared to the regulatory characteristic for hazardous wastes as per 40 CFR 261.24.

It is recommended that the drum containing purged groundwater be classified as contaminated, but non-hazardous and that it be sent off-site for disposal to a permitted water treatment facility in accordance with the Facility-Wide SAP (SAIC, 2001) guidance under Section 7.0 "Investigation-Derived Waste".

5.2 Decontamination Fluids

A composite sample collected from decontamination fluids generated from cleaning of non-dedicated sampling equipment used during the investigation indicated that all analytes were below TCLP threshold values and therefore should be classified as non-hazardous. It is recommended that the water in this drum be classified as contaminated, non-hazardous, and be sent off-site for disposal to a permitted water treatment facility in accordance with the Facility-Wide SAP (SAIC, 2001) guidance under Section 7.0 Investigation-Derived Waste.

Table 5.1 Detected Analytical Results

Sample ID	Detected Contaminant	Detected Result	Regulatory[1] Level	Above Regulatory

		(mg/L)	(mg/L)	Yes/No
FWG-IDW-MWPURGE JAN2008	Arsenic	0.0094 J	5.0	No
	Barium - TCLP	0.0052 J	100	No
	Cadmium	0.0016 J	1.0	No
	Chromium	0.0062 J	5.0	No
	Lead	0.0059 J	5.0	No
	Methyl Ethyl Ketone (2-Butanone)	0.13 J	200	No
	Carbon Tetrachloride	0.041	0.5	No
	Chloroform	0.054	6.0	No
	Flashpoint	>180°F	<140°F	No
	pH	7.1	<2 or >12.5	No
FWG-IDW-MWDECON JAN2008	Arsenic	0.0056 J	5.0	No
	Barium – TCLP	0.05 J	100.00	No
	Carbon Tetrachloride	0.091	0.5	No
	Chloroform	0.45	6.0	No
	Flashpoint	>180°F	<140°F	No
	pH	7.6	<2 or >12.5	No
FWG-IDW-Trip Blank	None Detected			

J = Estimated result. Result is less than reporting limit.
Note that the flags used to qualify the data are consistent with USACE Laboratory Chemistry Guidelines and the RVAAP quarterly groundwater reports.
1 = USEPA Regulatory Characteristic Levels (40 CFR 261.20 through 24).

5.3 Summary of Disposal Recommendations

It is recommended that all drums be classified as contaminated, but non-hazardous and that they be sent off-site for disposal to a permitted water treatment facility. The TCLP test results for both composite samples show that no chemical was detected in levels that

required a labeling of hazardous. Table 5-2 presents a summary of each drum and the recommended disposal options for the waste streams presented and previously discussed.

Table 5.2. Summary of Drum Containers, TCLP Criteria, and Disposal Recommendations

Drum Container Label	Media	TCLP Criteria	Disposal Recommendation
EQM 2008-1	Water	Maximum Concentration of Contaminants NOT exceeded	Consolidated for Off-Site Non-Hazardous Disposal
EQM 2008-2	Water	Maximum Concentration of Contaminants NOT exceeded	Consolidated for Off-Site Non-Hazardous Disposal

6.0 REFERENCES

SAIC, 2001. *Facility-Wide Sampling and Analysis Plan for Environmental Investigations at the Ravenna Army Ammunition Plant, Ravenna, Ohio.*

Portage Environmental, 2004, *RVAAP Facility Wide Groundwater Monitoring Program Plan.*

APPENDIX 1

INVESTIGATION-DERIVED WASTE ANALYTICAL RESULTS SUMMARY

TestAmerica

THE LEADER IN ENVIRONMENTAL TESTING

ANALYTICAL REPORT

PROJECT NO. PN 30240.0006

RVAAP (OH)

Lot #: A8A310236

Eric Corbin

Environmental Quality Mgt., I
1800 Carillon Blvd
Cincinnati, OH 45240

TESTAMERICA LABORATORIES, INC.

Mark J. Loeb
Project Manager

February 19, 2008

CASE NARRATIVE

A8A310236

The following report contains the analytical results for two water samples and one quality control sample submitted to TestAmerica North Canton by Environmental Quality MGT Inc from the RVAAP (OH) Site, project number PN 30240.0006. The samples were received January 31, 2008, according to documented sample acceptance procedures.

TestAmerica utilizes USEPA approved methods in all analytical work. The samples presented in this report were analyzed for the parameter(s) listed on the analytical methods summary page in accordance with the method(s) indicated. Preliminary results were provided to Eric Corbin and Heather Medley on February 15, 2008. A summary of QC data for these analyses is included at the back of the report.

TestAmerica North Canton attests to the validity of the laboratory data generated by TestAmerica facilities reported herein. All analyses performed by TestAmerica facilities were done using established laboratory SOPs that incorporate QA/QC procedures described in the applicable methods. TestAmerica's operations groups have reviewed the data for compliance with the laboratory QA/QC plan, and data have been found to be compliant with laboratory protocols unless otherwise noted below.

Any reference within this document to Severn Trent Laboratories, Inc. or STL, should be understood to refer to TestAmerica Laboratories, Inc. (formerly known as Severn Trent Laboratories, Inc.)

The test results in this report meet all NELAP requirements for parameters for which accreditation is required or available. Any exceptions to NELAP requirements are noted in this report. Pursuant to NELAP, this report may not be reproduced, except in full, without the written approval of the laboratory.

Please refer to the Quality Control Elements Narrative following this case narrative for additional quality control information.

If you have any questions, please call the Project Manager, Mark J. Loeb, at 330-497-9396.

This report is sequentially paginated. The final page of the report is labeled as "END OF REPORT." The total number of pages in this report is 47.

SUPPLEMENTAL QC INFORMATION

SAMPLE RECEIVING

The temperature of the cooler upon sample receipt was 4.1°C.

CASE NARRATIVE (continued)

GC/MS VOLATILES

The sample(s) that contain results between the MDL and the RL were flagged with "J". There is a possibility of false positive or mis-identification at these quantitation levels. In analytical methods requiring confirmation of the analyte reported, confirmation was performed only down to the standard reporting limit (SRL). The acceptance criteria for QC samples may not be met at these quantitation levels.

GC/MS SEMIVOLATILES

There were no client requested Matrix Spike/Matrix Spike Duplicate (MS/MSD) samples in batch(s) 8038026. Therefore, the laboratory has included a Laboratory Control Sample Duplicate (LCSD) in the QC batch. The LCSD recoveries, together with the LCS recoveries, are used to determine the reproducibility (precision) of the analytical system.

Batch(es) 8038026 had recoveries for 1,4-Dichlorobenzene out high in the LCS and the RPDs are out high for Pentachlorophenol. Since there were no hits detected in any of the associated samples, no corrective action was necessary.

METALS

The sample(s) that contain results between the MDL and the RL were flagged with "B". There is the possibility of false positive or mis-identification at these quantitation levels. The acceptance criteria for the ICB, CCB, and Method Blank are +/- the standard reporting limit (SRL).

GENERAL CHEMISTRY

Reactive Cyanide and/or Reactive Sulfide results have been reported herein with an SW846 method reference. Although the analyses are based on the referenced methods, US EPA has amended sections 7.3.3 and 7.3.4 of SW846-Chapter Seven to withdraw the Cyanide and Sulfide reactivity guidance from *Test Methods for Evaluating Solid Waste, Physical/Chemical Methods* in June of 2005 (6/14/05; 70 FR 34537). The analyses are no longer approved by USEPA for use in complying with RCRA regulations.

For sample(s) FWG-IDW-MWPURGEJAN2008 and FWG-IDW-MWDECONJAN2008, the LCS /LCSD for test reactive sulfide met the required quality control limits, but failed high for RPD. Samples are reported as is.

QUALITY CONTROL ELEMENTS NARRATIVE

TestAmerica North Canton conducts a quality assurance/quality control (QA/QC) program designed to provide scientifically valid and legally defensible data. Toward this end, several types of quality control indicators are incorporated into the QA/QC program, which is described in detail in QA Policy, QA-003. These indicators are introduced into the sample testing process to provide a mechanism for the assessment of the analytical data.

QC BATCH

Environmental samples are taken through the testing process in groups called QUALITY CONTROL BATCHES (QC batches). A QC batch contains up to twenty environmental samples of a similar matrix (water, soil) that are processed using the same reagents and standards. TestAmerica North Canton requires that each environmental sample be associated with a QC batch.

Several quality control samples are included in each QC batch and are processed identically to the twenty environmental samples.

For SW846/RCRA methods, QC samples include a METHOD BLANK (MB), a LABORATORY CONTROL SAMPLE (LCS) and, where appropriate, a MATRIX SPIKE/MATRIX SPIKE DUPLICATE (MS/MSD) pair or a MATRIX SPIKE/SAMPLE DUPLICATE (MS/DU) pair. If there is insufficient sample to perform an MS/MSD or an MS/DU, then a LABORATORY CONTROL SAMPLE DUPLICATE (LCSD) is included in the QC batch.

For 600 series/CWA methods, QC samples include a METHOD BLANK (MB), a LABORATORY CONTROL SAMPLE (LCS) and, where appropriate, a MATRIX SPIKE (MS). An MS is prepared and analyzed at a 10% frequency for GC Methods and at a 5% frequency for GC/MS methods.

LABORATORY CONTROL SAMPLE

The Laboratory Control Sample is a QC sample that is created by adding known concentrations of a full or partial set of target analytes to a matrix similar to that of the environmental samples in the QC batch. Multi peak responders may not be included in the target spike list due to co-elution. The LCS analyte recovery results are used to monitor the analytical process and provide evidence that the laboratory is performing the method within acceptable guidelines. All control analytes indicated by a bold type in the LCS must meet acceptance criteria. Failure to meet the established recovery guidelines requires the repreparation and reanalysis of all samples in the QC batch. Comparison of only the failed parameters from the first batch are evaluated. The only exception to the rework requirement is that if the LCS recoveries are biased high and the associated sample is ND (non-detected) for the parameter(s) of interest, the batch is acceptable.

At times, a Laboratory Control Sample Duplicate (LCSD) is also included in the QC batch. An LCSD is a QC sample that is created and handled identically to the LCS. Analyte recovery data from the LCSD is assessed in the same way as that of the LCS. The LCSD recoveries, together with the LCS recoveries, are used to determine the reproducibility (precision) of the analytical system. Precision data are expressed as relative percent differences (RPDs). If the RPD fails for an LCS/LCSD and yet the recoveries are within acceptance criteria, the batch is still acceptable.

METHOD BLANK

The Method Blank is a QC sample consisting of all the reagents used in analyzing the environmental samples contained in the QC batch. Method Blank results are used to determine if interference or contamination in the analytical system could lead to the reporting of false positive data or elevated analyte concentrations. All target analytes must be below the reporting limits (RL) or the associated sample(s) must be ND except under the following circumstances:

- Common organic contaminants may be present at concentrations up to 5 times the reporting limits. Common metals contaminants may be present at concentrations up to 2 times the reporting limit, or the reported blank concentration must be twenty fold less than the concentration reported in the associated environmental samples. (See common laboratory contaminants listed in the table.)

Volatile (GC or GC/MS)	Semivolatile (GC/MS)	Metals ICP-MS	Metals ICP Trace
Methylene Chloride, Acetone, 2-Butanone	Phthalate Esters	Copper, Iron, Zinc, Lead, Calcium, Magnesium, Potassium, Sodium, Barium, Chromium, Manganese	Copper, Iron, Zinc, Lead

QUALITY CONTROL ELEMENTS NARRATIVE (continued)

- Organic blanks will be accepted if compounds detected in the blank are present in the associated samples at levels 10 times the blank level. Inorganic blanks will be accepted if elements detected in the blank are present in the associated samples at 20 times the blank level.

- Blanks will be accepted if the compounds/elements detected are not present in any of the associated environmental samples.

Failure to meet these Method Blank criteria requires the repreparation and reanalysis of all samples in the QC batch.

MATRIX SPIKE/MATRIX SPIKE DUPLICATE

A Matrix Spike and a Matrix Spike Duplicate are a pair of environmental samples to which known concentrations of a full or partial set of target analytes are added. The MS/MSD results are determined in the same manner as the results of the environmental sample used to prepare the MS/MSD. The analyte recoveries and the relative percent differences (RPDs) of the recoveries are calculated and used to evaluate the effect of the sample matrix on the analytical results. Due to the potential variability of the matrix of each sample, the MS/MSD results may not have an immediate bearing on any samples except the one spiked; therefore, the associated batch MS/MSD may not reflect the same compounds as the samples contained in the analytical report. When these MS/MSD results fail to meet acceptance criteria, the data is evaluated. If the LCS is within acceptance criteria, the batch is considered acceptable.

For certain methods, a Matrix Spike/Sample Duplicate (MS/DU) may be included in the QC batch in place of the MS/MSD. For the parameters (i.e. pH, ignitability) where it is not possible to prepare a spiked sample, a Sample Duplicate may be included in the QC batch. However, a Sample Duplicate is less likely to provide usable precision statistics depending on the likelihood of finding concentrations below the standard reporting limit. When the Sample Duplicate result fails to meet acceptance criteria, the data is evaluated.

For certain methods (600 series methods/CWA), a Matrix Spike is required in place of a Matrix Spike/Matrix Spike Duplicate (MS/MSD) or Matrix Spike/Sample Duplicate (MS/DU).

The acceptance criteria do not apply to samples that are diluted.

SURROGATE COMPOUNDS

In addition to these batch-related QC indicators, each organic environmental and QC sample is spiked with surrogate compounds. Surrogates are organic chemicals that behave similarly to the analytes of interest and that are rarely present in the environment. Surrogate recoveries are used to monitor the individual performance of a sample in the analytical system.

If surrogate recoveries are biased high in the LCS, LCSD, or the Method Blank, and the associated sample(s) are ND, the batch is acceptable. Otherwise, if the LCS, LCSD, or Method Blank surrogate(s) fail to meet recovery criteria, the entire sample batch is reprepared and reanalyzed. If the surrogate recoveries are outside criteria for environmental samples, the samples will be reprepared and reanalyzed unless there is objective evidence of matrix interference or if the sample dilution is greater than the threshold outlined in the associated method SOP.

The acceptance criteria do not apply to samples that are diluted. All other surrogate recoveries will be reported.

For the GC/MS BNA methods, the surrogate criterion is that two of the three surrogates for each fraction must meet acceptance criteria. The third surrogate must have a recovery of ten percent or greater.

For the Pesticide and PCB methods, the surrogate criterion is that one of two surrogate compounds must meet acceptance criteria. The second surrogate must have a recovery of 10% or greater.

TestAmerica North Canton Certifications and Approvals:

California (#01144CA), Connecticut (#PH-0590), Florida (#E87225),
Illinois (#200004), Kansas (#E10336), Minnesota (#39-999-348), New Jersey (#OH001), New York (#10975), OhioVAP (#CL0024), West Virginia (#210), Wisconsin (#999518190),NAVY, ARMY, USDA Soil Permit,

N:\QAQC\Customer Service\Narrative - Combined RCRA _CWA 061807.doc

MANUAL INTEGRATION SUMMARY

Lot A8A310236

Client ID: FWG-IDW-MWDECONJAN2
Compound Name: 2-Fluorophenol
Instrument ID: a4hp9.i
File Name: KGD441AD.D
Inj. Date and Time: 11-FEB-2008 14:31
Manual Integration Reason: Poor Chromatography

Client ID: FWG-IDW-MWDECONJAN2
Compound Name: 2-Chlorophenol-d4
Instrument ID: a4hp9.i
File Name: KGD441AD.D
Inj. Date and Time: 11-FEB-2008 14:31
Manual Integration Reason: Poor Chromatography

Client ID: FWG-IDW-MWPURGEJAN2
Compound Name: 1,4-Dichlorobenzene-d4
Instrument ID: a4hp9.i
File Name: KGD4W1AD.D
Inj. Date and Time: 11-FEB-2008 14:11
Manual Integration Reason: Poor Chromatography

EXECUTIVE SUMMARY - Detection Highlights

A8A310236

PARAMETER	RESULT	REPORTING LIMIT	UNITS	ANALYTICAL METHOD
FWG-IDW-MWPURGEJAN2008 01/31/08 13:00 001				
Arsenic - TCLP	0.0094 B	0.50	mg/L	SW846 6010B
Barium - TCLP	0.0052 B	10.0	mg/L	SW846 6010B
Cadmium - TCLP	0.0016 B	0.10	mg/L	SW846 6010B
Chromium - TCLP	0.0062 B	0.50	mg/L	SW846 6010B
Lead - TCLP	0.0059 B	0.50	mg/L	SW846 6010B
2-Butanone (MEK)	0.13 J	0.25	mg/L	SW846 8260B
Carbon tetrachloride	0.041	0.025	mg/L	SW846 8260B
Chloroform	0.054	0.025	mg/L	SW846 8260B
Flashpoint	>180		deg F	SW846 1010
pH (liquid)	7.1		No Units	SW846 9040B
FWG-IDW-MWDECONJAN2008 01/31/08 12:30 002				
Arsenic - TCLP	0.0056 B	0.50	mg/L	SW846 6010B
Barium - TCLP	0.050 B	10.0	mg/L	SW846 6010B
Carbon tetrachloride	0.091	0.025	mg/L	SW846 8260B
Chloroform	0.45	0.025	mg/L	SW846 8260B
Flashpoint	>180		deg F	SW846 1010
pH (liquid)	7.6		No Units	SW846 9040B

ANALYTICAL METHODS SUMMARY

A8A310236

PARAMETER	ANALYTICAL METHOD
pH Aqueous	SW846 9040B
Inductively Coupled Plasma (ICP) Metals	SW846 6010B
Mercury in Liquid Waste (Manual Cold-Vapor)	SW846 7470A
Pensky-Martens Method for Determining Ignitability	SW846 1010
Reactive Cyanide	SW846 7.3.3
Reactive Sulfide	SW846 7.3.4
Semivolatile Organic Compounds by GC/MS	SW846 8270C
Volatile Organics by GC/MS	SW846 8260B

References:

SW846 "Test Methods for Evaluating Solid Waste, Physical/Chemical Methods", Third Edition, November 1986 and its updates.

SAMPLE SUMMARY

A8A310236

WO #	SAMPLE#	CLIENT SAMPLE ID	SAMPLED DATE	SAMP TIME
KGD4W	001	FWG-IDW-MWPURGEJAN2008	01/31/08	13:00
KGD44	002	FWG-IDW-MWDECONJAN2008	01/31/08	12:30
KGD46	003	TRIP BLANK	01/31/08	08:00

NOTE(S):

- The analytical results of the samples listed above are presented on the following pages.
- All calculations are performed before rounding to avoid round-off errors in calculated results.
- Results noted as "ND" were not detected at or above the stated limit.
- This report must not be reproduced, except in full, without the written approval of the laboratory.
- Results for the following parameters are never reported on a dry weight basis: color, corrosivity, density, flashpoint, ignitability, layers, odor, paint filter test, pH, porosity pressure, reactivity, redox potential, specific gravity, spot tests, solids, solubility, temperature, viscosity, and weight.

Environmental Quality Mgt., Inc.

Client Sample ID: FWG-IDW-MWPURGEJAN2008

TCLP GC/MS Volatiles

Lot-Sample #...: A8A310236-001 **Work Order #...:** KGD4W1AA **Matrix.....:** WG
Date Sampled...: 01/31/08 13:00 **Date Received..:** 01/31/08
Leach Date.....: 02/06/08 **Prep Date.....:** 02/08/08 **Analysis Date..:** 02/08/08
Leach Batch #..: P803709 **Prep Batch #...:** 8038324
Dilution Factor: 1
Method.....: SW846 8260B

PARAMETER	RESULT	REPORTING LIMIT	UNITS	MDL
Benzene	ND	0.025	mg/L	0.00013
2-Butanone (MEK)	**0.13 J**	**0.25**	**mg/L**	**0.00057**
Carbon tetrachloride	**0.041**	**0.025**	**mg/L**	**0.00013**
Chlorobenzene	ND	0.025	mg/L	0.00015
Chloroform	**0.054**	**0.025**	**mg/L**	**0.00016**
1,2-Dichloroethane	ND	0.025	mg/L	0.00022
1,1-Dichloroethylene	ND	0.070	mg/L	0.00019
Tetrachloroethylene	ND	0.070	mg/L	0.00029
Trichloroethylene	ND	0.050	mg/L	0.00017
Vinyl chloride	ND	0.025	mg/L	0.00022

SURROGATE	PERCENT RECOVERY	RECOVERY LIMITS
Dibromofluoromethane	103	(86 - 125)
1,2-Dichloroethane-d4	96	(80 - 122)
Toluene-d8	98	(90 - 122)
4-Bromofluorobenzene	89	(84 - 125)

NOTE(S):

Analysis performed in accordance with USEPA Toxicity Characteristic Leaching Procedure Method 1311

J Estimated result. Result is less than RL.

Environmental Quality Mgt., Inc.

Client Sample ID: FWG-IDW-MWPURGEJAN2008

TCLP GC/MS Semivolatiles

Lot-Sample #...: A8A310236-001 **Work Order #...:** KGD4W1AD **Matrix.....:** WG
Date Sampled...: 01/31/08 13:00 **Date Received..:** 01/31/08
Leach Date.....: 02/06/08 **Prep Date.....:** 02/07/08 **Analysis Date..:** 02/14/08
Leach Batch #..: P803806 **Prep Batch #...:** 8038026
Dilution Factor: 1
Method.....: SW846 8270C

PARAMETER	RESULT	REPORTING LIMIT	UNITS	MDL
o-Cresol	ND	0.0040	mg/L	0.00056
m-Cresol & p-Cresol	ND	0.040	mg/L	0.00075
1,4-Dichlorobenzene	ND	0.0040	mg/L	0.00052
2,4-Dinitrotoluene	ND	0.020	mg/L	0.00040
Hexachlorobenzene	ND	0.020	mg/L	0.000065
Hexachlorobutadiene	ND	0.020	mg/L	0.00051
Hexachloroethane	ND	0.020	mg/L	0.00058
Nitrobenzene	ND	0.0040	mg/L	0.000053
Pentachlorophenol	ND	0.040	mg/L	0.00048
Pyridine	ND	0.020	mg/L	0.00078
2,4,5-Trichloro-phenol	ND	0.020	mg/L	0.00096
2,4,6-Trichloro-phenol	ND	0.020	mg/L	0.0014

SURROGATE	PERCENT RECOVERY	RECOVERY LIMITS
Nitrobenzene-d5	70	(27 - 110)
2-Fluorobiphenyl	76	(20 - 110)
Terphenyl-d14	98	(44 - 110)
Phenol-d5	66	(10 - 110)
2-Fluorophenol	37	(10 - 110)
2,4,6-Tribromophenol	77	(28 - 110)

NOTE(S):

Analysis performed in accordance with USEPA Toxicity Characteristic Leaching Procedure Method 1311

Environmental Quality Mgt., Inc.

Client Sample ID: FWG-IDW-MWPURGEJAN2008

TCLP Metals

Lot-Sample #...: A8A310236-001 **Matrix.....:** WG
Date Sampled...: 01/31/08 13:00 **Date Received..:** 01/31/08
Leach Date.....: 02/06/08 **Leach Batch #..:** P803806

PARAMETER	RESULT	REPORTING LIMIT	UNITS	METHOD	PREPARATION-ANALYSIS DATE	WORK ORDER #
Prep Batch #...: 8039031						
Mercury	ND	0.0020	mg/L	SW846 7470A	02/08/08	KGD4W1AN
		Dilution Factor: 1		MDL.....: 0.00012		
Arsenic	**0.0094 B**	**0.50**	**mg/L**	**SW846 6010B**	**02/08-02/11/08**	**KGD4W1AF**
		Dilution Factor: 1		MDL.....: 0.0032		
Barium	**0.0052 B**	**10.0**	**mg/L**	**SW846 6010B**	**02/08-02/11/08**	**KGD4W1AG**
		Dilution Factor: 1		MDL.....: 0.00067		
Cadmium	**0.0016 B**	**0.10**	**mg/L**	**SW846 6010B**	**02/08-02/11/08**	**KGD4W1AH**
		Dilution Factor: 1		MDL.....: 0.00066		
Chromium	**0.0062 B**	**0.50**	**mg/L**	**SW846 6010B**	**02/08-02/11/08**	**KGD4W1AJ**
		Dilution Factor: 1		MDL.....: 0.0022		
Lead	**0.0059 B**	**0.50**	**mg/L**	**SW846 6010B**	**02/08-02/11/08**	**KGD4W1AK**
		Dilution Factor: 1		MDL.....: 0.0019		
Selenium	ND	0.25	mg/L	SW846 6010B	02/08-02/11/08	KGD4W1AL
		Dilution Factor: 1		MDL.....: 0.0041		
Silver	ND	0.50	mg/L	SW846 6010B	02/08-02/11/08	KGD4W1AM
		Dilution Factor: 1		MDL.....: 0.0022		

NOTE(S):

Analysis performed in accordance with USEPA Toxicity Characteristic Leaching Procedure Method 1311

B Estimated result. Result is less than RL.

Environmental Quality Mgt., Inc.

Client Sample ID: FWG-IDW-MWPURGEJAN2008

General Chemistry

Lot-Sample #...: A8A310236-001 **Work Order #...:** KGD4W **Matrix.....:** WG
Date Sampled...: 01/31/08 13:00 **Date Received..:** 01/31/08

PARAMETER	RESULT	RL	UNITS	METHOD	PREPARATION-ANALYSIS DATE	PREP BATCH #
pH (liquid)	**7.1**		**No Units**	**SW846 9040B**	**01/31/08**	**8031492**
		Dilution Factor: 1		MDL.....:		
Flashpoint	**>180**		**deg F**	**SW846 1010**	**02/07/08**	**8038333**
		Dilution Factor: 1		MDL.....:		
Reactive Cyanide	ND	200	mg/kg	SW846 7.3.3	02/06/08	8037400
		Dilution Factor: 1		MDL.....: 71		
Reactive Sulfide	ND	500	mg/kg	SW846 7.3.4	02/06/08	8037360
		Dilution Factor: 1		MDL.....: 61		

Environmental Quality Mgt., Inc.

Client Sample ID: FWG-IDW-MWDECONJAN2008

TCLP GC/MS Volatiles

Lot-Sample #...: A8A310236-002 **Work Order #...:** KGD441AA **Matrix.....:** WG
Date Sampled...: 01/31/08 12:30 **Date Received..:** 01/31/08
Leach Date.....: 02/06/08 **Prep Date.....:** 02/08/08 **Analysis Date..:** 02/08/08
Leach Batch #..: P803709 **Prep Batch #...:** 8038324
Dilution Factor: 1
Method.....: SW846 8260B

PARAMETER	RESULT	REPORTING LIMIT	UNITS	MDL
Benzene	ND	0.025	mg/L	0.00013
2-Butanone (MEK)	ND	0.25	mg/L	0.00057
Carbon tetrachloride	**0.091**	**0.025**	**mg/L**	**0.00013**
Chlorobenzene	ND	0.025	mg/L	0.00015
Chloroform	**0.45**	**0.025**	**mg/L**	**0.00016**
1,2-Dichloroethane	ND	0.025	mg/L	0.00022
1,1-Dichloroethylene	ND	0.070	mg/L	0.00019
Tetrachloroethylene	ND	0.070	mg/L	0.00029
Trichloroethylene	ND	0.050	mg/L	0.00017
Vinyl chloride	ND	0.025	mg/L	0.00022

SURROGATE	PERCENT RECOVERY	RECOVERY LIMITS
Dibromofluoromethane	109	(86 - 125)
1,2-Dichloroethane-d4	98	(80 - 122)
Toluene-d8	98	(90 - 122)
4-Bromofluorobenzene	88	(84 - 125)

NOTE(S):

Analysis performed in accordance with USEPA Toxicity Characteristic Leaching Procedure Method 1311

Environmental Quality Mgt., Inc.

Client Sample ID: FWG-IDW-MWDECONJAN2008

TCLP GC/MS Semivolatiles

Lot-Sample #...: A8A310236-002 **Work Order #...:** KGD441AD **Matrix.....:** WG
Date Sampled...: 01/31/08 12:30 **Date Received..:** 01/31/08
Leach Date.....: 02/06/08 **Prep Date.....:** 02/07/08 **Analysis Date..:** 02/14/08
Leach Batch #..: P803806 **Prep Batch #...:** 8038026
Dilution Factor: 1
Method.....: SW846 8270C

PARAMETER	RESULT	REPORTING LIMIT	UNITS	MDL
o-Cresol	ND	0.0040	mg/L	0.00056
m-Cresol & p-Cresol	ND	0.040	mg/L	0.00075
1,4-Dichlorobenzene	ND	0.0040	mg/L	0.00052
2,4-Dinitrotoluene	ND	0.020	mg/L	0.00040
Hexachlorobenzene	ND	0.020	mg/L	0.000065
Hexachlorobutadiene	ND	0.020	mg/L	0.00051
Hexachloroethane	ND	0.020	mg/L	0.00058
Nitrobenzene	ND	0.0040	mg/L	0.000053
Pentachlorophenol	ND	0.040	mg/L	0.00048
Pyridine	ND	0.020	mg/L	0.00078
2,4,5-Trichloro-phenol	ND	0.020	mg/L	0.00096
2,4,6-Trichloro-phenol	ND	0.020	mg/L	0.0014

SURROGATE	PERCENT RECOVERY	RECOVERY LIMITS
Nitrobenzene-d5	83	(27 - 110)
2-Fluorobiphenyl	84	(20 - 110)
Terphenyl-d14	102	(44 - 110)
Phenol-d5	72	(10 - 110)
2-Fluorophenol	34	(10 - 110)
2,4,6-Tribromophenol	86	(28 - 110)

NOTE(S):

Analysis performed in accordance with USEPA Toxicity Characteristic Leaching Procedure Method 1311

Environmental Quality Mgt., Inc.

Client Sample ID: FWG-IDW-MWDECONJAN2008

TCLP Metals

Lot-Sample #...: A8A310236-002 **Matrix.....:** WG
Date Sampled...: 01/31/08 12:30 **Date Received..:** 01/31/08
Leach Date.....: 02/06/08 **Leach Batch #..:** P803806

PARAMETER	RESULT	REPORTING LIMIT	UNITS	METHOD	PREPARATION-ANALYSIS DATE	WORK ORDER #
Prep Batch #...: 8039031						
Mercury	ND	0.0020	mg/L	SW846 7470A	02/08/08	KGD441AN
		Dilution Factor: 1		MDL.....: 0.00012		
Arsenic	**0.0056 B**	**0.50**	**mg/L**	**SW846 6010B**	**02/08-02/11/08**	**KGD441AF**
		Dilution Factor: 1		MDL.....: 0.0032		
Barium	**0.050 B**	**10.0**	**mg/L**	**SW846 6010B**	**02/08-02/11/08**	**KGD441AG**
		Dilution Factor: 1		MDL.....: 0.00067		
Cadmium	ND	0.10	mg/L	SW846 6010B	02/08-02/11/08	KGD441AH
		Dilution Factor: 1		MDL.....: 0.00066		
Chromium	ND	0.50	mg/L	SW846 6010B	02/08-02/11/08	KGD441AJ
		Dilution Factor: 1		MDL.....: 0.0022		
Lead	ND	0.50	mg/L	SW846 6010B	02/08-02/11/08	KGD441AK
		Dilution Factor: 1		MDL.....: 0.0019		
Selenium	ND	0.25	mg/L	SW846 6010B	02/08-02/11/08	KGD441AL
		Dilution Factor: 1		MDL.....: 0.0041		
Silver	ND	0.50	mg/L	SW846 6010B	02/08-02/11/08	KGD441AM
		Dilution Factor: 1		MDL.....: 0.0022		

NOTE(S):

Analysis performed in accordance with USEPA Toxicity Characteristic Leaching Procedure Method 1311

B Estimated result. Result is less than RL.

Environmental Quality Mgt., Inc.

Client Sample ID: FWG-IDW-MWDECONJAN2008

General Chemistry

Lot-Sample #...: A8A310236-002 **Work Order #...:** KGD44 **Matrix.....:** WG
Date Sampled...: 01/31/08 12:30 **Date Received..:** 01/31/08

PARAMETER	RESULT	RL	UNITS	METHOD	PREPARATION-ANALYSIS DATE	PREP BATCH #
pH (liquid)	**7.6**		**No Units**	**SW846 9040B**	**01/31/08**	**8031492**
	Dilution Factor: 1			MDL.....:		
Flashpoint	**>180**		**deg F**	**SW846 1010**	**02/07/08**	**8038333**
	Dilution Factor: 1			MDL.....:		
Reactive Cyanide	ND	200	mg/kg	SW846 7.3.3	02/06/08	8037400
	Dilution Factor: 1			MDL.....: 71		
Reactive Sulfide	ND	500	mg/kg	SW846 7.3.4	02/06/08	8037360
	Dilution Factor: 1			MDL.....: 61		

Environmental Quality Mgt., Inc.

Client Sample ID: TRIP BLANK

GC/MS Volatiles

Lot-Sample #...: A8A310236-003 **Work Order #...:** KGD461AA **Matrix.....:** WQ
Date Sampled...: 01/31/08 08:00 **Date Received..:** 01/31/08
Prep Date.....: 02/08/08 **Analysis Date..:** 02/08/08
Prep Batch #...: 8042136
Dilution Factor: 1 **Method.....:** SW846 8260B

PARAMETER	RESULT	REPORTING LIMIT	UNITS	MDL
Benzene	ND	5.0	ug/L	0.13
2-Butanone (MEK)	ND	20	ug/L	0.57
Carbon tetrachloride	ND	5.0	ug/L	0.13
Chlorobenzene	ND	5.0	ug/L	0.15
Chloroform	ND	5.0	ug/L	0.16
1,2-Dichloroethane	ND	5.0	ug/L	0.22
1,1-Dichloroethylene	ND	5.0	ug/L	0.19
Tetrachloroethylene	ND	5.0	ug/L	0.29
Trichloroethylene	ND	5.0	ug/L	0.17
Vinyl chloride	ND	5.0	ug/L	0.22

SURROGATE	PERCENT RECOVERY	RECOVERY LIMITS
Dibromofluoromethane	107	(78 - 115)
1,2-Dichloroethane-d4	101	(77 - 120)
Toluene-d8	99	(78 - 111)
4-Bromofluorobenzene	87	(80 - 114)

TestAmerica
THE LEADER IN ENVIRONMENTAL TESTING

QUALITY CONTROL SECTION

METHOD BLANK REPORT

GC/MS Volatiles

Client Lot #...: A8A310236 **Work Order #...:** KGWML1AA **Matrix.....:** WATER
MB Lot-Sample #: A8B110000-136

Prep Date.....: 02/08/08
Analysis Date..: 02/08/08 **Prep Batch #...:** 8042136
Dilution Factor: 1

PARAMETER	RESULT	REPORTING LIMIT	UNITS	METHOD
Benzene	ND	5.0	ug/L	SW846 8260B
Carbon tetrachloride	ND	5.0	ug/L	SW846 8260B
Chlorobenzene	ND	5.0	ug/L	SW846 8260B
Chloroform	ND	5.0	ug/L	SW846 8260B
1,2-Dichloroethane	ND	5.0	ug/L	SW846 8260B
1,1-Dichloroethylene	ND	5.0	ug/L	SW846 8260B
Tetrachloroethylene	ND	5.0	ug/L	SW846 8260B
Trichloroethylene	ND	5.0	ug/L	SW846 8260B
Vinyl chloride	ND	5.0	ug/L	SW846 8260B
2-Butanone (MEK)	ND	20	ug/L	SW846 8260B

SURROGATE	PERCENT RECOVERY	RECOVERY LIMITS
Dibromofluoromethane	103	(78 - 115)
1,2-Dichloroethane-d4	98	(77 - 120)
Toluene-d8	98	(78 - 111)
4-Bromofluorobenzene	91	(80 - 114)

NOTE(S):

Calculations are performed before rounding to avoid round-off errors in calculated results.

METHOD BLANK REPORT

TCLP GC/MS Volatiles

Client Lot #...: A8A310236 **Work Order #...:** KGMEV1AA **Matrix.....:** WATER
MB Lot-Sample #: A8B060000-357
Leach Date.....: 02/06/08 **Prep Date.....:** 02/08/08 **Analysis Date..:** 02/08/08
Leach Batch #..: P803709 **Prep Batch #...:** 8038324
Dilution Factor: 1

PARAMETER	RESULT	REPORTING LIMIT	UNITS	METHOD
Benzene	ND	0.025	mg/L	SW846 8260B
2-Butanone (MEK)	ND	0.25	mg/L	SW846 8260B
Carbon tetrachloride	ND	0.025	mg/L	SW846 8260B
Chlorobenzene	ND	0.025	mg/L	SW846 8260B
Chloroform	ND	0.025	mg/L	SW846 8260B
1,2-Dichloroethane	ND	0.025	mg/L	SW846 8260B
1,1-Dichloroethylene	ND	0.070	mg/L	SW846 8260B
Tetrachloroethylene	ND	0.070	mg/L	SW846 8260B
Trichloroethylene	ND	0.050	mg/L	SW846 8260B
Vinyl chloride	ND	0.025	mg/L	SW846 8260B

SURROGATE	PERCENT RECOVERY	RECOVERY LIMITS
Dibromofluoromethane	107	(86 - 125)
1,2-Dichloroethane-d4	98	(80 - 122)
Toluene-d8	98	(90 - 122)
4-Bromofluorobenzene	91	(84 - 125)

NOTE(S):

Calculations are performed before rounding to avoid round-off errors in calculated results.

METHOD BLANK REPORT

TCLP GC/MS Semivolatiles

Client Lot #...: A8A310236 **Work Order #...:** KGNKX1AA **Matrix.....:** WATER
MB Lot-Sample #: A8B070000-026
Leach Date.....: 02/06/08 **Prep Date.....:** 02/07/08 **Analysis Date..:** 02/14/08
Leach Batch #..: P803706 **Prep Batch #...:** 8038026
Dilution Factor: 1

PARAMETER	RESULT	REPORTING LIMIT	UNITS	METHOD
o-Cresol	ND	0.0040	mg/L	SW846 8270C
m-Cresol & p-Cresol	ND	0.040	mg/L	SW846 8270C
1,4-Dichlorobenzene	ND	0.0040	mg/L	SW846 8270C
2,4-Dinitrotoluene	ND	0.020	mg/L	SW846 8270C
Hexachlorobenzene	ND	0.020	mg/L	SW846 8270C
Hexachlorobutadiene	ND	0.020	mg/L	SW846 8270C
Hexachloroethane	ND	0.020	mg/L	SW846 8270C
Nitrobenzene	ND	0.0040	mg/L	SW846 8270C
Pentachlorophenol	ND	0.040	mg/L	SW846 8270C
Pyridine	ND	0.020	mg/L	SW846 8270C
2,4,5-Trichloro-phenol	ND	0.020	mg/L	SW846 8270C
2,4,6-Trichloro-phenol	ND	0.020	mg/L	SW846 8270C

SURROGATE	PERCENT RECOVERY	RECOVERY LIMITS
Nitrobenzene-d5	82	(27 - 110)
2-Fluorobiphenyl	78	(20 - 110)
Terphenyl-d14	96	(44 - 110)
Phenol-d5	78	(10 - 110)
2-Fluorophenol	40	(10 - 110)
2,4,6-Tribromophenol	74	(28 - 110)

NOTE(S):

Calculations are performed before rounding to avoid round-off errors in calculated results.

METHOD BLANK REPORT

TCLP Metals

Client Lot #...: A8A310236 **Matrix.....:** WATER

PARAMETER	RESULT	REPORTING LIMIT	UNITS	METHOD	PREPARATION-ANALYSIS DATE	WORK ORDER #
MB Lot-Sample #: A8B070000-209 **Prep Batch #...:** 8039031						
Leach Date.....: 02/06/08 **Leach Batch #..:** P803806						
Mercury	ND	0.0020	mg/L	SW846 7470A	02/08/08	KGPCF1AK
		Dilution Factor: 1				
Arsenic	ND	0.50	mg/L	SW846 6010B	02/08-02/11/08	KGPCF1AC
		Dilution Factor: 1				
Barium	**0.0017 B**	**10.0**	**mg/L**	**SW846 6010B**	**02/08-02/11/08**	**KGPCF1AD**
		Dilution Factor: 1				
Cadmium	ND	0.10	mg/L	SW846 6010B	02/08-02/11/08	KGPCF1AE
		Dilution Factor: 1				
Chromium	ND	0.50	mg/L	SW846 6010B	02/08-02/11/08	KGPCF1AF
		Dilution Factor: 1				
Lead	**0.0034 B**	**0.50**	**mg/L**	**SW846 6010B**	**02/08-02/11/08**	**KGPCF1AG**
		Dilution Factor: 1				
Selenium	ND	0.25	mg/L	SW846 6010B	02/08-02/11/08	KGPCF1AH
		Dilution Factor: 1				
Silver	ND	0.50	mg/L	SW846 6010B	02/08-02/11/08	KGPCF1AJ
		Dilution Factor: 1				

NOTE(S):

Calculations are performed before rounding to avoid round-off errors in calculated results.

B Estimated result. Result is less than RL.

METHOD BLANK REPORT

TCLP Metals

Client Lot #...: A8A310236 **Matrix.....:** WATER

PARAMETER	RESULT	REPORTING LIMIT	UNITS	METHOD	PREPARATION-ANALYSIS DATE	WORK ORDER #
MB Lot-Sample #: A8B080000-031 **Prep Batch #...:** 8039031						
Mercury	ND	0.0020	mg/L	SW846 7470A	02/08/08	KGQ861AJ
		Dilution Factor: 1				
Arsenic	ND	0.50	mg/L	SW846 6010B	02/08-02/11/08	KGQ861AA
		Dilution Factor: 1				
Barium	ND	10.0	mg/L	SW846 6010B	02/08-02/11/08	KGQ861AC
		Dilution Factor: 1				
Cadmium	ND	0.10	mg/L	SW846 6010B	02/08-02/11/08	KGQ861AD
		Dilution Factor: 1				
Chromium	ND	0.50	mg/L	SW846 6010B	02/08-02/11/08	KGQ861AE
		Dilution Factor: 1				
Lead	ND	0.50	mg/L	SW846 6010B	02/08-02/11/08	KGQ861AF
		Dilution Factor: 1				
Selenium	ND	0.25	mg/L	SW846 6010B	02/08-02/11/08	KGQ861AG
		Dilution Factor: 1				
Silver	ND	0.50	mg/L	SW846 6010B	02/08-02/11/08	KGQ861AH
		Dilution Factor: 1				

NOTE(S):

Calculations are performed before rounding to avoid round-off errors in calculated results.

METHOD BLANK REPORT

General Chemistry

Client Lot #...: A8A310236 **Matrix.....:** SOLID

PARAMETER	RESULT	REPORTING LIMIT	UNITS	METHOD	PREPARATION-ANALYSIS DATE	PREP BATCH #
Reactive Cyanide		Work Order #: KGMPM1AA		MB Lot-Sample #:	A8B060000-400	
	ND	200	mg/kg	SW846 7.3.3	02/06/08	8037400
		Dilution Factor: 1				
Reactive Sulfide		Work Order #: KGME51AA		MB Lot-Sample #:	A8B060000-360	
	ND	500	mg/kg	SW846 7.3.4	02/06/08	8037360
		Dilution Factor: 1				

NOTE(S):

Calculations are performed before rounding to avoid round-off errors in calculated results.

LABORATORY CONTROL SAMPLE EVALUATION REPORT

GC/MS Volatiles

Client Lot #...: A8A310236 **Work Order #...:** KGWML1AC **Matrix.....:** WATER
LCS Lot-Sample#: A8B110000-136
Prep Date.....: 02/08/08 **Analysis Date..:** 02/08/08
Prep Batch #...: 8042136
Dilution Factor: 1

PARAMETER	PERCENT RECOVERY	RECOVERY LIMITS	METHOD
Vinyl chloride	98	(55 - 121)	SW846 8260B
1,1-Dichloroethylene	**102**	**(65 - 119)**	**SW846 8260B**
Chloroform	85 a	(87 - 119)	SW846 8260B
1,2-Dichloroethane	86	(83 - 122)	SW846 8260B
2-Butanone (MEK)	95	(53 - 173)	SW846 8260B
Carbon tetrachloride	84	(81 - 126)	SW846 8260B
Trichloroethylene	**101**	**(80 - 122)**	**SW846 8260B**
Benzene	**86**	**(79 - 116)**	**SW846 8260B**
Tetrachloroethylene	98	(83 - 116)	SW846 8260B
Chlorobenzene	**87**	**(81 - 115)**	**SW846 8260B**

SURROGATE	PERCENT RECOVERY	RECOVERY LIMITS
Dibromofluoromethane	104	(78 - 115)
1,2-Dichloroethane-d4	102	(77 - 120)
Toluene-d8	99	(78 - 111)
4-Bromofluorobenzene	93	(80 - 114)

NOTE(S):

Calculations are performed before rounding to avoid round-off errors in calculated results.

Bold print denotes control parameters

a Spiked analyte recovery is outside stated control limits.

LABORATORY CONTROL SAMPLE EVALUATION REPORT

GC/MS Volatiles

Client Lot #...: A8A310236 **Work Order #...:** KGQEJ1AA **Matrix.....:** WATER
LCS Lot-Sample#: A8B070000-324
Prep Date.....: 02/08/08 **Analysis Date..:** 02/08/08
Prep Batch #...: 8038324
Dilution Factor: 1

PARAMETER	PERCENT RECOVERY	RECOVERY LIMITS	METHOD
Benzene	**86**	**(76 - 118)**	**SW846 8260B**
2-Butanone (MEK)	95	(40 - 110)	SW846 8260B
Carbon tetrachloride	83	(71 - 124)	SW846 8260B
Chlorobenzene	**86**	**(76 - 113)**	**SW846 8260B**
Chloroform	87	(82 - 117)	SW846 8260B
1,2-Dichloroethane	86	(78 - 122)	SW846 8260B
1,1-Dichloroethylene	**102**	**(67 - 128)**	**SW846 8260B**
Tetrachloroethylene	100	(64 - 121)	SW846 8260B
Trichloroethylene	**102**	**(76 - 119)**	**SW846 8260B**
Vinyl chloride	97	(47 - 123)	SW846 8260B

SURROGATE	PERCENT RECOVERY	RECOVERY LIMITS
Dibromofluoromethane	105	(86 - 124)
1,2-Dichloroethane-d4	98	(80 - 122)
Toluene-d8	97	(90 - 122)
4-Bromofluorobenzene	91	(84 - 125)

NOTE(S):

Calculations are performed before rounding to avoid round-off errors in calculated results.

Bold print denotes control parameters

LABORATORY CONTROL SAMPLE EVALUATION REPORT

GC/MS Semivolatiles

Client Lot #...: A8A310236 **Work Order #...:** KGNKX1AC-LCS **Matrix.....:** WATER
LCS Lot-Sample#: A8B070000-026 KGNKX1AD-LCSD
Prep Date.....: 02/07/08 **Analysis Date..:** 02/14/08
Prep Batch #...: 8038026
Dilution Factor: 1

PARAMETER	PERCENT RECOVERY	RECOVERY LIMITS	RPD	RPD LIMITS	METHOD
o-Cresol	84	(23 - 110)			SW846 8270C
	89	(23 - 110)	5.3	(0-30)	SW846 8270C
m-Cresol & p-Cresol	83	(28 - 110)			SW846 8270C
	86	(28 - 110)	3.3	(0-30)	SW846 8270C
1,4-Dichlorobenzene	111 a	(13 - 110)			SW846 8270C
	118 a	(13 - 110)	6.2	(0-30)	SW846 8270C
2,4-Dinitrotoluene	95	(45 - 119)			SW846 8270C
	94	(45 - 119)	0.71	(0-30)	SW846 8270C
Hexachlorobenzene	83	(46 - 112)			SW846 8270C
	85	(46 - 112)	2.6	(0-30)	SW846 8270C
Hexachlorobutadiene	54	(10 - 110)			SW846 8270C
	55	(10 - 110)	1.8	(0-30)	SW846 8270C
Hexachloroethane	57	(10 - 110)			SW846 8270C
	59	(10 - 110)	4.3	(0-30)	SW846 8270C
Nitrobenzene	92	(29 - 118)			SW846 8270C
	94	(29 - 118)	2.2	(0-30)	SW846 8270C
Pentachlorophenol	29	(10 - 116)			SW846 8270C
	53 p	(10 - 116)	58	(0-30)	SW846 8270C
Pyridine	63	(15 - 110)			SW846 8270C
	67	(15 - 110)	6.9	(0-30)	SW846 8270C
2,4,5-Trichloro-phenol	81	(36 - 110)			SW846 8270C
	81	(36 - 110)	1.0	(0-30)	SW846 8270C
2,4,6-Trichloro-phenol	82	(32 - 110)			SW846 8270C
	81	(32 - 110)	0.86	(0-30)	SW846 8270C

SURROGATE	PERCENT RECOVERY	RECOVERY LIMITS
Nitrobenzene-d5	85	(27 - 110)
	86	(27 - 110)
2-Fluorobiphenyl	80	(20 - 110)
	81	(20 - 110)
Terphenyl-d14	96	(44 - 110)
	97	(44 - 110)
Phenol-d5	78	(10 - 110)
	78	(10 - 110)
2-Fluorophenol	38	(10 - 110)

(Continued on next page)

LABORATORY CONTROL SAMPLE EVALUATION REPORT

GC/MS Semivolatiles

Client Lot #...: A8A310236 **Work Order #...:** KGNKX1AC-LCS **Matrix.....:** WATER
LCS Lot-Sample#: A8B070000-026 KGNKX1AD-LCSD

SURROGATE	PERCENT RECOVERY	RECOVERY LIMITS
	36	(10 - 110)
2,4,6-Tribromophenol	82	(28 - 110)
	82	(28 - 110)

NOTE(S):

Calculations are performed before rounding to avoid round-off errors in calculated results.

Bold print denotes control parameters

a Spiked analyte recovery is outside stated control limits.

p Relative percent difference (RPD) is outside stated control limits.

LABORATORY CONTROL SAMPLE EVALUATION REPORT

TCLP Metals

Client Lot #...: A8A310236 **Matrix.....:** WATER

PARAMETER	PERCENT RECOVERY	RECOVERY LIMITS	METHOD	PREPARATION-ANALYSIS DATE	WORK ORDER #
LCS Lot-Sample#: A8B080000-031 **Prep Batch #...:** 8039031					
Mercury	88	(50 - 150)	SW846 7470A Dilution Factor: 1	02/08/08	KGQ861AT
Arsenic	105	(50 - 150)	SW846 6010B Dilution Factor: 1	02/08-02/11/08	KGQ861AK
Barium	103	(50 - 150)	SW846 6010B Dilution Factor: 1	02/08-02/11/08	KGQ861AL
Cadmium	105	(50 - 150)	SW846 6010B Dilution Factor: 1	02/08-02/11/08	KGQ861AM
Chromium	102	(50 - 150)	SW846 6010B Dilution Factor: 1	02/08-02/11/08	KGQ861AN
Lead	100	(50 - 150)	SW846 6010B Dilution Factor: 1	02/08-02/11/08	KGQ861AP
Selenium	103	(50 - 150)	SW846 6010B Dilution Factor: 1	02/08-02/11/08	KGQ861AQ
Silver	111	(50 - 150)	SW846 6010B Dilution Factor: 1	02/08-02/11/08	KGQ861AR

NOTE(S):

Calculations are performed before rounding to avoid round-off errors in calculated results.

LABORATORY CONTROL SAMPLE EVALUATION REPORT

General Chemistry

Client Lot #...: A8A310236 **Matrix.....:** WATER

PARAMETER	PERCENT RECOVERY	RECOVERY LIMITS	METHOD	PREPARATION-ANALYSIS DATE	PREP BATCH #
pH (liquid)		Work Order #: KGED11AA LCS Lot-Sample#: A8A310000-492			
	101	(97 - 103)	SW846 9040B	01/31/08	8031492
		Dilution Factor: 1			

NOTE(S):

Calculations are performed before rounding to avoid round-off errors in calculated results.

LABORATORY CONTROL SAMPLE EVALUATION REPORT

General Chemistry

Lot-Sample #...: A8A310236 **Matrix.....:** SOLID

PARAMETER	PERCENT RECOVERY	RECOVERY LIMITS	RPD	RPD LIMITS	METHOD	PREPARATION-ANALYSIS DATE	PREP BATCH #
Reactive Cyanide		WO#:KGMPM1AC-LCS/KGMPM1AD-LCSD				LCS Lot-Sample#: A8B060000-400	
	12	(10 - 200)			SW846 7.3.3	02/06/08	8037400
	12	(10 - 200)	0.0	(0-100)	SW846 7.3.3	02/06/08	8037400
		Dilution Factor: 1					
Reactive Sulfide		WO#:KGME51AC-LCS/KGME51AD-LCSD				LCS Lot-Sample#: A8B060000-360	
	19	(10 - 200)			SW846 7.3.4	02/06/08	8037360
	59 *	(10 - 200)	102	(0-100)	SW846 7.3.4	02/06/08	8037360
		Dilution Factor: 1					

NOTE(S):

Calculations are performed before rounding to avoid round-off errors in calculated results.

* Relative percent difference (RPD) is outside stated control limits.

MATRIX SPIKE SAMPLE EVALUATION REPORT

GC/MS Volatiles

Client Lot #...: A8A310236 **Work Order #...:** KGAMQ1AC-MS **Matrix.....:** WATER
MS Lot-Sample #: A8A300207-003 KGAMQ1AD-MSD
Date Sampled...: 01/29/08 10:15 **Date Received..:** 01/30/08
Prep Date.....: 02/08/08 **Analysis Date..:** 02/08/08
Prep Batch #...: 8042136
Dilution Factor: 1

PARAMETER	PERCENT RECOVERY	RECOVERY LIMITS	RPD	RPD LIMITS	METHOD
1,1-Dichloroethylene	**100**	**(57 - 138)**			**SW846 8260B**
	105	**(57 - 138)**	**4.3**	**(0-15)**	**SW846 8260B**
Vinyl chloride	94	(52 - 122)			SW846 8260B
	96	(52 - 122)	1.7	(0-30)	SW846 8260B
Chloroform	88	(85 - 124)			SW846 8260B
	88	(85 - 124)	0.41	(0-30)	SW846 8260B
1,2-Dichloroethane	89	(84 - 126)			SW846 8260B
	88	(84 - 126)	0.98	(0-30)	SW846 8260B
2-Butanone (MEK)	93	(52 - 152)			SW846 8260B
	102	(52 - 152)	6.3	(0-30)	SW846 8260B
Carbon tetrachloride	82	(80 - 125)			SW846 8260B
	87	(80 - 125)	5.0	(0-30)	SW846 8260B
Trichloroethylene	**103**	**(58 - 141)**			**SW846 8260B**
	104	**(58 - 141)**	**0.99**	**(0-17)**	**SW846 8260B**
Benzene	**86**	**(73 - 123)**			**SW846 8260B**
	89	**(73 - 123)**	**2.9**	**(0-11)**	**SW846 8260B**
Tetrachloroethylene	99	(75 - 116)			SW846 8260B
	101	(75 - 116)	2.0	(0-30)	SW846 8260B
Chlorobenzene	**87**	**(70 - 122)**			**SW846 8260B**
	89	**(70 - 122)**	**1.4**	**(0-14)**	**SW846 8260B**

SURROGATE	PERCENT RECOVERY	RECOVERY LIMITS
Dibromofluoromethane	104	(78 - 115)
	110	(78 - 115)
1,2-Dichloroethane-d4	97	(77 - 120)
	98	(77 - 120)
Toluene-d8	96	(78 - 111)
	100	(78 - 111)
4-Bromofluorobenzene	91	(80 - 114)
	91	(80 - 114)

NOTE(S):

Calculations are performed before rounding to avoid round-off errors in calculated results.

Bold print denotes control parameters

MATRIX SPIKE SAMPLE EVALUATION REPORT

TCLP GC/MS Volatiles

Client Lot #...: A8A310236 **Work Order #...:** KGD4W1AU-MS **Matrix.....:** WG
MS Lot-Sample #: A8A310236-001 KGD4W1AV-MSD
Date Sampled...: 01/31/08 13:00 **Date Received..:** 01/31/08
Leach Date.....: 02/06/08 **Prep Date.....:** 02/08/08 **Analysis Date..:** 02/08/08
Leach Batch #..: P803709 **Prep Batch #...:** 8038324
Dilution Factor: 1

PARAMETER	PERCENT RECOVERY	RECOVERY LIMITS	RPD	RPD LIMITS	METHOD
Benzene	**88**	**(76 - 117)**			**SW846 8260B**
	91	**(76 - 117)**	**3.3**	**(0-30)**	**SW846 8260B**
2-Butanone (MEK)	97	(37 - 110)			SW846 8260B
	100	(37 - 110)	1.8	(0-30)	SW846 8260B
Carbon tetrachloride	79	(72 - 124)			SW846 8260B
	81	(72 - 124)	2.4	(0-30)	SW846 8260B
Chlorobenzene	**90**	**(72 - 114)**			**SW846 8260B**
	88	**(72 - 114)**	**2.0**	**(0-30)**	**SW846 8260B**
Chloroform	91	(82 - 117)			SW846 8260B
	90	(82 - 117)	0.11	(0-30)	SW846 8260B
1,2-Dichloroethane	91	(80 - 120)			SW846 8260B
	89	(80 - 120)	2.6	(0-30)	SW846 8260B
1,1-Dichloroethylene	**106**	**(67 - 129)**			**SW846 8260B**
	111	**(67 - 129)**	**5.0**	**(0-30)**	**SW846 8260B**
Tetrachloroethylene	102	(60 - 119)			SW846 8260B
	103	(60 - 119)	0.63	(0-30)	SW846 8260B
Trichloroethylene	**106**	**(72 - 121)**			**SW846 8260B**
	106	**(72 - 121)**	**0.07**	**(0-30)**	**SW846 8260B**
Vinyl chloride	99	(54 - 118)			SW846 8260B
	102	(54 - 118)	3.0	(0-30)	SW846 8260B

SURROGATE	PERCENT RECOVERY	RECOVERY LIMITS
Dibromofluoromethane	105	(86 - 125)
	104	(86 - 125)
1,2-Dichloroethane-d4	99	(80 - 122)
	97	(80 - 122)
Toluene-d8	97	(90 - 122)
	97	(90 - 122)
4-Bromofluorobenzene	93	(84 - 125)
	92	(84 - 125)

NOTE(S):

Calculations are performed before rounding to avoid round-off errors in calculated results.

Bold print denotes control parameters

MATRIX SPIKE SAMPLE EVALUATION REPORT

TCLP Metals

Client Lot #...: A8A310236 **Matrix.....:** WG
Date Sampled...: 01/31/08 13:00 **Date Received..:** 01/31/08

PARAMETER	PERCENT RECOVERY	RECOVERY LIMITS	METHOD	PREPARATION-ANALYSIS DATE	WORK ORDER #
MS Lot-Sample #: A8A310236-001 **Prep Batch #...:** 8039031					
Mercury	89	(50 - 150)	SW846 7470A	02/08/08	KGD4W1A5
		Dilution Factor: 1			
Arsenic	110	(50 - 150)	SW846 6010B	02/08-02/11/08	KGD4W1AW
		Dilution Factor: 5			
Barium	102	(50 - 150)	SW846 6010B	02/08-02/11/08	KGD4W1AX
		Dilution Factor: 5			
Cadmium	107	(50 - 150)	SW846 6010B	02/08-02/11/08	KGD4W1A0
		Dilution Factor: 5			
Chromium	103	(50 - 150)	SW846 6010B	02/08-02/11/08	KGD4W1A1
		Dilution Factor: 5			
Lead	102	(50 - 150)	SW846 6010B	02/08-02/11/08	KGD4W1A2
		Dilution Factor: 5			
Selenium	102	(50 - 150)	SW846 6010B	02/08-02/11/08	KGD4W1A3
		Dilution Factor: 5			
Silver	104	(50 - 150)	SW846 6010B	02/08-02/11/08	KGD4W1A4
		Dilution Factor: 5			

NOTE(S):

Calculations are performed before rounding to avoid round-off errors in calculated results.

SAMPLE DUPLICATE EVALUATION REPORT

Metals

Client Lot #...: A8A310236 **Work Order #...:** KGD4W-SMP KGD4W-DUP **Matrix.....:** WG

Date Sampled...: 01/31/08 13:00 **Date Received..:** 01/31/08

PARAM	RESULT	DUPLICATE RESULT	UNITS	RPD	RPD LIMIT	METHOD	PREPARATION-ANALYSIS DATE	PREP BATCH #
Mercury						SD Lot-Sample #: A8A310236-001		
	ND	ND	mg/L	0	(0-20)	SW846 7470A	02/08/08	8039031
		Dilution Factor: 1						
Arsenic						SD Lot-Sample #: A8A310236-001		
	0.0094 B	0.019 B	mg/L	65	(0-20)	SW846 6010B	02/08-02/11/08	8039031
		Dilution Factor: 1						
Barium						SD Lot-Sample #: A8A310236-001		
	0.0052 B	0.0063 B	mg/L	20	(0-20)	SW846 6010B	02/08-02/11/08	8039031
		Dilution Factor: 1						
Cadmium						SD Lot-Sample #: A8A310236-001		
	0.0016 B	0.0025 B	mg/L	47	(0-20)	SW846 6010B	02/08-02/11/08	8039031
		Dilution Factor: 1						
Chromium						SD Lot-Sample #: A8A310236-001		
	0.0062 B	0.0093 B	mg/L	40	(0-20)	SW846 6010B	02/08-02/11/08	8039031
		Dilution Factor: 1						
Lead						SD Lot-Sample #: A8A310236-001		
	0.0059 B	0.0063 B	mg/L	5.6	(0-20)	SW846 6010B	02/08-02/11/08	8039031
		Dilution Factor: 1						
Selenium						SD Lot-Sample #: A8A310236-001		
	ND	ND	mg/L	0	(0-20)	SW846 6010B	02/08-02/11/08	8039031
		Dilution Factor: 1						
Silver						SD Lot-Sample #: A8A310236-001		
	ND	0.0053 B	mg/L	200	(0-20)	SW846 6010B	02/08-02/11/08	8039031
		Dilution Factor: 1						

NOTE(S):

Calculations are performed before rounding to avoid round-off errors in calculated results.

B Estimated result. Result is less than RL.

SAMPLE DUPLICATE EVALUATION REPORT

General Chemistry

Client Lot #...: A8A310236 **Work Order #...:** KGCR3-SMP KGCR3-DUP **Matrix.....:** WATER

Date Sampled...: 01/31/08 08:30 **Date Received..:** 01/31/08

PARAM	RESULT	DUPLICATE RESULT	UNITS	RPD	RPD LIMIT	METHOD	PREPARATION-ANALYSIS DATE	PREP BATCH #
pH (liquid)						SD Lot-Sample #: A8A310112-001		
	8.4	8.4	No Units	0.83	(0-20)	SW846 9040B	01/31/08	8031490
		Dilution Factor: 1						

SAMPLE DUPLICATE EVALUATION REPORT

General Chemistry

Client Lot #...: A8A310236 **Work Order #...:** KF0G1-SMP KF0G1-DUP **Matrix.....:** WASTE

Date Sampled...: 01/22/08 **Date Received..:** 01/23/08

PARAM	RESULT	DUPLICATE RESULT	UNITS	RPD	RPD LIMIT	METHOD	PREPARATION-ANALYSIS DATE	PREP BATCH #
Flashpoint						SD Lot-Sample #: A8A230139-003		
	105	107	deg F	1.9	(0-20)	SW846 1010	02/07/08	8038333

Dilution Factor: 1

SAMPLE DUPLICATE EVALUATION REPORT

General Chemistry

Client Lot #...: A8A310236 **Work Order #...:** KF0G6-SMP KF0G6-DUP **Matrix.....:** WASTE

Date Sampled...: 01/22/08 **Date Received..:** 01/23/08

PARAM	RESULT	DUPLICATE RESULT	UNITS	RPD	RPD LIMIT	METHOD	PREPARATION-ANALYSIS DATE	PREP BATCH #
Flashpoint						SD Lot-Sample #: A8A230139-004		
	46	44	deg F	4.4	(0-20)	SW846 1010	02/07/08	8038333

Dilution Factor: 1

SAMPLE DUPLICATE EVALUATION REPORT

General Chemistry

Client Lot #...: A8A310236 **Work Order #...:** KGAVE-SMP KGAVE-DUP **Matrix.....:** WATER

Date Sampled...: 01/29/08 15:00 **Date Received..:** 01/30/08

PARAM	RESULT	DUPLICATE RESULT	UNITS	RPD	RPD LIMIT	METHOD	PREPARATION-ANALYSIS DATE	PREP BATCH #
Flashpoint						SD Lot-Sample #:	I8A300256-001	
	>180	>180	deg F	0.0	(0-20)	SW846 1010	02/07/08	8038333

Dilution Factor: 1

SAMPLE DUPLICATE EVALUATION REPORT

General Chemistry

Client Lot #...: A8A310236 **Work Order #...:** KGEVJ-SMP KGEVJ-DUP **Matrix.....:** WASTE

Date Sampled...: 01/31/08 11:10 **Date Received..:** 02/01/08

PARAM	RESULT	DUPLICATE RESULT	UNITS	RPD	RPD LIMIT	METHOD	PREPARATION-ANALYSIS DATE	PREP BATCH #
Flashpoint						SD Lot-Sample #: A8B010141-001		
	>180	>180	deg F	0.0	(0-20)	SW846 1010	02/07/08	8038333
		Dilution Factor: 1						

SAMPLE DUPLICATE EVALUATION REPORT

General Chemistry

Client Lot #...: A8A310236 **Work Order #...:** KGMTT-SMP KGMTT-DUP **Matrix.....:** WASTE

Date Sampled...: 12/27/07 **Date Received..:** 12/31/07

PARAM	RESULT	DUPLICATE RESULT	UNITS	RPD	RPD LIMIT	METHOD	PREPARATION-ANALYSIS DATE	PREP BATCH #
Flashpoint						SD Lot-Sample #: A8B060277-001		
	159	153	deg F	3.8	(0-20)	SW846 1010	02/07/08	8038333

Dilution Factor: 1

SAMPLE DUPLICATE EVALUATION REPORT

General Chemistry

Client Lot #...: A8A310236 **Work Order #...:** KGMTX-SMP KGMTX-DUP **Matrix.....:** WASTE

Date Sampled...: 12/27/07 **Date Received..:** 12/31/07

PARAM	RESULT	DUPLICATE RESULT	UNITS	RPD	RPD LIMIT	METHOD	PREPARATION-ANALYSIS DATE	PREP BATCH #
Flashpoint						SD Lot-Sample #: A8B060277-002		
	121	119	deg F	1.7	(0-20)	SW846 1010	02/07/08	8038333

Dilution Factor: 1

Chain of Custody Record

TestAmerica
THE LEADER IN ENVIRONMENTAL TESTING

TAL-4142 (0907)

Client: EQM	Project Manager: JOHN MILLER	Date: 1-31-08	Chain of Custody Number: 375296
Address: 1800 Carillon Blvd	Telephone Number (Area Code)/Fax Number: 513-825-7500 FAX#-7495	Lab Number: 330-497-9396	Page 1 of 1
City: Cincinnati / State: OH / Zip Code: 45240	Site Contact: E. Corbin	Lab Contact: M. LOEB	
Project Name and Location (State): RVAAP (OH) PN: 30240.0006	Carrier/Waybill Number:		
Contract/Purchase Order/Quote No.: PO# 12633			

Sample I.D. No. and Description (Containers for each sample may be combined on one line)	Date	Time	Matrix: Air	Aqueous	Sed.	Soil	Containers & Preservatives: Unpres.	H2SO4	HNO3	HCl	NaOH	ZnAc/ NaOH	Analysis: TCLP VOCs	TCLP SVOCs	TCLP Metals	Reactive CN	Reactive S	pH	Ignitability	Total VOCs	Special Instructions/ Conditions of Receipt
FWG-IDW-MW PURGE JAN 2008	1-31-08	1300		X			4						X	X	X	X	X	X	X		Cooler ID# 2220
EWG-IDW-MW DEON JAN 2008	1-31-08	1230		X			4						X	X	X	X	X	X	X		2220
TRIP BLANK	1-31-08	0800		X			2			X										X	2220

EC 1/31/08

Log as separate SDG!!

Possible Hazard Identification: [X] Non-Hazard [ ] Flammable [ ] Skin Irritant [ ] Poison B [ ] Unknown

Sample Disposal: [ ] Return To Client [X] Disposal By Lab [ ] Archive For _____ Months (A fee may be assessed if samples are retained longer than 1 month)

Turn Around Time Required: [ ] 24 Hours [ ] 48 Hours [ ] 7 Days [X] 14 Days [ ] 21 Days [ ] Other _____

QC Requirements (Specify):

Relinquished By: Erika Corbin EQ	Date: 1/31/08	Time: 13:50	1. Received By: Rick Robison	Date: 1-31-08	Time: 1350
Relinquished By: Rick Robison	Date: 1-31-08	Time: 1440	2. Received By:	Date: 1-31-8	Time: 1440
Relinquished By:	Date:	Time:	3. Received By:	Date:	Time:

Comments:

DISTRIBUTION: WHITE - Returned to Client with Report; CANARY - Stays with the Sample; PINK - Field Copy

TestAmerica North Canton

TestAmerica Cooler Receipt Form/Narrative — Lot Number: _____
North Canton Facility

Client EQM Project _____ Quote # _____

Cooler Received on 1-31-8 Opened on 1-31-8 By _____ (Signature)

FedEx ☐ Client Drop Off ☐ UPS ☐ DHL ☐ FAS ☐ TestAmerica Courier ☒

Stetson ☐ US Cargo ☐ Other _____

TestAmerica Cooler # IR20 Foam Box ☐ Client Cooler ☐ Other _____

1. Were custody seals on the outside of the cooler? Yes ☐ No ☒ Intact? Yes ☐ No ☐ NA ☒
   If YES, Quantity _____
   Were custody seals on the outside of cooler signed and dated? Yes ☐ No ☐ NA ☒
   Were custody seals on the bottles? Yes ☐ No ☒
   If YES, are there any exceptions _____
2. Shipper's packing slip attached to this form? Yes ☐ No ☒
3. Did custody papers accompany the sample(s)? Yes ☒ No ☐ Relinquished by client? Yes ☒ No ☐
4. Did you sign the custody papers in the appropriate place? Yes ☒ No ☐
5. Packing material used: Bubble Wrap ☒ Foam ☐ None ☐ Other _____
6. Cooler temperature upon receipt 4.1 °C (see back of form for multiple coolers/temps)

METHOD: IR ☒ Other ☐ _____

COOLANT: Wet Ice ☒ Blue Ice ☐ Dry Ice ☐ Water ☐ None ☐

7. Did all bottles arrive in good condition (Unbroken)? Yes ☒ No ☐
8. Could all bottle labels and/or tags be reconciled with the COC? Yes ☒ No ☐
9. Were samples at the correct pH upon receipt? Yes ☐ No ☐ NA ☒
10. Were correct bottles used for the tests indicated? Yes ☒ No ☐
11. Were air bubbles >6 mm in any VOA vials? Yes ☐ No ☒ NA ☐
12. Sufficient quantity received to perform indicated analyses? Yes ☒ No ☐
13. Was a Trip Blank present in the cooler? Yes ☒ No ☐ Were VOAs on the COC? Yes ☒ No ☐

Contacted PM _____ Date _____ by _____ via Voice Mail ☐ Verbal ☐ Other ☐

Concerning _____

14. CHAIN OF CUSTODY

The following discrepancies occurred:

_____

15. SAMPLE CONDITION

Sample(s) _____ were received after the recommended holding time had expired.

Sample(s) _____ were received in a broken container.

16. SAMPLE PRESERVATION

Sample(s) _____ were further preserved in sample receiving to meet recommended pH level(s). *Nitric Acid Lot #071707-HNO3 - Sulfuric Acid Lot # 092006-H2SO4; Sodium Hydroxide Lot # 122805 -NaOH; Hydrochloric Acid Lot # 092006-HCl; Sodium Hydroxide and Zinc Acetate Lot # 050205-CH3COO2ZN/NaOH*

What time was preservative added to sample(s)? _____

Sample(s) _____ were received with bubble > 6 mm in diameter (Notify PM)

Client ID	pH	Date	Initials

TestAmerica Cooler Receipt Form/Narrative North Canton Facility			
Client ID	**pH**	**Date**	**Initials**
Cooler	**Temp °C**	**Method**	**Coolant**
Discrepancies Cont'd			

TestAmerica
THE LEADER IN ENVIRONMENTAL TESTING

END OF REPORT

APPENDIX E

REPORTING LIMITS THAT CURRENTLY DO NOT MEET THE RVAAP QAPP PQLS AND/OR REGION 9 PRGS

VOCs

CAS No	Analyte Name	MDL	Lab RL	RVAAP QAPP PQL	Region 9 PRG
107-06-2	1,2-Dichloroethane	0.16	1.0	1.0	0.12
71-43-2	Benzene	0.22	1.0	1.0	0.35
67-66-3	Chloroform	0.16	1.0	1.0	0.17
10061-01-5	cis-1,3-Dichloropropene	0.12	1.0	1.0	0.4
75-01-4	Vinyl chloride	0.21	1.0	1.0	0.02
79-34-5	1,1,2,2-Tetrachloroethane	0.22	1.0	1.0	0.055
106-93-4	1,2-Dibromoethane	0.24	1.0	1.0	0.0056
79-01-6	Trichloroethene	0.28	1.0	1.0	0.028
127-18-4	Tetrachloroethene	0.19	1.0	1.0	0.1
75-27-4	Bromodichloromethane	0.14	1.0	1.0	0.18
79-00-5	1,1,2-Trichloroethane	0.22	1.0	1.0	0.2
124-48-1	Dibromochloromethane	0.19	1.0	1.0	0.13
10061-02-6	trans-1,3-Dichloropropene	0.17	1.0	1.0	0.4
56-23-5	Carbon tetrachloride	0.19	1.0	1.0	0.17

Note: All units are ug/L

SVOCs

CAS No	Analyte Name	MDL	Lab RL	RVAAP QAPP PQL	Region 9 PRG
111-44-4	Bis(2-Chloroethyl) ether	0.088	1.0	10	0.01
50-32-8	Benzo(a)pyrene	0.048	0.20	10	0.0092
53-70-3	Dibenz(a,h)anthracene	0.039	0.20	10	0.0093
118-74-1	Hexachlorobenzene	0.065	0.20	10	0.042
205-99-2	Benzo(b)fluoranthene	0.049	0.20	10	0.092
193-39-5	Indeno(1,2,3-cd)pyrene	0.065	0.20	10	0.092
56-55-3	Benzo(a)anthracene	0.052	0.20	10	0.092
91-94-1	3,3'-Dichlorobenzidine	0.48	5.0	10	0.15
106-46-7	1,4-Dichlorobenzene	0.52	1.0	10	0.5
87-86-5	Pentachlorophenol	0.48	5.0	25	0.56
87-68-3	Hexachlorobutadiene	0.51	1.0	10	0.86
88-06-2	2,4,6-Trichlorophenol	1.4	5.0	10	3.6

Note: All units are ug/L

Pesticides

CAS No	Analyte Name	MDL	Lab RL	RVAAP QAPP PQL	Region 9 PRG
60-57-1	Dieldrin	0.0067	0.030	0.05	0.0042
309-00-2	Aldrin	0.0061	0.030	0.05	0.004
1024-57-3	Heptachlor epoxide	0.0065	0.030	0.05	0.0074
319-84-6	alpha-BHC	0.0062	0.030	0.05	0.011
76-44-8	Heptachlor	0.0062	0.030	0.05	0.015

Note: All units are ug/L

Explosives

CAS No	Analyte Name	MDL	Lab RL	RVAAP QAPP PQL	Region 9 PRG
88-72-2	2-Nitrotoluene	0.1	0.48	0.2	120
99-08-1	3-Nitrotoluene	0.1	0.48	0.2	0.049
99-99-0	4-Nitrotoluene	0.1	0.48	0.2	0.66

Note: All units are ug/L

PCBs

CAS No	Analyte Name	MDL	Lab RL	RVAAP QAPP PQL	Region 9 PRG
11104-28-2	PCB-1221	0.49	0.50	0.50	0.034
11141-16-5	PCB-1232	0.41	0.50	0.50	0.034
53469-21-9	PCB-1242	0.11	0.50	0.50	0.034
12672-29-6	PCB-1248	0.049	0.50	0.50	0.034
11097-69-1	PCB-1254	0.087	0.50	0.50	0.034
11096-82-5	PCB-1260	0.071	0.50	0.50	0.034

Note: All units are ug/L

Inorganics

CAS No	Analyte Name	MDL	Lab RL	RVAAP QAPP PQL	Region 9 PRG
7440-70-2	Calcium	80	1000	100	NS
7440-23-5	Sodium	410	1000	200	NS

Notes:

NS = Not Specified

These compounds will not meet the reporting limits specified in the QAPP. However, both of these chemicals have been consistently been found naturally occurring on the site at values that exceed the QAPP RLs.

Inorganics

CAS No	Analyte Name	MDL	Lab RL	RVAAP QAPP PQL	Region 9 PRG
7440-70-2	Calcium	80	100	100	NS
7440-23-5	Sodium	410	1000	200	NS
7440-09-7	Potassium	72	1000	200	NS

Notes:

NS=Not Specified

These compounds will not meet the reporting limits specified in the QAPP. However, these chemicals have consistently been found naturally occurring on the site at values that exceed the QAPP RLs.

COMMENT RESPONSE TABLE

FACILITY-WIDE GROUNDWATER MONITORING PROGRAM
REPORT ON THE JANUARY 2008 SAMPLING EVENT AT THE
RAVENNA ARMY AMMUNITION PLANT, RAVENNA, OHIO
COMMENT RESPONSE TABLE

Comment Number	Page or Sheet	New Page or Sheet	Comment	Recommendation	Response
Ohio EPA (V. Deppisch)					
O-1	Page 11/Line 13		The text stated that several wells will be redeveloped due to high turbidity. However it is unclear when this redevelopment will take place.	Please provide an approximate date when the redeveloping activities will occur.	The redevelopment activities for the wells identified in the report were completed April 2, 3, and 7, 2008 per the March 21, 2008 notification letter to the Ohio EPA. Details of the redevelopment are presented in the April 2008 groundwater report.
O-2	Page 60/Line 7		Tables 3-2, 3-5, 3-6, and 3-7 contain "rejected data" for various parameters (i.e., acetone, benzoic acid, 2-nitrotoluene, 4-nitrotoluene, etc.0 in the sampled wells. The issue of "rejected data" has been noted in several previous submittals. In each case the Facility has responded that the issue will be addressed or has been addressed with the analytical lab to avoid further problems. Yet, it appears that the problem continues to occur and involves the same chemicals of concern in different sampled wells.	Please provide a discussion concerning whether the condition(s) that causes this data issue has been resolved and what additional steps will be taken this time to prevent recurrence of the same problem in the next sampling event.	Overall, data acceptance goals of usable data >90%, as specified in the facility QAPP, have been met since the April 2007 sampling event. As presented in Table 3.8 of the January 2008 report, overall data acceptance for samples collected in January was 98%. For the most recent April 2008 sampling event, data acceptance was also at 98%. The only specific chemicals of concern where a trend has developed for routinely being rejected are Hexachlorocyclopentadiene (HCPD) and Benzoic acid. Both compounds are widely accepted as noted poor responders via U.S. EPA SW846 8270C. In the case of HCPD, the method states "HCPD is subject to thermal decomposition in the inlet of the gas

					chromatograph, chemical reaction in acetone solution, and photochemical decomposition." The lab was routinely reporting non-detected concentrations of HCPD in RVAAP samples, while corresponding recoveries in the LCS for this compound were below 30%. Per the Louisville Chemistry Guidelines (LCG), EQ chemists were qualifying the data as rejected. The lab performed some internal studies and determined that this compound was being lost during the extraction process when it was exposed to light. For samples collected during the April 2008 event, the laboratory performed extractions with the overhead fluorescent lights turned off in the extraction room and kept stored extracts wrapped in aluminum foil. These steps resulted in significantly higher LCS recoveries and translated into all data being usable for this compound from the April event. In the case of Benzoic acid, the method indicates that this compound "is subject to erratic chromatographic behavior." The lab has still not determined a successful way to improve LCS recoveries for this compound, and as a result most results for Benzoic acid have been qualified as rejected from the April 2008 event. However, recent discussions have yielded two promising options for

					potential use on samples from the July 2008 event. While the lab has not validated either method to date, it is possible that either extracting samples via an acid only extraction, performing extractions manually via SW846 3510 (vs. the current method of 3520), or a combination of both could lead to better recoveries, thus less rejected data, for this troublesome compound. No consistent trend has been identified for the other compounds specified in Comment O-2 (e.g., acetone, benzoic acid, 2-nitrotoluene, 4-nitrotoluene, etc.). These compounds are not routinely qualified as rejected over multiple events; it appears that the laboratory only had issues for these compounds on the samples collected for the January 2008 event.
O-3					
O-4					
O-5					
O-6					
O-7					
O-8					

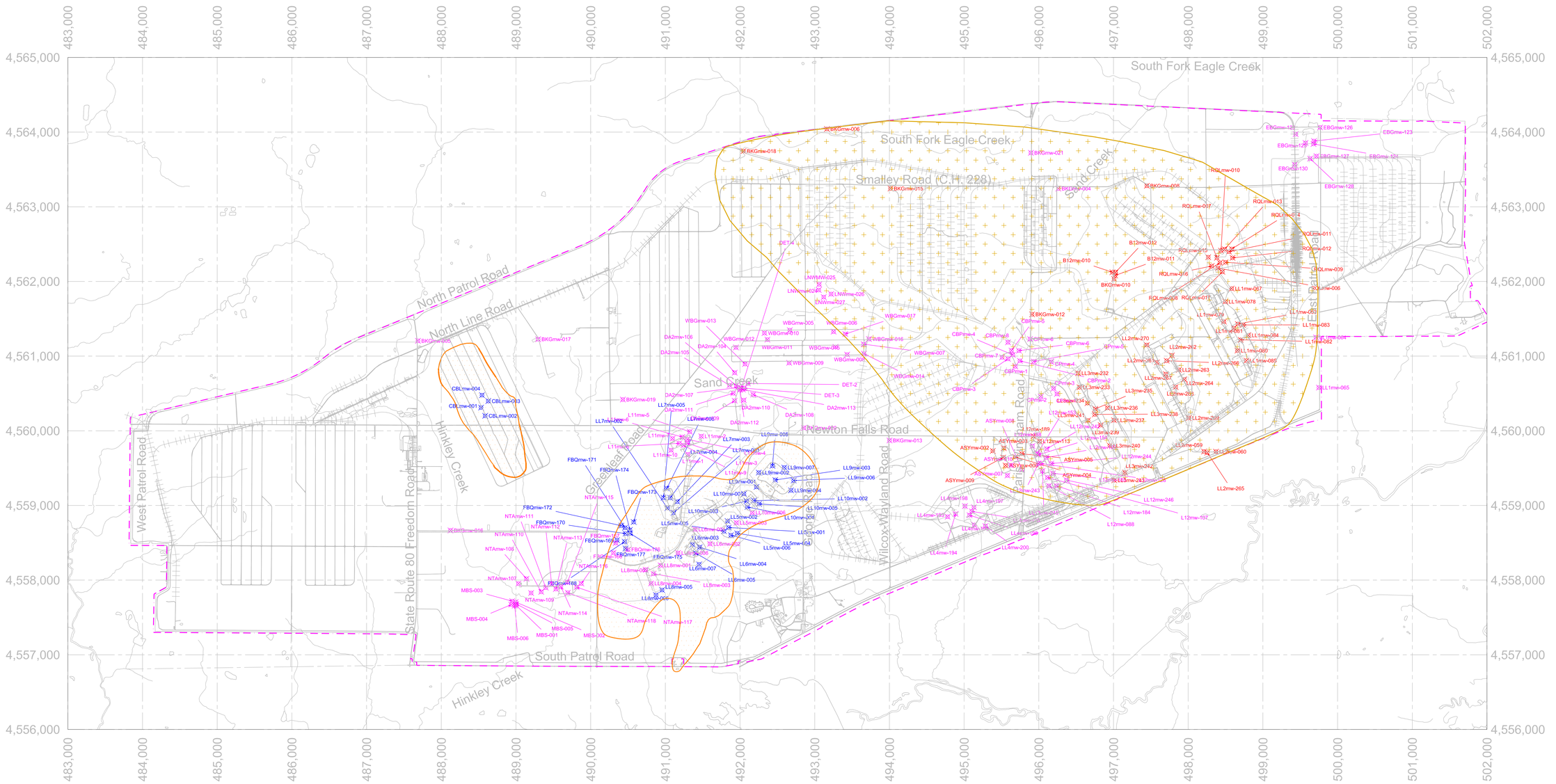

LEGEND

- UNCONSOLIDATED WELL
- HOMEWOOD MEMBER WELL
- SHARON MEMBER WELL
- PROPERTY LINE
- HOMEWOOD MEMBER
- SHARON MEMBER

0 50 1000

SCALE (METERS)

N

COORDINATE SYSTEM UTM NAD 83 ZONE 17

ENVIRONMENTAL QUALITY MANAGEMENT, INC.
1800 CARILLON BLVD.
CINCINNATI, OHIO 45240
P (513)825-7500
F (513)825-7495

REV	DESCRIPTION	DATE	APPROVED

REVISIONS

DRAWN	D.TOMO	10/22/07
CHECKED		
APPROVED		

SCALE: NONE

MONITORING WELLS AT RVAAP

ORIGINAL SIZE	PROJECT NO.	DWG NO.	REV
E	030240.0006	PLATE 1	0

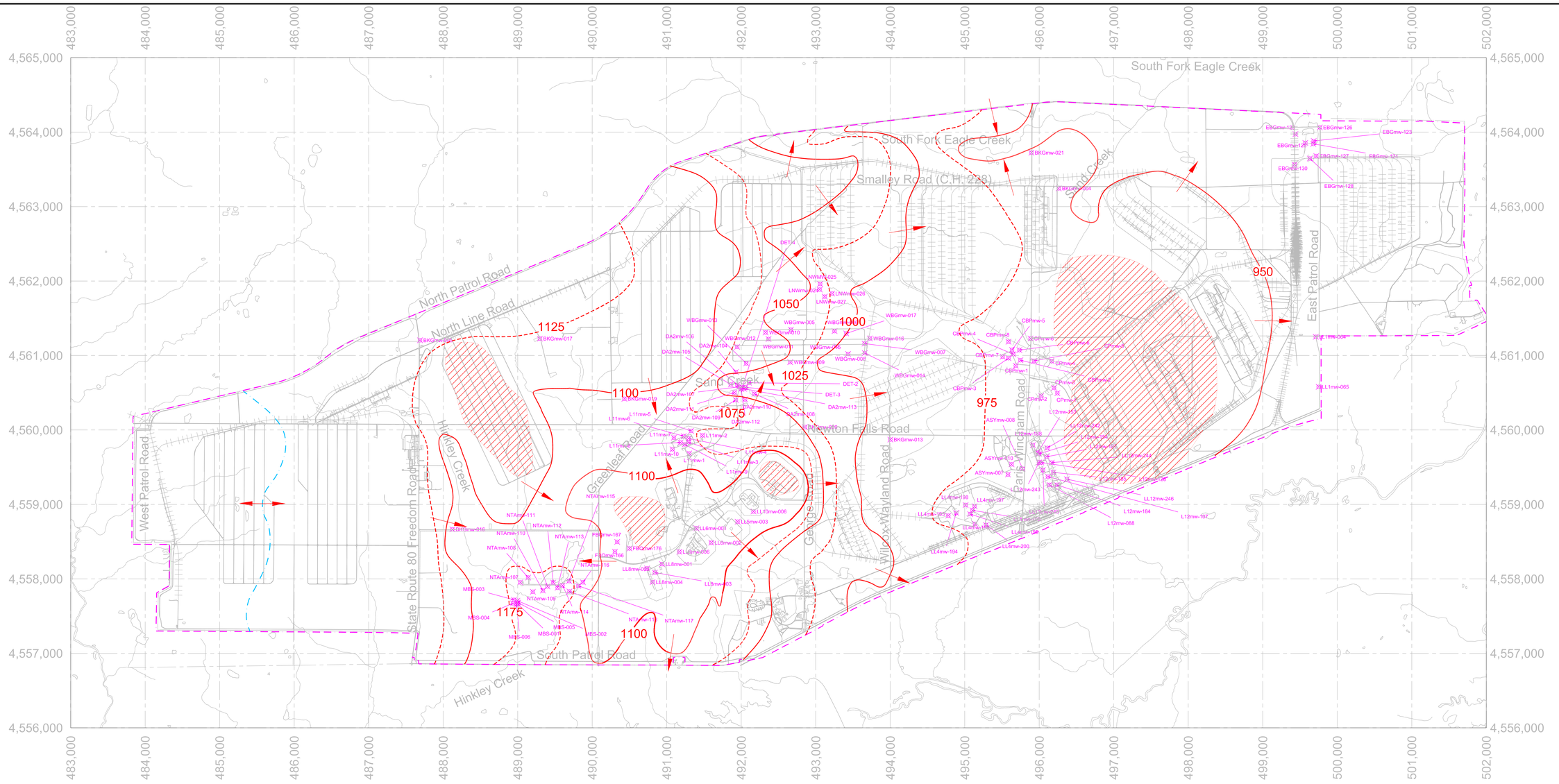

WELL ID	ELEVATION (ft,amsl)
ASYmw-007	968.36
ASYmw-008	972.76
ASYmw-010	967.73
BKGmw-004	952.87
BKGmw-005	1136.95
BKGmw-013	975.97
BKGmw-016	1092.82
BKGmw-017	1113.97
BKGmw-019	1089.63
BKGmw-020	1054.64
BKGmw-021	954.99
CBPmw-1	961.17
CBPmw-2	958.95
CBPmw-3	959.89
CBPmw-4	958.81
CBPmw-5	958.11
CBPmw-6	958.32
CBPmw-7	958.22
CBPmw-8	956.11
CPmw-1	968.44
CPmw-2	967.86
CPmw-3	969.48
CPmw-4	967.70
CPmw-5	961.02
CPmw-6	955.95
DA2mw-104	1052.19
DA2mw-105	1041.64
DA2mw-106	1038.12
DA2mw-107	1033.22
DA2mw-108	1025.69
DA2mw-109	1053.92
DA2mw-110	1051.29
DA2mw-111	1037.45

WELL ID	ELEVATION (ft,amsl)
DA2mw-112	1029.36
DA2mw-113	1028.32
DET-1B	1041.10
DET-2	1028.16
DET-3	1026.97
DET-4	1027.57
EBGmw-123	936.01
EBGmw-124	935.86
EBGmw-125	935.67
EBGmw-126	936.32
EBGmw-127	936.15
EBGmw-128	935.91
EBGmw-129	936.01
EBGmw-130	935.43
FBQmw-166	1102.53
FBQmw-167	1109.69
FBQmw-176	1120.80
L12mw-088	973.03
L12mw-107	969.02
L12mw-128	967.24
L12mw-153	970.30
L12mw-154	968.66
L12mw-18 2	971.30
L12mw-184	968.89
L12mw-185	970.68
L12mw-187	968.02
L12mw-188	972.98
LL10mw-006	1108.96
LL11mw-1	1086.45
LL11mw-10	1074.86
LL11mw-2	1073.95
LL11mw-3	1084.07
LL11mw-4	1080.43

WELL ID	ELEVATION (ft,amsl)
LL11mw-5	1067.76
LL11mw-6	1077.25
LL11mw-7	1065.61
LL11mw-8	1082.04
LL11mw-9	1084.41
LL12mw-242	969.40
LL12mw-243	970.86
LL12mw-244	968.07
LL12mw-245	970.92
LL12mw-246	966.42
LL1mw-064	931.24
LL1mw-065	929.82
LL4mw-193	972.69
LL4mw-194	973.07
LL4mw-195	970.92
LL4mw-196	970.43
LL4mw-197	970.36
LL4mw-198	972.68
LL4mw-199	969.06
LL4mw-200	969.54
LL5mw-003	1106.36
LL6mw-001	1107.79
LL6mw-002	1106.64
LL6mw-006	1108.18
LL8mw-001	1107.67
LL8mw-002	1103.16
LL8mw-003	1103.54
LL8mw-004	1101.81
LNWmw-024	1023.11
LNWmw-025	1023.37
LNWmw-026	1015.08
LNWmw-027	1016.99
MBS-001	1064.11

WELL ID	ELEVATION (ft,amsl)
MBS-002	1064.70
MBS-003	1065.22
MBS-004	1064.51
MBS-005	1064.07
MBS-006	1064.03
NTAmw-107	1067.00
NTAmw-108	1067.28
NTAmw-109	1067.11
NTAmw-110	1067.42
NTAmw-111	1074.39
NTAmw-112	1068.35
NTAmw-113	1067.57
NTAmw-114	1070.71
NTAmw-115	1073.20
NTAmw-116	1086.31
NTAmw-117	1077.98
NTAmw-118	1070.85
WBGmw-005	1046.38
WBGmw-006	1004.41
WBGmw-007	981.64
WBGmw-008	991.83
WBGmw-009	1031.49
WBGmw-010	1060.07
WBGmw-011	1060.11
WBGmw-012	1054.90
WBGmw-013	1059.04
WBGmw-014	978.88
WBGmw-015	996.77
WBGmw-016	978.30
WBGmw-017	995.58

0 50 1000

SCALE (METERS)

LEGEND

- UNCONSOLIDATED WELL
- PROPERTY LINE
- 1100 / 1075 — LINE OF EQUAL GROUNDWATER ELEVATION (ft,amsl) (INTERMEDIATE DASHED)
- GROUNDWATER DIRECTION
- UNCONSOLIDATED AQUIFER MISSING
- INFERRED GROUNDWATER DIVIDE

N

COORDINATE SYSTEM UTM NAD 83 ZONE 17

ENVIRONMENTAL QUALITY MANAGEMENT, INC.
1800 CARILLON BLVD.
CINCINNATI, OHIO 45240
P (513)825-7500
F (513)825-7495

REV	DESCRIPTION	DATE	APPROVED

REVISIONS

DRAWN	D.TOMO	11/25/07
CHECKED	W.THOMPSON	11/29/07
APPROVED		

SCALE: NONE

POTENTIOMETRIC SURFACE OF UNCONSOLIDATED AQIFA (OCT. 2007)

ORIGINAL SIZE	PROJECT NO.	DWG NO.	REV
E	030240.0006	PLATE 2	0

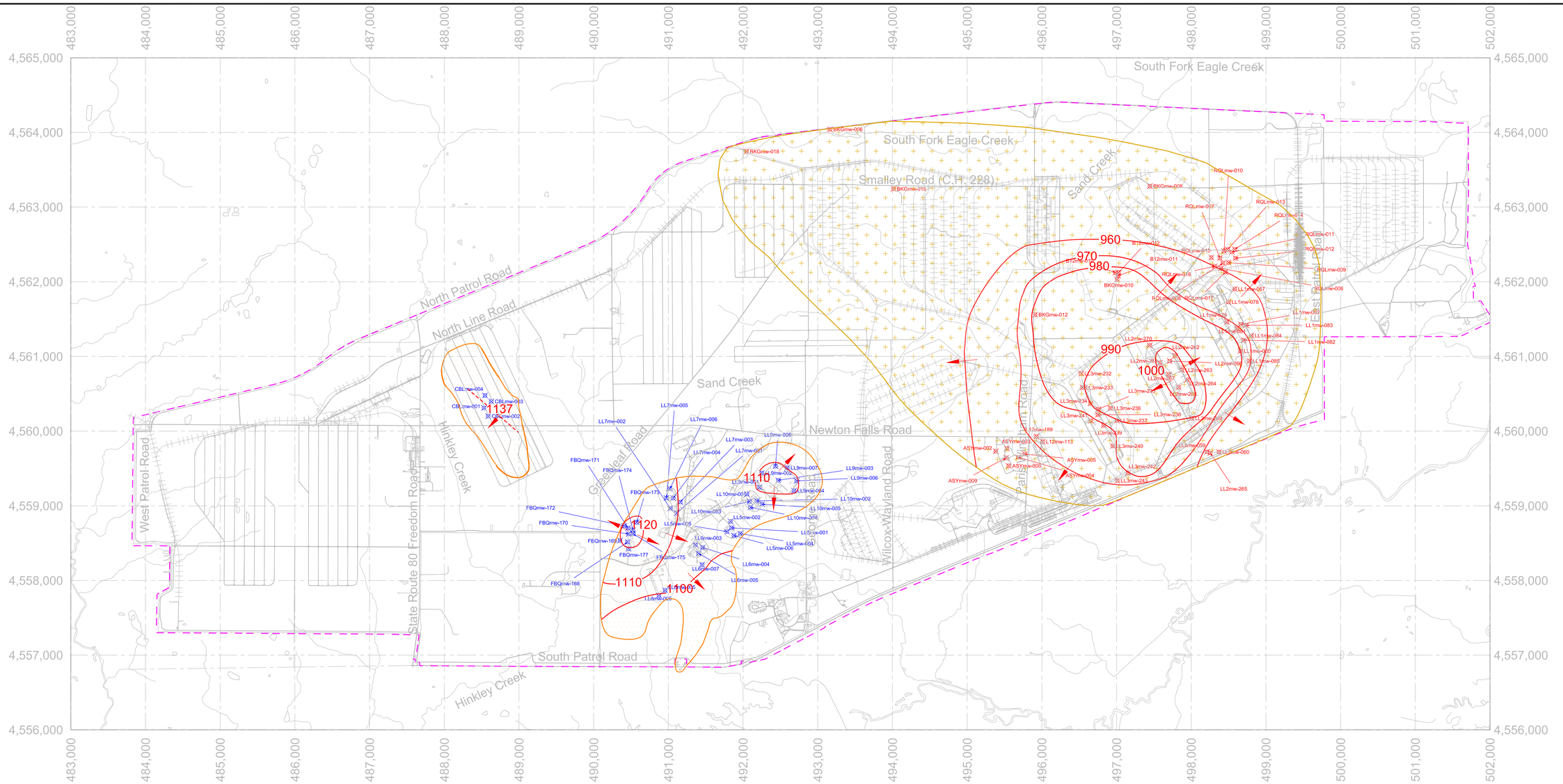

HOMEWOOD MEMBER WELLS

Well ID	ELEVATION (ft,amsl)
CBLmw-001	1136.55
CBLmw-002	1136.21
CBLmw-003	1137.36
CBLmw-004	1137.44
FBQmw-168	1120.63
FBQmw-169	1112.22
FBQmw-170	1122.45
FBQmw-171	1122.81
FBQmw-172	1121.95
FBQmw-173	1122.64
FBQmw-174	1121.83
FBQmw-175	1121.88
FBQmw-177	1112.87
LL10mw-001	1106.56
LL10mw-002	1107.71
LL10mw-003	1108.55
LL10mw-004	1107.10
LL10mw-005	1108.12
LL5mw-001	1106.18
LL5mw-002	1106.20
LL5mw-004	1106.11
LL5mw-005	1106.17
LL5mw-006	1106.17
LL6mw-003	1107.51
LL6mw-004	1106.78
LL6mw-005	1106.98
LL6mw-007	1106.41
LL7mw-001	1107.44
LL7mw-002	1110.84

Well ID	ELEVATION (ft,amsl)
LL7mw-003	1107.70
LL7mw-004	1109.71
LL7mw-005	1112.08
LL7mw-006	1110.32
LL8mw-005	1099.94
LL8mw-006	1095.93
LL9mw-001	1117.21
LL9mw-002	1110.36
LL9mw-003	1121.13
LL9mw-004	1109.26
LL9mw-005	1112.42
LL9mw-006	1108.68
LL9mw-007	1108.56

SHARON MEMBER WELLS

Well ID	ELEVATION (ft,amsl)
ASYmw-001	967.51
ASYmw-002	969.22
ASYmw-003	967.70
ASYmw-004	968.11
ASYmw-005	969.03
ASYmw-006	967.89
ASYmw-009	968.35
B12mw-010	985.29
B12mw-011	983.68
B12mw-012	983.87
BKGmw-006	1005.70
BKGmw-008	953.70
BKGmw-010	984.93
BKGmw-012	987.79
BKGmw-015	988.87
BKGmw-018	1029.16
L12mw-113	972.06
L12mw-18 3	968.42
L12mw-18 6	971.02
L12mw-189	970.36
LL1mw-063	967.10
LL1mw-067	961.11
LL1mw-078	963.60
LL1mw-079	965.58
LL1mw-080	981.97
LL1mw-081	966.87
LL1mw-082	974.67
LL1mw-083	961.68
LL1mw-084	967.30
LL1mw-085	961.65

Well ID	ELEVATION (ft,amsl)
LL2mw-059	952.79
LL2mw-060	950.66
LL2mw-261	1003.30
LL2mw-262	1001.28
LL2mw-263	1000.04
LL2mw-264	1001.73
LL2mw-265	950.76
LL2mw-266	1001.78
LL2mw-267	1000.91
LL2mw-268	1001.08
LL2mw-269	992.13
LL2mw-270	998.65
LL3mw-232	977.08
LL3mw-233	977.36
LL3mw-234	995.57
LL3mw-235	988.11
LL3mw-236	991.04
LL3mw-237	985.77
LL3mw-238	989.47
LL3mw-239	976.39
LL3mw-240	978.59
LL3mw-241	979.68
LL3mw-242	980.42
LL3mw-243	972.80
RQLmw-006	960.05
RQLmw-007	957.81
RQLmw-008	958.11
RQLmw-009	957.85
RQLmw-010	955.26
RQLmw-011	953.06

Well ID	ELEVATION (ft,amsl)
RQLmw-012	954.11
RQLmw-013	953.84
RQLmw-014	951.97
RQLmw-015	958.94
RQLmw-016	960.97
RQLmw-017	960.58

0 50 1000

SCALE (METERS)

LEGEND

- HOMEWOOD MEMBER WELL
- SHARON MEMBER WELL
- PROPERTY LINE
- 1100 — LINE OF EQUAL GROUNDWATER ELEVATION (ft,amsl) (INTERMEDIATE DASHED)
- 1075 ------
- GROUNDWATER DIRECTION
- HOMEWOOD MEMBER
- SHARON MEMBER

N

COORDINATE SYSTEM UTM NAD 83 ZONE 17

ENVIRONMENTAL QUALITY MANAGEMENT, INC.
1800 CARILLON BLVD.
CINCINNATI, OHIO 45240
P (513)825-7500
F (513)825-7495

REV	DESCRIPTION	DATE	APPROVED

REVISIONS

DRAWN	D.TOMO	11/25/07
CHECKED	W.THOMPSON	11/29/07
APPROVED		

SCALE: NONE

POTENTIOMETRIC SURFACE OF BEDROCK -HOMEWOOD AND SHARON (OCT. 2007)

ORIGINAL SIZE	PROJECT NO.	DWG NO.	REV
E	030240.0006	PLATE 3	0