APPENDIX C

ANALYTICAL RESULTS, LABORATORY ANALYTICAL REPORTS, AND CHAIN OF CUSTODY FORMS

PART 14
ANALYTICAL REPORT
240-21987-1

(Note—To be provided on disc only)

ANALYTICAL REPORT

Job Number: 240-21987-1

Job Description: RVAAP - ECC

For:
Environmental Chemical Corp.
33 Boston Post Road West
Suite 40
Marlborough, MA 01752

Attention: Mr. Al Easterday

Approved for release.
Mark J Loeb
Project Manager II
4/4/2013 5:44 PM

Mark J Loeb
Project Manager II
mark.loeb@testamericainc.com
04/04/2013

TestAmerica Laboratories, Inc.
TestAmerica Canton 4101 Shuffel Street NW, North Canton, OH 44720
Tel (330) 497-9396 Fax (330) 497-0772 www.testamericainc.com

Table of Contents

Table of Contents

Table of Contents

Table of Contents

Table of Contents

Table of Contents

Table of Contents

CASE NARRATIVE

Client: Environmental Chemical Corp.

Project: RVAAP - ECC

Report Number: 240-21987-1

With the exceptions noted as flags or footnotes, standard analytical protocols were followed in the analysis of the samples and no problems were encountered or anomalies observed. In addition all laboratory quality control samples were within established control limits, with any exceptions noted below. Each sample was analyzed to achieve the lowest possible reporting limit within the constraints of the method. In some cases, due to interference or analytes present at high concentrations, samples were diluted. For diluted samples, the reporting limits are adjusted relative to the dilution required.

The 353.2 Nitrocellulose, 8330 Nitroguanidine, and 8330B Explosives analysis were performed at the TestAmerica Sacramento Laboratory. The 6020 Metals analysis was performed at the TestAmerica Pittsburgh Laboratory.

Calculations are performed before rounding to avoid round-off errors in calculated results.

All holding times were met and proper preservation noted for the methods performed on these samples, unless otherwise detailed in the individual sections below.

TestAmerica utilizes USEPA approved methods and DOD QSM, where applicable, in all analytical work. The samples presented in this report were analyzed for the parameter(s) listed on the analytical methods summary page in accordance with the method(s) indicated. A summary of QC data for these analyses is included at the back of the report.

TestAmerica Canton attests to the validity of the laboratory data generated by TestAmerica facilities reported herein. All analyses performed by TestAmerica facilities were done using established laboratory SOPs that incorporate QA/QC procedures described in the applicable methods. TestAmerica's operations groups have reviewed the data for compliance with the laboratory QA/QC plan, and data have been found to be compliant with laboratory protocols unless otherwise noted below.

All solid sample results are reported on an "as received" basis unless otherwise indicated by the presence of a % solids value in the method header.

This laboratory report is confidential and is intended for the sole use of TestAmerica and its client.

All parameters for which TestAmerica North Canton has certification were evaluated to the limit of detection (LOD) and include qualified results where applicable. Parameters not certified under QSM, if any, were evaluated to the detection limit (DL) and include qualified results where applicable.

The sample(s) that contain constituents flagged with U are undetected. The result associated with this flag is the limit of detection (LOD).

RECEIPT

The samples were received on 03/14/2013; the samples arrived in good condition, properly preserved and on ice. The temperature of the cooler at receipt was 2.4 C.

VOLATILE ORGANIC COMPOUNDS (GC-MS)

Samples 079-0007-0001-SOURCEWATER (240-21987-1) and 079-0008-0001-TB TRIP BLANK (240-21987-2) were analyzed for volatile organic compounds (GC-MS) in accordance with EPA SW-846 Method 8260B DoD. The samples were analyzed on 03/28/2013.

Methylene Chloride was detected in method blank MB 240-79725/6 at a level that was above the method detection limit but below the reporting limit. The value should be considered an estimate, and has been flagged “J”. If the associated sample reported a result above the MDL and/or RL, the result has been “B” flagged. Refer to the QC report for details.

2-Butanone (MEK), 4-Methyl-2-pentanone (MIBK), Acetone and Bromoform failed the recovery criteria low for MRL 240-79725/14. Chloromethane, Methylene Chloride and Vinyl chloride failed the recovery criteria high. 2-Butanone (MEK) failed the recovery criteria low for MRL 240-79725/5. Carbon tetrachloride and Methylene Chloride failed the recovery criteria high. Refer to the QC report for details.

The continuing calibration verification (CCV) for Carbon tetrachloride associated with batch 79725 recovered above the upper control limit. The samples associated with this CCV were non-detects for the affected analytes; therefore, the data have been reported.

No other difficulties were encountered during the VOCs analyses. All other quality control parameters were within the acceptance limits.

SEMIVOLATILE ORGANIC COMPOUNDS (GC-MS)

Sample 079-0007-0001-SOURCEWATER (240-21987-1) was analyzed for semivolatile organic compounds (GC-MS) in accordance with

EPA SW-846 Method 8270C. The samples were prepared on 03/15/2013 and analyzed on 03/28/2013.

Surrogates are added during the extraction process prior to dilution. When the sample is diluted, surrogate recoveries are diluted out and no corrective action is required.

Bis(2-ethylhexyl) phthalate was detected in method blank MB 240-78456/17-A at a level that was above the method detection limit but below the reporting limit. The value should be considered an estimate, and has been flagged "J". If the associated sample reported a result above the MDL and/or RL, the result has been "B" flagged. Refer to the QC report for details.

The independent calibration (ICV) associated with DOD job 21987 exceeded control criteria for several analytes. This standard has many acid analytes recovered between 70-80%; below the 80% acceptance limit. Because the laboratory is currently transitioning to different standard sources a new (more compliant) independent second is not yet available. The data have been qualified and reported.

Insufficient sample volume was available to perform a matrix spike/matrix spike duplicate (MS/MSD) associated with batch 78456, 8270.

No other difficulties were encountered during the SVOCs analysis. All other quality control parameters were within the acceptance limits.

GASOLINE RANGE ORGANICS (GRO)

Samples 079-0007-0001-SOURCEWATER (240-21987-1) and 079-0009-0001-TB TRIP BLANK (240-21987-3) were analyzed for gasoline range organics (GRO) in accordance with EPA SW-846 Method 8015B - GRO DoD. The samples were analyzed on 03/23/2013.

C6-C12 was detected in method blank MB 240-79100/38 at a level exceeding the reporting limit. If the associated sample reported a result above the MDL and/or RL, the result has been "B" flagged. Refer to the QC report for details.

Trifluorotoluene (Surr) failed the surrogate recovery criteria low for MRL 240-79100/45. Refer to the QC report for details.

C6-C12 failed the recovery criteria high for MRL 240-79100/37. C6-C12 failed the recovery criteria high for MRL 240-79100/45. Refer to the QC report for details.

The method reporting limit (MRL) for C6-C12 associated with batch 79100 recovered above the upper control limit. The samples associated with this MRL were non-detects for the affected analytes; therefore, the data have been reported.079-0007-0001-SOURCEWATER (240-21987-1), 079-0009-0001-TB TRIP BLANK (240-21987-3).

The Total Petroleum Hydrocarbon - Gasoline Range Organics (TPH GRO) analysis is performed using a Gas Chromatography Flame Ionization Detector (GC FID). The FID measures electrical current generated as carbon containing compounds are burned. An FID is considered a non-selective detector. The TPH GRO method measures any signals generated over a specific carbon range. Standard ranges are C6-C10 or C6-C12 dependent on client/regulatory requirements. Quantitation is based on the summation of peak areas within a carbon range. Because the FID is non-selective, any carbon compound that elutes within the carbon range is included in the quantitation. It is not uncommon to have a low level detection as estimated values due to the non-specificity of the FID Detector.

No other difficulties were encountered during the GRO analyses. All other quality control parameters were within the acceptance limits.

NITROGUANIDINE (HPLC)

Sample 079-0007-0001-SOURCEWATER (240-21987-1) was analyzed for nitroguanidine (HPLC) in accordance with EPA SW-846 Method 8330_Ngu. The samples were prepared on 03/19/2013 and analyzed on 03/21/2013 and 03/22/2013.

No difficulties were encountered during the explosives analysis. All quality control parameters were within the acceptance limits.

DIESEL RANGE ORGANICS (DRO)

Sample 079-0007-0001-SOURCEWATER (240-21987-1) was analyzed for diesel range organics (DRO) in accordance with EPA SW-846 Method 8015B - DRO DoD. The samples were prepared on 03/18/2013 and analyzed on 03/21/2013.

Insufficient sample volume was available to perform a matrix spike/matrix spike duplicate (MS/MSD) associated with batch 78624, 8015.

No other difficulties were encountered during the DRO analysis. All quality control parameters were within the acceptance limits.

CHLORINATED PESTICIDES

Sample 079-0007-0001-SOURCEWATER (240-21987-1) was analyzed for chlorinated pesticides in accordance with EPA SW-846 Method 8081A DoD. The samples were prepared on 03/19/2013 and analyzed on 03/21/2013.

Insufficient sample volume was available to perform a matrix spike/matrix spike duplicate (MS/MSD) associated with batch 78726, 8081.

The continuing calibration verification (CCV) and method reporting limit standard (MRL) for methoxychlor associated with batch 79056 recovered above the upper control limit on the primary column. The confirmation column met criteria and the samples associated with this CCV were non-detects for the affected analytes; therefore, the data have been reported.

No other difficulties were encountered during the pesticides analysis. All quality control parameters were within the acceptance limits.

POLYCHLORINATED BIPHENYLS (PCBS)

Sample 079-0007-0001-SOURCEWATER (240-21987-1) was analyzed for polychlorinated biphenyls (PCBs) in accordance with EPA SW-846 Method 8082 DOD. The samples were prepared on 03/19/2013 and analyzed on 03/27/2013.

This method incorporates the use of second column confirmation. Corrective action for unacceptable percent recovery is not taken for surrogate or spike compounds unless the results from both columns are outside criteria. Any results which fall outside criteria are qualified and reported.

The confirmation column opening CCV and MRL for this sample failed high. Since the sample was ND no corrective action is required.

No other difficulties were encountered during the PCBs analysis. All quality control parameters were within the acceptance limits.

CHLORINATED HERBICIDES

Sample 079-0007-0001-SOURCEWATER (240-21987-1) was analyzed for chlorinated herbicides in accordance with EPA SW-846 Method 8151A DoD. The samples were prepared on 03/18/2013 and analyzed on 03/22/2013.

2,4,5-T and Dichlorprop failed the recovery criteria high for LCS 240-78626/4-A. Refer to the QC report for details.

The opening and closing MRL failed low for MCPA and MCPP. The low bias of the standard is due to the quadratic curve used to calibrate for these two compounds.

The laboratory control sample (LCS) for batch prep 78626 exceeded control limits for the following analytes: Dichloroprop and 2,4,5-T. These analytes were biased high in the LCS and were not detected in the associated samples; therefore, the data have been reported. (LCS 240-78626/4-A).

Insufficient sample volume was available to perform a matrix spike/matrix spike duplicate (MS/MSD) associated with batch 78626. 8151.

No other difficulties were encountered during the herbicides analysis. All other quality control parameters were within the acceptance limits.

NITROAROMATICS AND NITRAMINES (HPLC)

Sample 079-0007-0001-SOURCEWATER (240-21987-1) was analyzed for Nitroaromatics and Nitramines (HPLC) in accordance with EPA SW-846 Method 8330B. The samples were prepared on 03/19/2013 and analyzed on 03/21/2013.

Insufficient sample volume was available to perform a matrix spike/matrix spike duplicate (MS/MSD) associated with batch 320-12565.

No other difficulties were encountered during the explosives analysis. All quality control parameters were within the acceptance limits.

TOTAL RECOVERABLE METALS (ICPMS)

Sample 079-0007-0001-SOURCEWATER (240-21987-1) was analyzed for total recoverable metals (ICPMS) in accordance with EPA SW-846 Method 6020 DoD. The samples were prepared on 03/18/2013 and analyzed on 04/01/2013.

ICB, CCB, and ICSA samples are evaluated using the lowest LOD and DL criteria in LIMS. Using this criteria, an individual element may occasionally be flagged as out of control. If the element has a higher LOD or DL, the data is evaluated to the higher limit and determined to be acceptable.

Several analytes were detected in method blank MB 180-66565/1-A at levels that were above the method detection limit but below the reporting limit. The values should be considered estimates, and have been flagged “J”. If the associated sample reported a result above the MDL and/or RL, the result has been “B” flagged. Refer to the QC report for details.

The interference check standard solution (ICSA) associated with batch 66565 showed results for one or more elements at a level greater than the limit of detection (LOD). It is believed that the solution contains trace impurities of this element / these elements and the results are not due to matrix interference. These results are consistent with those found by the manufacturer of the ICSA solution.

The method blank associated with batch 66565 contained sodium greater than one-half the reporting limit (RL). All associated samples had sodium conentrations > 10x the method blank concentration.

No other difficulties were encountered during the metals analysis. All other quality control parameters were within the acceptance limits.

HEXAVALENT CHROMIUM

Sample 079-0007-0001-SOURCEWATER (240-21987-1) was analyzed for hexavalent chromium in accordance with EPA SW-846 Method 7196A. The samples were analyzed on 03/14/2013.

No difficulties were encountered during the hexavalent chromium analysis. All quality control parameters were within the acceptance limits.

TOTAL MERCURY - DOD

Sample 079-0007-0001-SOURCEWATER (240-21987-1) was analyzed for Total Mercury - DOD in accordance with EPA SW-846 Method 7470A. The samples were prepared on 03/15/2013 and analyzed on 03/18/2013.

No difficulties were encountered during the mercury analysis. All quality control parameters were within the acceptance limits.

NITROCELLULOSE

Sample 079-0007-0001-SOURCEWATER (240-21987-1) was analyzed for Nitrocellulose in accordance with EPA Method 353.2. The samples were prepared and analyzed on 03/25/2013.

No difficulties were encountered during the Nitrocellulose analysis. All quality control parameters were within the acceptance limits.

GC/MS SEMI VOA MANUAL INTEGRATION SUMMARY

Lab Name: TestAmerica Canton Job No.: 240-21987-1

SDG No.:

Instrument ID: A4HP7 Analysis Batch Number: 79445

Lab Sample ID: STD5 240-79445/2 IC Client Sample ID:

Date Analyzed: 03/26/13 09:55 Lab File ID: 30326002.D GC Column: RXI-5SILMS ID: 0.45(mm)

COMPOUND NAME	RETENTION TIME	MANUAL INTEGRATION		
		REASON	ANALYST	DATE
1,4-Dioxane	2.36	Poor Chromatography	gruberj	03/26/13 10:52

Lab Sample ID: STD4 240-79445/3 IC Client Sample ID:

Date Analyzed: 03/26/13 10:18 Lab File ID: 30326003.D GC Column: RXI-5SILMS ID: 0.45(mm)

COMPOUND NAME	RETENTION TIME	MANUAL INTEGRATION		
		REASON	ANALYST	DATE
1,4-Dioxane	2.36	Poor Chromatography	gruberj	03/26/13 10:54

Lab Sample ID: STD3 240-79445/4 IC Client Sample ID:

Date Analyzed: 03/26/13 10:42 Lab File ID: 30326004.D GC Column: RXI-5SILMS ID: 0.45(mm)

COMPOUND NAME	RETENTION TIME	MANUAL INTEGRATION		
		REASON	ANALYST	DATE
1,4-Dioxane	2.35	Poor Chromatography	gruberj	03/26/13 11:11

Lab Sample ID: STD2 240-79445/5 IC Client Sample ID:

Date Analyzed: 03/26/13 11:06 Lab File ID: 30326005.D GC Column: RXI-5SILMS ID: 0.45(mm)

COMPOUND NAME	RETENTION TIME	MANUAL INTEGRATION		
		REASON	ANALYST	DATE
1,4-Dioxane	2.36	Poor Chromatography	gruberj	03/26/13 11:29
Pyridine	2.88	Poor Chromatography	gruberj	03/26/13 11:29
Ethyl methacrylate	3.56	Poor Chromatography	gruberj	03/26/13 11:29

GC/MS SEMI VOA MANUAL INTEGRATION SUMMARY

Lab Name: TestAmerica Canton Job No.: 240-21987-1

SDG No.:

Instrument ID: A4HP7 Analysis Batch Number: 79445

Lab Sample ID: STD1 240-79445/6 IC Client Sample ID:

Date Analyzed: 03/26/13 11:30 Lab File ID: 30326006.D GC Column: RXI-5SILMS ID: 0.45(mm)

COMPOUND NAME	RETENTION TIME	MANUAL INTEGRATION		
		REASON	ANALYST	DATE
Indeno[1,2,3-cd]pyrene	16.17	Poor Chromatography	gruberj	03/26/13 12:47
Dibenz(a,h)anthracene	16.20	Poor Chromatography	gruberj	03/26/13 12:47
Benzo[g,h,i]perylene	16.63	Poor Chromatography	gruberj	03/26/13 12:47

Lab Sample ID: STD9 240-79445/7 IC Client Sample ID:

Date Analyzed: 03/26/13 11:53 Lab File ID: 30326007.D GC Column: RXI-5SILMS ID: 0.45(mm)

COMPOUND NAME	RETENTION TIME	MANUAL INTEGRATION		
		REASON	ANALYST	DATE
1,4-Dioxane	2.36	Poor Chromatography	gruberj	03/26/13 12:49

Lab Sample ID: STD8 240-79445/8 IC Client Sample ID:

Date Analyzed: 03/26/13 12:17 Lab File ID: 30326008.D GC Column: RXI-5SILMS ID: 0.45(mm)

COMPOUND NAME	RETENTION TIME	MANUAL INTEGRATION		
		REASON	ANALYST	DATE
1,4-Dioxane	2.36	Poor Chromatography	gruberj	03/26/13 12:50

Lab Sample ID: ICV 240-79445/12 Client Sample ID:

Date Analyzed: 03/26/13 13:52 Lab File ID: 30326012.D GC Column: RXI-5SILMS ID: 0.45(mm)

COMPOUND NAME	RETENTION TIME	MANUAL INTEGRATION		
		REASON	ANALYST	DATE
1,4-Dioxane	2.36	Poor Chromatography	gruberj	03/26/13 14:21

GC/MS SEMI VOA MANUAL INTEGRATION SUMMARY

Lab Name: TestAmerica Canton Job No.: 240-21987-1

SDG No.:

Instrument ID: A4HP7 Analysis Batch Number: 79745

Lab Sample ID: CCV 240-79745/2 Client Sample ID:

Date Analyzed: 03/28/13 11:18 Lab File ID: 30328002.D GC Column: RXI-5SILMS ID: 0.45(mm)

COMPOUND NAME	RETENTION TIME	MANUAL INTEGRATION		
		REASON	ANALYST	DATE
1,4-Dioxane	2.32	Poor Chromatography	gruberj	03/28/13 12:28

GC SEMI VOA MANUAL INTEGRATION SUMMARY

Lab Name: TestAmerica Canton Job No.: 240-21987-1

SDG No.:

Instrument ID: A2HP3 Analysis Batch Number: 78295

Lab Sample ID: STD 240-78295/15 ICRT Client Sample ID:

Date Analyzed: 03/14/13 15:00 Lab File ID: P3031415.D GC Column: CLP-1 ID: 0.53(mm)

COMPOUND NAME	RETENTION TIME	MANUAL INTEGRATION		
		REASON	ANALYST	DATE
alpha-Chlordane	7.70	Baseline Event	shockr	03/14/13 15:41

Lab Sample ID: STD 240-78295/20 IC Client Sample ID:

Date Analyzed: 03/14/13 16:40 Lab File ID: P3031420.D GC Column: CLP-1 ID: 0.53(mm)

COMPOUND NAME	RETENTION TIME	MANUAL INTEGRATION		
		REASON	ANALYST	DATE
Toxaphene Peak 1	10.39	Baseline Event	shockr	03/15/13 07:29
Toxaphene Peak 2	10.73	Baseline Event	shockr	03/15/13 07:29
Toxaphene Peak 3	10.88	Baseline Event	shockr	03/15/13 07:29
Toxaphene Peak 4	11.29	Baseline Event	shockr	03/15/13 07:29
Toxaphene Peak 5	11.56	Baseline Event	shockr	03/15/13 07:29

Lab Sample ID: STD 240-78295/20 IC Client Sample ID:

Date Analyzed: 03/14/13 16:40 Lab File ID: P3031420.D GC Column: CLP-2 ID: 0.53(mm)

COMPOUND NAME	RETENTION TIME	MANUAL INTEGRATION		
		REASON	ANALYST	DATE
Toxaphene Peak 1	10.53	Baseline Event	shockr	03/15/13 07:29
Toxaphene Peak 2	11.12	Baseline Event	shockr	03/15/13 07:29
Toxaphene Peak 3	11.53	Baseline Event	shockr	03/15/13 07:29
Toxaphene Peak 4	12.28	Unspecified	shockr	03/15/13 07:34
Toxaphene Peak 5	12.84	Unspecified	shockr	03/15/13 07:34

GC SEMI VOA MANUAL INTEGRATION SUMMARY

Lab Name: TestAmerica Canton Job No.: 240-21987-1

SDG No.:

Instrument ID: A2HP3 Analysis Batch Number: 78295

Lab Sample ID: STD 240-78295/21 IC Client Sample ID:

Date Analyzed: 03/14/13 17:00 Lab File ID: P3031421.D GC Column: CLP-1 ID: 0.53(mm)

COMPOUND NAME	RETENTION TIME	MANUAL INTEGRATION		
		REASON	ANALYST	DATE
Toxaphene Peak 1	10.39	Baseline Event	shockr	03/15/13 07:33
Toxaphene Peak 2	10.73	Baseline Event	shockr	03/15/13 07:33
Toxaphene Peak 3	10.88	Baseline Event	shockr	03/15/13 07:33
Toxaphene Peak 4	11.29	Baseline Event	shockr	03/15/13 07:33
Toxaphene Peak 5	11.56	Baseline Event	shockr	03/15/13 07:33

Lab Sample ID: STD 240-78295/22 IC Client Sample ID:

Date Analyzed: 03/14/13 17:20 Lab File ID: P3031422.D GC Column: CLP-1 ID: 0.53(mm)

COMPOUND NAME	RETENTION TIME	MANUAL INTEGRATION		
		REASON	ANALYST	DATE
Toxaphene Peak 1	10.39	Baseline Event	shockr	03/15/13 07:28
Toxaphene Peak 2	10.73	Baseline Event	shockr	03/15/13 07:28
Toxaphene Peak 3	10.88	Baseline Event	shockr	03/15/13 07:28
Toxaphene Peak 4	11.29	Baseline Event	shockr	03/15/13 07:28
Toxaphene Peak 5	11.56	Baseline Event	shockr	03/15/13 07:28

Lab Sample ID: STD 240-78295/22 IC Client Sample ID:

Date Analyzed: 03/14/13 17:20 Lab File ID: P3031422.D GC Column: CLP-2 ID: 0.53(mm)

COMPOUND NAME	RETENTION TIME	MANUAL INTEGRATION		
		REASON	ANALYST	DATE
Toxaphene Peak 1	10.53	Baseline Event	shockr	03/15/13 07:28
Toxaphene Peak 2	11.12	Baseline Event	shockr	03/15/13 07:28
Toxaphene Peak 3	11.54	Baseline Event	shockr	03/15/13 07:28
Toxaphene Peak 4	12.28	Unspecified	shockr	03/15/13 07:33
Toxaphene Peak 5	12.84	Unspecified	shockr	03/15/13 07:33

GC SEMI VOA MANUAL INTEGRATION SUMMARY

Lab Name: TestAmerica Canton Job No.: 240-21987-1

SDG No.:

Instrument ID: A2HP3 Analysis Batch Number: 78295

Lab Sample ID: STD 240-78295/24 IC Client Sample ID:

Date Analyzed: 03/14/13 18:00 Lab File ID: P3031424.D GC Column: CLP-1 ID: 0.53(mm)

COMPOUND NAME	RETENTION TIME	MANUAL INTEGRATION		
		REASON	ANALYST	DATE
Toxaphene Peak 1	10.39	Baseline Event	shockr	03/15/13 07:28
Toxaphene Peak 2	10.73	Baseline Event	shockr	03/15/13 07:28
Toxaphene Peak 3	10.88	Baseline Event	shockr	03/15/13 07:28
Toxaphene Peak 4	11.29	Baseline Event	shockr	03/15/13 07:28
Toxaphene Peak 5	11.56	Baseline Event	shockr	03/15/13 07:28

Lab Sample ID: STD 240-78295/24 IC Client Sample ID:

Date Analyzed: 03/14/13 18:00 Lab File ID: P3031424.D GC Column: CLP-2 ID: 0.53(mm)

COMPOUND NAME	RETENTION TIME	MANUAL INTEGRATION		
		REASON	ANALYST	DATE
Toxaphene Peak 1	10.53	Baseline Event	shockr	03/15/13 07:28
Toxaphene Peak 2	11.12	Baseline Event	shockr	03/15/13 07:28
Toxaphene Peak 3	11.53	Baseline Event	shockr	03/15/13 07:28
Toxaphene Peak 4	12.28	Unspecified	shockr	03/15/13 07:34
Toxaphene Peak 5	12.84	Unspecified	shockr	03/15/13 07:34

Lab Sample ID: ICV 240-78295/25 Client Sample ID:

Date Analyzed: 03/14/13 18:20 Lab File ID: P3031425.D GC Column: CLP-1 ID: 0.53(mm)

COMPOUND NAME	RETENTION TIME	MANUAL INTEGRATION		
		REASON	ANALYST	DATE
Toxaphene Peak 1	10.39	Split Peak	shockr	03/15/13 07:45
Toxaphene Peak 2	10.73	Baseline Event	shockr	03/15/13 07:29
Toxaphene Peak 3	10.88	Baseline Event	shockr	03/15/13 07:29
Toxaphene Peak 4	11.29	Baseline Event	shockr	03/15/13 07:29
Toxaphene Peak 5	11.56	Baseline Event	shockr	03/15/13 07:29

GC SEMI VOA MANUAL INTEGRATION SUMMARY

Lab Name: TestAmerica Canton Job No.: 240-21987-1

SDG No.:

Instrument ID: A2HP3 Analysis Batch Number: 78295

Lab Sample ID: ICV 240-78295/25 Client Sample ID:

Date Analyzed: 03/14/13 18:20 Lab File ID: P3031425.D GC Column: CLP-2 ID: 0.53(mm)

COMPOUND NAME	RETENTION TIME	MANUAL INTEGRATION		
		REASON	ANALYST	DATE
Toxaphene Peak 1	10.53	Baseline Event	shockr	03/15/13 07:29
Toxaphene Peak 2	11.12	Baseline Event	shockr	03/15/13 07:29
Toxaphene Peak 3	11.54	Baseline Event	shockr	03/15/13 07:29
Toxaphene Peak 4	12.84	Baseline Event	shockr	03/15/13 07:29
Toxaphene Peak 5	13.12	Baseline Event	shockr	03/15/13 07:29

GC SEMI VOA MANUAL INTEGRATION SUMMARY

Lab Name: TestAmerica Canton Job No.: 240-21987-1

SDG No.:

Instrument ID: A2HP3 Analysis Batch Number: 79056

Lab Sample ID: PEM 240-79056/4 Client Sample ID:

Date Analyzed: 03/21/13 15:36 Lab File ID: P3032104.D GC Column: CLP-1 ID: 0.53(mm)

COMPOUND NAME	RETENTION TIME	MANUAL INTEGRATION		
		REASON	ANALYST	DATE
4,4'-DDE	8.03	Baseline Event	vandorenc	03/22/13 06:56

Lab Sample ID: PEM 240-79056/4 Client Sample ID:

Date Analyzed: 03/21/13 15:36 Lab File ID: P3032104.D GC Column: CLP-2 ID: 0.53(mm)

COMPOUND NAME	RETENTION TIME	MANUAL INTEGRATION		
		REASON	ANALYST	DATE
4,4'-DDE	9.94	Baseline Event	vandorenc	03/22/13 06:56
Endrin aldehyde	11.54	Baseline Event	vandorenc	03/22/13 06:56

Lab Sample ID: CCV 240-79056/6 Client Sample ID:

Date Analyzed: 03/21/13 16:16 Lab File ID: P3032106.D GC Column: CLP-2 ID: 0.53(mm)

COMPOUND NAME	RETENTION TIME	MANUAL INTEGRATION		
		REASON	ANALYST	DATE
Toxaphene Peak 1	10.54	Baseline Event	vandorenc	03/22/13 06:57
Toxaphene Peak 2	11.12	Baseline Event	vandorenc	03/22/13 06:57
Toxaphene Peak 3	11.54	Baseline Event	vandorenc	03/22/13 06:57
Toxaphene Peak 4	12.28	Baseline Event	vandorenc	03/22/13 06:57
Toxaphene Peak 5	12.84	Baseline Event	vandorenc	03/22/13 06:57

Lab Sample ID: 240-21987-1 Client Sample ID: 079-0007-0001-SOURCEWATER

Date Analyzed: 03/21/13 17:36 Lab File ID: P3032110.D GC Column: CLP-1 ID: 0.53(mm)

COMPOUND NAME	RETENTION TIME	MANUAL INTEGRATION		
		REASON	ANALYST	DATE
DCB Decachlorobiphenyl	12.93	Baseline Event	vandorenc	03/22/13 07:05

GC SEMI VOA MANUAL INTEGRATION SUMMARY

Lab Name: TestAmerica Canton Job No.: 240-21987-1

SDG No.:

Instrument ID: A2HP3 Analysis Batch Number: 79056

Lab Sample ID: CCV 240-79056/12 Client Sample ID:

Date Analyzed: 03/21/13 18:16 Lab File ID: P3032112.D GC Column: CLP-2 ID: 0.53(mm)

COMPOUND NAME	RETENTION TIME	MANUAL INTEGRATION		
		REASON	ANALYST	DATE
Toxaphene Peak 1	10.54	Baseline Event	vandorenc	03/22/13 07:08
Toxaphene Peak 2	11.12	Baseline Event	vandorenc	03/22/13 07:08
Toxaphene Peak 3	11.54	Baseline Event	vandorenc	03/22/13 07:08
Toxaphene Peak 4	12.28	Baseline Event	vandorenc	03/22/13 07:08
Toxaphene Peak 5	12.84	Baseline Event	vandorenc	03/22/13 07:08

PCBS MANUAL INTEGRATION SUMMARY

Lab Name: TestAmerica Canton Job No.: 240-21987-1

SDG No.:

Instrument ID: A2HP4 Analysis Batch Number: 72953

Lab Sample ID: STD05 240-72953/12 IC Client Sample ID:

Date Analyzed: 01/23/13 13:43 Lab File ID: P4000012.D GC Column: CLP-1 ID: 0.53(mm)

COMPOUND NAME	RETENTION TIME	MANUAL INTEGRATION		
		REASON	ANALYST	DATE
PCB-1242 Peak 1	1.54	Baseline Event	hassl	01/24/13 07:36
PCB-1242 Peak 2	1.82	Baseline Event	hassl	01/24/13 07:36
PCB-1242 Peak 3	2.21	Baseline Event	hassl	01/24/13 07:36
PCB-1242 Peak 4	2.33	Baseline Event	hassl	01/24/13 07:36
PCB-1242 Peak 5	2.71	Baseline Event	hassl	01/24/13 07:36

Lab Sample ID: STD005 240-72953/21 IC Client Sample ID:

Date Analyzed: 01/23/13 16:05 Lab File ID: P4000021.D GC Column: CLP-2 ID: 0.53(mm)

COMPOUND NAME	RETENTION TIME	MANUAL INTEGRATION		
		REASON	ANALYST	DATE
PCB-1221 Peak 1	1.95	Baseline Event	hassl	01/24/13 07:42
PCB-1221 Peak 2	2.08	Baseline Event	hassl	01/24/13 07:42
PCB-1221 Peak 3	2.13	Baseline Event	hassl	01/24/13 07:42

Lab Sample ID: STD01 240-72953/22 IC Client Sample ID:

Date Analyzed: 01/23/13 16:21 Lab File ID: P4000022.D GC Column: CLP-1 ID: 0.53(mm)

COMPOUND NAME	RETENTION TIME	MANUAL INTEGRATION		
		REASON	ANALYST	DATE
PCB-1221 Peak 1	1.40	Split Peak	hassl	01/24/13 07:40
PCB-1221 Peak 2	1.51	Split Peak	hassl	01/24/13 07:40
PCB-1221 Peak 3	1.54	Split Peak	hassl	01/24/13 07:40

PCBS MANUAL INTEGRATION SUMMARY

Lab Name: TestAmerica Canton Job No.: 240-21987-1

SDG No.:

Instrument ID: A2HP4 Analysis Batch Number: 72953

Lab Sample ID: STD01 240-72953/22 IC Client Sample ID:

Date Analyzed: 01/23/13 16:21 Lab File ID: P4000022.D GC Column: CLP-2 ID: 0.53(mm)

COMPOUND NAME	RETENTION TIME	MANUAL INTEGRATION		
		REASON	ANALYST	DATE
PCB-1221 Peak 1	1.95	Split Peak	hassl	01/24/13 07:40
PCB-1221 Peak 2	2.08	Split Peak	hassl	01/24/13 07:40
PCB-1221 Peak 3	2.13	Split Peak	hassl	01/24/13 07:40

Lab Sample ID: STD1 240-72953/31 IC Client Sample ID:

Date Analyzed: 01/23/13 18:42 Lab File ID: P4000031.D GC Column: CLP-1 ID: 0.53(mm)

COMPOUND NAME	RETENTION TIME	MANUAL INTEGRATION		
		REASON	ANALYST	DATE
PCB-1016 Peak 1	1.54	Baseline Event	hassl	01/24/13 07:43
PCB-1016 Peak 2	1.82	Baseline Event	hassl	01/24/13 07:43
PCB-1016 Peak 3	2.21	Baseline Event	hassl	01/24/13 07:43
PCB-1016 Peak 4	2.33	Baseline Event	hassl	01/24/13 07:43
PCB-1016 Peak 5	2.71	Baseline Event	hassl	01/24/13 07:43

Lab Sample ID: ICV 240-72953/48 Client Sample ID:

Date Analyzed: 01/23/13 23:09 Lab File ID: P4000048.D GC Column: CLP-1 ID: 0.53(mm)

COMPOUND NAME	RETENTION TIME	MANUAL INTEGRATION		
		REASON	ANALYST	DATE
PCB-1248 Peak 1	1.82	Baseline Event	hassl	01/24/13 07:45
PCB-1248 Peak 2	2.21	Baseline Event	hassl	01/24/13 07:45
PCB-1248 Peak 3	2.71	Baseline Event	hassl	01/24/13 07:45
PCB-1248 Peak 4	3.29	Baseline Event	hassl	01/24/13 07:45
PCB-1248 Peak 5	3.72	Baseline Event	hassl	01/24/13 07:45

GC SEMI VOA MANUAL INTEGRATION SUMMARY

Lab Name: TestAmerica Canton Job No.: 240-21987-1

SDG No.:

Instrument ID: A2HP1 Analysis Batch Number: 79197

Lab Sample ID: STD2 240-79197/7 IC Client Sample ID:

Date Analyzed: 03/22/13 17:50 Lab File ID: P1000007.D GC Column: CLP-1 ID: 0.53(mm)

COMPOUND NAME	RETENTION TIME	MANUAL INTEGRATION		
		REASON	ANALYST	DATE
2,4-D	8.06	Baseline Event	bolgrind	03/25/13 10:53

Lab Sample ID: MRL 240-79197/13 Client Sample ID:

Date Analyzed: 03/22/13 20:11 Lab File ID: P1000013.D GC Column: CLP-2 ID: 0.53(mm)

COMPOUND NAME	RETENTION TIME	MANUAL INTEGRATION		
		REASON	ANALYST	DATE
Dinoseb	11.29	Baseline Event	bolgrind	03/27/13 11:13

Lab Sample ID: MRL 240-79197/20 Client Sample ID:

Date Analyzed: 03/22/13 22:54 Lab File ID: P1000020.D GC Column: CLP-2 ID: 0.53(mm)

COMPOUND NAME	RETENTION TIME	MANUAL INTEGRATION		
		REASON	ANALYST	DATE
2,4-DB	10.95	Baseline Event	bolgrind	03/27/13 11:13

HPLC/IC MANUAL INTEGRATION SUMMARY

Lab Name: TestAmerica Sacramento Job No.: 240-21987-1

SDG No.:

Instrument ID: PDA1 Analysis Batch Number: 12714

Lab Sample ID: CCVL 320-12714/18 Client Sample ID:

Date Analyzed: 03/21/13 14:30 Lab File ID: 320-0003395-018-1.d GC Column: Luna NH2 ID: 4.6(mm)

COMPOUND NAME	RETENTION TIME	MANUAL INTEGRATION		
		REASON	ANALYST	DATE
Nitroguanidine	4.25	Baseline	noonanr	03/21/13 15:15

8330 Modified

HPLC/IC MANUAL INTEGRATION SUMMARY

Lab Name: TestAmerica Sacramento Job No.: 240-21987-1

SDG No.:

Instrument ID: PDA1 Analysis Batch Number: 12878

Lab Sample ID: LODV 320-12878/3 Client Sample ID:

Date Analyzed: 03/22/13 14:31 Lab File ID: 320-0003448-003-1.d GC Column: Hydro RP80A 4 ID: 4(mm)

COMPOUND NAME	RETENTION TIME	MANUAL INTEGRATION		
		REASON	ANALYST	DATE
Nitroguanidine	4.47	Baseline	shafern	03/26/13 06:18

Lab Sample ID: CCVL 320-12878/5 Client Sample ID:

Date Analyzed: 03/22/13 15:12 Lab File ID: 320-0003448-005-1.d GC Column: Hydro RP80A 4 ID: 4(mm)

COMPOUND NAME	RETENTION TIME	MANUAL INTEGRATION		
		REASON	ANALYST	DATE
Nitroguanidine	4.49	Baseline	shafern	03/26/13 06:18

8330 Modified

HPLC/IC MANUAL INTEGRATION SUMMARY

Lab Name: TestAmerica Sacramento Job No.: 240-21987-1

SDG No.:

Instrument ID: LC10 Analysis Batch Number: 8413

Lab Sample ID: LODV 320-8413/13 Client Sample ID:

Date Analyzed: 01/09/13 18:30 Lab File ID: I000014.D GC Column: Synergi C18 ID: 4.6(mm)

COMPOUND NAME	RETENTION TIME	MANUAL INTEGRATION		
		REASON	ANALYST	DATE
3-Nitrotoluene	26.15	Incomplete Integration	noonanr	01/10/13 07:20
PETN	28.44	Split Peak	noonanr	01/10/13 07:20

HPLC/IC MANUAL INTEGRATION SUMMARY

Lab Name: TestAmerica Sacramento Job No.: 240-21987-1

SDG No.:

Instrument ID: LC10 Analysis Batch Number: 12703

Lab Sample ID: CCVL 320-12703/4 Client Sample ID:

Date Analyzed: 03/21/13 12:11 Lab File ID: U000004.D GC Column: Synergi C18 ID: 4.6(mm)

COMPOUND NAME	RETENTION TIME	MANUAL INTEGRATION		
		REASON	ANALYST	DATE
2-Nitrotoluene	22.67	Peak not integrated	noonanr	03/21/13 13:16
4-Nitrotoluene	24.34	Incomplete Integration	noonanr	03/21/13 13:16

Lab Sample ID: 240-21987-1 Client Sample ID: 079-0007-0001-SOURCEWATER

Date Analyzed: 03/21/13 14:11 Lab File ID: U000007.D GC Column: Synergi C18 ID: 4.6(mm)

COMPOUND NAME	RETENTION TIME	MANUAL INTEGRATION		
		REASON	ANALYST	DATE
3,4-Dinitrotoluene	16.78	Incomplete Integration	noonanr	03/21/13 15:28

SAMPLE SUMMARY

Client: Environmental Chemical Corp. Job Number: 240-21987-1

Lab Sample ID	Client Sample ID	Client Matrix	Date/Time Sampled	Date/Time Received
240-21987-1	079-0007-0001-SOURCEWATER	Water	03/14/2013 1200	03/14/2013 1620
240-21987-2TB	079-0008-0001-TB TRIP BLANK	Water	03/14/2013 0800	03/14/2013 1620
240-21987-3TB	079-0009-0001-TB TRIP BLANK	Water	03/14/2013 0800	03/14/2013 1620

EXECUTIVE SUMMARY - Detections

Client: Environmental Chemical Corp. Job Number: 240-21987-1

Lab Sample ID / Analyte	Client Sample ID	Result	Qualifier	Reporting Limit	Units	Method
240-21987-1	**079-0007-0001-SOURCEWATER**					
Bis(2-ethylhexyl) phthalate		0.91	J	2.0	ug/L	8270C/DoD
C6-C12		74	J B	100	ug/L	8015B_GRO/DOD
Dalapon		0.55	J	2.0	ug/L	8151/DOD
Total Recoverable						
Arsenic		0.48	J	1.0	ug/L	6020/DOD
Barium		41	Q	10	ug/L	6020/DOD
Calcium		65000		100	ug/L	6020/DOD
Chromium		1.3	J	2.0	ug/L	6020/DOD
Cobalt		0.054	J Q	0.50	ug/L	6020/DOD
Copper		1.4	J Q	2.0	ug/L	6020/DOD
Iron		590		50	ug/L	6020/DOD
Magnesium		27000		100	ug/L	6020/DOD
Manganese		94	Q	5.0	ug/L	6020/DOD
Sodium		37000	B	100	ug/L	6020/DOD
Thallium		0.11	J	1.0	ug/L	6020/DOD
Zinc		5.1	Q	5.0	ug/L	6020/DOD
Potassium		2500		100	ug/L	6020/DOD
240-21987-2TB	**079-0008-0001-TB TRIP BLANK**					
Chloroform		0.31	J	1.0	ug/L	8260B/DoD
240-21987-3TB	**079-0009-0001-TB TRIP BLANK**					
C6-C12		81	J B	100	ug/L	8015B_GRO/DOD

METHOD SUMMARY

Client: Environmental Chemical Corp. Job Number: 240-21987-1

Description	Lab Location	Method	Preparation Method
Matrix: Water			
Volatile Organic Compounds (GC/MS)	TAL CAN	SW846 8260B/DoD	
Purge and Trap	TAL CAN		SW846 5030B
Semivolatile Organic Compounds (GC/MS)	TAL CAN	SW846 8270C/DoD	
Liquid-Liquid Extraction (Continuous)	TAL CAN		SW846 3520C
Gasoline Range Organics (GRO)	TAL CAN	SW846 8015B_GRO/DOD	
Purge and Trap	TAL CAN		SW846 5030B
Diesel Range Organics (DRO) (GC)	TAL CAN	SW846 8015B_DRO/DOD	
Liquid-Liquid Extraction (Continuous)	TAL CAN		SW846 3520C
Organochlorine Pesticides (GC)	TAL CAN	SW846 8081/DOD	
Liquid-Liquid Extraction (Continuous)	TAL CAN		SW846 3520C
Polychlorinated Biphenyls (PCBs) by Gas Chromatography	TAL CAN	SW846 8082/DOD	
Liquid-Liquid Extraction (Continuous)	TAL CAN		SW846 3520C
Herbicides (GC)	TAL CAN	SW846 8151/DOD	
Extraction (Herbicides)	TAL CAN		SW846 8151A
Mercury (CVAA)	TAL CAN	SW846 7470A/DOD	
Preparation, Mercury	TAL CAN		SW846 7470A
Chromium, Hexavalent	TAL CAN	SW846 7196A	
Metals (ICP/MS)	TAL PIT	SW846 6020/DOD	
Preparation, Total Recoverable or Dissolved Metals	TAL PIT		SW846 3005A
Nitroguanidine (HPLC)	TAL SAC	SW846 8330 Modified	
Sample Filtration	TAL SAC		Filtration
Nitroaromatics and Nitramines (HPLC)	TAL SAC	SW846 8330B	
Solid-Phase Extraction (Explosives)	TAL SAC		SW846 8330-Prep
Nitrocellulose	TAL SAC	TAL-SAC WS-WC-0050	
Nitrocellulose Sample Preparation (Hydrolysis)	TAL SAC		MCAWW 353 (NCell-Hyd)
Nitrocellulose Sample Preparation	TAL SAC		MCAWW 353.2 (NCell)

Lab References:

TAL CAN = TestAmerica Canton

TAL PIT = TestAmerica Pittsburgh

TAL SAC = TestAmerica Sacramento

Method References:

MCAWW = "Methods For Chemical Analysis Of Water And Wastes", EPA-600/4-79-020, March 1983 And Subsequent Revisions.

SW846 = "Test Methods For Evaluating Solid Waste, Physical/Chemical Methods", Third Edition, November 1986 And Its Updates.

TAL-SAC = TestAmerica Laboratories, West Sacramento, Facility Standard Operating Procedure.

METHOD / ANALYST SUMMARY

Client: Environmental Chemical Corp. Job Number: 240-21987-1

Method	Analyst	Analyst ID
SW846 8260B/DoD	Quayle, Rick	RQ
SW846 8270C/DoD	Gruber, John	JG
SW846 8015B_GRO/DOD	Bosworth, Heather M	HMB
SW846 8015B_DRO/DOD	Bolgrin, Deborah	DB
SW846 8081/DOD	Shock, Ray	RS
SW846 8082/DOD	Hass, Lori	LH
SW846 8151/DOD	Bolgrin, Deborah	DB
SW846 6020/DOD	Reinheimer, Bill	BR
SW846 7470A/DOD	Girard, Susan	SG
SW846 7196A	Martin, Aaron	AM
TAL-SAC WS-WC-0050	Baynes, Jason	JB
SW846 8330 Modified	Noonan, Robyn	RN
SW846 8330 Modified	Shafer, Nathan	NS
SW846 8330B	Noonan, Robyn	RN

Client: Environmental Chemical Corp. Job Number: 240-21987-1

Client Sample ID: **079-0007-0001-SOURCEWATER**

Lab Sample ID: 240-21987-1 Date Sampled: 03/14/2013 1200
Client Matrix: Water Date Received: 03/14/2013 1620

8260B/DoD Volatile Organic Compounds (GC/MS)

Analysis Method:	8260B/DoD	Analysis Batch:	240-79725	Instrument ID:	A3UX12
Prep Method:	5030B	Prep Batch:	N/A	Lab File ID:	UX129319.D
Dilution:	1.0			Initial Weight/Volume:	5 mL
Analysis Date:	03/28/2013 1121			Final Weight/Volume:	5 mL
Prep Date:	03/28/2013 1121				

Analyte	Result (ug/L)	Qualifier	DL	LOQ
1,1,1-Trichloroethane	0.25	U	0.22	1.0
1,1,2,2-Tetrachloroethane	0.25	U	0.18	1.0
1,1,2-Trichloroethane	0.50	U	0.27	1.0
1,1-Dichloroethane	0.25	U	0.15	1.0
1,1-Dichloroethene	0.25	U	0.19	1.0
1,2-Dichloroethane	0.25	U	0.22	1.0
1,2-Dichloroethene, Total	0.50	U	0.34	2.0
1,2-Dichloropropane	0.25	U	0.18	1.0
2-Butanone (MEK)	0.57	U	0.57	10
2-Hexanone	0.50	U	0.41	10
4-Methyl-2-pentanone (MIBK)	0.50	U	0.32	10
Acetone	1.1	U	1.1	10
Benzene	0.25	U	0.13	1.0
Bromoform	0.64	U	0.64	1.0
Bromomethane	0.50	U	0.41	1.0
Carbon disulfide	0.25	U	0.13	1.0
Carbon tetrachloride	0.25	U	0.13	1.0
Chlorobenzene	0.25	U	0.15	1.0
Chloromethane	0.50	U	0.30	1.0
cis-1,3-Dichloropropene	0.25	U	0.14	1.0
Dibromochloromethane	0.25	U	0.18	1.0
Bromodichloromethane	0.25	U	0.15	1.0
Ethylbenzene	0.25	U	0.17	1.0
Methyl tert-butyl ether	0.25	U	0.17	1.0
Methylene Chloride	0.50	U	0.33	1.0
Styrene	0.25	U	0.11	1.0
Tetrachloroethene	0.50	U	0.29	1.0
Toluene	0.25	U	0.13	1.0
trans-1,3-Dichloropropene	0.25	U	0.19	1.0
Trichloroethene	0.25	U	0.17	1.0
Vinyl chloride	0.25	U	0.22	1.0
Xylenes, Total	0.75	U	0.28	2.0
Chloroform	0.25	U	0.16	1.0
Bromochloromethane	0.50	U	0.29	1.0
1,2-Dibromoethane	0.25	U	0.24	1.0
Chloroethane	0.50	U	0.29	1.0

Surrogate	%Rec	Qualifier	Acceptance Limits
Toluene-d8 (Surr)	110		85 - 120
1,2-Dichloroethane-d4 (Surr)	101		70 - 120
4-Bromofluorobenzene (Surr)	107		75 - 120
Dibromofluoromethane (Surr)	108		85 - 115

Client: Environmental Chemical Corp. Job Number: 240-21987-1

Client Sample ID: **079-0008-0001-TB TRIP BLANK**

Lab Sample ID: 240-21987-2TB Date Sampled: 03/14/2013 0800
Client Matrix: Water Date Received: 03/14/2013 1620

8260B/DoD Volatile Organic Compounds (GC/MS)

Analysis Method:	8260B/DoD	Analysis Batch:	240-79725	Instrument ID:	A3UX12
Prep Method:	5030B	Prep Batch:	N/A	Lab File ID:	UX129320.D
Dilution:	1.0			Initial Weight/Volume:	5 mL
Analysis Date:	03/28/2013 1147			Final Weight/Volume:	5 mL
Prep Date:	03/28/2013 1147				

Analyte	Result (ug/L)	Qualifier	DL	LOQ
1,1,1-Trichloroethane	0.25	U	0.22	1.0
1,1,2,2-Tetrachloroethane	0.25	U	0.18	1.0
1,1,2-Trichloroethane	0.50	U	0.27	1.0
1,1-Dichloroethane	0.25	U	0.15	1.0
1,1-Dichloroethene	0.25	U	0.19	1.0
1,2-Dichloroethane	0.25	U	0.22	1.0
1,2-Dichloroethene, Total	0.50	U	0.34	2.0
1,2-Dichloropropane	0.25	U	0.18	1.0
2-Butanone (MEK)	0.57	U	0.57	10
2-Hexanone	0.50	U	0.41	10
4-Methyl-2-pentanone (MIBK)	0.50	U	0.32	10
Acetone	1.1	U	1.1	10
Benzene	0.25	U	0.13	1.0
Bromoform	0.64	U	0.64	1.0
Bromomethane	0.50	U	0.41	1.0
Carbon disulfide	0.25	U	0.13	1.0
Carbon tetrachloride	0.25	U	0.13	1.0
Chlorobenzene	0.25	U	0.15	1.0
Chloromethane	0.50	U	0.30	1.0
cis-1,3-Dichloropropene	0.25	U	0.14	1.0
Dibromochloromethane	0.25	U	0.18	1.0
Bromodichloromethane	0.25	U	0.15	1.0
Ethylbenzene	0.25	U	0.17	1.0
Methyl tert-butyl ether	0.25	U	0.17	1.0
Methylene Chloride	0.50	U	0.33	1.0
Styrene	0.25	U	0.11	1.0
Tetrachloroethene	0.50	U	0.29	1.0
Toluene	0.25	U	0.13	1.0
trans-1,3-Dichloropropene	0.25	U	0.19	1.0
Trichloroethene	0.25	U	0.17	1.0
Vinyl chloride	0.25	U	0.22	1.0
Xylenes, Total	0.75	U	0.28	2.0
Chloroform	0.31	J	0.16	1.0
Bromochloromethane	0.50	U	0.29	1.0
1,2-Dibromoethane	0.25	U	0.24	1.0
Chloroethane	0.50	U	0.29	1.0

Surrogate	%Rec	Qualifier	Acceptance Limits
Toluene-d8 (Surr)	109		85 - 120
1,2-Dichloroethane-d4 (Surr)	105		70 - 120
4-Bromofluorobenzene (Surr)	105		75 - 120
Dibromofluoromethane (Surr)	104		85 - 115

Client: Environmental Chemical Corp. Job Number: 240-21987-1

Client Sample ID: **079-0007-0001-SOURCEWATER**

Lab Sample ID: 240-21987-1 Date Sampled: 03/14/2013 1200
Client Matrix: Water Date Received: 03/14/2013 1620

8270C/DoD Semivolatile Organic Compounds (GC/MS)

Analysis Method:	8270C/DoD	Analysis Batch:	240-79745	Instrument ID:	A4HP7
Prep Method:	3520C	Prep Batch:	240-78456	Lab File ID:	30328006.D
Dilution:	1.0			Initial Weight/Volume:	990 mL
Analysis Date:	03/28/2013 1253			Final Weight/Volume:	2 mL
Prep Date:	03/15/2013 0845			Injection Volume:	1 uL

Analyte	Result (ug/L)	Qualifier	DL	LOQ
Acenaphthene	0.10	U	0.10	0.20
Acenaphthylene	0.10	U	0.10	0.20
Anthracene	0.10	U	0.10	0.20
Benzo[a]anthracene	0.10	U	0.10	0.20
Benzo[a]pyrene	0.10	U	0.10	0.20
Benzo[b]fluoranthene	0.10	U	0.10	0.20
Benzo[g,h,i]perylene	0.10	U	0.10	0.20
Benzoic acid	10	U	10	25
Benzo[k]fluoranthene	0.10	U	0.10	0.20
Benzyl alcohol	0.81	U	0.38	5.1
Bis(2-chloroethoxy)methane	0.81	U	0.32	1.0
Bis(2-chloroethyl)ether	0.10	U	0.10	1.0
bis (2-chloroisopropyl) ether	0.81	U	0.40	1.0
Bis(2-ethylhexyl) phthalate	0.91	J	0.81	2.0
4-Bromophenyl phenyl ether	0.81	U	0.81	2.0
Butyl benzyl phthalate	0.81	U	0.81	1.0
Carbazole	0.81	U	0.28	1.0
4-Chloroaniline	0.81	U	0.81	2.0
4-Chloro-3-methylphenol	0.81	U	0.81	2.0
2-Chloronaphthalene	0.10	U	0.10	1.0
2-Chlorophenol	0.81	U	0.29	1.0
4-Chlorophenyl phenyl ether	0.81	U	0.30	2.0
Chrysene	0.10	U	0.10	0.20
Dibenz(a,h)anthracene	0.10	U	0.10	0.20
Dibenzofuran	0.10	U	0.10	1.0
1,2-Dichlorobenzene	0.81	U	0.29	1.0
1,3-Dichlorobenzene	0.81	U	0.81	1.0
1,4-Dichlorobenzene	0.81	U	0.34	1.0
3,3'-Dichlorobenzidine	0.81	U	0.37	5.1
2,4-Dichlorophenol	0.81	U	0.81	2.0
Diethyl phthalate	0.81	U	0.61	1.0
2,4-Dimethylphenol	0.81	U	0.81	2.0
Dimethyl phthalate	0.81	U	0.29	1.0
Di-n-butyl phthalate	0.81	U	0.68	1.0
4,6-Dinitro-2-methylphenol	2.4	U	2.4	5.1
2,4-Dinitrophenol	2.4	U	2.4	5.1
2,4-Dinitrotoluene	0.81	U	0.27	5.1
2,6-Dinitrotoluene	0.81	U	0.81	5.1
Di-n-octyl phthalate	0.81	U	0.81	1.0
Fluoranthene	0.10	U	0.10	0.20
Fluorene	0.10	U	0.10	0.20
Hexachlorobenzene	0.10	U	0.10	0.20
Hexachlorobutadiene	0.81	U	0.27	1.0
Hexachlorocyclopentadiene	0.81	U	0.81	10
Hexachloroethane	0.81	U	0.81	1.0
Indeno[1,2,3-cd]pyrene	0.10	U	0.10	0.20

Client: Environmental Chemical Corp. Job Number: 240-21987-1

Client Sample ID: **079-0007-0001-SOURCEWATER**

Lab Sample ID: 240-21987-1 Date Sampled: 03/14/2013 1200
Client Matrix: Water Date Received: 03/14/2013 1620

8270C/DoD Semivolatile Organic Compounds (GC/MS)

Analysis Method:	8270C/DoD	Analysis Batch:	240-79745	Instrument ID:	A4HP7
Prep Method:	3520C	Prep Batch:	240-78456	Lab File ID:	30328006.D
Dilution:	1.0			Initial Weight/Volume:	990 mL
Analysis Date:	03/28/2013 1253			Final Weight/Volume:	2 mL
Prep Date:	03/15/2013 0845			Injection Volume:	1 uL

Analyte	Result (ug/L)	Qualifier	DL	LOQ
Isophorone	0.81	U	0.27	1.0
2-Methylnaphthalene	0.10	U	0.10	0.20
2-Methylphenol	0.81	U	0.81	1.0
3 & 4 Methylphenol	0.81	U	0.81	2.0
Naphthalene	0.10	U	0.10	0.20
2-Nitroaniline	0.81	U	0.81	2.0
3-Nitroaniline	0.81	U	0.28	2.0
4-Nitroaniline	0.81	U	0.81	2.0
Nitrobenzene	0.10	U	0.040	1.0
2-Nitrophenol	0.81	U	0.28	2.0
4-Nitrophenol	2.4	U	2.4	5.1
N-Nitrosodi-n-propylamine	0.81	U	0.81	1.0
N-Nitrosodiphenylamine	0.81	U	0.31	1.0
Pentachlorophenol	2.4	U	2.4	5.1
Phenanthrene	0.10	U	0.10	0.20
Phenol	0.81	U	0.61	1.0
Pyrene	0.10	U	0.10	0.20
1,2,4-Trichlorobenzene	0.81	U	0.28	1.0
2,4,5-Trichlorophenol	0.81	U	0.30	5.1
2,4,6-Trichlorophenol	0.81	U	0.81	5.1

Surrogate	%Rec	Qualifier	Acceptance Limits
2-Fluorobiphenyl (Surr)	64		50 - 110
2-Fluorophenol (Surr)	55		20 - 110
Nitrobenzene-d5 (Surr)	68		40 - 110
Phenol-d5 (Surr)	59		10 - 115
Terphenyl-d14 (Surr)	93		50 - 135
2,4,6-Tribromophenol (Surr)	52		40 - 125

Client: Environmental Chemical Corp. Job Number: 240-21987-1

Client Sample ID: **079-0007-0001-SOURCEWATER**

Lab Sample ID: 240-21987-1 Date Sampled: 03/14/2013 1200
Client Matrix: Water Date Received: 03/14/2013 1620

8015B_GRO/DOD Gasoline Range Organics (GRO)

Analysis Method:	8015B_GRO/DOD	Analysis Batch:	240-79100	Instrument ID:	YPID
Prep Method:	5030B	Prep Batch:	N/A	Lab File ID:	YF032240.D
Dilution:	1.0			Initial Weight/Volume:	5 mL
Analysis Date:	03/23/2013 0927			Final Weight/Volume:	5 mL
Prep Date:	03/23/2013 0927			Injection Volume:	

Analyte	Result (ug/L)	Qualifier	DL	LOQ
C6-C12	74	J B	25	100

Surrogate	%Rec	Qualifier	Acceptance Limits
Trifluorotoluene (Surr)	73		10 - 150

Client: Environmental Chemical Corp. Job Number: 240-21987-1

Client Sample ID: **079-0009-0001-TB TRIP BLANK**

Lab Sample ID: 240-21987-3TB Date Sampled: 03/14/2013 0800
Client Matrix: Water Date Received: 03/14/2013 1620

8015B_GRO/DOD Gasoline Range Organics (GRO)

Analysis Method:	8015B_GRO/DOD	Analysis Batch:	240-79100	Instrument ID:	YPID
Prep Method:	5030B	Prep Batch:	N/A	Lab File ID:	YF032243.D
Dilution:	1.0			Initial Weight/Volume:	5 mL
Analysis Date:	03/23/2013 1116			Final Weight/Volume:	5 mL
Prep Date:	03/23/2013 1116			Injection Volume:	

Analyte	Result (ug/L)	Qualifier	DL	LOQ
C6-C12	81	J B	25	100

Surrogate	%Rec	Qualifier	Acceptance Limits
Trifluorotoluene (Surr)	61		10 - 150

Client: Environmental Chemical Corp. Job Number: 240-21987-1

Client Sample ID: **079-0007-0001-SOURCEWATER**

Lab Sample ID: 240-21987-1 Date Sampled: 03/14/2013 1200
Client Matrix: Water Date Received: 03/14/2013 1620

8015B_DRO/DOD Diesel Range Organics (DRO) (GC)

Analysis Method:	8015B_DRO/DOD	Analysis Batch:	240-78992	Instrument ID:	A2HP5R
Prep Method:	3520C	Prep Batch:	240-78624	Lab File ID:	P5B21006.D
Dilution:	1.0			Initial Weight/Volume:	1030 mL
Analysis Date:	03/21/2013 1745			Final Weight/Volume:	5 mL
Prep Date:	03/18/2013 1031			Injection Volume:	1 uL

Analyte	Result (ug/L)	Qualifier	DL	LOQ
C10-C20	230	U	230	490
C20-C34	230	U	230	490

Surrogate	%Rec	Qualifier	Acceptance Limits
n-Nonane	52		10 - 110

Client: Environmental Chemical Corp. Job Number: 240-21987-1

Client Sample ID: **079-0007-0001-SOURCEWATER**

Lab Sample ID: 240-21987-1 Date Sampled: 03/14/2013 1200
Client Matrix: Water Date Received: 03/14/2013 1620

8081/DOD Organochlorine Pesticides (GC)

Analysis Method:	8081/DOD	Analysis Batch:	240-79056	Instrument ID:	A2HP3
Prep Method:	3520C	Prep Batch:	240-78726	Initial Weight/Volume:	1000 mL
Dilution:	1.0			Final Weight/Volume:	5.0 mL
Analysis Date:	03/21/2013 1736			Injection Volume:	1 uL
Prep Date:	03/19/2013 0910			Result Type:	PRIMARY

Analyte	Result (ug/L)	Qualifier	DL	LOQ
4,4'-DDD	0.010	U	0.0096	0.050
4,4'-DDE	0.010	U	0.0097	0.050
4,4'-DDT	0.030	U	0.016	0.050
Aldrin	0.010	U	0.0082	0.050
alpha-BHC	0.010	U	0.0070	0.050
alpha-Chlordane	0.014	U	0.014	0.050
beta-BHC	0.010	U	0.0084	0.050
delta-BHC	0.010	U	0.0087	0.050
Dieldrin	0.010	U	0.0075	0.050
Endosulfan I	0.013	U	0.013	0.050
Endosulfan II	0.012	U	0.012	0.050
Endosulfan sulfate	0.011	U	0.011	0.050
Endrin	0.011	U	0.011	0.050
Endrin aldehyde	0.011	U	0.011	0.050
Endrin ketone	0.010	U	0.0078	0.050
gamma-BHC (Lindane)	0.010	U	0.0064	0.050
gamma-Chlordane	0.012	U	0.012	0.050
Heptachlor	0.010	U	0.0080	0.050
Heptachlor epoxide	0.010	U	0.0071	0.050
Methoxychlor	0.032	U	0.032	0.10
Toxaphene	0.50	U	0.32	2.0

Surrogate	%Rec	Qualifier	Acceptance Limits
DCB Decachlorobiphenyl	75	M	30 - 135
Tetrachloro-m-xylene	79		25 - 140

Client: Environmental Chemical Corp. Job Number: 240-21987-1

Client Sample ID: **079-0007-0001-SOURCEWATER**

Lab Sample ID: 240-21987-1 Date Sampled: 03/14/2013 1200
Client Matrix: Water Date Received: 03/14/2013 1620

8081/DOD Organochlorine Pesticides (GC)

Analysis Method:	8081/DOD	Analysis Batch:	240-79056	Instrument ID:	A2HP3
Prep Method:	3520C	Prep Batch:	240-78726	Initial Weight/Volume:	1000 mL
Dilution:	1.0			Final Weight/Volume:	5.0 mL
Analysis Date:	03/21/2013 1736			Injection Volume:	1 uL
Prep Date:	03/19/2013 0910			Result Type:	SECONDARY

Surrogate	%Rec	Qualifier	Acceptance Limits
DCB Decachlorobiphenyl	73		30 - 135
Tetrachloro-m-xylene	77		25 - 140

Client: Environmental Chemical Corp. Job Number: 240-21987-1

Client Sample ID: **079-0007-0001-SOURCEWATER**

Lab Sample ID: 240-21987-1 Date Sampled: 03/14/2013 1200
Client Matrix: Water Date Received: 03/14/2013 1620

8082/DOD Polychlorinated Biphenyls (PCBs) by Gas Chromatography

Analysis Method:	8082/DOD	Analysis Batch:	240-79577	Instrument ID:	A2HP4
Prep Method:	3520C	Prep Batch:	240-78721	Initial Weight/Volume:	1000 mL
Dilution:	1.0			Final Weight/Volume:	5.0 mL
Analysis Date:	03/27/2013 1007			Injection Volume:	1 uL
Prep Date:	03/19/2013 0852			Result Type:	PRIMARY

Analyte	Result (ug/L)	Qualifier	DL	LOQ
Aroclor-1221	0.20	U	0.13	0.50
Aroclor-1016	0.20	U	0.17	0.50
Aroclor-1232	0.20	U	0.16	0.50
Aroclor-1242	0.40	U	0.22	0.50
Aroclor-1248	0.20	U	0.10	0.50
Aroclor-1254	0.20	U	0.16	0.50
Aroclor-1260	0.20	U	0.17	0.50

Surrogate	%Rec	Qualifier	Acceptance Limits
Tetrachloro-m-xylene	80		40 - 140
DCB Decachlorobiphenyl	71		40 - 135

Client: Environmental Chemical Corp. Job Number: 240-21987-1

Client Sample ID: **079-0007-0001-SOURCEWATER**

Lab Sample ID: 240-21987-1 Date Sampled: 03/14/2013 1200
Client Matrix: Water Date Received: 03/14/2013 1620

8082/DOD Polychlorinated Biphenyls (PCBs) by Gas Chromatography

Analysis Method:	8082/DOD	Analysis Batch:	240-79577	Instrument ID:	A2HP4
Prep Method:	3520C	Prep Batch:	240-78721	Initial Weight/Volume:	1000 mL
Dilution:	1.0			Final Weight/Volume:	5.0 mL
Analysis Date:	03/27/2013 1007			Injection Volume:	1 uL
Prep Date:	03/19/2013 0852			Result Type:	SECONDARY

Surrogate	%Rec	Qualifier	Acceptance Limits
Tetrachloro-m-xylene	97		40 - 140
DCB Decachlorobiphenyl	80		40 - 135

Client: Environmental Chemical Corp. Job Number: 240-21987-1

Client Sample ID: **079-0007-0001-SOURCEWATER**

Lab Sample ID: 240-21987-1 Date Sampled: 03/14/2013 1200
Client Matrix: Water Date Received: 03/14/2013 1620

8151/DOD Herbicides (GC)

Analysis Method:	8151/DOD	Analysis Batch:	240-79197	Instrument ID:	A2HP1
Prep Method:	8151A	Prep Batch:	240-78626	Initial Weight/Volume:	500 mL
Dilution:	1.0			Final Weight/Volume:	100 mL
Analysis Date:	03/22/2013 2057			Injection Volume:	1 uL
Prep Date:	03/18/2013 1035			Result Type:	PRIMARY

Analyte	Result (ug/L)	Qualifier	DL	LOQ
2,4-D	0.50	U	0.41	4.0
Dalapon	0.55	J	0.17	2.0
2,4-DB	1.0	U	0.69	4.0
Dicamba	1.0	U	0.52	2.0
Dichlorprop	1.0	U Q	0.86	4.0
Dinoseb	0.20	U	0.087	0.60
MCPA	400	U	390	400
MCPP	400	U	400	400
Pentachlorophenol	0.040	U	0.024	0.10
Silvex (2,4,5-TP)	0.20	U	0.20	1.0
2,4,5-T	0.50	U Q	0.30	1.0

Surrogate	%Rec	Qualifier	Acceptance Limits
2,4-Dichlorophenylacetic acid	86		32 - 112

Client: Environmental Chemical Corp. Job Number: 240-21987-1

Client Sample ID: **079-0007-0001-SOURCEWATER**

Lab Sample ID: 240-21987-1 Date Sampled: 03/14/2013 1200
Client Matrix: Water Date Received: 03/14/2013 1620

8151/DOD Herbicides (GC)

Analysis Method:	8151/DOD	Analysis Batch:	240-79197	Instrument ID:	A2HP1
Prep Method:	8151A	Prep Batch:	240-78626	Initial Weight/Volume:	500 mL
Dilution:	1.0			Final Weight/Volume:	100 mL
Analysis Date:	03/22/2013 2057			Injection Volume:	1 uL
Prep Date:	03/18/2013 1035			Result Type:	SECONDARY

Surrogate	%Rec	Qualifier	Acceptance Limits
2,4-Dichlorophenylacetic acid	76		32 - 112

Client: Environmental Chemical Corp. Job Number: 240-21987-1

Client Sample ID: **079-0007-0001-SOURCEWATER**

Lab Sample ID: 240-21987-1 Date Sampled: 03/14/2013 1200
Client Matrix: Water Date Received: 03/14/2013 1620

8330 Modified Nitroguanidine (HPLC)

Analysis Method:	8330 Modified	Analysis Batch:	320-12714	Instrument ID:	PDA1
Prep Method:	Filtration	Prep Batch:	320-12568	Lab File ID:	320-0003395-015-1.d
Dilution:	1.0			Initial Weight/Volume:	10 mL
Analysis Date:	03/21/2013 1331			Final Weight/Volume:	10 mL
Prep Date:	03/19/2013 1418			Injection Volume:	50 uL

Analyte	Result (ug/L)	Qualifier	DL	LOQ
Nitroguanidine	6.0	J	2.4	20

Client: Environmental Chemical Corp. Job Number: 240-21987-1

Client Sample ID: **079-0007-0001-SOURCEWATER**

Lab Sample ID: 240-21987-1 Date Sampled: 03/14/2013 1200
Client Matrix: Water Date Received: 03/14/2013 1620

8330 Modified Nitroguanidine (HPLC)

Analysis Method:	8330 Modified	Analysis Batch:	320-12878	Instrument ID:	PDA1
Prep Method:	Filtration	Prep Batch:	320-12568	Lab File ID:	320-0003448-007-1.d
Dilution:	1.0			Initial Weight/Volume:	10 mL
Analysis Date:	03/22/2013 1553			Final Weight/Volume:	10 mL
Prep Date:	03/19/2013 1418			Injection Volume:	50 uL

Analyte	Result (ug/L)	Qualifier	DL	LOQ
Nitroguanidine	6.0	U	2.4	20

Client: Environmental Chemical Corp. Job Number: 240-21987-1

Client Sample ID: **079-0007-0001-SOURCEWATER**

Lab Sample ID: 240-21987-1 Date Sampled: 03/14/2013 1200
Client Matrix: Water Date Received: 03/14/2013 1620

8330B Nitroaromatics and Nitramines (HPLC)

Analysis Method:	8330B	Analysis Batch:	320-12703	Instrument ID:	LC10
Prep Method:	8330-Prep	Prep Batch:	320-12565	Initial Weight/Volume:	977.9 mL
Dilution:	1.0			Final Weight/Volume:	20 mL
Analysis Date:	03/21/2013 1411			Injection Volume:	500 uL
Prep Date:	03/19/2013 1352			Result Type:	PRIMARY

Analyte	Result (ug/L)	Qualifier	DL	LOQ
1,3,5-Trinitrobenzene	0.051	U	0.032	0.10
1,3-Dinitrobenzene	0.10	U	0.051	0.10
2,4,6-Trinitrotoluene	0.10	U	0.051	0.10
2,4-Dinitrotoluene	0.10	U	0.051	0.10
2,6-Dinitrotoluene	0.10	U	0.051	0.10
2-Amino-4,6-dinitrotoluene	0.10	U	0.015	0.20
2-Nitrotoluene	0.10	U	0.090	0.51
3-Nitrotoluene	0.10	U	0.058	0.51
4-Nitrotoluene	0.10	U	0.090	0.51
4-Amino-2,6-dinitrotoluene	0.10	U	0.051	0.10
HMX	0.051	U	0.037	0.10
RDX	0.051	U	0.037	0.10
Nitrobenzene	0.10	U	0.051	0.10
Tetryl	0.10	U	0.051	0.10
Nitroglycerin	0.51	U	0.34	0.66
PETN	0.51	U	0.31	0.66

Surrogate	%Rec	Qualifier	Acceptance Limits
3,4-Dinitrotoluene	86	M	79 - 111

Client: Environmental Chemical Corp. Job Number: 240-21987-1

Client Sample ID: **079-0007-0001-SOURCEWATER**

Lab Sample ID: 240-21987-1 Date Sampled: 03/14/2013 1200
Client Matrix: Water Date Received: 03/14/2013 1620

6020/DOD Metals (ICP/MS)-Total Recoverable

Analysis Method:	6020/DOD	Analysis Batch:	180-68058	Instrument ID:	M
Prep Method:	3005A	Prep Batch:	180-66565	Lab File ID:	M30401A.xml
Dilution:	1.0			Initial Weight/Volume:	50 mL
Analysis Date:	04/01/2013 1542			Final Weight/Volume:	50 mL
Prep Date:	03/18/2013 1302				

Analyte	Result (ug/L)	Qualifier	DL	LOQ
Silver	0.20	U	0.11	1.0
Aluminum	5.0	U	2.6	30
Arsenic	0.48	J	0.29	1.0
Barium	41	Q	0.098	10
Beryllium	0.090	U	0.045	1.0
Calcium	65000		9.4	100
Cadmium	0.30	U	0.13	1.0
Chromium	1.3	J	0.54	2.0
Cobalt	0.054	J Q	0.026	0.50
Copper	1.4	J Q	0.24	2.0
Iron	590		11	50
Magnesium	27000		11	100
Manganese	94	Q	0.16	5.0
Sodium	37000	B	27	100
Nickel	0.35	U	0.17	1.0
Lead	0.30	U	0.15	1.0
Antimony	0.90	U	0.46	2.0
Thallium	0.11	J	0.10	1.0
Vanadium	0.60	U	0.30	1.0
Zinc	5.1	Q	0.96	5.0
Potassium	2500		32	100
Selenium	1.0	U	0.51	5.0

7470A/DOD Mercury (CVAA)

Analysis Method:	7470A/DOD	Analysis Batch:	240-78674	Instrument ID:	H1
Prep Method:	7470A	Prep Batch:	240-78432	Lab File ID:	031814A-HG1.PRN
Dilution:	1.0			Initial Weight/Volume:	100 mL
Analysis Date:	03/18/2013 1749			Final Weight/Volume:	100 mL
Prep Date:	03/15/2013 1245				

Analyte	Result (ug/L)	Qualifier	DL	LOQ
Mercury	0.20	U	0.12	0.20

General Chemistry

Client Sample ID: **079-0007-0001-SOURCEWATER**

Lab Sample ID: 240-21987-1 Date Sampled: 03/14/2013 1200

Client Matrix: Water Date Received: 03/14/2013 1620

Analyte	Result	Qual	Units	DL	LOQ	Dil	Method
Cr (VI)	0.0040	U	mg/L	0.0020	0.020	1.0	7196A
Analysis Batch: 240-78405	Analysis Date: 03/14/2013 1744						
Nitrocellulose	1.0	U	mg/L	0.48	2.0	1.0	WS-WC-0050
Analysis Batch: 320-13190	Analysis Date: 03/25/2013 1251						
Prep Batch: 320-12938	Prep Date: 03/25/2013 0823						

Client: Environmental Chemical Corp.

Job Number: 240-21987-1

Surrogate Recovery Report

8260B/DoD Volatile Organic Compounds (GC/MS)

Client Matrix: Water

Lab Sample ID	Client Sample ID	DBFM %Rec	DCA %Rec	TOL %Rec	BFB %Rec
MRL 240-79725/5		107	105	112	110
MRL 240-79725/14		103	100	106	102

Surrogate	Acceptance Limits
DBFM = Dibromofluoromethane (Surr)	50-150
DCA = 1,2-Dichloroethane-d4 (Surr)	50-150
TOL = Toluene-d8 (Surr)	50-150
BFB = 4-Bromofluorobenzene (Surr)	50-150

Client: Environmental Chemical Corp.

Job Number: 240-21987-1

Surrogate Recovery Report

8260B/DoD Volatile Organic Compounds (GC/MS)

Client Matrix: Water

Lab Sample ID	Client Sample ID	DBFM %Rec	DCA %Rec	TOL %Rec	BFB %Rec
240-21987-1	079-0007-0001-SOURCEWATER	108	101	110	107
240-21987-2	079-0008-0001-TB TRIP BLANK	104	105	109	105
MB 240-79725/6		101	103	109	105
LCS 240-79725/4		109	103	110	103
240-21987-1 MS	079-0007-0001-SOURCEWATER MS	109	105	110	106
240-21987-1 MSD	079-0007-0001-SOURCEWATER MSD	107	101	108	107

Surrogate	Acceptance Limits
DBFM = Dibromofluoromethane (Surr)	85-115
DCA = 1,2-Dichloroethane-d4 (Surr)	70-120
TOL = Toluene-d8 (Surr)	85-120
BFB = 4-Bromofluorobenzene (Surr)	75-120

Client: Environmental Chemical Corp. Job Number: 240-21987-1

Surrogate Recovery Report

8270C/DoD Semivolatile Organic Compounds (GC/MS)

Client Matrix: Water

Lab Sample ID	Client Sample ID	2FP %Rec	PHL %Rec	NBZ %Rec	FBP %Rec	TBP %Rec	TPH %Rec
240-21987-1	079-0007-0001-SOURCEWATER	55	59	68	64	52	93
MB 240-78456/17-A		57	59	69	63	50	93
LCS 240-78456/18-A		67	68	84	74	62	91

Surrogate	Acceptance Limits
2FP = 2-Fluorophenol (Surr)	20-110
PHL = Phenol-d5 (Surr)	10-115
NBZ = Nitrobenzene-d5 (Surr)	40-110
FBP = 2-Fluorobiphenyl (Surr)	50-110
TBP = 2,4,6-Tribromophenol (Surr)	40-125
TPH = Terphenyl-d14 (Surr)	50-135

Client: Environmental Chemical Corp. Job Number: 240-21987-1

Surrogate Recovery Report

8270C/DoD Semivolatile Organic Compounds (GC/MS)

Client Matrix: Water

Lab Sample ID	Client Sample ID	2FP %Rec	PHL %Rec	NBZ %Rec	FBP %Rec	TBP %Rec	TPH %Rec
MRL 240-79745/3		94	96	96	96	99	94
MRL 240-79745/7		94	97	96	92	91	95

Surrogate	Acceptance Limits
2FP = 2-Fluorophenol (Surr)	50-150
PHL = Phenol-d5 (Surr)	50-150
NBZ = Nitrobenzene-d5 (Surr)	50-150
FBP = 2-Fluorobiphenyl (Surr)	70-130
TBP = 2,4,6-Tribromophenol (Surr)	50-150
TPH = Terphenyl-d14 (Surr)	50-150

Client: Environmental Chemical Corp.

Job Number: 240-21987-1

Surrogate Recovery Report

8015B GRO/DOD Gasoline Range Organics (GRO)

Client Matrix: Water

Lab Sample ID	Client Sample ID	TFT %Rec
240-21987-1	079-0007-0001-SOURCEWATER	73
240-21987-3	079-0009-0001-TB TRIP BLANK	61
MB 240-79100/38		50
LCS 240-79100/39		78
240-21987-1 MS	079-0007-0001-SOURCEWATER MS	78
240-21987-1 MSD	079-0007-0001-SOURCEWATER MSD	81

Surrogate	Acceptance Limits
TFT = Trifluorotoluene (Surr)	10-150

Client: Environmental Chemical Corp.

Job Number: 240-21987-1

Surrogate Recovery Report

8015B GRO/DOD Gasoline Range Organics (GRO)

Client Matrix: Water

Lab Sample ID	Client Sample ID	TFT %Rec
MRL 240-79100/37		71
MRL 240-79100/45		67^

Surrogate	Acceptance Limits
TFT = Trifluorotoluene (Surr)	70-130

Client: Environmental Chemical Corp.

Job Number: 240-21987-1

Surrogate Recovery Report

8015B_DRO/DOD_Diesel Range Organics (DRO) (GC)

Client Matrix: Water

Lab Sample ID	Client Sample ID	C9 %Rec
240-21987-1	079-0007-0001-SOURCEWATER	52

Surrogate	Acceptance Limits
C9 = n-Nonane	10-110

Client: Environmental Chemical Corp.

Job Number: 240-21987-1

Surrogate Recovery Report

8015B DRO/DOD Diesel Range Organics (DRO) (GC)

Client Matrix: Water

Lab Sample ID	Client Sample ID	C9 %Rec
MRL 240-78992/4		102
MRL 240-78992/9		109

Surrogate	Acceptance Limits
C9 = n-Nonane	70-130

Client: Environmental Chemical Corp.

Job Number: 240-21987-1

Surrogate Recovery Report

8081/DOD Organochlorine Pesticides (GC)

Client Matrix: Water

Lab Sample ID	Client Sample ID	TCX1 %Rec	TCX2 %Rec	DCB1 %Rec	DCB2 %Rec
240-21987-1	079-0007-0001-SOURCEWATER	79	77	75M	73
MB 240-78726/2-A		85	82	91	89
LCS 240-78726/3-A		79	78	56	55

Surrogate	Acceptance Limits
TCX = Tetrachloro-m-xylene	25-140
DCB = DCB Decachlorobiphenyl	30-135

Client: Environmental Chemical Corp.

Job Number: 240-21987-1

Surrogate Recovery Report

8082/DOD Polychlorinated Biphenyls (PCBs) by Gas Chromatography

Client Matrix: Water

Lab Sample ID	Client Sample ID	TCX1 %Rec	TCX2 %Rec	DCB1 %Rec	DCB2 %Rec
240-21987-1	079-0007-0001-SOURCEWATER	97	80	80	71
MB 240-78721/17-A		88	74	75	77
LCS 240-78721/18-A		88	73	87	79

Surrogate	Acceptance Limits
TCX = Tetrachloro-m-xylene	40-140
DCB = DCB Decachlorobiphenyl	40-135

Client: Environmental Chemical Corp.

Job Number: 240-21987-1

Surrogate Recovery Report

8082/DOD Polychlorinated Biphenyls (PCBs) by Gas Chromatography

Client Matrix: Water

Lab Sample ID	Client Sample ID	TCX1 %Rec	TCX2 %Rec	DCB1 %Rec	DCB2 %Rec
MRL 240-79577/4			119		116
MRL 240-79577/31		136	112	132	120

Surrogate	Acceptance Limits
TCX = Tetrachloro-m-xylene	50-150
DCB = DCB Decachlorobiphenyl	50-150

Client: Environmental Chemical Corp.

Job Number: 240-21987-1

Surrogate Recovery Report

8151/DOD Herbicides (GC)

Client Matrix: Water

Lab Sample ID	Client Sample ID	DCPA1 %Rec	DCPA2 %Rec
240-21987-1	079-0007-0001-SOURCEWATER	76	86
MB 240-78626/3-A		79	88
LCS 240-78626/4-A		91	99
MRL 240-79197/13		130Q	117Q
MRL 240-79197/20		132Q	119Q

Surrogate	Acceptance Limits
DCPA = 2,4-Dichlorophenylacetic acid	32-112

Client: Environmental Chemical Corp.

Job Number: 240-21987-1

Surrogate Recovery Report

8330B Nitroaromatics and Nitramines (HPLC)

Client Matrix: Water

Lab Sample ID	Client Sample ID	DNT1 %Rec
240-21987-1	079-0007-0001-SOURCEWATER	86M
MB 320-12565/1-A		87
LCS 320-12565/2-A		87

Surrogate	Acceptance Limits
DNT = 3,4-Dinitrotoluene	79-111

Client: Environmental Chemical Corp. Job Number: 240-21987-1

Method Blank - Batch: 240-79725 **Method: 8260B/DoD**
Preparation: 5030B

Lab Sample ID:	MB 240-79725/6	Analysis Batch:	240-79725	Instrument ID:	A3UX12
Client Matrix:	Water	Prep Batch:	N/A	Lab File ID:	UX129318.D
Dilution:	1.0	Leach Batch:	N/A	Initial Weight/Volume:	5 mL
Analysis Date:	03/28/2013 1055	Units:	ug/L	Final Weight/Volume:	5 mL
Prep Date:	03/28/2013 1055				
Leach Date:	N/A				

Analyte	Result	Qual	DL	LOQ
1,1,1-Trichloroethane	0.25	U	0.22	1.0
1,1,2,2-Tetrachloroethane	0.25	U	0.18	1.0
1,1,2-Trichloroethane	0.50	U	0.27	1.0
1,1-Dichloroethane	0.25	U	0.15	1.0
1,1-Dichloroethene	0.25	U	0.19	1.0
1,2-Dichloroethane	0.25	U	0.22	1.0
1,2-Dichloroethene, Total	0.50	U	0.34	2.0
1,2-Dichloropropane	0.25	U	0.18	1.0
2-Butanone (MEK)	0.57	U	0.57	10
2-Hexanone	0.50	U	0.41	10
4-Methyl-2-pentanone (MIBK)	0.50	U	0.32	10
Acetone	1.1	U	1.1	10
Benzene	0.25	U	0.13	1.0
Bromoform	0.64	U	0.64	1.0
Bromomethane	0.50	U	0.41	1.0
Carbon disulfide	0.25	U	0.13	1.0
Carbon tetrachloride	0.25	U	0.13	1.0
Chlorobenzene	0.25	U	0.15	1.0
Chloromethane	0.50	U	0.30	1.0
cis-1,3-Dichloropropene	0.25	U	0.14	1.0
Dibromochloromethane	0.25	U	0.18	1.0
Bromodichloromethane	0.25	U	0.15	1.0
Ethylbenzene	0.25	U	0.17	1.0
Methyl tert-butyl ether	0.25	U	0.17	1.0
Methylene Chloride	0.344	J	0.33	1.0
Styrene	0.25	U	0.11	1.0
Tetrachloroethene	0.50	U	0.29	1.0
Toluene	0.25	U	0.13	1.0
trans-1,3-Dichloropropene	0.25	U	0.19	1.0
Trichloroethene	0.25	U	0.17	1.0
Vinyl chloride	0.25	U	0.22	1.0
Xylenes, Total	0.75	U	0.28	2.0
Chloroform	0.25	U	0.16	1.0
Bromochloromethane	0.50	U	0.29	1.0
1,2-Dibromoethane	0.25	U	0.24	1.0
Chloroethane	0.50	U	0.29	1.0

Surrogate	% Rec	Acceptance Limits
Toluene-d8 (Surr)	109	85 - 120
1,2-Dichloroethane-d4 (Surr)	103	70 - 120
4-Bromofluorobenzene (Surr)	105	75 - 120
Dibromofluoromethane (Surr)	101	85 - 115

Client: Environmental Chemical Corp. Job Number: 240-21987-1

Lab Control Sample - Batch: 240-79725

Method: 8260B/DoD
Preparation: 5030B

Lab Sample ID:	LCS 240-79725/4	Analysis Batch:	240-79725	Instrument ID:	A3UX12
Client Matrix:	Water	Prep Batch:	N/A	Lab File ID:	UX129316.D
Dilution:	1.0	Leach Batch:	N/A	Initial Weight/Volume:	5 mL
Analysis Date:	03/28/2013 1002	Units:	ug/L	Final Weight/Volume:	5 mL
Prep Date:	03/28/2013 1002				
Leach Date:	N/A				

Analyte	Spike Amount	Result	% Rec.	Limit	Qual
1,1,1-Trichloroethane	20.0	22.7	114	65 - 130	
1,1,2,2-Tetrachloroethane	20.0	18.1	90	65 - 130	
1,1,2-Trichloroethane	20.0	18.2	91	75 - 125	
1,1-Dichloroethane	20.0	19.3	96	70 - 135	
1,1-Dichloroethene	20.0	19.1	95	70 - 130	
1,2-Dichloroethane	20.0	20.2	101	70 - 130	
1,2-Dichloropropane	20.0	19.0	95	75 - 125	
2-Butanone (MEK)	40.0	34.7	87	30 - 150	
2-Hexanone	40.0	34.6	87	55 - 130	
4-Methyl-2-pentanone (MIBK)	40.0	32.1	80	60 - 135	
Acetone	40.0	33.8	85	40 - 140	
Benzene	20.0	19.0	95	80 - 120	
Bromoform	20.0	19.2	96	70 - 130	
Bromomethane	20.0	15.2	76	30 - 145	
Carbon disulfide	20.0	19.5	98	35 - 160	
Carbon tetrachloride	20.0	25.6	128	65 - 140	
Chlorobenzene	20.0	19.5	97	80 - 120	
Chloromethane	20.0	17.5	87	40 - 125	
cis-1,3-Dichloropropene	20.0	18.8	94	70 - 130	
Dibromochloromethane	20.0	19.4	97	60 - 135	
Bromodichloromethane	20.0	20.2	101	75 - 120	
Ethylbenzene	20.0	19.6	98	75 - 125	
Methyl tert-butyl ether	20.0	17.8	89	65 - 125	
Methylene Chloride	20.0	19.7	98	55 - 140	
Styrene	20.0	21.2	106	65 - 135	
Tetrachloroethene	20.0	20.3	102	45 - 150	
Toluene	20.0	20.4	102	75 - 120	
trans-1,3-Dichloropropene	20.0	20.4	102	55 - 140	
Trichloroethene	20.0	19.6	98	70 - 125	
Vinyl chloride	20.0	17.7	89	50 - 145	
Xylenes, Total	60.0	59.3	99	75 - 130	
Chloroform	20.0	18.9	95	65 - 135	
Bromochloromethane	20.0	20.5	102	65 - 130	
Chloroethane	20.0	17.8	89	60 - 135	

Surrogate	% Rec	Acceptance Limits
Toluene-d8 (Surr)	110	85 - 120
1,2-Dichloroethane-d4 (Surr)	103	70 - 120
4-Bromofluorobenzene (Surr)	103	75 - 120
Dibromofluoromethane (Surr)	109	85 - 115

Client: Environmental Chemical Corp. Job Number: 240-21987-1

Method Reporting Limit Check - Batch: 240-79725

Method: 8260B/DoD
Preparation: 5030B

Lab Sample ID:	MRL 240-79725/5	Analysis Batch:	240-79725	Instrument ID:	A3UX12
Client Matrix:	Water	Prep Batch:	N/A	Lab File ID:	UX129317.D
Dilution:	1.0	Leach Batch:	N/A	Initial Weight/Volume:	5 mL
Analysis Date:	03/28/2013 1029	Units:	ng/uL	Final Weight/Volume:	5 mL
Prep Date:	03/28/2013 1029				
Leach Date:	N/A				

Analyte	Spike Amount	Result	% Rec.	Limit	Qual
1,1,1-Trichloroethane	0.00100	0.000959	96	70 - 130	J
1,1,2,2-Tetrachloroethane	0.00100	0.00109	109	70 - 130	
1,1,2-Trichloroethane	0.00100	0.000795	80	70 - 130	J
1,1-Dichloroethane	0.00100	0.000850	85	70 - 130	J
1,1-Dichloroethene	0.00100	0.000973	97	70 - 130	J
1,2-Dichloroethane	0.00100	0.00115	115	70 - 130	
1,2-Dichloropropane	0.00100	0.000868	87	70 - 130	J
2-Butanone (MEK)	0.0100	0.00675	67	70 - 130	J ^
2-Hexanone	0.0100	0.00867	87	70 - 130	J
4-Methyl-2-pentanone (MIBK)	0.0100	0.00786	79	70 - 130	J
Acetone	0.0100	0.00824	82	70 - 130	J
Benzene	0.00100	0.000966	97	70 - 130	J
Bromoform	0.00100	0.000857	86	70 - 130	J
Bromomethane	0.00100	0.000956	96	70 - 130	J
Carbon disulfide	0.00100	0.000842	84	70 - 130	J
Carbon tetrachloride	0.00100	0.00136	136	70 - 130	^
Chlorobenzene	0.00100	0.000971	97	70 - 130	J
Chloromethane	0.00100	0.000984	98	70 - 130	J
cis-1,3-Dichloropropene	0.00100	0.000862	86	70 - 130	J
Dibromochloromethane	0.00100	0.000769	77	70 - 130	J
Bromodichloromethane	0.00100	0.000830	83	70 - 130	J
Ethylbenzene	0.00100	0.000957	96	70 - 130	J
Methyl tert-butyl ether	0.00100	0.000831	83	70 - 130	J
Methylene Chloride	0.00100	0.00138	138	70 - 130	^
Styrene	0.00100	0.000958	96	70 - 130	J
Tetrachloroethene	0.00100	0.00116	116	70 - 130	
Toluene	0.00100	0.00113	113	70 - 130	
trans-1,3-Dichloropropene	0.00100	0.000805	81	70 - 130	J
Trichloroethene	0.00100	0.000931	93	70 - 130	J
Vinyl chloride	0.00100	0.000954	95	70 - 130	J
Xylenes, Total	0.00300	0.00310	103	70 - 130	
Chloroform	0.00100	0.000796	80	70 - 130	J
Bromochloromethane	0.00100	0.000968	97	70 - 130	J
Chloroethane	0.00100	0.00101	101	70 - 130	

Surrogate	% Rec	Acceptance Limits
Toluene-d8 (Surr)	112	50 - 150
1,2-Dichloroethane-d4 (Surr)	105	50 - 150
4-Bromofluorobenzene (Surr)	110	50 - 150
Dibromofluoromethane (Surr)	107	50 - 150

Client: Environmental Chemical Corp. Job Number: 240-21987-1

Method Reporting Limit Check - Batch: 240-79725

Method: 8260B/DoD
Preparation: 5030B

Lab Sample ID:	MRL 240-79725/14	Analysis Batch:	240-79725	Instrument ID:	A3UX12
Client Matrix:	Water	Prep Batch:	N/A	Lab File ID:	UX129326.D
Dilution:	1.0	Leach Batch:	N/A	Initial Weight/Volume:	5 mL
Analysis Date:	03/28/2013 1426	Units:	ng/uL	Final Weight/Volume:	5 mL
Prep Date:	03/28/2013 1426				
Leach Date:	N/A				

Analyte	Spike Amount	Result	% Rec.	Limit	Qual
1,1,1-Trichloroethane	0.00100	0.000953	95	70 - 130	J
1,1,2,2-Tetrachloroethane	0.00100	0.000888	89	70 - 130	J
1,1,2-Trichloroethane	0.00100	0.000755	75	70 - 130	J
1,1-Dichloroethane	0.00100	0.000803	80	70 - 130	J
1,1-Dichloroethene	0.00100	0.000818	82	70 - 130	J
1,2-Dichloroethane	0.00100	0.00100	100	70 - 130	
1,2-Dichloropropane	0.00100	0.000871	87	70 - 130	J
2-Butanone (MEK)	0.0100	0.00692	69	70 - 130	J ^
2-Hexanone	0.0100	0.00702	70	70 - 130	J
4-Methyl-2-pentanone (MIBK)	0.0100	0.00664	66	70 - 130	J ^
Acetone	0.0100	0.00654	65	70 - 130	J ^
Benzene	0.00100	0.000907	91	70 - 130	J
Bromoform	0.00100	0.000641	64	70 - 130	J ^
Bromomethane	0.00100	0.00123	123	70 - 130	
Carbon disulfide	0.00100	0.000845	85	70 - 130	J
Carbon tetrachloride	0.00100	0.000966	97	70 - 130	J
Chlorobenzene	0.00100	0.000923	92	70 - 130	J
Chloromethane	0.00100	0.00133	133	70 - 130	^
cis-1,3-Dichloropropene	0.00100	0.000817	82	70 - 130	J
Dibromochloromethane	0.00100	0.000975	97	70 - 130	J
Bromodichloromethane	0.00100	0.000900	90	70 - 130	J
Ethylbenzene	0.00100	0.000840	84	70 - 130	J
Methyl tert-butyl ether	0.00100	0.000814	81	70 - 130	J
Methylene Chloride	0.00100	0.00150	150	70 - 130	^
Styrene	0.00100	0.000848	85	70 - 130	J
Tetrachloroethene	0.00100	0.00101	101	70 - 130	
Toluene	0.00100	0.000966	97	70 - 130	J
trans-1,3-Dichloropropene	0.00100	0.000873	87	70 - 130	J
Trichloroethene	0.00100	0.000718	72	70 - 130	J
Vinyl chloride	0.00100	0.00133	133	70 - 130	^
Xylenes, Total	0.00300	0.00263	88	70 - 130	
Chloroform	0.00100	0.000920	92	70 - 130	J
Bromochloromethane	0.00100	0.000990	99	70 - 130	J
Chloroethane	0.00100	0.00129	129	70 - 130	

Surrogate	% Rec	Acceptance Limits
Toluene-d8 (Surr)	106	50 - 150
1,2-Dichloroethane-d4 (Surr)	100	50 - 150
4-Bromofluorobenzene (Surr)	102	50 - 150
Dibromofluoromethane (Surr)	103	50 - 150

Client: Environmental Chemical Corp.

Job Number: 240-21987-1

Matrix Spike/
Matrix Spike Duplicate Recovery Report - Batch: 240-79725

Method: 8260B/DoD
Preparation: 5030B

MS Lab Sample ID:	240-21987-1	Analysis Batch:	240-79725	Instrument ID:	A3UX12
Client Matrix:	Water	Prep Batch:	N/A	Lab File ID:	UX129324.D
Dilution:	1.0	Leach Batch:	N/A	Initial Weight/Volume:	5 mL
Analysis Date:	03/28/2013 1333			Final Weight/Volume:	5 mL
Prep Date:	03/28/2013 1333				
Leach Date:	N/A				

MSD Lab Sample ID:	240-21987-1	Analysis Batch:	240-79725	Instrument ID:	A3UX12
Client Matrix:	Water	Prep Batch:	N/A	Lab File ID:	UX129325.D
Dilution:	1.0	Leach Batch:	N/A	Initial Weight/Volume:	5 mL
Analysis Date:	03/28/2013 1359			Final Weight/Volume:	5 mL
Prep Date:	03/28/2013 1359				
Leach Date:	N/A				

	% Rec.						
Analyte	MS	MSD	Limit	RPD	RPD Limit	MS Qual	MSD Qual
1,1,1-Trichloroethane	112	110	65 - 130	1	30		
1,1,2,2-Tetrachloroethane	92	94	65 - 130	1	30		
1,1,2-Trichloroethane	93	93	75 - 125	0	30		
1,1-Dichloroethane	99	95	70 - 135	5	30		
1,1-Dichloroethene	98	94	70 - 130	4	30		
1,2-Dichloroethane	104	101	70 - 130	3	30		
1,2-Dichloropropane	97	94	75 - 125	4	30		
2-Butanone (MEK)	98	95	30 - 150	3	30		
2-Hexanone	93	90	55 - 130	3	30		
4-Methyl-2-pentanone (MIBK)	82	84	60 - 135	2	30		
Acetone	80	87	40 - 140	9	30		
Benzene	98	94	80 - 120	4	30		
Bromoform	92	95	70 - 130	4	30		
Bromomethane	78	78	30 - 145	0	30		
Carbon disulfide	96	94	35 - 160	2	30		
Carbon tetrachloride	126	128	65 - 140	2	30		
Chlorobenzene	98	96	80 - 120	2	30		
Chloromethane	88	88	40 - 125	0	30		
cis-1,3-Dichloropropene	93	92	70 - 130	0	30		
Dibromochloromethane	99	97	60 - 135	2	30		
Bromodichloromethane	99	99	75 - 120	0	30		
Ethylbenzene	100	98	75 - 125	2	30		
Methyl tert-butyl ether	90	90	65 - 125	1	50		
Methylene Chloride	94	90	55 - 140	4	30		
Styrene	103	101	65 - 135	2	30		
Tetrachloroethene	107	101	45 - 150	6	30		
Toluene	101	101	75 - 120	0	30		
trans-1,3-Dichloropropene	101	102	55 - 140	1	30		
Trichloroethene	100	96	70 - 125	5	30		
Vinyl chloride	93	91	50 - 145	2	30		
Xylenes, Total	98	97	75 - 130	1	30		
Chloroform	99	92	65 - 135	7	30		
Bromochloromethane	121	113	65 - 130	7	30		

Client: Environmental Chemical Corp.

Job Number: 240-21987-1

Matrix Spike/
Matrix Spike Duplicate Recovery Report - Batch: 240-79725

Method: 8260B/DoD
Preparation: 5030B

MS Lab Sample ID:	240-21987-1	Analysis Batch:	240-79725	Instrument ID:	A3UX12
Client Matrix:	Water	Prep Batch:	N/A	Lab File ID:	UX129324.D
Dilution:	1.0	Leach Batch:	N/A	Initial Weight/Volume:	5 mL
Analysis Date:	03/28/2013 1333			Final Weight/Volume:	5 mL
Prep Date:	03/28/2013 1333				
Leach Date:	N/A				

MSD Lab Sample ID:	240-21987-1	Analysis Batch:	240-79725	Instrument ID:	A3UX12
Client Matrix:	Water	Prep Batch:	N/A	Lab File ID:	UX129325.D
Dilution:	1.0	Leach Batch:	N/A	Initial Weight/Volume:	5 mL
Analysis Date:	03/28/2013 1359			Final Weight/Volume:	5 mL
Prep Date:	03/28/2013 1359				
Leach Date:	N/A				

	% Rec.						
Analyte	MS	MSD	Limit	RPD	RPD Limit	MS Qual	MSD Qual
Chloroethane	90	88	60 - 135	2	30		

Surrogate	MS % Rec	MSD % Rec	Acceptance Limits
Toluene-d8 (Surr)	110	108	85 - 120
1,2-Dichloroethane-d4 (Surr)	105	101	70 - 120
4-Bromofluorobenzene (Surr)	106	107	75 - 120
Dibromofluoromethane (Surr)	109	107	85 - 115

Client: Environmental Chemical Corp.

Job Number: 240-21987-1

Matrix Spike/
Matrix Spike Duplicate Recovery Report - Batch: 240-79725

Method: 8260B/DoD
Preparation: 5030B

MS Lab Sample ID:	240-21987-1	Units:	ug/L	MSD Lab Sample ID:	240-21987-1
Client Matrix:	Water			Client Matrix:	Water
Dilution:	1.0			Dilution:	1.0
Analysis Date:	03/28/2013 1333			Analysis Date:	03/28/2013 1359
Prep Date:	03/28/2013 1333			Prep Date:	03/28/2013 1359
Leach Date:	N/A			Leach Date:	N/A

Analyte	Sample Result/Qual		MS Spike Amount	MSD Spike Amount	MS Result/Qual	MSD Result/Qual
1,1,1-Trichloroethane	0.25	U	20.0	20.0	22.3	22.1
1,1,2,2-Tetrachloroethane	0.25	U	20.0	20.0	18.4	18.7
1,1,2-Trichloroethane	0.50	U	20.0	20.0	18.6	18.6
1,1-Dichloroethane	0.25	U	20.0	20.0	19.9	18.9
1,1-Dichloroethene	0.25	U	20.0	20.0	19.6	18.9
1,2-Dichloroethane	0.25	U	20.0	20.0	20.8	20.1
1,2-Dichloropropane	0.25	U	20.0	20.0	19.4	18.7
2-Butanone (MEK)	0.57	U	40.0	40.0	39.4	38.1
2-Hexanone	0.50	U	40.0	40.0	37.1	36.1
4-Methyl-2-pentanone (MIBK)	0.50	U	40.0	40.0	32.9	33.6
Acetone	1.1	U	40.0	40.0	32.0	35.0
Benzene	0.25	U	20.0	20.0	19.5	18.8
Bromoform	0.64	U	20.0	20.0	18.4	19.1
Bromomethane	0.50	U	20.0	20.0	15.7	15.6
Carbon disulfide	0.25	U	20.0	20.0	19.3	18.9
Carbon tetrachloride	0.25	U	20.0	20.0	25.1	25.6
Chlorobenzene	0.25	U	20.0	20.0	19.6	19.2
Chloromethane	0.50	U	20.0	20.0	17.5	17.5
cis-1,3-Dichloropropene	0.25	U	20.0	20.0	18.5	18.5
Dibromochloromethane	0.25	U	20.0	20.0	19.8	19.4
Bromodichloromethane	0.25	U	20.0	20.0	19.8	19.8
Ethylbenzene	0.25	U	20.0	20.0	19.9	19.6
Methyl tert-butyl ether	0.25	U	20.0	20.0	18.0	17.9
Methylene Chloride	0.50	U	20.0	20.0	18.7	18.0
Styrene	0.25	U	20.0	20.0	20.5	20.2
Tetrachloroethene	0.50	U	20.0	20.0	21.3	20.1
Toluene	0.25	U	20.0	20.0	20.2	20.2
trans-1,3-Dichloropropene	0.25	U	20.0	20.0	20.2	20.3
Trichloroethene	0.25	U	20.0	20.0	20.1	19.1
Vinyl chloride	0.25	U	20.0	20.0	18.5	18.2
Xylenes, Total	0.75	U	60.0	60.0	58.7	58.1
Chloroform	0.25	U	20.0	20.0	19.9	18.5
Bromochloromethane	0.50	U	20.0	20.0	24.1	22.5
Chloroethane	0.50	U	20.0	20.0	18.0	17.6

Client: Environmental Chemical Corp. Job Number: 240-21987-1

Method Blank - Batch: 240-78456 **Method: 8270C/DoD**
Preparation: 3520C

Lab Sample ID:	MB 240-78456/17-A	Analysis Batch:	240-79745	Instrument ID:	A4HP7
Client Matrix:	Water	Prep Batch:	240-78456	Lab File ID:	30328004.D
Dilution:	1.0	Leach Batch:	N/A	Initial Weight/Volume:	1000 mL
Analysis Date:	03/28/2013 1206	Units:	ug/L	Final Weight/Volume:	2 mL
Prep Date:	03/15/2013 0845			Injection Volume:	1 uL
Leach Date:	N/A				

Analyte	Result	Qual	DL	LOQ
Acenaphthene	0.10	U	0.10	0.20
Acenaphthylene	0.10	U	0.10	0.20
Anthracene	0.10	U	0.10	0.20
Benzo[a]anthracene	0.10	U	0.10	0.20
Benzo[a]pyrene	0.10	U	0.10	0.20
Benzo[b]fluoranthene	0.10	U	0.10	0.20
Benzo[g,h,i]perylene	0.10	U	0.10	0.20
Benzoic acid	10	U	10	25
Benzo[k]fluoranthene	0.10	U	0.10	0.20
Benzyl alcohol	0.80	U	0.38	5.0
Bis(2-chloroethoxy)methane	0.80	U	0.32	1.0
Bis(2-chloroethyl)ether	0.10	U	0.10	1.0
bis (2-chloroisopropyl) ether	0.80	U	0.40	1.0
Bis(2-ethylhexyl) phthalate	0.855	J	0.80	2.0
4-Bromophenyl phenyl ether	0.80	U	0.80	2.0
Butyl benzyl phthalate	0.80	U	0.80	1.0
Carbazole	0.80	U	0.28	1.0
4-Chloroaniline	0.80	U	0.80	2.0
4-Chloro-3-methylphenol	0.80	U	0.80	2.0
2-Chloronaphthalene	0.10	U	0.10	1.0
2-Chlorophenol	0.80	U	0.29	1.0
4-Chlorophenyl phenyl ether	0.80	U	0.30	2.0
Chrysene	0.10	U	0.10	0.20
Dibenz(a,h)anthracene	0.10	U	0.10	0.20
Dibenzofuran	0.10	U	0.10	1.0
1,2-Dichlorobenzene	0.80	U	0.29	1.0
1,3-Dichlorobenzene	0.80	U	0.80	1.0
1,4-Dichlorobenzene	0.80	U	0.34	1.0
3,3'-Dichlorobenzidine	0.80	U	0.37	5.0
2,4-Dichlorophenol	0.80	U	0.80	2.0
Diethyl phthalate	0.80	U	0.60	1.0
2,4-Dimethylphenol	0.80	U	0.80	2.0
Dimethyl phthalate	0.80	U	0.29	1.0
Di-n-butyl phthalate	0.80	U	0.67	1.0
4,6-Dinitro-2-methylphenol	2.4	U	2.4	5.0
2,4-Dinitrophenol	2.4	U	2.4	5.0
2,4-Dinitrotoluene	0.80	U	0.27	5.0
2,6-Dinitrotoluene	0.80	U	0.80	5.0
Di-n-octyl phthalate	0.80	U	0.80	1.0
Fluoranthene	0.10	U	0.10	0.20
Fluorene	0.10	U	0.10	0.20
Hexachlorobenzene	0.10	U	0.10	0.20
Hexachlorobutadiene	0.80	U	0.27	1.0
Hexachlorocyclopentadiene	0.80	U	0.80	10
Hexachloroethane	0.80	U	0.80	1.0

Client: Environmental Chemical Corp.

Job Number: 240-21987-1

Method Blank - Batch: 240-78456

Method: 8270C/DoD
Preparation: 3520C

Lab Sample ID:	MB 240-78456/17-A	Analysis Batch:	240-79745	Instrument ID:	A4HP7
Client Matrix:	Water	Prep Batch:	240-78456	Lab File ID:	30328004.D
Dilution:	1.0	Leach Batch:	N/A	Initial Weight/Volume:	1000 mL
Analysis Date:	03/28/2013 1206	Units:	ug/L	Final Weight/Volume:	2 mL
Prep Date:	03/15/2013 0845			Injection Volume:	1 uL
Leach Date:	N/A				

Analyte	Result	Qual	DL	LOQ
Indeno[1,2,3-cd]pyrene	0.10	U	0.10	0.20
Isophorone	0.80	U	0.27	1.0
2-Methylnaphthalene	0.10	U	0.10	0.20
2-Methylphenol	0.80	U	0.80	1.0
3 & 4 Methylphenol	0.80	U	0.80	2.0
Naphthalene	0.10	U	0.10	0.20
2-Nitroaniline	0.80	U	0.80	2.0
3-Nitroaniline	0.80	U	0.28	2.0
4-Nitroaniline	0.80	U	0.80	2.0
Nitrobenzene	0.10	U	0.040	1.0
2-Nitrophenol	0.80	U	0.28	2.0
4-Nitrophenol	2.4	U	2.4	5.0
N-Nitrosodi-n-propylamine	0.80	U	0.80	1.0
N-Nitrosodiphenylamine	0.80	U	0.31	1.0
Pentachlorophenol	2.4	U	2.4	5.0
Phenanthrene	0.10	U	0.10	0.20
Phenol	0.80	U	0.60	1.0
Pyrene	0.10	U	0.10	0.20
1,2,4-Trichlorobenzene	0.80	U	0.28	1.0
2,4,5-Trichlorophenol	0.80	U	0.30	5.0
2,4,6-Trichlorophenol	0.80	U	0.80	5.0

Surrogate	% Rec	Acceptance Limits
2-Fluorobiphenyl (Surr)	63	50 - 110
2-Fluorophenol (Surr)	57	20 - 110
Nitrobenzene-d5 (Surr)	69	40 - 110
Phenol-d5 (Surr)	59	10 - 115
Terphenyl-d14 (Surr)	93	50 - 135
2,4,6-Tribromophenol (Surr)	50	40 - 125

Client: Environmental Chemical Corp. Job Number: 240-21987-1

Lab Control Sample - Batch: 240-78456 **Method: 8270C/DoD**
Preparation: 3520C

Lab Sample ID:	LCS 240-78456/18-A	Analysis Batch:	240-79745	Instrument ID:	A4HP7
Client Matrix:	Water	Prep Batch:	240-78456	Lab File ID:	30328005.D
Dilution:	1.0	Leach Batch:	N/A	Initial Weight/Volume:	1000 mL
Analysis Date:	03/28/2013 1229	Units:	ug/L	Final Weight/Volume:	2 mL
Prep Date:	03/15/2013 0845			Injection Volume:	1 uL
Leach Date:	N/A				

Analyte	Spike Amount	Result	% Rec.	Limit	Qual
Acenaphthene	20.0	16.6	83	45 - 110	
Acenaphthylene	20.0	16.7	84	50 - 105	
Anthracene	20.0	17.5	87	55 - 110	
Benzo[a]anthracene	20.0	17.9	89	55 - 110	
Benzo[a]pyrene	20.0	13.4	67	55 - 110	
Benzo[b]fluoranthene	20.0	18.4	92	45 - 120	
Benzo[g,h,i]perylene	20.0	18.8	94	40 - 125	
Benzoic acid	20.0	13.1	66	0 - 125	J
Benzo[k]fluoranthene	20.0	18.3	92	45 - 125	
Benzyl alcohol	20.0	13.7	69	30 - 110	
Bis(2-chloroethoxy)methane	20.0	16.2	81	45 - 105	
Bis(2-chloroethyl)ether	20.0	16.2	81	35 - 110	
bis (2-chloroisopropyl) ether	20.0	15.5	77	25 - 130	
Bis(2-ethylhexyl) phthalate	20.0	15.6	78	40 - 125	
4-Bromophenyl phenyl ether	20.0	15.7	78	50 - 115	
Butyl benzyl phthalate	20.0	16.9	84	45 - 115	
Carbazole	20.0	16.9	85	50 - 115	
4-Chloroaniline	20.0	14.3	71	15 - 110	
4-Chloro-3-methylphenol	20.0	13.7	68	45 - 110	
2-Chloronaphthalene	20.0	15.2	76	50 - 105	
2-Chlorophenol	20.0	13.4	67	35 - 105	
4-Chlorophenyl phenyl ether	20.0	16.3	81	50 - 110	
Chrysene	20.0	18.6	93	55 - 110	
Dibenz(a,h)anthracene	20.0	19.4	97	40 - 125	
Dibenzofuran	20.0	16.7	84	55 - 105	
1,2-Dichlorobenzene	20.0	13.8	69	35 - 100	
1,3-Dichlorobenzene	20.0	13.1	66	30 - 100	
1,4-Dichlorobenzene	20.0	11.0	55	30 - 100	
3,3'-Dichlorobenzidine	20.0	7.12	36	20 - 110	
2,4-Dichlorophenol	20.0	13.7	68	50 - 105	
Diethyl phthalate	20.0	17.2	86	40 - 120	
2,4-Dimethylphenol	20.0	8.22	41	30 - 110	
Dimethyl phthalate	20.0	17.3	87	25 - 125	
Di-n-butyl phthalate	20.0	17.0	85	55 - 115	
4,6-Dinitro-2-methylphenol	20.0	12.9	65	40 - 130	
2,4-Dinitrophenol	20.0	15.7	79	15 - 140	
2,4-Dinitrotoluene	20.0	15.9	80	50 - 120	
2,6-Dinitrotoluene	20.0	16.6	83	50 - 115	
Di-n-octyl phthalate	20.0	17.1	86	35 - 135	
Fluoranthene	20.0	17.3	87	55 - 115	
Fluorene	20.0	17.0	85	50 - 110	
Hexachlorobenzene	20.0	15.7	79	50 - 110	
Hexachlorobutadiene	20.0	12.2	61	25 - 105	
Hexachloroethane	20.0	12.8	64	30 - 95	
Indeno[1,2,3-cd]pyrene	20.0	17.9	90	45 - 125	
Isophorone	20.0	17.2	86	50 - 110	

Client: Environmental Chemical Corp.

Job Number: 240-21987-1

Lab Control Sample - Batch: 240-78456

Method: 8270C/DoD
Preparation: 3520C

Lab Sample ID:	LCS 240-78456/18-A	Analysis Batch:	240-79745	Instrument ID:	A4HP7
Client Matrix:	Water	Prep Batch:	240-78456	Lab File ID:	30328005.D
Dilution:	1.0	Leach Batch:	N/A	Initial Weight/Volume:	1000 mL
Analysis Date:	03/28/2013 1229	Units:	ug/L	Final Weight/Volume:	2 mL
Prep Date:	03/15/2013 0845			Injection Volume:	1 uL
Leach Date:	N/A				

Analyte	Spike Amount	Result	% Rec.	Limit	Qual
2-Methylnaphthalene	20.0	16.8	84	45 - 105	
2-Methylphenol	20.0	13.1	66	40 - 110	
3 & 4 Methylphenol	40.0	26.8	67	30 - 110	
Naphthalene	20.0	16.2	81	40 - 100	
2-Nitroaniline	20.0	14.9	75	50 - 115	
3-Nitroaniline	20.0	14.8	74	20 - 125	
4-Nitroaniline	20.0	15.2	76	35 - 120	
Nitrobenzene	20.0	16.6	83	45 - 110	
2-Nitrophenol	20.0	12.8	64	40 - 115	
4-Nitrophenol	20.0	13.0	65	0 - 125	
N-Nitrosodi-n-propylamine	20.0	14.9	75	35 - 130	
N-Nitrosodiphenylamine	20.0	14.8	74	50 - 110	
Pentachlorophenol	20.0	13.8	69	40 - 115	
Phenanthrene	20.0	16.8	84	50 - 115	
Phenol	20.0	13.4	67	0 - 115	
Pyrene	20.0	17.5	87	50 - 130	
1,2,4-Trichlorobenzene	20.0	13.7	69	35 - 105	
2,4,5-Trichlorophenol	20.0	13.4	67	50 - 110	
2,4,6-Trichlorophenol	20.0	13.9	70	50 - 115	

Surrogate	% Rec	Acceptance Limits
2-Fluorobiphenyl (Surr)	74	50 - 110
2-Fluorophenol (Surr)	67	20 - 110
Nitrobenzene-d5 (Surr)	84	40 - 110
Phenol-d5 (Surr)	68	10 - 115
Terphenyl-d14 (Surr)	91	50 - 135
2,4,6-Tribromophenol (Surr)	62	40 - 125

Client: Environmental Chemical Corp. Job Number: 240-21987-1

Method Reporting Limit Check - Batch: 240-79745 **Method: 8270C/DoD**
Preparation: N/A

Lab Sample ID:	MRL 240-79745/3	Analysis Batch:	240-79745	Instrument ID:	A4HP7
Client Matrix:	Water	Prep Batch:	N/A	Lab File ID:	30328003.D
Dilution:	1.0	Leach Batch:	N/A	Initial Weight/Volume:	1 mL
Analysis Date:	03/28/2013 1142	Units:	ng/uL	Final Weight/Volume:	
Prep Date:	N/A			Injection Volume:	1 uL
Leach Date:	N/A				

Analyte	Spike Amount	Result	% Rec.	Limit	Qual
Acenaphthene	5.00	4.88	98	70 - 130	
Acenaphthylene	5.00	5.09	102	70 - 130	
Anthracene	5.00	5.00	100	70 - 130	
Benzo[a]anthracene	5.00	4.90	98	70 - 130	
Benzo[a]pyrene	5.00	4.37	87	70 - 130	
Benzo[b]fluoranthene	5.00	4.82	96	70 - 130	
Benzo[g,h,i]perylene	5.00	4.74	95	70 - 130	
Benzoic acid	10.0	10.2	102	70 - 130	
Benzo[k]fluoranthene	5.00	4.74	95	70 - 130	
Benzyl alcohol	5.00	4.82	96	70 - 130	
Bis(2-chloroethoxy)methane	5.00	4.80	96	70 - 130	
Bis(2-chloroethyl)ether	5.00	4.76	95	70 - 130	
bis (2-chloroisopropyl) ether	5.00	4.57	91	70 - 130	
Bis(2-ethylhexyl) phthalate	5.00	4.59	92	70 - 130	
4-Bromophenyl phenyl ether	5.00	4.76	95	70 - 130	
Butyl benzyl phthalate	5.00	4.40	88	70 - 130	
Carbazole	5.00	4.79	96	70 - 130	
4-Chloroaniline	5.00	4.76	95	70 - 130	
4-Chloro-3-methylphenol	5.00	4.97	99	70 - 130	
2-Chloronaphthalene	5.00	4.85	97	70 - 130	
2-Chlorophenol	5.00	4.73	95	70 - 130	
4-Chlorophenyl phenyl ether	5.00	4.88	98	70 - 130	
Chrysene	5.00	4.72	94	70 - 130	
Dibenz(a,h)anthracene	5.00	4.88	98	70 - 130	
Dibenzofuran	5.00	4.87	97	70 - 130	
1,2-Dichlorobenzene	5.00	4.75	95	70 - 130	
1,3-Dichlorobenzene	5.00	4.69	94	70 - 130	
1,4-Dichlorobenzene	5.00	4.67	93	70 - 130	
3,3'-Dichlorobenzidine	5.00	4.71	94	70 - 130	
2,4-Dichlorophenol	5.00	4.90	98	70 - 130	
Diethyl phthalate	5.00	4.85	97	70 - 130	
2,4-Dimethylphenol	5.00	4.89	98	70 - 130	
Dimethyl phthalate	5.00	4.97	99	70 - 130	
Di-n-butyl phthalate	5.00	4.55	91	70 - 130	
4,6-Dinitro-2-methylphenol	5.00	5.08	102	70 - 130	
2,4-Dinitrophenol	10.0	11.0	110	70 - 130	
2,4-Dinitrotoluene	5.00	4.79	96	70 - 130	
2,6-Dinitrotoluene	5.00	4.63	93	70 - 130	
Di-n-octyl phthalate	5.00	4.83	97	70 - 130	
Fluoranthene	5.00	4.85	97	70 - 130	
Fluorene	5.00	4.86	97	70 - 130	
Hexachlorobenzene	5.00	4.67	93	70 - 130	
Hexachlorobutadiene	5.00	4.92	98	70 - 130	
Hexachloroethane	5.00	4.65	93	70 - 130	
Indeno[1,2,3-cd]pyrene	5.00	4.87	97	70 - 130	
Isophorone	5.00	4.92	98	70 - 130	

Client: Environmental Chemical Corp. Job Number: 240-21987-1

Method Reporting Limit Check - Batch: 240-79745 **Method: 8270C/DoD**
Preparation: N/A

Lab Sample ID:	MRL 240-79745/3	Analysis Batch:	240-79745	Instrument ID:	A4HP7
Client Matrix:	Water	Prep Batch:	N/A	Lab File ID:	30328003.D
Dilution:	1.0	Leach Batch:	N/A	Initial Weight/Volume:	1 mL
Analysis Date:	03/28/2013 1142	Units:	ng/uL	Final Weight/Volume:	
Prep Date:	N/A			Injection Volume:	1 uL
Leach Date:	N/A				

Analyte	Spike Amount	Result	% Rec.	Limit	Qual
2-Methylnaphthalene	5.00	4.78	96	70 - 130	
2-Methylphenol	5.00	4.77	95	70 - 130	
3 & 4 Methylphenol	5.00	4.77	95	70 - 130	
Naphthalene	5.00	4.74	95	70 - 130	
2-Nitroaniline	5.00	4.73	95	70 - 130	
3-Nitroaniline	5.00	4.90	98	70 - 130	
4-Nitroaniline	5.00	4.93	99	70 - 130	
Nitrobenzene	5.00	4.96	99	70 - 130	
2-Nitrophenol	5.00	4.53	91	70 - 130	
4-Nitrophenol	5.00	4.87	97	70 - 130	
N-Nitrosodi-n-propylamine	5.00	5.02	100	70 - 130	
N-Nitrosodiphenylamine	5.00	5.00	100	70 - 130	
Pentachlorophenol	10.0	9.30	93	70 - 130	
Phenanthrene	5.00	4.71	94	70 - 130	
Phenol	5.00	4.74	95	70 - 130	
Pyrene	5.00	4.84	97	70 - 130	
1,2,4-Trichlorobenzene	5.00	4.72	94	70 - 130	
2,4,5-Trichlorophenol	5.00	4.98	100	70 - 130	
2,4,6-Trichlorophenol	5.00	5.06	101	70 - 130	

Surrogate	% Rec	Acceptance Limits
2-Fluorobiphenyl (Surr)	96	70 - 130
2-Fluorophenol (Surr)	94	50 - 150
Nitrobenzene-d5 (Surr)	96	50 - 150
Phenol-d5 (Surr)	96	50 - 150
Terphenyl-d14 (Surr)	94	50 - 150
2,4,6-Tribromophenol (Surr)	99	50 - 150

Method Reporting Limit Check - Batch: 240-79745 **Method: 8270C/DoD**
Preparation: N/A

Lab Sample ID:	MRL 240-79745/7	Analysis Batch:	240-79745	Instrument ID:	A4HP7
Client Matrix:	Water	Prep Batch:	N/A	Lab File ID:	30328007.D
Dilution:	1.0	Leach Batch:	N/A	Initial Weight/Volume:	1 mL
Analysis Date:	03/28/2013 1317	Units:	ng/uL	Final Weight/Volume:	
Prep Date:	N/A			Injection Volume:	1 uL
Leach Date:	N/A				

Analyte	Spike Amount	Result	% Rec.	Limit	Qual
Acenaphthene	5.00	4.70	94	70 - 130	
Acenaphthylene	5.00	4.85	97	70 - 130	
Anthracene	5.00	4.91	98	70 - 130	
Benzo[a]anthracene	5.00	4.83	97	70 - 130	
Benzo[a]pyrene	5.00	4.27	85	70 - 130	

Client: Environmental Chemical Corp. Job Number: 240-21987-1

Method Reporting Limit Check - Batch: 240-79745 **Method: 8270C/DoD**
Preparation: N/A

Lab Sample ID:	MRL 240-79745/7	Analysis Batch:	240-79745	Instrument ID:	A4HP7
Client Matrix:	Water	Prep Batch:	N/A	Lab File ID:	30328007.D
Dilution:	1.0	Leach Batch:	N/A	Initial Weight/Volume:	1 mL
Analysis Date:	03/28/2013 1317	Units:	ng/uL	Final Weight/Volume:	
Prep Date:	N/A			Injection Volume:	1 uL
Leach Date:	N/A				

Analyte	Spike Amount	Result	% Rec.	Limit	Qual
Benzo[b]fluoranthene	5.00	4.67	93	70 - 130	
Benzo[g,h,i]perylene	5.00	4.81	96	70 - 130	
Benzoic acid	10.0	10.5	105	70 - 130	
Benzo[k]fluoranthene	5.00	4.92	98	70 - 130	
Benzyl alcohol	5.00	4.73	95	70 - 130	
Bis(2-chloroethoxy)methane	5.00	4.85	97	70 - 130	
Bis(2-chloroethyl)ether	5.00	4.63	93	70 - 130	
bis (2-chloroisopropyl) ether	5.00	4.55	91	70 - 130	
Bis(2-ethylhexyl) phthalate	5.00	4.39	88	70 - 130	
4-Bromophenyl phenyl ether	5.00	4.72	94	70 - 130	
Butyl benzyl phthalate	5.00	4.28	86	70 - 130	
Carbazole	5.00	4.64	93	70 - 130	
4-Chloroaniline	5.00	4.73	95	70 - 130	
4-Chloro-3-methylphenol	5.00	4.95	99	70 - 130	
2-Chloronaphthalene	5.00	4.62	92	70 - 130	
2-Chlorophenol	5.00	4.85	97	70 - 130	
4-Chlorophenyl phenyl ether	5.00	4.79	96	70 - 130	
Chrysene	5.00	4.72	94	70 - 130	
Dibenz(a,h)anthracene	5.00	4.90	98	70 - 130	
Dibenzofuran	5.00	4.61	92	70 - 130	
1,2-Dichlorobenzene	5.00	4.76	95	70 - 130	
1,3-Dichlorobenzene	5.00	4.73	95	70 - 130	
1,4-Dichlorobenzene	5.00	4.70	94	70 - 130	
3,3'-Dichlorobenzidine	5.00	4.64	93	70 - 130	
2,4-Dichlorophenol	5.00	4.90	98	70 - 130	
Diethyl phthalate	5.00	4.74	95	70 - 130	
2,4-Dimethylphenol	5.00	5.00	100	70 - 130	
Dimethyl phthalate	5.00	4.69	94	70 - 130	
Di-n-butyl phthalate	5.00	4.39	88	70 - 130	
4,6-Dinitro-2-methylphenol	5.00	5.23	105	70 - 130	
2,4-Dinitrophenol	10.0	10.2	102	70 - 130	
2,4-Dinitrotoluene	5.00	4.54	91	70 - 130	
2,6-Dinitrotoluene	5.00	4.42	88	70 - 130	
Di-n-octyl phthalate	5.00	4.57	91	70 - 130	
Fluoranthene	5.00	4.73	95	70 - 130	
Fluorene	5.00	4.74	95	70 - 130	
Hexachlorobenzene	5.00	4.70	94	70 - 130	
Hexachlorobutadiene	5.00	4.77	95	70 - 130	
Hexachloroethane	5.00	4.83	97	70 - 130	
Indeno[1,2,3-cd]pyrene	5.00	4.89	98	70 - 130	
Isophorone	5.00	4.87	97	70 - 130	
2-Methylnaphthalene	5.00	4.73	95	70 - 130	
2-Methylphenol	5.00	4.76	95	70 - 130	
3 & 4 Methylphenol	5.00	4.79	96	70 - 130	
Naphthalene	5.00	4.73	95	70 - 130	
2-Nitroaniline	5.00	4.45	89	70 - 130	

Client: Environmental Chemical Corp.

Job Number: 240-21987-1

Method Reporting Limit Check - Batch: 240-79745

Method: 8270C/DoD
Preparation: N/A

Lab Sample ID:	MRL 240-79745/7	Analysis Batch:	240-79745	Instrument ID:	A4HP7
Client Matrix:	Water	Prep Batch:	N/A	Lab File ID:	30328007.D
Dilution:	1.0	Leach Batch:	N/A	Initial Weight/Volume:	1 mL
Analysis Date:	03/28/2013 1317	Units:	ng/uL	Final Weight/Volume:	
Prep Date:	N/A			Injection Volume:	1 uL
Leach Date:	N/A				

Analyte	Spike Amount	Result	% Rec.	Limit	Qual
3-Nitroaniline	5.00	4.51	90	70 - 130	
4-Nitroaniline	5.00	4.89	98	70 - 130	
Nitrobenzene	5.00	4.86	97	70 - 130	
2-Nitrophenol	5.00	4.57	91	70 - 130	
4-Nitrophenol	5.00	4.64	93	70 - 130	
N-Nitrosodi-n-propylamine	5.00	4.84	97	70 - 130	
N-Nitrosodiphenylamine	5.00	0.00080	0	70 - 130	U ^
Pentachlorophenol	10.0	9.12	91	70 - 130	
Phenanthrene	5.00	4.62	92	70 - 130	
Phenol	5.00	4.77	95	70 - 130	
Pyrene	5.00	4.83	97	70 - 130	
1,2,4-Trichlorobenzene	5.00	4.82	96	70 - 130	
2,4,5-Trichlorophenol	5.00	4.90	98	70 - 130	
2,4,6-Trichlorophenol	5.00	4.94	99	70 - 130	

Surrogate	% Rec	Acceptance Limits
2-Fluorobiphenyl (Surr)	92	70 - 130
2-Fluorophenol (Surr)	94	50 - 150
Nitrobenzene-d5 (Surr)	96	50 - 150
Phenol-d5 (Surr)	97	50 - 150
Terphenyl-d14 (Surr)	95	50 - 150
2,4,6-Tribromophenol (Surr)	91	50 - 150

Client: Environmental Chemical Corp.

Job Number: 240-21987-1

Method Blank - Batch: 240-79100

Method: 8015B_GRO/DOD
Preparation: 5030B

Lab Sample ID:	MB 240-79100/38	Analysis Batch:	240-79100	Instrument ID:	YPID
Client Matrix:	Water	Prep Batch:	N/A	Lab File ID:	YF032238.D
Dilution:	1.0	Leach Batch:	N/A	Initial Weight/Volume:	5 mL
Analysis Date:	03/23/2013 0814	Units:	ug/L	Final Weight/Volume:	5 mL
Prep Date:	03/23/2013 0814			Injection Volume:	
Leach Date:	N/A				

Analyte	Result	Qual	DL	LOQ
C6-C12	57.2	J	25	100

Surrogate	% Rec	Acceptance Limits
Trifluorotoluene (Surr)	50	10 - 150

Client: Environmental Chemical Corp. Job Number: 240-21987-1

Method Reporting Limit Check - Batch: 240-79100

Method: 8015B_GRO/DOD
Preparation: 5030B

Lab Sample ID:	MRL 240-79100/37	Analysis Batch:	240-79100	Instrument ID:	YPID
Client Matrix:	Water	Prep Batch:	N/A	Lab File ID:	YF032237.D
Dilution:	1.0	Leach Batch:	N/A	Initial Weight/Volume:	5 mL
Analysis Date:	03/23/2013 0738	Units:	ug/L	Final Weight/Volume:	5 mL
Prep Date:	03/23/2013 0738			Injection Volume:	
Leach Date:	N/A				

Analyte	Spike Amount	Result	% Rec.	Limit	Qual
C6-C12	100	153	153	70 - 130	^

Surrogate	% Rec	Acceptance Limits
Trifluorotoluene (Surr)	71	70 - 130

Lab Control Sample - Batch: 240-79100

Method: 8015B_GRO/DOD
Preparation: 5030B

Lab Sample ID:	LCS 240-79100/39	Analysis Batch:	240-79100	Instrument ID:	YPID
Client Matrix:	Water	Prep Batch:	N/A	Lab File ID:	YF032239.D
Dilution:	1.0	Leach Batch:	N/A	Initial Weight/Volume:	5 mL
Analysis Date:	03/23/2013 0851	Units:	ug/L	Final Weight/Volume:	5 mL
Prep Date:	03/23/2013 0851			Injection Volume:	
Leach Date:	N/A				

Analyte	Spike Amount	Result	% Rec.	Limit	Qual
C6-C12	800	761	95	72 - 140	

Surrogate	% Rec	Acceptance Limits
Trifluorotoluene (Surr)	78	10 - 150

Method Reporting Limit Check - Batch: 240-79100

Method: 8015B_GRO/DOD
Preparation: 5030B

Lab Sample ID:	MRL 240-79100/45	Analysis Batch:	240-79100	Instrument ID:	YPID
Client Matrix:	Water	Prep Batch:	N/A	Lab File ID:	YF032245.D
Dilution:	1.0	Leach Batch:	N/A	Initial Weight/Volume:	5 mL
Analysis Date:	03/23/2013 1228	Units:	ug/L	Final Weight/Volume:	5 mL
Prep Date:	03/23/2013 1228			Injection Volume:	
Leach Date:	N/A				

Analyte	Spike Amount	Result	% Rec.	Limit	Qual
C6-C12	100	151	151	70 - 130	^

Surrogate	% Rec		Acceptance Limits
Trifluorotoluene (Surr)	67	^	70 - 130

Client: Environmental Chemical Corp. Job Number: 240-21987-1

Matrix Spike/
Matrix Spike Duplicate Recovery Report - Batch: 240-79100

Method: 8015B_GRO/DOD
Preparation: 5030B

MS Lab Sample ID:	240-21987-1	Analysis Batch:	240-79100	Instrument ID:	YPID
Client Matrix:	Water	Prep Batch:	N/A	Lab File ID:	YF032241.D
Dilution:	1.0	Leach Batch:	N/A	Initial Weight/Volume:	5 mL
Analysis Date:	03/23/2013 1003			Final Weight/Volume:	5 mL
Prep Date:	03/23/2013 1003			Injection Volume:	
Leach Date:	N/A				

MSD Lab Sample ID:	240-21987-1	Analysis Batch:	240-79100	Instrument ID:	YPID
Client Matrix:	Water	Prep Batch:	N/A	Lab File ID:	YF032242.D
Dilution:	1.0	Leach Batch:	N/A	Initial Weight/Volume:	5 mL
Analysis Date:	03/23/2013 1040			Final Weight/Volume:	5 mL
Prep Date:	03/23/2013 1040			Injection Volume:	
Leach Date:	N/A				

Analyte	% Rec. MS	% Rec. MSD	Limit	RPD	RPD Limit	MS Qual	MSD Qual
C6-C12	87	85	63 - 143	2	20		

Surrogate	MS % Rec	MSD % Rec	Acceptance Limits
Trifluorotoluene (Surr)	78	81	10 - 150

Matrix Spike/
Matrix Spike Duplicate Recovery Report - Batch: 240-79100

Method: 8015B_GRO/DOD
Preparation: 5030B

MS Lab Sample ID:	240-21987-1	Units:	ug/L	MSD Lab Sample ID:	240-21987-1
Client Matrix:	Water			Client Matrix:	Water
Dilution:	1.0			Dilution:	1.0
Analysis Date:	03/23/2013 1003			Analysis Date:	03/23/2013 1040
Prep Date:	03/23/2013 1003			Prep Date:	03/23/2013 1040
Leach Date:	N/A			Leach Date:	N/A

Analyte	Sample Result/Qual		MS Spike Amount	MSD Spike Amount	MS Result/Qual	MSD Result/Qual
C6-C12	74	J	800	800	767	751

Client: Environmental Chemical Corp. Job Number: 240-21987-1

Method Reporting Limit Check - Batch: 240-78992

Method: 8015B_DRO/DOD
Preparation: N/A

Lab Sample ID:	MRL 240-78992/4	Analysis Batch:	240-78992	Instrument ID:	A2HP5R
Client Matrix:	Water	Prep Batch:	N/A	Lab File ID:	P5B21004.D
Dilution:	1.0	Leach Batch:	N/A	Initial Weight/Volume:	1 mL
Analysis Date:	03/21/2013 1646	Units:	ng/uL	Final Weight/Volume:	
Prep Date:	N/A			Injection Volume:	1 uL
Leach Date:	N/A				

Analyte	Spike Amount	Result	% Rec.	Limit	Qual
Diesel	100	91.4	91	70 - 130	J

Surrogate	% Rec	Acceptance Limits
n-Nonane	102	70 - 130

Method Reporting Limit Check - Batch: 240-78992

Method: 8015B_DRO/DOD
Preparation: N/A

Lab Sample ID:	MRL 240-78992/9	Analysis Batch:	240-78992	Instrument ID:	A2HP5R
Client Matrix:	Water	Prep Batch:	N/A	Lab File ID:	P5B21009.D
Dilution:	1.0	Leach Batch:	N/A	Initial Weight/Volume:	1 mL
Analysis Date:	03/21/2013 1915	Units:	ng/uL	Final Weight/Volume:	
Prep Date:	N/A			Injection Volume:	1 uL
Leach Date:	N/A				

Analyte	Spike Amount	Result	% Rec.	Limit	Qual
Diesel	100	98.8	99	70 - 130	J

Surrogate	% Rec	Acceptance Limits
n-Nonane	109	70 - 130

Client: Environmental Chemical Corp. Job Number: 240-21987-1

Method Blank - Batch: 240-78726

Method: 8081/DOD
Preparation: 3520C

Lab Sample ID:	MB 240-78726/2-A	Analysis Batch:	240-79056	Instrument ID:	A2HP3
Client Matrix:	Water	Prep Batch:	240-78726	Lab File ID:	P3032111.D
Dilution:	1.0	Leach Batch:	N/A	Initial Weight/Volume:	1000 mL
Analysis Date:	03/21/2013 1756	Units:	ug/L	Final Weight/Volume:	5.0 mL
Prep Date:	03/19/2013 0910			Injection Volume:	1 uL
Leach Date:	N/A			Column ID:	PRIMARY

Analyte	Result	Qual	DL	LOQ
4,4'-DDD	0.010	U	0.0096	0.050
4,4'-DDE	0.010	U	0.0097	0.050
4,4'-DDT	0.030	U	0.016	0.050
Aldrin	0.010	U	0.0082	0.050
alpha-BHC	0.010	U	0.0070	0.050
alpha-Chlordane	0.014	U	0.014	0.050
beta-BHC	0.010	U	0.0084	0.050
delta-BHC	0.010	U	0.0087	0.050
Dieldrin	0.010	U	0.0075	0.050
Endosulfan I	0.013	U	0.013	0.050
Endosulfan II	0.012	U	0.012	0.050
Endosulfan sulfate	0.011	U	0.011	0.050
Endrin	0.011	U	0.011	0.050
Endrin aldehyde	0.011	U	0.011	0.050
Endrin ketone	0.010	U	0.0078	0.050
gamma-BHC (Lindane)	0.010	U	0.0064	0.050
gamma-Chlordane	0.012	U	0.012	0.050
Heptachlor	0.010	U	0.0080	0.050
Heptachlor epoxide	0.010	U	0.0071	0.050
Methoxychlor	0.032	U	0.032	0.10
Toxaphene	0.50	U	0.32	2.0

Surrogate	% Rec	Acceptance Limits
DCB Decachlorobiphenyl	91	30 - 135
Tetrachloro-m-xylene	85	25 - 140

Surrogate	% Rec	Acceptance Limits
DCB Decachlorobiphenyl	89	30 - 135
Tetrachloro-m-xylene	82	25 - 140

Client: Environmental Chemical Corp.

Job Number: 240-21987-1

Lab Control Sample - Batch: 240-78726

Method: 8081/DOD
Preparation: 3520C

Lab Sample ID:	LCS 240-78726/3-A	Analysis Batch:	240-79056	Instrument ID:	A2HP3
Client Matrix:	Water	Prep Batch:	240-78726	Lab File ID:	P3032109.D
Dilution:	1.0	Leach Batch:	N/A	Initial Weight/Volume:	1000 mL
Analysis Date:	03/21/2013 1716	Units:	ug/L	Final Weight/Volume:	5.0 mL
Prep Date:	03/19/2013 0910			Injection Volume:	1 uL
Leach Date:	N/A			Column ID:	PRIMARY

Analyte	Spike Amount	Result	% Rec.	Limit	Qual
4,4'-DDD	0.500	0.547	109	25 - 150	
4,4'-DDE	0.500	0.505	101	35 - 140	
4,4'-DDT	0.500	0.596	119	45 - 140	
Aldrin	0.500	0.485	97	25 - 140	
alpha-BHC	0.500	0.469	94	60 - 130	
alpha-Chlordane	0.500	0.492	98	65 - 125	
beta-BHC	0.500	0.474	95	65 - 125	
delta-BHC	0.500	0.518	104	45 - 135	
Dieldrin	0.500	0.514	103	60 - 130	
Endosulfan I	0.500	0.418	84	50 - 110	
Endosulfan II	0.500	0.454	91	30 - 130	
Endosulfan sulfate	0.500	0.526	105	55 - 135	
Endrin	0.500	0.520	104	55 - 135	
Endrin aldehyde	0.500	0.486	97	55 - 135	
Endrin ketone	0.500	0.510	102	75 - 125	
gamma-BHC (Lindane)	0.500	0.476	95	25 - 135	
gamma-Chlordane	0.500	0.510	102	60 - 125	
Heptachlor	0.500	0.492	98	40 - 130	
Heptachlor epoxide	0.500	0.501	100	60 - 130	
Methoxychlor	0.500	0.572	114	55 - 150	

Surrogate	% Rec	Acceptance Limits
DCB Decachlorobiphenyl	56	30 - 135
Tetrachloro-m-xylene	79	25 - 140

Surrogate	% Rec	Acceptance Limits
DCB Decachlorobiphenyl	55	30 - 135
Tetrachloro-m-xylene	78	25 - 140

Client: Environmental Chemical Corp. Job Number: 240-21987-1

Method Reporting Limit Check - Batch: 240-79056 **Method: 8081/DOD**
Preparation: N/A

Lab Sample ID:	MRL 240-79056/8	Analysis Batch:	240-79056	Instrument ID:	A2HP3
Client Matrix:	Water	Prep Batch:	N/A	Lab File ID:	P3032108.D
Dilution:	1.0	Leach Batch:	N/A	Initial Weight/Volume:	1 mL
Analysis Date:	03/21/2013 1656	Units:	ng/uL	Final Weight/Volume:	
Prep Date:	N/A			Injection Volume:	1 uL
Leach Date:	N/A			Column ID:	PRIMARY

Analyte	Spike Amount	Result	% Rec.	Limit	Qual
4,4'-DDD	0.00500	0.00524	105	70 - 130	
4,4'-DDE	0.00500	0.00490	98	70 - 130	J
4,4'-DDT	0.00500	0.00553	111	70 - 130	
Aldrin	0.00500	0.00494	99	70 - 130	J
alpha-BHC	0.00500	0.00446	89	70 - 130	J
alpha-Chlordane	0.00500	0.00535	107	70 - 130	
beta-BHC	0.00500	0.00551	110	70 - 130	
delta-BHC	0.00500	0.00478	96	70 - 130	J
Dieldrin	0.00500	0.00529	106	70 - 130	
Endosulfan I	0.00500	0.00533	107	70 - 130	
Endosulfan II	0.00500	0.00558	112	70 - 130	
Endosulfan sulfate	0.00500	0.00584	117	70 - 130	
Endrin	0.00500	0.00539	108	70 - 130	
Endrin aldehyde	0.00500	0.00616	123	70 - 130	
Endrin ketone	0.00500	0.00582	116	70 - 130	
gamma-BHC (Lindane)	0.00500	0.00467	93	70 - 130	J
gamma-Chlordane	0.00500	0.00521	104	70 - 130	
Heptachlor	0.00500	0.00524	105	70 - 130	
Heptachlor epoxide	0.00500	0.00532	106	70 - 130	
Methoxychlor	0.00500	0.00644	129	70 - 130	J

Method Reporting Limit Check - Batch: 240-79056 **Method: 8081/DOD**
Preparation: N/A

Lab Sample ID:	MRL 240-79056/8	Analysis Batch:	240-79056	Instrument ID:	A2HP3
Client Matrix:	Water	Prep Batch:	N/A	Lab File ID:	P3032108.D
Dilution:	1.0	Leach Batch:	N/A	Initial Weight/Volume:	1 mL
Analysis Date:	03/21/2013 1656	Units:	ng/uL	Final Weight/Volume:	
Prep Date:	N/A			Injection Volume:	1 uL
Leach Date:	N/A			Column ID:	SECONDARY

Analyte	Spike Amount	Result	% Rec.	Limit	Qual
4,4'-DDD	0.00500	0.00539	108	70 - 130	
4,4'-DDE	0.00500	0.00507	101	70 - 130	
4,4'-DDT	0.00500	0.00544	109	70 - 130	
Aldrin	0.00500	0.00499	100	70 - 130	J
alpha-BHC	0.00500	0.00450	90	70 - 130	J
alpha-Chlordane	0.00500	0.00547	109	70 - 130	
beta-BHC	0.00500	0.00580	116	70 - 130	
delta-BHC	0.00500	0.00497	99	70 - 130	J
Dieldrin	0.00500	0.00533	107	70 - 130	
Endosulfan I	0.00500	0.00567	113	70 - 130	
Endosulfan II	0.00500	0.00591	118	70 - 130	
Endosulfan sulfate	0.00500	0.00610	122	70 - 130	

Client: Environmental Chemical Corp. Job Number: 240-21987-1

Method Reporting Limit Check - Batch: 240-79056 **Method: 8081/DOD**
Preparation: N/A

Lab Sample ID:	MRL 240-79056/8	Analysis Batch:	240-79056	Instrument ID:	A2HP3
Client Matrix:	Water	Prep Batch:	N/A	Lab File ID:	P3032108.D
Dilution:	1.0	Leach Batch:	N/A	Initial Weight/Volume:	1 mL
Analysis Date:	03/21/2013 1656	Units:	ng/uL	Final Weight/Volume:	
Prep Date:	N/A			Injection Volume:	1 uL
Leach Date:	N/A			Column ID:	SECONDARY

Analyte	Spike Amount	Result	% Rec.	Limit	Qual
Endrin	0.00500	0.00555	111	70 - 130	
Endrin aldehyde	0.00500	0.00603	121	70 - 130	
Endrin ketone	0.00500	0.00605	121	70 - 130	
gamma-BHC (Lindane)	0.00500	0.00485	97	70 - 130	J
gamma-Chlordane	0.00500	0.00555	111	70 - 130	
Heptachlor	0.00500	0.00521	104	70 - 130	
Heptachlor epoxide	0.00500	0.00540	108	70 - 130	
Methoxychlor	0.00500	0.00609	122	70 - 130	J

Method Reporting Limit Check - Batch: 240-79056 **Method: 8081/DOD**
Preparation: N/A

Lab Sample ID:	MRL 240-79056/15	Analysis Batch:	240-79056	Instrument ID:	A2HP3
Client Matrix:	Water	Prep Batch:	N/A	Lab File ID:	P3032115.D
Dilution:	1.0	Leach Batch:	N/A	Initial Weight/Volume:	1 mL
Analysis Date:	03/21/2013 1917	Units:	ng/uL	Final Weight/Volume:	
Prep Date:	N/A			Injection Volume:	1 uL
Leach Date:	N/A			Column ID:	PRIMARY

Analyte	Spike Amount	Result	% Rec.	Limit	Qual
4,4'-DDD	0.00500	0.00543	109	70 - 130	
4,4'-DDE	0.00500	0.00531	106	70 - 130	
4,4'-DDT	0.00500	0.00582	116	70 - 130	
Aldrin	0.00500	0.00506	101	70 - 130	
alpha-BHC	0.00500	0.00458	92	70 - 130	J
alpha-Chlordane	0.00500	0.00564	113	70 - 130	
beta-BHC	0.00500	0.00563	113	70 - 130	
delta-BHC	0.00500	0.00491	98	70 - 130	J
Dieldrin	0.00500	0.00550	110	70 - 130	
Endosulfan I	0.00500	0.00566	113	70 - 130	
Endosulfan II	0.00500	0.00569	114	70 - 130	
Endosulfan sulfate	0.00500	0.00604	121	70 - 130	
Endrin	0.00500	0.00566	113	70 - 130	
Endrin aldehyde	0.00500	0.00601	120	70 - 130	
Endrin ketone	0.00500	0.00600	120	70 - 130	
gamma-BHC (Lindane)	0.00500	0.00474	95	70 - 130	J
gamma-Chlordane	0.00500	0.00543	109	70 - 130	
Heptachlor	0.00500	0.00535	107	70 - 130	
Heptachlor epoxide	0.00500	0.00546	109	70 - 130	
Methoxychlor	0.00500	0.00695	139	70 - 130	J ^

Client: Environmental Chemical Corp.

Job Number: 240-21987-1

Method Reporting Limit Check - Batch: 240-79056

Method: 8081/DOD
Preparation: N/A

Lab Sample ID:	MRL 240-79056/15	Analysis Batch:	240-79056	Instrument ID:	A2HP3
Client Matrix:	Water	Prep Batch:	N/A	Lab File ID:	P3032115.D
Dilution:	1.0	Leach Batch:	N/A	Initial Weight/Volume:	1 mL
Analysis Date:	03/21/2013 1917	Units:	ng/uL	Final Weight/Volume:	
Prep Date:	N/A			Injection Volume:	1 uL
Leach Date:	N/A			Column ID:	SECONDARY

Analyte	Spike Amount	Result	% Rec.	Limit	Qual
4,4'-DDD	0.00500	0.00547	109	70 - 130	
4,4'-DDE	0.00500	0.00504	101	70 - 130	
4,4'-DDT	0.00500	0.00574	115	70 - 130	
Aldrin	0.00500	0.00511	102	70 - 130	
alpha-BHC	0.00500	0.00460	92	70 - 130	J
alpha-Chlordane	0.00500	0.00539	108	70 - 130	
beta-BHC	0.00500	0.00595	119	70 - 130	
delta-BHC	0.00500	0.00510	102	70 - 130	
Dieldrin	0.00500	0.00528	106	70 - 130	
Endosulfan I	0.00500	0.00557	111	70 - 130	
Endosulfan II	0.00500	0.00605	121	70 - 130	
Endosulfan sulfate	0.00500	0.00625	125	70 - 130	
Endrin	0.00500	0.00562	112	70 - 130	
Endrin aldehyde	0.00500	0.00618	124	70 - 130	
Endrin ketone	0.00500	0.00624	125	70 - 130	
gamma-BHC (Lindane)	0.00500	0.00494	99	70 - 130	J
gamma-Chlordane	0.00500	0.00545	109	70 - 130	
Heptachlor	0.00500	0.00529	106	70 - 130	
Heptachlor epoxide	0.00500	0.00548	110	70 - 130	
Methoxychlor	0.00500	0.00645	129	70 - 130	J

Client: Environmental Chemical Corp. Job Number: 240-21987-1

Method Blank - Batch: 240-78721 **Method: 8082/DOD**
Preparation: 3520C

Lab Sample ID:	MB 240-78721/17-A	Analysis Batch:	240-79577	Instrument ID:	A2HP4
Client Matrix:	Water	Prep Batch:	240-78721	Lab File ID:	P4000020.D
Dilution:	1.0	Leach Batch:	N/A	Initial Weight/Volume:	1000 mL
Analysis Date:	03/27/2013 1228	Units:	ug/L	Final Weight/Volume:	5.0 mL
Prep Date:	03/19/2013 0852			Injection Volume:	1 uL
Leach Date:	N/A			Column ID:	PRIMARY

Analyte	Result	Qual	DL	LOQ
Aroclor-1221	0.20	U	0.13	0.50
Aroclor-1016	0.20	U	0.17	0.50
Aroclor-1232	0.20	U	0.16	0.50
Aroclor-1242	0.40	U	0.22	0.50
Aroclor-1248	0.20	U	0.10	0.50
Aroclor-1254	0.20	U	0.16	0.50
Aroclor-1260	0.20	U	0.17	0.50

Surrogate	% Rec	Acceptance Limits
Tetrachloro-m-xylene	74	40 - 140
DCB Decachlorobiphenyl	77	40 - 135

Surrogate	% Rec	Acceptance Limits
Tetrachloro-m-xylene	88	40 - 140
DCB Decachlorobiphenyl	75	40 - 135

Lab Control Sample - Batch: 240-78721 **Method: 8082/DOD**
Preparation: 3520C

Lab Sample ID:	LCS 240-78721/18-A	Analysis Batch:	240-79577	Instrument ID:	A2HP4
Client Matrix:	Water	Prep Batch:	240-78721	Lab File ID:	P4000029.D
Dilution:	1.0	Leach Batch:	N/A	Initial Weight/Volume:	1000 mL
Analysis Date:	03/27/2013 1459	Units:	ug/L	Final Weight/Volume:	5.0 mL
Prep Date:	03/19/2013 0852			Injection Volume:	1 uL
Leach Date:	N/A			Column ID:	PRIMARY

Analyte	Spike Amount	Result	% Rec.	Limit	Qual
Aroclor-1016	5.00	4.44	89	25 - 145	
Aroclor-1260	5.00	4.51	90	30 - 145	

Surrogate	% Rec	Acceptance Limits
Tetrachloro-m-xylene	73	40 - 140
DCB Decachlorobiphenyl	79	40 - 135

Surrogate	% Rec	Acceptance Limits
Tetrachloro-m-xylene	88	40 - 140
DCB Decachlorobiphenyl	87	40 - 135

Client: Environmental Chemical Corp. Job Number: 240-21987-1

Method Reporting Limit Check - Batch: 240-79577 **Method: 8082/DOD**
Preparation: N/A

Lab Sample ID:	MRL 240-79577/4	Analysis Batch:	240-79577	Instrument ID:	A2HP4
Client Matrix:	Water	Prep Batch:	N/A	Lab File ID:	P4000004.D
Dilution:	1.0	Leach Batch:	N/A	Initial Weight/Volume:	1 mL
Analysis Date:	03/27/2013 0817	Units:	ng/uL	Final Weight/Volume:	1.0 mL
Prep Date:	N/A			Injection Volume:	1 uL
Leach Date:	N/A			Column ID:	PRIMARY

Analyte	Spike Amount	Result	% Rec.	Limit	Qual
Aroclor-1016	0.0500	0.0545	109	70 - 130	
Aroclor-1260	0.0500	0.0545	109	70 - 130	

Surrogate	% Rec	Acceptance Limits
Tetrachloro-m-xylene	119	50 - 150
DCB Decachlorobiphenyl	116	50 - 150

Method Reporting Limit Check - Batch: 240-79577 **Method: 8082/DOD**
Preparation: N/A

Lab Sample ID:	MRL 240-79577/31	Analysis Batch:	240-79577	Instrument ID:	A2HP4
Client Matrix:	Water	Prep Batch:	N/A	Lab File ID:	P4000031.D
Dilution:	1.0	Leach Batch:	N/A	Initial Weight/Volume:	1 mL
Analysis Date:	03/27/2013 1531	Units:	ng/uL	Final Weight/Volume:	1.0 mL
Prep Date:	N/A			Injection Volume:	1 uL
Leach Date:	N/A			Column ID:	PRIMARY

Analyte	Spike Amount	Result	% Rec.	Limit	Qual
Aroclor-1016	0.0500	0.0543	109	70 - 130	
Aroclor-1260	0.0500	0.0536	107	70 - 130	

Surrogate	% Rec	Acceptance Limits
Tetrachloro-m-xylene	112	50 - 150
DCB Decachlorobiphenyl	120	50 - 150

Method Reporting Limit Check - Batch: 240-79577 **Method: 8082/DOD**
Preparation: N/A

Lab Sample ID:	MRL 240-79577/31	Analysis Batch:	240-79577	Instrument ID:	A2HP4
Client Matrix:	Water	Prep Batch:	N/A	Lab File ID:	P4000031.D
Dilution:	1.0	Leach Batch:	N/A	Initial Weight/Volume:	1 mL
Analysis Date:	03/27/2013 1531	Units:	ng/uL	Final Weight/Volume:	1.0 mL
Prep Date:	N/A			Injection Volume:	1 uL
Leach Date:	N/A			Column ID:	SECONDARY

Analyte	Spike Amount	Result	% Rec.	Limit	Qual
Aroclor-1016	0.0500	0.0601	120	70 - 130	
Aroclor-1260	0.0500	0.0571	114	70 - 130	

Surrogate	% Rec	Acceptance Limits
Tetrachloro-m-xylene	136	50 - 150
DCB Decachlorobiphenyl	132	50 - 150

Client: Environmental Chemical Corp.

Job Number: 240-21987-1

Method Blank - Batch: 240-78626

Method: 8151/DOD
Preparation: 8151A

Lab Sample ID:	MB 240-78626/3-A	Analysis Batch:	240-79197	Instrument ID:	A2HP1
Client Matrix:	Water	Prep Batch:	240-78626	Lab File ID:	P1000016.D
Dilution:	1.0	Leach Batch:	N/A	Initial Weight/Volume:	500 mL
Analysis Date:	03/22/2013 2121	Units:	ug/L	Final Weight/Volume:	100 mL
Prep Date:	03/18/2013 1035			Injection Volume:	1 uL
Leach Date:	N/A			Column ID:	PRIMARY

Analyte	Result	Qual	DL	LOQ
2,4-D	0.50	U	0.41	4.0
Dalapon	0.20	U	0.17	2.0
2,4-DB	1.0	U	0.69	4.0
Dicamba	1.0	U	0.52	2.0
Dichlorprop	1.0	U	0.86	4.0
Dinoseb	0.20	U	0.087	0.60
MCPA	400	U	390	400
MCPP	400	U	400	400
Pentachlorophenol	0.040	U	0.024	0.10
Silvex (2,4,5-TP)	0.20	U	0.20	1.0
2,4,5-T	0.50	U	0.30	1.0

Surrogate	% Rec	Acceptance Limits
2,4-Dichlorophenylacetic acid	88	32 - 112

Surrogate	% Rec	Acceptance Limits
2,4-Dichlorophenylacetic acid	79	32 - 112

Client: Environmental Chemical Corp.

Job Number: 240-21987-1

Lab Control Sample - Batch: 240-78626

Method: 8151/DOD
Preparation: 8151A

Lab Sample ID:	LCS 240-78626/4-A	Analysis Batch:	240-79197	Instrument ID:	A2HP1
Client Matrix:	Water	Prep Batch:	240-78626	Lab File ID:	P1000017.D
Dilution:	1.0	Leach Batch:	N/A	Initial Weight/Volume:	500 mL
Analysis Date:	03/22/2013 2144	Units:	ug/L	Final Weight/Volume:	100 mL
Prep Date:	03/18/2013 1035			Injection Volume:	1 uL
Leach Date:	N/A			Column ID:	PRIMARY

Analyte	Spike Amount	Result	% Rec.	Limit	Qual
2,4-D	40.0	41.7	104	35 - 115	
Dalapon	20.0	17.5	87	40 - 110	
2,4-DB	40.0	21.4	53	45 - 130	
Dicamba	20.0	19.7	98	60 - 110	
Dichlorprop	40.0	50.2	126	70 - 120	Q
Dinoseb	6.00	5.02	84	20 - 110	
MCPA	4000	3800	95	60 - 145	
Silvex (2,4,5-TP)	10.0	10.2	102	50 - 115	
2,4,5-T	10.0	11.1	111	35 - 110	Q

Surrogate	% Rec	Acceptance Limits
2,4-Dichlorophenylacetic acid	99	32 - 112

Surrogate	% Rec	Acceptance Limits
2,4-Dichlorophenylacetic acid	91	32 - 112

Client: Environmental Chemical Corp. Job Number: 240-21987-1

Method Reporting Limit Check - Batch: 240-79197

Method: 8151/DOD
Preparation: N/A

Lab Sample ID:	MRL 240-79197/13	Analysis Batch:	240-79197	Instrument ID:	A2HP1
Client Matrix:	Water	Prep Batch:	N/A	Lab File ID:	P1000013.D
Dilution:	1.0	Leach Batch:	N/A	Initial Weight/Volume:	1 mL
Analysis Date:	03/22/2013 2011	Units:	ng/uL	Final Weight/Volume:	1.0 mL
Prep Date:	N/A			Injection Volume:	1 uL
Leach Date:	N/A			Column ID:	PRIMARY

Analyte	Spike Amount	Result	% Rec.	Limit	Qual
2,4-D	0.0200	0.0205	103	70 - 130	
Dalapon	0.0100	0.0122	122	70 - 130	
2,4-DB	0.0200	0.0193	97	70 - 130	
Dicamba	0.0100	0.0109	109	70 - 130	
Dichlorprop	0.0200	0.0223	112	70 - 130	
Dinoseb	0.00300	0.00303	101	70 - 130	M
MCPA	2.00	0.925	46	70 - 130	^
Silvex (2,4,5-TP)	0.00500	0.00507	101	70 - 130	
2,4,5-T	0.00500	0.00473	95	70 - 130	

Surrogate	% Rec		Acceptance Limits
2,4-Dichlorophenylacetic acid	117	Q	32 - 112

Method Reporting Limit Check - Batch: 240-79197

Method: 8151/DOD
Preparation: N/A

Lab Sample ID:	MRL 240-79197/13	Analysis Batch:	240-79197	Instrument ID:	A2HP1
Client Matrix:	Water	Prep Batch:	N/A	Lab File ID:	P1000013.D
Dilution:	1.0	Leach Batch:	N/A	Initial Weight/Volume:	1 mL
Analysis Date:	03/22/2013 2011	Units:	ng/uL	Final Weight/Volume:	1.0 mL
Prep Date:	N/A			Injection Volume:	1 uL
Leach Date:	N/A			Column ID:	SECONDARY

Analyte	Spike Amount	Result	% Rec.	Limit	Qual
2,4-D	0.0200	0.0231	115	70 - 130	
Dalapon	0.0100	0.0127	127	70 - 130	
2,4-DB	0.0200	0.0208	104	70 - 130	
Dicamba	0.0100	0.0120	120	70 - 130	
Dichlorprop	0.0200	0.0259	130	70 - 130	
Dinoseb	0.00300	0.00365	122	70 - 130	
MCPA	2.00	0.962	48	70 - 130	^
Silvex (2,4,5-TP)	0.00500	0.00550	110	70 - 130	
2,4,5-T	0.00500	0.00521	104	70 - 130	

Surrogate	% Rec		Acceptance Limits
2,4-Dichlorophenylacetic acid	130	Q	32 - 112

Client: Environmental Chemical Corp. Job Number: 240-21987-1

Method Reporting Limit Check - Batch: 240-79197

Method: 8151/DOD
Preparation: N/A

Lab Sample ID:	MRL 240-79197/20	Analysis Batch:	240-79197	Instrument ID:	A2HP1
Client Matrix:	Water	Prep Batch:	N/A	Lab File ID:	P1000020.D
Dilution:	1.0	Leach Batch:	N/A	Initial Weight/Volume:	1 mL
Analysis Date:	03/22/2013 2254	Units:	ng/uL	Final Weight/Volume:	1.0 mL
Prep Date:	N/A			Injection Volume:	1 uL
Leach Date:	N/A			Column ID:	PRIMARY

Analyte	Spike Amount	Result	% Rec.	Limit	Qual
2,4-D	0.0200	0.0212	106	70 - 130	
Dalapon	0.0100	0.0114	114	70 - 130	
2,4-DB	0.0200	0.0192	96	70 - 130	M
Dicamba	0.0100	0.0113	113	70 - 130	
Dichlorprop	0.0200	0.0225	113	70 - 130	
Dinoseb	0.00300	0.00295	98	70 - 130	
MCPA	2.00	1.03	51	70 - 130	^
Silvex (2,4,5-TP)	0.00500	0.00502	100	70 - 130	
2,4,5-T	0.00500	0.00473	95	70 - 130	

Surrogate	% Rec		Acceptance Limits
2,4-Dichlorophenylacetic acid	119	Q	32 - 112

Method Reporting Limit Check - Batch: 240-79197

Method: 8151/DOD
Preparation: N/A

Lab Sample ID:	MRL 240-79197/20	Analysis Batch:	240-79197	Instrument ID:	A2HP1
Client Matrix:	Water	Prep Batch:	N/A	Lab File ID:	P1000020.D
Dilution:	1.0	Leach Batch:	N/A	Initial Weight/Volume:	1 mL
Analysis Date:	03/22/2013 2254	Units:	ng/uL	Final Weight/Volume:	1.0 mL
Prep Date:	N/A			Injection Volume:	1 uL
Leach Date:	N/A			Column ID:	SECONDARY

Analyte	Spike Amount	Result	% Rec.	Limit	Qual
2,4-D	0.0200	0.0231	116	70 - 130	
Dalapon	0.0100	0.0127	127	70 - 130	
2,4-DB	0.0200	0.0210	105	70 - 130	
Dicamba	0.0100	0.0122	122	70 - 130	
Dichlorprop	0.0200	0.0262	131	70 - 130	^
Dinoseb	0.00300	0.00368	123	70 - 130	
MCPA	2.00	0.998	50	70 - 130	^
Silvex (2,4,5-TP)	0.00500	0.00559	112	70 - 130	
2,4,5-T	0.00500	0.00518	104	70 - 130	

Surrogate	% Rec		Acceptance Limits
2,4-Dichlorophenylacetic acid	132	Q	32 - 112

Client: Environmental Chemical Corp. Job Number: 240-21987-1

Method Blank - Batch: 320-12568

Method: 8330 Modified
Preparation: Filtration

Lab Sample ID:	MB 320-12568/1-A	Analysis Batch:	320-12714	Instrument ID:	PDA1
Client Matrix:	Water	Prep Batch:	320-12568	Lab File ID:	320-0003395-013-1.d
Dilution:	1.0	Leach Batch:	N/A	Initial Weight/Volume:	10 mL
Analysis Date:	03/21/2013 1301	Units:	ug/L	Final Weight/Volume:	10 mL
Prep Date:	03/19/2013 1418			Injection Volume:	50 uL
Leach Date:	N/A				

Analyte	Result	Qual	DL	LOQ
Nitroguanidine	6.0	U	2.4	20

Method Blank - Batch: 320-12568

Method: 8330 Modified
Preparation: Filtration

Lab Sample ID:	MB 320-12568/1-A	Analysis Batch:	320-12878	Instrument ID:	PDA1
Client Matrix:	Water	Prep Batch:	320-12568	Lab File ID:	320-0003448-006-1.d
Dilution:	1.0	Leach Batch:	N/A	Initial Weight/Volume:	10 mL
Analysis Date:	03/22/2013 1532	Units:	ug/L	Final Weight/Volume:	10 mL
Prep Date:	03/19/2013 1418			Injection Volume:	50 uL
Leach Date:	N/A				

Analyte	Result	Qual	DL	LOQ
Nitroguanidine	6.0	U	2.4	20

Lab Control Sample - Batch: 320-12568

Method: 8330 Modified
Preparation: Filtration

Lab Sample ID:	LCS 320-12568/2-A	Analysis Batch:	320-12714	Instrument ID:	PDA1
Client Matrix:	Water	Prep Batch:	320-12568	Lab File ID:	320-0003395-014-1.d
Dilution:	1.0	Leach Batch:	N/A	Initial Weight/Volume:	10 mL
Analysis Date:	03/21/2013 1316	Units:	ug/L	Final Weight/Volume:	10 mL
Prep Date:	03/19/2013 1418			Injection Volume:	50 uL
Leach Date:	N/A				

Analyte	Spike Amount	Result	% Rec.	Limit	Qual
Nitroguanidine	250	250	100	73 - 117	

Client: Environmental Chemical Corp. Job Number: 240-21987-1

Matrix Spike/
Matrix Spike Duplicate Recovery Report - Batch: 320-12568

Method: 8330 Modified
Preparation: Filtration

MS Lab Sample ID:	240-21987-1	Analysis Batch:	320-12714	Instrument ID:	PDA1
Client Matrix:	Water	Prep Batch:	320-12568	Lab File ID:	320-0003395-016-1.d
Dilution:	1.0	Leach Batch:	N/A	Initial Weight/Volume:	10 mL
Analysis Date:	03/21/2013 1345			Final Weight/Volume:	10 mL
Prep Date:	03/19/2013 1418			Injection Volume:	50 uL
Leach Date:	N/A				

MSD Lab Sample ID:	240-21987-1	Analysis Batch:	320-12714	Instrument ID:	PDA1
Client Matrix:	Water	Prep Batch:	320-12568	Lab File ID:	320-0003395-017-1.d
Dilution:	1.0	Leach Batch:	N/A	Initial Weight/Volume:	10 mL
Analysis Date:	03/21/2013 1400			Final Weight/Volume:	10 mL
Prep Date:	03/19/2013 1418			Injection Volume:	50 uL
Leach Date:	N/A				

	% Rec.						
Analyte	MS	MSD	Limit	RPD	RPD Limit	MS Qual	MSD Qual
Nitroguanidine	105	103	73 - 117	2	15		

Matrix Spike/
Matrix Spike Duplicate Recovery Report - Batch: 320-12568

Method: 8330 Modified
Preparation: Filtration

MS Lab Sample ID:	240-21987-1	Units: ug/L	
Client Matrix:	Water		
Dilution:	1.0		
Analysis Date:	03/21/2013 1345		
Prep Date:	03/19/2013 1418		
Leach Date:	N/A		

MSD Lab Sample ID:	240-21987-1
Client Matrix:	Water
Dilution:	1.0
Analysis Date:	03/21/2013 1400
Prep Date:	03/19/2013 1418
Leach Date:	N/A

Analyte	Sample Result/Qual		MS Spike Amount	MSD Spike Amount	MS Result/Qual	MSD Result/Qual
Nitroguanidine	6.0	J	250	250	268	263

Client: Environmental Chemical Corp.

Job Number: 240-21987-1

Method Blank - Batch: 320-12565

Method: 8330B
Preparation: 8330-Prep

Lab Sample ID:	MB 320-12565/1-A	Analysis Batch:	320-12703	Instrument ID:	LC10
Client Matrix:	Water	Prep Batch:	320-12565	Lab File ID:	U000005.D
Dilution:	1.0	Leach Batch:	N/A	Initial Weight/Volume:	1000 mL
Analysis Date:	03/21/2013 1251	Units:	ug/L	Final Weight/Volume:	20 mL
Prep Date:	03/19/2013 1352			Injection Volume:	500 uL
Leach Date:	N/A			Column ID:	PRIMARY

Analyte	Result	Qual	DL	LOQ
1,3,5-Trinitrobenzene	0.050	U	0.031	0.10
1,3-Dinitrobenzene	0.10	U	0.050	0.10
2,4,6-Trinitrotoluene	0.10	U	0.050	0.10
2,4-Dinitrotoluene	0.10	U	0.050	0.10
2,6-Dinitrotoluene	0.10	U	0.050	0.10
2-Amino-4,6-dinitrotoluene	0.10	U	0.015	0.20
2-Nitrotoluene	0.10	U	0.088	0.50
3-Nitrotoluene	0.10	U	0.057	0.50
4-Nitrotoluene	0.10	U	0.088	0.50
4-Amino-2,6-dinitrotoluene	0.10	U	0.050	0.10
HMX	0.050	U	0.036	0.10
RDX	0.050	U	0.036	0.10
Nitrobenzene	0.10	U	0.050	0.10
Tetryl	0.10	U	0.050	0.10
Nitroglycerin	0.50	U	0.33	0.65
PETN	0.50	U	0.30	0.65

Surrogate	% Rec	Acceptance Limits
3,4-Dinitrotoluene	87	79 - 111

Client: Environmental Chemical Corp.

Job Number: 240-21987-1

Lab Control Sample - Batch: 320-12565

Method: 8330B
Preparation: 8330-Prep

Lab Sample ID:	LCS 320-12565/2-A	Analysis Batch:	320-12703	Instrument ID:	LC10
Client Matrix:	Water	Prep Batch:	320-12565	Lab File ID:	U000006.D
Dilution:	1.0	Leach Batch:	N/A	Initial Weight/Volume:	1000 mL
Analysis Date:	03/21/2013 1331	Units:	ug/L	Final Weight/Volume:	20 mL
Prep Date:	03/19/2013 1352			Injection Volume:	500 uL
Leach Date:	N/A			Column ID:	PRIMARY

Analyte	Spike Amount	Result	% Rec.	Limit	Qual
1,3,5-Trinitrobenzene	1.00	1.03	103	74 - 120	
1,3-Dinitrobenzene	1.00	1.05	105	72 - 123	
2,4,6-Trinitrotoluene	1.00	0.901	90	69 - 111	
2,4-Dinitrotoluene	1.00	0.977	98	70 - 119	
2,6-Dinitrotoluene	1.00	0.969	97	71 - 119	
2-Amino-4,6-dinitrotoluene	1.00	0.987	99	77 - 123	
2-Nitrotoluene	1.00	0.930	93	64 - 120	
3-Nitrotoluene	1.00	0.918	92	67 - 114	
4-Nitrotoluene	1.00	0.933	93	67 - 115	
4-Amino-2,6-dinitrotoluene	1.00	0.983	98	68 - 113	
HMX	1.00	1.02	102	67 - 115	
RDX	1.00	1.06	106	68 - 122	
Nitrobenzene	1.00	1.01	101	69 - 119	
Tetryl	1.00	0.881	88	66 - 105	
Nitroglycerin	5.00	4.65	93	85 - 115	
PETN	5.00	4.46	89	84 - 117	

Surrogate	% Rec	Acceptance Limits
3,4-Dinitrotoluene	87	79 - 111

Client: Environmental Chemical Corp.

Job Number: 240-21987-1

Method Blank - Batch: 180-66565

Method: 6020/DOD
Preparation: 3005A
Total Recoverable

Lab Sample ID:	MB 180-66565/1-A	Analysis Batch:	180-68058	Instrument ID:	M
Client Matrix:	Water	Prep Batch:	180-66565	Lab File ID:	M30401A.xml
Dilution:	1.0	Leach Batch:	N/A	Initial Weight/Volume:	50 mL
Analysis Date:	04/01/2013 1524	Units:	ug/L	Final Weight/Volume:	50 mL
Prep Date:	03/18/2013 1302				
Leach Date:	N/A				

Analyte	Result	Qual	DL	LOQ
Silver	0.20	U	0.11	1.0
Aluminum	4.59	J	2.6	30
Arsenic	0.50	U	0.29	1.0
Barium	0.181	J Q	0.098	10
Beryllium	0.090	U	0.045	1.0
Calcium	20	U	9.4	100
Cadmium	0.30	U	0.13	1.0
Chromium	1.0	U	0.54	2.0
Cobalt	0.050	U Q	0.026	0.50
Copper	0.315	J Q	0.24	2.0
Iron	20	U	11	50
Magnesium	22	U	11	100
Manganese	0.314	J Q	0.16	5.0
Sodium	67.4	J	27	100
Nickel	0.35	U	0.17	1.0
Lead	0.236	J	0.15	1.0
Antimony	0.90	U	0.46	2.0
Thallium	0.20	U	0.10	1.0
Vanadium	0.60	U	0.30	1.0
Zinc	2.0	U Q	0.96	5.0
Potassium	40.6	J	32	100
Selenium	1.0	U	0.51	5.0

Client: Environmental Chemical Corp. Job Number: 240-21987-1

Lab Control Sample/
Lab Control Sample Duplicate Recovery Report - Batch: 180-66565

Method: 6020/DOD
Preparation: 3005A
Total Recoverable

LCS Lab Sample ID:	LCS 180-66565/2-A	Analysis Batch:	180-68058	Instrument ID:	M
Client Matrix:	Water	Prep Batch:	180-66565	Lab File ID:	M30401A.xml
Dilution:	1.0	Leach Batch:	N/A	Initial Weight/Volume:	50 mL
Analysis Date:	04/01/2013 1529	Units:	ug/L	Final Weight/Volume:	50 mL
Prep Date:	03/18/2013 1302				
Leach Date:	N/A				

LCSD Lab Sample ID:	LCSD 180-66565/3-A	Analysis Batch:	180-68058	Instrument ID:	M
Client Matrix:	Water	Prep Batch:	180-66565	Lab File ID:	M30401A.xml
Dilution:	1.0	Leach Batch:	N/A	Initial Weight/Volume:	50 mL
Analysis Date:	04/01/2013 1534	Units:	ug/L	Final Weight/Volume:	50 mL
Prep Date:	03/18/2013 1302				
Leach Date:	N/A				

	% Rec.						
Analyte	LCS	LCSD	Limit	RPD	RPD Limit	LCS Qual	LCSD Qual
Silver	94	96	80 - 120	2	20		
Aluminum	84	92	80 - 120	9	20		
Arsenic	90	91	80 - 120	2	20		
Barium	90	90	80 - 120	0	20	Q	Q
Beryllium	93	93	80 - 120	0	20		
Calcium	92	94	80 - 120	2	20		
Cadmium	97	98	80 - 120	2	20		
Chromium	91	92	80 - 120	1	20		
Cobalt	90	91	80 - 120	1	20	Q	Q
Copper	91	92	80 - 120	1	20	Q	Q
Iron	105	107	80 - 120	2	20		
Magnesium	89	89	80 - 120	1	20		
Manganese	97	98	80 - 120	1	20	Q	Q
Sodium	90	90	80 - 120	1	20		
Nickel	90	90	80 - 120	0	20		
Lead	91	92	80 - 120	1	20		
Antimony	93	94	80 - 120	1	20		
Thallium	88	90	80 - 120	2	20		
Vanadium	92	93	80 - 120	1	20		
Zinc	96	98	80 - 120	2	20	Q	Q
Potassium	90	90	80 - 120	0	20		
Selenium	102	103	80 - 120	1	20		

Client: Environmental Chemical Corp.

Job Number: 240-21987-1

Laboratory Control/
Laboratory Duplicate Data Report - Batch: 180-66565

Method: 6020/DOD
Preparation: 3005A
Total Recoverable

LCS Lab Sample ID:	LCS 180-66565/2-A	Units:	ug/L	LCSD Lab Sample ID:	LCSD 180-66565/3-A
Client Matrix:	Water			Client Matrix:	Water
Dilution:	1.0			Dilution:	1.0
Analysis Date:	04/01/2013 1529			Analysis Date:	04/01/2013 1534
Prep Date:	03/18/2013 1302			Prep Date:	03/18/2013 1302
Leach Date:	N/A			Leach Date:	N/A

Analyte	LCS Spike Amount	LCSD Spike Amount	LCS Result/Qual		LCSD Result/Qual	
Silver	50.0	50.0	47.2		48.0	
Aluminum	2000	2000	1680		1840	
Arsenic	40.0	40.0	36.0		36.6	
Barium	2000	2000	1800	Q	1800	Q
Beryllium	50.0	50.0	46.4		46.4	
Calcium	50000	50000	45900		46800	
Cadmium	50.0	50.0	48.4		49.2	
Chromium	200	200	183		185	
Cobalt	500	500	452	Q	455	Q
Copper	250	250	229	Q	231	Q
Iron	1000	1000	1050		1070	
Magnesium	50000	50000	44400		44700	
Manganese	500	500	485	Q	491	Q
Sodium	50000	50000	44900		45100	
Nickel	500	500	452		451	
Lead	20.0	20.0	18.1		18.3	
Antimony	500	500	465		469	
Thallium	50.0	50.0	43.9		44.9	
Vanadium	500	500	458		463	
Zinc	500	500	481	Q	489	Q
Potassium	50000	50000	44900		45000	
Selenium	10.0	10.0	10.2		10.3	

Client: Environmental Chemical Corp.

Job Number: 240-21987-1

Post Digestion Spike - Batch: 180-66565

Method: 6020/DOD
Preparation: 3005A
Total Recoverable

Lab Sample ID:	240-21987-1	Analysis Batch:	180-68058	Instrument ID:	M
Client Matrix:	Water	Prep Batch:	180-66565	Lab File ID:	M30401A.xml
Dilution:	1.0	Leach Batch:	N/A	Initial Weight/Volume:	50 mL
Analysis Date:	04/01/2013 1551	Units:	ug/L	Final Weight/Volume:	50 mL
Prep Date:	03/18/2013 1302				
Leach Date:	N/A				

Analyte	Sample Result/Qual		Spike Amount	Result	% Rec.	Limit	Qual
Silver	0.20	U	50.0	46.0	92	80 - 120	
Aluminum	5.0	U	2000	1740	87	80 - 120	
Arsenic	0.48	J	40.0	36.6	90	80 - 120	
Barium	41		2000	1810	89	80 - 120	Q
Beryllium	0.090	U	50.0	47.6	95	80 - 120	
Calcium	65000		50000	114000	98	80 - 120	
Cadmium	0.30	U	50.0	47.4	95	80 - 120	
Chromium	1.3	J	200	189	94	80 - 120	
Cobalt	0.054	J	500	457	91	80 - 120	Q
Copper	1.4	J	250	227	90	80 - 120	Q
Iron	590		1000	1660	107	80 - 120	
Magnesium	27000		50000	72000	91	80 - 120	
Manganese	94		500	597	101	80 - 120	Q
Sodium	37000		50000	83700	94	80 - 120	
Nickel	0.35	U	500	448	90	80 - 120	
Lead	0.30	U	20.0	18.2	91	80 - 120	
Antimony	0.90	U	500	448	90	80 - 120	
Thallium	0.11	J	50.0	45.5	91	80 - 120	
Vanadium	0.60	U	500	477	95	80 - 120	
Zinc	5.1		500	475	94	80 - 120	Q
Potassium	2500		50000	48300	92	80 - 120	
Selenium	1.0	U	10.0	9.67	97	80 - 120	

Client: Environmental Chemical Corp.

Job Number: 240-21987-1

Serial Dilution - Batch: 180-66565

Method: 6020/DOD
Preparation: 3005A
Total Recoverable

Lab Sample ID:	240-21987-1	Analysis Batch:	180-68058	Instrument ID:	M
Client Matrix:	Water	Prep Batch:	180-66565	Lab File ID:	M30401A.xml
Dilution:	5.0	Leach Batch:	N/A	Initial Weight/Volume:	50 mL
Analysis Date:	04/01/2013 1547	Units:	ug/L	Final Weight/Volume:	50 mL
Prep Date:	03/18/2013 1302				
Leach Date:	N/A				

Analyte	Sample Result/Qual		Result	%Diff	Limit	Qual
Silver	0.20	U	1.0	NC	10	U
Aluminum	5.0	U	25	NC	10	U
Arsenic	0.48	J	2.5	NC	10	U
Barium	41		39.5	2.9	10	J Q D
Beryllium	0.090	U	0.45	NC	10	U
Calcium	65000		64700	1.3	10	D
Cadmium	0.30	U	1.5	NC	10	U
Chromium	1.3	J	5.0	NC	10	U
Cobalt	0.054	J	0.25	NC	10	U Q
Copper	1.4	J	1.71	NC	10	J Q D
Iron	590		597	1.5	10	D
Magnesium	27000		27200	2.4	10	D
Manganese	94		93.5	1.1	10	Q D
Sodium	37000		36500	0.42	10	D
Nickel	0.35	U	1.8	NC	10	U
Lead	0.30	U	1.5	NC	10	U
Antimony	0.90	U	4.5	NC	10	U
Thallium	0.11	J	1.0	NC	10	U
Vanadium	0.60	U	3.0	NC	10	U
Zinc	5.1		7.66	NC	10	J Q D
Potassium	2500		2430	1.2	10	D
Selenium	1.0	U	5.0	NC	10	U

Client: Environmental Chemical Corp. Job Number: 240-21987-1

Method Blank - Batch: 240-78405 **Method: 7196A**
Preparation: N/A

Lab Sample ID:	MB 240-78405/8	Analysis Batch:	240-78405	Instrument ID:	BERT
Client Matrix:	Water	Prep Batch:	N/A	Lab File ID:	N/A
Dilution:	1.0	Leach Batch:	N/A	Initial Weight/Volume:	
Analysis Date:	03/14/2013 1742	Units:	mg/L	Final Weight/Volume:	50 mL
Prep Date:	N/A				
Leach Date:	N/A				

Analyte	Result	Qual	DL	LOQ
Cr (VI)	0.0040	U	0.0020	0.020

Lab Control Sample - Batch: 240-78405 **Method: 7196A**
Preparation: N/A

Lab Sample ID:	LCS 240-78405/9	Analysis Batch:	240-78405	Instrument ID:	BERT
Client Matrix:	Water	Prep Batch:	N/A	Lab File ID:	N/A
Dilution:	1.0	Leach Batch:	N/A	Initial Weight/Volume:	
Analysis Date:	03/14/2013 1743	Units:	mg/L	Final Weight/Volume:	50 mL
Prep Date:	N/A				
Leach Date:	N/A				

Analyte	Spike Amount	Result	% Rec.	Limit	Qual
Cr (VI)	0.250	0.267	107	80 - 118	

Matrix Spike/
Matrix Spike Duplicate Recovery Report - Batch: 240-78405 **Method: 7196A**
Preparation: N/A

MS Lab Sample ID:	240-21987-1	Analysis Batch:	240-78405	Instrument ID:	BERT
Client Matrix:	Water	Prep Batch:	N/A	Lab File ID:	N/A
Dilution:	1.0	Leach Batch:	N/A	Initial Weight/Volume:	
Analysis Date:	03/14/2013 1746			Final Weight/Volume:	50 mL
Prep Date:	N/A				
Leach Date:	N/A				

MSD Lab Sample ID:	240-21987-1	Analysis Batch:	240-78405	Instrument ID:	BERT
Client Matrix:	Water	Prep Batch:	N/A	Lab File ID:	N/A
Dilution:	1.0	Leach Batch:	N/A	Initial Weight/Volume:	
Analysis Date:	03/14/2013 1747			Final Weight/Volume:	50 mL
Prep Date:	N/A				
Leach Date:	N/A				

	% Rec.						
Analyte	MS	MSD	Limit	RPD	RPD Limit	MS Qual	MSD Qual
Cr (VI)	111	102	41 - 136	9	20		

Client: Environmental Chemical Corp.

Job Number: 240-21987-1

Matrix Spike/
Matrix Spike Duplicate Recovery Report - Batch: 240-78405

Method: 7196A
Preparation: N/A

MS Lab Sample ID:	240-21987-1	Units: mg/L	
Client Matrix:	Water		
Dilution:	1.0		
Analysis Date:	03/14/2013 1746		
Prep Date:	N/A		
Leach Date:	N/A		

MSD Lab Sample ID:	240-21987-1
Client Matrix:	Water
Dilution:	1.0
Analysis Date:	03/14/2013 1747
Prep Date:	N/A
Leach Date:	N/A

Analyte	Sample Result/Qual		MS Spike Amount	MSD Spike Amount	MS Result/Qual	MSD Result/Qual
Cr (VI)	0.0040	U	0.250	0.250	0.278	0.255

Duplicate - Batch: 240-78405

Method: 7196A
Preparation: N/A

Lab Sample ID:	240-21987-1	Analysis Batch:	240-78405	Instrument ID:	BERT
Client Matrix:	Water	Prep Batch:	N/A	Lab File ID:	N/A
Dilution:	1.0	Leach Batch:	N/A	Initial Weight/Volume:	
Analysis Date:	03/14/2013 1748	Units:	mg/L	Final Weight/Volume:	50 mL
Prep Date:	N/A				
Leach Date:	N/A				

Analyte	Sample Result/Qual		Result	RPD	Limit	Qual
Cr (VI)	0.0040	U	0.0040	NC		U

Client: Environmental Chemical Corp. Job Number: 240-21987-1

Method Blank - Batch: 320-12938

Method: WS-WC-0050
Preparation: 353 (NCell-Hyd)

Lab Sample ID:	MB 320-12877/1-B	Analysis Batch:	320-13190	Instrument ID:	FS4
Client Matrix:	Water	Prep Batch:	320-12938	Lab File ID:	032513A.TXT
Dilution:	1.0	Leach Batch:	N/A	Initial Weight/Volume:	50 mL
Analysis Date:	03/25/2013 1247	Units:	mg/L	Final Weight/Volume:	40 mL
Prep Date:	03/25/2013 0823				
Leach Date:	N/A				

Analyte	Result	Qual	DL	LOQ
Nitrocellulose	1.0	U	0.48	2.0

Lab Control Sample - Batch: 320-12938

Method: WS-WC-0050
Preparation: 353 (NCell-Hyd)

Lab Sample ID:	LCS 320-12877/2-B	Analysis Batch:	320-13190	Instrument ID:	FS4
Client Matrix:	Water	Prep Batch:	320-12938	Lab File ID:	032513A.TXT
Dilution:	1.0	Leach Batch:	N/A	Initial Weight/Volume:	50 mL
Analysis Date:	03/25/2013 1249	Units:	mg/L	Final Weight/Volume:	40 mL
Prep Date:	03/25/2013 0823				
Leach Date:	N/A				

Analyte	Spike Amount	Result	% Rec.	Limit	Qual
Nitrocellulose	5.10	4.58	90	26 - 144	

Matrix Spike/
Matrix Spike Duplicate Recovery Report - Batch: 320-12938

Method: WS-WC-0050
Preparation: 353 (NCell-Hyd)

MS Lab Sample ID:	240-21987-1	Analysis Batch:	320-13190	Instrument ID:	FS4
Client Matrix:	Water	Prep Batch:	320-12938	Lab File ID:	032513A.TXT
Dilution:	1.0	Leach Batch:	N/A	Initial Weight/Volume:	50 mL
Analysis Date:	03/25/2013 1253			Final Weight/Volume:	40 mL
Prep Date:	03/25/2013 0823				
Leach Date:	N/A				

MSD Lab Sample ID:	240-21987-1	Analysis Batch:	320-13190	Instrument ID:	FS4
Client Matrix:	Water	Prep Batch:	320-12938	Lab File ID:	032513A.TXT
Dilution:	1.0	Leach Batch:	N/A	Initial Weight/Volume:	50 mL
Analysis Date:	03/25/2013 1255			Final Weight/Volume:	40 mL
Prep Date:	03/25/2013 0823				
Leach Date:	N/A				

	% Rec.						
Analyte	MS	MSD	Limit	RPD	RPD Limit	MS Qual	MSD Qual
Nitrocellulose	98	83	26 - 144	16	45		

Client: Environmental Chemical Corp.

Job Number: 240-21987-1

Matrix Spike/
Matrix Spike Duplicate Recovery Report - Batch: 320-12938

Method: WS-WC-0050
Preparation: 353 (NCell-Hyd)

MS Lab Sample ID:	240-21987-1	Units:	mg/L
Client Matrix:	Water		
Dilution:	1.0		
Analysis Date:	03/25/2013 1253		
Prep Date:	03/25/2013 0823		
Leach Date:	N/A		

MSD Lab Sample ID:	240-21987-1
Client Matrix:	Water
Dilution:	1.0
Analysis Date:	03/25/2013 1255
Prep Date:	03/25/2013 0823
Leach Date:	N/A

Analyte	Sample Result/Qual		MS Spike Amount	MSD Spike Amount	MS Result/Qual	MSD Result/Qual
Nitrocellulose	1.0	U	5.10	5.10	4.99	4.25

Client: Environmental Chemical Corp. Job Number: 240-21987-1

Method Reporting Limit Check - Batch: 320-13190

Method: WS-WC-0050
Preparation: N/A

Lab Sample ID:	MRL 320-13190/10	Analysis Batch:	320-13190	Instrument ID:	FS4
Client Matrix:	Water	Prep Batch:	N/A	Lab File ID:	032513A.TXT
Dilution:	1.0	Leach Batch:	N/A	Initial Weight/Volume:	
Analysis Date:	03/25/2013 1237	Units:	mg/L	Final Weight/Volume:	
Prep Date:	N/A				
Leach Date:	N/A				

Analyte	Spike Amount	Result	% Rec.	Limit	Qual
Nitrocellulose	0.420	1.0	98	70 - 130	U

Method Reporting Limit Check - Batch: 320-13190

Method: WS-WC-0050
Preparation: N/A

Lab Sample ID:	MRL 320-13190/20	Analysis Batch:	320-13190	Instrument ID:	FS4
Client Matrix:	Water	Prep Batch:	N/A	Lab File ID:	032513A.TXT
Dilution:	1.0	Leach Batch:	N/A	Initial Weight/Volume:	
Analysis Date:	03/25/2013 1257	Units:	mg/L	Final Weight/Volume:	
Prep Date:	N/A				
Leach Date:	N/A				

Analyte	Spike Amount	Result	% Rec.	Limit	Qual
Nitrocellulose	0.420	1.0	102	70 - 130	U

DATA REPORTING QUALIFIERS

Client: Environmental Chemical Corp. Job Number: 240-21987-1

Lab Section	Qualifier	Description
GC/MS VOA		
	J	Estimated: The analyte was positively identified; the quantitation is an estimation
	^	Instrument related QC exceeds the control limits
	U	Undetected at the Limit of Detection.
GC/MS Semi VOA		
	J	Estimated: The analyte was positively identified; the quantitation is an estimation
	^	Instrument related QC exceeds the control limits
	U	Undetected at the Limit of Detection.
GC VOA		
	B	Blank contamination: The analyte was detected above one-half the reporting limit in an associated blank.
	J	Estimated: The analyte was positively identified; the quantitation is an estimation
	^	Instrument related QC exceeds the control limits
GC Semi VOA		
	J	Estimated: The analyte was positively identified; the quantitation is an estimation
	^	Instrument related QC exceeds the control limits
	M	Manual integrated compound.
	Q	One or more quality control criteria failed.
	U	Undetected at the Limit of Detection.
HPLC/IC		
	J	Estimated: The analyte was positively identified; the quantitation is an estimation
	M	Manual integrated compound.
	U	Undetected at the Limit of Detection.

DATA REPORTING QUALIFIERS

Client: Environmental Chemical Corp. Job Number: 240-21987-1

Lab Section	Qualifier	Description
Metals		
	B	Blank contamination: The analyte was detected above one-half the reporting limit in an associated blank.
	J	Estimated: The analyte was positively identified; the quantitation is an estimation
	Q	One or more quality control criteria failed.
	D	The reported value is from a dilution.
	U	Undetected at the Limit of Detection.
General Chemistry		
	U	Undetected at the Limit of Detection.

Client: Environmental Chemical Corp. Job Number: 240-21987-1

QC Association Summary

Lab Sample ID	Client Sample ID	Report Basis	Client Matrix	Method	Prep Batch
GC/MS VOA					
Analysis Batch:240-79725					
LCS 240-79725/4	Lab Control Sample	T	Water	8260B/DoD	
MB 240-79725/6	Method Blank	T	Water	8260B/DoD	
240-21987-1	079-0007-0001-SOURCEWATER	T	Water	8260B/DoD	
240-21987-1MS	Matrix Spike	T	Water	8260B/DoD	
240-21987-1MSD	Matrix Spike Duplicate	T	Water	8260B/DoD	
240-21987-2TB	079-0008-0001-TB TRIP BLANK	T	Water	8260B/DoD	

Report Basis
T = Total

GC/MS Semi VOA					
Prep Batch: 240-78456					
LCS 240-78456/18-A	Lab Control Sample	T	Water	3520C	
MB 240-78456/17-A	Method Blank	T	Water	3520C	
240-21987-1	079-0007-0001-SOURCEWATER	T	Water	3520C	
Analysis Batch:240-79745					
LCS 240-78456/18-A	Lab Control Sample	T	Water	8270C/DoD	240-78456
MB 240-78456/17-A	Method Blank	T	Water	8270C/DoD	240-78456
240-21987-1	079-0007-0001-SOURCEWATER	T	Water	8270C/DoD	240-78456

Report Basis
T = Total

GC VOA					
Analysis Batch:240-79100					
LCS 240-79100/39	Lab Control Sample	T	Water	8015B_GRO/DO	
MB 240-79100/38	Method Blank	T	Water	8015B_GRO/DO	
240-21987-1	079-0007-0001-SOURCEWATER	T	Water	8015B_GRO/DO	
240-21987-1MS	Matrix Spike	T	Water	8015B_GRO/DO	
240-21987-1MSD	Matrix Spike Duplicate	T	Water	8015B_GRO/DO	
240-21987-3TB	079-0009-0001-TB TRIP BLANK	T	Water	8015B_GRO/DO	

Report Basis
T = Total

Client: Environmental Chemical Corp. Job Number: 240-21987-1

QC Association Summary

Lab Sample ID	Client Sample ID	Report Basis	Client Matrix	Method	Prep Batch
GC Semi VOA					
Prep Batch: 240-78624					
240-21987-1	079-0007-0001-SOURCEWATER	T	Water	3520C	
Prep Batch: 240-78626					
LCS 240-78626/4-A	Lab Control Sample	T	Water	8151A	
MB 240-78626/3-A	Method Blank	T	Water	8151A	
240-21987-1	079-0007-0001-SOURCEWATER	T	Water	8151A	
Prep Batch: 240-78721					
LCS 240-78721/18-A	Lab Control Sample	T	Water	3520C	
MB 240-78721/17-A	Method Blank	T	Water	3520C	
240-21987-1	079-0007-0001-SOURCEWATER	T	Water	3520C	
Prep Batch: 240-78726					
LCS 240-78726/3-A	Lab Control Sample	T	Water	3520C	
MB 240-78726/2-A	Method Blank	T	Water	3520C	
240-21987-1	079-0007-0001-SOURCEWATER	T	Water	3520C	
Analysis Batch:240-78992					
240-21987-1	079-0007-0001-SOURCEWATER	T	Water	8015B_DRO/DO	240-78624
Analysis Batch:240-79056					
LCS 240-78726/3-A	Lab Control Sample	T	Water	8081/DOD	240-78726
MB 240-78726/2-A	Method Blank	T	Water	8081/DOD	240-78726
240-21987-1	079-0007-0001-SOURCEWATER	T	Water	8081/DOD	240-78726
Analysis Batch:240-79197					
LCS 240-78626/4-A	Lab Control Sample	T	Water	8151/DOD	240-78626
MB 240-78626/3-A	Method Blank	T	Water	8151/DOD	240-78626
240-21987-1	079-0007-0001-SOURCEWATER	T	Water	8151/DOD	240-78626
Analysis Batch:240-79577					
LCS 240-78721/18-A	Lab Control Sample	T	Water	8082/DOD	240-78721
MB 240-78721/17-A	Method Blank	T	Water	8082/DOD	240-78721
240-21987-1	079-0007-0001-SOURCEWATER	T	Water	8082/DOD	240-78721

Report Basis
T = Total

Client: Environmental Chemical Corp. Job Number: 240-21987-1

QC Association Summary

Lab Sample ID	Client Sample ID	Report Basis	Client Matrix	Method	Prep Batch
Metals					
Prep Batch: 180-66565					
LCS 180-66565/2-A	Lab Control Sample	R	Water	3005A	
LCSD 180-66565/3-A	Lab Control Sample Duplicate	R	Water	3005A	
MB 180-66565/1-A	Method Blank	R	Water	3005A	
240-21987-1	079-0007-0001-SOURCEWATER	R	Water	3005A	
Analysis Batch:180-68058					
LCS 180-66565/2-A	Lab Control Sample	R	Water	6020/DOD	180-66565
LCSD 180-66565/3-A	Lab Control Sample Duplicate	R	Water	6020/DOD	180-66565
MB 180-66565/1-A	Method Blank	R	Water	6020/DOD	180-66565
240-21987-1	079-0007-0001-SOURCEWATER	R	Water	6020/DOD	180-66565
Prep Batch: 240-78432					
240-21987-1	079-0007-0001-SOURCEWATER	T	Water	7470A	
Analysis Batch:240-78674					
240-21987-1	079-0007-0001-SOURCEWATER	T	Water	7470A/DOD	240-78432

Report Basis
R = Total Recoverable
T = Total

Client: Environmental Chemical Corp. Job Number: 240-21987-1

QC Association Summary

Lab Sample ID	Client Sample ID	Report Basis	Client Matrix	Method	Prep Batch
General Chemistry					
Prep Batch: 320-12938					
LCS 320-12877/2-B	Lab Control Sample	T	Water	353 (NCell-Hyd)	
MB 320-12877/1-B	Method Blank	T	Water	353 (NCell-Hyd)	
240-21987-1	079-0007-0001-SOURCEWATER	T	Water	353 (NCell-Hyd)	
240-21987-1MS	Matrix Spike	T	Water	353 (NCell-Hyd)	
240-21987-1MSD	Matrix Spike Duplicate	T	Water	353 (NCell-Hyd)	
Analysis Batch:320-13190					
LCS 320-12877/2-B	Lab Control Sample	T	Water	WS-WC-0050	320-12938
MB 320-12877/1-B	Method Blank	T	Water	WS-WC-0050	320-12938
240-21987-1	079-0007-0001-SOURCEWATER	T	Water	WS-WC-0050	320-12938
240-21987-1MS	Matrix Spike	T	Water	WS-WC-0050	320-12938
240-21987-1MSD	Matrix Spike Duplicate	T	Water	WS-WC-0050	320-12938
Analysis Batch:240-78405					
LCS 240-78405/9	Lab Control Sample	T	Water	7196A	
MB 240-78405/8	Method Blank	T	Water	7196A	
240-21987-1	079-0007-0001-SOURCEWATER	T	Water	7196A	
240-21987-1DU	Duplicate	T	Water	7196A	
240-21987-1MS	Matrix Spike	T	Water	7196A	
240-21987-1MSD	Matrix Spike Duplicate	T	Water	7196A	

Report Basis
T = Total

Client: Environmental Chemical Corp. Job Number: 240-21987-1

QC Association Summary

Lab Sample ID	Client Sample ID	Report Basis	Client Matrix	Method	Prep Batch
HPLC/IC					
Prep Batch: 320-12565					
LCS 320-12565/2-A	Lab Control Sample	T	Water	8330-Prep	
MB 320-12565/1-A	Method Blank	T	Water	8330-Prep	
240-21987-1	079-0007-0001-SOURCEWATER	T	Water	8330-Prep	
Prep Batch: 320-12568					
LCS 320-12568/2-A	Lab Control Sample	T	Water	Filtration	
MB 320-12568/1-A	Method Blank	T	Water	Filtration	
240-21987-1	079-0007-0001-SOURCEWATER	T	Water	Filtration	
240-21987-1MS	Matrix Spike	T	Water	Filtration	
240-21987-1MSD	Matrix Spike Duplicate	T	Water	Filtration	
Analysis Batch:320-12703					
LCS 320-12565/2-A	Lab Control Sample	T	Water	8330B	320-12565
MB 320-12565/1-A	Method Blank	T	Water	8330B	320-12565
240-21987-1	079-0007-0001-SOURCEWATER	T	Water	8330B	320-12565
Analysis Batch:320-12714					
LCS 320-12568/2-A	Lab Control Sample	T	Water	8330 Modified	320-12568
MB 320-12568/1-A	Method Blank	T	Water	8330 Modified	320-12568
240-21987-1	079-0007-0001-SOURCEWATER	T	Water	8330 Modified	320-12568
240-21987-1MS	Matrix Spike	T	Water	8330 Modified	320-12568
240-21987-1MSD	Matrix Spike Duplicate	T	Water	8330 Modified	320-12568
Analysis Batch:320-12878					
MB 320-12568/1-A	Method Blank	T	Water	8330 Modified	320-12568
240-21987-1	079-0007-0001-SOURCEWATER	T	Water	8330 Modified	320-12568

Report Basis
T = Total

Client: Environmental Chemical Corp. Job Number: 240-21987-1

Laboratory Chronicle

Lab ID: **240-21987-1** **Client ID:** **079-0007-0001-SOURCEWATER**

Sample Date/Time: 03/14/2013 12:00 Received Date/Time: 03/14/2013 16:20

Method	Bottle ID	Run	Analysis Batch	Prep Batch	Date Prepared / Analyzed	Dil	Lab	Analyst
P:5030B	240-21987-C-1		240-79725		03/28/2013 11:21	1	TAL CAN	RQ
A:8260B/DoD	240-21987-C-1		240-79725		03/28/2013 11:21	1	TAL CAN	RQ
P:3520C	240-21987-P-1-A		240-79745	240-78456	03/15/2013 08:45	1	TAL CAN	AC
A:8270C/DoD	240-21987-P-1-A		240-79745	240-78456	03/28/2013 12:53	1	TAL CAN	JG
P:5030B	240-21987-B-1		240-79100		03/23/2013 09:27	1	TAL CAN	HMB
A:8015B_GRO/DOD	240-21987-B-1		240-79100		03/23/2013 09:27	1	TAL CAN	HMB
P:3520C	240-21987-O-1-A		240-78992	240-78624	03/18/2013 10:31	1	TAL CAN	BM
A:8015B_DRO/DOD	240-21987-O-1-A		240-78992	240-78624	03/21/2013 17:45	1	TAL CAN	DB
P:3520C	240-21987-N-1-B		240-79056	240-78726	03/19/2013 09:10	1	TAL CAN	LM
A:8081/DOD	240-21987-N-1-B		240-79056	240-78726	03/21/2013 17:36	1	TAL CAN	RS
P:3520C	240-21987-N-1-A		240-79577	240-78721	03/19/2013 08:52	1	TAL CAN	LM
A:8082/DOD	240-21987-N-1-A		240-79577	240-78721	03/27/2013 10:07	1	TAL CAN	LH
P:8151A	240-21987-J-1-A		240-79197	240-78626	03/18/2013 10:35	1	TAL CAN	BM
A:8151/DOD	240-21987-J-1-A		240-79197	240-78626	03/22/2013 20:57	1	TAL CAN	DB
P:Filtration	240-21987-Q-1-B		320-12714	320-12568	03/19/2013 14:18	1	TAL SAC	HA
A:8330 Modified	240-21987-Q-1-B		320-12714	320-12568	03/21/2013 13:31	1	TAL SAC	RN
P:Filtration	240-21987-Q-1-B		320-12878	320-12568	03/19/2013 14:18	1	TAL SAC	HA
A:8330 Modified	240-21987-Q-1-B		320-12878	320-12568	03/22/2013 15:53	1	TAL SAC	NS
P:8330-Prep	240-21987-Q-1-A		320-12703	320-12565	03/19/2013 13:52	1	TAL SAC	HA
A:8330B	240-21987-Q-1-A		320-12703	320-12565	03/21/2013 14:11	1	TAL SAC	RN
P:3005A	240-21987-I-1-A		180-68058	180-66565	03/18/2013 13:02	1	TAL PIT	CH
A:6020/DOD	240-21987-I-1-A		180-68058	180-66565	04/01/2013 15:42	1	TAL PIT	BR
P:7470A	240-21987-H-1-A		240-78674	240-78432	03/15/2013 12:45	1	TAL CAN	LM
A:7470A/DOD	240-21987-H-1-A		240-78674	240-78432	03/18/2013 17:49	1	TAL CAN	SG
A:7196A	240-21987-G-1		240-78405		03/14/2013 17:44	1	TAL CAN	AM
P:353 (NCell-Hyd)	240-21987-A-1-D		320-13190	320-12938	03/25/2013 08:23	1	TAL SAC	TP
A:WS-WC-0050	240-21987-A-1-D		320-13190	320-12938	03/25/2013 12:51	1	TAL SAC	JB

Client: Environmental Chemical Corp. Job Number: 240-21987-1

Laboratory Chronicle

Lab ID: **240-21987-1 MS** **Client ID:** **079-0007-0001-SOURCEWATER**

Sample Date/Time: 03/14/2013 12:00 Received Date/Time: 03/14/2013 16:20

Method	Bottle ID	Run	Analysis Batch	Prep Batch	Date Prepared / Analyzed	Dil	Lab	Analyst
P:5030B	240-21987-B-1 MS		240-79725		03/28/2013 13:33	1	TAL CAN	RQ
A:8260B/DoD	240-21987-B-1 MS		240-79725		03/28/2013 13:33	1	TAL CAN	RQ
P:5030B	240-21987-B-1 MS		240-79100		03/23/2013 10:03	1	TAL CAN	HMB
A:8015B_GRO/DOD	240-21987-B-1 MS		240-79100		03/23/2013 10:03	1	TAL CAN	HMB
P:Filtration	240-21987-Q-1-C MS		320-12714	320-12568	03/19/2013 14:18	1	TAL SAC	HA
A:8330 Modified	240-21987-Q-1-C MS		320-12714	320-12568	03/21/2013 13:45	1	TAL SAC	RN
A:7196A	240-21987-G-1 MS		240-78405		03/14/2013 17:46	1	TAL CAN	AM
P:353 (NCell-Hyd)	240-21987-A-1-E MS		320-13190	320-12938	03/25/2013 08:23	1	TAL SAC	TP
A:WS-WC-0050	240-21987-A-1-E MS		320-13190	320-12938	03/25/2013 12:53	1	TAL SAC	JB

Lab ID: **240-21987-1 MSD** **Client ID:** **079-0007-0001-SOURCEWATER**

Sample Date/Time: 03/14/2013 12:00 Received Date/Time: 03/14/2013 16:20

Method	Bottle ID	Run	Analysis Batch	Prep Batch	Date Prepared / Analyzed	Dil	Lab	Analyst
P:5030B	240-21987-A-1 MSD		240-79725		03/28/2013 13:59	1	TAL CAN	RQ
A:8260B/DoD	240-21987-A-1 MSD		240-79725		03/28/2013 13:59	1	TAL CAN	RQ
P:5030B	240-21987-B-1 MSD		240-79100		03/23/2013 10:40	1	TAL CAN	HMB
A:8015B_GRO/DOD	240-21987-B-1 MSD		240-79100		03/23/2013 10:40	1	TAL CAN	HMB
P:Filtration	240-21987-Q-1-D MSD		320-12714	320-12568	03/19/2013 14:18	1	TAL SAC	HA
A:8330 Modified	240-21987-Q-1-D MSD		320-12714	320-12568	03/21/2013 14:00	1	TAL SAC	RN
A:7196A	240-21987-G-1 MSD		240-78405		03/14/2013 17:47	1	TAL CAN	AM
P:353 (NCell-Hyd)	240-21987-A-1-F MSD		320-13190	320-12938	03/25/2013 08:23	1	TAL SAC	TP
A:WS-WC-0050	240-21987-A-1-F MSD		320-13190	320-12938	03/25/2013 12:55	1	TAL SAC	JB

Lab ID: **240-21987-1 DU** **Client ID:** **079-0007-0001-SOURCEWATER**

Sample Date/Time: 03/14/2013 12:00 Received Date/Time: 03/14/2013 16:20

Method	Bottle ID	Run	Analysis Batch	Prep Batch	Date Prepared / Analyzed	Dil	Lab	Analyst
A:7196A	240-21987-G-1 DU		240-78405		03/14/2013 17:48	1	TAL CAN	AM

Client: Environmental Chemical Corp. Job Number: 240-21987-1

Laboratory Chronicle

Lab ID: **240-21987-1 SD** **Client ID:** **079-0007-0001-SOURCEWATER**

Sample Date/Time: 03/14/2013 12:00 Received Date/Time: 03/14/2013 16:20

Method	Bottle ID	Run	Analysis Batch	Prep Batch	Date Prepared / Analyzed	Dil	Lab	Analyst
P:3005A	240-21987-I-1-A SD ^5		180-68058	180-66565	03/18/2013 13:02	5	TAL PIT	CH
A:6020/DOD	240-21987-I-1-A SD ^5		180-68058	180-66565	04/01/2013 15:47	5	TAL PIT	BR
P:3005A	240-21987-I-1-A PDS		180-68058	180-66565	03/18/2013 13:02	1	TAL PIT	CH
A:6020/DOD	240-21987-I-1-A PDS		180-68058	180-66565	04/01/2013 15:51	1	TAL PIT	BR

Lab ID: **240-21987-2** **Client ID:** **079-0008-0001-TB TRIP BLANK**

Sample Date/Time: 03/14/2013 08:00 Received Date/Time: 03/14/2013 16:20

Method	Bottle ID	Run	Analysis Batch	Prep Batch	Date Prepared / Analyzed	Dil	Lab	Analyst
P:5030B	240-21987-A-2		240-79725		03/28/2013 11:47	1	TAL CAN	RQ
A:8260B/DoD	240-21987-A-2		240-79725		03/28/2013 11:47	1	TAL CAN	RQ

Lab ID: **240-21987-3** **Client ID:** **079-0009-0001-TB TRIP BLANK**

Sample Date/Time: 03/14/2013 08:00 Received Date/Time: 03/14/2013 16:20

Method	Bottle ID	Run	Analysis Batch	Prep Batch	Date Prepared / Analyzed	Dil	Lab	Analyst
P:5030B	240-21987-B-3		240-79100		03/23/2013 11:16	1	TAL CAN	HMB
A:8015B_GRO/DOD	240-21987-B-3		240-79100		03/23/2013 11:16	1	TAL CAN	HMB

Client: Environmental Chemical Corp. Job Number: 240-21987-1

Laboratory Chronicle

Lab ID: **MB** **Client ID:** **N/A**

Sample Date/Time: N/A Received Date/Time: N/A

Method	Bottle ID	Run	Analysis Batch	Prep Batch	Date Prepared / Analyzed	Dil	Lab	Analyst
P:5030B	MB 240-79725/6		240-79725		03/28/2013 10:55	1	TAL CAN	RQ
A:8260B/DoD	MB 240-79725/6		240-79725		03/28/2013 10:55	1	TAL CAN	RQ
P:3520C	MB 240-78456/17-A		240-79745	240-78456	03/15/2013 08:45	1	TAL CAN	AC
A:8270C/DoD	MB 240-78456/17-A		240-79745	240-78456	03/28/2013 12:06	1	TAL CAN	JG
P:5030B	MB 240-79100/38		240-79100		03/23/2013 08:14	1	TAL CAN	HMB
A:8015B_GRO/DOD	MB 240-79100/38		240-79100		03/23/2013 08:14	1	TAL CAN	HMB
P:3520C	MB 240-78726/2-A		240-79056	240-78726	03/19/2013 09:10	1	TAL CAN	LM
A:8081/DOD	MB 240-78726/2-A		240-79056	240-78726	03/21/2013 17:56	1	TAL CAN	RS
P:3520C	MB 240-78721/17-A		240-79577	240-78721	03/19/2013 08:52	1	TAL CAN	LM
A:8082/DOD	MB 240-78721/17-A		240-79577	240-78721	03/27/2013 12:28	1	TAL CAN	LH
P:8151A	MB 240-78626/3-A		240-79197	240-78626	03/18/2013 10:35	1	TAL CAN	BM
A:8151/DOD	MB 240-78626/3-A		240-79197	240-78626	03/22/2013 21:21	1	TAL CAN	DB
P:Filtration	MB 320-12568/1-A		320-12714	320-12568	03/19/2013 14:18	1	TAL SAC	HA
A:8330 Modified	MB 320-12568/1-A		320-12714	320-12568	03/21/2013 13:01	1	TAL SAC	RN
P:Filtration	MB 320-12568/1-A		320-12878	320-12568	03/19/2013 14:18	1	TAL SAC	HA
A:8330 Modified	MB 320-12568/1-A		320-12878	320-12568	03/22/2013 15:32	1	TAL SAC	NS
P:8330-Prep	MB 320-12565/1-A		320-12703	320-12565	03/19/2013 13:52	1	TAL SAC	HA
A:8330B	MB 320-12565/1-A		320-12703	320-12565	03/21/2013 12:51	1	TAL SAC	RN
P:3005A	MB 180-66565/1-A		180-68058	180-66565	03/18/2013 13:02	1	TAL PIT	CH
A:6020/DOD	MB 180-66565/1-A		180-68058	180-66565	04/01/2013 15:24	1	TAL PIT	BR
A:7196A	MB 240-78405/8		240-78405		03/14/2013 17:42	1	TAL CAN	AM
P:353 (NCell-Hyd)	MB 320-12877/1-B		320-13190	320-12938	03/25/2013 08:23	1	TAL SAC	TP
A:WS-WC-0050	MB 320-12877/1-B		320-13190	320-12938	03/25/2013 12:47	1	TAL SAC	JB

Client: Environmental Chemical Corp. Job Number: 240-21987-1

Laboratory Chronicle

Lab ID: **LCS** **Client ID:** **N/A**

Sample Date/Time: N/A Received Date/Time: N/A

Method	Bottle ID	Run	Analysis Batch	Prep Batch	Date Prepared / Analyzed	Dil	Lab	Analyst
P:5030B	LCS 240-79725/4		240-79725		03/28/2013 10:02	1	TAL CAN	RQ
A:8260B/DoD	LCS 240-79725/4		240-79725		03/28/2013 10:02	1	TAL CAN	RQ
P:3520C	LCS 240-78456/18-A		240-79745	240-78456	03/15/2013 08:45	1	TAL CAN	AC
A:8270C/DoD	LCS 240-78456/18-A		240-79745	240-78456	03/28/2013 12:29	1	TAL CAN	JG
P:5030B	LCS 240-79100/39		240-79100		03/23/2013 08:51	1	TAL CAN	HMB
A:8015B_GRO/DOD	LCS 240-79100/39		240-79100		03/23/2013 08:51	1	TAL CAN	HMB
P:3520C	LCS 240-78726/3-A		240-79056	240-78726	03/19/2013 09:10	1	TAL CAN	LM
A:8081/DOD	LCS 240-78726/3-A		240-79056	240-78726	03/21/2013 17:16	1	TAL CAN	RS
P:3520C	LCS 240-78721/18-A		240-79577	240-78721	03/19/2013 08:52	1	TAL CAN	LM
A:8082/DOD	LCS 240-78721/18-A		240-79577	240-78721	03/27/2013 14:59	1	TAL CAN	LH
P:8151A	LCS 240-78626/4-A		240-79197	240-78626	03/18/2013 10:35	1	TAL CAN	BM
A:8151/DOD	LCS 240-78626/4-A		240-79197	240-78626	03/22/2013 21:44	1	TAL CAN	DB
P:Filtration	LCS 320-12568/2-A		320-12714	320-12568	03/19/2013 14:18	1	TAL SAC	HA
A:8330 Modified	LCS 320-12568/2-A		320-12714	320-12568	03/21/2013 13:16	1	TAL SAC	RN
P:8330-Prep	LCS 320-12565/2-A		320-12703	320-12565	03/19/2013 13:52	1	TAL SAC	HA
A:8330B	LCS 320-12565/2-A		320-12703	320-12565	03/21/2013 13:31	1	TAL SAC	RN
P:3005A	LCS 180-66565/2-A		180-68058	180-66565	03/18/2013 13:02	1	TAL PIT	CH
A:6020/DOD	LCS 180-66565/2-A		180-68058	180-66565	04/01/2013 15:29	1	TAL PIT	BR
A:7196A	LCS 240-78405/9		240-78405		03/14/2013 17:43	1	TAL CAN	AM
P:353 (NCell-Hyd)	LCS 320-12877/2-B		320-13190	320-12938	03/25/2013 08:23	1	TAL SAC	TP
A:WS-WC-0050	LCS 320-12877/2-B		320-13190	320-12938	03/25/2013 12:49	1	TAL SAC	JB

Lab ID: **LCSD** **Client ID:** **N/A**

Sample Date/Time: N/A Received Date/Time: N/A

Method	Bottle ID	Run	Analysis Batch	Prep Batch	Date Prepared / Analyzed	Dil	Lab	Analyst
P:3005A	LCSD 180-66565/3-A		180-68058	180-66565	03/18/2013 13:02	1	TAL PIT	CH
A:6020/DOD	LCSD 180-66565/3-A		180-68058	180-66565	04/01/2013 15:34	1	TAL PIT	BR

Client: Environmental Chemical Corp. Job Number: 240-21987-1

Laboratory Chronicle

Lab ID: **MRL** **Client ID:** **N/A**

Sample Date/Time: N/A Received Date/Time: N/A

Method	Bottle ID	Run	Analysis Batch	Prep Batch	Date Prepared / Analyzed	Dil	Lab	Analyst
P:5030B	MRL 240-79725/5		240-79725		03/28/2013 10:29	1	TAL CAN	RQ
A:8260B/DoD	MRL 240-79725/5		240-79725		03/28/2013 10:29	1	TAL CAN	RQ
P:5030B	MRL 240-79725/14		240-79725		03/28/2013 14:26	1	TAL CAN	RQ
A:8260B/DoD	MRL 240-79725/14		240-79725		03/28/2013 14:26	1	TAL CAN	RQ
A:8270C/DoD	MRL 240-79745/3		240-79745		03/28/2013 11:42	1	TAL CAN	JG
A:8270C/DoD	MRL 240-79745/7		240-79745		03/28/2013 13:17	1	TAL CAN	JG
P:5030B	MRL 240-79100/37		240-79100		03/23/2013 07:38	1	TAL CAN	HMB
A:8015B_GRO/DOD	MRL 240-79100/37		240-79100		03/23/2013 07:38	1	TAL CAN	HMB
P:5030B	MRL 240-79100/45		240-79100		03/23/2013 12:28	1	TAL CAN	HMB
A:8015B_GRO/DOD	MRL 240-79100/45		240-79100		03/23/2013 12:28	1	TAL CAN	HMB
A:8015B_DRO/DOD	MRL 240-78992/4		240-78992		03/21/2013 16:46	1	TAL CAN	DB
A:8015B_DRO/DOD	MRL 240-78992/9		240-78992		03/21/2013 19:15	1	TAL CAN	DB
A:8081/DOD	MRL 240-79056/8		240-79056		03/21/2013 16:56	1	TAL CAN	RS
A:8081/DOD	MRL 240-79056/15		240-79056		03/21/2013 19:17	1	TAL CAN	RS
A:8082/DOD	MRL 240-79577/4		240-79577		03/27/2013 08:17	1	TAL CAN	LH
A:8082/DOD	MRL 240-79577/31		240-79577		03/27/2013 15:31	1	TAL CAN	LH
A:8151/DOD	MRL 240-79197/13		240-79197		03/22/2013 20:11	1	TAL CAN	DB
A:8151/DOD	MRL 240-79197/20		240-79197		03/22/2013 22:54	1	TAL CAN	DB
A:WS-WC-0050	MRL 320-13190/10		320-13190		03/25/2013 12:37	1	TAL SAC	JB
A:WS-WC-0050	MRL 320-13190/20		320-13190		03/25/2013 12:57	1	TAL SAC	JB

Lab References:

TAL CAN = TestAmerica Canton

TAL PIT = TestAmerica Pittsburgh

TAL SAC = TestAmerica Sacramento

REAGENT TRACEABILITY SUMMARY

Lab Name: TestAmerica Canton Job No.: 240-21987-1

SDG No.:

Reagent ID	Exp Date	Prep Date	Dilutant Used	Reagent Final Volume	Parent Reagent		Analyte	Concentration
					Reagent ID	Volume Added		
EX10PPMSPK_00007	06/25/13	12/28/12	MEOH, Lot 123279	1000 mL	EXPCB1016_00004	2 mL	Aroclor-1016	10 ug/mL
					EXPCB1260_00004	2 mL	Aroclor-1260	10 ug/mL
.EXPCB1016_00004	12/06/15	AccuStandard, Inc., Lot B5120059			(Purchased Reagent)		Aroclor-1016	5000 ug/mL
.EXPCB1260_00004	06/25/13	AccuStandard, Lot B3060258			(Purchased Reagent)		Aroclor-1260	5000 ug/mL
EX2/.2SURRW_00022	06/28/13	02/05/13	MEOH, Lot 123279	2000 mL	EX2/.2SURR_00002	2 mL	DCB Decachlorobiphenyl	0.2 ug/mL
							Tetrachloro-m-xylene	0.2 ug/mL
.EX2/.2SURR_00002	10/01/13	Ultra Scientific, Lot CG-3165			(Purchased Reagent)		DCB Decachlorobiphenyl	200 ug/mL
							Tetrachloro-m-xylene	200 ug/mL
EXBNALCS1_00034	12/13/13	02/28/13	MEOH, Lot 123279	200 mL	EXBNALCS_00010	40 mL	1,2,4-Trichlorobenzene	20 ug/mL
							1,2-Dichlorobenzene	20 ug/mL
							1,2-Dinitrobenzene	20 ug/mL
							1,2-Diphenylhydrazine	20 ug/mL
							1,3-Dichlorobenzene	20 ug/mL
							1,3-Dinitrobenzene	20 ug/mL
							1,4-Dichlorobenzene	20 ug/mL
							1,4-Dinitrobenzene	20 ug/mL
							1-Methylnaphthalene	20 ug/mL
							2,3,4,6-Tetrachlorophenol	20 ug/mL
							2,3,5,6-Tetrachlorophenol	20 ug/mL
							2,4,5-Trichlorophenol	20 ug/mL
							2,4,6-Trichlorophenol	20 ug/mL
							2,4-Dichlorophenol	20 ug/mL
							2,4-Dimethylphenol	20 ug/mL
							2,4-Dinitrophenol	20 ug/mL
							2,4-Dinitrotoluene	20 ug/mL
							2,6-Dinitrotoluene	20 ug/mL
							2-Chloronaphthalene	20 ug/mL
							2-Chlorophenol	20 ug/mL
							2-Methylnaphthalene	20 ug/mL
							2-Methylphenol	20 ug/mL
							2-Nitroaniline	20 ug/mL
							2-Nitrophenol	20 ug/mL
							3 & 4 Methylphenol	40 ug/mL
							3,3'-Dichlorobenzidine	20 ug/mL
							3-Nitroaniline	20 ug/mL
							4,6-Dinitro-2-methylphenol	20 ug/mL
							4-Bromophenyl phenyl ether	20 ug/mL
							4-Chloro-3-methylphenol	20 ug/mL
							4-Chloroaniline	20 ug/mL
							4-Chlorophenyl phenyl ether	20 ug/mL
							4-Nitroaniline	20 ug/mL
							4-Nitrophenol	20 ug/mL
							Acenaphthene	20 ug/mL
							Acenaphthylene	20 ug/mL
							Aniline	20.02 ug/mL
							Anthracene	20 ug/mL
							Azobenzene	20 ug/mL

REAGENT TRACEABILITY SUMMARY

Lab Name: TestAmerica Canton Job No.: 240-21987-1

SDG No.:

Reagent ID	Exp Date	Prep Date	Dilutant Used	Reagent Final Volume	Parent Reagent		Analyte	Concentration
					Reagent ID	Volume Added		
							Benzo[a]anthracene	20 ug/mL
							Benzo[a]pyrene	20 ug/mL
							Benzo[b]fluoranthene	20 ug/mL
							Benzo[g,h,i]perylene	20 ug/mL
							Benzo[k]fluoranthene	20 ug/mL
							Benzoic acid	20 ug/mL
							Benzyl alcohol	20 ug/mL
							bis (2-chloroisopropyl) ether	20 ug/mL
							Bis(2-chloroethoxy)methane	20 ug/mL
							Bis(2-chloroethyl)ether	20 ug/mL
							Bis(2-ethylhexyl) phthalate	20 ug/mL
							Butyl benzyl phthalate	20 ug/mL
							Carbazole	20 ug/mL
							Chrysene	20 ug/mL
							Di(2-ethylhexyl)adipate	20 ug/mL
							Di-n-butyl phthalate	20 ug/mL
							Di-n-octyl phthalate	20 ug/mL
							Dibenz(a,h)anthracene	20 ug/mL
							Dibenzofuran	20 ug/mL
							Diethyl phthalate	20 ug/mL
							Dimethyl phthalate	20 ug/mL
							Fluoranthene	20 ug/mL
							Fluorene	20 ug/mL
							Hexachlorobenzene	20 ug/mL
							Hexachlorobutadiene	20 ug/mL
							Hexachlorocyclopentadiene	20 ug/mL
							Hexachloroethane	20 ug/mL
							Indeno[1,2,3-cd]pyrene	20 ug/mL
							Isophorone	20 ug/mL
							N-Nitrosodi-n-propylamine	20 ug/mL
							N-Nitrosodimethylamine	20.02 ug/mL
							N-Nitrosodiphenylamine	20 ug/mL
							Naphthalene	20 ug/mL
							Nitrobenzene	20 ug/mL
							Pentachlorophenol	20 ug/mL
							Phenanthrene	20 ug/mL
							Phenol	20 ug/mL
							Pyrene	20 ug/mL
							Pyridine	20 ug/mL
.EXBNALCS_00010	12/13/13		SUPELCO, Lot LB96645		(Purchased Reagent)		1,2,4-Trichlorobenzene	100 ug/mL
							1,2-Dichlorobenzene	100 ug/mL
							1,2-Dinitrobenzene	100 ug/mL
							1,2-Diphenylhydrazine	100 ug/mL
							1,3-Dichlorobenzene	100 ug/mL
							1,3-Dinitrobenzene	100 ug/mL
							1,4-Dichlorobenzene	100 ug/mL
							1,4-Dinitrobenzene	100 ug/mL
							1-Methylnaphthalene	100 ug/mL

REAGENT TRACEABILITY SUMMARY

Lab Name: TestAmerica Canton Job No.: 240-21987-1

SDG No.:

Reagent ID	Exp Date	Prep Date	Dilutant Used	Reagent Final Volume	Parent Reagent		Analyte	Concentration
					Reagent ID	Volume Added		
							2,3,4,6-Tetrachlorophenol	100 ug/mL
							2,3,5,6-Tetrachlorophenol	100 ug/mL
							2,4,5-Trichlorophenol	100 ug/mL
							2,4,6-Trichlorophenol	100 ug/mL
							2,4-Dichlorophenol	100 ug/mL
							2,4-Dimethylphenol	100 ug/mL
							2,4-Dinitrophenol	100 ug/mL
							2,4-Dinitrotoluene	100 ug/mL
							2,6-Dinitrotoluene	100 ug/mL
							2-Chloronaphthalene	100 ug/mL
							2-Chlorophenol	100 ug/mL
							2-Methylnaphthalene	100 ug/mL
							2-Methylphenol	100 ug/mL
							2-Nitroaniline	100 ug/mL
							2-Nitrophenol	100 ug/mL
							3 & 4 Methylphenol	200 ug/mL
							3,3'-Dichlorobenzidine	100 ug/mL
							3-Nitroaniline	100 ug/mL
							4,6-Dinitro-2-methylphenol	100 ug/mL
							4-Bromophenyl phenyl ether	100 ug/mL
							4-Chloro-3-methylphenol	100 ug/mL
							4-Chloroaniline	100 ug/mL
							4-Chlorophenyl phenyl ether	100 ug/mL
							4-Nitroaniline	100 ug/mL
							4-Nitrophenol	100 ug/mL
							Acenaphthene	100 ug/mL
							Acenaphthylene	100 ug/mL
							Aniline	100.1 ug/mL
							Anthracene	100 ug/mL
							Azobenzene	100 ug/mL
							Benzo[a]anthracene	100 ug/mL
							Benzo[a]pyrene	100 ug/mL
							Benzo[b]fluoranthene	100 ug/mL
							Benzo[g,h,i]perylene	100 ug/mL
							Benzo[k]fluoranthene	100 ug/mL
							Benzoic acid	100 ug/mL
							Benzyl alcohol	100 ug/mL
							bis (2-chloroisopropyl) ether	100 ug/mL
							Bis(2-chloroethoxy)methane	100 ug/mL
							Bis(2-chloroethyl)ether	100 ug/mL
							Bis(2-ethylhexyl) phthalate	100 ug/mL
							Butyl benzyl phthalate	100 ug/mL
							Carbazole	100 ug/mL
							Chrysene	100 ug/mL
							Di(2-ethylhexyl)adipate	100 ug/mL
							Di-n-butyl phthalate	100 ug/mL
							Di-n-octyl phthalate	100 ug/mL
							Dibenz(a,h)anthracene	100 ug/mL

REAGENT TRACEABILITY SUMMARY

Lab Name: TestAmerica Canton Job No.: 240-21987-1

SDG No.:

Reagent ID	Exp Date	Prep Date	Dilutant Used	Reagent Final Volume	Parent Reagent		Analyte	Concentration
					Reagent ID	Volume Added		
							Dibenzofuran	100 ug/mL
							Diethyl phthalate	100 ug/mL
							Dimethyl phthalate	100 ug/mL
							Fluoranthene	100 ug/mL
							Fluorene	100 ug/mL
							Hexachlorobenzene	100 ug/mL
							Hexachlorobutadiene	100 ug/mL
							Hexachlorocyclopentadiene	100 ug/mL
							Hexachloroethane	100 ug/mL
							Indeno[1,2,3-cd]pyrene	100 ug/mL
							Isophorone	100 ug/mL
							N-Nitrosodi-n-propylamine	100 ug/mL
							N-Nitrosodimethylamine	100.1 ug/mL
							N-Nitrosodiphenylamine	100 ug/mL
							Naphthalene	100 ug/mL
							Nitrobenzene	100 ug/mL
							Pentachlorophenol	100 ug/mL
							Phenanthrene	100 ug/mL
							Phenol	100 ug/mL
							Pyrene	100 ug/mL
							Pyridine	100 ug/mL
EXBNASURRW_00023	07/31/15	12/05/12	MEOH, Lot 123279	2000 mL	EXBNASURR_00008	400 mL	2,4,6-Tribromophenol (Surr)	30 ug/mL
							2-Fluorobiphenyl (Surr)	20 ug/mL
							2-Fluorophenol (Surr)	30 ug/mL
							Nitrobenzene-d5 (Surr)	20 ug/mL
							Phenol-d5 (Surr)	30 ug/mL
							Terphenyl-d14 (Surr)	20 ug/mL
.EXBNASURR_00008	07/31/15	SUPELCO, Lot lb93631			(Purchased Reagent)		2,4,6-Tribromophenol (Surr)	150 ug/mL
							2-Fluorobiphenyl (Surr)	100 ug/mL
							2-Fluorophenol (Surr)	150 ug/mL
							Nitrobenzene-d5 (Surr)	100 ug/mL
							Phenol-d5 (Surr)	150 ug/mL
							Terphenyl-d14 (Surr)	100 ug/mL
EXHEASPIKEW_00007	05/28/13	11/28/12	MEOH, Lot 123279	100 mL	EXHERBEASPIKE_00017	10 mL	2,4,5-T	5 ug/mL
							2,4-D	20 ug/mL
							2,4-DB	20 ug/mL
							Dalapon	10 ug/mL
							Dicamba	10 ug/mL
							Dichlorprop	20 ug/mL
							Dinoseb	3 ug/mL
							MCPA	2000 ug/mL
							MCPP	2000 ug/mL
							Pentachlorophenol	2.5 ug/mL
							Silvex (2,4,5-TP)	5 ug/mL
.EXHERBEASPIKE_00017	11/30/13	ULTRA SCIENTIFIC, Lot CG-1351			(Purchased Reagent)		2,4,5-T	50 ug/mL
							2,4-D	200 ug/mL
							2,4-DB	200 ug/mL

REAGENT TRACEABILITY SUMMARY

Lab Name: TestAmerica Canton Job No.: 240-21987-1

SDG No.:

Reagent ID	Exp Date	Prep Date	Dilutant Used	Reagent Final Volume	Parent Reagent		Analyte	Concentration
					Reagent ID	Volume Added		
							Dalapon	100 ug/mL
							Dicamba	100 ug/mL
							Dichlorprop	200 ug/mL
							Dinoseb	30 ug/mL
							MCPA	20000 ug/mL
							MCPP	20000 ug/mL
							Pentachlorophenol	25 ug/mL
							Silvex (2,4,5-TP)	50 ug/mL
EXHERBSURR_00012	05/28/13	08/28/12	MEOH, Lot 123279	500 mL	EXHERBSOILSUR_00010	2 mL	2,4-Dichlorophenylacetic acid	20 ug/mL
.EXHERBSOILSUR_00010	08/31/13	Ultra scientific, Lot CH-1733			(Purchased Reagent)		2,4-Dichlorophenylacetic acid	5000 ug/mL
EXPSTNPDESSPW_00012	04/30/13	11/28/12	MEOH, Lot 123279	200 mL	EXPELCSSTOCK_00002	20 mL	4,4'-DDD	1 ug/mL
							4,4'-DDE	1 ug/mL
							4,4'-DDT	1 ug/mL
							Aldrin	1 ug/mL
							alpha-BHC	1 ug/mL
							alpha-Chlordane	1 ug/mL
							beta-BHC	1 ug/mL
							delta-BHC	1 ug/mL
							Dieldrin	1 ug/mL
							Endosulfan I	1 ug/mL
							Endosulfan II	1 ug/mL
							Endosulfan sulfate	1 ug/mL
							Endrin	1 ug/mL
							Endrin aldehyde	1 ug/mL
							Endrin ketone	1 ug/mL
							gamma-BHC (Lindane)	1 ug/mL
							gamma-Chlordane	1 ug/mL
							Heptachlor	1 ug/mL
							Heptachlor epoxide	1 ug/mL
							Methoxychlor	1 ug/mL
.EXPELCSSTOCK_00002	04/30/13	08/02/11	MEOH, Lot 117046	100 mL	EXPESTSTOCK_00005	1 mL	4,4'-DDD	10 ug/mL
							4,4'-DDE	10 ug/mL
							4,4'-DDT	10 ug/mL
							Aldrin	10 ug/mL
							alpha-BHC	10 ug/mL
							alpha-Chlordane	10 ug/mL
							beta-BHC	10 ug/mL
							delta-BHC	10 ug/mL
							Dieldrin	10 ug/mL
							Endosulfan I	10 ug/mL
							Endosulfan II	10 ug/mL
							Endosulfan sulfate	10 ug/mL
							Endrin	10 ug/mL
							Endrin aldehyde	10 ug/mL
							Endrin ketone	10 ug/mL
							gamma-BHC (Lindane)	10 ug/mL
							gamma-Chlordane	10 ug/mL

REAGENT TRACEABILITY SUMMARY

Lab Name: TestAmerica Canton Job No.: 240-21987-1

SDG No.:

Reagent ID	Exp Date	Prep Date	Dilutant Used	Reagent Final Volume	Parent Reagent		Analyte	Concentration
					Reagent ID	Volume Added		
							Heptachlor	10 ug/mL
							Heptachlor epoxide	10 ug/mL
							Methoxychlor	10 ug/mL
..EXPESTSTOCK_00005	04/30/13		ULTRA, Lot CH-0689		(Purchased Reagent)		4,4'-DDD	1000 ug/mL
							4,4'-DDE	1000 ug/mL
							4,4'-DDT	1000 ug/mL
							Aldrin	1000 ug/mL
							alpha-BHC	1000 ug/mL
							alpha-Chlordane	1000 ug/mL
							beta-BHC	1000 ug/mL
							delta-BHC	1000 ug/mL
							Dieldrin	1000 ug/mL
							Endosulfan I	1000 ug/mL
							Endosulfan II	1000 ug/mL
							Endosulfan sulfate	1000 ug/mL
							Endrin	1000 ug/mL
							Endrin aldehyde	1000 ug/mL
							Endrin ketone	1000 ug/mL
							gamma-BHC (Lindane)	1000 ug/mL
							gamma-Chlordane	1000 ug/mL
							Heptachlor	1000 ug/mL
							Heptachlor epoxide	1000 ug/mL
							Methoxychlor	1000 ug/mL
EXRESTEKSPKW_00019	06/13/13	01/29/13	MEOH, Lot 123279	200 mL	EXBNARESSPK_00007	40 mL	1,1'-Biphenyl	20 ug/mL
							1,4-Dioxane	20 ug/mL
							2-Picoline	20 ug/mL
							Acetophenone	20 ug/mL
							Atrazine	20 ug/mL
							Benzaldehyde	20 ug/mL
							Caprolactam	20 ug/mL
							Chloroacetophenone	20 ug/mL
							Chlorobenzilate	20 ug/mL
							Ethyl methanesulfonate	20 ug/mL
							Phenacetin	20 ug/mL
							Phorate	20 ug/mL
							Pronamide	20 ug/mL
							Quinoline	20 ug/mL
							Safrole, Total	20 ug/mL
.EXBNARESSPK_00007	06/13/13		Restek, Lot A089172		(Purchased Reagent)		1,1'-Biphenyl	100 ug/mL
							1,4-Dioxane	100 ug/mL
							2-Picoline	100 ug/mL
							Acetophenone	100 ug/mL
							Atrazine	100 ug/mL
							Benzaldehyde	100 ug/mL
							Caprolactam	100 ug/mL
							Chloroacetophenone	100 ug/mL
							Chlorobenzilate	100 ug/mL

Lab Name: TestAmerica Canton Job No.: 240-21987-1

SDG No.:

Reagent ID	Exp Date	Prep Date	Dilutant Used	Reagent Final Volume	Parent Reagent		Analyte	Concentration
					Reagent ID	Volume Added		
							Ethyl methanesulfonate	100 ug/mL
							Phenacetin	100 ug/mL
							Phorate	100 ug/mL
							Pronamide	100 ug/mL
							Quinoline	100 ug/mL
							Safrole, Total	100 ug/mL
EXTPHSURR_00017	06/05/13	01/15/13	MECL2, Lot 0000027455	1000 mL	EXTPHSTOCK_00006	5 mL	n-Nonane	500 ug/mL
.EXTPHSTOCK_00006	06/05/13	06/05/12	MECL2, Lot L12E15	50 mL	EXNONANE_00002	5 g	n-Nonane	100000 ug/g
..EXNONANE_00002	06/04/14	Sigma-Aldrich, Lot STBC5938V			(Purchased Reagent)		n-Nonane	1000000 ug/g
HerbICVSTD_00003	06/30/13	06/23/11	HEXANE, Lot J41E31	100 mL	SGHERBICV_00012	1 mL	2,4,5-T	0.02 ug/mL
							2,4-D	0.08 ug/mL
							2,4-DB	0.08 ug/mL
							2,4-Dichlorophenylacetic acid	0.08 ug/mL
							Dalapon	0.0399 ug/mL
							Dicamba	0.04 ug/mL
							Dichlorprop	0.08 ug/mL
							Dinoseb	0.012 ug/mL
							MCPA	8 ug/mL
							MCPP	8 ug/mL
							Silvex (2,4,5-TP)	0.02 ug/mL
.SGHERBICV_00012	07/31/13	RESTEK, Lot A083000			(Purchased Reagent)		2,4,5-T	2 ug/mL
							2,4-D	8 ug/mL
							2,4-DB	8 ug/mL
							2,4-Dichlorophenylacetic acid	8 ug/mL
							Dalapon	3.99 ug/mL
							Dicamba	4 ug/mL
							Dichlorprop	8 ug/mL
							Dinoseb	1.2 ug/mL
							MCPA	800 ug/mL
							MCPP	800 ug/mL
							Silvex (2,4,5-TP)	2 ug/mL
MTH2S04_00012	02/14/15	Macron, Lot 0000020228			(Purchased Reagent)		Sulfuric acid	100 %
MTHGCALW_00332	03/18/13	03/18/13	DIWATER, Lot DIWATER	100 mL	MTHGCAL_00006	1 mL	Mercury	100 ug/L
					MTHNO3_00044	0.15 mL	Nitric acid	1500000 ug/L
.MTHGCAL_00006	08/20/13	High Purity, Lot 1221902			(Purchased Reagent)		Mercury	10 ug/mL
.MTHNO3_00044	02/20/15	Macron Chemicals, Lot L10022			(Purchased Reagent)		Nitric acid	100 %
							Nitric acid	100 %
MTK2S208RGNT_00036	03/12/15	03/12/13	DIWATER, Lot DIWATER	2 L	MTK2S208_00012	100 g	Potassium persulfate	0.05 g/g
.MTK2S208_00012	10/10/17	Macron, Lot 0000014353			(Purchased Reagent)		Potassium persulfate	1 g/g
MTKMN04W_00040	03/12/15	03/12/13	DIWATER, Lot DIWATER	2 L	MTKMN04_00013	100 g	Potassium Permanganate	0.05 g/g
.MTKMN04_00013	10/05/17	Fisher, Lot 121666			(Purchased Reagent)		Potassium Permanganate	1 g/g
SG 1660 ICV_00003	07/03/13	07/03/12	HEXANE, Lot K42e19	10 mL	SG 1016 ICV_00004	1 mL	Aroclor-1016	10 ug/mL
					SG 1260 ICV_00005	1 mL	Aroclor-1260	10 ug/mL
.SG 1016 ICV_00004	03/31/17	ULTRA, Lot CF-0785			(Purchased Reagent)		Aroclor-1016	100 ug/mL
.SG 1260 ICV_00005	12/31/14	ULTRA, Lot CC-3829			(Purchased Reagent)		Aroclor-1260	100 ug/mL

REAGENT TRACEABILITY SUMMARY

Lab Name: TestAmerica Canton Job No.: 240-21987-1

SDG No.:

Reagent ID	Exp Date	Prep Date	Dilutant Used	Reagent Final Volume	Parent Reagent		Analyte	Concentration
					Reagent ID	Volume Added		
SG1221ICV_00006	08/27/13	08/27/12	HEXANE, Lot L03E01	10 mL	SG 1221 ICV_00003	1 mL	Aroclor-1221	10000 ug/L
.SG 1221 ICV_00003	12/31/14	Ultra Scientific, Lot CB-1791z			(Purchased Reagent)		Aroclor-1221	100 ug/mL
SG1232@0.05PP_00006	06/03/13	12/03/12	HEXANE, Lot 00000014962	100 mL	SG1232@10ppm_00003	0.5 mL	PCB-1232 Peak 1	0.05 ug/mL
							PCB-1232 Peak 2	0.05 ug/mL
							PCB-1232 Peak 3	0.05 ug/mL
							PCB-1232 Peak 4	0.05 ug/mL
							PCB-1232 Peak 5	0.05 ug/mL
.SG1232@10ppm_00003	12/03/13	12/03/12	HEXANE, Lot 00000014962	100 mL	SGPCB1232STD_00004	1 mL	PCB-1232 Peak 1	10 ug/mL
							PCB-1232 Peak 2	10 ug/mL
							PCB-1232 Peak 3	10 ug/mL
							PCB-1232 Peak 4	10 ug/mL
							PCB-1232 Peak 5	10 ug/mL
..SGPCB1232STD_00004	06/09/14	restek, Lot a052599			(Purchased Reagent)		PCB-1232 Peak 1	1000 ug/mL
							PCB-1232 Peak 2	1000 ug/mL
							PCB-1232 Peak 3	1000 ug/mL
							PCB-1232 Peak 4	1000 ug/mL
							PCB-1232 Peak 5	1000 ug/mL
SG1232@0.1PPM_00005	06/03/13	12/03/12	HEXANE, Lot 00000014962	100 mL	SG1232@10ppm_00003	1 mL	PCB-1232 Peak 1	0.1 ug/mL
							PCB-1232 Peak 2	0.1 ug/mL
							PCB-1232 Peak 3	0.1 ug/mL
							PCB-1232 Peak 4	0.1 ug/mL
							PCB-1232 Peak 5	0.1 ug/mL
.SG1232@10ppm_00003	12/03/13	12/03/12	HEXANE, Lot 00000014962	100 mL	SGPCB1232STD_00004	1 mL	PCB-1232 Peak 1	10 ug/mL
							PCB-1232 Peak 2	10 ug/mL
							PCB-1232 Peak 3	10 ug/mL
							PCB-1232 Peak 4	10 ug/mL
							PCB-1232 Peak 5	10 ug/mL
..SGPCB1232STD_00004	06/09/14	restek, Lot a052599			(Purchased Reagent)		PCB-1232 Peak 1	1000 ug/mL
							PCB-1232 Peak 2	1000 ug/mL
							PCB-1232 Peak 3	1000 ug/mL
							PCB-1232 Peak 4	1000 ug/mL
							PCB-1232 Peak 5	1000 ug/mL
SG1232@0.2PPM_00005	06/05/13	12/03/12	HEXANE, Lot 00000014962	100 mL	SG1232@10ppm_00003	2 mL	PCB-1232 Peak 1	0.2 ug/mL
							PCB-1232 Peak 2	0.2 ug/mL
							PCB-1232 Peak 3	0.2 ug/mL
							PCB-1232 Peak 4	0.2 ug/mL
							PCB-1232 Peak 5	0.2 ug/mL
.SG1232@10ppm_00003	12/03/13	12/03/12	HEXANE, Lot 00000014962	100 mL	SGPCB1232STD_00004	1 mL	PCB-1232 Peak 1	10 ug/mL
							PCB-1232 Peak 2	10 ug/mL
							PCB-1232 Peak 3	10 ug/mL
							PCB-1232 Peak 4	10 ug/mL
							PCB-1232 Peak 5	10 ug/mL
..SGPCB1232STD_00004	06/09/14	restek, Lot a052599			(Purchased Reagent)		PCB-1232 Peak 1	1000 ug/mL
							PCB-1232 Peak 2	1000 ug/mL
							PCB-1232 Peak 3	1000 ug/mL
							PCB-1232 Peak 4	1000 ug/mL
							PCB-1232 Peak 5	1000 ug/mL

REAGENT TRACEABILITY SUMMARY

Lab Name: TestAmerica Canton Job No.: 240-21987-1

SDG No.:

Reagent ID	Exp Date	Prep Date	Dilutant Used	Reagent Final Volume	Parent Reagent		Analyte	Concentration
					Reagent ID	Volume Added		
SG1232@0.5PPM_00010	06/03/13	12/03/12	HEXANE, Lot 00000014962	100 mL	SG1232@10ppm_00003	5 mL	PCB-1232 Peak 1	0.5 ug/mL
							PCB-1232 Peak 2	0.5 ug/mL
							PCB-1232 Peak 3	0.5 ug/mL
							PCB-1232 Peak 4	0.5 ug/mL
							PCB-1232 Peak 5	0.5 ug/mL
.SG1232@10ppm_00003	12/03/13	12/03/12	HEXANE, Lot 00000014962	100 mL	SGPCB1232STD_00004	1 mL	PCB-1232 Peak 1	10 ug/mL
							PCB-1232 Peak 2	10 ug/mL
							PCB-1232 Peak 3	10 ug/mL
							PCB-1232 Peak 4	10 ug/mL
							PCB-1232 Peak 5	10 ug/mL
..SGPCB1232STD_00004	06/09/14		restek, Lot a052599		(Purchased Reagent)		PCB-1232 Peak 1	1000 ug/mL
							PCB-1232 Peak 2	1000 ug/mL
							PCB-1232 Peak 3	1000 ug/mL
							PCB-1232 Peak 4	1000 ug/mL
							PCB-1232 Peak 5	1000 ug/mL
SG1232@1.0PPM_00005	06/03/13	12/03/12	HEXANE, Lot 00000014962	100 mL	SG1232@10ppm_00003	10 mL	PCB-1232 Peak 1	1 ug/mL
							PCB-1232 Peak 2	1 ug/mL
							PCB-1232 Peak 3	1 ug/mL
							PCB-1232 Peak 4	1 ug/mL
							PCB-1232 Peak 5	1 ug/mL
.SG1232@10ppm_00003	12/03/13	12/03/12	HEXANE, Lot 00000014962	100 mL	SGPCB1232STD_00004	1 mL	PCB-1232 Peak 1	10 ug/mL
							PCB-1232 Peak 2	10 ug/mL
							PCB-1232 Peak 3	10 ug/mL
							PCB-1232 Peak 4	10 ug/mL
							PCB-1232 Peak 5	10 ug/mL
..SGPCB1232STD_00004	06/09/14		restek, Lot a052599		(Purchased Reagent)		PCB-1232 Peak 1	1000 ug/mL
							PCB-1232 Peak 2	1000 ug/mL
							PCB-1232 Peak 3	1000 ug/mL
							PCB-1232 Peak 4	1000 ug/mL
							PCB-1232 Peak 5	1000 ug/mL
SG1232@2.0PPM_00005	06/03/13	12/03/12	HEXANE, Lot 00000014962	100 mL	SG1232@10ppm_00003	20 mL	PCB-1232 Peak 1	2 ug/mL
							PCB-1232 Peak 2	2 ug/mL
							PCB-1232 Peak 3	2 ug/mL
							PCB-1232 Peak 4	2 ug/mL
							PCB-1232 Peak 5	2 ug/mL
.SG1232@10ppm_00003	12/03/13	12/03/12	HEXANE, Lot 00000014962	100 mL	SGPCB1232STD_00004	1 mL	PCB-1232 Peak 1	10 ug/mL
							PCB-1232 Peak 2	10 ug/mL
							PCB-1232 Peak 3	10 ug/mL
							PCB-1232 Peak 4	10 ug/mL
							PCB-1232 Peak 5	10 ug/mL
..SGPCB1232STD_00004	06/09/14		restek, Lot a052599		(Purchased Reagent)		PCB-1232 Peak 1	1000 ug/mL
							PCB-1232 Peak 2	1000 ug/mL
							PCB-1232 Peak 3	1000 ug/mL
							PCB-1232 Peak 4	1000 ug/mL
							PCB-1232 Peak 5	1000 ug/mL
SG1232ICV_00004	01/15/14	01/15/13	HEXANE, Lot 0000017861	10 mL	SG 1232 ICV_00004	1 mL	Aroclor-1232	10 ug/mL

REAGENT TRACEABILITY SUMMARY

Lab Name: TestAmerica Canton Job No.: 240-21987-1

SDG No.:

Reagent ID	Exp Date	Prep Date	Dilutant Used	Reagent Final Volume	Parent Reagent		Analyte	Concentration
					Reagent ID	Volume Added		
.SG 1232 ICV_00004	10/31/14	Ultra Scientific, Lot CG-3213			(Purchased Reagent)		Aroclor-1232	100 ug/mL
SG1242@.05ppm_00005	07/03/13	01/03/13	HEXANE, Lot 0000017861	100 mL	SG1242@10ppm_00003	0.5 mL	PCB-1242 Peak 1	0.05 ug/mL
							PCB-1242 Peak 2	0.05 ug/mL
							PCB-1242 Peak 3	0.05 ug/mL
							PCB-1242 Peak 4	0.05 ug/mL
							PCB-1242 Peak 5	0.05 ug/mL
.SG1242@10ppm_00003	01/02/14	01/02/13	HEXANE, Lot 0000017861	100 mL	SG1242_00003	1 mL	PCB-1242 Peak 1	10 ug/mL
							PCB-1242 Peak 2	10 ug/mL
							PCB-1242 Peak 3	10 ug/mL
							PCB-1242 Peak 4	10 ug/mL
							PCB-1242 Peak 5	10 ug/mL
..SG1242_00003	04/30/18	Restek, Lot A080551			(Purchased Reagent)		PCB-1242 Peak 1	1000 ug/mL
							PCB-1242 Peak 2	1000 ug/mL
							PCB-1242 Peak 3	1000 ug/mL
							PCB-1242 Peak 4	1000 ug/mL
							PCB-1242 Peak 5	1000 ug/mL
SG1242@0.1ppm_00005	07/03/13	01/03/13	HEXANE, Lot 0000017861	100 mL	SG1242@10ppm_00003	1 mL	PCB-1242 Peak 1	0.1 ug/mL
							PCB-1242 Peak 2	0.1 ug/mL
							PCB-1242 Peak 3	0.1 ug/mL
							PCB-1242 Peak 4	0.1 ug/mL
							PCB-1242 Peak 5	0.1 ug/mL
.SG1242@10ppm_00003	01/02/14	01/02/13	HEXANE, Lot 0000017861	100 mL	SG1242_00003	1 mL	PCB-1242 Peak 1	10 ug/mL
							PCB-1242 Peak 2	10 ug/mL
							PCB-1242 Peak 3	10 ug/mL
							PCB-1242 Peak 4	10 ug/mL
							PCB-1242 Peak 5	10 ug/mL
..SG1242_00003	04/30/18	Restek, Lot A080551			(Purchased Reagent)		PCB-1242 Peak 1	1000 ug/mL
							PCB-1242 Peak 2	1000 ug/mL
							PCB-1242 Peak 3	1000 ug/mL
							PCB-1242 Peak 4	1000 ug/mL
							PCB-1242 Peak 5	1000 ug/mL
SG1242@0.2ppm_00005	07/03/13	01/03/13	HEXANE, Lot 0000017861	100 mL	SG1242@10ppm_00003	2 mL	PCB-1242 Peak 1	0.2 ug/mL
							PCB-1242 Peak 2	0.2 ug/mL
							PCB-1242 Peak 3	0.2 ug/mL
							PCB-1242 Peak 4	0.2 ug/mL
							PCB-1242 Peak 5	0.2 ug/mL
.SG1242@10ppm_00003	01/02/14	01/02/13	HEXANE, Lot 0000017861	100 mL	SG1242_00003	1 mL	PCB-1242 Peak 1	10 ug/mL
							PCB-1242 Peak 2	10 ug/mL
							PCB-1242 Peak 3	10 ug/mL
							PCB-1242 Peak 4	10 ug/mL
							PCB-1242 Peak 5	10 ug/mL
..SG1242_00003	04/30/18	Restek, Lot A080551			(Purchased Reagent)		PCB-1242 Peak 1	1000 ug/mL
							PCB-1242 Peak 2	1000 ug/mL
							PCB-1242 Peak 3	1000 ug/mL
							PCB-1242 Peak 4	1000 ug/mL
							PCB-1242 Peak 5	1000 ug/mL

REAGENT TRACEABILITY SUMMARY

Lab Name: TestAmerica Canton Job No.: 240-21987-1

SDG No.:

Reagent ID	Exp Date	Prep Date	Dilutant Used	Reagent Final Volume	Parent Reagent		Analyte	Concentration
					Reagent ID	Volume Added		
SG1242@0.5ppm_00008	07/03/13	01/03/13	HEXANE, Lot 0000017861	100 mL	SG1242@10ppm_00003	5 mL	PCB-1242 Peak 1	0.5 ug/mL
							PCB-1242 Peak 2	0.5 ug/mL
							PCB-1242 Peak 3	0.5 ug/mL
							PCB-1242 Peak 4	0.5 ug/mL
							PCB-1242 Peak 5	0.5 ug/mL
.SG1242@10ppm_00003	01/02/14	01/02/13	HEXANE, Lot 0000017861	100 mL	SG1242_00003	1 mL	PCB-1242 Peak 1	10 ug/mL
							PCB-1242 Peak 2	10 ug/mL
							PCB-1242 Peak 3	10 ug/mL
							PCB-1242 Peak 4	10 ug/mL
							PCB-1242 Peak 5	10 ug/mL
..SG1242_00003	04/30/18		Restek, Lot A080551		(Purchased Reagent)		PCB-1242 Peak 1	1000 ug/mL
							PCB-1242 Peak 2	1000 ug/mL
							PCB-1242 Peak 3	1000 ug/mL
							PCB-1242 Peak 4	1000 ug/mL
							PCB-1242 Peak 5	1000 ug/mL
SG1242@1.0ppm_00005	07/03/13	01/03/13	HEXANE, Lot 0000017861	100 mL	SG1242@10ppm_00003	10 mL	PCB-1242 Peak 1	1 ug/mL
							PCB-1242 Peak 2	1 ug/mL
							PCB-1242 Peak 3	1 ug/mL
							PCB-1242 Peak 4	1 ug/mL
							PCB-1242 Peak 5	1 ug/mL
.SG1242@10ppm_00003	01/02/14	01/02/13	HEXANE, Lot 0000017861	100 mL	SG1242_00003	1 mL	PCB-1242 Peak 1	10 ug/mL
							PCB-1242 Peak 2	10 ug/mL
							PCB-1242 Peak 3	10 ug/mL
							PCB-1242 Peak 4	10 ug/mL
							PCB-1242 Peak 5	10 ug/mL
..SG1242_00003	04/30/18		Restek, Lot A080551		(Purchased Reagent)		PCB-1242 Peak 1	1000 ug/mL
							PCB-1242 Peak 2	1000 ug/mL
							PCB-1242 Peak 3	1000 ug/mL
							PCB-1242 Peak 4	1000 ug/mL
							PCB-1242 Peak 5	1000 ug/mL
SG1242@2.0ppm_00005	07/03/13	01/03/13	HEXANE, Lot 0000017861	100 mL	SG1242@10ppm_00003	20 mL	PCB-1242 Peak 1	2 ug/mL
							PCB-1242 Peak 2	2 ug/mL
							PCB-1242 Peak 3	2 ug/mL
							PCB-1242 Peak 4	2 ug/mL
							PCB-1242 Peak 5	2 ug/mL
.SG1242@10ppm_00003	01/02/14	01/02/13	HEXANE, Lot 0000017861	100 mL	SG1242_00003	1 mL	PCB-1242 Peak 1	10 ug/mL
							PCB-1242 Peak 2	10 ug/mL
							PCB-1242 Peak 3	10 ug/mL
							PCB-1242 Peak 4	10 ug/mL
							PCB-1242 Peak 5	10 ug/mL
..SG1242_00003	04/30/18		Restek, Lot A080551		(Purchased Reagent)		PCB-1242 Peak 1	1000 ug/mL
							PCB-1242 Peak 2	1000 ug/mL
							PCB-1242 Peak 3	1000 ug/mL
							PCB-1242 Peak 4	1000 ug/mL
							PCB-1242 Peak 5	1000 ug/mL
SG1242ICV_00003	08/09/13	08/09/12	HEXANE, Lot L08E17	10 mL	SG 1242 ICV_00003	1 mL	Aroclor-1242	10 ug/mL
.SG 1242 ICV_00003	09/30/19		Ultra Scientific, Lot CH-2711		(Purchased Reagent)		Aroclor-1242	100 ug/mL

REAGENT TRACEABILITY SUMMARY

Lab Name: TestAmerica Canton Job No.: 240-21987-1

SDG No.:

Reagent ID	Exp Date	Prep Date	Dilutant Used	Reagent Final Volume	Parent Reagent		Analyte	Concentration
					Reagent ID	Volume Added		
SG1248@.05ppm_00007	07/03/13	01/03/13	HEXANE, Lot 0000017861	100 mL	SG1248@10ppm_00004	0.5 mL	PCB-1248 Peak 1	0.05 ug/mL
							PCB-1248 Peak 2	0.05 ug/mL
							PCB-1248 Peak 3	0.05 ug/mL
							PCB-1248 Peak 4	0.05 ug/mL
							PCB-1248 Peak 5	0.05 ug/mL
.SG1248@10ppm_00004	01/02/14	01/02/13	Hexane, Lot 0000017861	100 mL	SG1248_00002	1 mL	PCB-1248 Peak 1	10 ug/mL
							PCB-1248 Peak 2	10 ug/mL
							PCB-1248 Peak 3	10 ug/mL
							PCB-1248 Peak 4	10 ug/mL
							PCB-1248 Peak 5	10 ug/mL
..SG1248_00002	07/30/18		Restek, Lot A082482		(Purchased Reagent)		PCB-1248 Peak 1	1000 ug/mL
							PCB-1248 Peak 2	1000 ug/mL
							PCB-1248 Peak 3	1000 ug/mL
							PCB-1248 Peak 4	1000 ug/mL
							PCB-1248 Peak 5	1000 ug/mL
SG1248@0.1PPM_00006	07/03/13	01/03/13	HEXANE, Lot 0000017861	100 mL	SG1248@10ppm_00004	1 mL	PCB-1248 Peak 1	0.1 ug/mL
							PCB-1248 Peak 2	0.1 ug/mL
							PCB-1248 Peak 3	0.1 ug/mL
							PCB-1248 Peak 4	0.1 ug/mL
							PCB-1248 Peak 5	0.1 ug/mL
.SG1248@10ppm_00004	01/02/14	01/02/13	Hexane, Lot 0000017861	100 mL	SG1248_00002	1 mL	PCB-1248 Peak 1	10 ug/mL
							PCB-1248 Peak 2	10 ug/mL
							PCB-1248 Peak 3	10 ug/mL
							PCB-1248 Peak 4	10 ug/mL
							PCB-1248 Peak 5	10 ug/mL
..SG1248_00002	07/30/18		Restek, Lot A082482		(Purchased Reagent)		PCB-1248 Peak 1	1000 ug/mL
							PCB-1248 Peak 2	1000 ug/mL
							PCB-1248 Peak 3	1000 ug/mL
							PCB-1248 Peak 4	1000 ug/mL
							PCB-1248 Peak 5	1000 ug/mL
SG1248@0.2ppm_00006	07/03/13	01/03/13	HEXANE, Lot 0000017861	100 mL	SG1248@10ppm_00004	2 mL	PCB-1248 Peak 1	0.2 ug/mL
							PCB-1248 Peak 2	0.2 ug/mL
							PCB-1248 Peak 3	0.2 ug/mL
							PCB-1248 Peak 4	0.2 ug/mL
							PCB-1248 Peak 5	0.2 ug/mL
.SG1248@10ppm_00004	01/02/14	01/02/13	Hexane, Lot 0000017861	100 mL	SG1248_00002	1 mL	PCB-1248 Peak 1	10 ug/mL
							PCB-1248 Peak 2	10 ug/mL
							PCB-1248 Peak 3	10 ug/mL
							PCB-1248 Peak 4	10 ug/mL
							PCB-1248 Peak 5	10 ug/mL
..SG1248_00002	07/30/18		Restek, Lot A082482		(Purchased Reagent)		PCB-1248 Peak 1	1000 ug/mL
							PCB-1248 Peak 2	1000 ug/mL
							PCB-1248 Peak 3	1000 ug/mL
							PCB-1248 Peak 4	1000 ug/mL
							PCB-1248 Peak 5	1000 ug/mL
SG1248@0.5ppm_00008	07/03/13	01/03/13	HEXANE, Lot 00000017861	100 mL	SG1248@10ppm_00004	5 mL	PCB-1248 Peak 1	0.5 ug/mL

REAGENT TRACEABILITY SUMMARY

Lab Name: TestAmerica Canton Job No.: 240-21987-1

SDG No.:

Reagent ID	Exp Date	Prep Date	Dilutant Used	Reagent Final Volume	Parent Reagent		Analyte	Concentration
					Reagent ID	Volume Added		
							PCB-1248 Peak 2	0.5 ug/mL
							PCB-1248 Peak 3	0.5 ug/mL
							PCB-1248 Peak 4	0.5 ug/mL
							PCB-1248 Peak 5	0.5 ug/mL
.SG1248@10ppm_00004	01/02/14	01/02/13	Hexane, Lot 0000017861	100 mL	SG1248_00002	1 mL	PCB-1248 Peak 1	10 ug/mL
							PCB-1248 Peak 2	10 ug/mL
							PCB-1248 Peak 3	10 ug/mL
							PCB-1248 Peak 4	10 ug/mL
							PCB-1248 Peak 5	10 ug/mL
..SG1248_00002	07/30/18	Restek, Lot A082482			(Purchased Reagent)		PCB-1248 Peak 1	1000 ug/mL
							PCB-1248 Peak 2	1000 ug/mL
							PCB-1248 Peak 3	1000 ug/mL
							PCB-1248 Peak 4	1000 ug/mL
							PCB-1248 Peak 5	1000 ug/mL
SG1248@1.0ppm_00005	07/03/13	01/03/13	HEXANE, Lot 0000017861	100 mL	SG1248@10ppm_00004	10 mL	PCB-1248 Peak 1	1 ug/mL
							PCB-1248 Peak 2	1 ug/mL
							PCB-1248 Peak 3	1 ug/mL
							PCB-1248 Peak 4	1 ug/mL
							PCB-1248 Peak 5	1 ug/mL
.SG1248@10ppm_00004	01/02/14	01/02/13	Hexane, Lot 0000017861	100 mL	SG1248_00002	1 mL	PCB-1248 Peak 1	10 ug/mL
							PCB-1248 Peak 2	10 ug/mL
							PCB-1248 Peak 3	10 ug/mL
							PCB-1248 Peak 4	10 ug/mL
							PCB-1248 Peak 5	10 ug/mL
..SG1248_00002	07/30/18	Restek, Lot A082482			(Purchased Reagent)		PCB-1248 Peak 1	1000 ug/mL
							PCB-1248 Peak 2	1000 ug/mL
							PCB-1248 Peak 3	1000 ug/mL
							PCB-1248 Peak 4	1000 ug/mL
							PCB-1248 Peak 5	1000 ug/mL
SG1248@2.0ppm_00005	07/03/13	01/03/13	HEXANE, Lot 0000017861	100 mL	SG1248@10ppm_00004	20 mL	PCB-1248 Peak 1	2 ug/mL
							PCB-1248 Peak 2	2 ug/mL
							PCB-1248 Peak 3	2 ug/mL
							PCB-1248 Peak 4	2 ug/mL
							PCB-1248 Peak 5	2 ug/mL
.SG1248@10ppm_00004	01/02/14	01/02/13	Hexane, Lot 0000017861	100 mL	SG1248_00002	1 mL	PCB-1248 Peak 1	10 ug/mL
							PCB-1248 Peak 2	10 ug/mL
							PCB-1248 Peak 3	10 ug/mL
							PCB-1248 Peak 4	10 ug/mL
							PCB-1248 Peak 5	10 ug/mL
..SG1248_00002	07/30/18	Restek, Lot A082482			(Purchased Reagent)		PCB-1248 Peak 1	1000 ug/mL
							PCB-1248 Peak 2	1000 ug/mL
							PCB-1248 Peak 3	1000 ug/mL
							PCB-1248 Peak 4	1000 ug/mL
							PCB-1248 Peak 5	1000 ug/mL
SG1248ICV_00006	01/15/14	01/15/13	HEXANE, Lot 0000017861	10 mL	SG 1248 ICV_00004	1 mL	Aroclor-1248	10 ug/mL
.SG 1248 ICV_00004	11/30/19	Ultra Scientific, Lot CH-3256			(Purchased Reagent)		Aroclor-1248	100 ug/mL

REAGENT TRACEABILITY SUMMARY

Lab Name: TestAmerica Canton Job No.: 240-21987-1

SDG No.:

Reagent ID	Exp Date	Prep Date	Dilutant Used	Reagent Final Volume	Parent Reagent		Analyte	Concentration
					Reagent ID	Volume Added		
SG1254ICV_00005	01/15/14	01/15/13	HEXANE, Lot 0000017861	10 mL	SG 1254 ICV_00004	1 mL	Aroclor-1254	10 ug/mL
.SG 1254 ICV_00004	12/31/19	Ultra Scientific, Lot CH-3706			(Purchased Reagent)		Aroclor-1254	100 ug/mL
SG1660@.05PPM_00005	03/03/13	09/03/12	HEXANE, Lot 0000013019	100 mL	SG1016/1260_00005	0.5 mL	PCB-1016 Peak 1	0.05 ug/mL
							PCB-1016 Peak 2	0.05 ug/mL
							PCB-1016 Peak 3	0.05 ug/mL
							PCB-1016 Peak 4	0.05 ug/mL
							PCB-1016 Peak 5	0.05 ug/mL
							PCB-1260 Peak 1	0.05 ug/mL
							PCB-1260 Peak 2	0.05 ug/mL
							PCB-1260 Peak 3	0.05 ug/mL
							PCB-1260 Peak 4	0.05 ug/mL
							PCB-1260 Peak 5	0.05 ug/mL
					SGPCGSURRSTK_00003	0.125 mL	DCB Decachlorobiphenyl	0.0025 ug/mL
							Tetrachloro-m-xylene	0.0025 ug/mL
.SG1016/1260_00005	05/30/13	05/30/12	HEXANE, Lot K42e19	100 mL	SG1016/1260MX_00004	1 mL	PCB-1016 Peak 1	10 ug/mL
							PCB-1016 Peak 2	10 ug/mL
							PCB-1016 Peak 3	10 ug/mL
							PCB-1016 Peak 4	10 ug/mL
							PCB-1016 Peak 5	10 ug/mL
							PCB-1260 Peak 1	10 ug/mL
							PCB-1260 Peak 2	10 ug/mL
							PCB-1260 Peak 3	10 ug/mL
							PCB-1260 Peak 4	10 ug/mL
							PCB-1260 Peak 5	10 ug/mL
..SG1016/1260MX_00004	08/31/18	Restek, Lot a082781			(Purchased Reagent)		PCB-1016 Peak 1	1000 ug/mL
							PCB-1016 Peak 2	1000 ug/mL
							PCB-1016 Peak 3	1000 ug/mL
							PCB-1016 Peak 4	1000 ug/mL
							PCB-1016 Peak 5	1000 ug/mL
							PCB-1260 Peak 1	1000 ug/mL
							PCB-1260 Peak 2	1000 ug/mL
							PCB-1260 Peak 3	1000 ug/mL
							PCB-1260 Peak 4	1000 ug/mL
							PCB-1260 Peak 5	1000 ug/mL
.SGPCGSURRSTK_00003	08/31/13	08/31/12	HEXANE, Lot L03E01	100 mL	SGPCBSURRMX_00004	1 mL	DCB Decachlorobiphenyl	2 ug/mL
							Tetrachloro-m-xylene	2 ug/mL
..SGPCBSURRMX_00004	07/31/16	restek, Lot a065184			(Purchased Reagent)		DCB Decachlorobiphenyl	200 ug/mL
							Tetrachloro-m-xylene	200 ug/mL
SG1660@.05PPM_00006	08/31/13	03/04/13	HEXANE, Lot 0000021949	100 mL	SG1016/1260_00006	0.5 mL	Aroclor-1016	0.05 ug/mL
							Aroclor-1260	0.05 ug/mL
					SGPCGSURRSTK_00003	0.125 mL	DCB Decachlorobiphenyl	0.0025 ug/mL
							Tetrachloro-m-xylene	0.0025 ug/mL
.SG1016/1260_00006	01/23/14	01/23/13	HEXANE, Lot 0000017861	100 mL	SG1016/1260MX_00004	1 mL	Aroclor-1016	10 ug/mL
							Aroclor-1260	10 ug/mL
..SG1016/1260MX_00004	08/31/18	Restek, Lot a082781			(Purchased Reagent)		Aroclor-1016	1000 ug/mL
							Aroclor-1260	1000 ug/mL
.SGPCGSURRSTK_00003	08/31/13	08/31/12	HEXANE, Lot L03E01	100 mL	SGPCBSURRMX_00004	1 mL	DCB Decachlorobiphenyl	2 ug/mL

REAGENT TRACEABILITY SUMMARY

Lab Name: TestAmerica Canton Job No.: 240-21987-1

SDG No.:

Reagent ID	Exp Date	Prep Date	Dilutant Used	Reagent Final Volume	Parent Reagent		Analyte	Concentration
					Reagent ID	Volume Added		
							Tetrachloro-m-xylene	2 ug/mL
..SGPCBSURRMX_00004	07/31/16		restek, Lot a065184		(Purchased Reagent)		DCB Decachlorobiphenyl	200 ug/mL
							Tetrachloro-m-xylene	200 ug/mL
SG1660@0.2ppm_00005	03/03/13	09/03/12	HEXANE, Lot 0000013019	100 mL	SG1016/1260_00005	2 mL	PCB-1016 Peak 1	0.2 ug/mL
							PCB-1016 Peak 2	0.2 ug/mL
							PCB-1016 Peak 3	0.2 ug/mL
							PCB-1016 Peak 4	0.2 ug/mL
							PCB-1016 Peak 5	0.2 ug/mL
							PCB-1260 Peak 1	0.2 ug/mL
							PCB-1260 Peak 2	0.2 ug/mL
							PCB-1260 Peak 3	0.2 ug/mL
							PCB-1260 Peak 4	0.2 ug/mL
							PCB-1260 Peak 5	0.2 ug/mL
					SGPCGSURRSTK_00003	0.5 mL	DCB Decachlorobiphenyl	0.01 ug/mL
							Tetrachloro-m-xylene	0.01 ug/mL
.SG1016/1260_00005	05/30/13	05/30/12	HEXANE, Lot K42e19	100 mL	SG1016/1260MX_00004	1 mL	PCB-1016 Peak 1	10 ug/mL
							PCB-1016 Peak 2	10 ug/mL
							PCB-1016 Peak 3	10 ug/mL
							PCB-1016 Peak 4	10 ug/mL
							PCB-1016 Peak 5	10 ug/mL
							PCB-1260 Peak 1	10 ug/mL
							PCB-1260 Peak 2	10 ug/mL
							PCB-1260 Peak 3	10 ug/mL
							PCB-1260 Peak 4	10 ug/mL
							PCB-1260 Peak 5	10 ug/mL
..SG1016/1260MX_00004	08/31/18		Restek, Lot a082781		(Purchased Reagent)		PCB-1016 Peak 1	1000 ug/mL
							PCB-1016 Peak 2	1000 ug/mL
							PCB-1016 Peak 3	1000 ug/mL
							PCB-1016 Peak 4	1000 ug/mL
							PCB-1016 Peak 5	1000 ug/mL
							PCB-1260 Peak 1	1000 ug/mL
							PCB-1260 Peak 2	1000 ug/mL
							PCB-1260 Peak 3	1000 ug/mL
							PCB-1260 Peak 4	1000 ug/mL
							PCB-1260 Peak 5	1000 ug/mL
.SGPCGSURRSTK_00003	08/31/13	08/31/12	HEXANE, Lot L03E01	100 mL	SGPCBSURRMX_00004	1 mL	DCB Decachlorobiphenyl	2 ug/mL
							Tetrachloro-m-xylene	2 ug/mL
..SGPCBSURRMX_00004	07/31/16		restek, Lot a065184		(Purchased Reagent)		DCB Decachlorobiphenyl	200 ug/mL
							Tetrachloro-m-xylene	200 ug/mL
SG1660@0.5PPM_00012	03/03/13	09/03/12	HEXANE, Lot 0000013019	200 mL	SG1016/1260_00005	10 mL	PCB-1016 Peak 1	0.5 ug/mL
							PCB-1016 Peak 2	0.5 ug/mL
							PCB-1016 Peak 3	0.5 ug/mL
							PCB-1016 Peak 4	0.5 ug/mL
							PCB-1016 Peak 5	0.5 ug/mL
							PCB-1260 Peak 1	0.5 ug/mL
							PCB-1260 Peak 2	0.5 ug/mL
							PCB-1260 Peak 3	0.5 ug/mL

REAGENT TRACEABILITY SUMMARY

Lab Name: TestAmerica Canton Job No.: 240-21987-1

SDG No.:

Reagent ID	Exp Date	Prep Date	Dilutant Used	Reagent Final Volume	Parent Reagent		Analyte	Concentration
					Reagent ID	Volume Added		
							PCB-1260 Peak 4	0.5 ug/mL
							PCB-1260 Peak 5	0.5 ug/mL
					SGPCGSURRSTK_00003	2.5 mL	DCB Decachlorobiphenyl	0.025 ug/mL
							Tetrachloro-m-xylene	0.025 ug/mL
.SG1016/1260_00005	05/30/13	05/30/12	HEXANE, Lot K42e19	100 mL	SG1016/1260MX_00004	1 mL	PCB-1016 Peak 1	10 ug/mL
							PCB-1016 Peak 2	10 ug/mL
							PCB-1016 Peak 3	10 ug/mL
							PCB-1016 Peak 4	10 ug/mL
							PCB-1016 Peak 5	10 ug/mL
							PCB-1260 Peak 1	10 ug/mL
							PCB-1260 Peak 2	10 ug/mL
							PCB-1260 Peak 3	10 ug/mL
							PCB-1260 Peak 4	10 ug/mL
							PCB-1260 Peak 5	10 ug/mL
..SG1016/1260MX_00004	08/31/18	Restek, Lot a082781			(Purchased Reagent)		PCB-1016 Peak 1	1000 ug/mL
							PCB-1016 Peak 2	1000 ug/mL
							PCB-1016 Peak 3	1000 ug/mL
							PCB-1016 Peak 4	1000 ug/mL
							PCB-1016 Peak 5	1000 ug/mL
							PCB-1260 Peak 1	1000 ug/mL
							PCB-1260 Peak 2	1000 ug/mL
							PCB-1260 Peak 3	1000 ug/mL
							PCB-1260 Peak 4	1000 ug/mL
							PCB-1260 Peak 5	1000 ug/mL
.SGPCGSURRSTK_00003	08/31/13	08/31/12	HEXANE, Lot L03E01	100 mL	SGPCBSURRMX_00004	1 mL	DCB Decachlorobiphenyl	2 ug/mL
							Tetrachloro-m-xylene	2 ug/mL
..SGPCBSURRMX_00004	07/31/16	restek, Lot a065184			(Purchased Reagent)		DCB Decachlorobiphenyl	200 ug/mL
							Tetrachloro-m-xylene	200 ug/mL
SG1660@0.5PPM_00015	07/23/13	01/23/13	HEXANE, Lot 0000017861	200 mL	SG1016/1260_00006	10 mL	Aroclor-1016	0.5 ug/mL
							Aroclor-1260	0.5 ug/mL
							PCB-1016 Peak 1	0.5 ug/mL
							PCB-1016 Peak 2	0.5 ug/mL
							PCB-1016 Peak 3	0.5 ug/mL
							PCB-1016 Peak 4	0.5 ug/mL
							PCB-1016 Peak 5	0.5 ug/mL
							PCB-1260 Peak 1	0.5 ug/mL
							PCB-1260 Peak 2	0.5 ug/mL
							PCB-1260 Peak 3	0.5 ug/mL
							PCB-1260 Peak 4	0.5 ug/mL
							PCB-1260 Peak 5	0.5 ug/mL
					SGPCGSURRSTK_00003	2.5 mL	DCB Decachlorobiphenyl	0.025 ug/mL
							Tetrachloro-m-xylene	0.025 ug/mL
.SG1016/1260_00006	01/23/14	01/23/13	HEXANE, Lot 0000017861	100 mL	SG1016/1260MX_00004	1 mL	Aroclor-1016	10 ug/mL
							Aroclor-1260	10 ug/mL
							PCB-1016 Peak 1	10 ug/mL
							PCB-1016 Peak 2	10 ug/mL
							PCB-1016 Peak 3	10 ug/mL

REAGENT TRACEABILITY SUMMARY

Lab Name: TestAmerica Canton Job No.: 240-21987-1

SDG No.:

Reagent ID	Exp Date	Prep Date	Dilutant Used	Reagent Final Volume	Parent Reagent		Analyte	Concentration
					Reagent ID	Volume Added		
							PCB-1016 Peak 4	10 ug/mL
							PCB-1016 Peak 5	10 ug/mL
							PCB-1260 Peak 1	10 ug/mL
							PCB-1260 Peak 2	10 ug/mL
							PCB-1260 Peak 3	10 ug/mL
							PCB-1260 Peak 4	10 ug/mL
							PCB-1260 Peak 5	10 ug/mL
..SG1016/1260MX_00004	08/31/18	Restek, Lot a082781			(Purchased Reagent)		Aroclor-1016	1000 ug/mL
							Aroclor-1260	1000 ug/mL
							PCB-1016 Peak 1	1000 ug/mL
							PCB-1016 Peak 2	1000 ug/mL
							PCB-1016 Peak 3	1000 ug/mL
							PCB-1016 Peak 4	1000 ug/mL
							PCB-1016 Peak 5	1000 ug/mL
							PCB-1260 Peak 1	1000 ug/mL
							PCB-1260 Peak 2	1000 ug/mL
							PCB-1260 Peak 3	1000 ug/mL
							PCB-1260 Peak 4	1000 ug/mL
							PCB-1260 Peak 5	1000 ug/mL
.SGPCGSURRSTK_00003	08/31/13	08/31/12	HEXANE, Lot L03E01	100 mL	SGPCBSURRMX_00004	1 mL	DCB Decachlorobiphenyl	2 ug/mL
							Tetrachloro-m-xylene	2 ug/mL
..SGPCBSURRMX_00004	07/31/16	restek, Lot a065184			(Purchased Reagent)		DCB Decachlorobiphenyl	200 ug/mL
							Tetrachloro-m-xylene	200 ug/mL
SG1660@1.0PPM_00005	03/03/13	09/03/12	HEXANE, Lot 0000013019	100 mL	SG1016/1260_00005	10 mL	PCB-1016 Peak 1	1 ug/mL
							PCB-1016 Peak 2	1 ug/mL
							PCB-1016 Peak 3	1 ug/mL
							PCB-1016 Peak 4	1 ug/mL
							PCB-1016 Peak 5	1 ug/mL
							PCB-1260 Peak 1	1 ug/mL
							PCB-1260 Peak 2	1 ug/mL
							PCB-1260 Peak 3	1 ug/mL
							PCB-1260 Peak 4	1 ug/mL
							PCB-1260 Peak 5	1 ug/mL
					SGPCGSURRSTK_00003	2.5 mL	DCB Decachlorobiphenyl	0.05 ug/mL
							Tetrachloro-m-xylene	0.05 ug/mL
.SG1016/1260_00005	05/30/13	05/30/12	HEXANE, Lot K42e19	100 mL	SG1016/1260MX_00004	1 mL	PCB-1016 Peak 1	10 ug/mL
							PCB-1016 Peak 2	10 ug/mL
							PCB-1016 Peak 3	10 ug/mL
							PCB-1016 Peak 4	10 ug/mL
							PCB-1016 Peak 5	10 ug/mL
							PCB-1260 Peak 1	10 ug/mL
							PCB-1260 Peak 2	10 ug/mL
							PCB-1260 Peak 3	10 ug/mL
							PCB-1260 Peak 4	10 ug/mL
							PCB-1260 Peak 5	10 ug/mL
..SG1016/1260MX_00004	08/31/18	Restek, Lot a082781			(Purchased Reagent)		PCB-1016 Peak 1	1000 ug/mL
							PCB-1016 Peak 2	1000 ug/mL

REAGENT TRACEABILITY SUMMARY

Lab Name: TestAmerica Canton Job No.: 240-21987-1

SDG No.:

Reagent ID	Exp Date	Prep Date	Dilutant Used	Reagent Final Volume	Parent Reagent		Analyte	Concentration
					Reagent ID	Volume Added		
							PCB-1016 Peak 3	1000 ug/mL
							PCB-1016 Peak 4	1000 ug/mL
							PCB-1016 Peak 5	1000 ug/mL
							PCB-1260 Peak 1	1000 ug/mL
							PCB-1260 Peak 2	1000 ug/mL
							PCB-1260 Peak 3	1000 ug/mL
							PCB-1260 Peak 4	1000 ug/mL
							PCB-1260 Peak 5	1000 ug/mL
.SGPCGSURRSTK_00003	08/31/13	08/31/12	HEXANE, Lot L03E01	100 mL	SGPCBSURRMX_00004	1 mL	DCB Decachlorobiphenyl	2 ug/mL
							Tetrachloro-m-xylene	2 ug/mL
..SGPCBSURRMX_00004	07/31/16		restek, Lot a065184		(Purchased Reagent)		DCB Decachlorobiphenyl	200 ug/mL
							Tetrachloro-m-xylene	200 ug/mL
SG1660@2.0PPM_00005	03/03/13	09/03/12	HEXANE, Lot 0000013019	100 mL	SG1016/1260_00005	20 mL	PCB-1016 Peak 1	2 ug/mL
							PCB-1016 Peak 2	2 ug/mL
							PCB-1016 Peak 3	2 ug/mL
							PCB-1016 Peak 4	2 ug/mL
							PCB-1016 Peak 5	2 ug/mL
							PCB-1260 Peak 1	2 ug/mL
							PCB-1260 Peak 2	2 ug/mL
							PCB-1260 Peak 3	2 ug/mL
							PCB-1260 Peak 4	2 ug/mL
							PCB-1260 Peak 5	2 ug/mL
					SGPCGSURRSTK_00003	5 mL	DCB Decachlorobiphenyl	0.1 ug/mL
							Tetrachloro-m-xylene	0.1 ug/mL
.SG1016/1260_00005	05/30/13	05/30/12	HEXANE, Lot K42e19	100 mL	SG1016/1260MX_00004	1 mL	PCB-1016 Peak 1	10 ug/mL
							PCB-1016 Peak 2	10 ug/mL
							PCB-1016 Peak 3	10 ug/mL
							PCB-1016 Peak 4	10 ug/mL
							PCB-1016 Peak 5	10 ug/mL
							PCB-1260 Peak 1	10 ug/mL
							PCB-1260 Peak 2	10 ug/mL
							PCB-1260 Peak 3	10 ug/mL
							PCB-1260 Peak 4	10 ug/mL
							PCB-1260 Peak 5	10 ug/mL
..SG1016/1260MX_00004	08/31/18		Restek, Lot a082781		(Purchased Reagent)		PCB-1016 Peak 1	1000 ug/mL
							PCB-1016 Peak 2	1000 ug/mL
							PCB-1016 Peak 3	1000 ug/mL
							PCB-1016 Peak 4	1000 ug/mL
							PCB-1016 Peak 5	1000 ug/mL
							PCB-1260 Peak 1	1000 ug/mL
							PCB-1260 Peak 2	1000 ug/mL
							PCB-1260 Peak 3	1000 ug/mL
							PCB-1260 Peak 4	1000 ug/mL
							PCB-1260 Peak 5	1000 ug/mL
.SGPCGSURRSTK_00003	08/31/13	08/31/12	HEXANE, Lot L03E01	100 mL	SGPCBSURRMX_00004	1 mL	DCB Decachlorobiphenyl	2 ug/mL
							Tetrachloro-m-xylene	2 ug/mL
..SGPCBSURRMX_00004	07/31/16		restek, Lot a065184		(Purchased Reagent)		DCB Decachlorobiphenyl	200 ug/mL

REAGENT TRACEABILITY SUMMARY

Lab Name: TestAmerica Canton Job No.: 240-21987-1

SDG No.:

Reagent ID	Exp Date	Prep Date	Dilutant Used	Reagent Final Volume	Parent Reagent		Analyte	Concentration
					Reagent ID	Volume Added		
							Tetrachloro-m-xylene	200 ug/mL
SG1660STD@0.1_00005	03/03/13	09/03/12	HEXANE, Lot 0000013019	100 mL	SG1016/1260_00005	1 mL	PCB-1016 Peak 1	0.1 ug/mL
							PCB-1016 Peak 2	0.1 ug/mL
							PCB-1016 Peak 3	0.1 ug/mL
							PCB-1016 Peak 4	0.1 ug/mL
							PCB-1016 Peak 5	0.1 ug/mL
							PCB-1260 Peak 1	0.1 ug/mL
							PCB-1260 Peak 2	0.1 ug/mL
							PCB-1260 Peak 3	0.1 ug/mL
							PCB-1260 Peak 4	0.1 ug/mL
							PCB-1260 Peak 5	0.1 ug/mL
					SGPCGSURRSTK_00003	0.25 mL	DCB Decachlorobiphenyl	0.005 ug/mL
							Tetrachloro-m-xylene	0.005 ug/mL
.SG1016/1260_00005	05/30/13	05/30/12	HEXANE, Lot K42e19	100 mL	SG1016/1260MX_00004	1 mL	PCB-1016 Peak 1	10 ug/mL
							PCB-1016 Peak 2	10 ug/mL
							PCB-1016 Peak 3	10 ug/mL
							PCB-1016 Peak 4	10 ug/mL
							PCB-1016 Peak 5	10 ug/mL
							PCB-1260 Peak 1	10 ug/mL
							PCB-1260 Peak 2	10 ug/mL
							PCB-1260 Peak 3	10 ug/mL
							PCB-1260 Peak 4	10 ug/mL
							PCB-1260 Peak 5	10 ug/mL
..SG1016/1260MX_00004	08/31/18	Restek, Lot a082781			(Purchased Reagent)		PCB-1016 Peak 1	1000 ug/mL
							PCB-1016 Peak 2	1000 ug/mL
							PCB-1016 Peak 3	1000 ug/mL
							PCB-1016 Peak 4	1000 ug/mL
							PCB-1016 Peak 5	1000 ug/mL
							PCB-1260 Peak 1	1000 ug/mL
							PCB-1260 Peak 2	1000 ug/mL
							PCB-1260 Peak 3	1000 ug/mL
							PCB-1260 Peak 4	1000 ug/mL
							PCB-1260 Peak 5	1000 ug/mL
.SGPCGSURRSTK_00003	08/31/13	08/31/12	HEXANE, Lot L03E01	100 mL	SGPCBSURRMX_00004	1 mL	DCB Decachlorobiphenyl	2 ug/mL
							Tetrachloro-m-xylene	2 ug/mL
..SGPCBSURRMX_00004	07/31/16	restek, Lot a065184			(Purchased Reagent)		DCB Decachlorobiphenyl	200 ug/mL
							Tetrachloro-m-xylene	200 ug/mL
SG2154@0.05PP_00003	01/31/13	08/02/12	HEXANE, Lot L08E17	100 mL	SG2154@10ppm_00002	0.5 mL	PCB-1221 Peak 1	0.05 ug/mL
							PCB-1221 Peak 2	0.05 ug/mL
							PCB-1221 Peak 3	0.05 ug/mL
							PCB-1254 Peak 1	0.05 ug/mL
							PCB-1254 Peak 2	0.05 ug/mL
							PCB-1254 Peak 3	0.05 ug/mL
							PCB-1254 Peak 4	0.05 ug/mL
							PCB-1254 Peak 5	0.05 ug/mL
.SG2154@10ppm_00002	01/31/13	01/31/12	HEXANE, Lot K29E03	100 mL	SGPCB1221_00002	1 mL	PCB-1221 Peak 1	10 ug/mL
							PCB-1221 Peak 2	10 ug/mL

REAGENT TRACEABILITY SUMMARY

Lab Name: TestAmerica Canton Job No.: 240-21987-1

SDG No.:

Reagent ID	Exp Date	Prep Date	Dilutant Used	Reagent Final Volume	Parent Reagent		Analyte	Concentration
					Reagent ID	Volume Added		
							PCB-1221 Peak 3	10 ug/mL
					SGPCB1254_00005	1 mL	PCB-1254 Peak 1	10 ug/mL
							PCB-1254 Peak 2	10 ug/mL
							PCB-1254 Peak 3	10 ug/mL
							PCB-1254 Peak 4	10 ug/mL
							PCB-1254 Peak 5	10 ug/mL
..SGPCB1221_00002	06/17/16		RESTEK, Lot a074947		(Purchased Reagent)		PCB-1221 Peak 1	1000 ug/mL
							PCB-1221 Peak 2	1000 ug/mL
							PCB-1221 Peak 3	1000 ug/mL
..SGPCB1254_00005	09/30/17		restek, Lot A076437		(Purchased Reagent)		PCB-1254 Peak 1	1000 ug/mL
							PCB-1254 Peak 2	1000 ug/mL
							PCB-1254 Peak 3	1000 ug/mL
							PCB-1254 Peak 4	1000 ug/mL
							PCB-1254 Peak 5	1000 ug/mL
SG2154@0.2PPM_00004	01/31/13	08/02/12	HEXANE, Lot L08e17	100 mL	SG2154@10ppm_00002	2 mL	PCB-1221 Peak 1	0.2 ug/mL
							PCB-1221 Peak 2	0.2 ug/mL
							PCB-1221 Peak 3	0.2 ug/mL
							PCB-1254 Peak 1	0.2 ug/mL
							PCB-1254 Peak 2	0.2 ug/mL
							PCB-1254 Peak 3	0.2 ug/mL
							PCB-1254 Peak 4	0.2 ug/mL
							PCB-1254 Peak 5	0.2 ug/mL
.SG2154@10ppm_00002	01/31/13	01/31/12	HEXANE, Lot K29E03	100 mL	SGPCB1221_00002	1 mL	PCB-1221 Peak 1	10 ug/mL
							PCB-1221 Peak 2	10 ug/mL
							PCB-1221 Peak 3	10 ug/mL
					SGPCB1254_00005	1 mL	PCB-1254 Peak 1	10 ug/mL
							PCB-1254 Peak 2	10 ug/mL
							PCB-1254 Peak 3	10 ug/mL
							PCB-1254 Peak 4	10 ug/mL
							PCB-1254 Peak 5	10 ug/mL
..SGPCB1221_00002	06/17/16		RESTEK, Lot a074947		(Purchased Reagent)		PCB-1221 Peak 1	1000 ug/mL
							PCB-1221 Peak 2	1000 ug/mL
							PCB-1221 Peak 3	1000 ug/mL
..SGPCB1254_00005	09/30/17		restek, Lot A076437		(Purchased Reagent)		PCB-1254 Peak 1	1000 ug/mL
							PCB-1254 Peak 2	1000 ug/mL
							PCB-1254 Peak 3	1000 ug/mL
							PCB-1254 Peak 4	1000 ug/mL
							PCB-1254 Peak 5	1000 ug/mL
SG2154@0.5PPM_00006	01/31/13	08/02/12	HEXANE, Lot L08e17	100 mL	SG2154@10ppm_00002	5 mL	PCB-1221 Peak 1	0.5 ug/mL
							PCB-1221 Peak 2	0.5 ug/mL
							PCB-1221 Peak 3	0.5 ug/mL
							PCB-1254 Peak 1	0.5 ug/mL
							PCB-1254 Peak 2	0.5 ug/mL
							PCB-1254 Peak 3	0.5 ug/mL
							PCB-1254 Peak 4	0.5 ug/mL
							PCB-1254 Peak 5	0.5 ug/mL
.SG2154@10ppm_00002	01/31/13	01/31/12	HEXANE, Lot K29E03	100 mL	SGPCB1221_00002	1 mL	PCB-1221 Peak 1	10 ug/mL

REAGENT TRACEABILITY SUMMARY

Lab Name: TestAmerica Canton Job No.: 240-21987-1

SDG No.:

Reagent ID	Exp Date	Prep Date	Dilutant Used	Reagent Final Volume	Parent Reagent		Analyte	Concentration
					Reagent ID	Volume Added		
							PCB-1221 Peak 2	10 ug/mL
							PCB-1221 Peak 3	10 ug/mL
					SGPCB1254_00005	1 mL	PCB-1254 Peak 1	10 ug/mL
							PCB-1254 Peak 2	10 ug/mL
							PCB-1254 Peak 3	10 ug/mL
							PCB-1254 Peak 4	10 ug/mL
							PCB-1254 Peak 5	10 ug/mL
..SGPCB1221_00002	06/17/16		RESTEK, Lot a074947		(Purchased Reagent)		PCB-1221 Peak 1	1000 ug/mL
							PCB-1221 Peak 2	1000 ug/mL
							PCB-1221 Peak 3	1000 ug/mL
..SGPCB1254_00005	09/30/17		restek, Lot A076437		(Purchased Reagent)		PCB-1254 Peak 1	1000 ug/mL
							PCB-1254 Peak 2	1000 ug/mL
							PCB-1254 Peak 3	1000 ug/mL
							PCB-1254 Peak 4	1000 ug/mL
							PCB-1254 Peak 5	1000 ug/mL
SG2154@1.0PPM_00004	01/31/13	08/02/12	HEXANE, Lot L08E17	100 mL	SG2154@10ppm_00002	10 mL	PCB-1221 Peak 1	1 ug/mL
							PCB-1221 Peak 2	1 ug/mL
							PCB-1221 Peak 3	1 ug/mL
							PCB-1254 Peak 1	1 ug/mL
							PCB-1254 Peak 2	1 ug/mL
							PCB-1254 Peak 3	1 ug/mL
							PCB-1254 Peak 4	1 ug/mL
							PCB-1254 Peak 5	1 ug/mL
.SG2154@10ppm_00002	01/31/13	01/31/12	HEXANE, Lot K29E03	100 mL	SGPCB1221_00002	1 mL	PCB-1221 Peak 1	10 ug/mL
							PCB-1221 Peak 2	10 ug/mL
							PCB-1221 Peak 3	10 ug/mL
					SGPCB1254_00005	1 mL	PCB-1254 Peak 1	10 ug/mL
							PCB-1254 Peak 2	10 ug/mL
							PCB-1254 Peak 3	10 ug/mL
							PCB-1254 Peak 4	10 ug/mL
							PCB-1254 Peak 5	10 ug/mL
..SGPCB1221_00002	06/17/16		RESTEK, Lot a074947		(Purchased Reagent)		PCB-1221 Peak 1	1000 ug/mL
							PCB-1221 Peak 2	1000 ug/mL
							PCB-1221 Peak 3	1000 ug/mL
..SGPCB1254_00005	09/30/17		restek, Lot A076437		(Purchased Reagent)		PCB-1254 Peak 1	1000 ug/mL
							PCB-1254 Peak 2	1000 ug/mL
							PCB-1254 Peak 3	1000 ug/mL
							PCB-1254 Peak 4	1000 ug/mL
							PCB-1254 Peak 5	1000 ug/mL
SG2154@2.0PPM_00004	01/31/13	08/02/12	HEXANE, Lot L08E17	100 mL	SG2154@10ppm_00002	20 mL	PCB-1221 Peak 1	2 ug/mL
							PCB-1221 Peak 2	2 ug/mL
							PCB-1221 Peak 3	2 ug/mL
							PCB-1254 Peak 1	2 ug/mL
							PCB-1254 Peak 2	2 ug/mL
							PCB-1254 Peak 3	2 ug/mL
							PCB-1254 Peak 4	2 ug/mL
							PCB-1254 Peak 5	2 ug/mL

REAGENT TRACEABILITY SUMMARY

Lab Name: TestAmerica Canton Job No.: 240-21987-1

SDG No.:

Reagent ID	Exp Date	Prep Date	Dilutant Used	Reagent Final Volume	Parent Reagent		Analyte	Concentration
					Reagent ID	Volume Added		
.SG2154@10ppm_00002	01/31/13	01/31/12	HEXANE, Lot K29E03	100 mL	SGPCB1221_00002	1 mL	PCB-1221 Peak 1	10 ug/mL
							PCB-1221 Peak 2	10 ug/mL
							PCB-1221 Peak 3	10 ug/mL
					SGPCB1254_00005	1 mL	PCB-1254 Peak 1	10 ug/mL
							PCB-1254 Peak 2	10 ug/mL
							PCB-1254 Peak 3	10 ug/mL
							PCB-1254 Peak 4	10 ug/mL
							PCB-1254 Peak 5	10 ug/mL
..SGPCB1221_00002	06/17/16	RESTEK, Lot a074947			(Purchased Reagent)		PCB-1221 Peak 1	1000 ug/mL
							PCB-1221 Peak 2	1000 ug/mL
							PCB-1221 Peak 3	1000 ug/mL
..SGPCB1254_00005	09/30/17	restek, Lot A076437			(Purchased Reagent)		PCB-1254 Peak 1	1000 ug/mL
							PCB-1254 Peak 2	1000 ug/mL
							PCB-1254 Peak 3	1000 ug/mL
							PCB-1254 Peak 4	1000 ug/mL
							PCB-1254 Peak 5	1000 ug/mL
SG2154@0.1PPM_00004	01/31/13	08/02/12	HEXANE, Lot L08E17	100 mL	SG2154@10ppm_00002	1 mL	PCB-1221 Peak 1	0.1 ug/mL
							PCB-1221 Peak 2	0.1 ug/mL
							PCB-1221 Peak 3	0.1 ug/mL
							PCB-1254 Peak 1	0.1 ug/mL
							PCB-1254 Peak 2	0.1 ug/mL
							PCB-1254 Peak 3	0.1 ug/mL
							PCB-1254 Peak 4	0.1 ug/mL
							PCB-1254 Peak 5	0.1 ug/mL
.SG2154@10ppm_00002	01/31/13	01/31/12	HEXANE, Lot K29E03	100 mL	SGPCB1221_00002	1 mL	PCB-1221 Peak 1	10 ug/mL
							PCB-1221 Peak 2	10 ug/mL
							PCB-1221 Peak 3	10 ug/mL
					SGPCB1254_00005	1 mL	PCB-1254 Peak 1	10 ug/mL
							PCB-1254 Peak 2	10 ug/mL
							PCB-1254 Peak 3	10 ug/mL
							PCB-1254 Peak 4	10 ug/mL
							PCB-1254 Peak 5	10 ug/mL
..SGPCB1221_00002	06/17/16	RESTEK, Lot a074947			(Purchased Reagent)		PCB-1221 Peak 1	1000 ug/mL
							PCB-1221 Peak 2	1000 ug/mL
							PCB-1221 Peak 3	1000 ug/mL
..SGPCB1254_00005	09/30/17	restek, Lot A076437			(Purchased Reagent)		PCB-1254 Peak 1	1000 ug/mL
							PCB-1254 Peak 2	1000 ug/mL
							PCB-1254 Peak 3	1000 ug/mL
							PCB-1254 Peak 4	1000 ug/mL
							PCB-1254 Peak 5	1000 ug/mL
SGDROCAL_00004	08/14/13	02/14/13	MECL2, Lot 0000027455	100 mL	SGDROCALSTK_00004	1 g	Diesel	10000 ug/mL
					SGDROSURR_00002	1 mL	n-Nonane	1000 ug/mL
.SGDROCALSTK_00004	02/05/14	SCFN, Lot 020513			(Purchased Reagent)		Diesel	1000000 ug/mL
.SGDROSURR_00002	08/14/13	02/14/13	MECL2, Lot 0000027455	10 mL	SGDROSURRSTK_00001	1 g	n-Nonane	100000 ug/mL
..SGDROSURRSTK_00001	08/20/13	sigma aldrich, Lot TBC5938V			(Purchased Reagent)		n-Nonane	1000000 ug/mL
SGDROICV_00001	04/12/13	10/12/12	MECL2, Lot 0000010059	100 mL	SGDROICVSTK_00001	1 g	Diesel	10000 ug/mL
.SGDROICVSTK_00001	10/05/13	Sheetz Station, Lot Sheetz			(Purchased Reagent)		Diesel	1000000 g

REAGENT TRACEABILITY SUMMARY

Lab Name: TestAmerica Canton Job No.: 240-21987-1

SDG No.:

Reagent ID	Exp Date	Prep Date	Dilutant Used	Reagent Final Volume	Parent Reagent		Analyte	Concentration
					Reagent ID	Volume Added		
SGHERBL1_00009	05/31/13	11/24/12	HEXANE, Lot 00000014962	100 mL	SGHERBST_00009	100 uL	2,4,5-T	0.005 ug/mL
							2,4-D	0.02 ug/mL
							2,4-DB	0.02 ug/mL
							2,4-Dichlorophenylacetic acid	0.02 ug/mL
							Dalapon	0.01 ug/mL
							Dicamba	0.01 ug/mL
							Dichlorprop	0.02 ug/mL
							Dinoseb	0.003 ug/mL
							MCPA	2 ug/mL
							MCPP	2 ug/mL
							Silvex (2,4,5-TP)	0.005 ug/mL
.SGHERBST_00009	05/31/13	08/23/12	HEXANE, Lot L03E01	10 mL	SGHERB_00015	1 mL	2,4,5-T	5 ug/mL
							2,4-D	20 ug/mL
							2,4-DB	20 ug/mL
							2,4-Dichlorophenylacetic acid	20 ug/mL
							Dalapon	10 ug/mL
							Dicamba	10 ug/mL
							Dichlorprop	20 ug/mL
							Dinoseb	3 ug/mL
							MCPA	2000 ug/mL
							MCPP	2000 ug/mL
							Silvex (2,4,5-TP)	5 ug/mL
..SGHERB_00015	05/31/13	Ultra Scientific, Lot CH-1342			(Purchased Reagent)		2,4,5-T	50 ug/mL
							2,4-D	200 ug/mL
							2,4-DB	200 ug/mL
							2,4-Dichlorophenylacetic acid	200 ug/mL
							Dalapon	100 ug/mL
							Dicamba	100 ug/mL
							Dichlorprop	200 ug/mL
							Dinoseb	30 ug/mL
							MCPA	20000 ug/mL
							MCPP	20000 ug/mL
							Silvex (2,4,5-TP)	50 ug/mL
SGHERBL2_00006	05/31/13	11/24/12	HEXANE, Lot 00000014962	100 mL	SGHERBST_00009	200 uL	2,4,5-T	0.01 ug/mL
							2,4-D	0.04 ug/mL
							2,4-DB	0.04 ug/mL
							2,4-Dichlorophenylacetic acid	0.04 ug/mL
							Dalapon	0.02 ug/mL
							Dicamba	0.02 ug/mL
							Dichlorprop	0.04 ug/mL
							Dinoseb	0.006 ug/mL
							MCPA	4 ug/mL
							MCPP	4 ug/mL
							Silvex (2,4,5-TP)	0.01 ug/mL
.SGHERBST_00009	05/31/13	08/23/12	HEXANE, Lot L03E01	10 mL	SGHERB_00015	1 mL	2,4,5-T	5 ug/mL
							2,4-D	20 ug/mL
							2,4-DB	20 ug/mL

REAGENT TRACEABILITY SUMMARY

Lab Name: TestAmerica Canton Job No.: 240-21987-1

SDG No.:

Reagent ID	Exp Date	Prep Date	Dilutant Used	Reagent Final Volume	Parent Reagent		Analyte	Concentration
					Reagent ID	Volume Added		
							2,4-Dichlorophenylacetic acid	20 ug/mL
							Dalapon	10 ug/mL
							Dicamba	10 ug/mL
							Dichlorprop	20 ug/mL
							Dinoseb	3 ug/mL
							MCPA	2000 ug/mL
							MCPP	2000 ug/mL
							Silvex (2,4,5-TP)	5 ug/mL
..SGHERB_00015	05/31/13	Ultra Scientific, Lot CH-1342			(Purchased Reagent)		2,4,5-T	50 ug/mL
							2,4-D	200 ug/mL
							2,4-DB	200 ug/mL
							2,4-Dichlorophenylacetic acid	200 ug/mL
							Dalapon	100 ug/mL
							Dicamba	100 ug/mL
							Dichlorprop	200 ug/mL
							Dinoseb	30 ug/mL
							MCPA	20000 ug/mL
							MCPP	20000 ug/mL
							Silvex (2,4,5-TP)	50 ug/mL
SGHERBL3_00009	05/31/13	11/24/12	HEXANE, Lot 00000014962	100 mL	SGHERBST_00009	400 uL	2,4,5-T	0.02 ug/mL
							2,4-D	0.08 ug/mL
							2,4-DB	0.08 ug/mL
							2,4-Dichlorophenylacetic acid	0.08 ug/mL
							Dalapon	0.04 ug/mL
							Dicamba	0.04 ug/mL
							Dichlorprop	0.08 ug/mL
							Dinoseb	0.012 ug/mL
							MCPA	8 ug/mL
							MCPP	8 ug/mL
							Silvex (2,4,5-TP)	0.02 ug/mL
.SGHERBST_00009	05/31/13	08/23/12	HEXANE, Lot L03E01	10 mL	SGHERB_00015	1 mL	2,4,5-T	5 ug/mL
							2,4-D	20 ug/mL
							2,4-DB	20 ug/mL
							2,4-Dichlorophenylacetic acid	20 ug/mL
							Dalapon	10 ug/mL
							Dicamba	10 ug/mL
							Dichlorprop	20 ug/mL
							Dinoseb	3 ug/mL
							MCPA	2000 ug/mL
							MCPP	2000 ug/mL
							Silvex (2,4,5-TP)	5 ug/mL
..SGHERB_00015	05/31/13	Ultra Scientific, Lot CH-1342			(Purchased Reagent)		2,4,5-T	50 ug/mL
							2,4-D	200 ug/mL
							2,4-DB	200 ug/mL
							2,4-Dichlorophenylacetic acid	200 ug/mL
							Dalapon	100 ug/mL
							Dicamba	100 ug/mL

REAGENT TRACEABILITY SUMMARY

Lab Name: TestAmerica Canton Job No.: 240-21987-1

SDG No.:

Reagent ID	Exp Date	Prep Date	Dilutant Used	Reagent Final Volume	Parent Reagent		Analyte	Concentration
					Reagent ID	Volume Added		
							Dichlorprop	200 ug/mL
							Dinoseb	30 ug/mL
							MCPA	20000 ug/mL
							MCPP	20000 ug/mL
							Silvex (2,4,5-TP)	50 ug/mL
SGHERBL4_00006	05/31/13	11/24/12	HEXANE, Lot 00000014962	100 mL	SGHERBST_00009	800 uL	2,4,5-T	0.04 ug/mL
							2,4-D	0.16 ug/mL
							2,4-DB	0.16 ug/mL
							2,4-Dichlorophenylacetic acid	0.16 ug/mL
							Dalapon	0.08 ug/mL
							Dicamba	0.08 ug/mL
							Dichlorprop	0.16 ug/mL
							Dinoseb	0.024 ug/mL
							MCPA	16 ug/mL
							MCPP	16 ug/mL
							Silvex (2,4,5-TP)	0.04 ug/mL
.SGHERBST_00009	05/31/13	08/23/12	HEXANE, Lot L03E01	10 mL	SGHERB_00015	1 mL	2,4,5-T	5 ug/mL
							2,4-D	20 ug/mL
							2,4-DB	20 ug/mL
							2,4-Dichlorophenylacetic acid	20 ug/mL
							Dalapon	10 ug/mL
							Dicamba	10 ug/mL
							Dichlorprop	20 ug/mL
							Dinoseb	3 ug/mL
							MCPA	2000 ug/mL
							MCPP	2000 ug/mL
							Silvex (2,4,5-TP)	5 ug/mL
..SGHERB_00015	05/31/13	Ultra Scientific, Lot CH-1342			(Purchased Reagent)		2,4,5-T	50 ug/mL
							2,4-D	200 ug/mL
							2,4-DB	200 ug/mL
							2,4-Dichlorophenylacetic acid	200 ug/mL
							Dalapon	100 ug/mL
							Dicamba	100 ug/mL
							Dichlorprop	200 ug/mL
							Dinoseb	30 ug/mL
							MCPA	20000 ug/mL
							MCPP	20000 ug/mL
							Silvex (2,4,5-TP)	50 ug/mL
SGHERBL5_00006	05/31/13	11/24/12	HEXANE, Lot 00000014962	100 mL	SGHERBST_00009	1.6 mL	2,4,5-T	0.08 ug/mL
							2,4-D	0.32 ug/mL
							2,4-DB	0.32 ug/mL
							2,4-Dichlorophenylacetic acid	0.32 ug/mL
							Dalapon	0.16 ug/mL
							Dicamba	0.16 ug/mL
							Dichlorprop	0.32 ug/mL
							Dinoseb	0.048 ug/mL
							MCPA	32 ug/mL

REAGENT TRACEABILITY SUMMARY

Lab Name: TestAmerica Canton Job No.: 240-21987-1

SDG No.:

Reagent ID	Exp Date	Prep Date	Dilutant Used	Reagent Final Volume	Parent Reagent		Analyte	Concentration
					Reagent ID	Volume Added		
							MCPP	32 ug/mL
							Silvex (2,4,5-TP)	0.08 ug/mL
.SGHERBST_00009	05/31/13	08/23/12	HEXANE, Lot L03E01	10 mL	SGHERB_00015	1 mL	2,4,5-T	5 ug/mL
							2,4-D	20 ug/mL
							2,4-DB	20 ug/mL
							2,4-Dichlorophenylacetic acid	20 ug/mL
							Dalapon	10 ug/mL
							Dicamba	10 ug/mL
							Dichlorprop	20 ug/mL
							Dinoseb	3 ug/mL
							MCPA	2000 ug/mL
							MCPP	2000 ug/mL
							Silvex (2,4,5-TP)	5 ug/mL
..SGHERB_00015	05/31/13	Ultra Scientific, Lot CH-1342			(Purchased Reagent)		2,4,5-T	50 ug/mL
							2,4-D	200 ug/mL
							2,4-DB	200 ug/mL
							2,4-Dichlorophenylacetic acid	200 ug/mL
							Dalapon	100 ug/mL
							Dicamba	100 ug/mL
							Dichlorprop	200 ug/mL
							Dinoseb	30 ug/mL
							MCPA	20000 ug/mL
							MCPP	20000 ug/mL
							Silvex (2,4,5-TP)	50 ug/mL
SGHERBL6_00006	05/31/13	11/24/12	HEXANE, Lot 00000014962	100 mL	SGHERBST_00009	3.2 mL	2,4,5-T	0.16 ug/mL
							2,4-D	0.64 ug/mL
							2,4-DB	0.64 ug/mL
							2,4-Dichlorophenylacetic acid	0.64 ug/mL
							Dalapon	0.32 ug/mL
							Dicamba	0.32 ug/mL
							Dichlorprop	0.64 ug/mL
							Dinoseb	0.096 ug/mL
							MCPA	64 ug/mL
							MCPP	64 ug/mL
							Silvex (2,4,5-TP)	0.16 ug/mL
.SGHERBST_00009	05/31/13	08/23/12	HEXANE, Lot L03E01	10 mL	SGHERB_00015	1 mL	2,4,5-T	5 ug/mL
							2,4-D	20 ug/mL
							2,4-DB	20 ug/mL
							2,4-Dichlorophenylacetic acid	20 ug/mL
							Dalapon	10 ug/mL
							Dicamba	10 ug/mL
							Dichlorprop	20 ug/mL
							Dinoseb	3 ug/mL
							MCPA	2000 ug/mL
							MCPP	2000 ug/mL
							Silvex (2,4,5-TP)	5 ug/mL
..SGHERB_00015	05/31/13	Ultra Scientific, Lot CH-1342			(Purchased Reagent)		2,4,5-T	50 ug/mL

REAGENT TRACEABILITY SUMMARY

Lab Name: TestAmerica Canton Job No.: 240-21987-1

SDG No.:

Reagent ID	Exp Date	Prep Date	Dilutant Used	Reagent Final Volume	Parent Reagent		Analyte	Concentration
					Reagent ID	Volume Added		
							2,4-D	200 ug/mL
							2,4-DB	200 ug/mL
							2,4-Dichlorophenylacetic acid	200 ug/mL
							Dalapon	100 ug/mL
							Dicamba	100 ug/mL
							Dichlorprop	200 ug/mL
							Dinoseb	30 ug/mL
							MCPA	20000 ug/mL
							MCPP	20000 ug/mL
							Silvex (2,4,5-TP)	50 ug/mL
SGHerbPCP2_00009	07/15/13	01/15/13	HEXANE, Lot 0000017861	100 mL	SGHERBPCPST_00008	50 uL	Pentachlorophenol	0.005 ug/mL
.SGHERBPCPST_00008	01/15/14	01/15/13	HEXANE, Lot 0000017861	100 mL	SGHERBPCP_00008	1 mL	Pentachlorophenol	10 ug/mL
..SGHERBPCP_00008	06/30/14		Restek, Lot A089363		(Purchased Reagent)		Pentachlorophenol	1000 ug/mL
SGHerbPCP3_00007	07/15/13	01/15/13	HEXANE, Lot 0000017861	100 mL	SGHERBPCPST_00008	100 uL	Pentachlorophenol	0.01 ug/mL
.SGHERBPCPST_00008	01/15/14	01/15/13	HEXANE, Lot 0000017861	100 mL	SGHERBPCP_00008	1 mL	Pentachlorophenol	10 ug/mL
..SGHERBPCP_00008	06/30/14		Restek, Lot A089363		(Purchased Reagent)		Pentachlorophenol	1000 ug/mL
SGHerbPCP4_00007	07/15/13	01/15/13	HEXANE, Lot 0000017861	100 mL	SGHERBPCPST_00008	200 uL	Pentachlorophenol	0.02 ug/mL
.SGHERBPCPST_00008	01/15/14	01/15/13	HEXANE, Lot 0000017861	100 mL	SGHERBPCP_00008	1 mL	Pentachlorophenol	10 ug/mL
..SGHERBPCP_00008	06/30/14		Restek, Lot A089363		(Purchased Reagent)		Pentachlorophenol	1000 ug/mL
SGHerbPCP5_00007	07/15/13	01/15/13	HEXANE, Lot 0000017861	100 mL	SGHERBPCPST_00008	400 uL	Pentachlorophenol	0.04 ug/mL
.SGHERBPCPST_00008	01/15/14	01/15/13	HEXANE, Lot 0000017861	100 mL	SGHERBPCP_00008	1 mL	Pentachlorophenol	10 ug/mL
..SGHERBPCP_00008	06/30/14		Restek, Lot A089363		(Purchased Reagent)		Pentachlorophenol	1000 ug/mL
SGHerbPCP6_00007	07/15/13	01/15/13	HEXANE, Lot 0000017816	100 mL	SGHERBPCPST_00008	800 uL	Pentachlorophenol	0.08 ug/mL
.SGHERBPCPST_00008	01/15/14	01/15/13	HEXANE, Lot 0000017861	100 mL	SGHERBPCP_00008	1 mL	Pentachlorophenol	10 ug/mL
..SGHERBPCP_00008	06/30/14		Restek, Lot A089363		(Purchased Reagent)		Pentachlorophenol	1000 ug/mL
SGPestAB1_00004	09/04/13	03/04/13	HEXANE, Lot 0000021949	100 mL	SGPESTABST_00005	25 uL	4,4'-DDD	0.005 ug/mL
							4,4'-DDE	0.005 ug/mL
							4,4'-DDT	0.005 ug/mL
							Aldrin	0.005 ug/mL
							alpha-BHC	0.005 ug/mL
							alpha-Chlordane	0.005 ug/mL
							beta-BHC	0.005 ug/mL
							delta-BHC	0.005 ug/mL
							Dieldrin	0.005 ug/mL
							Endosulfan I	0.005 ug/mL
							Endosulfan II	0.005 ug/mL
							Endosulfan sulfate	0.005 ug/mL
							Endrin	0.005 ug/mL
							Endrin aldehyde	0.005 ug/mL
							Endrin ketone	0.005 ug/mL
							gamma-BHC (Lindane)	0.005 ug/mL
							gamma-Chlordane	0.005 ug/mL
							Heptachlor	0.005 ug/mL
							Heptachlor epoxide	0.005 ug/mL
							Methoxychlor	0.005 ug/mL
							DCB Decachlorobiphenyl	0.005 ug/mL

REAGENT TRACEABILITY SUMMARY

Lab Name: TestAmerica Canton Job No.: 240-21987-1

SDG No.:

Reagent ID	Exp Date	Prep Date	Dilutant Used	Reagent Final Volume	Parent Reagent		Analyte	Concentration
					Reagent ID	Volume Added		
							Tetrachloro-m-xylene	0.005 ug/mL
.SGPESTABST_00005	09/04/13	03/04/13	HEXANE, Lot 0000021949	10 mL	SGPESTAB_00005	1 mL	4,4'-DDD	20 ug/mL
							4,4'-DDE	20 ug/mL
							4,4'-DDT	20 ug/mL
							Aldrin	20 ug/mL
							alpha-BHC	20 ug/mL
							alpha-Chlordane	20 ug/mL
							beta-BHC	20 ug/mL
							delta-BHC	20 ug/mL
							Dieldrin	20 ug/mL
							Endosulfan I	20 ug/mL
							Endosulfan II	20 ug/mL
							Endosulfan sulfate	20 ug/mL
							Endrin	20 ug/mL
							Endrin aldehyde	20 ug/mL
							Endrin ketone	20 ug/mL
							gamma-BHC (Lindane)	20 ug/mL
							gamma-Chlordane	20 ug/mL
							Heptachlor	20 ug/mL
							Heptachlor epoxide	20 ug/mL
							Methoxychlor	20 ug/mL
					SGPESTSURR_00002	1 mL	DCB Decachlorobiphenyl	20 ug/mL
							Tetrachloro-m-xylene	20 ug/mL
..SGPESTAB_00005	08/31/14		Restek, Lot A076528		(Purchased Reagent)		4,4'-DDD	200 ug/mL
							4,4'-DDE	200 ug/mL
							4,4'-DDT	200 ug/mL
							Aldrin	200 ug/mL
							alpha-BHC	200 ug/mL
							alpha-Chlordane	200 ug/mL
							beta-BHC	200 ug/mL
							delta-BHC	200 ug/mL
							Dieldrin	200 ug/mL
							Endosulfan I	200 ug/mL
							Endosulfan II	200 ug/mL
							Endosulfan sulfate	200 ug/mL
							Endrin	200 ug/mL
							Endrin aldehyde	200 ug/mL
							Endrin ketone	200 ug/mL
							gamma-BHC (Lindane)	200 ug/mL
							gamma-Chlordane	200 ug/mL
							Heptachlor	200 ug/mL
							Heptachlor epoxide	200 ug/mL
							Methoxychlor	200 ug/mL
..SGPESTSURR_00002	04/20/19		Restek, Lot A084532		(Purchased Reagent)		DCB Decachlorobiphenyl	200 ug/mL
							Tetrachloro-m-xylene	200 ug/mL
SGPestAB2_00004	09/04/13	03/04/13	HEXANE, Lot 00000121949	100 mL	SGPESTABST_00005	50 uL	4,4'-DDD	0.01 ug/mL
							4,4'-DDE	0.01 ug/mL

REAGENT TRACEABILITY SUMMARY

Lab Name: TestAmerica Canton Job No.: 240-21987-1

SDG No.:

Reagent ID	Exp Date	Prep Date	Dilutant Used	Reagent Final Volume	Parent Reagent		Analyte	Concentration
					Reagent ID	Volume Added		
							4,4'-DDT	0.01 ug/mL
							Aldrin	0.01 ug/mL
							alpha-BHC	0.01 ug/mL
							alpha-Chlordane	0.01 ug/mL
							beta-BHC	0.01 ug/mL
							delta-BHC	0.01 ug/mL
							Dieldrin	0.01 ug/mL
							Endosulfan I	0.01 ug/mL
							Endosulfan II	0.01 ug/mL
							Endosulfan sulfate	0.01 ug/mL
							Endrin	0.01 ug/mL
							Endrin aldehyde	0.01 ug/mL
							Endrin ketone	0.01 ug/mL
							gamma-BHC (Lindane)	0.01 ug/mL
							gamma-Chlordane	0.01 ug/mL
							Heptachlor	0.01 ug/mL
							Heptachlor epoxide	0.01 ug/mL
							Methoxychlor	0.01 ug/mL
							DCB Decachlorobiphenyl	0.01 ug/mL
							Tetrachloro-m-xylene	0.01 ug/mL
.SGPESTABST_00005	09/04/13	03/04/13	HEXANE, Lot 0000021949	10 mL	SGPESTAB_00005	1 mL	4,4'-DDD	20 ug/mL
							4,4'-DDE	20 ug/mL
							4,4'-DDT	20 ug/mL
							Aldrin	20 ug/mL
							alpha-BHC	20 ug/mL
							alpha-Chlordane	20 ug/mL
							beta-BHC	20 ug/mL
							delta-BHC	20 ug/mL
							Dieldrin	20 ug/mL
							Endosulfan I	20 ug/mL
							Endosulfan II	20 ug/mL
							Endosulfan sulfate	20 ug/mL
							Endrin	20 ug/mL
							Endrin aldehyde	20 ug/mL
							Endrin ketone	20 ug/mL
							gamma-BHC (Lindane)	20 ug/mL
							gamma-Chlordane	20 ug/mL
							Heptachlor	20 ug/mL
							Heptachlor epoxide	20 ug/mL
							Methoxychlor	20 ug/mL
					SGPESTSURR_00002	1 mL	DCB Decachlorobiphenyl	20 ug/mL
							Tetrachloro-m-xylene	20 ug/mL
..SGPESTAB_00005	08/31/14	Restek, Lot A076528			(Purchased Reagent)		4,4'-DDD	200 ug/mL
							4,4'-DDE	200 ug/mL
							4,4'-DDT	200 ug/mL
							Aldrin	200 ug/mL
							alpha-BHC	200 ug/mL
							alpha-Chlordane	200 ug/mL

REAGENT TRACEABILITY SUMMARY

Lab Name: TestAmerica Canton Job No.: 240-21987-1

SDG No.:

Reagent ID	Exp Date	Prep Date	Dilutant Used	Reagent Final Volume	Parent Reagent		Analyte	Concentration
					Reagent ID	Volume Added		
							beta-BHC	200 ug/mL
							delta-BHC	200 ug/mL
							Dieldrin	200 ug/mL
							Endosulfan I	200 ug/mL
							Endosulfan II	200 ug/mL
							Endosulfan sulfate	200 ug/mL
							Endrin	200 ug/mL
							Endrin aldehyde	200 ug/mL
							Endrin ketone	200 ug/mL
							gamma-BHC (Lindane)	200 ug/mL
							gamma-Chlordane	200 ug/mL
							Heptachlor	200 ug/mL
							Heptachlor epoxide	200 ug/mL
							Methoxychlor	200 ug/mL
..SGPESTSURR_00002	04/20/19	Restek, Lot A084532			(Purchased Reagent)		DCB Decachlorobiphenyl	200 ug/mL
							Tetrachloro-m-xylene	200 ug/mL
SGPestAB3_00006	09/04/13	03/04/13	HEXANE, Lot 0000021949	200 mL	SGPESTABST_00005	250 uL	4,4'-DDD	0.025 ug/mL
							4,4'-DDE	0.025 ug/mL
							4,4'-DDT	0.025 ug/mL
							Aldrin	0.025 ug/mL
							alpha-BHC	0.025 ug/mL
							alpha-Chlordane	0.025 ug/mL
							beta-BHC	0.025 ug/mL
							delta-BHC	0.025 ug/mL
							Dieldrin	0.025 ug/mL
							Endosulfan I	0.025 ug/mL
							Endosulfan II	0.025 ug/mL
							Endosulfan sulfate	0.025 ug/mL
							Endrin	0.025 ug/mL
							Endrin aldehyde	0.025 ug/mL
							Endrin ketone	0.025 ug/mL
							gamma-BHC (Lindane)	0.025 ug/mL
							gamma-Chlordane	0.025 ug/mL
							Heptachlor	0.025 ug/mL
							Heptachlor epoxide	0.025 ug/mL
							Methoxychlor	0.025 ug/mL
							DCB Decachlorobiphenyl	0.025 ug/mL
							Tetrachloro-m-xylene	0.025 ug/mL
.SGPESTABST_00005	09/04/13	03/04/13	HEXANE, Lot 0000021949	10 mL	SGPESTAB_00005	1 mL	4,4'-DDD	20 ug/mL
							4,4'-DDE	20 ug/mL
							4,4'-DDT	20 ug/mL
							Aldrin	20 ug/mL
							alpha-BHC	20 ug/mL
							alpha-Chlordane	20 ug/mL
							beta-BHC	20 ug/mL
							delta-BHC	20 ug/mL
							Dieldrin	20 ug/mL

REAGENT TRACEABILITY SUMMARY

Lab Name: TestAmerica Canton Job No.: 240-21987-1

SDG No.:

Reagent ID	Exp Date	Prep Date	Dilutant Used	Reagent Final Volume	Parent Reagent		Analyte	Concentration
					Reagent ID	Volume Added		
							Endosulfan I	20 ug/mL
							Endosulfan II	20 ug/mL
							Endosulfan sulfate	20 ug/mL
							Endrin	20 ug/mL
							Endrin aldehyde	20 ug/mL
							Endrin ketone	20 ug/mL
							gamma-BHC (Lindane)	20 ug/mL
							gamma-Chlordane	20 ug/mL
							Heptachlor	20 ug/mL
							Heptachlor epoxide	20 ug/mL
							Methoxychlor	20 ug/mL
					SGPESTSURR_00002	1 mL	DCB Decachlorobiphenyl	20 ug/mL
							Tetrachloro-m-xylene	20 ug/mL
..SGPESTAB_00005	08/31/14		Restek, Lot A076528		(Purchased Reagent)		4,4'-DDD	200 ug/mL
							4,4'-DDE	200 ug/mL
							4,4'-DDT	200 ug/mL
							Aldrin	200 ug/mL
							alpha-BHC	200 ug/mL
							alpha-Chlordane	200 ug/mL
							beta-BHC	200 ug/mL
							delta-BHC	200 ug/mL
							Dieldrin	200 ug/mL
							Endosulfan I	200 ug/mL
							Endosulfan II	200 ug/mL
							Endosulfan sulfate	200 ug/mL
							Endrin	200 ug/mL
							Endrin aldehyde	200 ug/mL
							Endrin ketone	200 ug/mL
							gamma-BHC (Lindane)	200 ug/mL
							gamma-Chlordane	200 ug/mL
							Heptachlor	200 ug/mL
							Heptachlor epoxide	200 ug/mL
							Methoxychlor	200 ug/mL
..SGPESTSURR_00002	04/20/19		Restek, Lot A084532		(Purchased Reagent)		DCB Decachlorobiphenyl	200 ug/mL
							Tetrachloro-m-xylene	200 ug/mL
SGPestAB4_00004	09/04/13	03/04/13	HEXANE, Lot 0000021949	100 mL	SGPESTABST_00005	250 uL	4,4'-DDD	0.05 ug/mL
							4,4'-DDE	0.05 ug/mL
							4,4'-DDT	0.05 ug/mL
							Aldrin	0.05 ug/mL
							alpha-BHC	0.05 ug/mL
							alpha-Chlordane	0.05 ug/mL
							beta-BHC	0.05 ug/mL
							delta-BHC	0.05 ug/mL
							Dieldrin	0.05 ug/mL
							Endosulfan I	0.05 ug/mL
							Endosulfan II	0.05 ug/mL
							Endosulfan sulfate	0.05 ug/mL

REAGENT TRACEABILITY SUMMARY

Lab Name: TestAmerica Canton Job No.: 240-21987-1

SDG No.:

Reagent ID	Exp Date	Prep Date	Dilutant Used	Reagent Final Volume	Parent Reagent		Analyte	Concentration
					Reagent ID	Volume Added		
							Endrin	0.05 ug/mL
							Endrin aldehyde	0.05 ug/mL
							Endrin ketone	0.05 ug/mL
							gamma-BHC (Lindane)	0.05 ug/mL
							gamma-Chlordane	0.05 ug/mL
							Heptachlor	0.05 ug/mL
							Heptachlor epoxide	0.05 ug/mL
							Methoxychlor	0.05 ug/mL
							DCB Decachlorobiphenyl	0.05 ug/mL
							Tetrachloro-m-xylene	0.05 ug/mL
.SGPESTABST_00005	09/04/13	03/04/13	HEXANE, Lot 0000021949	10 mL	SGPESTAB_00005	1 mL	4,4'-DDD	20 ug/mL
							4,4'-DDE	20 ug/mL
							4,4'-DDT	20 ug/mL
							Aldrin	20 ug/mL
							alpha-BHC	20 ug/mL
							alpha-Chlordane	20 ug/mL
							beta-BHC	20 ug/mL
							delta-BHC	20 ug/mL
							Dieldrin	20 ug/mL
							Endosulfan I	20 ug/mL
							Endosulfan II	20 ug/mL
							Endosulfan sulfate	20 ug/mL
							Endrin	20 ug/mL
							Endrin aldehyde	20 ug/mL
							Endrin ketone	20 ug/mL
							gamma-BHC (Lindane)	20 ug/mL
							gamma-Chlordane	20 ug/mL
							Heptachlor	20 ug/mL
							Heptachlor epoxide	20 ug/mL
							Methoxychlor	20 ug/mL
					SGPESTSURR_00002	1 mL	DCB Decachlorobiphenyl	20 ug/mL
							Tetrachloro-m-xylene	20 ug/mL
..SGPESTAB_00005	08/31/14	Restek, Lot A076528			(Purchased Reagent)		4,4'-DDD	200 ug/mL
							4,4'-DDE	200 ug/mL
							4,4'-DDT	200 ug/mL
							Aldrin	200 ug/mL
							alpha-BHC	200 ug/mL
							alpha-Chlordane	200 ug/mL
							beta-BHC	200 ug/mL
							delta-BHC	200 ug/mL
							Dieldrin	200 ug/mL
							Endosulfan I	200 ug/mL
							Endosulfan II	200 ug/mL
							Endosulfan sulfate	200 ug/mL
							Endrin	200 ug/mL
							Endrin aldehyde	200 ug/mL
							Endrin ketone	200 ug/mL
							gamma-BHC (Lindane)	200 ug/mL

REAGENT TRACEABILITY SUMMARY

Lab Name: TestAmerica Canton Job No.: 240-21987-1

SDG No.:

Reagent ID	Exp Date	Prep Date	Dilutant Used	Reagent Final Volume	Parent Reagent		Analyte	Concentration
					Reagent ID	Volume Added		
							gamma-Chlordane	200 ug/mL
							Heptachlor	200 ug/mL
							Heptachlor epoxide	200 ug/mL
							Methoxychlor	200 ug/mL
..SGPESTSURR_00002	04/20/19	Restek, Lot A084532			(Purchased Reagent)		DCB Decachlorobiphenyl	200 ug/mL
							Tetrachloro-m-xylene	200 ug/mL
SGPestAB5_00004	09/04/13	03/04/13	HEXANE, Lot 0000021949	100 mL	SGPESTABST_00005	500 uL	4,4'-DDD	0.1 ug/mL
							4,4'-DDE	0.1 ug/mL
							4,4'-DDT	0.1 ug/mL
							Aldrin	0.1 ug/mL
							alpha-BHC	0.1 ug/mL
							alpha-Chlordane	0.1 ug/mL
							beta-BHC	0.1 ug/mL
							delta-BHC	0.1 ug/mL
							Dieldrin	0.1 ug/mL
							Endosulfan I	0.1 ug/mL
							Endosulfan II	0.1 ug/mL
							Endosulfan sulfate	0.1 ug/mL
							Endrin	0.1 ug/mL
							Endrin aldehyde	0.1 ug/mL
							Endrin ketone	0.1 ug/mL
							gamma-BHC (Lindane)	0.1 ug/mL
							gamma-Chlordane	0.1 ug/mL
							Heptachlor	0.1 ug/mL
							Heptachlor epoxide	0.1 ug/mL
							Methoxychlor	0.1 ug/mL
							DCB Decachlorobiphenyl	0.1 ug/mL
							Tetrachloro-m-xylene	0.1 ug/mL
.SGPESTABST_00005	09/04/13	03/04/13	HEXANE, Lot 0000021949	10 mL	SGPESTAB_00005	1 mL	4,4'-DDD	20 ug/mL
							4,4'-DDE	20 ug/mL
							4,4'-DDT	20 ug/mL
							Aldrin	20 ug/mL
							alpha-BHC	20 ug/mL
							alpha-Chlordane	20 ug/mL
							beta-BHC	20 ug/mL
							delta-BHC	20 ug/mL
							Dieldrin	20 ug/mL
							Endosulfan I	20 ug/mL
							Endosulfan II	20 ug/mL
							Endosulfan sulfate	20 ug/mL
							Endrin	20 ug/mL
							Endrin aldehyde	20 ug/mL
							Endrin ketone	20 ug/mL
							gamma-BHC (Lindane)	20 ug/mL
							gamma-Chlordane	20 ug/mL
							Heptachlor	20 ug/mL
							Heptachlor epoxide	20 ug/mL

REAGENT TRACEABILITY SUMMARY

Lab Name: TestAmerica Canton Job No.: 240-21987-1

SDG No.:

Reagent ID	Exp Date	Prep Date	Dilutant Used	Reagent Final Volume	Parent Reagent		Analyte	Concentration
					Reagent ID	Volume Added		
							Methoxychlor	20 ug/mL
					SGPESTSURR_00002	1 mL	DCB Decachlorobiphenyl	20 ug/mL
							Tetrachloro-m-xylene	20 ug/mL
..SGPESTAB_00005	08/31/14	Restek, Lot A076528			(Purchased Reagent)		4,4'-DDD	200 ug/mL
							4,4'-DDE	200 ug/mL
							4,4'-DDT	200 ug/mL
							Aldrin	200 ug/mL
							alpha-BHC	200 ug/mL
							alpha-Chlordane	200 ug/mL
							beta-BHC	200 ug/mL
							delta-BHC	200 ug/mL
							Dieldrin	200 ug/mL
							Endosulfan I	200 ug/mL
							Endosulfan II	200 ug/mL
							Endosulfan sulfate	200 ug/mL
							Endrin	200 ug/mL
							Endrin aldehyde	200 ug/mL
							Endrin ketone	200 ug/mL
							gamma-BHC (Lindane)	200 ug/mL
							gamma-Chlordane	200 ug/mL
							Heptachlor	200 ug/mL
							Heptachlor epoxide	200 ug/mL
							Methoxychlor	200 ug/mL
..SGPESTSURR_00002	04/20/19	Restek, Lot A084532			(Purchased Reagent)		DCB Decachlorobiphenyl	200 ug/mL
							Tetrachloro-m-xylene	200 ug/mL
SGPestAB6_00004	09/04/13	03/04/13	HEXANE, Lot 0000021949	100 mL	SGPESTABST_00005	1 mL	4,4'-DDD	0.2 ug/mL
							4,4'-DDE	0.2 ug/mL
							4,4'-DDT	0.2 ug/mL
							Aldrin	0.2 ug/mL
							alpha-BHC	0.2 ug/mL
							alpha-Chlordane	0.2 ug/mL
							beta-BHC	0.2 ug/mL
							delta-BHC	0.2 ug/mL
							Dieldrin	0.2 ug/mL
							Endosulfan I	0.2 ug/mL
							Endosulfan II	0.2 ug/mL
							Endosulfan sulfate	0.2 ug/mL
							Endrin	0.2 ug/mL
							Endrin aldehyde	0.2 ug/mL
							Endrin ketone	0.2 ug/mL
							gamma-BHC (Lindane)	0.2 ug/mL
							gamma-Chlordane	0.2 ug/mL
							Heptachlor	0.2 ug/mL
							Heptachlor epoxide	0.2 ug/mL
							Methoxychlor	0.2 ug/mL
							DCB Decachlorobiphenyl	0.2 ug/mL
							Tetrachloro-m-xylene	0.2 ug/mL

REAGENT TRACEABILITY SUMMARY

Lab Name: TestAmerica Canton Job No.: 240-21987-1

SDG No.:

Reagent ID	Exp Date	Prep Date	Dilutant Used	Reagent Final Volume	Parent Reagent		Analyte	Concentration
					Reagent ID	Volume Added		
.SGPESTABST_00005	09/04/13	03/04/13	HEXANE, Lot 0000021949	10 mL	SGPESTAB_00005	1 mL	4,4'-DDD	20 ug/mL
							4,4'-DDE	20 ug/mL
							4,4'-DDT	20 ug/mL
							Aldrin	20 ug/mL
							alpha-BHC	20 ug/mL
							alpha-Chlordane	20 ug/mL
							beta-BHC	20 ug/mL
							delta-BHC	20 ug/mL
							Dieldrin	20 ug/mL
							Endosulfan I	20 ug/mL
							Endosulfan II	20 ug/mL
							Endosulfan sulfate	20 ug/mL
							Endrin	20 ug/mL
							Endrin aldehyde	20 ug/mL
							Endrin ketone	20 ug/mL
							gamma-BHC (Lindane)	20 ug/mL
							gamma-Chlordane	20 ug/mL
							Heptachlor	20 ug/mL
							Heptachlor epoxide	20 ug/mL
							Methoxychlor	20 ug/mL
					SGPESTSURR_00002	1 mL	DCB Decachlorobiphenyl	20 ug/mL
							Tetrachloro-m-xylene	20 ug/mL
..SGPESTAB_00005	08/31/14		Restek, Lot A076528		(Purchased Reagent)		4,4'-DDD	200 ug/mL
							4,4'-DDE	200 ug/mL
							4,4'-DDT	200 ug/mL
							Aldrin	200 ug/mL
							alpha-BHC	200 ug/mL
							alpha-Chlordane	200 ug/mL
							beta-BHC	200 ug/mL
							delta-BHC	200 ug/mL
							Dieldrin	200 ug/mL
							Endosulfan I	200 ug/mL
							Endosulfan II	200 ug/mL
							Endosulfan sulfate	200 ug/mL
							Endrin	200 ug/mL
							Endrin aldehyde	200 ug/mL
							Endrin ketone	200 ug/mL
							gamma-BHC (Lindane)	200 ug/mL
							gamma-Chlordane	200 ug/mL
							Heptachlor	200 ug/mL
							Heptachlor epoxide	200 ug/mL
							Methoxychlor	200 ug/mL
..SGPESTSURR_00002	04/20/19		Restek, Lot A084532		(Purchased Reagent)		DCB Decachlorobiphenyl	200 ug/mL
							Tetrachloro-m-xylene	200 ug/mL
SGPESTABCV_00011	07/25/13	01/25/13	HEXANE, Lot 0000017861	100 mL	SGPESTABIC_00005	250 uL	4,4'-DDD	0.025 ug/mL
							4,4'-DDE	0.025 ug/mL
							4,4'-DDT	0.025 ug/mL

REAGENT TRACEABILITY SUMMARY

Lab Name: TestAmerica Canton Job No.: 240-21987-1

SDG No.:

Reagent ID	Exp Date	Prep Date	Dilutant Used	Reagent Final Volume	Parent Reagent		Analyte	Concentration
					Reagent ID	Volume Added		
							Aldrin	0.025 ug/mL
							alpha-BHC	0.025 ug/mL
							alpha-Chlordane	0.025 ug/mL
							beta-BHC	0.025 ug/mL
							delta-BHC	0.025 ug/mL
							Dieldrin	0.025 ug/mL
							Endosulfan I	0.025 ug/mL
							Endosulfan II	0.025 ug/mL
							Endosulfan sulfate	0.025 ug/mL
							Endrin	0.025 ug/mL
							Endrin aldehyde	0.025 ug/mL
							Endrin ketone	0.025 ug/mL
							gamma-BHC (Lindane)	0.025 ug/mL
							gamma-Chlordane	0.025 ug/mL
							Heptachlor	0.025 ug/mL
							Heptachlor epoxide	0.025 ug/mL
							Methoxychlor	0.025 ug/mL
.SGPESTABIC_00005	01/25/14	01/25/13	HEXANE, Lot 0000017861	100 mL	SGPESTABIV_00008	1 mL	4,4'-DDD	10 ug/mL
							4,4'-DDE	10 ug/mL
							4,4'-DDT	10 ug/mL
							Aldrin	10 ug/mL
							alpha-BHC	10 ug/mL
							alpha-Chlordane	10 ug/mL
							beta-BHC	10 ug/mL
							delta-BHC	10 ug/mL
							Dieldrin	10 ug/mL
							Endosulfan I	10 ug/mL
							Endosulfan II	10 ug/mL
							Endosulfan sulfate	10 ug/mL
							Endrin	10 ug/mL
							Endrin aldehyde	10 ug/mL
							Endrin ketone	10 ug/mL
							gamma-BHC (Lindane)	10 ug/mL
							gamma-Chlordane	10 ug/mL
							Heptachlor	10 ug/mL
							Heptachlor epoxide	10 ug/mL
							Methoxychlor	10 ug/mL
..SGPESTABIV_00008	11/30/14	Ultra Scientific, Lot CJ-3745			(Purchased Reagent)		4,4'-DDD	1000 ug/mL
							4,4'-DDE	1000 ug/mL
							4,4'-DDT	1000 ug/mL
							Aldrin	1000 ug/mL
							alpha-BHC	1000 ug/mL
							alpha-Chlordane	1000 ug/mL
							beta-BHC	1000 ug/mL
							delta-BHC	1000 ug/mL
							Dieldrin	1000 ug/mL
							Endosulfan I	1000 ug/mL
							Endosulfan II	1000 ug/mL

REAGENT TRACEABILITY SUMMARY

Lab Name: TestAmerica Canton Job No.: 240-21987-1

SDG No.:

Reagent ID	Exp Date	Prep Date	Dilutant Used	Reagent Final Volume	Parent Reagent		Analyte	Concentration
					Reagent ID	Volume Added		
							Endosulfan sulfate	1000 ug/mL
							Endrin	1000 ug/mL
							Endrin aldehyde	1000 ug/mL
							Endrin ketone	1000 ug/mL
							gamma-BHC (Lindane)	1000 ug/mL
							gamma-Chlordane	1000 ug/mL
							Heptachlor	1000 ug/mL
							Heptachlor epoxide	1000 ug/mL
							Methoxychlor	1000 ug/mL
SGPESTPEMS_00008	12/31/15		Restek, Lot A085642		(Purchased Reagent)		4,4'-DDT	10 ug/mL
							alpha-BHC	1 ug/mL
							beta-BHC	1 ug/mL
							Endrin	5 ug/mL
							gamma-BHC (Lindane)	1 ug/mL
							Methoxychlor	25 ug/mL
							Tetrachloro-m-xylene	1 ug/mL
SGPESTTOXI_00006	01/24/14	01/24/13	HEXANE, Lot 0000017861	100 mL	SGPESTTOX_00014	1 mL	Toxaphene	10 ug/mL
							Toxaphene Peak 1	10 ug/mL
							Toxaphene Peak 2	10 ug/mL
							Toxaphene Peak 3	10 ug/mL
							Toxaphene Peak 4	10 ug/mL
							Toxaphene Peak 5	10 ug/mL
.SGPESTTOX_00014	12/31/15		SUPELCO, Lot LB96954		(Purchased Reagent)		Toxaphene	1000 ug/mL
							Toxaphene Peak 1	1000 ug/mL
							Toxaphene Peak 2	1000 ug/mL
							Toxaphene Peak 3	1000 ug/mL
							Toxaphene Peak 4	1000 ug/mL
							Toxaphene Peak 5	1000 ug/mL
SGPESTTOXS_00010	07/27/13	03/05/13	HEXANE, Lot 0000021949	100 mL	SGPESTTOX_00010	1 mL	Toxaphene	10 ug/mL
							Toxaphene Peak 1	10 ug/mL
							Toxaphene Peak 2	10 ug/mL
							Toxaphene Peak 3	10 ug/mL
							Toxaphene Peak 4	10 ug/mL
							Toxaphene Peak 5	10 ug/mL
.SGPESTTOX_00010	07/31/13		Restek, Lot A067190		(Purchased Reagent)		Toxaphene	1000 ug/mL
							Toxaphene Peak 1	1000 ug/mL
							Toxaphene Peak 2	1000 ug/mL
							Toxaphene Peak 3	1000 ug/mL
							Toxaphene Peak 4	1000 ug/mL
							Toxaphene Peak 5	1000 ug/mL
SMDoDSS Ind W_00001	08/31/13	02/16/12	MECL2, Lot K48E14	10 mL	SMDoDSSInd ST_00001	1 mL	1,2,4-Trichlorobenzene	10 ug/mL
							1,2-Dichlorobenzene	10 ug/mL
							1,3-Dichlorobenzene	10 ug/mL
							1,4-Dichlorobenzene	10 ug/mL
							2,4,5-Trichlorophenol	10 ug/mL
							2,4,6-Trichlorophenol	10 ug/mL

REAGENT TRACEABILITY SUMMARY

Lab Name: TestAmerica Canton Job No.: 240-21987-1

SDG No.:

Reagent ID	Exp Date	Prep Date	Dilutant Used	Reagent Final Volume	Parent Reagent		Analyte	Concentration
					Reagent ID	Volume Added		
							2,4-Dichlorophenol	10 ug/mL
							2,4-Dimethylphenol	10 ug/mL
							2,4-Dinitrophenol	20 ug/mL
							2,4-Dinitrotoluene	10 ug/mL
							2,6-Dinitrotoluene	10 ug/mL
							2-Chloronaphthalene	10 ug/mL
							2-Chlorophenol	10 ug/mL
							2-Methylnaphthalene	10 ug/mL
							2-Methylphenol	10 ug/mL
							2-Nitroaniline	10 ug/mL
							2-Nitrophenol	10 ug/mL
							3 & 4 Methylphenol	10 ug/mL
							3,3'-Dichlorobenzidine	10 ug/mL
							3-Nitroaniline	10 ug/mL
							4,6-Dinitro-2-methylphenol	10 ug/mL
							4-Bromophenyl phenyl ether	10 ug/mL
							4-Chloro-3-methylphenol	10 ug/mL
							4-Chloroaniline	10 ug/mL
							4-Chlorophenyl phenyl ether	10 ug/mL
							4-Nitroaniline	10 ug/mL
							4-Nitrophenol	10 ug/mL
							Acenaphthene	10 ug/mL
							Acenaphthylene	10 ug/mL
							Anthracene	10 ug/mL
							Benzo[a]anthracene	10 ug/mL
							Benzo[a]pyrene	10 ug/mL
							Benzo[b]fluoranthene	10 ug/mL
							Benzo[g,h,i]perylene	10 ug/mL
							Benzo[k]fluoranthene	10 ug/mL
							Benzoic acid	20 ug/mL
							Benzyl alcohol	10 ug/mL
							bis (2-chloroisopropyl) ether	10 ug/mL
							Bis(2-chloroethoxy)methane	10 ug/mL
							Bis(2-chloroethyl)ether	10 ug/mL
							Bis(2-ethylhexyl) phthalate	10 ug/mL
							Butyl benzyl phthalate	10 ug/mL
							Carbazole	10 ug/mL
							Chrysene	10 ug/mL
							Di-n-butyl phthalate	10 ug/mL
							Di-n-octyl phthalate	10 ug/mL
							Dibenz(a,h)anthracene	10 ug/mL
							Dibenzofuran	10 ug/mL
							Diethyl phthalate	10 ug/mL
							Dimethyl phthalate	10 ug/mL
							Fluoranthene	10 ug/mL
							Fluorene	10 ug/mL
							Hexachlorobenzene	10 ug/mL
							Hexachlorobutadiene	10 ug/mL

REAGENT TRACEABILITY SUMMARY

Lab Name: TestAmerica Canton Job No.: 240-21987-1

SDG No.:

Reagent ID	Exp Date	Prep Date	Dilutant Used	Reagent Final Volume	Parent Reagent		Analyte	Concentration
					Reagent ID	Volume Added		
							Hexachlorocyclopentadiene	10 ug/mL
							Hexachloroethane	10 ug/mL
							Indeno[1,2,3-cd]pyrene	10 ug/mL
							Isophorone	10 ug/mL
							N-Nitrosodi-n-propylamine	10 ug/mL
							N-Nitrosodiphenylamine	10 ug/mL
							Naphthalene	10 ug/mL
							Nitrobenzene	10 ug/mL
							Pentachlorophenol	20 ug/mL
							Phenanthrene	10 ug/mL
							Phenol	10 ug/mL
							Pyrene	10 ug/mL
.SMDoDSSInd ST_00001	08/31/13	02/16/12	MECL2, Lot K48E14	10 mL	SMDoD IND SS_00001	1 mL	1,2,4-Trichlorobenzene	100 ug/mL
							1,2-Dichlorobenzene	100 ug/mL
							1,3-Dichlorobenzene	100 ug/mL
							1,4-Dichlorobenzene	100 ug/mL
							2,4,5-Trichlorophenol	100 ug/mL
							2,4,6-Trichlorophenol	100 ug/mL
							2,4-Dichlorophenol	100 ug/mL
							2,4-Dimethylphenol	100 ug/mL
							2,4-Dinitrophenol	200 ug/mL
							2,4-Dinitrotoluene	100 ug/mL
							2,6-Dinitrotoluene	100 ug/mL
							2-Chloronaphthalene	100 ug/mL
							2-Chlorophenol	100 ug/mL
							2-Methylnaphthalene	100 ug/mL
							2-Methylphenol	100 ug/mL
							2-Nitroaniline	100 ug/mL
							2-Nitrophenol	100 ug/mL
							3 & 4 Methylphenol	100 ug/mL
							3,3'-Dichlorobenzidine	100 ug/mL
							3-Nitroaniline	100 ug/mL
							4,6-Dinitro-2-methylphenol	100 ug/mL
							4-Bromophenyl phenyl ether	100 ug/mL
							4-Chloro-3-methylphenol	100 ug/mL
							4-Chloroaniline	100 ug/mL
							4-Chlorophenyl phenyl ether	100 ug/mL
							4-Nitroaniline	100 ug/mL
							4-Nitrophenol	100 ug/mL
							Acenaphthene	100 ug/mL
							Acenaphthylene	100 ug/mL
							Anthracene	100 ug/mL
							Benzo[a]anthracene	100 ug/mL
							Benzo[a]pyrene	100 ug/mL
							Benzo[b]fluoranthene	100 ug/mL
							Benzo[g,h,i]perylene	100 ug/mL
							Benzo[k]fluoranthene	100 ug/mL
							Benzoic acid	200 ug/mL

REAGENT TRACEABILITY SUMMARY

Lab Name: TestAmerica Canton Job No.: 240-21987-1

SDG No.:

Reagent ID	Exp Date	Prep Date	Dilutant Used	Reagent Final Volume	Parent Reagent		Analyte	Concentration
					Reagent ID	Volume Added		
							Benzyl alcohol	100 ug/mL
							bis (2-chloroisopropyl) ether	100 ug/mL
							Bis(2-chloroethoxy)methane	100 ug/mL
							Bis(2-chloroethyl)ether	100 ug/mL
							Bis(2-ethylhexyl) phthalate	100 ug/mL
							Butyl benzyl phthalate	100 ug/mL
							Carbazole	100 ug/mL
							Chrysene	100 ug/mL
							Di-n-butyl phthalate	100 ug/mL
							Di-n-octyl phthalate	100 ug/mL
							Dibenz(a,h)anthracene	100 ug/mL
							Dibenzofuran	100 ug/mL
							Diethyl phthalate	100 ug/mL
							Dimethyl phthalate	100 ug/mL
							Fluoranthene	100 ug/mL
							Fluorene	100 ug/mL
							Hexachlorobenzene	100 ug/mL
							Hexachlorobutadiene	100 ug/mL
							Hexachlorocyclopentadiene	100 ug/mL
							Hexachloroethane	100 ug/mL
							Indeno[1,2,3-cd]pyrene	100 ug/mL
							Isophorone	100 ug/mL
							N-Nitrosodi-n-propylamine	100 ug/mL
							N-Nitrosodiphenylamine	100 ug/mL
							Naphthalene	100 ug/mL
							Nitrobenzene	100 ug/mL
							Pentachlorophenol	200 ug/mL
							Phenanthrene	100 ug/mL
							Phenol	100 ug/mL
							Pyrene	100 ug/mL
..SMDoD IND SS_00001	08/31/13		Sigma-Aldrich, Lot LB90764		(Purchased Reagent)		1,2,4-Trichlorobenzene	1000 ug/mL
							1,2-Dichlorobenzene	1000 ug/mL
							1,3-Dichlorobenzene	1000 ug/mL
							1,4-Dichlorobenzene	1000 ug/mL
							2,4,5-Trichlorophenol	1000 ug/mL
							2,4,6-Trichlorophenol	1000 ug/mL
							2,4-Dichlorophenol	1000 ug/mL
							2,4-Dimethylphenol	1000 ug/mL
							2,4-Dinitrophenol	2000 ug/mL
							2,4-Dinitrotoluene	1000 ug/mL
							2,6-Dinitrotoluene	1000 ug/mL
							2-Chloronaphthalene	1000 ug/mL
							2-Chlorophenol	1000 ug/mL
							2-Methylnaphthalene	1000 ug/mL
							2-Methylphenol	1000 ug/mL
							2-Nitroaniline	1000 ug/mL
							2-Nitrophenol	1000 ug/mL
							3 & 4 Methylphenol	1000 ug/mL

REAGENT TRACEABILITY SUMMARY

Lab Name: TestAmerica Canton Job No.: 240-21987-1

SDG No.:

Reagent ID	Exp Date	Prep Date	Dilutant Used	Reagent Final Volume	Parent Reagent		Analyte	Concentration
					Reagent ID	Volume Added		
							3,3'-Dichlorobenzidine	1000 ug/mL
							3-Nitroaniline	1000 ug/mL
							4,6-Dinitro-2-methylphenol	1000 ug/mL
							4-Bromophenyl phenyl ether	1000 ug/mL
							4-Chloro-3-methylphenol	1000 ug/mL
							4-Chloroaniline	1000 ug/mL
							4-Chlorophenyl phenyl ether	1000 ug/mL
							4-Nitroaniline	1000 ug/mL
							4-Nitrophenol	1000 ug/mL
							Acenaphthene	1000 ug/mL
							Acenaphthylene	1000 ug/mL
							Anthracene	1000 ug/mL
							Benzo[a]anthracene	1000 ug/mL
							Benzo[a]pyrene	1000 ug/mL
							Benzo[b]fluoranthene	1000 ug/mL
							Benzo[g,h,i]perylene	1000 ug/mL
							Benzo[k]fluoranthene	1000 ug/mL
							Benzoic acid	2000 ug/mL
							Benzyl alcohol	1000 ug/mL
							bis (2-chloroisopropyl) ether	1000 ug/mL
							Bis(2-chloroethoxy)methane	1000 ug/mL
							Bis(2-chloroethyl)ether	1000 ug/mL
							Bis(2-ethylhexyl) phthalate	1000 ug/mL
							Butyl benzyl phthalate	1000 ug/mL
							Carbazole	1000 ug/mL
							Chrysene	1000 ug/mL
							Di-n-butyl phthalate	1000 ug/mL
							Di-n-octyl phthalate	1000 ug/mL
							Dibenz(a,h)anthracene	1000 ug/mL
							Dibenzofuran	1000 ug/mL
							Diethyl phthalate	1000 ug/mL
							Dimethyl phthalate	1000 ug/mL
							Fluoranthene	1000 ug/mL
							Fluorene	1000 ug/mL
							Hexachlorobenzene	1000 ug/mL
							Hexachlorobutadiene	1000 ug/mL
							Hexachlorocyclopentadiene	1000 ug/mL
							Hexachloroethane	1000 ug/mL
							Indeno[1,2,3-cd]pyrene	1000 ug/mL
							Isophorone	1000 ug/mL
							N-Nitrosodi-n-propylamine	1000 ug/mL
							N-Nitrosodiphenylamine	1000 ug/mL
							Naphthalene	1000 ug/mL
							Nitrobenzene	1000 ug/mL
							Pentachlorophenol	2000 ug/mL
							Phenanthrene	1000 ug/mL
							Phenol	1000 ug/mL
							Pyrene	1000 ug/mL

REAGENT TRACEABILITY SUMMARY

Lab Name: TestAmerica Canton Job No.: 240-21987-1

SDG No.:

Reagent ID	Exp Date	Prep Date	Dilutant Used	Reagent Final Volume	Parent Reagent		Analyte	Concentration
					Reagent ID	Volume Added		
SMTCL L1 W_00007	04/30/13	09/10/12	MECL2, Lot 0000001289	2 mL	SMIS80PPMW_00006	100 uL	1,4-Dichlorobenzene-d4	4 ug/mL
							Acenaphthene-d10	4 ug/mL
							Chrysene-d12	4 ug/mL
							Naphthalene-d8	4 ug/mL
							Perylene-d12	4 ug/mL
							Phenanthrene-d10	4 ug/mL
					SMTCL DPH ST_00003	2 uL	1,1'-Biphenyl	0.1 ug/mL
							1-Methylnaphthalene	0.1 ug/mL
							2-Methylnaphthalene	0.1 ug/mL
							Acenaphthene	0.1 ug/mL
							Acenaphthylene	0.1 ug/mL
							Anthracene	0.1 ug/mL
							Benzo[a]anthracene	0.1 ug/mL
							Benzo[a]pyrene	0.1 ug/mL
							Benzo[b]fluoranthene	0.1 ug/mL
							Benzo[g,h,i]perylene	0.1 ug/mL
							Benzo[k]fluoranthene	0.1 ug/mL
							Chrysene	0.1 ug/mL
							Dibenz(a,h)anthracene	0.1 ug/mL
							Dibenzofuran	0.1 ug/mL
							Fluoranthene	0.1 ug/mL
							Fluorene	0.1 ug/mL
							Indeno[1,2,3-cd]pyrene	0.1 ug/mL
							Naphthalene	0.1 ug/mL
							Phenanthrene	0.1 ug/mL
							Pyrene	0.1 ug/mL
							2-Chloronaphthalene	0.1 ug/mL
							2-Fluorobiphenyl (Surr)	0.1 ug/mL
							Benzaldehyde	0.1 ug/mL
							Hexachlorobenzene	0.1 ug/mL
							Nitrobenzene-d5 (Surr)	0.1 ug/mL
							Terphenyl-d14 (Surr)	0.1 ug/mL
.SMIS80PPMW_00006	09/11/13	09/10/12	MECL2, Lot 0000001289	50 mL	SMIS_00004	1 mL	1,4-Dichlorobenzene-d4	80 ug/mL
							Acenaphthene-d10	80 ug/mL
							Chrysene-d12	80 ug/mL
							Naphthalene-d8	80 ug/mL
							Perylene-d12	80 ug/mL
							Phenanthrene-d10	80 ug/mL
..SMIS_00004	06/30/14	UltraScientific, Lot CH-1761			(Purchased Reagent)		1,4-Dichlorobenzene-d4	4000 ug/mL
							Acenaphthene-d10	4000 ug/mL
							Chrysene-d12	4000 ug/mL
							Naphthalene-d8	4000 ug/mL
							Perylene-d12	4000 ug/mL
							Phenanthrene-d10	4000 ug/mL
.SMTCL DPH ST_00003	04/30/13	09/10/12	MECL2, Lot 0000001289	8 mL	SM8270TCL3DPH_00002	2 mL	1,1'-Biphenyl	100 ug/mL
							1-Methylnaphthalene	100 ug/mL
							2-Methylnaphthalene	100 ug/mL
							Acenaphthene	100 ug/mL

REAGENT TRACEABILITY SUMMARY

Lab Name: TestAmerica Canton Job No.: 240-21987-1

SDG No.:

Reagent ID	Exp Date	Prep Date	Dilutant Used	Reagent Final Volume	Parent Reagent		Analyte	Concentration
					Reagent ID	Volume Added		
							Acenaphthylene	100 ug/mL
							Anthracene	100 ug/mL
							Benzo[a]anthracene	100 ug/mL
							Benzo[a]pyrene	100 ug/mL
							Benzo[b]fluoranthene	100 ug/mL
							Benzo[g,h,i]perylene	100 ug/mL
							Benzo[k]fluoranthene	100 ug/mL
							Chrysene	100 ug/mL
							Dibenz(a,h)anthracene	100 ug/mL
							Dibenzofuran	100 ug/mL
							Fluoranthene	100 ug/mL
							Fluorene	100 ug/mL
							Indeno[1,2,3-cd]pyrene	100 ug/mL
							Naphthalene	100 ug/mL
							Phenanthrene	100 ug/mL
							Pyrene	100 ug/mL
					SM8270TCL4_00004	2 mL	2-Chloronaphthalene	100 ug/mL
							2-Fluorobiphenyl (Surr)	100 ug/mL
							Benzaldehyde	100 ug/mL
							Hexachlorobenzene	100 ug/mL
							Nitrobenzene-d5 (Surr)	100 ug/mL
							Terphenyl-d14 (Surr)	100 ug/mL
..SM8270TCL3DPH_00002	12/31/14	Restek, Lot A083779			(Purchased Reagent)		1,1'-Biphenyl	400 ug/mL
							1-Methylnaphthalene	400 ug/mL
							2-Methylnaphthalene	400 ug/mL
							Acenaphthene	400 ug/mL
							Acenaphthylene	400 ug/mL
							Anthracene	400 ug/mL
							Benzo[a]anthracene	400 ug/mL
							Benzo[a]pyrene	400 ug/mL
							Benzo[b]fluoranthene	400 ug/mL
							Benzo[g,h,i]perylene	400 ug/mL
							Benzo[k]fluoranthene	400 ug/mL
							Chrysene	400 ug/mL
							Dibenz(a,h)anthracene	400 ug/mL
							Dibenzofuran	400 ug/mL
							Fluoranthene	400 ug/mL
							Fluorene	400 ug/mL
							Indeno[1,2,3-cd]pyrene	400 ug/mL
							Naphthalene	400 ug/mL
							Phenanthrene	400 ug/mL
							Pyrene	400 ug/mL
..SM8270TCL4_00004	05/31/14	Restek, Lot A081933			(Purchased Reagent)		2-Chloronaphthalene	400 ug/mL
							2-Fluorobiphenyl (Surr)	400 ug/mL
							Benzaldehyde	400 ug/mL
							Hexachlorobenzene	400 ug/mL
							Nitrobenzene-d5 (Surr)	400 ug/mL
							Terphenyl-d14 (Surr)	400 ug/mL

REAGENT TRACEABILITY SUMMARY

Lab Name: TestAmerica Canton Job No.: 240-21987-1

SDG No.:

Reagent ID	Exp Date	Prep Date	Dilutant Used	Reagent Final Volume	Parent Reagent		Analyte	Concentration
					Reagent ID	Volume Added		
SMTCL L2 W_00007	04/30/13	09/10/12	MECL2, Lot 0000001289	2 mL	SMIS80PPMW_00006	100 uL	1,4-Dichlorobenzene-d4	4 ug/mL
							Acenaphthene-d10	4 ug/mL
							Chrysene-d12	4 ug/mL
							Naphthalene-d8	4 ug/mL
							Perylene-d12	4 ug/mL
							Phenanthrene-d10	4 ug/mL
					SMSUP ST_00003	10 uL	2,4-Dinitrophenol	1 ug/mL
							Benzoic acid	1 ug/mL
							Pentachlorophenol	1 ug/mL
					SMTCL DPH ST_00003	10 uL	1,4-Dichlorobenzene	0.5 ug/mL
							1,4-Dioxane	0.5 ug/mL
							2,3,5,6-Tetrachlorophenol	0.5 ug/mL
							2,4,5-Trichlorophenol	0.5 ug/mL
							2,4,6-Tribromophenol (Surr)	0.5 ug/mL
							2,4,6-Trichlorophenol	0.5 ug/mL
							2,4-Dichlorophenol	0.5 ug/mL
							2,4-Dimethylphenol	0.5 ug/mL
							2,4-Dinitrophenol	1 ug/mL
							2-Chlorophenol	0.5 ug/mL
							2-Fluorophenol (Surr)	0.5 ug/mL
							2-Methylphenol	0.5 ug/mL
							2-Nitrophenol	0.5 ug/mL
							3 & 4 Methylphenol	0.5 ug/mL
							4,6-Dinitro-2-methylphenol	0.5 ug/mL
							4-Chloro-3-methylphenol	0.5 ug/mL
							4-Nitrophenol	0.5 ug/mL
							Benzoic acid	1 ug/mL
							Benzyl alcohol	0.5 ug/mL
							Pentachlorophenol	1 ug/mL
							Phenol	0.5 ug/mL
							Phenol-d5 (Surr)	0.5 ug/mL
							2,4-Toluene diamine	0.5 ug/mL
							2-Nitroaniline	0.5 ug/mL
							3,3'-Dichlorobenzidine	0.5 ug/mL
							3,3'-Dimethoxybenzidine	0.5 ug/mL
							3-Nitroaniline	0.5 ug/mL
							4,4'-Methylene bis(2-chloroaniline)	0.5 ug/mL
							4-Chloroaniline	0.5 ug/mL
							4-Nitroaniline	0.5 ug/mL
							Aniline	0.5 ug/mL
							Atrazine	0.5 ug/mL
							Benzidine	0.5 ug/mL
							N-Nitrosodi-n-propylamine	0.5 ug/mL
							N-Nitrosodimethylamine	0.5 ug/mL
							N-Nitrosodiphenylamine	0.5 ug/mL
							Pyridine	0.5 ug/mL
							1,1'-Biphenyl	0.5 ug/mL

REAGENT TRACEABILITY SUMMARY

Lab Name: TestAmerica Canton Job No.: 240-21987-1

SDG No.:

Reagent ID	Exp Date	Prep Date	Dilutant Used	Reagent Final Volume	Parent Reagent		Analyte	Concentration
					Reagent ID	Volume Added		
							1,2-Diphenylhydrazine	0.5 ug/mL
							1-Methylnaphthalene	0.5 ug/mL
							2-Methylnaphthalene	0.5 ug/mL
							Acenaphthene	0.5 ug/mL
							Acenaphthylene	0.5 ug/mL
							Acetophenone	0.5 ug/mL
							Anthracene	0.5 ug/mL
							Azobenzene	0.5 ug/mL
							Benzo[a]anthracene	0.5 ug/mL
							Benzo[a]pyrene	0.5 ug/mL
							Benzo[b]fluoranthene	0.5 ug/mL
							Benzo[g,h,i]perylene	0.5 ug/mL
							Benzo[k]fluoranthene	0.5 ug/mL
							Bis(2-ethylhexyl) phthalate	0.5 ug/mL
							Butyl benzyl phthalate	0.5 ug/mL
							Caprolactam	0.5 ug/mL
							Carbazole	0.5 ug/mL
							Chrysene	0.5 ug/mL
							Di-n-butyl phthalate	0.5 ug/mL
							Di-n-octyl phthalate	0.5 ug/mL
							Dibenz(a,h)anthracene	0.5 ug/mL
							Dibenzofuran	0.5 ug/mL
							Diethyl phthalate	0.5 ug/mL
							Dimethyl phthalate	0.5 ug/mL
							Ethyl methacrylate	0.5 ug/mL
							Fluoranthene	0.5 ug/mL
							Fluorene	0.5 ug/mL
							Indeno[1,2,3-cd]pyrene	0.5 ug/mL
							Isophorone	0.5 ug/mL
							Naphthalene	0.5 ug/mL
							Phenanthrene	0.5 ug/mL
							Pyrene	0.5 ug/mL
							1,2,3,5-Tetrachlorobenzene	0.5 ug/mL
							1,2,4-Trichlorobenzene	0.5 ug/mL
							1,2-Dichlorobenzene	0.5 ug/mL
							1,2-Dinitrobenzene	0.5 ug/mL
							1,3,5-Trichlorobenzene	0.5 ug/mL
							1,3-Dichlorobenzene	0.5 ug/mL
							2,4-Dinitrotoluene	0.5 ug/mL
							2,6-Dinitrotoluene	0.5 ug/mL
							2-Chloronaphthalene	0.5 ug/mL
							2-Fluorobiphenyl (Surr)	0.5 ug/mL
							3-Chloropropionitrile	0.5 ug/mL
							4-Bromophenyl phenyl ether	0.5 ug/mL
							4-Chlorophenyl phenyl ether	0.5 ug/mL
							Benzaldehyde	0.5 ug/mL
							bis (2-chloroisopropyl) ether	0.5 ug/mL
							Bis(2-chloroethoxy)methane	0.5 ug/mL

REAGENT TRACEABILITY SUMMARY

Lab Name: TestAmerica Canton Job No.: 240-21987-1

SDG No.:

Reagent ID	Exp Date	Prep Date	Dilutant Used	Reagent Final Volume	Parent Reagent		Analyte	Concentration
					Reagent ID	Volume Added		
							Bis(2-chloroethyl)ether	0.5 ug/mL
							Hexachlorobenzene	0.5 ug/mL
							Hexachlorobutadiene	0.5 ug/mL
							Hexachlorocyclopentadiene	0.5 ug/mL
							Hexachloroethane	0.5 ug/mL
							Malononitrile	0.5 ug/mL
							Nitrobenzene	0.5 ug/mL
							Nitrobenzene-d5 (Surr)	0.5 ug/mL
							Terphenyl-d14 (Surr)	0.5 ug/mL
.SMIS80PPMW_00006	09/11/13	09/10/12	MECL2, Lot 0000001289	50 mL	SMIS_00004	1 mL	1,4-Dichlorobenzene-d4	80 ug/mL
							Acenaphthene-d10	80 ug/mL
							Chrysene-d12	80 ug/mL
							Naphthalene-d8	80 ug/mL
							Perylene-d12	80 ug/mL
							Phenanthrene-d10	80 ug/mL
..SMIS_00004	06/30/14	UltraScientific, Lot CH-1761			(Purchased Reagent)		1,4-Dichlorobenzene-d4	4000 ug/mL
							Acenaphthene-d10	4000 ug/mL
							Chrysene-d12	4000 ug/mL
							Naphthalene-d8	4000 ug/mL
							Perylene-d12	4000 ug/mL
							Phenanthrene-d10	4000 ug/mL
.SMSUP ST_00003	09/10/13	09/10/12	MECL2, Lot 0000001289	10 mL	SMACIDSUP1_00003	200 uL	2,4-Dinitrophenol	100 ug/mL
					SMACIDSUP2_00003	500 uL	Benzoic acid	100 ug/mL
					SMACIDSUP3_00003	500 uL	Pentachlorophenol	100 ug/mL
..SMACIDSUP1_00003	04/10/17	Absolute Standard, Lot B7040078			(Purchased Reagent)		2,4-Dinitrophenol	5000 ug/mL
..SMACIDSUP2_00003	06/07/21	Absolute Standards, Lot 211061093			(Purchased Reagent)		Benzoic acid	2000 ug/mL
..SMACIDSUP3_00003	04/01/21	Absolute Standards, Lot 211041014			(Purchased Reagent)		Pentachlorophenol	2000 ug/mL
.SMTCL DPH ST_00003	04/30/13	09/10/12	MECL2, Lot 0000001289	8 mL	SM8270TCL1_00003	2 mL	1,4-Dichlorobenzene	100 ug/mL
							1,4-Dioxane	100 ug/mL
							2,3,5,6-Tetrachlorophenol	100 ug/mL
							2,4,5-Trichlorophenol	100 ug/mL
							2,4,6-Tribromophenol (Surr)	100 ug/mL
							2,4,6-Trichlorophenol	100 ug/mL
							2,4-Dichlorophenol	100 ug/mL
							2,4-Dimethylphenol	100 ug/mL
							2,4-Dinitrophenol	100 ug/mL
							2-Chlorophenol	100 ug/mL
							2-Fluorophenol (Surr)	100 ug/mL
							2-Methylphenol	100 ug/mL
							2-Nitrophenol	100 ug/mL
							3 & 4 Methylphenol	100 ug/mL
							4,6-Dinitro-2-methylphenol	100 ug/mL
							4-Chloro-3-methylphenol	100 ug/mL
							4-Nitrophenol	100 ug/mL
							Benzoic acid	100 ug/mL
							Benzyl alcohol	100 ug/mL
							Pentachlorophenol	100 ug/mL
							Phenol	100 ug/mL

REAGENT TRACEABILITY SUMMARY

Lab Name: TestAmerica Canton Job No.: 240-21987-1

SDG No.:

Reagent ID	Exp Date	Prep Date	Dilutant Used	Reagent Final Volume	Parent Reagent		Analyte	Concentration
					Reagent ID	Volume Added		
							Phenol-d5 (Surr)	100 ug/mL
					SM8270TCL2_00003	2 mL	2,4-Toluene diamine	100 ug/mL
							2-Nitroaniline	100 ug/mL
							3,3'-Dichlorobenzidine	100 ug/mL
							3,3'-Dimethoxybenzidine	100 ug/mL
							3-Nitroaniline	100 ug/mL
							4,4'-Methylene bis(2-chloroaniline)	100 ug/mL
							4-Chloroaniline	100 ug/mL
							4-Nitroaniline	100 ug/mL
							Aniline	100 ug/mL
							Atrazine	100 ug/mL
							Benzidine	100 ug/mL
							N-Nitrosodi-n-propylamine	100 ug/mL
							N-Nitrosodimethylamine	100 ug/mL
							N-Nitrosodiphenylamine	100 ug/mL
							Pyridine	100 ug/mL
					SM8270TCL3DPH_00002	2 mL	1,1'-Biphenyl	100 ug/mL
							1,2-Diphenylhydrazine	100 ug/mL
							1-Methylnaphthalene	100 ug/mL
							2-Methylnaphthalene	100 ug/mL
							Acenaphthene	100 ug/mL
							Acenaphthylene	100 ug/mL
							Acetophenone	100 ug/mL
							Anthracene	100 ug/mL
							Azobenzene	100 ug/mL
							Benzo[a]anthracene	100 ug/mL
							Benzo[a]pyrene	100 ug/mL
							Benzo[b]fluoranthene	100 ug/mL
							Benzo[g,h,i]perylene	100 ug/mL
							Benzo[k]fluoranthene	100 ug/mL
							Bis(2-ethylhexyl) phthalate	100 ug/mL
							Butyl benzyl phthalate	100 ug/mL
							Caprolactam	100 ug/mL
							Carbazole	100 ug/mL
							Chrysene	100 ug/mL
							Di-n-butyl phthalate	100 ug/mL
							Di-n-octyl phthalate	100 ug/mL
							Dibenz(a,h)anthracene	100 ug/mL
							Dibenzofuran	100 ug/mL
							Diethyl phthalate	100 ug/mL
							Dimethyl phthalate	100 ug/mL
							Ethyl methacrylate	100 ug/mL
							Fluoranthene	100 ug/mL
							Fluorene	100 ug/mL
							Indeno[1,2,3-cd]pyrene	100 ug/mL
							Isophorone	100 ug/mL
							Naphthalene	100 ug/mL

REAGENT TRACEABILITY SUMMARY

Lab Name: TestAmerica Canton Job No.: 240-21987-1

SDG No.:

Reagent ID	Exp Date	Prep Date	Dilutant Used	Reagent Final Volume	Parent Reagent		Analyte	Concentration
					Reagent ID	Volume Added		
							Phenanthrene	100 ug/mL
							Pyrene	100 ug/mL
					SM8270TCL4_00004	2 mL	1,2,3,5-Tetrachlorobenzene	100 ug/mL
							1,2,4-Trichlorobenzene	100 ug/mL
							1,2-Dichlorobenzene	100 ug/mL
							1,2-Dinitrobenzene	100 ug/mL
							1,3,5-Trichlorobenzene	100 ug/mL
							1,3-Dichlorobenzene	100 ug/mL
							2,4-Dinitrotoluene	100 ug/mL
							2,6-Dinitrotoluene	100 ug/mL
							2-Chloronaphthalene	100 ug/mL
							2-Fluorobiphenyl (Surr)	100 ug/mL
							3-Chloropropionitrile	100 ug/mL
							4-Bromophenyl phenyl ether	100 ug/mL
							4-Chlorophenyl phenyl ether	100 ug/mL
							Benzaldehyde	100 ug/mL
							bis (2-chloroisopropyl) ether	100 ug/mL
							Bis(2-chloroethoxy)methane	100 ug/mL
							Bis(2-chloroethyl)ether	100 ug/mL
							Hexachlorobenzene	100 ug/mL
							Hexachlorobutadiene	100 ug/mL
							Hexachlorocyclopentadiene	100 ug/mL
							Hexachloroethane	100 ug/mL
							Malononitrile	100 ug/mL
							Nitrobenzene	100 ug/mL
							Nitrobenzene-d5 (Surr)	100 ug/mL
							Terphenyl-d14 (Surr)	100 ug/mL
..SM8270TCL1_00003	05/31/16		RESTEK, Lot A081795		(Purchased Reagent)		1,4-Dichlorobenzene	400 ug/mL
							1,4-Dioxane	400 ug/mL
							2,3,5,6-Tetrachlorophenol	400 ug/mL
							2,4,5-Trichlorophenol	400 ug/mL
							2,4,6-Tribromophenol (Surr)	400 ug/mL
							2,4,6-Trichlorophenol	400 ug/mL
							2,4-Dichlorophenol	400 ug/mL
							2,4-Dimethylphenol	400 ug/mL
							2,4-Dinitrophenol	400 ug/mL
							2-Chlorophenol	400 ug/mL
							2-Fluorophenol (Surr)	400 ug/mL
							2-Methylphenol	400 ug/mL
							2-Nitrophenol	400 ug/mL
							3 & 4 Methylphenol	400 ug/mL
							4,6-Dinitro-2-methylphenol	400 ug/mL
							4-Chloro-3-methylphenol	400 ug/mL
							4-Nitrophenol	400 ug/mL
							Benzoic acid	400 ug/mL
							Benzyl alcohol	400 ug/mL
							Pentachlorophenol	400 ug/mL
							Phenol	400 ug/mL

REAGENT TRACEABILITY SUMMARY

Lab Name: TestAmerica Canton Job No.: 240-21987-1

SDG No.:

Reagent ID	Exp Date	Prep Date	Dilutant Used	Reagent Final Volume	Parent Reagent		Analyte	Concentration
					Reagent ID	Volume Added		
							Phenol-d5 (Surr)	400 ug/mL
..SM8270TCL2_00003	04/30/13	RESTEK, Lot A081245			(Purchased Reagent)		2,4-Toluene diamine	400 ug/mL
							2-Nitroaniline	400 ug/mL
							3,3'-Dichlorobenzidine	400 ug/mL
							3,3'-Dimethoxybenzidine	400 ug/mL
							3-Nitroaniline	400 ug/mL
							4,4'-Methylene bis(2-chloroaniline)	400 ug/mL
							4-Chloroaniline	400 ug/mL
							4-Nitroaniline	400 ug/mL
							Aniline	400 ug/mL
							Atrazine	400 ug/mL
							Benzidine	400 ug/mL
							N-Nitrosodi-n-propylamine	400 ug/mL
							N-Nitrosodimethylamine	400 ug/mL
							N-Nitrosodiphenylamine	400 ug/mL
							Pyridine	400 ug/mL
..SM8270TCL3DPH_00002	12/31/14	Restek, Lot A083779			(Purchased Reagent)		1,1'-Biphenyl	400 ug/mL
							1,2-Diphenylhydrazine	400 ug/mL
							1-Methylnaphthalene	400 ug/mL
							2-Methylnaphthalene	400 ug/mL
							Acenaphthene	400 ug/mL
							Acenaphthylene	400 ug/mL
							Acetophenone	400 ug/mL
							Anthracene	400 ug/mL
							Azobenzene	400 ug/mL
							Benzo[a]anthracene	400 ug/mL
							Benzo[a]pyrene	400 ug/mL
							Benzo[b]fluoranthene	400 ug/mL
							Benzo[g,h,i]perylene	400 ug/mL
							Benzo[k]fluoranthene	400 ug/mL
							Bis(2-ethylhexyl) phthalate	400 ug/mL
							Butyl benzyl phthalate	400 ug/mL
							Caprolactam	400 ug/mL
							Carbazole	400 ug/mL
							Chrysene	400 ug/mL
							Di-n-butyl phthalate	400 ug/mL
							Di-n-octyl phthalate	400 ug/mL
							Dibenz(a,h)anthracene	400 ug/mL
							Dibenzofuran	400 ug/mL
							Diethyl phthalate	400 ug/mL
							Dimethyl phthalate	400 ug/mL
							Ethyl methacrylate	400 ug/mL
							Fluoranthene	400 ug/mL
							Fluorene	400 ug/mL
							Indeno[1,2,3-cd]pyrene	400 ug/mL
							Isophorone	400 ug/mL
							Naphthalene	400 ug/mL

REAGENT TRACEABILITY SUMMARY

Lab Name: TestAmerica Canton Job No.: 240-21987-1

SDG No.:

Reagent ID	Exp Date	Prep Date	Dilutant Used	Reagent Final Volume	Parent Reagent		Analyte	Concentration
					Reagent ID	Volume Added		
							Phenanthrene	400 ug/mL
							Pyrene	400 ug/mL
..SM8270TCL4_00004	05/31/14	Restek, Lot A081933			(Purchased Reagent)		1,2,3,5-Tetrachlorobenzene	400 ug/mL
							1,2,4-Trichlorobenzene	400 ug/mL
							1,2-Dichlorobenzene	400 ug/mL
							1,2-Dinitrobenzene	400 ug/mL
							1,3,5-Trichlorobenzene	400 ug/mL
							1,3-Dichlorobenzene	400 ug/mL
							2,4-Dinitrotoluene	400 ug/mL
							2,6-Dinitrotoluene	400 ug/mL
							2-Chloronaphthalene	400 ug/mL
							2-Fluorobiphenyl (Surr)	400 ug/mL
							3-Chloropropionitrile	400 ug/mL
							4-Bromophenyl phenyl ether	400 ug/mL
							4-Chlorophenyl phenyl ether	400 ug/mL
							Benzaldehyde	400 ug/mL
							bis (2-chloroisopropyl) ether	400 ug/mL
							Bis(2-chloroethoxy)methane	400 ug/mL
							Bis(2-chloroethyl)ether	400 ug/mL
							Hexachlorobenzene	400 ug/mL
							Hexachlorobutadiene	400 ug/mL
							Hexachlorocyclopentadiene	400 ug/mL
							Hexachloroethane	400 ug/mL
							Malononitrile	400 ug/mL
							Nitrobenzene	400 ug/mL
							Nitrobenzene-d5 (Surr)	400 ug/mL
							Terphenyl-d14 (Surr)	400 ug/mL
SMTCL L3 W_00007	04/30/13	09/10/12	MECL2, Lot 0000001289	2 mL	SMIS80PPMW_00006	100 uL	1,4-Dichlorobenzene-d4	4 ug/mL
							Acenaphthene-d10	4 ug/mL
							Chrysene-d12	4 ug/mL
							Naphthalene-d8	4 ug/mL
							Perylene-d12	4 ug/mL
							Phenanthrene-d10	4 ug/mL
					SMSUP ST_00003	20 uL	2,4-Dinitrophenol	2 ug/mL
							Benzoic acid	2 ug/mL
							Pentachlorophenol	2 ug/mL
					SMTCL DPH ST_00003	20 uL	1,4-Dichlorobenzene	1 ug/mL
							1,4-Dioxane	1 ug/mL
							2,3,5,6-Tetrachlorophenol	1 ug/mL
							2,4,5-Trichlorophenol	1 ug/mL
							2,4,6-Tribromophenol (Surr)	1 ug/mL
							2,4,6-Trichlorophenol	1 ug/mL
							2,4-Dichlorophenol	1 ug/mL
							2,4-Dimethylphenol	1 ug/mL
							2,4-Dinitrophenol	2 ug/mL
							2-Chlorophenol	1 ug/mL
							2-Fluorophenol (Surr)	1 ug/mL

REAGENT TRACEABILITY SUMMARY

Lab Name: TestAmerica Canton Job No.: 240-21987-1

SDG No.:

Reagent ID	Exp Date	Prep Date	Dilutant Used	Reagent Final Volume	Parent Reagent		Analyte	Concentration
					Reagent ID	Volume Added		
							2-Methylphenol	1 ug/mL
							2-Nitrophenol	1 ug/mL
							3 & 4 Methylphenol	1 ug/mL
							4,6-Dinitro-2-methylphenol	1 ug/mL
							4-Chloro-3-methylphenol	1 ug/mL
							4-Nitrophenol	1 ug/mL
							Benzoic acid	2 ug/mL
							Benzyl alcohol	1 ug/mL
							Pentachlorophenol	2 ug/mL
							Phenol	1 ug/mL
							Phenol-d5 (Surr)	1 ug/mL
							2,4-Toluene diamine	1 ug/mL
							2-Nitroaniline	1 ug/mL
							3,3'-Dichlorobenzidine	1 ug/mL
							3,3'-Dimethoxybenzidine	1 ug/mL
							3-Nitroaniline	1 ug/mL
							4,4'-Methylene bis(2-chloroaniline)	1 ug/mL
							4-Chloroaniline	1 ug/mL
							4-Nitroaniline	1 ug/mL
							Aniline	1 ug/mL
							Atrazine	1 ug/mL
							Benzidine	1 ug/mL
							N-Nitrosodi-n-propylamine	1 ug/mL
							N-Nitrosodimethylamine	1 ug/mL
							N-Nitrosodiphenylamine	1 ug/mL
							Pyridine	1 ug/mL
							1,1'-Biphenyl	1 ug/mL
							1,2-Diphenylhydrazine	1 ug/mL
							1-Methylnaphthalene	1 ug/mL
							2-Methylnaphthalene	1 ug/mL
							Acenaphthene	1 ug/mL
							Acenaphthylene	1 ug/mL
							Acetophenone	1 ug/mL
							Anthracene	1 ug/mL
							Azobenzene	1 ug/mL
							Benzo[a]anthracene	1 ug/mL
							Benzo[a]pyrene	1 ug/mL
							Benzo[b]fluoranthene	1 ug/mL
							Benzo[g,h,i]perylene	1 ug/mL
							Benzo[k]fluoranthene	1 ug/mL
							Bis(2-ethylhexyl) phthalate	1 ug/mL
							Butyl benzyl phthalate	1 ug/mL
							Caprolactam	1 ug/mL
							Carbazole	1 ug/mL
							Chrysene	1 ug/mL
							Di-n-butyl phthalate	1 ug/mL
							Di-n-octyl phthalate	1 ug/mL

REAGENT TRACEABILITY SUMMARY

Lab Name: TestAmerica Canton Job No.: 240-21987-1

SDG No.:

Reagent ID	Exp Date	Prep Date	Dilutant Used	Reagent Final Volume	Parent Reagent		Analyte	Concentration
					Reagent ID	Volume Added		
							Dibenz(a,h)anthracene	1 ug/mL
							Dibenzofuran	1 ug/mL
							Diethyl phthalate	1 ug/mL
							Dimethyl phthalate	1 ug/mL
							Ethyl methacrylate	1 ug/mL
							Fluoranthene	1 ug/mL
							Fluorene	1 ug/mL
							Indeno[1,2,3-cd]pyrene	1 ug/mL
							Isophorone	1 ug/mL
							Naphthalene	1 ug/mL
							Phenanthrene	1 ug/mL
							Pyrene	1 ug/mL
							1,2,3,5-Tetrachlorobenzene	1 ug/mL
							1,2,4-Trichlorobenzene	1 ug/mL
							1,2-Dichlorobenzene	1 ug/mL
							1,2-Dinitrobenzene	1 ug/mL
							1,3,5-Trichlorobenzene	1 ug/mL
							1,3-Dichlorobenzene	1 ug/mL
							2,4-Dinitrotoluene	1 ug/mL
							2,6-Dinitrotoluene	1 ug/mL
							2-Chloronaphthalene	1 ug/mL
							2-Fluorobiphenyl (Surr)	1 ug/mL
							3-Chloropropionitrile	1 ug/mL
							4-Bromophenyl phenyl ether	1 ug/mL
							4-Chlorophenyl phenyl ether	1 ug/mL
							Benzaldehyde	1 ug/mL
							bis (2-chloroisopropyl) ether	1 ug/mL
							Bis(2-chloroethoxy)methane	1 ug/mL
							Bis(2-chloroethyl)ether	1 ug/mL
							Hexachlorobenzene	1 ug/mL
							Hexachlorobutadiene	1 ug/mL
							Hexachlorocyclopentadiene	1 ug/mL
							Hexachloroethane	1 ug/mL
							Malononitrile	1 ug/mL
							Nitrobenzene	1 ug/mL
							Nitrobenzene-d5 (Surr)	1 ug/mL
							Terphenyl-d14 (Surr)	1 ug/mL
.SMIS80PPMW_00006	09/11/13	09/10/12	MECL2, Lot 0000001289	50 mL	SMIS_00004	1 mL	1,4-Dichlorobenzene-d4	80 ug/mL
							Acenaphthene-d10	80 ug/mL
							Chrysene-d12	80 ug/mL
							Naphthalene-d8	80 ug/mL
							Perylene-d12	80 ug/mL
							Phenanthrene-d10	80 ug/mL
..SMIS_00004	06/30/14	UltraScientific, Lot CH-1761			(Purchased Reagent)		1,4-Dichlorobenzene-d4	4000 ug/mL
							Acenaphthene-d10	4000 ug/mL
							Chrysene-d12	4000 ug/mL
							Naphthalene-d8	4000 ug/mL
							Perylene-d12	4000 ug/mL

REAGENT TRACEABILITY SUMMARY

Lab Name: TestAmerica Canton Job No.: 240-21987-1

SDG No.:

Reagent ID	Exp Date	Prep Date	Dilutant Used	Reagent Final Volume	Parent Reagent		Analyte	Concentration
					Reagent ID	Volume Added		
							Phenanthrene-d10	4000 ug/mL
.SMSUP ST_00003	09/10/13	09/10/12	MECL2, Lot 0000001289	10 mL	SMACIDSUP1_00003	200 uL	2,4-Dinitrophenol	100 ug/mL
					SMACIDSUP2_00003	500 uL	Benzoic acid	100 ug/mL
					SMACIDSUP3_00003	500 uL	Pentachlorophenol	100 ug/mL
..SMACIDSUP1_00003	04/10/17	Absolute Standard, Lot B7040078			(Purchased Reagent)		2,4-Dinitrophenol	5000 ug/mL
..SMACIDSUP2_00003	06/07/21	Absolute Standards, Lot 211061093			(Purchased Reagent)		Benzoic acid	2000 ug/mL
..SMACIDSUP3_00003	04/01/21	Absolute Standards, Lot 211041014			(Purchased Reagent)		Pentachlorophenol	2000 ug/mL
.SMTCL DPH ST_00003	04/30/13	09/10/12	MECL2, Lot 0000001289	8 mL	SM8270TCL1_00003	2 mL	1,4-Dichlorobenzene	100 ug/mL
							1,4-Dioxane	100 ug/mL
							2,3,5,6-Tetrachlorophenol	100 ug/mL
							2,4,5-Trichlorophenol	100 ug/mL
							2,4,6-Tribromophenol (Surr)	100 ug/mL
							2,4,6-Trichlorophenol	100 ug/mL
							2,4-Dichlorophenol	100 ug/mL
							2,4-Dimethylphenol	100 ug/mL
							2,4-Dinitrophenol	100 ug/mL
							2-Chlorophenol	100 ug/mL
							2-Fluorophenol (Surr)	100 ug/mL
							2-Methylphenol	100 ug/mL
							2-Nitrophenol	100 ug/mL
							3 & 4 Methylphenol	100 ug/mL
							4,6-Dinitro-2-methylphenol	100 ug/mL
							4-Chloro-3-methylphenol	100 ug/mL
							4-Nitrophenol	100 ug/mL
							Benzoic acid	100 ug/mL
							Benzyl alcohol	100 ug/mL
							Pentachlorophenol	100 ug/mL
							Phenol	100 ug/mL
							Phenol-d5 (Surr)	100 ug/mL
					SM8270TCL2_00003	2 mL	2,4-Toluene diamine	100 ug/mL
							2-Nitroaniline	100 ug/mL
							3,3'-Dichlorobenzidine	100 ug/mL
							3,3'-Dimethoxybenzidine	100 ug/mL
							3-Nitroaniline	100 ug/mL
							4,4'-Methylene bis(2-chloroaniline)	100 ug/mL
							4-Chloroaniline	100 ug/mL
							4-Nitroaniline	100 ug/mL
							Aniline	100 ug/mL
							Atrazine	100 ug/mL
							Benzidine	100 ug/mL
							N-Nitrosodi-n-propylamine	100 ug/mL
							N-Nitrosodimethylamine	100 ug/mL
							N-Nitrosodiphenylamine	100 ug/mL
							Pyridine	100 ug/mL
					SM8270TCL3DPH_00002	2 mL	1,1'-Biphenyl	100 ug/mL
							1,2-Diphenylhydrazine	100 ug/mL
							1-Methylnaphthalene	100 ug/mL

REAGENT TRACEABILITY SUMMARY

Lab Name: TestAmerica Canton Job No.: 240-21987-1

SDG No.:

Reagent ID	Exp Date	Prep Date	Dilutant Used	Reagent Final Volume	Parent Reagent		Analyte	Concentration
					Reagent ID	Volume Added		
							2-Methylnaphthalene	100 ug/mL
							Acenaphthene	100 ug/mL
							Acenaphthylene	100 ug/mL
							Acetophenone	100 ug/mL
							Anthracene	100 ug/mL
							Azobenzene	100 ug/mL
							Benzo[a]anthracene	100 ug/mL
							Benzo[a]pyrene	100 ug/mL
							Benzo[b]fluoranthene	100 ug/mL
							Benzo[g,h,i]perylene	100 ug/mL
							Benzo[k]fluoranthene	100 ug/mL
							Bis(2-ethylhexyl) phthalate	100 ug/mL
							Butyl benzyl phthalate	100 ug/mL
							Caprolactam	100 ug/mL
							Carbazole	100 ug/mL
							Chrysene	100 ug/mL
							Di-n-butyl phthalate	100 ug/mL
							Di-n-octyl phthalate	100 ug/mL
							Dibenz(a,h)anthracene	100 ug/mL
							Dibenzofuran	100 ug/mL
							Diethyl phthalate	100 ug/mL
							Dimethyl phthalate	100 ug/mL
							Ethyl methacrylate	100 ug/mL
							Fluoranthene	100 ug/mL
							Fluorene	100 ug/mL
							Indeno[1,2,3-cd]pyrene	100 ug/mL
							Isophorone	100 ug/mL
							Naphthalene	100 ug/mL
							Phenanthrene	100 ug/mL
							Pyrene	100 ug/mL
					SM8270TCL4_00004	2 mL	1,2,3,5-Tetrachlorobenzene	100 ug/mL
							1,2,4-Trichlorobenzene	100 ug/mL
							1,2-Dichlorobenzene	100 ug/mL
							1,2-Dinitrobenzene	100 ug/mL
							1,3,5-Trichlorobenzene	100 ug/mL
							1,3-Dichlorobenzene	100 ug/mL
							2,4-Dinitrotoluene	100 ug/mL
							2,6-Dinitrotoluene	100 ug/mL
							2-Chloronaphthalene	100 ug/mL
							2-Fluorobiphenyl (Surr)	100 ug/mL
							3-Chloropropionitrile	100 ug/mL
							4-Bromophenyl phenyl ether	100 ug/mL
							4-Chlorophenyl phenyl ether	100 ug/mL
							Benzaldehyde	100 ug/mL
							bis (2-chloroisopropyl) ether	100 ug/mL
							Bis(2-chloroethoxy)methane	100 ug/mL
							Bis(2-chloroethyl)ether	100 ug/mL
							Hexachlorobenzene	100 ug/mL

REAGENT TRACEABILITY SUMMARY

Lab Name: TestAmerica Canton Job No.: 240-21987-1

SDG No.:

Reagent ID	Exp Date	Prep Date	Dilutant Used	Reagent Final Volume	Parent Reagent		Analyte	Concentration
					Reagent ID	Volume Added		
							Hexachlorobutadiene	100 ug/mL
							Hexachlorocyclopentadiene	100 ug/mL
							Hexachloroethane	100 ug/mL
							Malononitrile	100 ug/mL
							Nitrobenzene	100 ug/mL
							Nitrobenzene-d5 (Surr)	100 ug/mL
							Terphenyl-d14 (Surr)	100 ug/mL
..SM8270TCL1_00003	05/31/16		RESTEK, Lot A081795		(Purchased Reagent)		1,4-Dichlorobenzene	400 ug/mL
							1,4-Dioxane	400 ug/mL
							2,3,5,6-Tetrachlorophenol	400 ug/mL
							2,4,5-Trichlorophenol	400 ug/mL
							2,4,6-Tribromophenol (Surr)	400 ug/mL
							2,4,6-Trichlorophenol	400 ug/mL
							2,4-Dichlorophenol	400 ug/mL
							2,4-Dimethylphenol	400 ug/mL
							2,4-Dinitrophenol	400 ug/mL
							2-Chlorophenol	400 ug/mL
							2-Fluorophenol (Surr)	400 ug/mL
							2-Methylphenol	400 ug/mL
							2-Nitrophenol	400 ug/mL
							3 & 4 Methylphenol	400 ug/mL
							4,6-Dinitro-2-methylphenol	400 ug/mL
							4-Chloro-3-methylphenol	400 ug/mL
							4-Nitrophenol	400 ug/mL
							Benzoic acid	400 ug/mL
							Benzyl alcohol	400 ug/mL
							Pentachlorophenol	400 ug/mL
							Phenol	400 ug/mL
							Phenol-d5 (Surr)	400 ug/mL
..SM8270TCL2_00003	04/30/13		RESTEK, Lot A081245		(Purchased Reagent)		2,4-Toluene diamine	400 ug/mL
							2-Nitroaniline	400 ug/mL
							3,3'-Dichlorobenzidine	400 ug/mL
							3,3'-Dimethoxybenzidine	400 ug/mL
							3-Nitroaniline	400 ug/mL
							4,4'-Methylene bis(2-chloroaniline)	400 ug/mL
							4-Chloroaniline	400 ug/mL
							4-Nitroaniline	400 ug/mL
							Aniline	400 ug/mL
							Atrazine	400 ug/mL
							Benzidine	400 ug/mL
							N-Nitrosodi-n-propylamine	400 ug/mL
							N-Nitrosodimethylamine	400 ug/mL
							N-Nitrosodiphenylamine	400 ug/mL
							Pyridine	400 ug/mL
..SM8270TCL3DPH_00002	12/31/14		Restek, Lot A083779		(Purchased Reagent)		1,1'-Biphenyl	400 ug/mL
							1,2-Diphenylhydrazine	400 ug/mL
							1-Methylnaphthalene	400 ug/mL

REAGENT TRACEABILITY SUMMARY

Lab Name: TestAmerica Canton Job No.: 240-21987-1

SDG No.:

Reagent ID	Exp Date	Prep Date	Dilutant Used	Reagent Final Volume	Parent Reagent		Analyte	Concentration
					Reagent ID	Volume Added		
							2-Methylnaphthalene	400 ug/mL
							Acenaphthene	400 ug/mL
							Acenaphthylene	400 ug/mL
							Acetophenone	400 ug/mL
							Anthracene	400 ug/mL
							Azobenzene	400 ug/mL
							Benzo[a]anthracene	400 ug/mL
							Benzo[a]pyrene	400 ug/mL
							Benzo[b]fluoranthene	400 ug/mL
							Benzo[g,h,i]perylene	400 ug/mL
							Benzo[k]fluoranthene	400 ug/mL
							Bis(2-ethylhexyl) phthalate	400 ug/mL
							Butyl benzyl phthalate	400 ug/mL
							Caprolactam	400 ug/mL
							Carbazole	400 ug/mL
							Chrysene	400 ug/mL
							Di-n-butyl phthalate	400 ug/mL
							Di-n-octyl phthalate	400 ug/mL
							Dibenz(a,h)anthracene	400 ug/mL
							Dibenzofuran	400 ug/mL
							Diethyl phthalate	400 ug/mL
							Dimethyl phthalate	400 ug/mL
							Ethyl methacrylate	400 ug/mL
							Fluoranthene	400 ug/mL
							Fluorene	400 ug/mL
							Indeno[1,2,3-cd]pyrene	400 ug/mL
							Isophorone	400 ug/mL
							Naphthalene	400 ug/mL
							Phenanthrene	400 ug/mL
							Pyrene	400 ug/mL
..SM8270TCL4_00004	05/31/14		Restek, Lot A081933		(Purchased Reagent)		1,2,3,5-Tetrachlorobenzene	400 ug/mL
							1,2,4-Trichlorobenzene	400 ug/mL
							1,2-Dichlorobenzene	400 ug/mL
							1,2-Dinitrobenzene	400 ug/mL
							1,3,5-Trichlorobenzene	400 ug/mL
							1,3-Dichlorobenzene	400 ug/mL
							2,4-Dinitrotoluene	400 ug/mL
							2,6-Dinitrotoluene	400 ug/mL
							2-Chloronaphthalene	400 ug/mL
							2-Fluorobiphenyl (Surr)	400 ug/mL
							3-Chloropropionitrile	400 ug/mL
							4-Bromophenyl phenyl ether	400 ug/mL
							4-Chlorophenyl phenyl ether	400 ug/mL
							Benzaldehyde	400 ug/mL
							bis (2-chloroisopropyl) ether	400 ug/mL
							Bis(2-chloroethoxy)methane	400 ug/mL
							Bis(2-chloroethyl)ether	400 ug/mL
							Hexachlorobenzene	400 ug/mL

REAGENT TRACEABILITY SUMMARY

Lab Name: TestAmerica Canton Job No.: 240-21987-1

SDG No.:

Reagent ID	Exp Date	Prep Date	Dilutant Used	Reagent Final Volume	Parent Reagent		Analyte	Concentration
					Reagent ID	Volume Added		
							Hexachlorobutadiene	400 ug/mL
							Hexachlorocyclopentadiene	400 ug/mL
							Hexachloroethane	400 ug/mL
							Malononitrile	400 ug/mL
							Nitrobenzene	400 ug/mL
							Nitrobenzene-d5 (Surr)	400 ug/mL
							Terphenyl-d14 (Surr)	400 ug/mL
SMTCL L4 W_00007	04/30/13	09/10/12	MECL2, Lot 0000001289	2 mL	SMIS80PPMW_00006	100 uL	1,4-Dichlorobenzene-d4	4 ug/mL
							Acenaphthene-d10	4 ug/mL
							Chrysene-d12	4 ug/mL
							Naphthalene-d8	4 ug/mL
							Perylene-d12	4 ug/mL
							Phenanthrene-d10	4 ug/mL
					SMSUP ST_00003	40 uL	2,4-Dinitrophenol	4 ug/mL
							Benzoic acid	4 ug/mL
							Pentachlorophenol	4 ug/mL
					SMTCL DPH ST_00003	40 uL	1,4-Dichlorobenzene	2 ug/mL
							1,4-Dioxane	2 ug/mL
							2,3,5,6-Tetrachlorophenol	2 ug/mL
							2,4,5-Trichlorophenol	2 ug/mL
							2,4,6-Tribromophenol (Surr)	2 ug/mL
							2,4,6-Trichlorophenol	2 ug/mL
							2,4-Dichlorophenol	2 ug/mL
							2,4-Dimethylphenol	2 ug/mL
							2,4-Dinitrophenol	4 ug/mL
							2-Chlorophenol	2 ug/mL
							2-Fluorophenol (Surr)	2 ug/mL
							2-Methylphenol	2 ug/mL
							2-Nitrophenol	2 ug/mL
							3 & 4 Methylphenol	2 ug/mL
							4,6-Dinitro-2-methylphenol	2 ug/mL
							4-Chloro-3-methylphenol	2 ug/mL
							4-Nitrophenol	2 ug/mL
							Benzoic acid	4 ug/mL
							Benzyl alcohol	2 ug/mL
							Pentachlorophenol	4 ug/mL
							Phenol	2 ug/mL
							Phenol-d5 (Surr)	2 ug/mL
							2,4-Toluene diamine	2 ug/mL
							2-Nitroaniline	2 ug/mL
							3,3'-Dichlorobenzidine	2 ug/mL
							3,3'-Dimethoxybenzidine	2 ug/mL
							3-Nitroaniline	2 ug/mL
							4,4'-Methylene bis(2-chloroaniline)	2 ug/mL
							4-Chloroaniline	2 ug/mL
							4-Nitroaniline	2 ug/mL
							Aniline	2 ug/mL

REAGENT TRACEABILITY SUMMARY

Lab Name: TestAmerica Canton Job No.: 240-21987-1

SDG No.:

Reagent ID	Exp Date	Prep Date	Dilutant Used	Reagent Final Volume	Parent Reagent		Analyte	Concentration
					Reagent ID	Volume Added		
							Atrazine	2 ug/mL
							Benzidine	2 ug/mL
							N-Nitrosodi-n-propylamine	2 ug/mL
							N-Nitrosodimethylamine	2 ug/mL
							N-Nitrosodiphenylamine	2 ug/mL
							Pyridine	2 ug/mL
							1,1'-Biphenyl	2 ug/mL
							1,2-Diphenylhydrazine	2 ug/mL
							1-Methylnaphthalene	2 ug/mL
							2-Methylnaphthalene	2 ug/mL
							Acenaphthene	2 ug/mL
							Acenaphthylene	2 ug/mL
							Acetophenone	2 ug/mL
							Anthracene	2 ug/mL
							Azobenzene	2 ug/mL
							Benzo[a]anthracene	2 ug/mL
							Benzo[a]pyrene	2 ug/mL
							Benzo[b]fluoranthene	2 ug/mL
							Benzo[g,h,i]perylene	2 ug/mL
							Benzo[k]fluoranthene	2 ug/mL
							Bis(2-ethylhexyl) phthalate	2 ug/mL
							Butyl benzyl phthalate	2 ug/mL
							Caprolactam	2 ug/mL
							Carbazole	2 ug/mL
							Chrysene	2 ug/mL
							Di-n-butyl phthalate	2 ug/mL
							Di-n-octyl phthalate	2 ug/mL
							Dibenz(a,h)anthracene	2 ug/mL
							Dibenzofuran	2 ug/mL
							Diethyl phthalate	2 ug/mL
							Dimethyl phthalate	2 ug/mL
							Ethyl methacrylate	2 ug/mL
							Fluoranthene	2 ug/mL
							Fluorene	2 ug/mL
							Indeno[1,2,3-cd]pyrene	2 ug/mL
							Isophorone	2 ug/mL
							Naphthalene	2 ug/mL
							Phenanthrene	2 ug/mL
							Pyrene	2 ug/mL
							1,2,3,5-Tetrachlorobenzene	2 ug/mL
							1,2,4-Trichlorobenzene	2 ug/mL
							1,2-Dichlorobenzene	2 ug/mL
							1,2-Dinitrobenzene	2 ug/mL
							1,3,5-Trichlorobenzene	2 ug/mL
							1,3-Dichlorobenzene	2 ug/mL
							2,4-Dinitrotoluene	2 ug/mL
							2,6-Dinitrotoluene	2 ug/mL
							2-Chloronaphthalene	2 ug/mL

REAGENT TRACEABILITY SUMMARY

Lab Name: TestAmerica Canton Job No.: 240-21987-1

SDG No.:

Reagent ID	Exp Date	Prep Date	Dilutant Used	Reagent Final Volume	Parent Reagent		Analyte	Concentration
					Reagent ID	Volume Added		
							2-Fluorobiphenyl (Surr)	2 ug/mL
							3-Chloropropionitrile	2 ug/mL
							4-Bromophenyl phenyl ether	2 ug/mL
							4-Chlorophenyl phenyl ether	2 ug/mL
							Benzaldehyde	2 ug/mL
							bis (2-chloroisopropyl) ether	2 ug/mL
							Bis(2-chloroethoxy)methane	2 ug/mL
							Bis(2-chloroethyl)ether	2 ug/mL
							Hexachlorobenzene	2 ug/mL
							Hexachlorobutadiene	2 ug/mL
							Hexachlorocyclopentadiene	2 ug/mL
							Hexachloroethane	2 ug/mL
							Malononitrile	2 ug/mL
							Nitrobenzene	2 ug/mL
							Nitrobenzene-d5 (Surr)	2 ug/mL
							Terphenyl-d14 (Surr)	2 ug/mL
.SMIS80PPMW_00006	09/11/13	09/10/12	MECL2, Lot 0000001289	50 mL	SMIS_00004	1 mL	1,4-Dichlorobenzene-d4	80 ug/mL
							Acenaphthene-d10	80 ug/mL
							Chrysene-d12	80 ug/mL
							Naphthalene-d8	80 ug/mL
							Perylene-d12	80 ug/mL
							Phenanthrene-d10	80 ug/mL
..SMIS_00004	06/30/14	UltraScientific, Lot CH-1761			(Purchased Reagent)		1,4-Dichlorobenzene-d4	4000 ug/mL
							Acenaphthene-d10	4000 ug/mL
							Chrysene-d12	4000 ug/mL
							Naphthalene-d8	4000 ug/mL
							Perylene-d12	4000 ug/mL
							Phenanthrene-d10	4000 ug/mL
.SMSUP ST_00003	09/10/13	09/10/12	MECL2, Lot 0000001289	10 mL	SMACIDSUP1_00003	200 uL	2,4-Dinitrophenol	100 ug/mL
					SMACIDSUP2_00003	500 uL	Benzoic acid	100 ug/mL
					SMACIDSUP3_00003	500 uL	Pentachlorophenol	100 ug/mL
..SMACIDSUP1_00003	04/10/17	Absolute Standard, Lot B7040078			(Purchased Reagent)		2,4-Dinitrophenol	5000 ug/mL
..SMACIDSUP2_00003	06/07/21	Absolute Standards, Lot 211061093			(Purchased Reagent)		Benzoic acid	2000 ug/mL
..SMACIDSUP3_00003	04/01/21	Absolute Standards, Lot 211041014			(Purchased Reagent)		Pentachlorophenol	2000 ug/mL
.SMTCL DPH ST_00003	04/30/13	09/10/12	MECL2, Lot 0000001289	8 mL	SM8270TCL1_00003	2 mL	1,4-Dichlorobenzene	100 ug/mL
							1,4-Dioxane	100 ug/mL
							2,3,5,6-Tetrachlorophenol	100 ug/mL
							2,4,5-Trichlorophenol	100 ug/mL
							2,4,6-Tribromophenol (Surr)	100 ug/mL
							2,4,6-Trichlorophenol	100 ug/mL
							2,4-Dichlorophenol	100 ug/mL
							2,4-Dimethylphenol	100 ug/mL
							2,4-Dinitrophenol	100 ug/mL
							2-Chlorophenol	100 ug/mL
							2-Fluorophenol (Surr)	100 ug/mL
							2-Methylphenol	100 ug/mL
							2-Nitrophenol	100 ug/mL
							3 & 4 Methylphenol	100 ug/mL

REAGENT TRACEABILITY SUMMARY

Lab Name: TestAmerica Canton Job No.: 240-21987-1

SDG No.:

Reagent ID	Exp Date	Prep Date	Dilutant Used	Reagent Final Volume	Parent Reagent		Analyte	Concentration
					Reagent ID	Volume Added		
							4,6-Dinitro-2-methylphenol	100 ug/mL
							4-Chloro-3-methylphenol	100 ug/mL
							4-Nitrophenol	100 ug/mL
							Benzoic acid	100 ug/mL
							Benzyl alcohol	100 ug/mL
							Pentachlorophenol	100 ug/mL
							Phenol	100 ug/mL
							Phenol-d5 (Surr)	100 ug/mL
					SM8270TCL2_00003	2 mL	2,4-Toluene diamine	100 ug/mL
							2-Nitroaniline	100 ug/mL
							3,3'-Dichlorobenzidine	100 ug/mL
							3,3'-Dimethoxybenzidine	100 ug/mL
							3-Nitroaniline	100 ug/mL
							4,4'-Methylene bis(2-chloroaniline)	100 ug/mL
							4-Chloroaniline	100 ug/mL
							4-Nitroaniline	100 ug/mL
							Aniline	100 ug/mL
							Atrazine	100 ug/mL
							Benzidine	100 ug/mL
							N-Nitrosodi-n-propylamine	100 ug/mL
							N-Nitrosodimethylamine	100 ug/mL
							N-Nitrosodiphenylamine	100 ug/mL
							Pyridine	100 ug/mL
					SM8270TCL3DPH_00002	2 mL	1,1'-Biphenyl	100 ug/mL
							1,2-Diphenylhydrazine	100 ug/mL
							1-Methylnaphthalene	100 ug/mL
							2-Methylnaphthalene	100 ug/mL
							Acenaphthene	100 ug/mL
							Acenaphthylene	100 ug/mL
							Acetophenone	100 ug/mL
							Anthracene	100 ug/mL
							Azobenzene	100 ug/mL
							Benzo[a]anthracene	100 ug/mL
							Benzo[a]pyrene	100 ug/mL
							Benzo[b]fluoranthene	100 ug/mL
							Benzo[g,h,i]perylene	100 ug/mL
							Benzo[k]fluoranthene	100 ug/mL
							Bis(2-ethylhexyl) phthalate	100 ug/mL
							Butyl benzyl phthalate	100 ug/mL
							Caprolactam	100 ug/mL
							Carbazole	100 ug/mL
							Chrysene	100 ug/mL
							Di-n-butyl phthalate	100 ug/mL
							Di-n-octyl phthalate	100 ug/mL
							Dibenz(a,h)anthracene	100 ug/mL
							Dibenzofuran	100 ug/mL
							Diethyl phthalate	100 ug/mL

REAGENT TRACEABILITY SUMMARY

Lab Name: TestAmerica Canton Job No.: 240-21987-1

SDG No.:

Reagent ID	Exp Date	Prep Date	Dilutant Used	Reagent Final Volume	Parent Reagent		Analyte	Concentration
					Reagent ID	Volume Added		
							Dimethyl phthalate	100 ug/mL
							Ethyl methacrylate	100 ug/mL
							Fluoranthene	100 ug/mL
							Fluorene	100 ug/mL
							Indeno[1,2,3-cd]pyrene	100 ug/mL
							Isophorone	100 ug/mL
							Naphthalene	100 ug/mL
							Phenanthrene	100 ug/mL
							Pyrene	100 ug/mL
					SM8270TCL4_00004	2 mL	1,2,3,5-Tetrachlorobenzene	100 ug/mL
							1,2,4-Trichlorobenzene	100 ug/mL
							1,2-Dichlorobenzene	100 ug/mL
							1,2-Dinitrobenzene	100 ug/mL
							1,3,5-Trichlorobenzene	100 ug/mL
							1,3-Dichlorobenzene	100 ug/mL
							2,4-Dinitrotoluene	100 ug/mL
							2,6-Dinitrotoluene	100 ug/mL
							2-Chloronaphthalene	100 ug/mL
							2-Fluorobiphenyl (Surr)	100 ug/mL
							3-Chloropropionitrile	100 ug/mL
							4-Bromophenyl phenyl ether	100 ug/mL
							4-Chlorophenyl phenyl ether	100 ug/mL
							Benzaldehyde	100 ug/mL
							bis (2-chloroisopropyl) ether	100 ug/mL
							Bis(2-chloroethoxy)methane	100 ug/mL
							Bis(2-chloroethyl)ether	100 ug/mL
							Hexachlorobenzene	100 ug/mL
							Hexachlorobutadiene	100 ug/mL
							Hexachlorocyclopentadiene	100 ug/mL
							Hexachloroethane	100 ug/mL
							Malononitrile	100 ug/mL
							Nitrobenzene	100 ug/mL
							Nitrobenzene-d5 (Surr)	100 ug/mL
							Terphenyl-d14 (Surr)	100 ug/mL
..SM8270TCL1_00003	05/31/16		RESTEK, Lot A081795		(Purchased Reagent)		1,4-Dichlorobenzene	400 ug/mL
							1,4-Dioxane	400 ug/mL
							2,3,5,6-Tetrachlorophenol	400 ug/mL
							2,4,5-Trichlorophenol	400 ug/mL
							2,4,6-Tribromophenol (Surr)	400 ug/mL
							2,4,6-Trichlorophenol	400 ug/mL
							2,4-Dichlorophenol	400 ug/mL
							2,4-Dimethylphenol	400 ug/mL
							2,4-Dinitrophenol	400 ug/mL
							2-Chlorophenol	400 ug/mL
							2-Fluorophenol (Surr)	400 ug/mL
							2-Methylphenol	400 ug/mL
							2-Nitrophenol	400 ug/mL
							3 & 4 Methylphenol	400 ug/mL

REAGENT TRACEABILITY SUMMARY

Lab Name: TestAmerica Canton Job No.: 240-21987-1

SDG No.:

Reagent ID	Exp Date	Prep Date	Dilutant Used	Reagent Final Volume	Parent Reagent		Analyte	Concentration
					Reagent ID	Volume Added		
							4,6-Dinitro-2-methylphenol	400 ug/mL
							4-Chloro-3-methylphenol	400 ug/mL
							4-Nitrophenol	400 ug/mL
							Benzoic acid	400 ug/mL
							Benzyl alcohol	400 ug/mL
							Pentachlorophenol	400 ug/mL
							Phenol	400 ug/mL
							Phenol-d5 (Surr)	400 ug/mL
..SM8270TCL2_00003	04/30/13		RESTEK, Lot A081245		(Purchased Reagent)		2,4-Toluene diamine	400 ug/mL
							2-Nitroaniline	400 ug/mL
							3,3'-Dichlorobenzidine	400 ug/mL
							3,3'-Dimethoxybenzidine	400 ug/mL
							3-Nitroaniline	400 ug/mL
							4,4'-Methylene bis(2-chloroaniline)	400 ug/mL
							4-Chloroaniline	400 ug/mL
							4-Nitroaniline	400 ug/mL
							Aniline	400 ug/mL
							Atrazine	400 ug/mL
							Benzidine	400 ug/mL
							N-Nitrosodi-n-propylamine	400 ug/mL
							N-Nitrosodimethylamine	400 ug/mL
							N-Nitrosodiphenylamine	400 ug/mL
							Pyridine	400 ug/mL
..SM8270TCL3DPH_00002	12/31/14		Restek, Lot A083779		(Purchased Reagent)		1,1'-Biphenyl	400 ug/mL
							1,2-Diphenylhydrazine	400 ug/mL
							1-Methylnaphthalene	400 ug/mL
							2-Methylnaphthalene	400 ug/mL
							Acenaphthene	400 ug/mL
							Acenaphthylene	400 ug/mL
							Acetophenone	400 ug/mL
							Anthracene	400 ug/mL
							Azobenzene	400 ug/mL
							Benzo[a]anthracene	400 ug/mL
							Benzo[a]pyrene	400 ug/mL
							Benzo[b]fluoranthene	400 ug/mL
							Benzo[g,h,i]perylene	400 ug/mL
							Benzo[k]fluoranthene	400 ug/mL
							Bis(2-ethylhexyl) phthalate	400 ug/mL
							Butyl benzyl phthalate	400 ug/mL
							Caprolactam	400 ug/mL
							Carbazole	400 ug/mL
							Chrysene	400 ug/mL
							Di-n-butyl phthalate	400 ug/mL
							Di-n-octyl phthalate	400 ug/mL
							Dibenz(a,h)anthracene	400 ug/mL
							Dibenzofuran	400 ug/mL
							Diethyl phthalate	400 ug/mL

REAGENT TRACEABILITY SUMMARY

Lab Name: TestAmerica Canton Job No.: 240-21987-1

SDG No.:

Reagent ID	Exp Date	Prep Date	Dilutant Used	Reagent Final Volume	Parent Reagent		Analyte	Concentration
					Reagent ID	Volume Added		
							Dimethyl phthalate	400 ug/mL
							Ethyl methacrylate	400 ug/mL
							Fluoranthene	400 ug/mL
							Fluorene	400 ug/mL
							Indeno[1,2,3-cd]pyrene	400 ug/mL
							Isophorone	400 ug/mL
							Naphthalene	400 ug/mL
							Phenanthrene	400 ug/mL
							Pyrene	400 ug/mL
..SM8270TCL4_00004	05/31/14	Restek, Lot A081933			(Purchased Reagent)		1,2,3,5-Tetrachlorobenzene	400 ug/mL
							1,2,4-Trichlorobenzene	400 ug/mL
							1,2-Dichlorobenzene	400 ug/mL
							1,2-Dinitrobenzene	400 ug/mL
							1,3,5-Trichlorobenzene	400 ug/mL
							1,3-Dichlorobenzene	400 ug/mL
							2,4-Dinitrotoluene	400 ug/mL
							2,6-Dinitrotoluene	400 ug/mL
							2-Chloronaphthalene	400 ug/mL
							2-Fluorobiphenyl (Surr)	400 ug/mL
							3-Chloropropionitrile	400 ug/mL
							4-Bromophenyl phenyl ether	400 ug/mL
							4-Chlorophenyl phenyl ether	400 ug/mL
							Benzaldehyde	400 ug/mL
							bis (2-chloroisopropyl) ether	400 ug/mL
							Bis(2-chloroethoxy)methane	400 ug/mL
							Bis(2-chloroethyl)ether	400 ug/mL
							Hexachlorobenzene	400 ug/mL
							Hexachlorobutadiene	400 ug/mL
							Hexachlorocyclopentadiene	400 ug/mL
							Hexachloroethane	400 ug/mL
							Malononitrile	400 ug/mL
							Nitrobenzene	400 ug/mL
							Nitrobenzene-d5 (Surr)	400 ug/mL
							Terphenyl-d14 (Surr)	400 ug/mL
SMTCL L5 W_00007	04/30/13	09/10/12	MECL2, Lot 0000001289	2 mL	SMIS80PPMW_00006	100 uL	1,4-Dichlorobenzene-d4	4 ug/mL
							Acenaphthene-d10	4 ug/mL
							Chrysene-d12	4 ug/mL
							Naphthalene-d8	4 ug/mL
							Perylene-d12	4 ug/mL
							Phenanthrene-d10	4 ug/mL
					SMSUP ST_00003	100 uL	2,4-Dinitrophenol	10 ug/mL
							Benzoic acid	10 ug/mL
							Pentachlorophenol	10 ug/mL
					SMTCL DPH ST_00003	100 uL	1,4-Dichlorobenzene	5 ug/mL
							1,4-Dioxane	5 ug/mL
							2,3,5,6-Tetrachlorophenol	5 ug/mL
							2,4,5-Trichlorophenol	5 ug/mL

REAGENT TRACEABILITY SUMMARY

Lab Name: TestAmerica Canton Job No.: 240-21987-1

SDG No.:

Reagent ID	Exp Date	Prep Date	Dilutant Used	Reagent Final Volume	Parent Reagent		Analyte	Concentration
					Reagent ID	Volume Added		
							2,4,6-Tribromophenol (Surr)	5 ug/mL
							2,4,6-Trichlorophenol	5 ug/mL
							2,4-Dichlorophenol	5 ug/mL
							2,4-Dimethylphenol	5 ug/mL
							2,4-Dinitrophenol	10 ug/mL
							2-Chlorophenol	5 ug/mL
							2-Fluorophenol (Surr)	5 ug/mL
							2-Methylphenol	5 ug/mL
							2-Nitrophenol	5 ug/mL
							3 & 4 Methylphenol	5 ug/mL
							4,6-Dinitro-2-methylphenol	5 ug/mL
							4-Chloro-3-methylphenol	5 ug/mL
							4-Nitrophenol	5 ug/mL
							Benzoic acid	10 ug/mL
							Benzyl alcohol	5 ug/mL
							Pentachlorophenol	10 ug/mL
							Phenol	5 ug/mL
							Phenol-d5 (Surr)	5 ug/mL
							2,4-Toluene diamine	5 ug/mL
							2-Nitroaniline	5 ug/mL
							3,3'-Dichlorobenzidine	5 ug/mL
							3,3'-Dimethoxybenzidine	5 ug/mL
							3-Nitroaniline	5 ug/mL
							4,4'-Methylene bis(2-chloroaniline)	5 ug/mL
							4-Chloroaniline	5 ug/mL
							4-Nitroaniline	5 ug/mL
							Aniline	5 ug/mL
							Atrazine	5 ug/mL
							Benzidine	5 ug/mL
							N-Nitrosodi-n-propylamine	5 ug/mL
							N-Nitrosodimethylamine	5 ug/mL
							N-Nitrosodiphenylamine	5 ug/mL
							Pyridine	5 ug/mL
							1,1'-Biphenyl	5 ug/mL
							1,2-Diphenylhydrazine	5 ug/mL
							1-Methylnaphthalene	5 ug/mL
							2-Methylnaphthalene	5 ug/mL
							Acenaphthene	5 ug/mL
							Acenaphthylene	5 ug/mL
							Acetophenone	5 ug/mL
							Anthracene	5 ug/mL
							Azobenzene	5 ug/mL
							Benzo[a]anthracene	5 ug/mL
							Benzo[a]pyrene	5 ug/mL
							Benzo[b]fluoranthene	5 ug/mL
							Benzo[g,h,i]perylene	5 ug/mL
							Benzo[k]fluoranthene	5 ug/mL

REAGENT TRACEABILITY SUMMARY

Lab Name: TestAmerica Canton Job No.: 240-21987-1

SDG No.:

Reagent ID	Exp Date	Prep Date	Dilutant Used	Reagent Final Volume	Parent Reagent		Analyte	Concentration
					Reagent ID	Volume Added		
							Bis(2-ethylhexyl) phthalate	5 ug/mL
							Butyl benzyl phthalate	5 ug/mL
							Caprolactam	5 ug/mL
							Carbazole	5 ug/mL
							Chrysene	5 ug/mL
							Di-n-butyl phthalate	5 ug/mL
							Di-n-octyl phthalate	5 ug/mL
							Dibenz(a,h)anthracene	5 ug/mL
							Dibenzofuran	5 ug/mL
							Diethyl phthalate	5 ug/mL
							Dimethyl phthalate	5 ug/mL
							Ethyl methacrylate	5 ug/mL
							Fluoranthene	5 ug/mL
							Fluorene	5 ug/mL
							Indeno[1,2,3-cd]pyrene	5 ug/mL
							Isophorone	5 ug/mL
							Naphthalene	5 ug/mL
							Phenanthrene	5 ug/mL
							Pyrene	5 ug/mL
							1,2,3,5-Tetrachlorobenzene	5 ug/mL
							1,2,4-Trichlorobenzene	5 ug/mL
							1,2-Dichlorobenzene	5 ug/mL
							1,2-Dinitrobenzene	5 ug/mL
							1,3,5-Trichlorobenzene	5 ug/mL
							1,3-Dichlorobenzene	5 ug/mL
							2,4-Dinitrotoluene	5 ug/mL
							2,6-Dinitrotoluene	5 ug/mL
							2-Chloronaphthalene	5 ug/mL
							2-Fluorobiphenyl (Surr)	5 ug/mL
							3-Chloropropionitrile	5 ug/mL
							4-Bromophenyl phenyl ether	5 ug/mL
							4-Chlorophenyl phenyl ether	5 ug/mL
							Benzaldehyde	5 ug/mL
							bis (2-chloroisopropyl) ether	5 ug/mL
							Bis(2-chloroethoxy)methane	5 ug/mL
							Bis(2-chloroethyl)ether	5 ug/mL
							Hexachlorobenzene	5 ug/mL
							Hexachlorobutadiene	5 ug/mL
							Hexachlorocyclopentadiene	5 ug/mL
							Hexachloroethane	5 ug/mL
							Malononitrile	5 ug/mL
							Nitrobenzene	5 ug/mL
							Nitrobenzene-d5 (Surr)	5 ug/mL
							Terphenyl-d14 (Surr)	5 ug/mL
.SMIS80PPMW_00006	09/11/13	09/10/12	MECL2, Lot 0000001289	50 mL	SMIS_00004	1 mL	1,4-Dichlorobenzene-d4	80 ug/mL
							Acenaphthene-d10	80 ug/mL
							Chrysene-d12	80 ug/mL
							Naphthalene-d8	80 ug/mL

REAGENT TRACEABILITY SUMMARY

Lab Name: TestAmerica Canton Job No.: 240-21987-1

SDG No.:

Reagent ID	Exp Date	Prep Date	Dilutant Used	Reagent Final Volume	Parent Reagent		Analyte	Concentration
					Reagent ID	Volume Added		
							Perylene-d12	80 ug/mL
							Phenanthrene-d10	80 ug/mL
..SMIS_00004	06/30/14	UltraScientific, Lot CH-1761			(Purchased Reagent)		1,4-Dichlorobenzene-d4	4000 ug/mL
							Acenaphthene-d10	4000 ug/mL
							Chrysene-d12	4000 ug/mL
							Naphthalene-d8	4000 ug/mL
							Perylene-d12	4000 ug/mL
							Phenanthrene-d10	4000 ug/mL
.SMSUP ST_00003	09/10/13	09/10/12	MECL2, Lot 0000001289	10 mL	SMACIDSUP1_00003	200 uL	2,4-Dinitrophenol	100 ug/mL
					SMACIDSUP2_00003	500 uL	Benzoic acid	100 ug/mL
					SMACIDSUP3_00003	500 uL	Pentachlorophenol	100 ug/mL
..SMACIDSUP1_00003	04/10/17	Absolute Standard, Lot B7040078			(Purchased Reagent)		2,4-Dinitrophenol	5000 ug/mL
..SMACIDSUP2_00003	06/07/21	Absolute Standards, Lot 211061093			(Purchased Reagent)		Benzoic acid	2000 ug/mL
..SMACIDSUP3_00003	04/01/21	Absolute Standards, Lot 211041014			(Purchased Reagent)		Pentachlorophenol	2000 ug/mL
.SMTCL DPH ST_00003	04/30/13	09/10/12	MECL2, Lot 0000001289	8 mL	SM8270TCL1_00003	2 mL	1,4-Dichlorobenzene	100 ug/mL
							1,4-Dioxane	100 ug/mL
							2,3,5,6-Tetrachlorophenol	100 ug/mL
							2,4,5-Trichlorophenol	100 ug/mL
							2,4,6-Tribromophenol (Surr)	100 ug/mL
							2,4,6-Trichlorophenol	100 ug/mL
							2,4-Dichlorophenol	100 ug/mL
							2,4-Dimethylphenol	100 ug/mL
							2,4-Dinitrophenol	100 ug/mL
							2-Chlorophenol	100 ug/mL
							2-Fluorophenol (Surr)	100 ug/mL
							2-Methylphenol	100 ug/mL
							2-Nitrophenol	100 ug/mL
							3 & 4 Methylphenol	100 ug/mL
							4,6-Dinitro-2-methylphenol	100 ug/mL
							4-Chloro-3-methylphenol	100 ug/mL
							4-Nitrophenol	100 ug/mL
							Benzoic acid	100 ug/mL
							Benzyl alcohol	100 ug/mL
							Pentachlorophenol	100 ug/mL
							Phenol	100 ug/mL
							Phenol-d5 (Surr)	100 ug/mL
					SM8270TCL2_00003	2 mL	2,4-Toluene diamine	100 ug/mL
							2-Nitroaniline	100 ug/mL
							3,3'-Dichlorobenzidine	100 ug/mL
							3,3'-Dimethoxybenzidine	100 ug/mL
							3-Nitroaniline	100 ug/mL
							4,4'-Methylene bis(2-chloroaniline)	100 ug/mL
							4-Chloroaniline	100 ug/mL
							4-Nitroaniline	100 ug/mL
							Aniline	100 ug/mL
							Atrazine	100 ug/mL
							Benzidine	100 ug/mL

REAGENT TRACEABILITY SUMMARY

Lab Name: TestAmerica Canton Job No.: 240-21987-1

SDG No.:

Reagent ID	Exp Date	Prep Date	Dilutant Used	Reagent Final Volume	Parent Reagent		Analyte	Concentration
					Reagent ID	Volume Added		
							N-Nitrosodi-n-propylamine	100 ug/mL
							N-Nitrosodimethylamine	100 ug/mL
							N-Nitrosodiphenylamine	100 ug/mL
							Pyridine	100 ug/mL
					SM8270TCL3DPH_00002	2 mL	1,1'-Biphenyl	100 ug/mL
							1,2-Diphenylhydrazine	100 ug/mL
							1-Methylnaphthalene	100 ug/mL
							2-Methylnaphthalene	100 ug/mL
							Acenaphthene	100 ug/mL
							Acenaphthylene	100 ug/mL
							Acetophenone	100 ug/mL
							Anthracene	100 ug/mL
							Azobenzene	100 ug/mL
							Benzo[a]anthracene	100 ug/mL
							Benzo[a]pyrene	100 ug/mL
							Benzo[b]fluoranthene	100 ug/mL
							Benzo[g,h,i]perylene	100 ug/mL
							Benzo[k]fluoranthene	100 ug/mL
							Bis(2-ethylhexyl) phthalate	100 ug/mL
							Butyl benzyl phthalate	100 ug/mL
							Caprolactam	100 ug/mL
							Carbazole	100 ug/mL
							Chrysene	100 ug/mL
							Di-n-butyl phthalate	100 ug/mL
							Di-n-octyl phthalate	100 ug/mL
							Dibenz(a,h)anthracene	100 ug/mL
							Dibenzofuran	100 ug/mL
							Diethyl phthalate	100 ug/mL
							Dimethyl phthalate	100 ug/mL
							Ethyl methacrylate	100 ug/mL
							Fluoranthene	100 ug/mL
							Fluorene	100 ug/mL
							Indeno[1,2,3-cd]pyrene	100 ug/mL
							Isophorone	100 ug/mL
							Naphthalene	100 ug/mL
							Phenanthrene	100 ug/mL
							Pyrene	100 ug/mL
					SM8270TCL4_00004	2 mL	1,2,3,5-Tetrachlorobenzene	100 ug/mL
							1,2,4-Trichlorobenzene	100 ug/mL
							1,2-Dichlorobenzene	100 ug/mL
							1,2-Dinitrobenzene	100 ug/mL
							1,3,5-Trichlorobenzene	100 ug/mL
							1,3-Dichlorobenzene	100 ug/mL
							2,4-Dinitrotoluene	100 ug/mL
							2,6-Dinitrotoluene	100 ug/mL
							2-Chloronaphthalene	100 ug/mL
							2-Fluorobiphenyl (Surr)	100 ug/mL
							3-Chloropropionitrile	100 ug/mL

REAGENT TRACEABILITY SUMMARY

Lab Name: TestAmerica Canton Job No.: 240-21987-1

SDG No.:

Reagent ID	Exp Date	Prep Date	Dilutant Used	Reagent Final Volume	Parent Reagent		Analyte	Concentration
					Reagent ID	Volume Added		
							4-Bromophenyl phenyl ether	100 ug/mL
							4-Chlorophenyl phenyl ether	100 ug/mL
							Benzaldehyde	100 ug/mL
							bis (2-chloroisopropyl) ether	100 ug/mL
							Bis(2-chloroethoxy)methane	100 ug/mL
							Bis(2-chloroethyl)ether	100 ug/mL
							Hexachlorobenzene	100 ug/mL
							Hexachlorobutadiene	100 ug/mL
							Hexachlorocyclopentadiene	100 ug/mL
							Hexachloroethane	100 ug/mL
							Malononitrile	100 ug/mL
							Nitrobenzene	100 ug/mL
							Nitrobenzene-d5 (Surr)	100 ug/mL
							Terphenyl-d14 (Surr)	100 ug/mL
..SM8270TCL1_00003	05/31/16	RESTEK, Lot A081795			(Purchased Reagent)		1,4-Dichlorobenzene	400 ug/mL
							1,4-Dioxane	400 ug/mL
							2,3,5,6-Tetrachlorophenol	400 ug/mL
							2,4,5-Trichlorophenol	400 ug/mL
							2,4,6-Tribromophenol (Surr)	400 ug/mL
							2,4,6-Trichlorophenol	400 ug/mL
							2,4-Dichlorophenol	400 ug/mL
							2,4-Dimethylphenol	400 ug/mL
							2,4-Dinitrophenol	400 ug/mL
							2-Chlorophenol	400 ug/mL
							2-Fluorophenol (Surr)	400 ug/mL
							2-Methylphenol	400 ug/mL
							2-Nitrophenol	400 ug/mL
							3 & 4 Methylphenol	400 ug/mL
							4,6-Dinitro-2-methylphenol	400 ug/mL
							4-Chloro-3-methylphenol	400 ug/mL
							4-Nitrophenol	400 ug/mL
							Benzoic acid	400 ug/mL
							Benzyl alcohol	400 ug/mL
							Pentachlorophenol	400 ug/mL
							Phenol	400 ug/mL
							Phenol-d5 (Surr)	400 ug/mL
..SM8270TCL2_00003	04/30/13	RESTEK, Lot A081245			(Purchased Reagent)		2,4-Toluene diamine	400 ug/mL
							2-Nitroaniline	400 ug/mL
							3,3'-Dichlorobenzidine	400 ug/mL
							3,3'-Dimethoxybenzidine	400 ug/mL
							3-Nitroaniline	400 ug/mL
							4,4'-Methylene bis(2-chloroaniline)	400 ug/mL
							4-Chloroaniline	400 ug/mL
							4-Nitroaniline	400 ug/mL
							Aniline	400 ug/mL
							Atrazine	400 ug/mL
							Benzidine	400 ug/mL

REAGENT TRACEABILITY SUMMARY

Lab Name: TestAmerica Canton Job No.: 240-21987-1

SDG No.:

Reagent ID	Exp Date	Prep Date	Dilutant Used	Reagent Final Volume	Parent Reagent		Analyte	Concentration
					Reagent ID	Volume Added		
							N-Nitrosodi-n-propylamine	400 ug/mL
							N-Nitrosodimethylamine	400 ug/mL
							N-Nitrosodiphenylamine	400 ug/mL
							Pyridine	400 ug/mL
..SM8270TCL3DPH_00002	12/31/14	Restek, Lot A083779			(Purchased Reagent)		1,1'-Biphenyl	400 ug/mL
							1,2-Diphenylhydrazine	400 ug/mL
							1-Methylnaphthalene	400 ug/mL
							2-Methylnaphthalene	400 ug/mL
							Acenaphthene	400 ug/mL
							Acenaphthylene	400 ug/mL
							Acetophenone	400 ug/mL
							Anthracene	400 ug/mL
							Azobenzene	400 ug/mL
							Benzo[a]anthracene	400 ug/mL
							Benzo[a]pyrene	400 ug/mL
							Benzo[b]fluoranthene	400 ug/mL
							Benzo[g,h,i]perylene	400 ug/mL
							Benzo[k]fluoranthene	400 ug/mL
							Bis(2-ethylhexyl) phthalate	400 ug/mL
							Butyl benzyl phthalate	400 ug/mL
							Caprolactam	400 ug/mL
							Carbazole	400 ug/mL
							Chrysene	400 ug/mL
							Di-n-butyl phthalate	400 ug/mL
							Di-n-octyl phthalate	400 ug/mL
							Dibenz(a,h)anthracene	400 ug/mL
							Dibenzofuran	400 ug/mL
							Diethyl phthalate	400 ug/mL
							Dimethyl phthalate	400 ug/mL
							Ethyl methacrylate	400 ug/mL
							Fluoranthene	400 ug/mL
							Fluorene	400 ug/mL
							Indeno[1,2,3-cd]pyrene	400 ug/mL
							Isophorone	400 ug/mL
							Naphthalene	400 ug/mL
							Phenanthrene	400 ug/mL
							Pyrene	400 ug/mL
..SM8270TCL4_00004	05/31/14	Restek, Lot A081933			(Purchased Reagent)		1,2,3,5-Tetrachlorobenzene	400 ug/mL
							1,2,4-Trichlorobenzene	400 ug/mL
							1,2-Dichlorobenzene	400 ug/mL
							1,2-Dinitrobenzene	400 ug/mL
							1,3,5-Trichlorobenzene	400 ug/mL
							1,3-Dichlorobenzene	400 ug/mL
							2,4-Dinitrotoluene	400 ug/mL
							2,6-Dinitrotoluene	400 ug/mL
							2-Chloronaphthalene	400 ug/mL
							2-Fluorobiphenyl (Surr)	400 ug/mL
							3-Chloropropionitrile	400 ug/mL

REAGENT TRACEABILITY SUMMARY

Lab Name: TestAmerica Canton Job No.: 240-21987-1

SDG No.:

Reagent ID	Exp Date	Prep Date	Dilutant Used	Reagent Final Volume	Parent Reagent		Analyte	Concentration
					Reagent ID	Volume Added		
							4-Bromophenyl phenyl ether	400 ug/mL
							4-Chlorophenyl phenyl ether	400 ug/mL
							Benzaldehyde	400 ug/mL
							bis (2-chloroisopropyl) ether	400 ug/mL
							Bis(2-chloroethoxy)methane	400 ug/mL
							Bis(2-chloroethyl)ether	400 ug/mL
							Hexachlorobenzene	400 ug/mL
							Hexachlorobutadiene	400 ug/mL
							Hexachlorocyclopentadiene	400 ug/mL
							Hexachloroethane	400 ug/mL
							Malononitrile	400 ug/mL
							Nitrobenzene	400 ug/mL
							Nitrobenzene-d5 (Surr)	400 ug/mL
							Terphenyl-d14 (Surr)	400 ug/mL
SMTCL L6 W_00007	04/30/13	09/10/12	MECL2, Lot 0000001289	2 mL	SMIS80PPMW_00006	100 uL	1,4-Dichlorobenzene-d4	4 ug/mL
							Acenaphthene-d10	4 ug/mL
							Chrysene-d12	4 ug/mL
							Naphthalene-d8	4 ug/mL
							Perylene-d12	4 ug/mL
							Phenanthrene-d10	4 ug/mL
					SMSUP ST_00003	200 uL	2,4-Dinitrophenol	20 ug/mL
							Benzoic acid	20 ug/mL
							Pentachlorophenol	20 ug/mL
					SMTCL DPH ST_00003	200 uL	1,4-Dichlorobenzene	10 ug/mL
							1,4-Dioxane	10 ug/mL
							2,3,5,6-Tetrachlorophenol	10 ug/mL
							2,4,5-Trichlorophenol	10 ug/mL
							2,4,6-Tribromophenol (Surr)	10 ug/mL
							2,4,6-Trichlorophenol	10 ug/mL
							2,4-Dichlorophenol	10 ug/mL
							2,4-Dimethylphenol	10 ug/mL
							2,4-Dinitrophenol	20 ug/mL
							2-Chlorophenol	10 ug/mL
							2-Fluorophenol (Surr)	10 ug/mL
							2-Methylphenol	10 ug/mL
							2-Nitrophenol	10 ug/mL
							3 & 4 Methylphenol	10 ug/mL
							4,6-Dinitro-2-methylphenol	10 ug/mL
							4-Chloro-3-methylphenol	10 ug/mL
							4-Nitrophenol	10 ug/mL
							Benzoic acid	20 ug/mL
							Benzyl alcohol	10 ug/mL
							Pentachlorophenol	20 ug/mL
							Phenol	10 ug/mL
							Phenol-d5 (Surr)	10 ug/mL
							2,4-Toluene diamine	10 ug/mL
							2-Nitroaniline	10 ug/mL

REAGENT TRACEABILITY SUMMARY

Lab Name: TestAmerica Canton Job No.: 240-21987-1

SDG No.:

Reagent ID	Exp Date	Prep Date	Dilutant Used	Reagent Final Volume	Parent Reagent		Analyte	Concentration
					Reagent ID	Volume Added		
							3,3'-Dichlorobenzidine	10 ug/mL
							3,3'-Dimethoxybenzidine	10 ug/mL
							3-Nitroaniline	10 ug/mL
							4,4'-Methylene bis(2-chloroaniline)	10 ug/mL
							4-Chloroaniline	10 ug/mL
							4-Nitroaniline	10 ug/mL
							Aniline	10 ug/mL
							Atrazine	10 ug/mL
							Benzidine	10 ug/mL
							N-Nitrosodi-n-propylamine	10 ug/mL
							N-Nitrosodimethylamine	10 ug/mL
							N-Nitrosodiphenylamine	10 ug/mL
							Pyridine	10 ug/mL
							1,1'-Biphenyl	10 ug/mL
							1,2-Diphenylhydrazine	10 ug/mL
							1-Methylnaphthalene	10 ug/mL
							2-Methylnaphthalene	10 ug/mL
							Acenaphthene	10 ug/mL
							Acenaphthylene	10 ug/mL
							Acetophenone	10 ug/mL
							Anthracene	10 ug/mL
							Azobenzene	10 ug/mL
							Benzo[a]anthracene	10 ug/mL
							Benzo[a]pyrene	10 ug/mL
							Benzo[b]fluoranthene	10 ug/mL
							Benzo[g,h,i]perylene	10 ug/mL
							Benzo[k]fluoranthene	10 ug/mL
							Bis(2-ethylhexyl) phthalate	10 ug/mL
							Butyl benzyl phthalate	10 ug/mL
							Caprolactam	10 ug/mL
							Carbazole	10 ug/mL
							Chrysene	10 ug/mL
							Di-n-butyl phthalate	10 ug/mL
							Di-n-octyl phthalate	10 ug/mL
							Dibenz(a,h)anthracene	10 ug/mL
							Dibenzofuran	10 ug/mL
							Diethyl phthalate	10 ug/mL
							Dimethyl phthalate	10 ug/mL
							Ethyl methacrylate	10 ug/mL
							Fluoranthene	10 ug/mL
							Fluorene	10 ug/mL
							Indeno[1,2,3-cd]pyrene	10 ug/mL
							Isophorone	10 ug/mL
							Naphthalene	10 ug/mL
							Phenanthrene	10 ug/mL
							Pyrene	10 ug/mL
							1,2,3,5-Tetrachlorobenzene	10 ug/mL

REAGENT TRACEABILITY SUMMARY

Lab Name: TestAmerica Canton Job No.: 240-21987-1

SDG No.:

Reagent ID	Exp Date	Prep Date	Dilutant Used	Reagent Final Volume	Parent Reagent		Analyte	Concentration
					Reagent ID	Volume Added		
							1,2,4-Trichlorobenzene	10 ug/mL
							1,2-Dichlorobenzene	10 ug/mL
							1,2-Dinitrobenzene	10 ug/mL
							1,3,5-Trichlorobenzene	10 ug/mL
							1,3-Dichlorobenzene	10 ug/mL
							2,4-Dinitrotoluene	10 ug/mL
							2,6-Dinitrotoluene	10 ug/mL
							2-Chloronaphthalene	10 ug/mL
							2-Fluorobiphenyl (Surr)	10 ug/mL
							3-Chloropropionitrile	10 ug/mL
							4-Bromophenyl phenyl ether	10 ug/mL
							4-Chlorophenyl phenyl ether	10 ug/mL
							Benzaldehyde	10 ug/mL
							bis (2-chloroisopropyl) ether	10 ug/mL
							Bis(2-chloroethoxy)methane	10 ug/mL
							Bis(2-chloroethyl)ether	10 ug/mL
							Hexachlorobenzene	10 ug/mL
							Hexachlorobutadiene	10 ug/mL
							Hexachlorocyclopentadiene	10 ug/mL
							Hexachloroethane	10 ug/mL
							Malononitrile	10 ug/mL
							Nitrobenzene	10 ug/mL
							Nitrobenzene-d5 (Surr)	10 ug/mL
							Terphenyl-d14 (Surr)	10 ug/mL
.SMIS80PPMW_00006	09/11/13	09/10/12	MECL2, Lot 0000001289	50 mL	SMIS_00004	1 mL	1,4-Dichlorobenzene-d4	80 ug/mL
							Acenaphthene-d10	80 ug/mL
							Chrysene-d12	80 ug/mL
							Naphthalene-d8	80 ug/mL
							Perylene-d12	80 ug/mL
							Phenanthrene-d10	80 ug/mL
..SMIS_00004	06/30/14	UltraScientific, Lot CH-1761			(Purchased Reagent)		1,4-Dichlorobenzene-d4	4000 ug/mL
							Acenaphthene-d10	4000 ug/mL
							Chrysene-d12	4000 ug/mL
							Naphthalene-d8	4000 ug/mL
							Perylene-d12	4000 ug/mL
							Phenanthrene-d10	4000 ug/mL
.SMSUP ST_00003	09/10/13	09/10/12	MECL2, Lot 0000001289	10 mL	SMACIDSUP1_00003	200 uL	2,4-Dinitrophenol	100 ug/mL
					SMACIDSUP2_00003	500 uL	Benzoic acid	100 ug/mL
					SMACIDSUP3_00003	500 uL	Pentachlorophenol	100 ug/mL
..SMACIDSUP1_00003	04/10/17	Absolute Standard, Lot B7040078			(Purchased Reagent)		2,4-Dinitrophenol	5000 ug/mL
..SMACIDSUP2_00003	06/07/21	Absolute Standards, Lot 211061093			(Purchased Reagent)		Benzoic acid	2000 ug/mL
..SMACIDSUP3_00003	04/01/21	Absolute Standards, Lot 211041014			(Purchased Reagent)		Pentachlorophenol	2000 ug/mL
.SMTCL DPH ST_00003	04/30/13	09/10/12	MECL2, Lot 0000001289	8 mL	SM8270TCL1_00003	2 mL	1,4-Dichlorobenzene	100 ug/mL
							1,4-Dioxane	100 ug/mL
							2,3,5,6-Tetrachlorophenol	100 ug/mL
							2,4,5-Trichlorophenol	100 ug/mL
							2,4,6-Tribromophenol (Surr)	100 ug/mL
							2,4,6-Trichlorophenol	100 ug/mL

REAGENT TRACEABILITY SUMMARY

Lab Name: TestAmerica Canton Job No.: 240-21987-1

SDG No.:

Reagent ID	Exp Date	Prep Date	Dilutant Used	Reagent Final Volume	Parent Reagent		Analyte	Concentration
					Reagent ID	Volume Added		
							2,4-Dichlorophenol	100 ug/mL
							2,4-Dimethylphenol	100 ug/mL
							2,4-Dinitrophenol	100 ug/mL
							2-Chlorophenol	100 ug/mL
							2-Fluorophenol (Surr)	100 ug/mL
							2-Methylphenol	100 ug/mL
							2-Nitrophenol	100 ug/mL
							3 & 4 Methylphenol	100 ug/mL
							4,6-Dinitro-2-methylphenol	100 ug/mL
							4-Chloro-3-methylphenol	100 ug/mL
							4-Nitrophenol	100 ug/mL
							Benzoic acid	100 ug/mL
							Benzyl alcohol	100 ug/mL
							Pentachlorophenol	100 ug/mL
							Phenol	100 ug/mL
							Phenol-d5 (Surr)	100 ug/mL
					SM8270TCL2_00003	2 mL	2,4-Toluene diamine	100 ug/mL
							2-Nitroaniline	100 ug/mL
							3,3'-Dichlorobenzidine	100 ug/mL
							3,3'-Dimethoxybenzidine	100 ug/mL
							3-Nitroaniline	100 ug/mL
							4,4'-Methylene bis(2-chloroaniline)	100 ug/mL
							4-Chloroaniline	100 ug/mL
							4-Nitroaniline	100 ug/mL
							Aniline	100 ug/mL
							Atrazine	100 ug/mL
							Benzidine	100 ug/mL
							N-Nitrosodi-n-propylamine	100 ug/mL
							N-Nitrosodimethylamine	100 ug/mL
							N-Nitrosodiphenylamine	100 ug/mL
							Pyridine	100 ug/mL
					SM8270TCL3DPH_00002	2 mL	1,1'-Biphenyl	100 ug/mL
							1,2-Diphenylhydrazine	100 ug/mL
							1-Methylnaphthalene	100 ug/mL
							2-Methylnaphthalene	100 ug/mL
							Acenaphthene	100 ug/mL
							Acenaphthylene	100 ug/mL
							Acetophenone	100 ug/mL
							Anthracene	100 ug/mL
							Azobenzene	100 ug/mL
							Benzo[a]anthracene	100 ug/mL
							Benzo[a]pyrene	100 ug/mL
							Benzo[b]fluoranthene	100 ug/mL
							Benzo[g,h,i]perylene	100 ug/mL
							Benzo[k]fluoranthene	100 ug/mL
							Bis(2-ethylhexyl) phthalate	100 ug/mL
							Butyl benzyl phthalate	100 ug/mL

REAGENT TRACEABILITY SUMMARY

Lab Name: TestAmerica Canton Job No.: 240-21987-1

SDG No.:

Reagent ID	Exp Date	Prep Date	Dilutant Used	Reagent Final Volume	Parent Reagent		Analyte	Concentration
					Reagent ID	Volume Added		
							Caprolactam	100 ug/mL
							Carbazole	100 ug/mL
							Chrysene	100 ug/mL
							Di-n-butyl phthalate	100 ug/mL
							Di-n-octyl phthalate	100 ug/mL
							Dibenz(a,h)anthracene	100 ug/mL
							Dibenzofuran	100 ug/mL
							Diethyl phthalate	100 ug/mL
							Dimethyl phthalate	100 ug/mL
							Ethyl methacrylate	100 ug/mL
							Fluoranthene	100 ug/mL
							Fluorene	100 ug/mL
							Indeno[1,2,3-cd]pyrene	100 ug/mL
							Isophorone	100 ug/mL
							Naphthalene	100 ug/mL
							Phenanthrene	100 ug/mL
							Pyrene	100 ug/mL
					SM8270TCL4_00004	2 mL	1,2,3,5-Tetrachlorobenzene	100 ug/mL
							1,2,4-Trichlorobenzene	100 ug/mL
							1,2-Dichlorobenzene	100 ug/mL
							1,2-Dinitrobenzene	100 ug/mL
							1,3,5-Trichlorobenzene	100 ug/mL
							1,3-Dichlorobenzene	100 ug/mL
							2,4-Dinitrotoluene	100 ug/mL
							2,6-Dinitrotoluene	100 ug/mL
							2-Chloronaphthalene	100 ug/mL
							2-Fluorobiphenyl (Surr)	100 ug/mL
							3-Chloropropionitrile	100 ug/mL
							4-Bromophenyl phenyl ether	100 ug/mL
							4-Chlorophenyl phenyl ether	100 ug/mL
							Benzaldehyde	100 ug/mL
							bis (2-chloroisopropyl) ether	100 ug/mL
							Bis(2-chloroethoxy)methane	100 ug/mL
							Bis(2-chloroethyl)ether	100 ug/mL
							Hexachlorobenzene	100 ug/mL
							Hexachlorobutadiene	100 ug/mL
							Hexachlorocyclopentadiene	100 ug/mL
							Hexachloroethane	100 ug/mL
							Malononitrile	100 ug/mL
							Nitrobenzene	100 ug/mL
							Nitrobenzene-d5 (Surr)	100 ug/mL
							Terphenyl-d14 (Surr)	100 ug/mL
..SM8270TCL1_00003	05/31/16		RESTEK, Lot A081795		(Purchased Reagent)		1,4-Dichlorobenzene	400 ug/mL
							1,4-Dioxane	400 ug/mL
							2,3,5,6-Tetrachlorophenol	400 ug/mL
							2,4,5-Trichlorophenol	400 ug/mL
							2,4,6-Tribromophenol (Surr)	400 ug/mL
							2,4,6-Trichlorophenol	400 ug/mL

REAGENT TRACEABILITY SUMMARY

Lab Name: TestAmerica Canton Job No.: 240-21987-1

SDG No.:

Reagent ID	Exp Date	Prep Date	Dilutant Used	Reagent Final Volume	Parent Reagent		Analyte	Concentration
					Reagent ID	Volume Added		
							2,4-Dichlorophenol	400 ug/mL
							2,4-Dimethylphenol	400 ug/mL
							2,4-Dinitrophenol	400 ug/mL
							2-Chlorophenol	400 ug/mL
							2-Fluorophenol (Surr)	400 ug/mL
							2-Methylphenol	400 ug/mL
							2-Nitrophenol	400 ug/mL
							3 & 4 Methylphenol	400 ug/mL
							4,6-Dinitro-2-methylphenol	400 ug/mL
							4-Chloro-3-methylphenol	400 ug/mL
							4-Nitrophenol	400 ug/mL
							Benzoic acid	400 ug/mL
							Benzyl alcohol	400 ug/mL
							Pentachlorophenol	400 ug/mL
							Phenol	400 ug/mL
							Phenol-d5 (Surr)	400 ug/mL
..SM8270TCL2_00003	04/30/13		RESTEK, Lot A081245		(Purchased Reagent)		2,4-Toluene diamine	400 ug/mL
							2-Nitroaniline	400 ug/mL
							3,3'-Dichlorobenzidine	400 ug/mL
							3,3'-Dimethoxybenzidine	400 ug/mL
							3-Nitroaniline	400 ug/mL
							4,4'-Methylene bis(2-chloroaniline)	400 ug/mL
							4-Chloroaniline	400 ug/mL
							4-Nitroaniline	400 ug/mL
							Aniline	400 ug/mL
							Atrazine	400 ug/mL
							Benzidine	400 ug/mL
							N-Nitrosodi-n-propylamine	400 ug/mL
							N-Nitrosodimethylamine	400 ug/mL
							N-Nitrosodiphenylamine	400 ug/mL
							Pyridine	400 ug/mL
..SM8270TCL3DPH_00002	12/31/14		Restek, Lot A083779		(Purchased Reagent)		1,1'-Biphenyl	400 ug/mL
							1,2-Diphenylhydrazine	400 ug/mL
							1-Methylnaphthalene	400 ug/mL
							2-Methylnaphthalene	400 ug/mL
							Acenaphthene	400 ug/mL
							Acenaphthylene	400 ug/mL
							Acetophenone	400 ug/mL
							Anthracene	400 ug/mL
							Azobenzene	400 ug/mL
							Benzo[a]anthracene	400 ug/mL
							Benzo[a]pyrene	400 ug/mL
							Benzo[b]fluoranthene	400 ug/mL
							Benzo[g,h,i]perylene	400 ug/mL
							Benzo[k]fluoranthene	400 ug/mL
							Bis(2-ethylhexyl) phthalate	400 ug/mL
							Butyl benzyl phthalate	400 ug/mL

REAGENT TRACEABILITY SUMMARY

Lab Name: TestAmerica Canton Job No.: 240-21987-1

SDG No.:

Reagent ID	Exp Date	Prep Date	Dilutant Used	Reagent Final Volume	Parent Reagent		Analyte	Concentration
					Reagent ID	Volume Added		
							Caprolactam	400 ug/mL
							Carbazole	400 ug/mL
							Chrysene	400 ug/mL
							Di-n-butyl phthalate	400 ug/mL
							Di-n-octyl phthalate	400 ug/mL
							Dibenz(a,h)anthracene	400 ug/mL
							Dibenzofuran	400 ug/mL
							Diethyl phthalate	400 ug/mL
							Dimethyl phthalate	400 ug/mL
							Ethyl methacrylate	400 ug/mL
							Fluoranthene	400 ug/mL
							Fluorene	400 ug/mL
							Indeno[1,2,3-cd]pyrene	400 ug/mL
							Isophorone	400 ug/mL
							Naphthalene	400 ug/mL
							Phenanthrene	400 ug/mL
							Pyrene	400 ug/mL
..SM8270TCL4_00004	05/31/14		Restek, Lot A081933		(Purchased Reagent)		1,2,3,5-Tetrachlorobenzene	400 ug/mL
							1,2,4-Trichlorobenzene	400 ug/mL
							1,2-Dichlorobenzene	400 ug/mL
							1,2-Dinitrobenzene	400 ug/mL
							1,3,5-Trichlorobenzene	400 ug/mL
							1,3-Dichlorobenzene	400 ug/mL
							2,4-Dinitrotoluene	400 ug/mL
							2,6-Dinitrotoluene	400 ug/mL
							2-Chloronaphthalene	400 ug/mL
							2-Fluorobiphenyl (Surr)	400 ug/mL
							3-Chloropropionitrile	400 ug/mL
							4-Bromophenyl phenyl ether	400 ug/mL
							4-Chlorophenyl phenyl ether	400 ug/mL
							Benzaldehyde	400 ug/mL
							bis (2-chloroisopropyl) ether	400 ug/mL
							Bis(2-chloroethoxy)methane	400 ug/mL
							Bis(2-chloroethyl)ether	400 ug/mL
							Hexachlorobenzene	400 ug/mL
							Hexachlorobutadiene	400 ug/mL
							Hexachlorocyclopentadiene	400 ug/mL
							Hexachloroethane	400 ug/mL
							Malononitrile	400 ug/mL
							Nitrobenzene	400 ug/mL
							Nitrobenzene-d5 (Surr)	400 ug/mL
							Terphenyl-d14 (Surr)	400 ug/mL
SMTCL L7 W_00007	04/30/13	09/10/12	MECL2, Lot 0000001289	2 mL	SMIS80PPMW_00006	100 uL	1,4-Dichlorobenzene-d4	4 ug/mL
							Acenaphthene-d10	4 ug/mL
							Chrysene-d12	4 ug/mL
							Naphthalene-d8	4 ug/mL
							Perylene-d12	4 ug/mL

REAGENT TRACEABILITY SUMMARY

Lab Name: TestAmerica Canton Job No.: 240-21987-1

SDG No.:

Reagent ID	Exp Date	Prep Date	Dilutant Used	Reagent Final Volume	Parent Reagent		Analyte	Concentration
					Reagent ID	Volume Added		
							Phenanthrene-d10	4 ug/mL
					SMSUP ST_00003	300 uL	2,4-Dinitrophenol	30 ug/mL
							Benzoic acid	30 ug/mL
							Pentachlorophenol	30 ug/mL
					SMTCL DPH ST_00003	300 uL	1,4-Dichlorobenzene	15 ug/mL
							1,4-Dioxane	15 ug/mL
							2,3,5,6-Tetrachlorophenol	15 ug/mL
							2,4,5-Trichlorophenol	15 ug/mL
							2,4,6-Tribromophenol (Surr)	15 ug/mL
							2,4,6-Trichlorophenol	15 ug/mL
							2,4-Dichlorophenol	15 ug/mL
							2,4-Dimethylphenol	15 ug/mL
							2,4-Dinitrophenol	30 ug/mL
							2-Chlorophenol	15 ug/mL
							2-Fluorophenol (Surr)	15 ug/mL
							2-Methylphenol	15 ug/mL
							2-Nitrophenol	15 ug/mL
							3 & 4 Methylphenol	15 ug/mL
							4,6-Dinitro-2-methylphenol	15 ug/mL
							4-Chloro-3-methylphenol	15 ug/mL
							4-Nitrophenol	15 ug/mL
							Benzoic acid	30 ug/mL
							Benzyl alcohol	15 ug/mL
							Pentachlorophenol	30 ug/mL
							Phenol	15 ug/mL
							Phenol-d5 (Surr)	15 ug/mL
							2,4-Toluene diamine	15 ug/mL
							2-Nitroaniline	15 ug/mL
							3,3'-Dichlorobenzidine	15 ug/mL
							3,3'-Dimethoxybenzidine	15 ug/mL
							3-Nitroaniline	15 ug/mL
							4,4'-Methylene bis(2-chloroaniline)	15 ug/mL
							4-Chloroaniline	15 ug/mL
							4-Nitroaniline	15 ug/mL
							Aniline	15 ug/mL
							Atrazine	15 ug/mL
							Benzidine	15 ug/mL
							N-Nitrosodi-n-propylamine	15 ug/mL
							N-Nitrosodimethylamine	15 ug/mL
							N-Nitrosodiphenylamine	15 ug/mL
							Pyridine	15 ug/mL
							1,1'-Biphenyl	15 ug/mL
							1,2-Diphenylhydrazine	15 ug/mL
							1-Methylnaphthalene	15 ug/mL
							2-Methylnaphthalene	15 ug/mL
							Acenaphthene	15 ug/mL
							Acenaphthylene	15 ug/mL

REAGENT TRACEABILITY SUMMARY

Lab Name: TestAmerica Canton Job No.: 240-21987-1

SDG No.:

Reagent ID	Exp Date	Prep Date	Dilutant Used	Reagent Final Volume	Parent Reagent		Analyte	Concentration
					Reagent ID	Volume Added		
							Acetophenone	15 ug/mL
							Anthracene	15 ug/mL
							Azobenzene	15 ug/mL
							Benzo[a]anthracene	15 ug/mL
							Benzo[a]pyrene	15 ug/mL
							Benzo[b]fluoranthene	15 ug/mL
							Benzo[g,h,i]perylene	15 ug/mL
							Benzo[k]fluoranthene	15 ug/mL
							Bis(2-ethylhexyl) phthalate	15 ug/mL
							Butyl benzyl phthalate	15 ug/mL
							Caprolactam	15 ug/mL
							Carbazole	15 ug/mL
							Chrysene	15 ug/mL
							Di-n-butyl phthalate	15 ug/mL
							Di-n-octyl phthalate	15 ug/mL
							Dibenz(a,h)anthracene	15 ug/mL
							Dibenzofuran	15 ug/mL
							Diethyl phthalate	15 ug/mL
							Dimethyl phthalate	15 ug/mL
							Ethyl methacrylate	15 ug/mL
							Fluoranthene	15 ug/mL
							Fluorene	15 ug/mL
							Indeno[1,2,3-cd]pyrene	15 ug/mL
							Isophorone	15 ug/mL
							Naphthalene	15 ug/mL
							Phenanthrene	15 ug/mL
							Pyrene	15 ug/mL
							1,2,3,5-Tetrachlorobenzene	15 ug/mL
							1,2,4-Trichlorobenzene	15 ug/mL
							1,2-Dichlorobenzene	15 ug/mL
							1,2-Dinitrobenzene	15 ug/mL
							1,3,5-Trichlorobenzene	15 ug/mL
							1,3-Dichlorobenzene	15 ug/mL
							2,4-Dinitrotoluene	15 ug/mL
							2,6-Dinitrotoluene	15 ug/mL
							2-Chloronaphthalene	15 ug/mL
							2-Fluorobiphenyl (Surr)	15 ug/mL
							3-Chloropropionitrile	15 ug/mL
							4-Bromophenyl phenyl ether	15 ug/mL
							4-Chlorophenyl phenyl ether	15 ug/mL
							Benzaldehyde	15 ug/mL
							bis (2-chloroisopropyl) ether	15 ug/mL
							Bis(2-chloroethoxy)methane	15 ug/mL
							Bis(2-chloroethyl)ether	15 ug/mL
							Hexachlorobenzene	15 ug/mL
							Hexachlorobutadiene	15 ug/mL
							Hexachlorocyclopentadiene	15 ug/mL
							Hexachloroethane	15 ug/mL

REAGENT TRACEABILITY SUMMARY

Lab Name: TestAmerica Canton Job No.: 240-21987-1

SDG No.:

Reagent ID	Exp Date	Prep Date	Dilutant Used	Reagent Final Volume	Parent Reagent		Analyte	Concentration
					Reagent ID	Volume Added		
							Malononitrile	15 ug/mL
							Nitrobenzene	15 ug/mL
							Nitrobenzene-d5 (Surr)	15 ug/mL
							Terphenyl-d14 (Surr)	15 ug/mL
.SMIS80PPMW_00006	09/11/13	09/10/12	MECL2, Lot 0000001289	50 mL	SMIS_00004	1 mL	1,4-Dichlorobenzene-d4	80 ug/mL
							Acenaphthene-d10	80 ug/mL
							Chrysene-d12	80 ug/mL
							Naphthalene-d8	80 ug/mL
							Perylene-d12	80 ug/mL
							Phenanthrene-d10	80 ug/mL
..SMIS_00004	06/30/14	UltraScientific, Lot CH-1761			(Purchased Reagent)		1,4-Dichlorobenzene-d4	4000 ug/mL
							Acenaphthene-d10	4000 ug/mL
							Chrysene-d12	4000 ug/mL
							Naphthalene-d8	4000 ug/mL
							Perylene-d12	4000 ug/mL
							Phenanthrene-d10	4000 ug/mL
.SMSUP ST_00003	09/10/13	09/10/12	MECL2, Lot 0000001289	10 mL	SMACIDSUP1_00003	200 uL	2,4-Dinitrophenol	100 ug/mL
					SMACIDSUP2_00003	500 uL	Benzoic acid	100 ug/mL
					SMACIDSUP3_00003	500 uL	Pentachlorophenol	100 ug/mL
..SMACIDSUP1_00003	04/10/17	Absolute Standard, Lot B7040078			(Purchased Reagent)		2,4-Dinitrophenol	5000 ug/mL
..SMACIDSUP2_00003	06/07/21	Absolute Standards, Lot 211061093			(Purchased Reagent)		Benzoic acid	2000 ug/mL
..SMACIDSUP3_00003	04/01/21	Absolute Standards, Lot 211041014			(Purchased Reagent)		Pentachlorophenol	2000 ug/mL
.SMTCL DPH ST_00003	04/30/13	09/10/12	MECL2, Lot 0000001289	8 mL	SM8270TCL1_00003	2 mL	1,4-Dichlorobenzene	100 ug/mL
							1,4-Dioxane	100 ug/mL
							2,3,5,6-Tetrachlorophenol	100 ug/mL
							2,4,5-Trichlorophenol	100 ug/mL
							2,4,6-Tribromophenol (Surr)	100 ug/mL
							2,4,6-Trichlorophenol	100 ug/mL
							2,4-Dichlorophenol	100 ug/mL
							2,4-Dimethylphenol	100 ug/mL
							2,4-Dinitrophenol	100 ug/mL
							2-Chlorophenol	100 ug/mL
							2-Fluorophenol (Surr)	100 ug/mL
							2-Methylphenol	100 ug/mL
							2-Nitrophenol	100 ug/mL
							3 & 4 Methylphenol	100 ug/mL
							4,6-Dinitro-2-methylphenol	100 ug/mL
							4-Chloro-3-methylphenol	100 ug/mL
							4-Nitrophenol	100 ug/mL
							Benzoic acid	100 ug/mL
							Benzyl alcohol	100 ug/mL
							Pentachlorophenol	100 ug/mL
							Phenol	100 ug/mL
							Phenol-d5 (Surr)	100 ug/mL
					SM8270TCL2_00003	2 mL	2,4-Toluene diamine	100 ug/mL
							2-Nitroaniline	100 ug/mL
							3,3'-Dichlorobenzidine	100 ug/mL
							3,3'-Dimethoxybenzidine	100 ug/mL

REAGENT TRACEABILITY SUMMARY

Lab Name: TestAmerica Canton Job No.: 240-21987-1

SDG No.:

Reagent ID	Exp Date	Prep Date	Dilutant Used	Reagent Final Volume	Parent Reagent		Analyte	Concentration
					Reagent ID	Volume Added		
							3-Nitroaniline	100 ug/mL
							4,4'-Methylene bis(2-chloroaniline)	100 ug/mL
							4-Chloroaniline	100 ug/mL
							4-Nitroaniline	100 ug/mL
							Aniline	100 ug/mL
							Atrazine	100 ug/mL
							Benzidine	100 ug/mL
							N-Nitrosodi-n-propylamine	100 ug/mL
							N-Nitrosodimethylamine	100 ug/mL
							N-Nitrosodiphenylamine	100 ug/mL
							Pyridine	100 ug/mL
					SM8270TCL3DPH_00002	2 mL	1,1'-Biphenyl	100 ug/mL
							1,2-Diphenylhydrazine	100 ug/mL
							1-Methylnaphthalene	100 ug/mL
							2-Methylnaphthalene	100 ug/mL
							Acenaphthene	100 ug/mL
							Acenaphthylene	100 ug/mL
							Acetophenone	100 ug/mL
							Anthracene	100 ug/mL
							Azobenzene	100 ug/mL
							Benzo[a]anthracene	100 ug/mL
							Benzo[a]pyrene	100 ug/mL
							Benzo[b]fluoranthene	100 ug/mL
							Benzo[g,h,i]perylene	100 ug/mL
							Benzo[k]fluoranthene	100 ug/mL
							Bis(2-ethylhexyl) phthalate	100 ug/mL
							Butyl benzyl phthalate	100 ug/mL
							Caprolactam	100 ug/mL
							Carbazole	100 ug/mL
							Chrysene	100 ug/mL
							Di-n-butyl phthalate	100 ug/mL
							Di-n-octyl phthalate	100 ug/mL
							Dibenz(a,h)anthracene	100 ug/mL
							Dibenzofuran	100 ug/mL
							Diethyl phthalate	100 ug/mL
							Dimethyl phthalate	100 ug/mL
							Ethyl methacrylate	100 ug/mL
							Fluoranthene	100 ug/mL
							Fluorene	100 ug/mL
							Indeno[1,2,3-cd]pyrene	100 ug/mL
							Isophorone	100 ug/mL
							Naphthalene	100 ug/mL
							Phenanthrene	100 ug/mL
							Pyrene	100 ug/mL
					SM8270TCL4_00004	2 mL	1,2,3,5-Tetrachlorobenzene	100 ug/mL
							1,2,4-Trichlorobenzene	100 ug/mL
							1,2-Dichlorobenzene	100 ug/mL

REAGENT TRACEABILITY SUMMARY

Lab Name: TestAmerica Canton Job No.: 240-21987-1

SDG No.:

Reagent ID	Exp Date	Prep Date	Dilutant Used	Reagent Final Volume	Parent Reagent		Analyte	Concentration
					Reagent ID	Volume Added		
							1,2-Dinitrobenzene	100 ug/mL
							1,3,5-Trichlorobenzene	100 ug/mL
							1,3-Dichlorobenzene	100 ug/mL
							2,4-Dinitrotoluene	100 ug/mL
							2,6-Dinitrotoluene	100 ug/mL
							2-Chloronaphthalene	100 ug/mL
							2-Fluorobiphenyl (Surr)	100 ug/mL
							3-Chloropropionitrile	100 ug/mL
							4-Bromophenyl phenyl ether	100 ug/mL
							4-Chlorophenyl phenyl ether	100 ug/mL
							Benzaldehyde	100 ug/mL
							bis (2-chloroisopropyl) ether	100 ug/mL
							Bis(2-chloroethoxy)methane	100 ug/mL
							Bis(2-chloroethyl)ether	100 ug/mL
							Hexachlorobenzene	100 ug/mL
							Hexachlorobutadiene	100 ug/mL
							Hexachlorocyclopentadiene	100 ug/mL
							Hexachloroethane	100 ug/mL
							Malononitrile	100 ug/mL
							Nitrobenzene	100 ug/mL
							Nitrobenzene-d5 (Surr)	100 ug/mL
							Terphenyl-d14 (Surr)	100 ug/mL
..SM8270TCL1_00003	05/31/16		RESTEK, Lot A081795		(Purchased Reagent)		1,4-Dichlorobenzene	400 ug/mL
							1,4-Dioxane	400 ug/mL
							2,3,5,6-Tetrachlorophenol	400 ug/mL
							2,4,5-Trichlorophenol	400 ug/mL
							2,4,6-Tribromophenol (Surr)	400 ug/mL
							2,4,6-Trichlorophenol	400 ug/mL
							2,4-Dichlorophenol	400 ug/mL
							2,4-Dimethylphenol	400 ug/mL
							2,4-Dinitrophenol	400 ug/mL
							2-Chlorophenol	400 ug/mL
							2-Fluorophenol (Surr)	400 ug/mL
							2-Methylphenol	400 ug/mL
							2-Nitrophenol	400 ug/mL
							3 & 4 Methylphenol	400 ug/mL
							4,6-Dinitro-2-methylphenol	400 ug/mL
							4-Chloro-3-methylphenol	400 ug/mL
							4-Nitrophenol	400 ug/mL
							Benzoic acid	400 ug/mL
							Benzyl alcohol	400 ug/mL
							Pentachlorophenol	400 ug/mL
							Phenol	400 ug/mL
							Phenol-d5 (Surr)	400 ug/mL
..SM8270TCL2_00003	04/30/13		RESTEK, Lot A081245		(Purchased Reagent)		2,4-Toluene diamine	400 ug/mL
							2-Nitroaniline	400 ug/mL
							3,3'-Dichlorobenzidine	400 ug/mL
							3,3'-Dimethoxybenzidine	400 ug/mL

REAGENT TRACEABILITY SUMMARY

Lab Name: TestAmerica Canton Job No.: 240-21987-1

SDG No.:

Reagent ID	Exp Date	Prep Date	Dilutant Used	Reagent Final Volume	Parent Reagent		Analyte	Concentration
					Reagent ID	Volume Added		
							3-Nitroaniline	400 ug/mL
							4,4'-Methylene bis(2-chloroaniline)	400 ug/mL
							4-Chloroaniline	400 ug/mL
							4-Nitroaniline	400 ug/mL
							Aniline	400 ug/mL
							Atrazine	400 ug/mL
							Benzidine	400 ug/mL
							N-Nitrosodi-n-propylamine	400 ug/mL
							N-Nitrosodimethylamine	400 ug/mL
							N-Nitrosodiphenylamine	400 ug/mL
							Pyridine	400 ug/mL
..SM8270TCL3DPH_00002	12/31/14		Restek, Lot A083779		(Purchased Reagent)		1,1'-Biphenyl	400 ug/mL
							1,2-Diphenylhydrazine	400 ug/mL
							1-Methylnaphthalene	400 ug/mL
							2-Methylnaphthalene	400 ug/mL
							Acenaphthene	400 ug/mL
							Acenaphthylene	400 ug/mL
							Acetophenone	400 ug/mL
							Anthracene	400 ug/mL
							Azobenzene	400 ug/mL
							Benzo[a]anthracene	400 ug/mL
							Benzo[a]pyrene	400 ug/mL
							Benzo[b]fluoranthene	400 ug/mL
							Benzo[g,h,i]perylene	400 ug/mL
							Benzo[k]fluoranthene	400 ug/mL
							Bis(2-ethylhexyl) phthalate	400 ug/mL
							Butyl benzyl phthalate	400 ug/mL
							Caprolactam	400 ug/mL
							Carbazole	400 ug/mL
							Chrysene	400 ug/mL
							Di-n-butyl phthalate	400 ug/mL
							Di-n-octyl phthalate	400 ug/mL
							Dibenz(a,h)anthracene	400 ug/mL
							Dibenzofuran	400 ug/mL
							Diethyl phthalate	400 ug/mL
							Dimethyl phthalate	400 ug/mL
							Ethyl methacrylate	400 ug/mL
							Fluoranthene	400 ug/mL
							Fluorene	400 ug/mL
							Indeno[1,2,3-cd]pyrene	400 ug/mL
							Isophorone	400 ug/mL
							Naphthalene	400 ug/mL
							Phenanthrene	400 ug/mL
							Pyrene	400 ug/mL
..SM8270TCL4_00004	05/31/14		Restek, Lot A081933		(Purchased Reagent)		1,2,3,5-Tetrachlorobenzene	400 ug/mL
							1,2,4-Trichlorobenzene	400 ug/mL
							1,2-Dichlorobenzene	400 ug/mL

REAGENT TRACEABILITY SUMMARY

Lab Name: TestAmerica Canton Job No.: 240-21987-1

SDG No.:

Reagent ID	Exp Date	Prep Date	Dilutant Used	Reagent Final Volume	Parent Reagent		Analyte	Concentration
					Reagent ID	Volume Added		
							1,2-Dinitrobenzene	400 ug/mL
							1,3,5-Trichlorobenzene	400 ug/mL
							1,3-Dichlorobenzene	400 ug/mL
							2,4-Dinitrotoluene	400 ug/mL
							2,6-Dinitrotoluene	400 ug/mL
							2-Chloronaphthalene	400 ug/mL
							2-Fluorobiphenyl (Surr)	400 ug/mL
							3-Chloropropionitrile	400 ug/mL
							4-Bromophenyl phenyl ether	400 ug/mL
							4-Chlorophenyl phenyl ether	400 ug/mL
							Benzaldehyde	400 ug/mL
							bis (2-chloroisopropyl) ether	400 ug/mL
							Bis(2-chloroethoxy)methane	400 ug/mL
							Bis(2-chloroethyl)ether	400 ug/mL
							Hexachlorobenzene	400 ug/mL
							Hexachlorobutadiene	400 ug/mL
							Hexachlorocyclopentadiene	400 ug/mL
							Hexachloroethane	400 ug/mL
							Malononitrile	400 ug/mL
							Nitrobenzene	400 ug/mL
							Nitrobenzene-d5 (Surr)	400 ug/mL
							Terphenyl-d14 (Surr)	400 ug/mL
SMTCL L8 W_00007	04/30/13	09/10/12	MECL2, Lot 0000001289	2 mL	SMIS80PPMW_00006	100 uL	1,4-Dichlorobenzene-d4	4 ug/mL
							Acenaphthene-d10	4 ug/mL
							Chrysene-d12	4 ug/mL
							Naphthalene-d8	4 ug/mL
							Perylene-d12	4 ug/mL
							Phenanthrene-d10	4 ug/mL
					SMSUP ST_00003	400 uL	2,4-Dinitrophenol	40 ug/mL
							Benzoic acid	40 ug/mL
							Pentachlorophenol	40 ug/mL
					SMTCL DPH ST_00003	400 uL	1,4-Dichlorobenzene	20 ug/mL
							1,4-Dioxane	20 ug/mL
							2,3,5,6-Tetrachlorophenol	20 ug/mL
							2,4,5-Trichlorophenol	20 ug/mL
							2,4,6-Tribromophenol (Surr)	20 ug/mL
							2,4,6-Trichlorophenol	20 ug/mL
							2,4-Dichlorophenol	20 ug/mL
							2,4-Dimethylphenol	20 ug/mL
							2,4-Dinitrophenol	40 ug/mL
							2-Chlorophenol	20 ug/mL
							2-Fluorophenol (Surr)	20 ug/mL
							2-Methylphenol	20 ug/mL
							2-Nitrophenol	20 ug/mL
							3 & 4 Methylphenol	20 ug/mL
							4,6-Dinitro-2-methylphenol	20 ug/mL
							4-Chloro-3-methylphenol	20 ug/mL

REAGENT TRACEABILITY SUMMARY

Lab Name: TestAmerica Canton Job No.: 240-21987-1

SDG No.:

Reagent ID	Exp Date	Prep Date	Dilutant Used	Reagent Final Volume	Parent Reagent		Analyte	Concentration
					Reagent ID	Volume Added		
							4-Nitrophenol	20 ug/mL
							Benzoic acid	40 ug/mL
							Benzyl alcohol	20 ug/mL
							Pentachlorophenol	40 ug/mL
							Phenol	20 ug/mL
							Phenol-d5 (Surr)	20 ug/mL
							2,4-Toluene diamine	20 ug/mL
							2-Nitroaniline	20 ug/mL
							3,3'-Dichlorobenzidine	20 ug/mL
							3,3'-Dimethoxybenzidine	20 ug/mL
							3-Nitroaniline	20 ug/mL
							4,4'-Methylene bis(2-chloroaniline)	20 ug/mL
							4-Chloroaniline	20 ug/mL
							4-Nitroaniline	20 ug/mL
							Aniline	20 ug/mL
							Atrazine	20 ug/mL
							Benzidine	20 ug/mL
							N-Nitrosodi-n-propylamine	20 ug/mL
							N-Nitrosodimethylamine	20 ug/mL
							N-Nitrosodiphenylamine	20 ug/mL
							Pyridine	20 ug/mL
							1,1'-Biphenyl	20 ug/mL
							1,2-Diphenylhydrazine	20 ug/mL
							1-Methylnaphthalene	20 ug/mL
							2-Methylnaphthalene	20 ug/mL
							Acenaphthene	20 ug/mL
							Acenaphthylene	20 ug/mL
							Acetophenone	20 ug/mL
							Anthracene	20 ug/mL
							Azobenzene	20 ug/mL
							Benzo[a]anthracene	20 ug/mL
							Benzo[a]pyrene	20 ug/mL
							Benzo[b]fluoranthene	20 ug/mL
							Benzo[g,h,i]perylene	20 ug/mL
							Benzo[k]fluoranthene	20 ug/mL
							Bis(2-ethylhexyl) phthalate	20 ug/mL
							Butyl benzyl phthalate	20 ug/mL
							Caprolactam	20 ug/mL
							Carbazole	20 ug/mL
							Chrysene	20 ug/mL
							Di-n-butyl phthalate	20 ug/mL
							Di-n-octyl phthalate	20 ug/mL
							Dibenz(a,h)anthracene	20 ug/mL
							Dibenzofuran	20 ug/mL
							Diethyl phthalate	20 ug/mL
							Dimethyl phthalate	20 ug/mL
							Ethyl methacrylate	20 ug/mL

REAGENT TRACEABILITY SUMMARY

Lab Name: TestAmerica Canton Job No.: 240-21987-1

SDG No.:

Reagent ID	Exp Date	Prep Date	Dilutant Used	Reagent Final Volume	Parent Reagent		Analyte	Concentration
					Reagent ID	Volume Added		
							Fluoranthene	20 ug/mL
							Fluorene	20 ug/mL
							Indeno[1,2,3-cd]pyrene	20 ug/mL
							Isophorone	20 ug/mL
							Naphthalene	20 ug/mL
							Phenanthrene	20 ug/mL
							Pyrene	20 ug/mL
							1,2,3,5-Tetrachlorobenzene	20 ug/mL
							1,2,4-Trichlorobenzene	20 ug/mL
							1,2-Dichlorobenzene	20 ug/mL
							1,2-Dinitrobenzene	20 ug/mL
							1,3,5-Trichlorobenzene	20 ug/mL
							1,3-Dichlorobenzene	20 ug/mL
							2,4-Dinitrotoluene	20 ug/mL
							2,6-Dinitrotoluene	20 ug/mL
							2-Chloronaphthalene	20 ug/mL
							2-Fluorobiphenyl (Surr)	20 ug/mL
							3-Chloropropionitrile	20 ug/mL
							4-Bromophenyl phenyl ether	20 ug/mL
							4-Chlorophenyl phenyl ether	20 ug/mL
							Benzaldehyde	20 ug/mL
							bis (2-chloroisopropyl) ether	20 ug/mL
							Bis(2-chloroethoxy)methane	20 ug/mL
							Bis(2-chloroethyl)ether	20 ug/mL
							Hexachlorobenzene	20 ug/mL
							Hexachlorobutadiene	20 ug/mL
							Hexachlorocyclopentadiene	20 ug/mL
							Hexachloroethane	20 ug/mL
							Malononitrile	20 ug/mL
							Nitrobenzene	20 ug/mL
							Nitrobenzene-d5 (Surr)	20 ug/mL
							Terphenyl-d14 (Surr)	20 ug/mL
.SMIS80PPMW_00006	09/11/13	09/10/12	MECL2, Lot 0000001289	50 mL	SMIS_00004	1 mL	1,4-Dichlorobenzene-d4	80 ug/mL
							Acenaphthene-d10	80 ug/mL
							Chrysene-d12	80 ug/mL
							Naphthalene-d8	80 ug/mL
							Perylene-d12	80 ug/mL
							Phenanthrene-d10	80 ug/mL
..SMIS_00004	06/30/14	UltraScientific, Lot CH-1761			(Purchased Reagent)		1,4-Dichlorobenzene-d4	4000 ug/mL
							Acenaphthene-d10	4000 ug/mL
							Chrysene-d12	4000 ug/mL
							Naphthalene-d8	4000 ug/mL
							Perylene-d12	4000 ug/mL
							Phenanthrene-d10	4000 ug/mL
.SMSUP ST_00003	09/10/13	09/10/12	MECL2, Lot 0000001289	10 mL	SMACIDSUP1_00003	200 uL	2,4-Dinitrophenol	100 ug/mL
					SMACIDSUP2_00003	500 uL	Benzoic acid	100 ug/mL
					SMACIDSUP3_00003	500 uL	Pentachlorophenol	100 ug/mL
..SMACIDSUP1_00003	04/10/17	Absolute Standard, Lot B7040078			(Purchased Reagent)		2,4-Dinitrophenol	5000 ug/mL

REAGENT TRACEABILITY SUMMARY

Lab Name: TestAmerica Canton Job No.: 240-21987-1

SDG No.:

Reagent ID	Exp Date	Prep Date	Dilutant Used	Reagent Final Volume	Parent Reagent		Analyte	Concentration
					Reagent ID	Volume Added		
..SMACIDSUP2_00003	06/07/21	Absolute Standards, Lot 211061093			(Purchased Reagent)		Benzoic acid	2000 ug/mL
..SMACIDSUP3_00003	04/01/21	Absolute Standards, Lot 211041014			(Purchased Reagent)		Pentachlorophenol	2000 ug/mL
.SMTCL DPH ST_00003	04/30/13	09/10/12	MECL2, Lot 0000001289	8 mL	SM8270TCL1_00003	2 mL	1,4-Dichlorobenzene	100 ug/mL
							1,4-Dioxane	100 ug/mL
							2,3,5,6-Tetrachlorophenol	100 ug/mL
							2,4,5-Trichlorophenol	100 ug/mL
							2,4,6-Tribromophenol (Surr)	100 ug/mL
							2,4,6-Trichlorophenol	100 ug/mL
							2,4-Dichlorophenol	100 ug/mL
							2,4-Dimethylphenol	100 ug/mL
							2,4-Dinitrophenol	100 ug/mL
							2-Chlorophenol	100 ug/mL
							2-Fluorophenol (Surr)	100 ug/mL
							2-Methylphenol	100 ug/mL
							2-Nitrophenol	100 ug/mL
							3 & 4 Methylphenol	100 ug/mL
							4,6-Dinitro-2-methylphenol	100 ug/mL
							4-Chloro-3-methylphenol	100 ug/mL
							4-Nitrophenol	100 ug/mL
							Benzoic acid	100 ug/mL
							Benzyl alcohol	100 ug/mL
							Pentachlorophenol	100 ug/mL
							Phenol	100 ug/mL
							Phenol-d5 (Surr)	100 ug/mL
					SM8270TCL2_00003	2 mL	2,4-Toluene diamine	100 ug/mL
							2-Nitroaniline	100 ug/mL
							3,3'-Dichlorobenzidine	100 ug/mL
							3,3'-Dimethoxybenzidine	100 ug/mL
							3-Nitroaniline	100 ug/mL
							4,4'-Methylene bis(2-chloroaniline)	100 ug/mL
							4-Chloroaniline	100 ug/mL
							4-Nitroaniline	100 ug/mL
							Aniline	100 ug/mL
							Atrazine	100 ug/mL
							Benzidine	100 ug/mL
							N-Nitrosodi-n-propylamine	100 ug/mL
							N-Nitrosodimethylamine	100 ug/mL
							N-Nitrosodiphenylamine	100 ug/mL
							Pyridine	100 ug/mL
					SM8270TCL3DPH_00002	2 mL	1,1'-Biphenyl	100 ug/mL
							1,2-Diphenylhydrazine	100 ug/mL
							1-Methylnaphthalene	100 ug/mL
							2-Methylnaphthalene	100 ug/mL
							Acenaphthene	100 ug/mL
							Acenaphthylene	100 ug/mL
							Acetophenone	100 ug/mL
							Anthracene	100 ug/mL

REAGENT TRACEABILITY SUMMARY

Lab Name: TestAmerica Canton Job No.: 240-21987-1

SDG No.:

Reagent ID	Exp Date	Prep Date	Dilutant Used	Reagent Final Volume	Parent Reagent		Analyte	Concentration
					Reagent ID	Volume Added		
							Azobenzene	100 ug/mL
							Benzo[a]anthracene	100 ug/mL
							Benzo[a]pyrene	100 ug/mL
							Benzo[b]fluoranthene	100 ug/mL
							Benzo[g,h,i]perylene	100 ug/mL
							Benzo[k]fluoranthene	100 ug/mL
							Bis(2-ethylhexyl) phthalate	100 ug/mL
							Butyl benzyl phthalate	100 ug/mL
							Caprolactam	100 ug/mL
							Carbazole	100 ug/mL
							Chrysene	100 ug/mL
							Di-n-butyl phthalate	100 ug/mL
							Di-n-octyl phthalate	100 ug/mL
							Dibenz(a,h)anthracene	100 ug/mL
							Dibenzofuran	100 ug/mL
							Diethyl phthalate	100 ug/mL
							Dimethyl phthalate	100 ug/mL
							Ethyl methacrylate	100 ug/mL
							Fluoranthene	100 ug/mL
							Fluorene	100 ug/mL
							Indeno[1,2,3-cd]pyrene	100 ug/mL
							Isophorone	100 ug/mL
							Naphthalene	100 ug/mL
							Phenanthrene	100 ug/mL
							Pyrene	100 ug/mL
					SM8270TCL4_00004	2 mL	1,2,3,5-Tetrachlorobenzene	100 ug/mL
							1,2,4-Trichlorobenzene	100 ug/mL
							1,2-Dichlorobenzene	100 ug/mL
							1,2-Dinitrobenzene	100 ug/mL
							1,3,5-Trichlorobenzene	100 ug/mL
							1,3-Dichlorobenzene	100 ug/mL
							2,4-Dinitrotoluene	100 ug/mL
							2,6-Dinitrotoluene	100 ug/mL
							2-Chloronaphthalene	100 ug/mL
							2-Fluorobiphenyl (Surr)	100 ug/mL
							3-Chloropropionitrile	100 ug/mL
							4-Bromophenyl phenyl ether	100 ug/mL
							4-Chlorophenyl phenyl ether	100 ug/mL
							Benzaldehyde	100 ug/mL
							bis (2-chloroisopropyl) ether	100 ug/mL
							Bis(2-chloroethoxy)methane	100 ug/mL
							Bis(2-chloroethyl)ether	100 ug/mL
							Hexachlorobenzene	100 ug/mL
							Hexachlorobutadiene	100 ug/mL
							Hexachlorocyclopentadiene	100 ug/mL
							Hexachloroethane	100 ug/mL
							Malononitrile	100 ug/mL
							Nitrobenzene	100 ug/mL

REAGENT TRACEABILITY SUMMARY

Lab Name: TestAmerica Canton Job No.: 240-21987-1

SDG No.:

Reagent ID	Exp Date	Prep Date	Dilutant Used	Reagent Final Volume	Parent Reagent		Analyte	Concentration
					Reagent ID	Volume Added		
							Nitrobenzene-d5 (Surr)	100 ug/mL
							Terphenyl-d14 (Surr)	100 ug/mL
..SM8270TCL1_00003	05/31/16		RESTEK, Lot A081795		(Purchased Reagent)		1,4-Dichlorobenzene	400 ug/mL
							1,4-Dioxane	400 ug/mL
							2,3,5,6-Tetrachlorophenol	400 ug/mL
							2,4,5-Trichlorophenol	400 ug/mL
							2,4,6-Tribromophenol (Surr)	400 ug/mL
							2,4,6-Trichlorophenol	400 ug/mL
							2,4-Dichlorophenol	400 ug/mL
							2,4-Dimethylphenol	400 ug/mL
							2,4-Dinitrophenol	400 ug/mL
							2-Chlorophenol	400 ug/mL
							2-Fluorophenol (Surr)	400 ug/mL
							2-Methylphenol	400 ug/mL
							2-Nitrophenol	400 ug/mL
							3 & 4 Methylphenol	400 ug/mL
							4,6-Dinitro-2-methylphenol	400 ug/mL
							4-Chloro-3-methylphenol	400 ug/mL
							4-Nitrophenol	400 ug/mL
							Benzoic acid	400 ug/mL
							Benzyl alcohol	400 ug/mL
							Pentachlorophenol	400 ug/mL
							Phenol	400 ug/mL
							Phenol-d5 (Surr)	400 ug/mL
..SM8270TCL2_00003	04/30/13		RESTEK, Lot A081245		(Purchased Reagent)		2,4-Toluene diamine	400 ug/mL
							2-Nitroaniline	400 ug/mL
							3,3'-Dichlorobenzidine	400 ug/mL
							3,3'-Dimethoxybenzidine	400 ug/mL
							3-Nitroaniline	400 ug/mL
							4,4'-Methylene bis(2-chloroaniline)	400 ug/mL
							4-Chloroaniline	400 ug/mL
							4-Nitroaniline	400 ug/mL
							Aniline	400 ug/mL
							Atrazine	400 ug/mL
							Benzidine	400 ug/mL
							N-Nitrosodi-n-propylamine	400 ug/mL
							N-Nitrosodimethylamine	400 ug/mL
							N-Nitrosodiphenylamine	400 ug/mL
							Pyridine	400 ug/mL
..SM8270TCL3DPH_00002	12/31/14		Restek, Lot A083779		(Purchased Reagent)		1,1'-Biphenyl	400 ug/mL
							1,2-Diphenylhydrazine	400 ug/mL
							1-Methylnaphthalene	400 ug/mL
							2-Methylnaphthalene	400 ug/mL
							Acenaphthene	400 ug/mL
							Acenaphthylene	400 ug/mL
							Acetophenone	400 ug/mL
							Anthracene	400 ug/mL

REAGENT TRACEABILITY SUMMARY

Lab Name: TestAmerica Canton Job No.: 240-21987-1

SDG No.:

Reagent ID	Exp Date	Prep Date	Dilutant Used	Reagent Final Volume	Parent Reagent		Analyte	Concentration
					Reagent ID	Volume Added		
							Azobenzene	400 ug/mL
							Benzo[a]anthracene	400 ug/mL
							Benzo[a]pyrene	400 ug/mL
							Benzo[b]fluoranthene	400 ug/mL
							Benzo[g,h,i]perylene	400 ug/mL
							Benzo[k]fluoranthene	400 ug/mL
							Bis(2-ethylhexyl) phthalate	400 ug/mL
							Butyl benzyl phthalate	400 ug/mL
							Caprolactam	400 ug/mL
							Carbazole	400 ug/mL
							Chrysene	400 ug/mL
							Di-n-butyl phthalate	400 ug/mL
							Di-n-octyl phthalate	400 ug/mL
							Dibenz(a,h)anthracene	400 ug/mL
							Dibenzofuran	400 ug/mL
							Diethyl phthalate	400 ug/mL
							Dimethyl phthalate	400 ug/mL
							Ethyl methacrylate	400 ug/mL
							Fluoranthene	400 ug/mL
							Fluorene	400 ug/mL
							Indeno[1,2,3-cd]pyrene	400 ug/mL
							Isophorone	400 ug/mL
							Naphthalene	400 ug/mL
							Phenanthrene	400 ug/mL
							Pyrene	400 ug/mL
..SM8270TCL4_00004	05/31/14		Restek, Lot A081933		(Purchased Reagent)		1,2,3,5-Tetrachlorobenzene	400 ug/mL
							1,2,4-Trichlorobenzene	400 ug/mL
							1,2-Dichlorobenzene	400 ug/mL
							1,2-Dinitrobenzene	400 ug/mL
							1,3,5-Trichlorobenzene	400 ug/mL
							1,3-Dichlorobenzene	400 ug/mL
							2,4-Dinitrotoluene	400 ug/mL
							2,6-Dinitrotoluene	400 ug/mL
							2-Chloronaphthalene	400 ug/mL
							2-Fluorobiphenyl (Surr)	400 ug/mL
							3-Chloropropionitrile	400 ug/mL
							4-Bromophenyl phenyl ether	400 ug/mL
							4-Chlorophenyl phenyl ether	400 ug/mL
							Benzaldehyde	400 ug/mL
							bis (2-chloroisopropyl) ether	400 ug/mL
							Bis(2-chloroethoxy)methane	400 ug/mL
							Bis(2-chloroethyl)ether	400 ug/mL
							Hexachlorobenzene	400 ug/mL
							Hexachlorobutadiene	400 ug/mL
							Hexachlorocyclopentadiene	400 ug/mL
							Hexachloroethane	400 ug/mL
							Malononitrile	400 ug/mL
							Nitrobenzene	400 ug/mL

REAGENT TRACEABILITY SUMMARY

Lab Name: TestAmerica Canton Job No.: 240-21987-1

SDG No.:

Reagent ID	Exp Date	Prep Date	Dilutant Used	Reagent Final Volume	Parent Reagent		Analyte	Concentration
					Reagent ID	Volume Added		
							Nitrobenzene-d5 (Surr)	400 ug/mL
							Terphenyl-d14 (Surr)	400 ug/mL
SMTCL L9 W_00007	04/30/13	09/10/12	MECL2, Lot 0000001289	2 mL	SMIS80PPMW_00006	100 uL	1,4-Dichlorobenzene-d4	4 ug/mL
							Acenaphthene-d10	4 ug/mL
							Chrysene-d12	4 ug/mL
							Naphthalene-d8	4 ug/mL
							Perylene-d12	4 ug/mL
							Phenanthrene-d10	4 ug/mL
					SMSUP ST_00003	500 uL	2,4-Dinitrophenol	50 ug/mL
							Benzoic acid	50 ug/mL
							Pentachlorophenol	50 ug/mL
					SMTCL DPH ST_00003	500 uL	1,4-Dichlorobenzene	25 ug/mL
							1,4-Dioxane	25 ug/mL
							2,3,5,6-Tetrachlorophenol	25 ug/mL
							2,4,5-Trichlorophenol	25 ug/mL
							2,4,6-Tribromophenol (Surr)	25 ug/mL
							2,4,6-Trichlorophenol	25 ug/mL
							2,4-Dichlorophenol	25 ug/mL
							2,4-Dimethylphenol	25 ug/mL
							2,4-Dinitrophenol	50 ug/mL
							2-Chlorophenol	25 ug/mL
							2-Fluorophenol (Surr)	25 ug/mL
							2-Methylphenol	25 ug/mL
							2-Nitrophenol	25 ug/mL
							3 & 4 Methylphenol	25 ug/mL
							4,6-Dinitro-2-methylphenol	25 ug/mL
							4-Chloro-3-methylphenol	25 ug/mL
							4-Nitrophenol	25 ug/mL
							Benzoic acid	50 ug/mL
							Benzyl alcohol	25 ug/mL
							Pentachlorophenol	50 ug/mL
							Phenol	25 ug/mL
							Phenol-d5 (Surr)	25 ug/mL
							2,4-Toluene diamine	25 ug/mL
							2-Nitroaniline	25 ug/mL
							3,3'-Dichlorobenzidine	25 ug/mL
							3,3'-Dimethoxybenzidine	25 ug/mL
							3-Nitroaniline	25 ug/mL
							4,4'-Methylene bis(2-chloroaniline)	25 ug/mL
							4-Chloroaniline	25 ug/mL
							4-Nitroaniline	25 ug/mL
							Aniline	25 ug/mL
							Atrazine	25 ug/mL
							Benzidine	25 ug/mL
							N-Nitrosodi-n-propylamine	25 ug/mL
							N-Nitrosodimethylamine	25 ug/mL
							N-Nitrosodiphenylamine	25 ug/mL

REAGENT TRACEABILITY SUMMARY

Lab Name: TestAmerica Canton Job No.: 240-21987-1

SDG No.:

Reagent ID	Exp Date	Prep Date	Dilutant Used	Reagent Final Volume	Parent Reagent		Analyte	Concentration
					Reagent ID	Volume Added		
							Pyridine	25 ug/mL
							1,1'-Biphenyl	25 ug/mL
							1,2-Diphenylhydrazine	25 ug/mL
							1-Methylnaphthalene	25 ug/mL
							2-Methylnaphthalene	25 ug/mL
							Acenaphthene	25 ug/mL
							Acenaphthylene	25 ug/mL
							Acetophenone	25 ug/mL
							Anthracene	25 ug/mL
							Azobenzene	25 ug/mL
							Benzo[a]anthracene	25 ug/mL
							Benzo[a]pyrene	25 ug/mL
							Benzo[b]fluoranthene	25 ug/mL
							Benzo[g,h,i]perylene	25 ug/mL
							Benzo[k]fluoranthene	25 ug/mL
							Bis(2-ethylhexyl) phthalate	25 ug/mL
							Butyl benzyl phthalate	25 ug/mL
							Caprolactam	25 ug/mL
							Carbazole	25 ug/mL
							Chrysene	25 ug/mL
							Di-n-butyl phthalate	25 ug/mL
							Di-n-octyl phthalate	25 ug/mL
							Dibenz(a,h)anthracene	25 ug/mL
							Dibenzofuran	25 ug/mL
							Diethyl phthalate	25 ug/mL
							Dimethyl phthalate	25 ug/mL
							Ethyl methacrylate	25 ug/mL
							Fluoranthene	25 ug/mL
							Fluorene	25 ug/mL
							Indeno[1,2,3-cd]pyrene	25 ug/mL
							Isophorone	25 ug/mL
							Naphthalene	25 ug/mL
							Phenanthrene	25 ug/mL
							Pyrene	25 ug/mL
							1,2,3,5-Tetrachlorobenzene	25 ug/mL
							1,2,4-Trichlorobenzene	25 ug/mL
							1,2-Dichlorobenzene	25 ug/mL
							1,2-Dinitrobenzene	25 ug/mL
							1,3,5-Trichlorobenzene	25 ug/mL
							1,3-Dichlorobenzene	25 ug/mL
							2,4-Dinitrotoluene	25 ug/mL
							2,6-Dinitrotoluene	25 ug/mL
							2-Chloronaphthalene	25 ug/mL
							2-Fluorobiphenyl (Surr)	25 ug/mL
							3-Chloropropionitrile	25 ug/mL
							4-Bromophenyl phenyl ether	25 ug/mL
							4-Chlorophenyl phenyl ether	25 ug/mL
							Benzaldehyde	25 ug/mL

REAGENT TRACEABILITY SUMMARY

Lab Name: TestAmerica Canton Job No.: 240-21987-1

SDG No.:

Reagent ID	Exp Date	Prep Date	Dilutant Used	Reagent Final Volume	Parent Reagent		Analyte	Concentration
					Reagent ID	Volume Added		
							bis (2-chloroisopropyl) ether	25 ug/mL
							Bis(2-chloroethoxy)methane	25 ug/mL
							Bis(2-chloroethyl)ether	25 ug/mL
							Hexachlorobenzene	25 ug/mL
							Hexachlorobutadiene	25 ug/mL
							Hexachlorocyclopentadiene	25 ug/mL
							Hexachloroethane	25 ug/mL
							Malononitrile	25 ug/mL
							Nitrobenzene	25 ug/mL
							Nitrobenzene-d5 (Surr)	25 ug/mL
							Terphenyl-d14 (Surr)	25 ug/mL
.SMIS80PPMW_00006	09/11/13	09/10/12	MECL2, Lot 0000001289	50 mL	SMIS_00004	1 mL	1,4-Dichlorobenzene-d4	80 ug/mL
							Acenaphthene-d10	80 ug/mL
							Chrysene-d12	80 ug/mL
							Naphthalene-d8	80 ug/mL
							Perylene-d12	80 ug/mL
							Phenanthrene-d10	80 ug/mL
..SMIS_00004	06/30/14	UltraScientific, Lot CH-1761			(Purchased Reagent)		1,4-Dichlorobenzene-d4	4000 ug/mL
							Acenaphthene-d10	4000 ug/mL
							Chrysene-d12	4000 ug/mL
							Naphthalene-d8	4000 ug/mL
							Perylene-d12	4000 ug/mL
							Phenanthrene-d10	4000 ug/mL
.SMSUP ST_00003	09/10/13	09/10/12	MECL2, Lot 0000001289	10 mL	SMACIDSUP1_00003	200 uL	2,4-Dinitrophenol	100 ug/mL
					SMACIDSUP2_00003	500 uL	Benzoic acid	100 ug/mL
					SMACIDSUP3_00003	500 uL	Pentachlorophenol	100 ug/mL
..SMACIDSUP1_00003	04/10/17	Absolute Standard, Lot B7040078			(Purchased Reagent)		2,4-Dinitrophenol	5000 ug/mL
..SMACIDSUP2_00003	06/07/21	Absolute Standards, Lot 211061093			(Purchased Reagent)		Benzoic acid	2000 ug/mL
..SMACIDSUP3_00003	04/01/21	Absolute Standards, Lot 211041014			(Purchased Reagent)		Pentachlorophenol	2000 ug/mL
.SMTCL DPH ST_00003	04/30/13	09/10/12	MECL2, Lot 0000001289	8 mL	SM8270TCL1_00003	2 mL	1,4-Dichlorobenzene	100 ug/mL
							1,4-Dioxane	100 ug/mL
							2,3,5,6-Tetrachlorophenol	100 ug/mL
							2,4,5-Trichlorophenol	100 ug/mL
							2,4,6-Tribromophenol (Surr)	100 ug/mL
							2,4,6-Trichlorophenol	100 ug/mL
							2,4-Dichlorophenol	100 ug/mL
							2,4-Dimethylphenol	100 ug/mL
							2,4-Dinitrophenol	100 ug/mL
							2-Chlorophenol	100 ug/mL
							2-Fluorophenol (Surr)	100 ug/mL
							2-Methylphenol	100 ug/mL
							2-Nitrophenol	100 ug/mL
							3 & 4 Methylphenol	100 ug/mL
							4,6-Dinitro-2-methylphenol	100 ug/mL
							4-Chloro-3-methylphenol	100 ug/mL
							4-Nitrophenol	100 ug/mL
							Benzoic acid	100 ug/mL
							Benzyl alcohol	100 ug/mL

REAGENT TRACEABILITY SUMMARY

Lab Name: TestAmerica Canton Job No.: 240-21987-1

SDG No.:

Reagent ID	Exp Date	Prep Date	Dilutant Used	Reagent Final Volume	Parent Reagent		Analyte	Concentration
					Reagent ID	Volume Added		
							Pentachlorophenol	100 ug/mL
							Phenol	100 ug/mL
							Phenol-d5 (Surr)	100 ug/mL
					SM8270TCL2_00003	2 mL	2,4-Toluene diamine	100 ug/mL
							2-Nitroaniline	100 ug/mL
							3,3'-Dichlorobenzidine	100 ug/mL
							3,3'-Dimethoxybenzidine	100 ug/mL
							3-Nitroaniline	100 ug/mL
							4,4'-Methylene bis(2-chloroaniline)	100 ug/mL
							4-Chloroaniline	100 ug/mL
							4-Nitroaniline	100 ug/mL
							Aniline	100 ug/mL
							Atrazine	100 ug/mL
							Benzidine	100 ug/mL
							N-Nitrosodi-n-propylamine	100 ug/mL
							N-Nitrosodimethylamine	100 ug/mL
							N-Nitrosodiphenylamine	100 ug/mL
							Pyridine	100 ug/mL
					SM8270TCL3DPH_00002	2 mL	1,1'-Biphenyl	100 ug/mL
							1,2-Diphenylhydrazine	100 ug/mL
							1-Methylnaphthalene	100 ug/mL
							2-Methylnaphthalene	100 ug/mL
							Acenaphthene	100 ug/mL
							Acenaphthylene	100 ug/mL
							Acetophenone	100 ug/mL
							Anthracene	100 ug/mL
							Azobenzene	100 ug/mL
							Benzo[a]anthracene	100 ug/mL
							Benzo[a]pyrene	100 ug/mL
							Benzo[b]fluoranthene	100 ug/mL
							Benzo[g,h,i]perylene	100 ug/mL
							Benzo[k]fluoranthene	100 ug/mL
							Bis(2-ethylhexyl) phthalate	100 ug/mL
							Butyl benzyl phthalate	100 ug/mL
							Caprolactam	100 ug/mL
							Carbazole	100 ug/mL
							Chrysene	100 ug/mL
							Di-n-butyl phthalate	100 ug/mL
							Di-n-octyl phthalate	100 ug/mL
							Dibenz(a,h)anthracene	100 ug/mL
							Dibenzofuran	100 ug/mL
							Diethyl phthalate	100 ug/mL
							Dimethyl phthalate	100 ug/mL
							Ethyl methacrylate	100 ug/mL
							Fluoranthene	100 ug/mL
							Fluorene	100 ug/mL
							Indeno[1,2,3-cd]pyrene	100 ug/mL

REAGENT TRACEABILITY SUMMARY

Lab Name: TestAmerica Canton Job No.: 240-21987-1

SDG No.:

Reagent ID	Exp Date	Prep Date	Dilutant Used	Reagent Final Volume	Parent Reagent		Analyte	Concentration
					Reagent ID	Volume Added		
							Isophorone	100 ug/mL
							Naphthalene	100 ug/mL
							Phenanthrene	100 ug/mL
							Pyrene	100 ug/mL
					SM8270TCL4_00004	2 mL	1,2,3,5-Tetrachlorobenzene	100 ug/mL
							1,2,4-Trichlorobenzene	100 ug/mL
							1,2-Dichlorobenzene	100 ug/mL
							1,2-Dinitrobenzene	100 ug/mL
							1,3,5-Trichlorobenzene	100 ug/mL
							1,3-Dichlorobenzene	100 ug/mL
							2,4-Dinitrotoluene	100 ug/mL
							2,6-Dinitrotoluene	100 ug/mL
							2-Chloronaphthalene	100 ug/mL
							2-Fluorobiphenyl (Surr)	100 ug/mL
							3-Chloropropionitrile	100 ug/mL
							4-Bromophenyl phenyl ether	100 ug/mL
							4-Chlorophenyl phenyl ether	100 ug/mL
							Benzaldehyde	100 ug/mL
							bis (2-chloroisopropyl) ether	100 ug/mL
							Bis(2-chloroethoxy)methane	100 ug/mL
							Bis(2-chloroethyl)ether	100 ug/mL
							Hexachlorobenzene	100 ug/mL
							Hexachlorobutadiene	100 ug/mL
							Hexachlorocyclopentadiene	100 ug/mL
							Hexachloroethane	100 ug/mL
							Malononitrile	100 ug/mL
							Nitrobenzene	100 ug/mL
							Nitrobenzene-d5 (Surr)	100 ug/mL
							Terphenyl-d14 (Surr)	100 ug/mL
..SM8270TCL1_00003	05/31/16	RESTEK, Lot A081795			(Purchased Reagent)		1,4-Dichlorobenzene	400 ug/mL
							1,4-Dioxane	400 ug/mL
							2,3,5,6-Tetrachlorophenol	400 ug/mL
							2,4,5-Trichlorophenol	400 ug/mL
							2,4,6-Tribromophenol (Surr)	400 ug/mL
							2,4,6-Trichlorophenol	400 ug/mL
							2,4-Dichlorophenol	400 ug/mL
							2,4-Dimethylphenol	400 ug/mL
							2,4-Dinitrophenol	400 ug/mL
							2-Chlorophenol	400 ug/mL
							2-Fluorophenol (Surr)	400 ug/mL
							2-Methylphenol	400 ug/mL
							2-Nitrophenol	400 ug/mL
							3 & 4 Methylphenol	400 ug/mL
							4,6-Dinitro-2-methylphenol	400 ug/mL
							4-Chloro-3-methylphenol	400 ug/mL
							4-Nitrophenol	400 ug/mL
							Benzoic acid	400 ug/mL
							Benzyl alcohol	400 ug/mL

REAGENT TRACEABILITY SUMMARY

Lab Name: TestAmerica Canton Job No.: 240-21987-1

SDG No.:

Reagent ID	Exp Date	Prep Date	Dilutant Used	Reagent Final Volume	Parent Reagent		Analyte	Concentration
					Reagent ID	Volume Added		
							Pentachlorophenol	400 ug/mL
							Phenol	400 ug/mL
							Phenol-d5 (Surr)	400 ug/mL
..SM8270TCL2_00003	04/30/13		RESTEK, Lot A081245		(Purchased Reagent)		2,4-Toluene diamine	400 ug/mL
							2-Nitroaniline	400 ug/mL
							3,3'-Dichlorobenzidine	400 ug/mL
							3,3'-Dimethoxybenzidine	400 ug/mL
							3-Nitroaniline	400 ug/mL
							4,4'-Methylene bis(2-chloroaniline)	400 ug/mL
							4-Chloroaniline	400 ug/mL
							4-Nitroaniline	400 ug/mL
							Aniline	400 ug/mL
							Atrazine	400 ug/mL
							Benzidine	400 ug/mL
							N-Nitrosodi-n-propylamine	400 ug/mL
							N-Nitrosodimethylamine	400 ug/mL
							N-Nitrosodiphenylamine	400 ug/mL
							Pyridine	400 ug/mL
..SM8270TCL3DPH_00002	12/31/14		Restek, Lot A083779		(Purchased Reagent)		1,1'-Biphenyl	400 ug/mL
							1,2-Diphenylhydrazine	400 ug/mL
							1-Methylnaphthalene	400 ug/mL
							2-Methylnaphthalene	400 ug/mL
							Acenaphthene	400 ug/mL
							Acenaphthylene	400 ug/mL
							Acetophenone	400 ug/mL
							Anthracene	400 ug/mL
							Azobenzene	400 ug/mL
							Benzo[a]anthracene	400 ug/mL
							Benzo[a]pyrene	400 ug/mL
							Benzo[b]fluoranthene	400 ug/mL
							Benzo[g,h,i]perylene	400 ug/mL
							Benzo[k]fluoranthene	400 ug/mL
							Bis(2-ethylhexyl) phthalate	400 ug/mL
							Butyl benzyl phthalate	400 ug/mL
							Caprolactam	400 ug/mL
							Carbazole	400 ug/mL
							Chrysene	400 ug/mL
							Di-n-butyl phthalate	400 ug/mL
							Di-n-octyl phthalate	400 ug/mL
							Dibenz(a,h)anthracene	400 ug/mL
							Dibenzofuran	400 ug/mL
							Diethyl phthalate	400 ug/mL
							Dimethyl phthalate	400 ug/mL
							Ethyl methacrylate	400 ug/mL
							Fluoranthene	400 ug/mL
							Fluorene	400 ug/mL
							Indeno[1,2,3-cd]pyrene	400 ug/mL

Lab Name: TestAmerica Canton Job No.: 240-21987-1

SDG No.:

Reagent ID	Exp Date	Prep Date	Dilutant Used	Reagent Final Volume	Parent Reagent		Analyte	Concentration
					Reagent ID	Volume Added		
							Isophorone	400 ug/mL
							Naphthalene	400 ug/mL
							Phenanthrene	400 ug/mL
							Pyrene	400 ug/mL
..SM8270TCL4_00004	05/31/14	Restek, Lot A081933			(Purchased Reagent)		1,2,3,5-Tetrachlorobenzene	400 ug/mL
							1,2,4-Trichlorobenzene	400 ug/mL
							1,2-Dichlorobenzene	400 ug/mL
							1,2-Dinitrobenzene	400 ug/mL
							1,3,5-Trichlorobenzene	400 ug/mL
							1,3-Dichlorobenzene	400 ug/mL
							2,4-Dinitrotoluene	400 ug/mL
							2,6-Dinitrotoluene	400 ug/mL
							2-Chloronaphthalene	400 ug/mL
							2-Fluorobiphenyl (Surr)	400 ug/mL
							3-Chloropropionitrile	400 ug/mL
							4-Bromophenyl phenyl ether	400 ug/mL
							4-Chlorophenyl phenyl ether	400 ug/mL
							Benzaldehyde	400 ug/mL
							bis (2-chloroisopropyl) ether	400 ug/mL
							Bis(2-chloroethoxy)methane	400 ug/mL
							Bis(2-chloroethyl)ether	400 ug/mL
							Hexachlorobenzene	400 ug/mL
							Hexachlorobutadiene	400 ug/mL
							Hexachlorocyclopentadiene	400 ug/mL
							Hexachloroethane	400 ug/mL
							Malononitrile	400 ug/mL
							Nitrobenzene	400 ug/mL
							Nitrobenzene-d5 (Surr)	400 ug/mL
							Terphenyl-d14 (Surr)	400 ug/mL
VGGASCAL_00023	03/28/13	12/28/12	MEOH, Lot 123279	50 mL	VGGASDIL_00007	500 uL	C6-C10	100 ug/mL
							C6-C12	100 ug/mL
.VGGASDIL_00007	03/28/13	12/28/12	MEOH, Lot 123279	50 mL	VGGASSTOCK_00014	0.5 g	C6-C10	10000 ug/mL
							C6-C12	10000 ug/mL
..VGGASSTOCK_00014	10/31/13	ULTRA SCIENTIFIC, Lot S-0681W			(Purchased Reagent)		C6-C10	1 g/g
							C6-C12	1 g/g
VGGASCAL_00025	03/28/13	02/18/13	MEOH, Lot 124454	50 mL	VGGASDIL_00007	500 uL	C6-C12	100 ug/mL
.VGGASDIL_00007	03/28/13	12/28/12	MEOH, Lot 123279	50 mL	VGGASSTOCK_00014	0.5 g	C6-C12	10000 ug/mL
..VGGASSTOCK_00014	10/31/13	ULTRA SCIENTIFIC, Lot S-0681W			(Purchased Reagent)		C6-C12	1 g/g
VGGASCHK_00025	03/14/13	12/14/12	MEOH, Lot 123279	50 mL	VGGASCHKSTK_00020	1 mL	C6-C12	100 ug/mL
.VGGASCHKSTK_00020	04/05/15	ACCU STANDARD, Lot B5040009			(Purchased Reagent)		C6-C12	5 mg/mL
VGGASCHK_00029	06/18/13	03/18/13	MEOH, Lot 124454	50 mL	VGGASCHKSTK_00023	1 mL	C6-C12	100 ug/mL
.VGGASCHKSTK_00023	04/05/15	ACCU STANDARD, Lot B5040009			(Purchased Reagent)		C6-C12	5 mg/mL
VGGASURROGATE_00017	03/12/13	12/12/12	MEOH, Lot 123279	50 mL	VGSURRSTKGAS_00014	1.25 mL	Trifluorotoluene (Surr)	50 ug/mL
.VGSURRSTKGAS_00014	07/31/14	ULTRA SCIENTIFIC, Lot CE-1903A			(Purchased Reagent)		Trifluorotoluene (Surr)	2000 ug/mL
VGGASURROGATE_00018	05/18/13	02/18/13	MEOH, Lot 124454	50 mL	VGSURRSTKGAS_00015	1.25 mL	Trifluorotoluene (Surr)	50 ug/mL
.VGSURRSTKGAS_00015	07/31/14	ULTRA SCIENTIFIC, Lot CE-1903A			(Purchased Reagent)		Trifluorotoluene (Surr)	2000 ug/mL

REAGENT TRACEABILITY SUMMARY

Lab Name: TestAmerica Canton Job No.: 240-21987-1

SDG No.:

Reagent ID	Exp Date	Prep Date	Dilutant Used	Reagent Final Volume	Parent Reagent		Analyte	Concentration
					Reagent ID	Volume Added		
vm100is_stk_00012	07/18/13	01/18/13	MEOH, Lot 124454	50 mL	VMSTM520_00016	2 mL	1,4-Dichlorobenzene-d4	100 ug/mL
							Chlorobenzene-d5	100 ug/mL
							Fluorobenzene	100 ug/mL
.VMSTM520_00016	12/31/14	Ultra Scientific, Lot CH-3660			(Purchased Reagent)		1,4-Dichlorobenzene-d4	2500 ug/mL
							Chlorobenzene-d5	2500 ug/mL
							Fluorobenzene	2500 ug/mL
vm100ss_stk_00012	06/17/13	12/17/12	MEOH, Lot 123279	50 mL	VMstm530_00017	2 mL	1,2-Dichloroethane-d4 (Surr)	100 ug/mL
							4-Bromofluorobenzene (Surr)	100 ug/mL
							Dibromofluoromethane (Surr)	100 ug/mL
							Toluene-d8 (Surr)	100 ug/mL
.VMstm530_00017	05/31/15	Ultra Scientific, Lot CJ-1280			(Purchased Reagent)		1,2-Dichloroethane-d4 (Surr)	2500 ug/mL
							4-Bromofluorobenzene (Surr)	2500 ug/mL
							Dibromofluoromethane (Surr)	2500 ug/mL
							Toluene-d8 (Surr)	2500 ug/mL
vm50ss_00099	03/26/13	03/19/13	MEOH, Lot na	2 mL	vm50ss_stk_00049	2 mL	1,2-Dichloroethane-d4 (Surr)	50 ug/mL
							4-Bromofluorobenzene (Surr)	50 ug/mL
							Dibromofluoromethane (Surr)	50 ug/mL
							Toluene-d8 (Surr)	50 ug/mL
.vm50ss_stk_00049	06/15/13	03/15/13	MEOH, Lot 124454	50 mL	VMstm530_00019	1 mL	1,2-Dichloroethane-d4 (Surr)	50 ug/mL
							4-Bromofluorobenzene (Surr)	50 ug/mL
							Dibromofluoromethane (Surr)	50 ug/mL
							Toluene-d8 (Surr)	50 ug/mL
..VMstm530_00019	05/31/15	Ultra Scientific, Lot CJ-1280			(Purchased Reagent)		1,2-Dichloroethane-d4 (Surr)	2500 ug/mL
							4-Bromofluorobenzene (Surr)	2500 ug/mL
							Dibromofluoromethane (Surr)	2500 ug/mL
							Toluene-d8 (Surr)	2500 ug/mL
VMCGAS_00114	03/24/13	03/17/13	MEOH, Lot 124454	10 mL	VMDWM544_00012	250 uL	Bromomethane	50 ug/mL
							Chloroethane	50 ug/mL
							Chloromethane	50 ug/mL
							Dichlorodifluoromethane	50 ug/mL
							Trichlorofluoromethane	50 ug/mL
							Vinyl chloride	50 ug/mL
.VMDWM544_00012	06/30/15	ULTRA, Lot CJ-1658			(Purchased Reagent)		Bromomethane	2000 ug/mL
							Chloroethane	2000 ug/mL
							Chloromethane	2000 ug/mL
							Dichlorodifluoromethane	2000 ug/mL
							Trichlorofluoromethane	2000 ug/mL
							Vinyl chloride	2000 ug/mL
VMCGAS_00115	04/01/13	03/25/13	MEOH, Lot 124454	10 mL	VMDWM544_00012	250 uL	Bromomethane	50 ug/mL
							Chloroethane	50 ug/mL
							Chloromethane	50 ug/mL
							Vinyl chloride	50 ug/mL
.VMDWM544_00012	06/30/15	ULTRA, Lot CJ-1658			(Purchased Reagent)		Bromomethane	2000 ug/mL
							Chloroethane	2000 ug/mL
							Chloromethane	2000 ug/mL
							Vinyl chloride	2000 ug/mL

REAGENT TRACEABILITY SUMMARY

Lab Name: TestAmerica Canton Job No.: 240-21987-1

SDG No.:

Reagent ID	Exp Date	Prep Date	Dilutant Used	Reagent Final Volume	Parent Reagent		Analyte	Concentration
					Reagent ID	Volume Added		
VMFASWS_00136	03/20/13	03/17/13	MEOH, Lot na	3 mL	VMFAS_00036	3 mL	Bromomethane	25 ug/mL
							Chloroethane	25 ug/mL
							Chloromethane	25 ug/mL
							Vinyl chloride	25 ug/mL
							1,1,1-Trichloroethane	25 ug/mL
							1,1,2,2-Tetrachloroethane	25 ug/mL
							1,1,2-Trichloroethane	25 ug/mL
							1,1-Dichloroethane	25 ug/mL
							1,1-Dichloroethene	25 ug/mL
							1,2-Dibromoethane	25 ug/mL
							1,2-Dichloroethane	25 ug/mL
							1,2-Dichloroethene, Total	50 ug/mL
							1,2-Dichloropropane	25 ug/mL
							Benzene	25 ug/mL
							Bromodichloromethane	25 ug/mL
							Bromoform	25 ug/mL
							Carbon disulfide	25 ug/mL
							Carbon tetrachloride	25 ug/mL
							Chlorobenzene	25 ug/mL
							Chloroform	25 ug/mL
							cis-1,2-Dichloroethene	25 ug/mL
							cis-1,3-Dichloropropene	25 ug/mL
							Dibromochloromethane	25 ug/mL
							Ethylbenzene	25 ug/mL
							m-Xylene & p-Xylene	50 ug/mL
							Methyl tert-butyl ether	25 ug/mL
							Methylene Chloride	25 ug/mL
							o-Xylene	25 ug/mL
							Styrene	25 ug/mL
							Tetrachloroethene	25 ug/mL
							Toluene	25 ug/mL
							trans-1,2-Dichloroethene	25 ug/mL
							trans-1,3-Dichloropropene	25 ug/mL
							Trichloroethene	25 ug/mL
							Xylenes, Total	75 ug/mL
							Bromochloromethane	25 ug/mL
							2-Butanone (MEK)	50 ug/mL
							2-Hexanone	50 ug/mL
							4-Methyl-2-pentanone (MIBK)	50 ug/mL
							Acetone	50 ug/mL
.VMFAS_00036	03/20/13	02/20/13	MEOH, Lot 124454	100 mL	VM48799U_00012	1.25 mL	Bromomethane	25 ug/mL
							Chloroethane	25 ug/mL
							Chloromethane	25 ug/mL
							Vinyl chloride	25 ug/mL
					VM556005_00011	1 mL	1,1,1-Trichloroethane	25 ug/mL
							1,1,2,2-Tetrachloroethane	25 ug/mL
							1,1,2-Trichloroethane	25 ug/mL
							1,1-Dichloroethane	25 ug/mL

REAGENT TRACEABILITY SUMMARY

Lab Name: TestAmerica Canton Job No.: 240-21987-1

SDG No.:

Reagent ID	Exp Date	Prep Date	Dilutant Used	Reagent Final Volume	Parent Reagent		Analyte	Concentration
					Reagent ID	Volume Added		
							1,1-Dichloroethene	25 ug/mL
							1,2-Dibromoethane	25 ug/mL
							1,2-Dichloroethane	25 ug/mL
							1,2-Dichloroethene, Total	50 ug/mL
							1,2-Dichloropropane	25 ug/mL
							Benzene	25 ug/mL
							Bromodichloromethane	25 ug/mL
							Bromoform	25 ug/mL
							Carbon disulfide	25 ug/mL
							Carbon tetrachloride	25 ug/mL
							Chlorobenzene	25 ug/mL
							Chloroform	25 ug/mL
							cis-1,2-Dichloroethene	25 ug/mL
							cis-1,3-Dichloropropene	25 ug/mL
							Dibromochloromethane	25 ug/mL
							Ethylbenzene	25 ug/mL
							m-Xylene & p-Xylene	50 ug/mL
							Methyl tert-butyl ether	25 ug/mL
							Methylene Chloride	25 ug/mL
							o-Xylene	25 ug/mL
							Styrene	25 ug/mL
							Tetrachloroethene	25 ug/mL
							Toluene	25 ug/mL
							trans-1,2-Dichloroethene	25 ug/mL
							trans-1,3-Dichloropropene	25 ug/mL
							Trichloroethene	25 ug/mL
							Xylenes, Total	75 ug/mL
					VM563136_00007	1 mL	Bromochloromethane	25 ug/mL
					VM861149_00034	2.5 mL	2-Butanone (MEK)	50 ug/mL
							2-Hexanone	50 ug/mL
							4-Methyl-2-pentanone (MIBK)	50 ug/mL
							Acetone	50 ug/mL
..VM48799U_00012	06/30/13	Supelco, Lot LB91213			(Purchased Reagent)		Bromomethane	2000 ug/mL
							Chloroethane	2000 ug/mL
							Chloromethane	2000 ug/mL
							Vinyl chloride	2000 ug/mL
..VM556005_00011	05/31/13	Restek, Lot A085142			(Purchased Reagent)		1,1,1-Trichloroethane	2500 ug/mL
							1,1,2,2-Tetrachloroethane	2500 ug/mL
							1,1,2-Trichloroethane	2500 ug/mL
							1,1-Dichloroethane	2500 ug/mL
							1,1-Dichloroethene	2500 ug/mL
							1,2-Dibromoethane	2500 ug/mL
							1,2-Dichloroethane	2500 ug/mL
							1,2-Dichloroethene, Total	5000 ug/mL
							1,2-Dichloropropane	2500 ug/mL
							Benzene	2500 ug/mL
							Bromodichloromethane	2500 ug/mL
							Bromoform	2500 ug/mL

REAGENT TRACEABILITY SUMMARY

Lab Name: TestAmerica Canton Job No.: 240-21987-1

SDG No.:

Reagent ID	Exp Date	Prep Date	Dilutant Used	Reagent Final Volume	Parent Reagent		Analyte	Concentration
					Reagent ID	Volume Added		
							Carbon disulfide	2500 ug/mL
							Carbon tetrachloride	2500 ug/mL
							Chlorobenzene	2500 ug/mL
							Chloroform	2500 ug/mL
							cis-1,2-Dichloroethene	2500 ug/mL
							cis-1,3-Dichloropropene	2500 ug/mL
							Dibromochloromethane	2500 ug/mL
							Ethylbenzene	2500 ug/mL
							m-Xylene & p-Xylene	5000 ug/mL
							Methyl tert-butyl ether	2500 ug/mL
							Methylene Chloride	2500 ug/mL
							o-Xylene	2500 ug/mL
							Styrene	2500 ug/mL
							Tetrachloroethene	2500 ug/mL
							Toluene	2500 ug/mL
							trans-1,2-Dichloroethene	2500 ug/mL
							trans-1,3-Dichloropropene	2500 ug/mL
							Trichloroethene	2500 ug/mL
							Xylenes, Total	7500 ug/mL
..VM563136_00007	11/30/16	Restek, Lot A085140			(Purchased Reagent)		Bromochloromethane	2500 ug/mL
..VM861149_00034	04/30/15	Supelco, Lot LB96725			(Purchased Reagent)		2-Butanone (MEK)	2000 ug/mL
							2-Hexanone	2000 ug/mL
							4-Methyl-2-pentanone (MIBK)	2000 ug/mL
							Acetone	2000 ug/mL
VMFASWS_00139	04/04/13	03/28/13	MEOH, Lot na	3 mL	VMFAS_00037	3 mL	Bromomethane	25 ug/mL
							Chloroethane	25 ug/mL
							Chloromethane	25 ug/mL
							Vinyl chloride	25 ug/mL
							1,1,1-Trichloroethane	25 ug/mL
							1,1,2,2-Tetrachloroethane	25 ug/mL
							1,1,2-Trichloroethane	25 ug/mL
							1,1-Dichloroethane	25 ug/mL
							1,1-Dichloroethene	25 ug/mL
							1,2-Dibromoethane	25 ug/mL
							1,2-Dichloroethane	25 ug/mL
							1,2-Dichloroethene, Total	50 ug/mL
							1,2-Dichloropropane	25 ug/mL
							Benzene	25 ug/mL
							Bromodichloromethane	25 ug/mL
							Bromoform	25 ug/mL
							Carbon disulfide	25 ug/mL
							Carbon tetrachloride	25 ug/mL
							Chlorobenzene	25 ug/mL
							Chloroform	25 ug/mL
							cis-1,3-Dichloropropene	25 ug/mL
							Dibromochloromethane	25 ug/mL
							Ethylbenzene	25 ug/mL

REAGENT TRACEABILITY SUMMARY

Lab Name: TestAmerica Canton Job No.: 240-21987-1

SDG No.:

Reagent ID	Exp Date	Prep Date	Dilutant Used	Reagent Final Volume	Parent Reagent		Analyte	Concentration
					Reagent ID	Volume Added		
							Methyl tert-butyl ether	25 ug/mL
							Methylene Chloride	25 ug/mL
							Styrene	25 ug/mL
							Tetrachloroethene	25 ug/mL
							Toluene	25 ug/mL
							trans-1,3-Dichloropropene	25 ug/mL
							Trichloroethene	25 ug/mL
							Xylenes, Total	75 ug/mL
							Bromochloromethane	25 ug/mL
							2-Butanone (MEK)	50 ug/mL
							2-Hexanone	50 ug/mL
							4-Methyl-2-pentanone (MIBK)	50 ug/mL
							Acetone	50 ug/mL
.VMFAS_00037	04/20/13	03/20/13	MEOH, Lot 124454	100 mL	VM48799U_00011	1.25 mL	Bromomethane	25 ug/mL
							Chloroethane	25 ug/mL
							Chloromethane	25 ug/mL
							Vinyl chloride	25 ug/mL
					VM556005_00011	1 mL	1,1,1-Trichloroethane	25 ug/mL
							1,1,2,2-Tetrachloroethane	25 ug/mL
							1,1,2-Trichloroethane	25 ug/mL
							1,1-Dichloroethane	25 ug/mL
							1,1-Dichloroethene	25 ug/mL
							1,2-Dibromoethane	25 ug/mL
							1,2-Dichloroethane	25 ug/mL
							1,2-Dichloroethene, Total	50 ug/mL
							1,2-Dichloropropane	25 ug/mL
							Benzene	25 ug/mL
							Bromodichloromethane	25 ug/mL
							Bromoform	25 ug/mL
							Carbon disulfide	25 ug/mL
							Carbon tetrachloride	25 ug/mL
							Chlorobenzene	25 ug/mL
							Chloroform	25 ug/mL
							cis-1,3-Dichloropropene	25 ug/mL
							Dibromochloromethane	25 ug/mL
							Ethylbenzene	25 ug/mL
							Methyl tert-butyl ether	25 ug/mL
							Methylene Chloride	25 ug/mL
							Styrene	25 ug/mL
							Tetrachloroethene	25 ug/mL
							Toluene	25 ug/mL
							trans-1,3-Dichloropropene	25 ug/mL
							Trichloroethene	25 ug/mL
							Xylenes, Total	75 ug/mL
					VM563136_00007	1 mL	Bromochloromethane	25 ug/mL
					VM861149_00022	2.5 mL	2-Butanone (MEK)	50 ug/mL
							2-Hexanone	50 ug/mL
							4-Methyl-2-pentanone (MIBK)	50 ug/mL

REAGENT TRACEABILITY SUMMARY

Lab Name: TestAmerica Canton Job No.: 240-21987-1

SDG No.:

Reagent ID	Exp Date	Prep Date	Dilutant Used	Reagent Final Volume	Parent Reagent		Analyte	Concentration
					Reagent ID	Volume Added		
							Acetone	50 ug/mL
..VM48799U_00011	06/30/13	Supelco, Lot LB91213			(Purchased Reagent)		Bromomethane	2000 ug/mL
							Chloroethane	2000 ug/mL
							Chloromethane	2000 ug/mL
							Vinyl chloride	2000 ug/mL
..VM556005_00011	05/31/13	Restek, Lot A085142			(Purchased Reagent)		1,1,1-Trichloroethane	2500 ug/mL
							1,1,2,2-Tetrachloroethane	2500 ug/mL
							1,1,2-Trichloroethane	2500 ug/mL
							1,1-Dichloroethane	2500 ug/mL
							1,1-Dichloroethene	2500 ug/mL
							1,2-Dibromoethane	2500 ug/mL
							1,2-Dichloroethane	2500 ug/mL
							1,2-Dichloroethene, Total	5000 ug/mL
							1,2-Dichloropropane	2500 ug/mL
							Benzene	2500 ug/mL
							Bromodichloromethane	2500 ug/mL
							Bromoform	2500 ug/mL
							Carbon disulfide	2500 ug/mL
							Carbon tetrachloride	2500 ug/mL
							Chlorobenzene	2500 ug/mL
							Chloroform	2500 ug/mL
							cis-1,3-Dichloropropene	2500 ug/mL
							Dibromochloromethane	2500 ug/mL
							Ethylbenzene	2500 ug/mL
							Methyl tert-butyl ether	2500 ug/mL
							Methylene Chloride	2500 ug/mL
							Styrene	2500 ug/mL
							Tetrachloroethene	2500 ug/mL
							Toluene	2500 ug/mL
							trans-1,3-Dichloropropene	2500 ug/mL
							Trichloroethene	2500 ug/mL
							Xylenes, Total	7500 ug/mL
..VM563136_00007	11/30/16	Restek, Lot A085140			(Purchased Reagent)		Bromochloromethane	2500 ug/mL
..VM861149_00022	11/30/13	Supelco, Lot LB85301			(Purchased Reagent)		2-Butanone (MEK)	2000 ug/mL
							2-Hexanone	2000 ug/mL
							4-Methyl-2-pentanone (MIBK)	2000 ug/mL
							Acetone	2000 ug/mL
VMPRIMARY_00172	03/24/13	03/17/13	MEOH, Lot na	1 mL	VMCUS7814_00021	1 mL	1,1,1,2-Tetrachloroethane	50 ug/mL
							1,1,1-Trichloroethane	50 ug/mL
							1,1,2,2-Tetrachloroethane	50 ug/mL
							1,1,2-Trichloro-1,2,2-trifluor oethane	50 ug/mL
							1,1,2-Trichloroethane	50 ug/mL
							1,1-Dichloroethane	50 ug/mL
							1,1-Dichloroethene	50 ug/mL
							1,1-Dichloropropene	50 ug/mL
							1,2,3-Trichlorobenzene	50 ug/mL
							1,2,3-Trichloropropane	50 ug/mL

REAGENT TRACEABILITY SUMMARY

Lab Name: TestAmerica Canton Job No.: 240-21987-1

SDG No.:

Reagent ID	Exp Date	Prep Date	Dilutant Used	Reagent Final Volume	Parent Reagent		Analyte	Concentration
					Reagent ID	Volume Added		
							1,2,4-Trichlorobenzene	50 ug/mL
							1,2,4-Trimethylbenzene	50 ug/mL
							1,2-Dibromo-3-Chloropropane	50 ug/mL
							1,2-Dibromoethane	50 ug/mL
							1,2-Dichlorobenzene	50 ug/mL
							1,2-Dichloroethane	50 ug/mL
							1,2-Dichloroethene, Total	100 ug/mL
							1,2-Dichloropropane	50 ug/mL
							1,3,5-Trichlorobenzene	50 ug/mL
							1,3,5-Trimethylbenzene	50 ug/mL
							1,3-Dichlorobenzene	50 ug/mL
							1,3-Dichloropropane	50 ug/mL
							1,4-Dichlorobenzene	50 ug/mL
							1,4-Dioxane	2500 ug/mL
							2,2-Dichloropropane	50 ug/mL
							2-Chlorotoluene	50 ug/mL
							2-Methyl-2-propanol	1000 ug/mL
							4-Chlorotoluene	50 ug/mL
							4-Isopropyltoluene	50 ug/mL
							Benzene	50 ug/mL
							Bromobenzene	50 ug/mL
							Bromochloromethane	50 ug/mL
							Bromodichloromethane	50 ug/mL
							Bromoform	50 ug/mL
							Carbon disulfide	50 ug/mL
							Carbon tetrachloride	50 ug/mL
							Chlorobenzene	50 ug/mL
							Chloroform	50 ug/mL
							cis-1,2-Dichloroethene	50 ug/mL
							cis-1,3-Dichloropropene	50 ug/mL
							Cyclohexane	50 ug/mL
							Dibromochloromethane	50 ug/mL
							Dibromomethane	50 ug/mL
							Ethyl methacrylate	50 ug/mL
							Ethylbenzene	50 ug/mL
							Hexachlorobutadiene	50 ug/mL
							Hexane	50 ug/mL
							Iodomethane	50 ug/mL
							Isopropylbenzene	50 ug/mL
							m-Xylene & p-Xylene	100 ug/mL
							Methyl acetate	50 ug/mL
							Methyl tert-butyl ether	50 ug/mL
							Methylcyclohexane	50 ug/mL
							Methylene Chloride	50 ug/mL
							n-Butylbenzene	50 ug/mL
							N-Propylbenzene	50 ug/mL
							Naphthalene	50 ug/mL
							o-Xylene	50 ug/mL

REAGENT TRACEABILITY SUMMARY

Lab Name: TestAmerica Canton Job No.: 240-21987-1

SDG No.:

Reagent ID	Exp Date	Prep Date	Dilutant Used	Reagent Final Volume	Parent Reagent		Analyte	Concentration
					Reagent ID	Volume Added		
							sec-Butylbenzene	50 ug/mL
							Styrene	50 ug/mL
							tert-Butylbenzene	50 ug/mL
							Tetrachloroethene	50 ug/mL
							Tetrahydrofuran	50 ug/mL
							Toluene	50 ug/mL
							trans-1,2-Dichloroethene	50 ug/mL
							trans-1,3-Dichloropropene	50 ug/mL
							trans-1,4-Dichloro-2-butene	50 ug/mL
							Trichloroethene	50 ug/mL
							Xylenes, Total	150 ug/mL
.VMCUS7814_00021	01/31/15	Ultra Scientific, Lot CJ-4366			(Purchased Reagent)		1,1,1,2-Tetrachloroethane	50 ug/mL
							1,1,1-Trichloroethane	50 ug/mL
							1,1,2,2-Tetrachloroethane	50 ug/mL
							1,1,2-Trichloro-1,2,2-trifluor oethane	50 ug/mL
							1,1,2-Trichloroethane	50 ug/mL
							1,1-Dichloroethane	50 ug/mL
							1,1-Dichloroethene	50 ug/mL
							1,1-Dichloropropene	50 ug/mL
							1,2,3-Trichlorobenzene	50 ug/mL
							1,2,3-Trichloropropane	50 ug/mL
							1,2,4-Trichlorobenzene	50 ug/mL
							1,2,4-Trimethylbenzene	50 ug/mL
							1,2-Dibromo-3-Chloropropane	50 ug/mL
							1,2-Dibromoethane	50 ug/mL
							1,2-Dichlorobenzene	50 ug/mL
							1,2-Dichloroethane	50 ug/mL
							1,2-Dichloroethene, Total	100 ug/mL
							1,2-Dichloropropane	50 ug/mL
							1,3,5-Trichlorobenzene	50 ug/mL
							1,3,5-Trimethylbenzene	50 ug/mL
							1,3-Dichlorobenzene	50 ug/mL
							1,3-Dichloropropane	50 ug/mL
							1,4-Dichlorobenzene	50 ug/mL
							1,4-Dioxane	2500 ug/mL
							2,2-Dichloropropane	50 ug/mL
							2-Chlorotoluene	50 ug/mL
							2-Methyl-2-propanol	1000 ug/mL
							4-Chlorotoluene	50 ug/mL
							4-Isopropyltoluene	50 ug/mL
							Benzene	50 ug/mL
							Bromobenzene	50 ug/mL
							Bromochloromethane	50 ug/mL
							Bromodichloromethane	50 ug/mL
							Bromoform	50 ug/mL
							Carbon disulfide	50 ug/mL
							Carbon tetrachloride	50 ug/mL

REAGENT TRACEABILITY SUMMARY

Lab Name: TestAmerica Canton Job No.: 240-21987-1

SDG No.:

Reagent ID	Exp Date	Prep Date	Dilutant Used	Reagent Final Volume	Parent Reagent		Analyte	Concentration
					Reagent ID	Volume Added		
							Chlorobenzene	50 ug/mL
							Chloroform	50 ug/mL
							cis-1,2-Dichloroethene	50 ug/mL
							cis-1,3-Dichloropropene	50 ug/mL
							Cyclohexane	50 ug/mL
							Dibromochloromethane	50 ug/mL
							Dibromomethane	50 ug/mL
							Ethyl methacrylate	50 ug/mL
							Ethylbenzene	50 ug/mL
							Hexachlorobutadiene	50 ug/mL
							Hexane	50 ug/mL
							Iodomethane	50 ug/mL
							Isopropylbenzene	50 ug/mL
							m-Xylene & p-Xylene	100 ug/mL
							Methyl acetate	50 ug/mL
							Methyl tert-butyl ether	50 ug/mL
							Methylcyclohexane	50 ug/mL
							Methylene Chloride	50 ug/mL
							n-Butylbenzene	50 ug/mL
							N-Propylbenzene	50 ug/mL
							Naphthalene	50 ug/mL
							o-Xylene	50 ug/mL
							sec-Butylbenzene	50 ug/mL
							Styrene	50 ug/mL
							tert-Butylbenzene	50 ug/mL
							Tetrachloroethene	50 ug/mL
							Tetrahydrofuran	50 ug/mL
							Toluene	50 ug/mL
							trans-1,2-Dichloroethene	50 ug/mL
							trans-1,3-Dichloropropene	50 ug/mL
							trans-1,4-Dichloro-2-butene	50 ug/mL
							Trichloroethene	50 ug/mL
							Xylenes, Total	150 ug/mL
VMPRIMARY_00173	04/01/13	03/25/13	MEOH, Lot na	1 mL	VMCUS7814_00021	1 mL	1,1,1-Trichloroethane	50 ug/mL
							1,1,2,2-Tetrachloroethane	50 ug/mL
							1,1,2-Trichloroethane	50 ug/mL
							1,1-Dichloroethane	50 ug/mL
							1,1-Dichloroethene	50 ug/mL
							1,2-Dibromoethane	50 ug/mL
							1,2-Dichloroethane	50 ug/mL
							1,2-Dichloroethene, Total	100 ug/mL
							1,2-Dichloropropane	50 ug/mL
							Benzene	50 ug/mL
							Bromochloromethane	50 ug/mL
							Bromodichloromethane	50 ug/mL
							Bromoform	50 ug/mL
							Carbon disulfide	50 ug/mL

REAGENT TRACEABILITY SUMMARY

Lab Name: TestAmerica Canton Job No.: 240-21987-1

SDG No.:

Reagent ID	Exp Date	Prep Date	Dilutant Used	Reagent Final Volume	Parent Reagent		Analyte	Concentration
					Reagent ID	Volume Added		
							Carbon tetrachloride	50 ug/mL
							Chlorobenzene	50 ug/mL
							Chloroform	50 ug/mL
							cis-1,2-Dichloroethene	50 ug/mL
							cis-1,3-Dichloropropene	50 ug/mL
							Dibromochloromethane	50 ug/mL
							Ethylbenzene	50 ug/mL
							m-Xylene & p-Xylene	100 ug/mL
							Methyl tert-butyl ether	50 ug/mL
							Methylene Chloride	50 ug/mL
							o-Xylene	50 ug/mL
							Styrene	50 ug/mL
							Tetrachloroethene	50 ug/mL
							Toluene	50 ug/mL
							trans-1,2-Dichloroethene	50 ug/mL
							trans-1,3-Dichloropropene	50 ug/mL
							Trichloroethene	50 ug/mL
							Xylenes, Total	150 ug/mL
.VMCUS7814_00021	01/31/15	Ultra Scientific, Lot CJ-4366			(Purchased Reagent)		1,1,1-Trichloroethane	50 ug/mL
							1,1,2,2-Tetrachloroethane	50 ug/mL
							1,1,2-Trichloroethane	50 ug/mL
							1,1-Dichloroethane	50 ug/mL
							1,1-Dichloroethene	50 ug/mL
							1,2-Dibromoethane	50 ug/mL
							1,2-Dichloroethane	50 ug/mL
							1,2-Dichloroethene, Total	100 ug/mL
							1,2-Dichloropropane	50 ug/mL
							Benzene	50 ug/mL
							Bromochloromethane	50 ug/mL
							Bromodichloromethane	50 ug/mL
							Bromoform	50 ug/mL
							Carbon disulfide	50 ug/mL
							Carbon tetrachloride	50 ug/mL
							Chlorobenzene	50 ug/mL
							Chloroform	50 ug/mL
							cis-1,2-Dichloroethene	50 ug/mL
							cis-1,3-Dichloropropene	50 ug/mL
							Dibromochloromethane	50 ug/mL
							Ethylbenzene	50 ug/mL
							m-Xylene & p-Xylene	100 ug/mL
							Methyl tert-butyl ether	50 ug/mL
							Methylene Chloride	50 ug/mL
							o-Xylene	50 ug/mL
							Styrene	50 ug/mL
							Tetrachloroethene	50 ug/mL
							Toluene	50 ug/mL
							trans-1,2-Dichloroethene	50 ug/mL
							trans-1,3-Dichloropropene	50 ug/mL

REAGENT TRACEABILITY SUMMARY

Lab Name: TestAmerica Canton Job No.: 240-21987-1

SDG No.:

Reagent ID	Exp Date	Prep Date	Dilutant Used	Reagent Final Volume	Parent Reagent		Analyte	Concentration
					Reagent ID	Volume Added		
							Trichloroethene	50 ug/mL
							Xylenes, Total	150 ug/mL
VMSUPPW_00118	03/24/13	03/17/13	MEOH, Lot na	1 mL	VMSUPP_00019	1 mL	2-Butanone (MEK)	100 ug/mL
							2-Hexanone	100 ug/mL
							4-Methyl-2-pentanone (MIBK)	100 ug/mL
							Acetone	100 ug/mL
							Vinyl acetate	50 ug/mL
							Acetonitrile	500 ug/mL
							Acrolein	500 ug/mL
							Acrylonitrile	100 ug/mL
							2-Chloroethyl vinyl ether	100 ug/mL
.VMSUPP_00019	04/30/13	01/31/13	MEOH, Lot 124454	50 mL	VM30006_00004	1 mL	2-Butanone (MEK)	100 ug/mL
							2-Hexanone	100 ug/mL
							4-Methyl-2-pentanone (MIBK)	100 ug/mL
							Acetone	100 ug/mL
					VMCU5013_00009	1 mL	Vinyl acetate	50 ug/mL
					VMCUS8634_00008	1 mL	Acetonitrile	500 ug/mL
							Acrolein	500 ug/mL
							Acrylonitrile	100 ug/mL
					VMEPA1016_00006	1 mL	2-Chloroethyl vinyl ether	100 ug/mL
..VM30006_00004	11/30/13	Restek, Lot A076449			(Purchased Reagent)		2-Butanone (MEK)	5000 ug/mL
							2-Hexanone	5000 ug/mL
							4-Methyl-2-pentanone (MIBK)	5000 ug/mL
							Acetone	5000 ug/mL
..VMCU5013_00009	05/31/13	Ultra, Lot CK-0277			(Purchased Reagent)		Vinyl acetate	2500 ug/mL
..VMCUS8634_00008	05/31/13	Ultra, Lot CK-0228			(Purchased Reagent)		Acetonitrile	25000 ug/mL
							Acrolein	25000 ug/mL
							Acrylonitrile	5000 ug/mL
..VMEPA1016_00006	06/30/14	Ultra, Lot CG-0850A			(Purchased Reagent)		2-Chloroethyl vinyl ether	5000 ug/mL
VMSUPPW_00119	04/01/13	03/25/13	MEOH, Lot na	1 mL	VMSUPP_00019	1 mL	2-Butanone (MEK)	100 ug/mL
							2-Hexanone	100 ug/mL
							4-Methyl-2-pentanone (MIBK)	100 ug/mL
							Acetone	100 ug/mL
.VMSUPP_00019	04/30/13	01/31/13	MEOH, Lot 124454	50 mL	VM30006_00004	1 mL	2-Butanone (MEK)	100 ug/mL
							2-Hexanone	100 ug/mL
							4-Methyl-2-pentanone (MIBK)	100 ug/mL
							Acetone	100 ug/mL
..VM30006_00004	11/30/13	Restek, Lot A076449			(Purchased Reagent)		2-Butanone (MEK)	5000 ug/mL
							2-Hexanone	5000 ug/mL
							4-Methyl-2-pentanone (MIBK)	5000 ug/mL
							Acetone	5000 ug/mL
WCCHROME50PM2_00010	05/19/13	11/19/12	DIWATER, Lot 11/19/12	1000 mL	WCCHROMSTOCK2_00001	0.1414 g	Cr (VI)	49.9764 mg/L
.WCCHROMSTOCK2_00001	12/14/14	FISHER, Lot 085767a			(Purchased Reagent)		Cr (VI)	0.35344 g/g
WCCHROME50PPM_00009	05/19/13	11/19/12	DIWATER, Lot 11/19/12	1000 mL	WCCHROMSTOCK1_00002	0.1414 g	Cr (VI)	49.9764 mg/L
.WCCHROMSTOCK1_00002	10/14/15	FISHER, Lot 094236			(Purchased Reagent)		Cr (VI)	0.35344 g/g

REAGENT TRACEABILITY SUMMARY

Lab Name: TestAmerica Pittsburgh Job No.: 240-21987-1

SDG No.:

Reagent ID	Exp Date	Prep Date	Dilutant Used	Reagent Final Volume	Parent Reagent		Analyte	Concentration
					Reagent ID	Volume Added		
CCVHL1_00001	05/01/13	02/11/13	2% Nitric Acid, Lot 12756	50 mL	MCGAL10-1_00004	2.5 mL	Aluminum	500 ppm
					MCGBA1-1_00003	0.75 mL	Barium	15 ppm
					MCGCR(3)1-1_00003	1 mL	Chromium	20 ppm
					MCGCU1-1_00003	1 mL	Copper	20 ppm
					MCGFE10-1_00003	2.5 mL	Iron	500 ppm
					MCGMN1-1_00003	1 mL	Manganese	20 ppm
					MCGNI1-1_00003	0.5 mL	Nickel	10 ppm
					MCGPB1-1_00003	1 mL	Lead	20 ppm
					MCGZN1-1_00003	1 mL	Zinc	20 ppm
.MCGAL10-1_00004	12/01/13	Inorganic Ventures, Lot E2-AL04115			(Purchased Reagent)		Aluminum	10000 ppm
.MCGBA1-1_00003	12/01/13	Inorganic Ventures, Lot D2-BA02066			(Purchased Reagent)		Barium	1000 ppm
.MCGCR(3)1-1_00003	12/01/13	Inorganic Ventures, Lot E2-CR03060			(Purchased Reagent)		Chromium	1000 ppm
.MCGCU1-1_00003	12/01/13	Inorganic Ventures, Lot D2-CU02130			(Purchased Reagent)		Copper	1000 ppm
.MCGFE10-1_00003	06/01/13	Inorganic Ventures, Lot E2-FE03145			(Purchased Reagent)		Iron	10000 ppm
.MCGMN1-1_00003	08/01/13	Inorganic Ventures, Lot E2-MN02093			(Purchased Reagent)		Manganese	1000 ppm
.MCGNI1-1_00003	12/01/13	Inorganic Ventures, Lot D2-NI02074			(Purchased Reagent)		Nickel	1000 ppm
.MCGPB1-1_00003	05/01/13	Inorganic Ventures, Lot F2-PB03035			(Purchased Reagent)		Lead	1000 ppm
.MCGZN1-1_00003	12/01/13	Inorganic Ventures, Lot D2-ZN02075			(Purchased Reagent)		Zinc	1000 ppm
CCVHL2_00001	05/01/13	02/11/13	2% Nitric Acid, Lot 12756	50 mL	MCGCA10-1_00003	5 mL	Calcium	1000 ppm
					MCGK10-1_00003	2.5 mL	Potassium	500 ppm
					MCGMG10-1_00004	5 mL	Magnesium	1000 ppm
					MCGNA10-1_00003	2.5 mL	Sodium	500 ppm
.MCGCA10-1_00003	06/01/13	Inorganic Ventures, Lot F2-CA04043			(Purchased Reagent)		Calcium	10000 ppm
.MCGK10-1_00003	05/01/13	Inorganic Ventures, Lot F2-K03029			(Purchased Reagent)		Potassium	10000 ppm
.MCGMG10-1_00004	12/01/13	Inorganic Ventures, Lot E2-MG03106			(Purchased Reagent)		Magnesium	10000 ppm
.MCGNA10-1_00003	08/01/13	Inorganic Ventures, Lot E2-NA03095			(Purchased Reagent)		Sodium	10000 ppm
MCCV1X_00039	05/01/13	04/01/13	2% Nitric Acid, Lot K35N55	500 mL	MCALSPECAREV_00004	10 mL	Aluminum	0.5 ppm
							Arsenic	0.1 ppm
							Barium	0.1 ppm
							Beryllium	0.1 ppm
							Cadmium	0.1 ppm
							Calcium	50 ppm
							Chromium	0.1 ppm
							Cobalt	0.1 ppm
							Copper	0.1 ppm
							Iron	25 ppm
							Lead	0.1 ppm
							Magnesium	50 ppm
							Manganese	0.5 ppm
							Nickel	0.1 ppm
							Potassium	50 ppm
							Selenium	0.1 ppm
							Silver	0.1 ppm
							Sodium	50 ppm

REAGENT TRACEABILITY SUMMARY

Lab Name: TestAmerica Pittsburgh Job No.: 240-21987-1

SDG No.:

Reagent ID	Exp Date	Prep Date	Dilutant Used	Reagent Final Volume	Parent Reagent		Analyte	Concentration
					Reagent ID	Volume Added		
							Thallium	0.1 ppm
							Vanadium	0.1 ppm
							Zinc	0.1 ppm
					MCALSPECB_00005	10 mL	Antimony	0.1 ppm
.MCALSPECAREV_00004	04/01/14	Inorganic Ventures, Lot F2-MEB415031			(Purchased Reagent)		Aluminum	25 ppm
							Arsenic	5 ppm
							Barium	5 ppm
							Beryllium	5 ppm
							Cadmium	5 ppm
							Calcium	2500 ppm
							Chromium	5 ppm
							Cobalt	5 ppm
							Copper	5 ppm
							Iron	1250 ppm
							Lead	5 ppm
							Magnesium	2500 ppm
							Manganese	25 ppm
							Nickel	5 ppm
							Potassium	2500 ppm
							Selenium	5 ppm
							Silver	5 ppm
							Sodium	2500 ppm
							Thallium	5 ppm
							Vanadium	5 ppm
							Zinc	5 ppm
.MCALSPECB_00005	04/01/14	Inorganic Ventures, Lot F2-MEB415032			(Purchased Reagent)		Antimony	5 ppm
MCRIX_00028	04/17/13	03/17/13	HNO3, Lot K09N65	250 mL	MMSCRI-1B_00002	1 mL	Aluminum	0.03 ppm
							Arsenic	0.001 ppm
							Barium	0.01 ppm
							Beryllium	0.001 ppm
							Cadmium	0.001 ppm
							Calcium	0.1 ppm
							Chromium	0.002 ppm
							Cobalt	0.0005 ppm
							Copper	0.002 ppm
							Iron	0.05 ppm
							Lead	0.001 ppm
							Magnesium	0.1 ppm
							Manganese	0.005 ppm
							Nickel	0.001 ppm
							Potassium	0.1 ppm
							Selenium	0.005 ppm
							Silver	0.001 ppm
							Sodium	0.1 ppm
							Thallium	0.001 ppm
							Vanadium	0.001 ppm
							Zinc	0.005 ppm

REAGENT TRACEABILITY SUMMARY

Lab Name: TestAmerica Pittsburgh Job No.: 240-21987-1

SDG No.:

Reagent ID	Exp Date	Prep Date	Dilutant Used	Reagent Final Volume	Parent Reagent		Analyte	Concentration
					Reagent ID	Volume Added		
					MMSCRI-2_00004	1 mL	Antimony	0.002 ppm
.MMSCRI-1B_00002	10/01/13	Inorganic Ventures, Lot F2-MEB439152			(Purchased Reagent)		Aluminum	7.5 ppm
							Arsenic	0.25 ppm
							Barium	2.5 ppm
							Beryllium	0.25 ppm
							Cadmium	0.25 ppm
							Calcium	25 ppm
							Chromium	0.5 ppm
							Cobalt	0.125 ppm
							Copper	0.5 ppm
							Iron	12.5 ppm
							Lead	0.25 ppm
							Magnesium	25 ppm
							Manganese	1.25 ppm
							Nickel	0.25 ppm
							Potassium	25 ppm
							Selenium	1.25 ppm
							Silver	0.25 ppm
							Sodium	25 ppm
							Thallium	0.25 ppm
							Vanadium	0.25 ppm
							Zinc	1.25 ppm
.MMSCRI-2_00004	10/01/13	Inorganic Ventures, Lot F2-MEB436153			(Purchased Reagent)		Antimony	0.5 ppm
MICSABX_00032	05/01/13	04/01/13	2% Nitric Acid, Lot J38N82	100 mL	M6020ICS-0A_00003	10 mL	Aluminum	100 ppm
							Calcium	100 ppm
							Iron	100 ppm
							Magnesium	100 ppm
							Mo	2 ppm
							Potassium	100 ppm
							Sodium	100 ppm
							Ti	2 ppm
					M6020ICS-0B_00004	1 mL	Arsenic	0.02 ppm
							Cadmium	0.02 ppm
							Chromium	0.02 ppm
							Cobalt	0.02 ppm
							Copper	0.02 ppm
							Manganese	0.0225 ppm
							Nickel	0.02 ppm
							Silver	0.02 ppm
							Zinc	0.025 ppm
					MMSICSAB-1_00006	0.2 mL	Barium	0.02 ppm
							Beryllium	0.02 ppm
							Lead	0.02 ppm
							Sr	0.025 ppm
							Thallium	0.02 ppm
							Vanadium	0.02 ppm
					MMSICSAB-2_00005	0.2 mL	Antimony	0.02 ppm

REAGENT TRACEABILITY SUMMARY

Lab Name: TestAmerica Pittsburgh Job No.: 240-21987-1

SDG No.:

Reagent ID	Exp Date	Prep Date	Dilutant Used	Reagent Final Volume	Parent Reagent		Analyte	Concentration
					Reagent ID	Volume Added		
							B	0.05 ppm
							Selenium	0.05 ppm
							Si	0.5 ppm
							Sn	0.1 ppm
.M6020ICS-0A_00003	11/01/13	Inorganic Ventures, Lot F2-MEB418129			(Purchased Reagent)		Aluminum	1000 ppm
							Calcium	1000 ppm
							Iron	1000 ppm
							Magnesium	1000 ppm
							Mo	20 ppm
							Potassium	1000 ppm
							Sodium	1000 ppm
							Ti	20 ppm
.M6020ICS-0B_00004	11/01/13	Inorganic Ventures, Lot F2-MEB415126			(Purchased Reagent)		Arsenic	2 ppm
							Cadmium	2 ppm
							Chromium	2 ppm
							Cobalt	2 ppm
							Copper	2 ppm
							Manganese	2.25 ppm
							Nickel	2 ppm
							Silver	2 ppm
							Zinc	2.5 ppm
.MMSICSAB-1_00006	04/01/14	Inorganic Ventures, Lot F2-MEB415033			(Purchased Reagent)		Barium	10 ppm
							Beryllium	10 ppm
							Lead	10 ppm
							Sr	12.5 ppm
							Thallium	10 ppm
							Vanadium	10 ppm
.MMSICSAB-2_00005	04/01/14	Inorganic Ventures, Lot G2-MEB467043			(Purchased Reagent)		Antimony	10 ppm
							B	25 ppm
							Selenium	25 ppm
							Si	250 ppm
							Sn	50 ppm
MICSAX_00028	04/17/13	03/17/13	DI Water, Lot J38N82	100 mL	M6020ICS-0A_00003	10 mL	Aluminum	100 ppm
							Calcium	100 ppm
							Iron	100 ppm
							Magnesium	100 ppm
							Mo	2 ppm
							Potassium	100 ppm
							Sodium	100 ppm
							Ti	2 ppm
.M6020ICS-0A_00003	11/01/13	Inorganic Ventures, Lot F2-MEB418129			(Purchased Reagent)		Aluminum	1000 ppm
							Calcium	1000 ppm
							Iron	1000 ppm
							Magnesium	1000 ppm
							Mo	20 ppm
							Potassium	1000 ppm
							Sodium	1000 ppm

REAGENT TRACEABILITY SUMMARY

Lab Name: TestAmerica Pittsburgh Job No.: 240-21987-1

SDG No.:

Reagent ID	Exp Date	Prep Date	Dilutant Used	Reagent Final Volume	Parent Reagent		Analyte	Concentration
					Reagent ID	Volume Added		
							Ti	20 ppm
MICVX_00003	04/17/13	03/17/13	2% Nitric Acid, Lot K09N65	250 mg/L	MICPMSICV_00013	10 mg/L	Aluminum	0.4 mg/L
							Antimony	0.08 mg/L
							Arsenic	0.08 mg/L
							Barium	0.08 mg/L
							Beryllium	0.08 mg/L
							Cadmium	0.08 mg/L
							Calcium	40 mg/L
							Chromium	0.08 mg/L
							Cobalt	0.08 mg/L
							Copper	0.08 mg/L
							Iron	20 mg/L
							Lead	0.08 mg/L
							Magnesium	40 mg/L
							Manganese	0.4 mg/L
							Nickel	0.08 mg/L
							Potassium	40 mg/L
							Selenium	0.08 mg/L
							Silver	0.08 mg/L
							Sodium	40 mg/L
							Thallium	0.08 mg/L
							Vanadium	0.08 mg/L
							Zinc	0.08 mg/L
.MICPMSICV_00013	12/30/13	SPEX CertiPrep, Lot 17-147CR			(Purchased Reagent)		Aluminum	10 ppm
							Antimony	2 ppm
							Arsenic	2 ppm
							Barium	2 ppm
							Beryllium	2 ppm
							Cadmium	2 ppm
							Calcium	1000 ppm
							Chromium	2 ppm
							Cobalt	2 ppm
							Copper	2 ppm
							Iron	500 ppm
							Lead	2 ppm
							Magnesium	1000 ppm
							Manganese	10 ppm
							Nickel	2 ppm
							Potassium	1000 ppm
							Selenium	2 ppm
							Silver	2 ppm
							Sodium	1000 ppm
							Thallium	2 ppm
							Vanadium	2 ppm
							Zinc	2 ppm
MSTD2X_00019	05/01/13	04/01/13	DI Water, Lot K35N55	250 mL	MCALSPECAREV_00004	10 mg/L	Aluminum	1 ppm

REAGENT TRACEABILITY SUMMARY

Lab Name: TestAmerica Pittsburgh Job No.: 240-21987-1

SDG No.:

Reagent ID	Exp Date	Prep Date	Dilutant Used	Reagent Final Volume	Parent Reagent		Analyte	Concentration
					Reagent ID	Volume Added		
							Arsenic	0.2 ppm
							Barium	0.2 ppm
							Beryllium	0.2 ppm
							Cadmium	0.2 ppm
							Calcium	100 ppm
							Chromium	0.2 ppm
							Cobalt	0.2 ppm
							Copper	0.2 ppm
							Iron	50 ppm
							Lead	0.2 ppm
							Magnesium	100 ppm
							Manganese	1 ppm
							Nickel	0.2 ppm
							Potassium	100 ppm
							Selenium	0.2 ppm
							Silver	0.2 ppm
							Sodium	100 ppm
							Thallium	0.2 ppm
							Vanadium	0.2 ppm
							Zinc	0.2 ppm
.MCALSPECAREV_00004	04/01/14	Inorganic Ventures, Lot F2-MEB415031			(Purchased Reagent)		Aluminum	25 ppm
							Arsenic	5 ppm
							Barium	5 ppm
							Beryllium	5 ppm
							Cadmium	5 ppm
							Calcium	2500 ppm
							Chromium	5 ppm
							Cobalt	5 ppm
							Copper	5 ppm
							Iron	1250 ppm
							Lead	5 ppm
							Magnesium	2500 ppm
							Manganese	25 ppm
							Nickel	5 ppm
							Potassium	2500 ppm
							Selenium	5 ppm
							Silver	5 ppm
							Sodium	2500 ppm
							Thallium	5 ppm
							Vanadium	5 ppm
							Zinc	5 ppm
MSTD3X_00020	05/01/13	04/01/13	2% Nitric Acid, Lot K35N55	250 mL	MCALSPECB_00005	10 mg/L	Antimony	0.2 ppm
.MCALSPECB_00005	04/01/14	Inorganic Ventures, Lot F2-MEB415032			(Purchased Reagent)		Antimony	5 ppm
MTAPITTICPMS_00011	02/01/14	INORGANIC VENTURES, Lot G2-MEB455121			(Purchased Reagent)		Aluminum	200 ug/mL
							Arsenic	4 ug/mL
							B	100 ug/mL

REAGENT TRACEABILITY SUMMARY

Lab Name: TestAmerica Pittsburgh Job No.: 240-21987-1

SDG No.:

Reagent ID	Exp Date	Prep Date	Dilutant Used	Reagent Final Volume	Parent Reagent		Analyte	Concentration
					Reagent ID	Volume Added		
							Barium	200 ug/mL
							Beryllium	5 ug/mL
							Cadmium	5 ug/mL
							Chromium	20 ug/mL
							Cobalt	50 ug/mL
							Copper	25 ug/mL
							Iron	100 ug/mL
							Lead	2 ug/mL
							Manganese	50 ug/mL
							Nickel	50 ug/mL
							Selenium	1 ug/mL
							Silver	5 ug/mL
							Sr	100 ug/mL
							Thallium	5 ug/mL
							Vanadium	50 ug/mL
							Zinc	50 ug/mL
MTAPITTMSA_00014	03/01/14	INORGANIC VENTURES, Lot G2-MEB458093			(Purchased Reagent)		Calcium	5000 ug/mL
							Magnesium	5000 ug/mL
							Potassium	5000 ug/mL
							Sodium	5000 ug/mL
MTAPITTMSC_00018	03/01/14	Inorganic Ventures, Lot G2-MEB458094			(Purchased Reagent)		Antimony	50 ug/mL
							Mo	100 ug/mL
							Si	1000 ug/mL
							SiO2	2140 ug/mL
							Sn	200 ug/mL
							Ti	100 ug/mL

REAGENT TRACEABILITY SUMMARY

Lab Name: TestAmerica Sacramento Job No.: 240-21987-1

SDG No.:

Reagent ID	Exp Date	Prep Date	Dilutant Used	Reagent Final Volume	Parent Reagent		Analyte	Concentration
					Reagent ID	Volume Added		
HP34DNTSU_00012	09/14/13	03/14/13	Acetonitrile, Lot Acetonitrite_00005	50 mL	HP8330SU_00011	2.5 mL	3,4-Dinitrotoluene	50 ug/mL
.HP8330SU_00011	03/31/17	Restek, Lot A087054			(Purchased Reagent)		3,4-Dinitrotoluene	1000 ug/mL
HP8330IC_00007	05/31/13	06/13/12	25% 0.1%HOAc in ACN, Lot 4457-73G	10 mL	HP8330TA_00010	25 uL	1,3,5-Trinitrobenzene	500 ng/mL
							1,3-Dinitrobenzene	500 ng/mL
							2,4,6-Trinitrotoluene	500 ng/mL
							2,4-Dinitrotoluene	500 ng/mL
							2,6-Dinitrotoluene	500 ng/mL
							2-Amino-4,6-dinitrotoluene	500 ng/mL
							2-Nitrotoluene	500 ng/mL
							3-Nitrotoluene	500 ng/mL
							4-Amino-2,6-dinitrotoluene	500 ng/mL
							4-Nitrotoluene	500 ng/mL
							HMX	500 ng/mL
							Nitrobenzene	500 ng/mL
							RDX	500 ng/mL
							Tetryl	500 ng/mL
					HPNGTA_00013	50 uL	Nitroglycerin	500 ng/mL
					HPPETNTA_00011	5 uL	PETN	500 ng/mL
.HP8330TA_00010	08/30/16	Cerilliant, Lot ER083011-01			(Purchased Reagent)		1,3,5-Trinitrobenzene	200 ug/mL
							1,3-Dinitrobenzene	200 ug/mL
							2,4,6-Trinitrotoluene	200 ug/mL
							2,4-Dinitrotoluene	200 ug/mL
							2,6-Dinitrotoluene	200 ug/mL
							2-Amino-4,6-dinitrotoluene	200 ug/mL
							2-Nitrotoluene	200 ug/mL
							3-Nitrotoluene	200 ug/mL
							4-Amino-2,6-dinitrotoluene	200 ug/mL
							4-Nitrotoluene	200 ug/mL
							HMX	200 ug/mL
							Nitrobenzene	200 ug/mL
							RDX	200 ug/mL
							Tetryl	200 ug/mL
.HPNGTA_00013	03/28/14	Accustandard, Lot 212031351			(Purchased Reagent)		Nitroglycerin	100 ug/mL
.HPPETNTA_00011	05/31/13	Accustandard, Lot 211051150			(Purchased Reagent)		PETN	1000 ug/mL
HP8330ICL_00003	05/11/13	12/11/12	25:75 HOAc/ACN, Lot 4457-69F	50 mL	HP34DNTSU_00008	20 uL	3,4-Dinitrotoluene	20 ng/mL
					HP8330SP_00011	5 uL	1,3,5-Trinitrobenzene	5 ng/mL
							1,3-Dinitrobenzene	5 ng/mL
							2,4,6-Trinitrotoluene	5 ng/mL
							2,4-Dinitrotoluene	5 ng/mL
							2,6-Dinitrotoluene	5 ng/mL
							2-Amino-4,6-dinitrotoluene	5 ng/mL
							2-Nitrotoluene	5 ng/mL
							3-Nitrotoluene	5 ng/mL
							4-Amino-2,6-dinitrotoluene	5 ng/mL

REAGENT TRACEABILITY SUMMARY

Lab Name: TestAmerica Sacramento Job No.: 240-21987-1

SDG No.:

Reagent ID	Exp Date	Prep Date	Dilutant Used	Reagent Final Volume	Parent Reagent		Analyte	Concentration
					Reagent ID	Volume Added		
							4-Nitrotoluene	5 ng/mL
							HMX	5 ng/mL
							Nitrobenzene	5 ng/mL
							RDX	5 ng/mL
							Tetryl	5 ng/mL
					HPNGPETNSP_00001	20 uL	Nitroglycerin	20 ng/mL
							PETN	20 ng/mL
.HP34DNTSU_00008	05/15/13	11/15/12	Acetonitrile, Lot Acetonitrite_00001	50 mL	HP8330SU_00008	2.5 mL	3,4-Dinitrotoluene	50 ug/mL
..HP8330SU_00008	05/15/13	Restek, Lot A087054			(Purchased Reagent)		3,4-Dinitrotoluene	1000 ug/mL
.HP8330SP_00011	05/30/13	12/05/12	Acetonitrile, Lot 732	50 mL	HP8330TA_00009	2.5 mL	1,3,5-Trinitrobenzene	50 ug/mL
							1,3-Dinitrobenzene	50 ug/mL
							2,4,6-Trinitrotoluene	50 ug/mL
							2,4-Dinitrotoluene	50 ug/mL
							2,6-Dinitrotoluene	50 ug/mL
							2-Amino-4,6-dinitrotoluene	50 ug/mL
							2-Nitrotoluene	50 ug/mL
							3-Nitrotoluene	50 ug/mL
							4-Amino-2,6-dinitrotoluene	50 ug/mL
							4-Nitrotoluene	50 ug/mL
							HMX	50 ug/mL
							Nitrobenzene	50 ug/mL
							RDX	50 ug/mL
							Tetryl	50 ug/mL
..HP8330TA_00009	05/30/15	Restek, Lot A084334			(Purchased Reagent)		1,3,5-Trinitrobenzene	1000 ug/mL
							1,3-Dinitrobenzene	1000 ug/mL
							2,4,6-Trinitrotoluene	1000 ug/mL
							2,4-Dinitrotoluene	1000 ug/mL
							2,6-Dinitrotoluene	1000 ug/mL
							2-Amino-4,6-dinitrotoluene	1000 ug/mL
							2-Nitrotoluene	1000 ug/mL
							3-Nitrotoluene	1000 ug/mL
							4-Amino-2,6-dinitrotoluene	1000 ug/mL
							4-Nitrotoluene	1000 ug/mL
							HMX	1000 ug/mL
							Nitrobenzene	1000 ug/mL
							RDX	1000 ug/mL
							Tetryl	1000 ug/mL
.HPNGPETNSP_00001	05/11/13	12/11/12	Methanol, Lot Methanol_00001	25 mL	HPNGTA_00012	1.25 mL	Nitroglycerin	50 ug/mL
					HPPETNTA_00010	1.25 mL	PETN	50 ug/mL
..HPNGTA_00012	05/30/16	Restek, Lot A082035			(Purchased Reagent)		Nitroglycerin	1000 ug/mL
..HPPETNTA_00010	11/30/16	Restek, Lot A085138			(Purchased Reagent)		PETN	1000 ug/mL
HP8330L1_00005	05/04/13	08/29/12	25% 1%HoAC in ACN 75, Lot 4457-51G	50 mL	HP8330L4_00004	5 mL	3,4-Dinitrotoluene	5 ng/mL
							3,5-Dinitroaniline	5 ng/mL
							1,3,5-Trinitrobenzene	5 ng/mL
							1,3-Dinitrobenzene	5 ng/mL

REAGENT TRACEABILITY SUMMARY

Lab Name: TestAmerica Sacramento Job No.: 240-21987-1

SDG No.:

Reagent ID	Exp Date	Prep Date	Dilutant Used	Reagent Final Volume	Parent Reagent		Analyte	Concentration
					Reagent ID	Volume Added		
							2,4,6-Trinitrotoluene	5 ng/mL
							2,4-Dinitrotoluene	5 ng/mL
							2,6-Dinitrotoluene	5 ng/mL
							2-Amino-4,6-dinitrotoluene	5 ng/mL
							2-Nitrotoluene	5 ng/mL
							3-Nitrotoluene	5 ng/mL
							4-Amino-2,6-dinitrotoluene	5 ng/mL
							4-Nitrotoluene	5 ng/mL
							HMX	5 ng/mL
							Nitrobenzene	5 ng/mL
							RDX	5 ng/mL
							Tetryl	5 ng/mL
							Ethylene glycol dinitrate	5 ng/mL
							Nitroglycerin	5 ng/mL
							PETN	5 ng/mL
							2,4,6-Trinitrophenol	10 ng/mL
.HP8330L4_00004	05/04/13	08/29/12	25% 0.1%HoAC in ACN, Lot 4457-51G	50 mL	HP34DNTSU_00009	50 uL	3,4-Dinitrotoluene	50 ng/mL
					HP8330SP_00011	50 uL	3,5-Dinitroaniline	50 ng/mL
							1,3,5-Trinitrobenzene	50 ng/mL
							1,3-Dinitrobenzene	50 ng/mL
							2,4,6-Trinitrotoluene	50 ng/mL
							2,4-Dinitrotoluene	50 ng/mL
							2,6-Dinitrotoluene	50 ng/mL
							2-Amino-4,6-dinitrotoluene	50 ng/mL
							2-Nitrotoluene	50 ng/mL
							3-Nitrotoluene	50 ng/mL
							4-Amino-2,6-dinitrotoluene	50 ng/mL
							4-Nitrotoluene	50 ng/mL
							HMX	50 ng/mL
							Nitrobenzene	50 ng/mL
							RDX	50 ng/mL
							Tetryl	50 ng/mL
					HPEGDNSP_00005	50 uL	Ethylene glycol dinitrate	50 ng/mL
					HPNGPETNSP_00001	50 uL	Nitroglycerin	50 ng/mL
							PETN	50 ng/mL
					HPPASP_00008	100 uL	2,4,6-Trinitrophenol	100 ng/mL
..HP34DNTSU_00009	05/18/13	12/18/12	Acetonitrile, Lot Acetonitrite_00001	50 mL	HP8330SU_00009	2.5 mL	3,4-Dinitrotoluene	50 ug/mL
...HP8330SU_00009	03/31/17	Restek, Lot A087054			(Purchased Reagent)		3,4-Dinitrotoluene	1000 ug/mL
..HP8330SP_00011	05/30/13	12/05/12	Acetonitrile, Lot 732	50 mL	HP35DNATA_00010	2.5 mL	3,5-Dinitroaniline	50 ug/mL
					HP8330TA_00009	2.5 mL	1,3,5-Trinitrobenzene	50 ug/mL
							1,3-Dinitrobenzene	50 ug/mL
							2,4,6-Trinitrotoluene	50 ug/mL
							2,4-Dinitrotoluene	50 ug/mL
							2,6-Dinitrotoluene	50 ug/mL
							2-Amino-4,6-dinitrotoluene	50 ug/mL
							2-Nitrotoluene	50 ug/mL

REAGENT TRACEABILITY SUMMARY

Lab Name: TestAmerica Sacramento Job No.: 240-21987-1

SDG No.:

Reagent ID	Exp Date	Prep Date	Dilutant Used	Reagent Final Volume	Parent Reagent		Analyte	Concentration
					Reagent ID	Volume Added		
							3-Nitrotoluene	50 ug/mL
							4-Amino-2,6-dinitrotoluene	50 ug/mL
							4-Nitrotoluene	50 ug/mL
							HMX	50 ug/mL
							Nitrobenzene	50 ug/mL
							RDX	50 ug/mL
							Tetryl	50 ug/mL
...HP35DNATA_00010	07/31/16		Restek, Lot A085338		(Purchased Reagent)		3,5-Dinitroaniline	1000 ug/mL
...HP8330TA_00009	05/30/15		Restek, Lot A084334		(Purchased Reagent)		1,3,5-Trinitrobenzene	1000 ug/mL
							1,3-Dinitrobenzene	1000 ug/mL
							2,4,6-Trinitrotoluene	1000 ug/mL
							2,4-Dinitrotoluene	1000 ug/mL
							2,6-Dinitrotoluene	1000 ug/mL
							2-Amino-4,6-dinitrotoluene	1000 ug/mL
							2-Nitrotoluene	1000 ug/mL
							3-Nitrotoluene	1000 ug/mL
							4-Amino-2,6-dinitrotoluene	1000 ug/mL
							4-Nitrotoluene	1000 ug/mL
							HMX	1000 ug/mL
							Nitrobenzene	1000 ug/mL
							RDX	1000 ug/mL
							Tetryl	1000 ug/mL
..HPEGDNSP_00005	05/04/13	12/04/12	Acetonitrile, Lot Acetonitrile_00004	25 mL	HPEGDNTA_00005	1.25 mL	Ethylene glycol dinitrate	50 ug/mL
...HPEGDNTA_00005	01/01/17		Restek, Lot A085885		(Purchased Reagent)		Ethylene glycol dinitrate	1000 ug/mL
..HPNGPETNSP_00001	05/11/13	12/11/12	Methanol, Lot Methanol_00001	25 mL	HPNGTA_00012	1.25 mL	Nitroglycerin	50 ug/mL
					HPPETNTA_00010	1.25 mL	PETN	50 ug/mL
...HPNGTA_00012	05/30/16		Restek, Lot A082035		(Purchased Reagent)		Nitroglycerin	1000 ug/mL
...HPPETNTA_00010	11/30/16		Restek, Lot A085138		(Purchased Reagent)		PETN	1000 ug/mL
..HPPASP_00008	05/04/13	12/04/12	Acetonitrile, Lot Acetonitrile_00004	25 mL	HPPATA_00007	1.25 mL	2,4,6-Trinitrophenol	50 ug/mL
...HPPATA_00007	01/04/17		restek, Lot A086505		(Purchased Reagent)		2,4,6-Trinitrophenol	1000 ug/mL
HP8330L2_00004	05/04/13	08/29/12	25% 0.1%HoAC in ACN, Lot 4457-51G	50 mL	HP34DNTSU_00009	10 uL	3,4-Dinitrotoluene	10 ng/mL
					HP8330SP_00011	10 uL	3,5-Dinitroaniline	10 ng/mL
							1,3,5-Trinitrobenzene	10 ng/mL
							1,3-Dinitrobenzene	10 ng/mL
							2,4,6-Trinitrotoluene	10 ng/mL
							2,4-Dinitrotoluene	10 ng/mL
							2,6-Dinitrotoluene	10 ng/mL
							2-Amino-4,6-dinitrotoluene	10 ng/mL
							2-Nitrotoluene	10 ng/mL
							3-Nitrotoluene	10 ng/mL
							4-Amino-2,6-dinitrotoluene	10 ng/mL
							4-Nitrotoluene	10 ng/mL
							HMX	10 ng/mL
							Nitrobenzene	10 ng/mL

REAGENT TRACEABILITY SUMMARY

Lab Name: TestAmerica Sacramento Job No.: 240-21987-1

SDG No.:

Reagent ID	Exp Date	Prep Date	Dilutant Used	Reagent Final Volume	Parent Reagent		Analyte	Concentration
					Reagent ID	Volume Added		
							RDX	10 ng/mL
							Tetryl	10 ng/mL
					HPEGDNSP_00005	10 uL	Ethylene glycol dinitrate	10 ng/mL
					HPNGPETNSP_00001	10 uL	Nitroglycerin	10 ng/mL
							PETN	10 ng/mL
					HPPASP_00008	20 uL	2,4,6-Trinitrophenol	20 ng/mL
.HP34DNTSU_00009	05/18/13	12/18/12	Acetonitrile, Lot Acetonitrite_00001	50 mL	HP8330SU_00009	2.5 mL	3,4-Dinitrotoluene	50 ug/mL
..HP8330SU_00009	03/31/17		Restek, Lot A087054		(Purchased Reagent)		3,4-Dinitrotoluene	1000 ug/mL
.HP8330SP_00011	05/30/13	12/05/12	Acetonitrile, Lot 732	50 mL	HP35DNATA_00010	2.5 mL	3,5-Dinitroaniline	50 ug/mL
					HP8330TA_00009	2.5 mL	1,3,5-Trinitrobenzene	50 ug/mL
							1,3-Dinitrobenzene	50 ug/mL
							2,4,6-Trinitrotoluene	50 ug/mL
							2,4-Dinitrotoluene	50 ug/mL
							2,6-Dinitrotoluene	50 ug/mL
							2-Amino-4,6-dinitrotoluene	50 ug/mL
							2-Nitrotoluene	50 ug/mL
							3-Nitrotoluene	50 ug/mL
							4-Amino-2,6-dinitrotoluene	50 ug/mL
							4-Nitrotoluene	50 ug/mL
							HMX	50 ug/mL
							Nitrobenzene	50 ug/mL
							RDX	50 ug/mL
							Tetryl	50 ug/mL
..HP35DNATA_00010	07/31/16		Restek, Lot A085338		(Purchased Reagent)		3,5-Dinitroaniline	1000 ug/mL
..HP8330TA_00009	05/30/15		Restek, Lot A084334		(Purchased Reagent)		1,3,5-Trinitrobenzene	1000 ug/mL
							1,3-Dinitrobenzene	1000 ug/mL
							2,4,6-Trinitrotoluene	1000 ug/mL
							2,4-Dinitrotoluene	1000 ug/mL
							2,6-Dinitrotoluene	1000 ug/mL
							2-Amino-4,6-dinitrotoluene	1000 ug/mL
							2-Nitrotoluene	1000 ug/mL
							3-Nitrotoluene	1000 ug/mL
							4-Amino-2,6-dinitrotoluene	1000 ug/mL
							4-Nitrotoluene	1000 ug/mL
							HMX	1000 ug/mL
							Nitrobenzene	1000 ug/mL
							RDX	1000 ug/mL
							Tetryl	1000 ug/mL
.HPEGDNSP_00005	05/04/13	12/04/12	Acetonitrile, Lot Acetonitrile_00004	25 mL	HPEGDNTA_00005	1.25 mL	Ethylene glycol dinitrate	50 ug/mL
..HPEGDNTA_00005	01/01/17		Restek, Lot A085885		(Purchased Reagent)		Ethylene glycol dinitrate	1000 ug/mL
.HPNGPETNSP_00001	05/11/13	12/11/12	Methanol, Lot Methanol_00001	25 mL	HPNGTA_00012	1.25 mL	Nitroglycerin	50 ug/mL
					HPPETNTA_00010	1.25 mL	PETN	50 ug/mL
..HPNGTA_00012	05/30/16		Restek, Lot A082035		(Purchased Reagent)		Nitroglycerin	1000 ug/mL
..HPPETNTA_00010	11/30/16		Restek, Lot A085138		(Purchased Reagent)		PETN	1000 ug/mL

REAGENT TRACEABILITY SUMMARY

Lab Name: TestAmerica Sacramento Job No.: 240-21987-1

SDG No.:

Reagent ID	Exp Date	Prep Date	Dilutant Used	Reagent Final Volume	Parent Reagent		Analyte	Concentration
					Reagent ID	Volume Added		
.HPPASP_00008	05/04/13	12/04/12	Acetonitrile, Lot Acetonitrile_00004	25 mL	HPPATA_00007	1.25 mL	2,4,6-Trinitrophenol	50 ug/mL
..HPPATA_00007	01/04/17		restek, Lot A086505		(Purchased Reagent)		2,4,6-Trinitrophenol	1000 ug/mL
HP8330L3_00004	05/04/13	08/29/12	25% 0.1%HoAC in ACN, Lot 4457-51G	50 mL	HP34DNTSU_00009	20 uL	3,4-Dinitrotoluene	20 ng/mL
					HP8330SP_00011	20 uL	3,5-Dinitroaniline	20 ng/mL
							1,3,5-Trinitrobenzene	20 ng/mL
							1,3-Dinitrobenzene	20 ng/mL
							2,4,6-Trinitrotoluene	20 ng/mL
							2,4-Dinitrotoluene	20 ng/mL
							2,6-Dinitrotoluene	20 ng/mL
							2-Amino-4,6-dinitrotoluene	20 ng/mL
							2-Nitrotoluene	20 ng/mL
							3-Nitrotoluene	20 ng/mL
							4-Amino-2,6-dinitrotoluene	20 ng/mL
							4-Nitrotoluene	20 ng/mL
							HMX	20 ng/mL
							Nitrobenzene	20 ng/mL
							RDX	20 ng/mL
							Tetryl	20 ng/mL
					HPEGDNSP_00005	20 uL	Ethylene glycol dinitrate	20 ng/mL
					HPNGPETNSP_00001	20 uL	Nitroglycerin	20 ng/mL
							PETN	20 ng/mL
					HPPASP_00008	50 uL	2,4,6-Trinitrophenol	50 ng/mL
.HP34DNTSU_00009	05/18/13	12/18/12	Acetonitrile, Lot Acetonitrite_00001	50 mL	HP8330SU_00009	2.5 mL	3,4-Dinitrotoluene	50 ug/mL
..HP8330SU_00009	03/31/17		Restek, Lot A087054		(Purchased Reagent)		3,4-Dinitrotoluene	1000 ug/mL
.HP8330SP_00011	05/30/13	12/05/12	Acetonitrile, Lot 732	50 mL	HP35DNATA_00010	2.5 mL	3,5-Dinitroaniline	50 ug/mL
					HP8330TA_00009	2.5 mL	1,3,5-Trinitrobenzene	50 ug/mL
							1,3-Dinitrobenzene	50 ug/mL
							2,4,6-Trinitrotoluene	50 ug/mL
							2,4-Dinitrotoluene	50 ug/mL
							2,6-Dinitrotoluene	50 ug/mL
							2-Amino-4,6-dinitrotoluene	50 ug/mL
							2-Nitrotoluene	50 ug/mL
							3-Nitrotoluene	50 ug/mL
							4-Amino-2,6-dinitrotoluene	50 ug/mL
							4-Nitrotoluene	50 ug/mL
							HMX	50 ug/mL
							Nitrobenzene	50 ug/mL
							RDX	50 ug/mL
							Tetryl	50 ug/mL
..HP35DNATA_00010	07/31/16		Restek, Lot A085338		(Purchased Reagent)		3,5-Dinitroaniline	1000 ug/mL
..HP8330TA_00009	05/30/15		Restek, Lot A084334		(Purchased Reagent)		1,3,5-Trinitrobenzene	1000 ug/mL
							1,3-Dinitrobenzene	1000 ug/mL
							2,4,6-Trinitrotoluene	1000 ug/mL
							2,4-Dinitrotoluene	1000 ug/mL
							2,6-Dinitrotoluene	1000 ug/mL

REAGENT TRACEABILITY SUMMARY

Lab Name: TestAmerica Sacramento Job No.: 240-21987-1

SDG No.:

Reagent ID	Exp Date	Prep Date	Dilutant Used	Reagent Final Volume	Parent Reagent		Analyte	Concentration
					Reagent ID	Volume Added		
							2-Amino-4,6-dinitrotoluene	1000 ug/mL
							2-Nitrotoluene	1000 ug/mL
							3-Nitrotoluene	1000 ug/mL
							4-Amino-2,6-dinitrotoluene	1000 ug/mL
							4-Nitrotoluene	1000 ug/mL
							HMX	1000 ug/mL
							Nitrobenzene	1000 ug/mL
							RDX	1000 ug/mL
							Tetryl	1000 ug/mL
.HPEGDNSP_00005	05/04/13	12/04/12	Acetonitrile, Lot Acetonitrile_00004	25 mL	HPEGDNTA_00005	1.25 mL	Ethylene glycol dinitrate	50 ug/mL
..HPEGDNTA_00005	01/01/17		Restek, Lot A085885		(Purchased Reagent)		Ethylene glycol dinitrate	1000 ug/mL
.HPNGPETNSP_00001	05/11/13	12/11/12	Methanol, Lot Methanol_00001	25 mL	HPNGTA_00012	1.25 mL	Nitroglycerin	50 ug/mL
					HPPETNTA_00010	1.25 mL	PETN	50 ug/mL
..HPNGTA_00012	05/30/16		Restek, Lot A082035		(Purchased Reagent)		Nitroglycerin	1000 ug/mL
..HPPETNTA_00010	11/30/16		Restek, Lot A085138		(Purchased Reagent)		PETN	1000 ug/mL
.HPPASP_00008	05/04/13	12/04/12	Acetonitrile, Lot Acetonitrile_00004	25 mL	HPPATA_00007	1.25 mL	2,4,6-Trinitrophenol	50 ug/mL
..HPPATA_00007	01/04/17		restek, Lot A086505		(Purchased Reagent)		2,4,6-Trinitrophenol	1000 ug/mL
HP8330L4_00004	05/04/13	08/29/12	25% 0.1%HoAC in ACN, Lot 4457-51G	50 mL	HP34DNTSU_00009	50 uL	3,4-Dinitrotoluene	50 ng/mL
					HP8330SP_00011	50 uL	3,5-Dinitroaniline	50 ng/mL
							1,3,5-Trinitrobenzene	50 ng/mL
							1,3-Dinitrobenzene	50 ng/mL
							2,4,6-Trinitrotoluene	50 ng/mL
							2,4-Dinitrotoluene	50 ng/mL
							2,6-Dinitrotoluene	50 ng/mL
							2-Amino-4,6-dinitrotoluene	50 ng/mL
							2-Nitrotoluene	50 ng/mL
							3-Nitrotoluene	50 ng/mL
							4-Amino-2,6-dinitrotoluene	50 ng/mL
							4-Nitrotoluene	50 ng/mL
							HMX	50 ng/mL
							Nitrobenzene	50 ng/mL
							RDX	50 ng/mL
							Tetryl	50 ng/mL
					HPEGDNSP_00005	50 uL	Ethylene glycol dinitrate	50 ng/mL
					HPNGPETNSP_00001	50 uL	Nitroglycerin	50 ng/mL
							PETN	50 ng/mL
					HPPASP_00008	100 uL	2,4,6-Trinitrophenol	100 ng/mL
.HP34DNTSU_00009	05/18/13	12/18/12	Acetonitrile, Lot Acetonitrite_00001	50 mL	HP8330SU_00009	2.5 mL	3,4-Dinitrotoluene	50 ug/mL
..HP8330SU_00009	03/31/17		Restek, Lot A087054		(Purchased Reagent)		3,4-Dinitrotoluene	1000 ug/mL
.HP8330SP_00011	05/30/13	12/05/12	Acetonitrile, Lot 732	50 mL	HP35DNATA_00010	2.5 mL	3,5-Dinitroaniline	50 ug/mL
					HP8330TA_00009	2.5 mL	1,3,5-Trinitrobenzene	50 ug/mL
							1,3-Dinitrobenzene	50 ug/mL
							2,4,6-Trinitrotoluene	50 ug/mL

REAGENT TRACEABILITY SUMMARY

Lab Name: TestAmerica Sacramento Job No.: 240-21987-1

SDG No.:

Reagent ID	Exp Date	Prep Date	Dilutant Used	Reagent Final Volume	Parent Reagent		Analyte	Concentration
					Reagent ID	Volume Added		
							2,4-Dinitrotoluene	50 ug/mL
							2,6-Dinitrotoluene	50 ug/mL
							2-Amino-4,6-dinitrotoluene	50 ug/mL
							2-Nitrotoluene	50 ug/mL
							3-Nitrotoluene	50 ug/mL
							4-Amino-2,6-dinitrotoluene	50 ug/mL
							4-Nitrotoluene	50 ug/mL
							HMX	50 ug/mL
							Nitrobenzene	50 ug/mL
							RDX	50 ug/mL
							Tetryl	50 ug/mL
..HP35DNATA_00010	07/31/16		Restek, Lot A085338		(Purchased Reagent)		3,5-Dinitroaniline	1000 ug/mL
..HP8330TA_00009	05/30/15		Restek, Lot A084334		(Purchased Reagent)		1,3,5-Trinitrobenzene	1000 ug/mL
							1,3-Dinitrobenzene	1000 ug/mL
							2,4,6-Trinitrotoluene	1000 ug/mL
							2,4-Dinitrotoluene	1000 ug/mL
							2,6-Dinitrotoluene	1000 ug/mL
							2-Amino-4,6-dinitrotoluene	1000 ug/mL
							2-Nitrotoluene	1000 ug/mL
							3-Nitrotoluene	1000 ug/mL
							4-Amino-2,6-dinitrotoluene	1000 ug/mL
							4-Nitrotoluene	1000 ug/mL
							HMX	1000 ug/mL
							Nitrobenzene	1000 ug/mL
							RDX	1000 ug/mL
							Tetryl	1000 ug/mL
.HPEGDNSP_00005	05/04/13	12/04/12	Acetonitrile, Lot Acetonitrile_00004	25 mL	HPEGDNTA_00005	1.25 mL	Ethylene glycol dinitrate	50 ug/mL
..HPEGDNTA_00005	01/01/17		Restek, Lot A085885		(Purchased Reagent)		Ethylene glycol dinitrate	1000 ug/mL
.HPNGPETNSP_00001	05/11/13	12/11/12	Methanol, Lot Methanol_00001	25 mL	HPNGTA_00012	1.25 mL	Nitroglycerin	50 ug/mL
					HPPETNTA_00010	1.25 mL	PETN	50 ug/mL
..HPNGTA_00012	05/30/16		Restek, Lot A082035		(Purchased Reagent)		Nitroglycerin	1000 ug/mL
..HPPETNTA_00010	11/30/16		Restek, Lot A085138		(Purchased Reagent)		PETN	1000 ug/mL
.HPPASP_00008	05/04/13	12/04/12	Acetonitrile, Lot Acetonitrile_00004	25 mL	HPPATA_00007	1.25 mL	2,4,6-Trinitrophenol	50 ug/mL
..HPPATA_00007	01/04/17		restek, Lot A086505		(Purchased Reagent)		2,4,6-Trinitrophenol	1000 ug/mL
HP8330L5_00007	05/04/13	01/04/13	25% 1%HoAC in ACN 75, Lot 4457-63F	100 mL	HP34DNTSU_00009	200 uL	3,4-Dinitrotoluene	100 ng/mL
					HP8330SP_00011	200 uL	3,5-Dinitroaniline	100 ng/mL
							1,3,5-Trinitrobenzene	100 ng/mL
							1,3-Dinitrobenzene	100 ng/mL
							2,4,6-Trinitrotoluene	100 ng/mL
							2,4-Dinitrotoluene	100 ng/mL
							2,6-Dinitrotoluene	100 ng/mL
							2-Amino-4,6-dinitrotoluene	100 ng/mL
							2-Nitrotoluene	100 ng/mL
							3-Nitrotoluene	100 ng/mL

REAGENT TRACEABILITY SUMMARY

Lab Name: TestAmerica Sacramento Job No.: 240-21987-1

SDG No.:

Reagent ID	Exp Date	Prep Date	Dilutant Used	Reagent Final Volume	Parent Reagent		Analyte	Concentration
					Reagent ID	Volume Added		
							4-Amino-2,6-dinitrotoluene	100 ng/mL
							4-Nitrotoluene	100 ng/mL
							HMX	100 ng/mL
							Nitrobenzene	100 ng/mL
							RDX	100 ng/mL
							Tetryl	100 ng/mL
					HPEGDNSP_00005	200 uL	Ethylene glycol dinitrate	100 ng/mL
					HPNGPETNSP_00001	200 uL	Nitroglycerin	100 ng/mL
							PETN	100 ng/mL
					HPPASP_00008	400 uL	2,4,6-Trinitrophenol	200 ng/mL
.HP34DNTSU_00009	05/18/13	12/18/12	Acetonitrile, Lot Acetonitrite_00001	50 mL	HP8330SU_00009	2.5 mL	3,4-Dinitrotoluene	50 ug/mL
..HP8330SU_00009	03/31/17		Restek, Lot A087054		(Purchased Reagent)		3,4-Dinitrotoluene	1000 ug/mL
.HP8330SP_00011	05/30/13	12/05/12	Acetonitrile, Lot 732	50 mL	HP35DNATA_00010	2.5 mL	3,5-Dinitroaniline	50 ug/mL
					HP8330TA_00009	2.5 mL	1,3,5-Trinitrobenzene	50 ug/mL
							1,3-Dinitrobenzene	50 ug/mL
							2,4,6-Trinitrotoluene	50 ug/mL
							2,4-Dinitrotoluene	50 ug/mL
							2,6-Dinitrotoluene	50 ug/mL
							2-Amino-4,6-dinitrotoluene	50 ug/mL
							2-Nitrotoluene	50 ug/mL
							3-Nitrotoluene	50 ug/mL
							4-Amino-2,6-dinitrotoluene	50 ug/mL
							4-Nitrotoluene	50 ug/mL
							HMX	50 ug/mL
							Nitrobenzene	50 ug/mL
							RDX	50 ug/mL
							Tetryl	50 ug/mL
..HP35DNATA_00010	07/31/16		Restek, Lot A085338		(Purchased Reagent)		3,5-Dinitroaniline	1000 ug/mL
..HP8330TA_00009	05/30/15		Restek, Lot A084334		(Purchased Reagent)		1,3,5-Trinitrobenzene	1000 ug/mL
							1,3-Dinitrobenzene	1000 ug/mL
							2,4,6-Trinitrotoluene	1000 ug/mL
							2,4-Dinitrotoluene	1000 ug/mL
							2,6-Dinitrotoluene	1000 ug/mL
							2-Amino-4,6-dinitrotoluene	1000 ug/mL
							2-Nitrotoluene	1000 ug/mL
							3-Nitrotoluene	1000 ug/mL
							4-Amino-2,6-dinitrotoluene	1000 ug/mL
							4-Nitrotoluene	1000 ug/mL
							HMX	1000 ug/mL
							Nitrobenzene	1000 ug/mL
							RDX	1000 ug/mL
							Tetryl	1000 ug/mL
.HPEGDNSP_00005	05/04/13	12/04/12	Acetonitrile, Lot Acetonitrile_00004	25 mL	HPEGDNTA_00005	1.25 mL	Ethylene glycol dinitrate	50 ug/mL
..HPEGDNTA_00005	01/01/17		Restek, Lot A085885		(Purchased Reagent)		Ethylene glycol dinitrate	1000 ug/mL
.HPNGPETNSP_00001	05/11/13	12/11/12	Methanol, Lot Methanol_00001	25 mL	HPNGTA_00012	1.25 mL	Nitroglycerin	50 ug/mL

REAGENT TRACEABILITY SUMMARY

Lab Name: TestAmerica Sacramento Job No.: 240-21987-1

SDG No.:

Reagent ID	Exp Date	Prep Date	Dilutant Used	Reagent Final Volume	Parent Reagent		Analyte	Concentration
					Reagent ID	Volume Added		
					HPPETNTA_00010	1.25 mL	PETN	50 ug/mL
..HPNGTA_00012	05/30/16		Restek, Lot A082035		(Purchased Reagent)		Nitroglycerin	1000 ug/mL
..HPPETNTA_00010	11/30/16		Restek, Lot A085138		(Purchased Reagent)		PETN	1000 ug/mL
.HPPASP_00008	05/04/13	12/04/12	Acetonitrile, Lot Acetonitrile_00004	25 mL	HPPATA_00007	1.25 mL	2,4,6-Trinitrophenol	50 ug/mL
..HPPATA_00007	01/04/17		restek, Lot A086505		(Purchased Reagent)		2,4,6-Trinitrophenol	1000 ug/mL
HP8330L5_00009	05/04/13	03/04/13	25% 1%HoAC in ACN 75, Lot 4457-79F	50 mL	HP8330L6_00007	25 mL	3,4-Dinitrotoluene	100 ng/mL
							1,3,5-Trinitrobenzene	100 ng/mL
							1,3-Dinitrobenzene	100 ng/mL
							2,4,6-Trinitrotoluene	100 ng/mL
							2,4-Dinitrotoluene	100 ng/mL
							2,6-Dinitrotoluene	100 ng/mL
							2-Amino-4,6-dinitrotoluene	100 ng/mL
							2-Nitrotoluene	100 ng/mL
							3-Nitrotoluene	100 ng/mL
							4-Amino-2,6-dinitrotoluene	100 ng/mL
							4-Nitrotoluene	100 ng/mL
							HMX	100 ng/mL
							Nitrobenzene	100 ng/mL
							RDX	100 ng/mL
							Tetryl	100 ng/mL
							Nitroglycerin	100 ng/mL
							PETN	100 ng/mL
.HP8330L6_00007	05/04/13	01/05/13	25% 0.1%HoAC in ACN, Lot 4457-63F	100 mL	HP34DNTSU_00009	400 uL	3,4-Dinitrotoluene	200 ng/mL
					HP8330SP_00011	400 uL	1,3,5-Trinitrobenzene	200 ng/mL
							1,3-Dinitrobenzene	200 ng/mL
							2,4,6-Trinitrotoluene	200 ng/mL
							2,4-Dinitrotoluene	200 ng/mL
							2,6-Dinitrotoluene	200 ng/mL
							2-Amino-4,6-dinitrotoluene	200 ng/mL
							2-Nitrotoluene	200 ng/mL
							3-Nitrotoluene	200 ng/mL
							4-Amino-2,6-dinitrotoluene	200 ng/mL
							4-Nitrotoluene	200 ng/mL
							HMX	200 ng/mL
							Nitrobenzene	200 ng/mL
							RDX	200 ng/mL
							Tetryl	200 ng/mL
					HPNGPETNSP_00001	400 uL	Nitroglycerin	200 ng/mL
							PETN	200 ng/mL
..HP34DNTSU_00009	05/18/13	12/18/12	Acetonitrile, Lot Acetonitrite_00001	50 mL	HP8330SU_00009	2.5 mL	3,4-Dinitrotoluene	50 ug/mL
...HP8330SU_00009	03/31/17		Restek, Lot A087054		(Purchased Reagent)		3,4-Dinitrotoluene	1000 ug/mL
..HP8330SP_00011	05/30/13	12/05/12	Acetonitrile, Lot 732	50 mL	HP8330TA_00009	2.5 mL	1,3,5-Trinitrobenzene	50 ug/mL
							1,3-Dinitrobenzene	50 ug/mL
							2,4,6-Trinitrotoluene	50 ug/mL

REAGENT TRACEABILITY SUMMARY

Lab Name: TestAmerica Sacramento Job No.: 240-21987-1

SDG No.:

Reagent ID	Exp Date	Prep Date	Dilutant Used	Reagent Final Volume	Parent Reagent		Analyte	Concentration
					Reagent ID	Volume Added		
							2,4-Dinitrotoluene	50 ug/mL
							2,6-Dinitrotoluene	50 ug/mL
							2-Amino-4,6-dinitrotoluene	50 ug/mL
							2-Nitrotoluene	50 ug/mL
							3-Nitrotoluene	50 ug/mL
							4-Amino-2,6-dinitrotoluene	50 ug/mL
							4-Nitrotoluene	50 ug/mL
							HMX	50 ug/mL
							Nitrobenzene	50 ug/mL
							RDX	50 ug/mL
							Tetryl	50 ug/mL
...HP8330TA_00009	05/30/15		Restek, Lot A084334		(Purchased Reagent)		1,3,5-Trinitrobenzene	1000 ug/mL
							1,3-Dinitrobenzene	1000 ug/mL
							2,4,6-Trinitrotoluene	1000 ug/mL
							2,4-Dinitrotoluene	1000 ug/mL
							2,6-Dinitrotoluene	1000 ug/mL
							2-Amino-4,6-dinitrotoluene	1000 ug/mL
							2-Nitrotoluene	1000 ug/mL
							3-Nitrotoluene	1000 ug/mL
							4-Amino-2,6-dinitrotoluene	1000 ug/mL
							4-Nitrotoluene	1000 ug/mL
							HMX	1000 ug/mL
							Nitrobenzene	1000 ug/mL
							RDX	1000 ug/mL
							Tetryl	1000 ug/mL
..HPNGPETNSP_00001	05/11/13	12/11/12	Methanol, Lot Methanol_00001	25 mL	HPNGTA_00012	1.25 mL	Nitroglycerin	50 ug/mL
					HPPETNTA_00010	1.25 mL	PETN	50 ug/mL
...HPNGTA_00012	05/30/16		Restek, Lot A082035		(Purchased Reagent)		Nitroglycerin	1000 ug/mL
...HPPETNTA_00010	11/30/16		Restek, Lot A085138		(Purchased Reagent)		PETN	1000 ug/mL
HP8330L6_00007	05/04/13	01/05/13	25% 0.1%HoAC in ACN, Lot 4457-63F	100 mL	HP34DNTSU_00009	400 uL	3,4-Dinitrotoluene	200 ng/mL
					HP8330SP_00011	400 uL	3,5-Dinitroaniline	200 ng/mL
							1,3,5-Trinitrobenzene	200 ng/mL
							1,3-Dinitrobenzene	200 ng/mL
							2,4,6-Trinitrotoluene	200 ng/mL
							2,4-Dinitrotoluene	200 ng/mL
							2,6-Dinitrotoluene	200 ng/mL
							2-Amino-4,6-dinitrotoluene	200 ng/mL
							2-Nitrotoluene	200 ng/mL
							3-Nitrotoluene	200 ng/mL
							4-Amino-2,6-dinitrotoluene	200 ng/mL
							4-Nitrotoluene	200 ng/mL
							HMX	200 ng/mL
							Nitrobenzene	200 ng/mL
							RDX	200 ng/mL
							Tetryl	200 ng/mL
					HPEGDNSP_00005	400 uL	Ethylene glycol dinitrate	200 ng/mL

REAGENT TRACEABILITY SUMMARY

Lab Name: TestAmerica Sacramento Job No.: 240-21987-1

SDG No.:

Reagent ID	Exp Date	Prep Date	Dilutant Used	Reagent Final Volume	Parent Reagent		Analyte	Concentration
					Reagent ID	Volume Added		
					HPNGPETNSP_00001	400 uL	Nitroglycerin	200 ng/mL
							PETN	200 ng/mL
					HPPASP_00008	1000 uL	2,4,6-Trinitrophenol	500 ng/mL
.HP34DNTSU_00009	05/18/13	12/18/12	Acetonitrile, Lot Acetonitrite_00001	50 mL	HP8330SU_00009	2.5 mL	3,4-Dinitrotoluene	50 ug/mL
..HP8330SU_00009	03/31/17		Restek, Lot A087054		(Purchased Reagent)		3,4-Dinitrotoluene	1000 ug/mL
.HP8330SP_00011	05/30/13	12/05/12	Acetonitrile, Lot 732	50 mL	HP35DNATA_00010	2.5 mL	3,5-Dinitroaniline	50 ug/mL
					HP8330TA_00009	2.5 mL	1,3,5-Trinitrobenzene	50 ug/mL
							1,3-Dinitrobenzene	50 ug/mL
							2,4,6-Trinitrotoluene	50 ug/mL
							2,4-Dinitrotoluene	50 ug/mL
							2,6-Dinitrotoluene	50 ug/mL
							2-Amino-4,6-dinitrotoluene	50 ug/mL
							2-Nitrotoluene	50 ug/mL
							3-Nitrotoluene	50 ug/mL
							4-Amino-2,6-dinitrotoluene	50 ug/mL
							4-Nitrotoluene	50 ug/mL
							HMX	50 ug/mL
							Nitrobenzene	50 ug/mL
							RDX	50 ug/mL
							Tetryl	50 ug/mL
..HP35DNATA_00010	07/31/16		Restek, Lot A085338		(Purchased Reagent)		3,5-Dinitroaniline	1000 ug/mL
..HP8330TA_00009	05/30/15		Restek, Lot A084334		(Purchased Reagent)		1,3,5-Trinitrobenzene	1000 ug/mL
							1,3-Dinitrobenzene	1000 ug/mL
							2,4,6-Trinitrotoluene	1000 ug/mL
							2,4-Dinitrotoluene	1000 ug/mL
							2,6-Dinitrotoluene	1000 ug/mL
							2-Amino-4,6-dinitrotoluene	1000 ug/mL
							2-Nitrotoluene	1000 ug/mL
							3-Nitrotoluene	1000 ug/mL
							4-Amino-2,6-dinitrotoluene	1000 ug/mL
							4-Nitrotoluene	1000 ug/mL
							HMX	1000 ug/mL
							Nitrobenzene	1000 ug/mL
							RDX	1000 ug/mL
							Tetryl	1000 ug/mL
.HPEGDNSP_00005	05/04/13	12/04/12	Acetonitrile, Lot Acetonitrile_00004	25 mL	HPEGDNTA_00005	1.25 mL	Ethylene glycol dinitrate	50 ug/mL
..HPEGDNTA_00005	01/01/17		Restek, Lot A085885		(Purchased Reagent)		Ethylene glycol dinitrate	1000 ug/mL
.HPNGPETNSP_00001	05/11/13	12/11/12	Methanol, Lot Methanol_00001	25 mL	HPNGTA_00012	1.25 mL	Nitroglycerin	50 ug/mL
					HPPETNTA_00010	1.25 mL	PETN	50 ug/mL
..HPNGTA_00012	05/30/16		Restek, Lot A082035		(Purchased Reagent)		Nitroglycerin	1000 ug/mL
..HPPETNTA_00010	11/30/16		Restek, Lot A085138		(Purchased Reagent)		PETN	1000 ug/mL
.HPPASP_00008	05/04/13	12/04/12	Acetonitrile, Lot Acetonitrile_00004	25 mL	HPPATA_00007	1.25 mL	2,4,6-Trinitrophenol	50 ug/mL
..HPPATA_00007	01/04/17		restek, Lot A086505		(Purchased Reagent)		2,4,6-Trinitrophenol	1000 ug/mL

REAGENT TRACEABILITY SUMMARY

Lab Name: TestAmerica Sacramento Job No.: 240-21987-1

SDG No.:

Reagent ID	Exp Date	Prep Date	Dilutant Used	Reagent Final Volume	Parent Reagent		Analyte	Concentration
					Reagent ID	Volume Added		
HP8330L7_00004	05/04/13	08/29/12	25% 0.1%HoAC in ACN, Lot 4457-51G	25 mL	HP34DNTSU_00009	150 uL	3,4-Dinitrotoluene	300 ng/mL
					HP8330SP_00011	250 uL	3,5-Dinitroaniline	500 ng/mL
							1,3,5-Trinitrobenzene	500 ng/mL
							1,3-Dinitrobenzene	500 ng/mL
							2,4,6-Trinitrotoluene	500 ng/mL
							2,4-Dinitrotoluene	500 ng/mL
							2,6-Dinitrotoluene	500 ng/mL
							2-Amino-4,6-dinitrotoluene	500 ng/mL
							2-Nitrotoluene	500 ng/mL
							3-Nitrotoluene	500 ng/mL
							4-Amino-2,6-dinitrotoluene	500 ng/mL
							4-Nitrotoluene	500 ng/mL
							HMX	500 ng/mL
							Nitrobenzene	500 ng/mL
							RDX	500 ng/mL
							Tetryl	500 ng/mL
					HPEGDNSP_00005	250 uL	Ethylene glycol dinitrate	500 ng/mL
					HPNGPETNSP_00001	250 uL	Nitroglycerin	500 ng/mL
							PETN	500 ng/mL
					HPPASP_00008	500 uL	2,4,6-Trinitrophenol	1000 ng/mL
.HP34DNTSU_00009	05/18/13	12/18/12	Acetonitrile, Lot Acetonitrite_00001	50 mL	HP8330SU_00009	2.5 mL	3,4-Dinitrotoluene	50 ug/mL
..HP8330SU_00009	03/31/17		Restek, Lot A087054		(Purchased Reagent)		3,4-Dinitrotoluene	1000 ug/mL
.HP8330SP_00011	05/30/13	12/05/12	Acetonitrile, Lot 732	50 mL	HP35DNATA_00010	2.5 mL	3,5-Dinitroaniline	50 ug/mL
					HP8330TA_00009	2.5 mL	1,3,5-Trinitrobenzene	50 ug/mL
							1,3-Dinitrobenzene	50 ug/mL
							2,4,6-Trinitrotoluene	50 ug/mL
							2,4-Dinitrotoluene	50 ug/mL
							2,6-Dinitrotoluene	50 ug/mL
							2-Amino-4,6-dinitrotoluene	50 ug/mL
							2-Nitrotoluene	50 ug/mL
							3-Nitrotoluene	50 ug/mL
							4-Amino-2,6-dinitrotoluene	50 ug/mL
							4-Nitrotoluene	50 ug/mL
							HMX	50 ug/mL
							Nitrobenzene	50 ug/mL
							RDX	50 ug/mL
							Tetryl	50 ug/mL
..HP35DNATA_00010	07/31/16		Restek, Lot A085338		(Purchased Reagent)		3,5-Dinitroaniline	1000 ug/mL
..HP8330TA_00009	05/30/15		Restek, Lot A084334		(Purchased Reagent)		1,3,5-Trinitrobenzene	1000 ug/mL
							1,3-Dinitrobenzene	1000 ug/mL
							2,4,6-Trinitrotoluene	1000 ug/mL
							2,4-Dinitrotoluene	1000 ug/mL
							2,6-Dinitrotoluene	1000 ug/mL
							2-Amino-4,6-dinitrotoluene	1000 ug/mL
							2-Nitrotoluene	1000 ug/mL
							3-Nitrotoluene	1000 ug/mL

REAGENT TRACEABILITY SUMMARY

Lab Name: TestAmerica Sacramento Job No.: 240-21987-1

SDG No.:

Reagent ID	Exp Date	Prep Date	Dilutant Used	Reagent Final Volume	Parent Reagent		Analyte	Concentration
					Reagent ID	Volume Added		
							4-Amino-2,6-dinitrotoluene	1000 ug/mL
							4-Nitrotoluene	1000 ug/mL
							HMX	1000 ug/mL
							Nitrobenzene	1000 ug/mL
							RDX	1000 ug/mL
							Tetryl	1000 ug/mL
.HPEGDNSP_00005	05/04/13	12/04/12	Acetonitrile, Lot Acetonitrile_00004	25 mL	HPEGDNTA_00005	1.25 mL	Ethylene glycol dinitrate	50 ug/mL
..HPEGDNTA_00005	01/01/17		Restek, Lot A085885		(Purchased Reagent)		Ethylene glycol dinitrate	1000 ug/mL
.HPNGPETNSP_00001	05/11/13	12/11/12	Methanol, Lot Methanol_00001	25 mL	HPNGTA_00012	1.25 mL	Nitroglycerin	50 ug/mL
					HPPETNTA_00010	1.25 mL	PETN	50 ug/mL
..HPNGTA_00012	05/30/16		Restek, Lot A082035		(Purchased Reagent)		Nitroglycerin	1000 ug/mL
..HPPETNTA_00010	11/30/16		Restek, Lot A085138		(Purchased Reagent)		PETN	1000 ug/mL
.HPPASP_00008	05/04/13	12/04/12	Acetonitrile, Lot Acetonitrile_00004	25 mL	HPPATA_00007	1.25 mL	2,4,6-Trinitrophenol	50 ug/mL
..HPPATA_00007	01/04/17		restek, Lot A086505		(Purchased Reagent)		2,4,6-Trinitrophenol	1000 ug/mL
HP8330L8_00004	05/04/13	08/29/12	25% 0.1%HoAC in ACN, Lot 4457-51G	25 mL	HP34DNTSU_00009	250 uL	3,4-Dinitrotoluene	500 ng/mL
					HP8330SP_00011	500 uL	3,5-Dinitroaniline	1000 ng/mL
							1,3,5-Trinitrobenzene	1000 ng/mL
							1,3-Dinitrobenzene	1000 ng/mL
							2,4,6-Trinitrotoluene	1000 ng/mL
							2,4-Dinitrotoluene	1000 ng/mL
							2,6-Dinitrotoluene	1000 ng/mL
							2-Amino-4,6-dinitrotoluene	1000 ng/mL
							2-Nitrotoluene	1000 ng/mL
							3-Nitrotoluene	1000 ng/mL
							4-Amino-2,6-dinitrotoluene	1000 ng/mL
							4-Nitrotoluene	1000 ng/mL
							HMX	1000 ng/mL
							Nitrobenzene	1000 ng/mL
							RDX	1000 ng/mL
							Tetryl	1000 ng/mL
					HPEGDNSP_00005	500 uL	Ethylene glycol dinitrate	1000 ng/mL
					HPNGPETNSP_00001	500 uL	Nitroglycerin	1000 ng/mL
							PETN	1000 ng/mL
					HPPASP_00008	1000 uL	2,4,6-Trinitrophenol	2000 ng/mL
.HP34DNTSU_00009	05/18/13	12/18/12	Acetonitrile, Lot Acetonitrite_00001	50 mL	HP8330SU_00009	2.5 mL	3,4-Dinitrotoluene	50 ug/mL
..HP8330SU_00009	03/31/17		Restek, Lot A087054		(Purchased Reagent)		3,4-Dinitrotoluene	1000 ug/mL
.HP8330SP_00011	05/30/13	12/05/12	Acetonitrile, Lot 732	50 mL	HP35DNATA_00010	2.5 mL	3,5-Dinitroaniline	50 ug/mL
					HP8330TA_00009	2.5 mL	1,3,5-Trinitrobenzene	50 ug/mL
							1,3-Dinitrobenzene	50 ug/mL
							2,4,6-Trinitrotoluene	50 ug/mL
							2,4-Dinitrotoluene	50 ug/mL
							2,6-Dinitrotoluene	50 ug/mL
							2-Amino-4,6-dinitrotoluene	50 ug/mL

Lab Name: TestAmerica Sacramento Job No.: 240-21987-1

SDG No.:

Reagent ID	Exp Date	Prep Date	Dilutant Used	Reagent Final Volume	Parent Reagent		Analyte	Concentration
					Reagent ID	Volume Added		
							2-Nitrotoluene	50 ug/mL
							3-Nitrotoluene	50 ug/mL
							4-Amino-2,6-dinitrotoluene	50 ug/mL
							4-Nitrotoluene	50 ug/mL
							HMX	50 ug/mL
							Nitrobenzene	50 ug/mL
							RDX	50 ug/mL
							Tetryl	50 ug/mL
..HP35DNATA_00010	07/31/16		Restek, Lot A085338		(Purchased Reagent)		3,5-Dinitroaniline	1000 ug/mL
..HP8330TA_00009	05/30/15		Restek, Lot A084334		(Purchased Reagent)		1,3,5-Trinitrobenzene	1000 ug/mL
							1,3-Dinitrobenzene	1000 ug/mL
							2,4,6-Trinitrotoluene	1000 ug/mL
							2,4-Dinitrotoluene	1000 ug/mL
							2,6-Dinitrotoluene	1000 ug/mL
							2-Amino-4,6-dinitrotoluene	1000 ug/mL
							2-Nitrotoluene	1000 ug/mL
							3-Nitrotoluene	1000 ug/mL
							4-Amino-2,6-dinitrotoluene	1000 ug/mL
							4-Nitrotoluene	1000 ug/mL
							HMX	1000 ug/mL
							Nitrobenzene	1000 ug/mL
							RDX	1000 ug/mL
							Tetryl	1000 ug/mL
.HPEGDNSP_00005	05/04/13	12/04/12	Acetonitrile, Lot Acetonitrile_00004	25 mL	HPEGDNTA_00005	1.25 mL	Ethylene glycol dinitrate	50 ug/mL
..HPEGDNTA_00005	01/01/17		Restek, Lot A085885		(Purchased Reagent)		Ethylene glycol dinitrate	1000 ug/mL
.HPNGPETNSP_00001	05/11/13	12/11/12	Methanol, Lot Methanol_00001	25 mL	HPNGTA_00012	1.25 mL	Nitroglycerin	50 ug/mL
					HPPETNTA_00010	1.25 mL	PETN	50 ug/mL
..HPNGTA_00012	05/30/16		Restek, Lot A082035		(Purchased Reagent)		Nitroglycerin	1000 ug/mL
..HPPETNTA_00010	11/30/16		Restek, Lot A085138		(Purchased Reagent)		PETN	1000 ug/mL
.HPPASP_00008	05/04/13	12/04/12	Acetonitrile, Lot Acetonitrile_00004	25 mL	HPPATA_00007	1.25 mL	2,4,6-Trinitrophenol	50 ug/mL
..HPPATA_00007	01/04/17		restek, Lot A086505		(Purchased Reagent)		2,4,6-Trinitrophenol	1000 ug/mL
HP8330SP_00011	05/30/13	12/05/12	Acetonitrile, Lot 732	50 mL	HP35DNATA_00010	2.5 mL	3,5-Dinitroaniline	50 ug/mL
					HP8330TA_00009	2.5 mL	1,3,5-Trinitrobenzene	50 ug/mL
							1,3-Dinitrobenzene	50 ug/mL
							2,4,6-Trinitrotoluene	50 ug/mL
							2,4-Dinitrotoluene	50 ug/mL
							2,6-Dinitrotoluene	50 ug/mL
							2-Amino-4,6-dinitrotoluene	50 ug/mL
							2-Nitrotoluene	50 ug/mL
							3-Nitrotoluene	50 ug/mL
							4-Amino-2,6-dinitrotoluene	50 ug/mL
							4-Nitrotoluene	50 ug/mL
							HMX	50 ug/mL
							Nitrobenzene	50 ug/mL
							RDX	50 ug/mL

REAGENT TRACEABILITY SUMMARY

Lab Name: TestAmerica Sacramento Job No.: 240-21987-1

SDG No.:

Reagent ID	Exp Date	Prep Date	Dilutant Used	Reagent Final Volume	Parent Reagent		Analyte	Concentration
					Reagent ID	Volume Added		
							Tetryl	50 ug/mL
.HP35DNATA_00010	07/31/16		Restek, Lot A085338		(Purchased Reagent)		3,5-Dinitroaniline	1000 ug/mL
.HP8330TA_00009	05/30/15		Restek, Lot A084334		(Purchased Reagent)		1,3,5-Trinitrobenzene	1000 ug/mL
							1,3-Dinitrobenzene	1000 ug/mL
							2,4,6-Trinitrotoluene	1000 ug/mL
							2,4-Dinitrotoluene	1000 ug/mL
							2,6-Dinitrotoluene	1000 ug/mL
							2-Amino-4,6-dinitrotoluene	1000 ug/mL
							2-Nitrotoluene	1000 ug/mL
							3-Nitrotoluene	1000 ug/mL
							4-Amino-2,6-dinitrotoluene	1000 ug/mL
							4-Nitrotoluene	1000 ug/mL
							HMX	1000 ug/mL
							Nitrobenzene	1000 ug/mL
							RDX	1000 ug/mL
							Tetryl	1000 ug/mL
HPNCSP_00007	04/05/13	11/05/12	Acetone, Lot Acetone_00004	200 mL	HPNCTA_00001	0.102 g	Nitrocellulose	510 ug/mL
.HPNCTA_00001	03/19/17		Theater Affects, Lot 031912		(Purchased Reagent)		Nitrocellulose	1 g/g
HPNGPETNSP_00002	07/22/13	01/22/13	Methanol, Lot Methanol_00004	25 mL	HPNGTA_00014	1.25 mL	Nitroglycerin	50 ug/mL
					HPPETNTA_00012	1.25 mL	PETN	50 ug/mL
.HPNGTA_00014	07/22/13		Restek, Lot A087039		(Purchased Reagent)		Nitroglycerin	1000 ug/mL
.HPPETNTA_00012	07/22/13		Restek, Lot A085138		(Purchased Reagent)		PETN	1000 ug/mL
HPNQ2xMDL_00003	04/15/13	01/04/13	DI Water, Lot M01022012	4 mL	HPNQL2_00003	1 mL	Nitroguanidine	5 ng/mL
.HPNQL2_00003	04/15/13	10/16/12	Water, Lot M10152012	50 mL	HPNQSP_00006	20 uL	Nitroguanidine	20 ng/mL
..HPNQSP_00006	04/15/13	10/15/12	Methanol, Lot K18E18	25 mL	HPNQTA_00002	1.25 mL	Nitroguanidine	50 ug/mL
...HPNQTA_00002	04/15/13		Restek, Lot A076817		(Purchased Reagent)		Nitroguanidine	1000 ug/mL
HPNQIC_00002	12/12/12	06/12/12	Water, Lot NA	50 mL	HPNQTA_00009	0.1 mL	Nitroguanidine	200 ng/mL
.HPNQTA_00009	12/12/12		AccuStandard, Inc, Lot 211111014		(Purchased Reagent)		Nitroguanidine	100 ug/mL
HPNQL2_00003	04/15/13	10/16/12	Water, Lot M10152012	50 mL	HPNQSP_00006	20 uL	Nitroguanidine	20 ng/mL
.HPNQSP_00006	04/15/13	10/15/12	Methanol, Lot K18E18	25 mL	HPNQTA_00002	1.25 mL	Nitroguanidine	50 ug/mL
..HPNQTA_00002	04/15/13		Restek, Lot A076817		(Purchased Reagent)		Nitroguanidine	1000 ug/mL
HPNQL3_00003	04/15/13	10/12/12	Water, Lot M10152012	50 mL	HPNQSP_00006	50 uL	Nitroguanidine	50 ng/mL
.HPNQSP_00006	04/15/13	10/15/12	Methanol, Lot K18E18	25 mL	HPNQTA_00002	1.25 mL	Nitroguanidine	50 ug/mL
..HPNQTA_00002	04/15/13		Restek, Lot A076817		(Purchased Reagent)		Nitroguanidine	1000 ug/mL
HPNQL4_00003	04/15/13	10/16/12	Water, Lot M10152012	50 mL	HPNQSP_00006	100 uL	Nitroguanidine	100 ng/mL
.HPNQSP_00006	04/15/13	10/15/12	Methanol, Lot K18E18	25 mL	HPNQTA_00002	1.25 mL	Nitroguanidine	50 ug/mL
..HPNQTA_00002	04/15/13		Restek, Lot A076817		(Purchased Reagent)		Nitroguanidine	1000 ug/mL
HPNQL5_00003	04/15/13	10/16/12	Water, Lot M10152012	50 mL	HPNQSP_00006	200 uL	Nitroguanidine	200 ng/mL
.HPNQSP_00006	04/15/13	10/15/12	Methanol, Lot K18E18	25 mL	HPNQTA_00002	1.25 mL	Nitroguanidine	50 ug/mL
..HPNQTA_00002	04/15/13		Restek, Lot A076817		(Purchased Reagent)		Nitroguanidine	1000 ug/mL
HPNQL6_00003	04/15/13	10/16/12	Water, Lot M10152012	25 mL	HPNQSP_00006	250 uL	Nitroguanidine	500 ng/mL
.HPNQSP_00006	04/15/13	10/15/12	Methanol, Lot K18E18	25 mL	HPNQTA_00002	1.25 mL	Nitroguanidine	50 ug/mL
..HPNQTA_00002	04/15/13		Restek, Lot A076817		(Purchased Reagent)		Nitroguanidine	1000 ug/mL

REAGENT TRACEABILITY SUMMARY

Lab Name: TestAmerica Sacramento Job No.: 240-21987-1

SDG No.:

Reagent ID	Exp Date	Prep Date	Dilutant Used	Reagent Final Volume	Parent Reagent		Analyte	Concentration
					Reagent ID	Volume Added		
HPNQL7_00003	04/15/13	10/16/12	Water, Lot M10152012	25 mL	HPNQSP_00006	500 uL	Nitroguanidine	1000 ng/mL
.HPNQSP_00006	04/15/13	10/15/12	Methanol, Lot K18E18	25 mL	HPNQTA_00002	1.25 mL	Nitroguanidine	50 ug/mL
..HPNQTA_00002	04/15/13	Restek, Lot A076817			(Purchased Reagent)		Nitroguanidine	1000 ug/mL
HPNQSP_00006	04/15/13	10/15/12	Methanol, Lot K18E18	25 mL	HPNQTA_00002	1.25 mL	Nitroguanidine	50 ug/mL
.HPNQTA_00002	04/15/13	Restek, Lot A076817			(Purchased Reagent)		Nitroguanidine	1000 ug/mL
WC-353.2-ICV_00020	04/01/13	03/01/13	DI Water, Lot xxxxxxx	100 mL	WC-N02-1000_00016	0.05 mL	Nitrate Nitrite as N	1 mg/L as N
							Nitrocellulose	8.403 mg/L as N
					WC-N03-1000_00006	0.05 mL	Nitrate Nitrite as N	1 mg/L as N
							Nitrocellulose	8.403 mg/L as N
.WC-N02-1000_00016	08/14/13	CPI International, Lot 12B200			(Purchased Reagent)		Nitrate Nitrite as N	1000 mg/L as N
							Nitrocellulose	8403 mg/L as N
.WC-N03-1000_00006	08/14/13	RICCA, Lot 1204143			(Purchased Reagent)		Nitrate Nitrite as N	1000 mg/L as N
							Nitrocellulose	8403 mg/L as N
WC-353.2-L1_00019	04/01/13	03/01/13	DI Water, Lot xxxx	100 mL	WC-353.2-INT_00019	0.05 mL	Nitrocellulose	0.42015 mg/L as N
.WC-353.2-INT_00019	04/01/13	03/01/13	DI Water, Lot xxxxxxx	10 mL	WC-N02-1000_00017	0.5 mL	Nitrocellulose	840.3 mg/L as N
					WC-N03-1000_00007	0.5 mL	Nitrocellulose	840.3 mg/L as N
..WC-N02-1000_00017	11/09/13	ERA, Lot 210912			(Purchased Reagent)		Nitrocellulose	8403 mg/L as N
..WC-N03-1000_00007	04/19/13	ERA, Lot 2040212			(Purchased Reagent)		Nitrocellulose	8403 mg/L as N
WC-353.2-L4_00014	04/01/13	03/01/13	DI Water, Lot xxxx	100 mL	WC-353.2-INT_00019	1 mL	Nitrate Nitrite as N	1 mg/L as N
							Nitrocellulose	8.403 mg/L as N
.WC-353.2-INT_00019	04/01/13	03/01/13	DI Water, Lot xxxxxxx	10 mL	WC-N02-1000_00017	0.5 mL	Nitrate Nitrite as N	100 mg/L as N
							Nitrocellulose	840.3 mg/L as N
					WC-N03-1000_00007	0.5 mL	Nitrate Nitrite as N	100 mg/L as N
							Nitrocellulose	840.3 mg/L as N
..WC-N02-1000_00017	11/09/13	ERA, Lot 210912			(Purchased Reagent)		Nitrate Nitrite as N	1000 mg/L as N
							Nitrocellulose	8403 mg/L as N
..WC-N03-1000_00007	04/19/13	ERA, Lot 2040212			(Purchased Reagent)		Nitrate Nitrite as N	1000 mg/L as N
							Nitrocellulose	8403 mg/L as N

HIGH-PURITY STANDARDS
www.highpuritystandards.com

P.O. Box 41727
Charleston, SC 29423
Phone (843) 767-7900
Fax (843) 767-7906

Certificate of Analysis

rec'd
SG
8-24-12

Product Description:

Name:	Mercury	Source Material:	Mercury Metal
Part Number:	**10 33-1**	Material Purity:	99.9998%
Lot Number:	**1221902**	Matrix:	5% (v/v) HNO_3

Certified Value: 10.0 µg/mL ± 0.1 µg/mL

The Certified value is based on gravimetric and volumetric preparation, and confirmed against SRM 3133 (lot number 061204) via inductively coupled plasma optical emission spectrometry (ICP-OES) using an internal laboratory-developed method. The uncertainty in the certified value is calculated for a 95% confidence interval and coverage factor *k* is about 2.

Preparation Information:

The standard solution is prepared using high purity materials and assayed by analytical methods for conformity prior to use. This standard was prepared using the methods developed at NIST for SRM Spectrometric Standard Solutions under appropriate laboratory conditions.

Sub-boiling distilled high-purity acid has been used to place the materials in solution and to stabilize the standard. The matrix is as noted above in 18 mega ohm deionized water.

Traceability Information:

The traceability of this standard is maintained through an unbroken chain of comparisons to appropriate standards with suitable procedure and measurement uncertainties. The maintenance of the base and derived units of International System of Units (SI) with traceability of measurement results (contemporary metrology) to SI ensures their comparability over time as follows.

a. **Standard Weight and Analytical Balance**
The standard weights (NBS weights Inventory No 20231A) are calibrated every two years by South Carolina Metrology Laboratory that is a participant in "NIST Weights and Measures Measurement Assurance Program" with a certificate of measurement traceability to NIST primary standards.
The balances are calibrated yearly by the ISO 17025 accredited metrology service, and are verified weekly by an in-house method using standard weights.

b. **Volumetric Device**
The calibration of volumetric vessels is checked annually using the NBS 602 method.

c. **Thermometer**
The standard thermometers are calibrated every year by the ISO 17025 accredited metrology service. The thermometers used in-house are verified against the standard thermometers yearly.

d. **Calibration Standards:**
The Calibration Standard is directly traceable to SRM 3100 Series Spectrometric Standard Solutions.

Packaging and Storage Conditions:

The standard is packaged in a pre-cleaned polyethylene bottle. To maintain the integrity of this product, the solution should be kept tightly capped and stored under normal laboratory conditions.

High-Purity Standards is certified to ISO 9001:2008 and accredited to ISO/IEC 17025:2005 and ISO Guide 34:2009.

Refer to Material Safety Datasheet (MSDS) for hazardous information.

Expiration Information:

The expiry date is guaranteed to be valid for twelve months from the shipping date provided. For this reason, standards from the same lot may have different expiration dates.

Preparation Date: **August 6, 2012**

Shipped Date: AUG 2 0 2012

Expiration Date: AUG 2 0 2013

Certificate Issue Date: **August 7, 2012**

Quality Information:

ISO/IEC 17025:2005 Accreditation
Certificate Number AT-1529

Vanny T. Yib,
Inorganic Laboratory Manager

Angel Sellers
Quality Manager

High-Purity Standards is certified to ISO 9001:2008 and accredited to ISO/IEC 17025:2005 and ISO Guide 34:2009.

Certificate of Analysis

Aroclor 1016 Solution

Product Number: PP-281 **Page:** 1 of 1

Lot Number: CF-0785 **Lot Issue Date:** 26-Feb-2009 **Expiration Date:** 31-Mar-2017

This Certified Reference Material (RM) was manufactured and verified in accordance with ULTRA's ISO 9001 registered quality system, and the analyte concentrations were verified by our ISO 17025 accredited laboratory. The true value and uncertainty value at the 95% confidence level for each analyte, determined gravimetrically, is listed below.

Analyte	CAS#	Analyte Lot	True Value
Aroclor 1016	012674-11-2	F216A	100.3 ± 0.5 µg/mL

Matrix: hexane

Storage: Store at Room Temperature (18-25° C)

ULTRA uses balances calibrated with weights traceable to NIST in compliance with ANSI/NCSL Z-540-1 and ISO 9001, and calibrated Class A glassware in the manufacturing of these standards.

ACCREDITED
ISO 17025:2005 Accredited A2LA Cert. No. 0851-01
ISO 9001:2008 Registered TUV USA, Inc. Cert. No. 09-1009

250 Smith Street, North Kingstown, RI 02852 USA
401-294-9400 Fax: 295-2330
wwww.ultrasci.com

William J. Leary
Quality Assurance Manager

Certificate of Analysis

Aroclor 1221 Solution

Product Number: PP-291 **Page:** 1 of 1

Lot Number: CB-1791Z **Lot Issue Date:** 01-Nov-2011 **Expiration Date:** 31-Dec-2014

This Certified Reference Material (RM) was manufactured and verified in accordance with ULTRA's ISO 9001 registered quality system, and the analyte concentrations were verified by our ISO 17025 accredited laboratory. The true value and uncertainty value at the 95% confidence level for each analyte, determined gravimetrically, is listed below.

Analyte	CAS#	Analyte Lot	True Value
Aroclor 1221	011104-28-2	AM-24	100.4 ± 0.5 µg/mL

Matrix: hexane

Storage: Store at Room Temperature (18-25° C)

ULTRA uses balances calibrated with weights traceable to NIST in compliance with ANSI/NCSL Z-540-1 and ISO 9001, and calibrated Class A glassware in the manufacturing of these standards.

ACCREDITED
ISO 17025:2005 Accredited A2LA Cert. No. 0851-01

ISO 9001:2008 Registered TUV USA, Inc. Cert. No. 09-1009

250 Smith Street, North Kingstown, RI 02852 USA
401-294-9400 Fax: 295-2330
wwww.ultrasci.com

William J. Leary
Quality Assurance Manager

ULTRA SCIENTIFIC
Analytical Solutions

Certificate of Analysis

Aroclor 1232 Solution

Product Number: PP-301 **Page:** 1 of 1

Lot Number: CG-3213 **Lot Issue Date:** Sep-2010 **Expiration Date:** Oct-2014

This Certified Reference Material (RM) was manufactured and verified in accordance with ULTRA's ISO 9001 registered quality system, and the analyte concentrations were verified by our ISO 17025 accredited laboratory. The true value and uncertainty value at the 95% confidence level for each analyte, determined gravimetrically, is listed below.

Analyte	CAS#	Analyte Lot	True Value
Aroclor 1232	011141-16-5	NT01717	100.3 ± 0.5 µg/mL

Matrix: hexane

Storage: Store at Room Temperature (18-25° C)

Received 2/28/12

ULTRA uses balances calibrated with weights traceable to NIST in compliance with ANSI/NCSL Z-540-1 and ISO 9001, and calibrated Class A glassware in the manufacturing of these standards.

A2LA ACCREDITED

ISO 17025:2005 Accredited A2LA Cert. No. 0851-01

ISO 9001:2008 Registered TUV USA, Inc. Cert. No. 09-1009

250 Smith Street, North Kingstown, RI 02852 USA
401-294-9400 Fax: 295-2330
www.ultrasci.com

William J. Leary
Quality Assurance Manager

Certificate of Analysis

Aroclor 1242 Solution

Product Number: PP-311 **Page:** 1 of 1

Lot Number: CH-2711 **Lot Issue Date:** 25-Aug-2011 **Expiration Date:** 30-Sep-2019

This Certified Reference Material (RM) was manufactured and verified in accordance with ULTRA's ISO 9001 registered quality system, and the analyte concentrations were verified by our ISO 17025 accredited laboratory. The true value and uncertainty value at the 95% confidence level for each analyte, determined gravimetrically, is listed below.

Analyte	CAS#	Analyte Lot	True Value
Aroclor 1242	053469-21-9	NT01020	100.4 ± 0.5 µg/mL

Matrix: hexane

Storage: Store at Room Temperature (18-25° C)

ULTRA uses balances calibrated with weights traceable to NIST in compliance with ANSI/NCSL Z-540-1 and ISO 9001, and calibrated Class A glassware in the manufacturing of these standards.

ACCREDITED
ISO 17025:2005 Accredited A2LA Cert. No. 0861-01
ISO 9001:2008 Registered TUV USA, Inc. Cert. No. 09-1009

250 Smith Street, North Kingstown, RI 02852 USA
401-294-9400 Fax: 295-2330
wwww.ultrasci.com

William J. Leary
Quality Assurance Manager

Certificate of Analysis

ULTRA SCIENTIFIC
Analytical Solutions

Aroclor 1248 Solution

Product Number: PP-341 **Page:** 1 of 1

Lot Number: CH-3256 **Lot Issue Date:** 27-Oct-2011 **Expiration Date:** 30-Nov-2019

This Certified Reference Material (RM) was manufactured and verified in accordance with ULTRA's ISO 9001 registered quality system, and the analyte concentrations were verified by our ISO 17025 accredited laboratory. The true value and uncertainty value at the 95% confidence level for each analyte, determined gravimetrically, is listed below.

Analyte	CAS#	Analyte Lot	True Value
Aroclor 1248	012672-29-6	NT01718	100.5 ± 0.5 µg/mL

Matrix: hexane

Storage: Store at Room Temperature (18-25° C)

RECEIVED 2/28/12

ULTRA uses balances calibrated with weights traceable to NIST in compliance with ANSI/NCSL Z-540-1 and ISO 9001, and calibrated Class A glassware in the manufacturing of these standards.

ACCREDITED
ISO 17025:2005 Accredited A2LA Cert. No. 0851-01
ISO 9001:2008 Registered TUV USA, Inc. Cert. No. 09-1009

250 Smith Street, North Kingstown, RI 02852 USA
401-294-9400 Fax: 295-2330
wwww.ultrasci.com

William J. Leary
Quality Assurance Manager

Certificate of Analysis

ULTRA SCIENTIFIC
Analytical Solutions

Aroclor 1254 Solution

Product Number: PP-351 **Page:** 1 of 1

Lot Number: CH-3706 **Lot Issue Date:** 28-Nov-2011 **Expiration Date:** 31-Dec-2019

This Certified Reference Material (RM) was manufactured and verified in accordance with ULTRA's ISO 9001 registered quality system, and the analyte concentrations were verified by our ISO 17025 accredited laboratory. The true value and uncertainty value at the 95% confidence level for each analyte, determined gravimetrically, is listed below.

Analyte	CAS#	Analyte Lot	True Value
Aroclor 1254	011097-69-1	RM00922	100.3 ± 0.5 µg/mL

Matrix: hexane

Storage: Store at Room Temperature (18-25° C)

RECEIVED 2/28/12

ULTRA uses balances calibrated with weights traceable to NIST in compliance with ANSI/NCSL Z-540-1 and ISO 9001, and calibrated Class A glassware in the manufacturing of these standards.

A2LA ACCREDITED
ISO 17025:2005 Accredited A2LA Cert. No. 0861-01

ISO 9001:2008 Registered TUV USA, Inc. Cert. No. 09-1009

250 Smith Street, North Kingstown, RI 02852 USA
401-294-9400 Fax: 295-2330
wwww.ultrasci.com

William J. Leary
Quality Assurance Manager

Certificate of Analysis

Aroclor 1260 Solution

Product Number: PP-361 **Page:** 1 of 1

Lot Number: CG-3829 **Lot Issue Date:** 04-Nov-2010 **Expiration Date:** 31-Dec-2014

This Certified Reference Material (RM) was manufactured and verified in accordance with ULTRA's ISO 9001 registered quality system, and the analyte concentrations were verified by our ISO 17025 accredited laboratory. The true value and uncertainty value at the 95% confidence level for each analyte, determined gravimetrically, is listed below.

Analyte	CAS#	Analyte Lot	True Value
Aroclor 1260	011096-82-5	NT01023	100.5 ± 0.5 µg/mL

Matrix: hexane

Storage: Store at Room Temperature (18-25° C)

ULTRA uses balances calibrated with weights traceable to NIST in compliance with ANSI/NCSL Z-540-1 and ISO 9001, and calibrated Class A glassware in the manufacturing of these standards.

ISO 17025:2005 Accredited A2LA Cert. No. 0851-01

ISO 9001:2008 Registered TUV USA, Inc. Cert. No. 09-1009

250 Smith Street, North Kingstown, RI 02852 USA
401-294-9400 Fax: 295-2330
wwww.ultrasci.com

William J. Leary
Quality Assurance Manager

RESTEK

JVMS Received 12/13/11

110 Benner Circle
Bellefonte, PA 16823-8812
Tel: (800)356-1688
Fax: (814)353-1309

www.Restek.com

Certificate of Analysis

FOR LABORATORY USE ONLY-READ MSDS PRIOR TO USE.

Catalog No. : 32039 **Lot No.:** A082781

Description : Aroclor® 1016/1260 Mix

PCB Mix, Aroclor 1016/1260, 1,000µg/ml, Hexane, 1ml/ampule

Container Size : [5] 2 mL **Pkg Amt:** [5] > 1 mL

Expiration Date : [1] August 2018 **Storage:** 25°C nominal

Handling: This product contains PCB's

Elution Order	Compound	CAS #	Percent Purity [2]	Grav. Conc. (weight/volume) [3]	Grav.Uncert. (95% C.L.; K=2) [4]
1	Aroclor 1016	12674-11-2	----%	1,000.0 ug/mL	+/- 5.8275 ug/mL
2	Aroclor 1260	11096-82-5	----%	1,000.0 ug/mL	+/- 5.8275 ug/mL
Solvent:	Hexane	110-54-3	99%		

Column:
30m x .25mm x .2um
Rtx-CLP II (cat.# 11323)

Carrier Gas:
helium-constant pressure 20 psi.

Temp. Program:
200°C to 300°C
@ 25°C/min. (hold 10 min.)

Inj. Temp:
250°C

Det. Temp:
300°C

Det. Type:
ECD

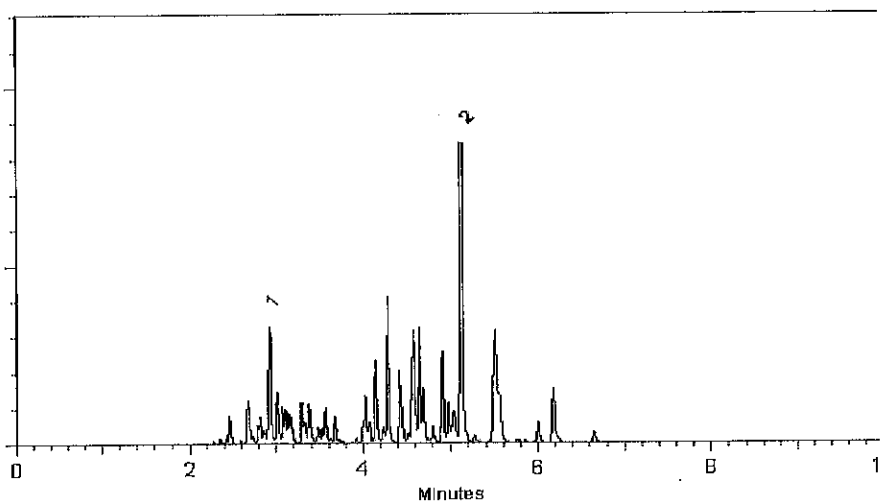

RESTEK

Certificate of Analysis

110 Benner Circle
Bellefonte, PA 16823-8812
Tel: (800)356-1688
Fax: (814)353-1309

FOR LABORATORY USE ONLY-READ MSDS PRIOR TO USE.

Catalog No. : 32009 **Lot No.:** A080551

Description : Aroclor® 1242 Standard

PCB Mix, Aroclor 1242, 1,000µg/ml, Hexane, 1ml/ampule

Container Size : [5] 2 mL **Pkg Amt:** [5] > 1 mL

Expiration Date : [1] April 2018 **Storage:** 25°C nominal

Handling: This product contains PCB's

Elution Order	Compound	CAS #	Percent Purity [2]	Grav. Conc. (weight/volume) [3]	% Grav.Uncert. (95% C.L.; K=2) [4]
1	Aroclor 1242	53469-21-9	----%	1,000.0 ug/ml	+/-0.58 %
Solvent:	Hexane	110-54-3	99%		

1 vial

RECEIVED 1/12/12 CSH

Column:
30m x .25mm x .2um
Rtx-CLP II (cat.# 11323)

Carrier Gas:
helium-constant pressure 20 psi.

Temp. Program:
200°C to 300°C
@ 25°C/min. (hold 10 min.)

Inj. Temp:
250°C

Det. Temp:
300°C

Det. Type:
ECD

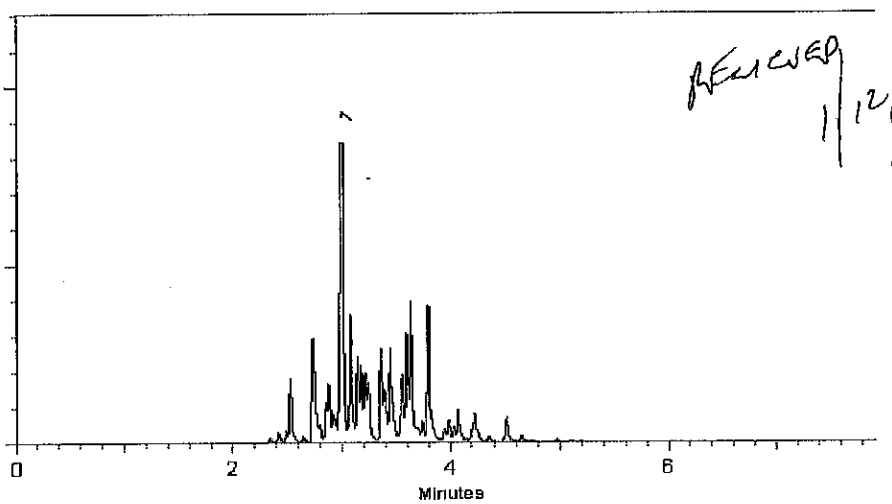

110 Benner Circle
Bellefonte, PA 16823-8812
Tel: (800)356-1688
Fax: (814)353-1309

www.Restek.com

Certificate of Analysis

FOR LABORATORY USE ONLY-READ MSDS PRIOR TO USE.

Received 1/12/12
1 vial
LOT

Catalog No. : 32010 **Lot No.:** A082482

Description : Aroclor® 1248 Standard
PCB Mix, Aroclor 1248, 1,000µg/ml, Hexane, 1ml/ampule

Container Size : [5] 2 mL **Pkg Amt:** [5] > 1 mL

Expiration Date : [1] July 2018 **Storage:** 25°C nominal

Handling: This product contains PCB's

Elution Order	Compound	CAS #	Percent Purity [2]	Grav. Conc. (weight/volume) [3]	Grav.Uncert. (95% C.L.; K=2) [4]
1	Aroclor 1248	12672-29-6	----%	1,000.0 ug/mL	+/- 5.9 ug/mL
Solvent:	Hexane	110-54-3	99%		

Column:
30m x .25mm x .2um
Rtx-CLP II (cat.# 11323)

Carrier Gas:
helium-constant pressure 20 psi.

Temp. Program:
200°C to 300°C
@ 25°C/min. (hold 10 min.)

Inj. Temp:
250°C

Det. Temp:
300°C

Det. Type:
ECD

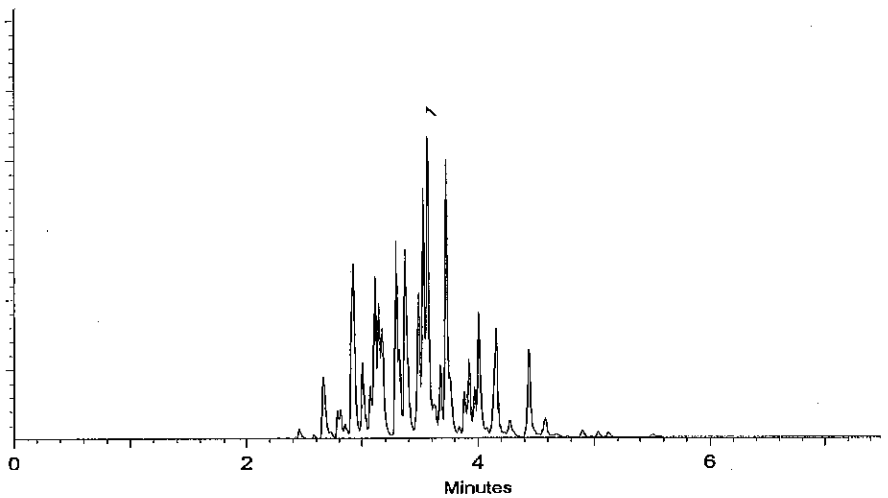

RESTEK

Certificate of Analysis

110 Benner Circle
Bellefonte, PA 16823-8812
Tel: (800)356-1688
Fax: (814)353-1309

FOR LABORATORY USE ONLY-READ MSDS PRIOR TO USE.

Catalog No. : 32007 **Lot No.:** A074947

Description : Aroclor® 1221 Standard

Expiration Date[1]: June 2017 **Storage:** Room Temperature

Handling: Contains PCB's. Warm & Sonicate Prior to Use

Elution Order	Compound	CAS #	Percent Purity [2]	Concentration [3] (weight/volume)	% Uncertainty [4] (95% C.L.; K=2)
1	Aroclor 1221	11104-28-2	----%	1,000.000 ug/ml	+/-0.59 %
Solvent:	Hexane	110-54-3	99%		

Column:
30m x.25mm x .2um
Rtx-CLPesticides (cat.# 11323)

Carrier Gas:
helium-constant pressure 20 psi.

Temp. Program:
200°C to 300°C
@ 25°C/min. (hold 10 min.)

Inj. Temp:
250°C

Det. Temp:
300°C

Det. Type:
ECD

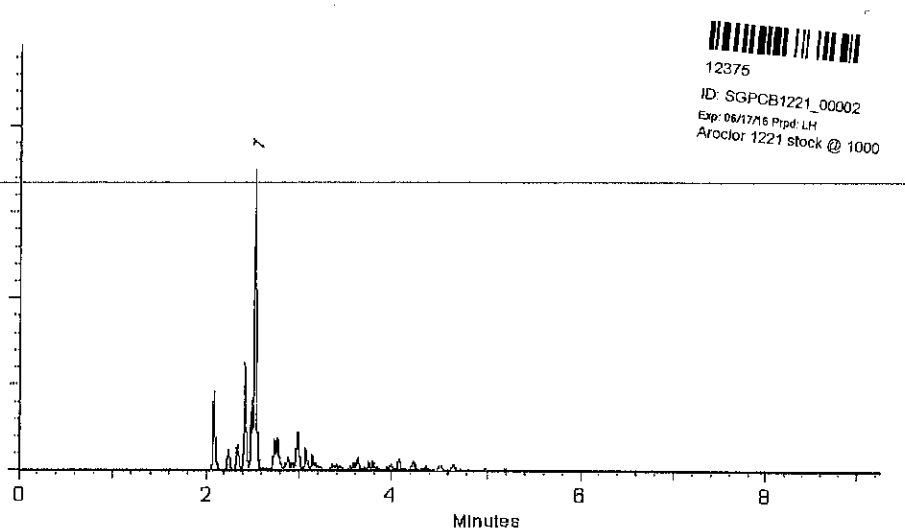

Diane Shaffer
Diane Shaffer - QA Analyst

Date Passed: 24-May-2010 **Balance:** 1128360905

Manufactured under Restek's ISO 9001:2008
Registered Quality System
Certificate #FM 80397

1 Expiration date of the unopened ampule stored at the recommended storage condition.

2A Purity is determined by one or more of the following techniques: GC/FID, HPLC, GC/ECD, GC/MS. Value is rounded to the nearest whole number. Chemical identity is confirmed using GC/MS. See data pack or contact provider for further details.

2B Compounds with a listed purity of less than 99% have been weight corrected to compensate for impurities.

2C The following types of compounds will have a listed purity of less than 99%: Aldehyde/Ketone-DNPH compounds, Bromides, Chlorides, HCL salts, HBR salts, sulfates, hydrates, and other compounds as necessary. The listed purity is a correction factor that is equivalent to the percentage of parent compound in the molecule. This correction factor is used to calculate the amount of compound necessary to achieve the desired concentration of the parent compound in solution. The concentration listed on the certificate is the concentration of the parent compound in the solution.

2D Purity of isomeric compounds is reported as the sum of the isomers. Value is rounded to the nearest whole number after summation.

3 Based upon gravimetric preparation with balance calibration verified using NIST traceable weights (seven mass levels) and/or class A glassware used for dilutions.

4 Uncertainties determined using data for balances and glassware from measurement systems analysis methodology, raw material purity, and, when significant, equipment tolerances or calibration results.

RECEIVED 2 ciM
E
7/27/10

RESTEK

Certificate of Analysis

110 Benner Circle
Bellefonte, PA 16823-8812
Tel: (800)356-1688
Fax: (814)353-1309

FOR LABORATORY USE ONLY-READ MSDS PRIOR TO USE.

Catalog No. : 32011 **Lot No.:** A076437

Description : Aroclor® 1254 Standard

Expiration Date[1]**:** September 2017 **Storage:** Room Temperature

Handling: This product contains PCB's

Elution Order	Compound	CAS #	Percent Purity [2]	Concentration [3] (weight/volume)	% Uncertainty [4] (95% C.L.; K=2)
1	Aroclor 1254	11097-69-1	----%	1,001.600 ug/ml	+/-0.59 %
Solvent:	Hexane	110-54-3	99%		

Column:
30m x .25mm x .2um
Rtx-CLP II (cat.# 11323)

Carrier Gas:
helium-constant pressure 20 psi.

Temp. Program:
200°C to 300°C
@ 25°C/min. (hold 10 min.)

Inj. Temp:
250°C

Det. Temp:
300°C

Det. Type:
ECD

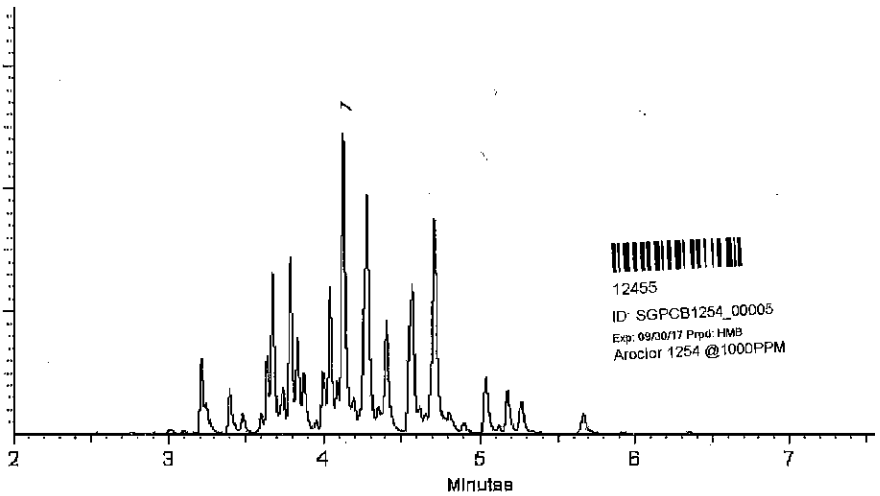

Diane Shaffer
Diane Shaffer - QA Analyst

Date Passed: 23-Aug-2010 **Balance:** 1128360905

Manufactured under Restek's ISO 9001:2008 Registered Quality System Certificate #FM 80397

1 Expiration date of the unopened ampule stored at the recommended storage condition.

2A Purity is determined by one or more of the following techniques: GC/FID, HPLC, GC/ECD, GC/MS. Value is rounded to the nearest whole number. Chemical identity is confirmed using GC/MS. See data pack or contact provider for further details.

2B Compounds with a listed purity of less than 99% have been weight corrected to compensate for impurities.

2C The following types of compounds will have a listed purity of less than 99%: Aldehyde/Ketone-DNPH compounds, Bromides, Chlorides, HCL salts, HBR salts, sulfates, hydrates, and other compounds as necessary. The listed purity is a correction factor that is equivalent to the percentage of parent compound in the molecule. This correction factor is used to calculate the amount of compound necessary to achieve the desired concentration of the parent compound in solution. The concentration listed on the certificate is the concentration of the parent compound in the solution.

2D Purity of isomeric compounds is reported as the sum of the isomers. Value is rounded to the nearest whole number after summation.

3 Based upon gravimetric preparation with balance calibration verified using NIST traceable weights (seven mass levels) and/or class A glassware used for dilutions.

4 Uncertainties determined using data for balances and glassware from measurement systems analysis methodology, raw material purity, and, when significant, equipment tolerances or calibration results.

Received 2 vials 7/23/11

110 Benner Circle
Bellefonte, PA 16823-8812
Tel: (800)356-1688
Fax: (814)353-1309

www.Restek.com

Rcvd 7-21-11 cmk

Certificate of Composition

FOR LABORATORY USE ONLY-READ MSDS PRIOR TO USE.

Catalog No. : 557670 **Lot No.:** A083000

Description : Custom Herbicide Methyl Esters Standard

Container Size : [5] 2 mL **Pkg Amt:** [5] > 1 mL

Expiration Date : [1] July 2013 **Storage:** 10°C or colder

Handling: This product is photosensitive.

Elution Order	Compound	CAS #	Percent Purity [2]	Grav. Conc. (weight/volume) [3]	Grav.Uncert. (95% C.L.; K=2) [4]
1	Dalapon methyl ester	17640-02-7	95%	3.99 ug/mL	+/- 0.03264 ug/mL
2	2,4-Dichlorophenyl acetic acid methyl ester	55954-23-9	99%	8.00 ug/mL	+/- 0.06544 ug/mL
3	Dicamba methyl ester	6597-78-0	99%	4.00 ug/mL	+/- 0.03272 ug/mL
4	MCPP (Mecoprop) methyl ester	2786-19-8	98%	799.68 ug/mL	+/- 4.74986 ug/mL
5	MCPA methyl ester	2436-73-9	99%	800.00 ug/mL	+/- 4.75176 ug/mL
6	Dichlorprop methyl ester	57153-17-0	99%	8.00 ug/mL	+/- 0.06544 ug/mL
7	2,4-D methyl ester	1928-38-7	98%	8.00 ug/mL	+/- 0.06542 ug/mL
8	Pentachloroanisole	1825-21-4	98%	2.00 ug/mL	+/- 0.1208 ug/mL
9	2,4,5-TP (silvex) methyl ester	4841-20-7	98%	2.00 ug/mL	+/- 0.1208 ug/mL
10	2,4,5-T methyl ester	1928-37-6	98%	2.00 ug/mL	+/- 0.1208 ug/mL
11	2,4-DB methyl ester	18625-12-2	99%	8.00 ug/mL	+/- 0.06544 ug/mL
12	Picloram methyl ester	14143-55-6	97%	7.99 ug/mL	+/- 0.06538 ug/mL
13	Dinoseb methyl ether	6099-79-2	99%	1.20 ug/mL	+/- 0.07251 ug/mL
Solvent:	Hexane	110-54-3	99%		

Column:
30m x .25mm x .2um
Rtx-CLP II (cat.# 11323)

Carrier Gas:
helium-constant pressure 20 psi.

Temp. Program:
150°C to 300°C
@ 4°C/min. (hold 5 min.)

Inj. Temp:
200°C

Det. Temp:
300°C

Det. Type:
ECD

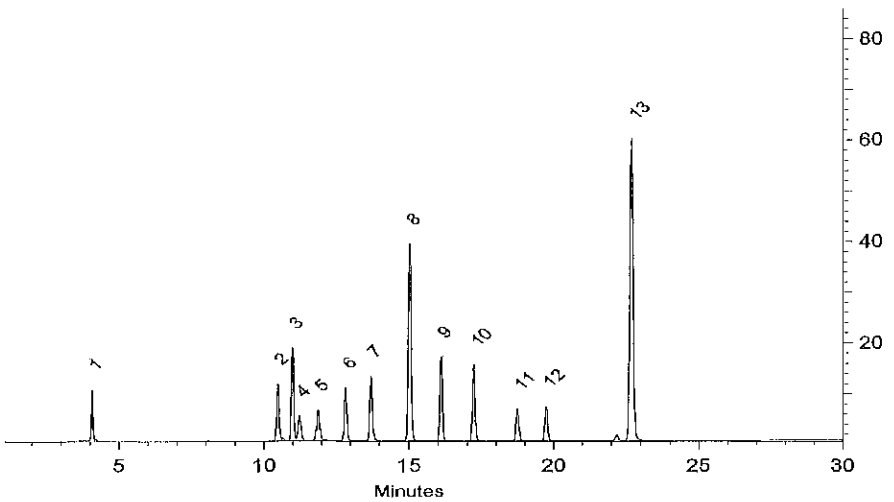

RESTEK

Rec'd 1/14/13 DB

110 Benner Circle
Bellefonte, PA 16823-8812
Tel: (800)356-1688
Fax: (814)353-1309

www.Restek.com

ACCREDITED Reference Material Producer Certificate #3222.01

ilac-MRA

ACCREDITED Testing Laboratory Certificate #3222.02

Certificate of Analysis

FOR LABORATORY USE ONLY-READ MSDS PRIOR TO USE.

This Reference Material is intended for Laboratory Use Only as a standard for the qualitative and/or quantitative determination of the analyte(s) listed.

Catalog No. : 32268 **Lot No.:** A089363

Description : Pentachloroanisole Standard

Pentachloroanisole 1000ug/mL, Methanol, 1mL/ampul

Container Size : 2 mL **Pkg Amt:** > 1 mL

Expiration Date : June 2014 **Storage:** 10°C or colder

CERTIFIED VALUES

Elution Order	Compound	Grav. Conc. (weight/volume)	Expanded Uncertainty (95% C.L.; K=2)		
1	Pentachloroanisole CAS # 1825-21-4 Purity 98%	999.6 ug/mL	+/- 10.0697	ug/mL	Gravimetric
			+/- 32.9172	ug/mL	Unstressed
			+/- 32.9172	ug/mL	Stressed

Solvent: Methanol
CAS # 67-56-1
Purity 99%

RESTEK

Certificate of Analysis

110 Benner Circle
Bellefonte, PA 16823-8812
Tel: (800)356-1688
Fax: (814)353-1309

FOR LABORATORY USE ONLY-READ MSDS PRIOR TO USE.

Catalog No. : 32007 **Lot No.:** A074947

Description : Aroclor® 1221 Standard

Expiration Date[1]: June 2017 **Storage:** Room Temperature

Handling: Contains PCB's. Warm & Sonicate Prior to Use

Elution Order	Compound	CAS #	Percent Purity 2	Concentration 3 (weight/volume)	% Uncertainty 4 (95% C.L.; K=2)
1	Aroclor 1221	11104-28-2	----%	1,000.000 ug/ml	+/-0.59 %
Solvent:	Hexane	110-54-3	99%		

Column:
30m x .25mm x .2um
Rtx-CLPesticides (cat.# 11323)

Carrier Gas:
helium-constant pressure 20 psi.

Temp. Program:
200°C to 300°C
@ 25°C/min. (hold 10 min.)

Inj. Temp:
250°C

Det. Temp:
300°C

Det. Type:
ECD

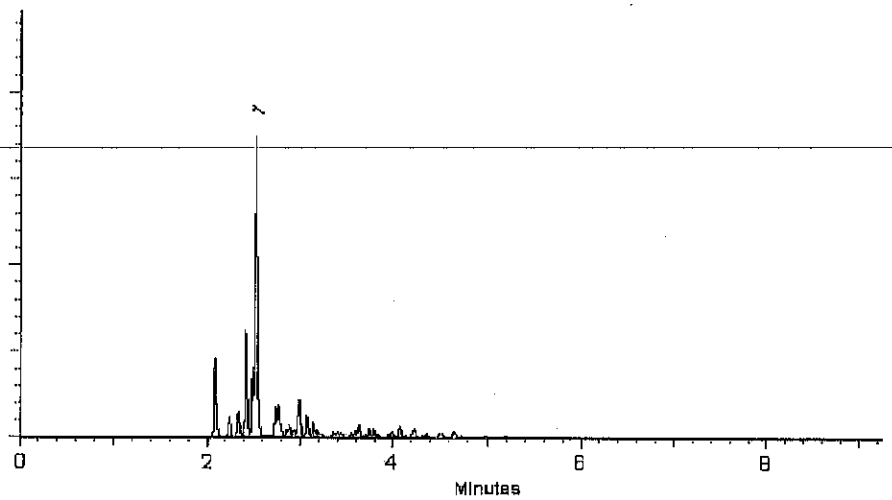

Diane Shaffer
Diane Shaffer - QA Analyst

Date Passed: 24-May-2010 **Balance:** 1128360905

Manufactured under Restek's ISO 9001:2008 Registered Quality System Certificate #FM 80397

1 Expiration date of the unopened ampule stored at the recommended storage condition.

2A Purity is determined by one or more of the following techniques: GC/FID, HPLC, GC/ECD, GC/MS. Value is rounded to the nearest whole number. Chemical identity is confirmed using GC/MS. See data pack or contact provider for further details.

2B Compounds with a listed purity of less than 99% have been weight corrected to compensate for impurities.

2C The following types of compounds will have a listed purity of less than 99%: Aldehyde/Ketone-DNPH compounds, Bromides, Chlorides, HCL salts, HBR salts, sulfates, hydrates, and other compounds as necessary. The listed purity is a correction factor that is equivalent to the percentage of parent compound in the molecule. This correction factor is used to calculate the amount of compound necessary to achieve the desired concentration of the parent compound in solution. The concentration listed on the certificate is the concentration of the parent compound in the solution.

2D Purity of isomeric compounds is reported as the sum of the isomers. Value is rounded to the nearest whole number after summation.

3 Based upon gravimetric preparation with balance calibration verified using NIST traceable weights (seven mass levels) and/or class A glassware used for dilutions.

4 Uncertainties determined using data for balances and glassware from measurement systems analysis methodology, raw material purity, and, when significant, equipment tolerances or calibration results.

RECEIVED 2 ICW
E
7/27/10

TestAmerica
THE LEADER IN ENVIRONMENTAL TESTING

VGINTSTD_00001

Reagent ID: VGINTSTD_00001

		Expiration Date:	10/08/2011
Description:	INTERNAL STANDARD	Laboratory:	TestAmerica North Canton
No. of Bottles:	2	Prepared By:	Bolgrin, Deborah
Storage Location:	F022	Solvent:	MEOH
Reagent Volume:	50.000 mL	Solvent Lot:	50349
Creation Date:	04/08/2011		
Container(s):	12414, 12415		
Comment:			

Reagent Analyte Information

Analyte	Source ID	Source Expiration Date	Source Conc.	Source Conc. Units	Final Conc.	Final Conc. Units
Fluorobenzene	VGISSTOCK_00001	12/31/2012	2000.000	ug/mL	50.00000	ug/mL

Source Reagents

Reagent	Description	Type	Expiration	Vendor	Vendor Lot #	Vendor Cat Lot #	Volume Used	Volume Units
VGISSTOCK_00001	IS FLOROBENZENE	ASTD	12/31/12	ULTRA SCIENTIFIC	CE-4128	STS-160	1.2500	mL

RESTEK

Certificate of Analysis

110 Benner Circle
Bellefonte, PA 16823-8812
Tel: (800)356-1688
Fax: (814)353-1309

FOR LABORATORY USE ONLY-READ MSDS PRIOR TO USE.

Catalog No. : 32011 **Lot No.:** A076437

Description : Aroclor® 1254 Standard

Expiration Date[1]: September 2017 **Storage:** Room Temperature

Handling: This product contains PCB's

Elution Order	Compound	CAS #	Percent Purity [2]	Concentration [3] (weight/volume)	% Uncertainty [4] (95% C.L.; K=2)
1	Aroclor 1254	11097-69-1	----%	1,001.600 ug/ml	+/-0.59 %
Solvent:	Hexane	110-54-3	99%		

Column:
30m x .25mm x .2um
Rtx-CLP II (cat.# 11323)

Carrier Gas:
helium-constant pressure 20 psi.

Temp. Program:
200°C to 300°C
@ 25°C/min. (hold 10 min.)

Inj. Temp:
250°C

Det. Temp:
300°C

Det. Type:
ECD

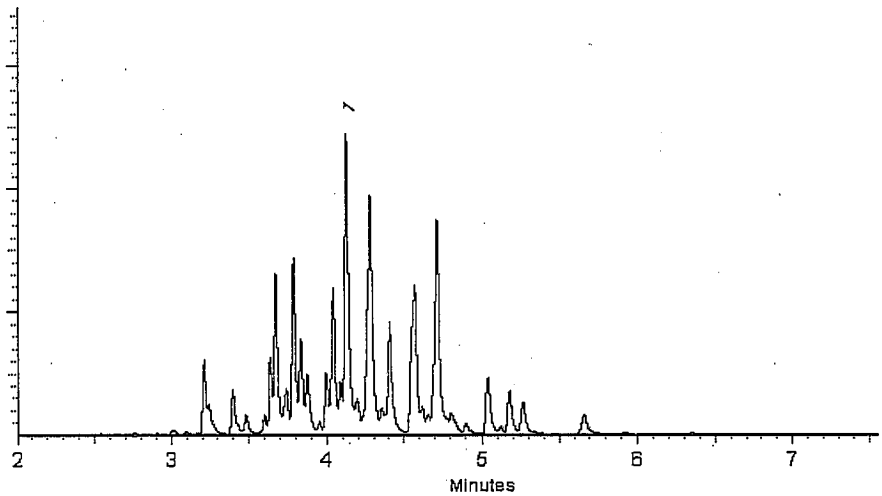

Diane Shaffer
Diane Shaffer - QA Analyst

Date Passed: 23-Aug-2010 **Balance:** 1128360905

Manufactured under Restek's ISO 9001:2008 Registered Quality System Certificate #FM 80397

1 Expiration date of the unopened ampule stored at the recommended storage condition.

2A Purity is determined by one or more of the following techniques: GC/FID, HPLC, GC/ECD, GC/MS. Value is rounded to the nearest whole number. Chemical identity is confirmed using GC/MS. See data pack or contact provider for further details.

2B Compounds with a listed purity of less than 99% have been weight corrected to compensate for impurities.

2C The following types of compounds will have a listed purity of less than 99%: Aldehyde/Ketone-DNPH compounds, Bromides, Chlorides, HCL salts, HBR salts, sulfates, hydrates, and other compounds as necessary. The listed purity is a correction factor that is equivalent to the percentage of parent compound in the molecule. This correction factor is used to calculate the amount of compound necessary to achieve the desired concentration of the parent compound in solution. The concentration listed on the certificate is the concentration of the parent compound in the solution.

2D Purity of isomeric compounds is reported as the sum of the isomers. Value is rounded to the nearest whole number after summation.

3 Based upon gravimetric preparation with balance calibration verified using NIST traceable weights (seven mass levels) and/or class A glassware used for dilutions.

4 Uncertainties determined using data for balances and glassware from measurement systems analysis methodology, raw material purity, and, when significant, equipment tolerances or calibration results.

Received 2 vials 7/23/11

Certificate of Analysis

110 Benner Circle
Bellefonte, PA 16823-8812
Tel: (800)356-1688
Fax: (814)353-1309

FOR LABORATORY USE ONLY-READ MSDS PRIOR TO USE.

Catalog No. : 32000 **Lot No.:** A057014
Description : Pesticide Surrogate Mix
Expiration Date[1]: June 2015 **Storage:** Refrigerate
Handling: Warm & Sonicate prior to use

Elution Order	Compound	CAS #	Percent Purity [2]	Concentration [3] (weight/volume)	Percent Uncertainty [4]
1	2,4,5,6-Tetrachloro-m-xylene	877-09-8	98%	200.018 ug/ml	+/-0.03 %
2	Decachlorobiphenyl	2051-24-3	99%	200.000 ug/ml	+/-0.03 %
Solvent:	Acetone	67-64-1	99%		

LEC 7/13/08
LSH

Column: 30m x .32mm x .25um
Rtx-CLPesticides II
Carrier Gas: helium @ 40cm/sec.
Temp. Program: 200°C to 300°C
@ 15°C/min. (hold 12 min.)
Inj. Temp: 250°C
Det. Temp: 300°C
Det. Type: ECD

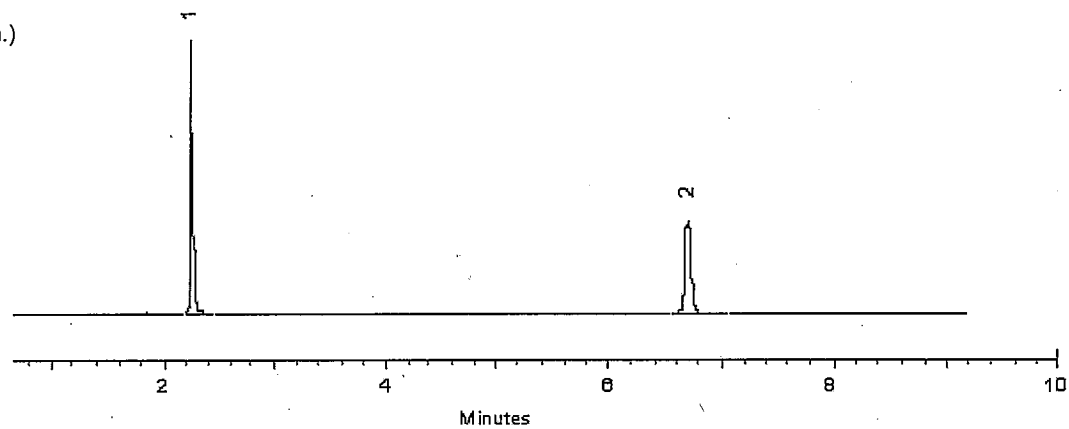

Sara Eyster
Sara Eyster QA Analyst

Balance 1128342313

1 Expiration date of the unopened ampul stored at recommended temperature.
2 Purity was determined by one or more of the following techniques: GC/FID, HPLC, GC/ECD, GC/MS. Value rounded to the nearest LOWER whole percentage. In addtion to detectors listed above, chemical identity and purity are confirmed using 1 or more of the following: MS, DSC, solid probe MS, GC/FPD, GC/NPD, GC/TC, FTIR, melting point, refractive index, and Karl Fisher. See data pack or contact Restek for further details.
3 Based upon gravimetric preperation with balance calibration verified using NIST traceable weights (seven mass levels).
4 Percent Uncertainty based upon balance AND ASTM Class A volumetric glassware accuracy.

ISO 9001 REGISTERED
Manufactured under Restek's ISO 9001 Registered Quality System
Certificate #FM80397

Tech Tip:

Decachlorobiphenyl has poor solubility in most organic solvents. The maximum concentration that can be prepared in acetone, hexane, or isooctane is 200µg/mL. Temperature will affect the solubility as well. Storing solutions at reduced temperatures will cause decachlorobiphenyl to precipitate.
Products containing decachlorobiphenyl must be sonicated for a minimum of 10 minutes prior to opening the ampul. Because each ultrasonic bath operates at a different energy level, 10 minutes is a guideline only. Longer sonication time will not affect product quality.
These precautions apply to working solutions prepared in your laboratory as well. The amount of compound that precipitates depends on concentration AND temperature. If you store your your standards at a temperature lower than 4°C (even dilute solutions), allow extra sonication time.

Rcvd 12-8-11 Rec'd 3 vials

RESTEK

Certificate of Analysis

110 Benner Circle
Bellefonte, PA 16823-8812
Tel: (800)356-1688
Fax: (814)353-1309

FOR LABORATORY USE ONLY-READ MSDS PRIOR TO USE.

Catalog No.: 32291 **Lot No.:** A076528

Description : Organochlorine Pesticide Mix AB #1

Expiration Date[1]: August 2014 **Storage:** Refrigerate

Elution Order	Compound	CAS #	Percent Purity [2]	Concentration [3] (weight/volume)	% Uncertainty [4] (95% C.L.; K=2)
1	alpha-BHC	319-84-6	99%	200.000 ug/ml	+/-0.59 %
2	gamma-BHC (Lindane)	58-89-9	99%	200.200 ug/ml	+/-0.59 %
3	beta-BHC	319-85-7	99%	200.000 ug/ml	+/-0.59 %
4	delta-BHC	319-86-8	99%	200.000 ug/ml	+/-0.59 %
5	Heptachlor	76-44-8	99%	200.000 ug/ml	+/-0.59 %
6	Aldrin	309-00-2	99%	200.000 ug/ml	+/-0.59 %
7	Heptachlor epoxide (isomer B)	1024-57-3	99%	200.000 ug/ml	+/-0.59 %
8	trans-Chlordane	5103-74-2	99%	200.000 ug/ml	+/-0.59 %
9	cis-Chlordane	5103-71-9	97%	200.014 ug/ml	+/-0.59 %
10	4,4'-DDE	72-55-9	99%	200.200 ug/ml	+/-0.59 %
11	Endosulfan I	959-98-8	99%	200.000 ug/ml	+/-0.59 %
12	Dieldrin	60-57-1	99%	200.200 ug/ml	+/-0.59 %
13	Endrin	72-20-8	97%	200.208 ug/ml	+/-0.59 %
14	4,4'-DDD	72-54-8	97%	200.014 ug/ml	+/-0.59 %
15	Endosulfan II	33213-65-9	99%	200.000 ug/ml	+/-0.59 %
16	4,4'-DDT	50-29-3	99%	200.000 ug/ml	+/-0.59 %
17	Endrin aldehyde	7421-93-4	98%	200.116 ug/ml	+/-0.59 %
18	Methoxychlor	72-43-5	99%	200.000 ug/ml	+/-0.59 %
19	Endosulfan sulfate	1031-07-8	99%	200.000 ug/ml	+/-0.59 %
20	Endrin ketone	53494-70-5	95%	200.260 ug/ml	+/-0.59 %
Solvent:	Hexane/Toluene (50:50)	110-54-3/108-88-3	99%		

Column:
30m x .25mm x .2um
Rtx-CLP II (cat.# 11323)

Carrier Gas:
helium-constant pressure 20 psi.

Temp. Program:
150°C to 300°C
@ 4°C/min. (hold 5 min.)

Inj. Temp:
200°C

Det. Temp:
300°C

Det. Type:
ECD

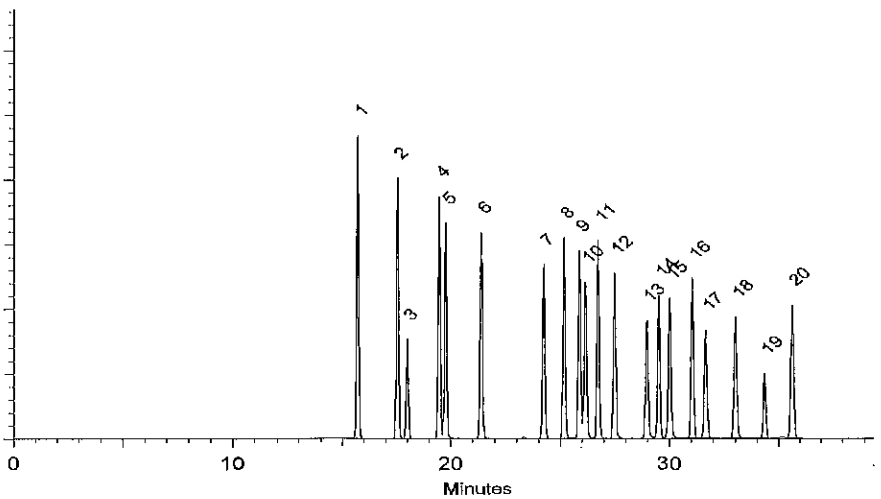

Certificate of Analysis

ULTRA SCIENTIFIC
Analytical Solutions

Organochlorine Pesticides Mixture

Product Number: PPM-808C **Page:** 1 of 2

Lot Number: CJ-3745 **Lot Issue Date:** 18-Oct-2012 **Expiration Date:** 30-Nov-2014

This certified Reference Material (RM) was manufactured and verified in accordance with ULTRA's ISO 9001 registered quality system, and the analyte concentrations were verified by our ISO 17025 accredited laboratory. The true value and uncertainty value at the 95% confidence level for each analyte, determined gravimetrically, is listed below.

Analyte	CAS#	Analyte Lot	True Value
aldrin	000309-00-2	RM00635	1005 ± 5 µg/mL
alpha-BHC	000319-84-6	RM02725	1005 ± 5 µg/mL
beta-BHC	000319-85-7	RM02724	1004 ± 5 µg/mL
delta-BHC	000319-86-8	RM02723	1002 ± 5 µg/mL
gamma-BHC	000058-89-9	RM02694	1003 ± 5 µg/mL
alpha-chlordane	005103-71-9	RM02742	1002 ± 5 µg/mL
gamma-chlordane	005103-74-2	RM02726	1005 ± 5 µg/mL
4,4'-DDD	000072-54-8	RM00615	1003 ± 5 µg/mL
4,4'-DDE	000072-55-9	RM02892	1004 ± 5 µg/mL
4,4'-DDT	000050-29-3	RM02881	1004 ± 5 µg/mL
dieldrin	000060-57-1	RM03957	1004 ± 5 µg/mL
endosulfan I	000959-98-8	RM00834	1004 ± 5 µg/mL
endosulfan II	033213-65-9	RM02905	1004 ± 5 µg/mL
endosulfan sulfate	001031-07-8	NT00714	1004 ± 5 µg/mL
endrin	000072-20-8	RM00557	1003 ± 5 µg/mL
endrin aldehyde	007421-93-4	RM04131	1004 ± 5 µg/mL
endrin ketone	053494-70-5	RM00212	1005 ± 5 µg/mL
heptachlor	000076-44-8	RM03111	1004 ± 5 µg/mL
heptachlor epoxide - isomer B	001024-57-3	RM05373	1002 ± 5 µg/mL

ULTRA uses balances calibrated with weights traceable to NIST in compliance with ANSI/NCSL Z-540-1 and ISO 9001, and calibrated Class A glassware in the manufacturing of these standards.

Rec'd 12/19/12

A2LA ACCREDITED
ISO 17025:2005 Accredited A2LA Cert. No. 0851-01
ISO 9001:2008 Registered TUV USA, Inc. Cert. No. 09-1009

250 Smith Street, North Kingstown, RI 02852 USA
401-294-9400 Fax: 295-2330
wwww.ultrasci.com

William J. Leary
Quality Assurance Manager

Certificate of Analysis

ULTRA SCIENTIFIC
Analytical Solutions

Organochlorine Pesticides Mixture

Product Number: PPM-808C

Lot Number: CJ-3745 **Lot Issue Date:** 18-Oct-2012 **Expiration Date:** 30-Nov-2014

This certified Reference Material (RM) was manufactured and verified in accordance with ULTRA's ISO 9001 registered quality system, and the analyte concentrations were verified by our ISO 17025 accredited laboratory. The true value and uncertainty value at the 95% confidence level for each analyte, determined gravimetrically, is listed below.

methoxychlor	000072-43-5	RM04555	1005 ± 5 µg/mL

Matrix: hexane/toluene (1:1)

Storage: Store at Room Temperature (18-25°C). Do Not Refrigerate.

ULTRA uses balances calibrated with weights traceable to NIST in compliance with ANSI/NCSL Z-540-1 and ISO 9001, and calibrated Class A glassware in the manufacturing of these standards.

ACCREDITED
ISO 17025:2005 Accredited A2LA Cert. No. 0851-01
ISO 9001:2008 Registered TUV USA, Inc. Cert. No. 09-1009

250 Smith Street, North Kingstown, RI 02852 USA
401-294-9400 Fax: 295-2330
wwww.ultrasci.com

William J. Leary
Quality Assurance Manager

110 Benner Circle
Bellefonte, PA 16823-8812
Tel: (800)356-1688
Fax: (814)353-1309

www.Restek.com

ACCREDITED Reference Material Producer Certificate #3222.01

ACCREDITED Testing Laboratory Certificate #3222.02

Certificate of Analysis

FOR LABORATORY USE ONLY-READ MSDS PRIOR TO USE.

This Reference Material is intended for Laboratory Use Only as a standard for the qualitative and/or quantitative determination of the analyte(s) listed.

Catalog No. : 32074 **Lot No.:** A085642

Rec'd 7-24-12 2 vials

Description : Pesticide Performance Eval Mix w/Surrogate

Performance Evaluation Std. 3/90 SOW w/surrogates 1-25ug/mL, Hexane, 1mL/ampul

Container Size : **Pkg Amt:**

Expiration Date : December 2015 **Storage:** 10°C or colder

Handling: Sonicate prior to use.

CERTIFIED VALUES

Elution Order	Compound	Grav. Conc. (weight/volume)	Expanded Uncertainty (95% C.L.; K=2)		
1	2,4,5,6-Tetrachloro-m-xylene	2.0 ug/mL	+/- 0.0332	ug/mL	Gravimetric
	CAS # 877-09-8		+/- 0.0770	ug/mL	Unstressed
	Purity 98%		+/- 0.1256	ug/mL	Stressed
2	alpha-BHC	1.0 ug/mL	+/- 0.0166	ug/mL	Gravimetric
	CAS # 319-84-6		+/- 0.0385	ug/mL	Unstressed
	Purity 99%		+/- 0.0628	ug/mL	Stressed
3	gamma-BHC (Lindane)	1.0 ug/mL	+/- 0.0166	ug/mL	Gravimetric
	CAS # 58-89-9		+/- 0.0385	ug/mL	Unstressed
	Purity 99%		+/- 0.0628	ug/mL	Stressed
4	beta-BHC	1.0 ug/mL	+/- 0.0166	ug/mL	Gravimetric
	CAS # 319-85-7		+/- 0.0385	ug/mL	Unstressed
	Purity 98%		+/- 0.0628	ug/mL	Stressed
5	Endrin	5.0 ug/mL	+/- 0.0808	ug/mL	Gravimetric
	CAS # 72-20-8		+/- 0.1917	ug/mL	Unstressed
	Purity 99%		+/- 0.3135	ug/mL	Stressed
6	4,4'-DDT	10.0 ug/mL	+/- 0.1615	ug/mL	Gravimetric
	CAS # 50-29-3		+/- 0.3834	ug/mL	Unstressed
	Purity 99%		+/- 0.6269	ug/mL	Stressed
7	Methoxychlor	25.0 ug/mL	+/- 0.4032	ug/mL	Gravimetric
	CAS # 72-43-5		+/- 0.9583	ug/mL	Unstressed
	Purity 99%		+/- 1.5672	ug/mL	Stressed
8	Decachlorobiphenyl	2.0 ug/mL	+/- 0.0332	ug/mL	Gravimetric
	CAS # 2051-24-3		+/- 0.0771	ug/mL	Unstressed
	Purity 99%		+/- 0.1256	ug/mL	Stressed

Solvent: Hexane
CAS # 110-54-3
Purity 99%

110 Benner Circle
Bellefonte, PA 16823-8812
Tel: (800)356-1688
Fax: (814)353-1309

www.Restek.com

Certificate of Analysis

FOR LABORATORY USE ONLY-READ MSDS PRIOR TO USE.

Rec'd 12-8-11 3 vials

Catalog No. : 32000 **Lot No.:** A084532

Description : Pesticide Surrogate Mix

Pesticide Mix, EPA 8080, 8081, Surrogate Std 200µg/ml, Acetone, 1ml/ampule

Container Size : [5] 2 mL **Pkg Amt:** [5] > 1 mL

Expiration Date : [1] April 2019 **Storage:** 10°C or colder

Handling: This product contains PCBs.

Elution Order	Compound	CAS #	Percent Purity [2]	Grav. Conc. (weight/volume) [3]	Grav.Uncert. (95% C.L.; K=2) [4]
1	2,4,5,6-Tetrachloro-m-xylene	877-09-8	98%	200.0 ug/mL	+/- 1.1656 ug/mL
2	Decachlorobiphenyl	2051-24-3	99%	200.0 ug/mL	+/- 1.1655 ug/mL
Solvent:	Acetone	67-64-1	99%		

Column:
30m x .25mm x .2um
Rtx-CLP II (cat.# 11323)

Carrier Gas:
helium-constant pressure 20 psi.

Temp. Program:
200°C to 300°C
@ 25°C/min. (hold 10 min.)

Inj. Temp:
250°C

Det. Temp:
300°C

Det. Type:
ECD

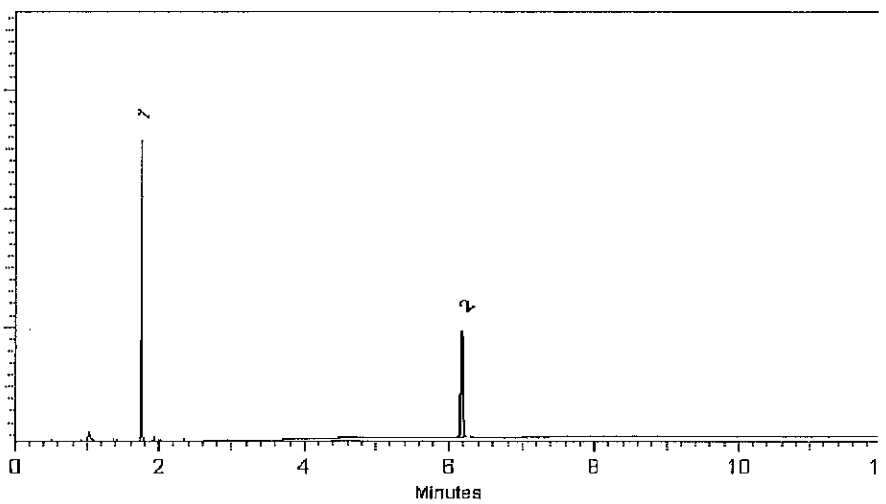

Certificate of Analysis

DESCRIPTION: Toxaphene

CATALOG NO.: 48103 MFG DATE: Dec-2012

LOT NO.: LB96954 EXPIRATION DATE: Dec-2015

SOLVENT: ISOOCTANE

Rec'd 1-14-13 1vial

ANALYTE	CAS NUMBER	PERCENT PURITY(1)	WEIGHT(2) CONCENTRATION	ANALYTICAL(3) CONCENTRATION	STD DEV	SUPELCO LOT NO
TOXAPHENE	8001-35-2	N/A (a)	1000	1010	+/- 18.6	LA47407

(1) Determined by capillary GC-FID, unless otherwise noted.
a) Complex mix - Can't Determine

(2) NIST traceable weights are used to verify balance calibration with the preparation of each lot. Concentration of analyte in solution is ug/ml +/- 0.5%, uncertainty based upon balance and Class A volumetric glassware. Weights are corrected for analytes less than 98% pure.

(3) Determined by chromatographic analysis against an independently prepared reference lot. Mean of replicate injections.

Duane Funk

Duane Funk
Quality Manager

SUPELCO Analytical
595 North Harrison Road
Bellefonte, PA 16823-0048 USA
Phone (814) 359-3441

110 Benner Circle
Bellefonte, PA 16823-8812
Tel: (800)356-1688
Fax: (814)353-1309

www.Restek.com

Certificate of Analysis

FOR LABORATORY USE ONLY-READ MSDS PRIOR TO USE.

Catalog No. : 566300 **Lot No.:** A081795

Description : Custom Revised 8270 Mix #1

Container Size : [5] 5 mL **Pkg Amt:** [5] > 2 mL

Expiration Date : [1] May 2016 **Storage:** 10°C or colder

Elution Order	Compound	CAS #	Percent Purity [2]	Grav. Conc. (weight/volume) [3]	Grav.Uncert. (95% C.L.; K=2) [4]
1	1,4-Dioxane	123-91-1	99%	400.000 ug/mL	+/- 2.7 ug/mL
2	2-Fluorophenol	367-12-4	99%	400.000 ug/mL	+/- 2.7 ug/mL
3	2-Chlorophenol-d4	93951-73-6	99%	400.000 ug/mL	+/- 2.7 ug/mL
4	Phenol-d6	13127-88-3	99%	400.000 ug/mL	+/- 2.7 ug/mL
5	2-Chlorophenol	95-57-8	99%	400.000 ug/mL	+/- 3.0 ug/mL
6	Phenol	108-95-2	99%	400.000 ug/mL	+/- 3.0 ug/mL
7	1,4-Dichlorobenzene	106-46-7	99%	400.000 ug/mL	+/- 2.7 ug/mL
8	Benzyl alcohol	100-51-6	99%	400.000 ug/mL	+/- 2.7 ug/mL
9	2-Methylphenol (o-cresol)	95-48-7	99%	400.000 ug/mL	+/- 3.0 ug/mL
10	4-Methylphenol (p-cresol)	106-44-5	99%	400.000 ug/mL	+/- 3.0 ug/mL
11	2-Nitrophenol	88-75-5	99%	400.000 ug/mL	+/- 3.0 ug/mL
12	2,4-Dimethylphenol	105-67-9	99%	400.000 ug/mL	+/- 3.0 ug/mL
13	2,4-Dichlorophenol	120-83-2	99%	400.000 ug/mL	+/- 3.0 ug/mL
14	Benzoic acid	65-85-0	99%	400.000 ug/mL	+/- 3.0 ug/mL
15	4-Chloro-3-methylphenol	59-50-7	99%	400.000 ug/mL	+/- 3.0 ug/mL
16	2,4,6-Trichlorophenol	88-06-2	99%	400.000 ug/mL	+/- 3.0 ug/mL
17	2,4,5-Trichlorophenol	95-95-4	99%	400.000 ug/mL	+/- 3.0 ug/mL
18	2,4-Dinitrophenol	51-28-5	97%	399.989 ug/mL	+/- 3.0 ug/mL
19	2,3,5,6-Tetrachlorophenol	935-95-5	99%	400.000 ug/mL	+/- 2.7 ug/mL
20	4-Nitrophenol	100-02-7	99%	400.000 ug/mL	+/- 3.0 ug/mL
21	4,6-Dinitro-2-methylphenol (Dinitro-o-cresol)	534-52-1	99%	400.000 ug/mL	+/- 3.0 ug/mL
22	2,4,6-Tribromophenol	118-79-6	99%	400.000 ug/mL	+/- 2.7 ug/mL
23	Pentachlorophenol	87-86-5	97%	399.989 ug/mL	+/- 3.0 ug/mL

RESTEK

Certificate of Analysis

110 Benner Circle
Bellefonte, PA 16823-8812
Tel: (800)356-1688
Fax: (814)353-1309

FOR LABORATORY USE ONLY-READ MSDS PRIOR TO USE.

Catalog No. : 57833 **Lot No.:** A081245

Description : Custom Revised 8270 Mix # 2

Container Size : [5] 2 mL **Pkg Amt:** [5] > 2 mL

Expiration Date : [1] April 2013 **Storage:** 0°C or colder

Elution Order	Compound	CAS #	Percent Purity [2]	Grav. Conc. [3] (weight/volume)	% Grav.Uncert. [4] (95% C.L.; K=2)
1	N-Nitrosodimethylamine	62-75-9	99%	400.000 ug/mL	+/-0.67 %
2	Pyridine	110-86-1	99%	400.000 ug/mL	+/-0.67 %
3	Aniline	62-53-3	100%	400.000 ug/mL	+/-0.67 %
4	N-Nitroso-di-n-propylamine	621-64-7	99%	400.000 ug/mL	+/-0.67 %
5	4-Chloroaniline	106-47-8	99%	400.000 ug/mL	+/-0.67 %
6	2,4-Diaminotoluene	95-80-7	99%	400.000 ug/mL	+/-0.67 %
7	3-Nitroaniline	99-09-2	99%	400.000 ug/mL	+/-0.67 %
8	2-Nitroaniline	88-74-4	99%	400.000 ug/mL	+/-0.67 %
9	4-Nitroaniline	100-01-6	99%	400.000 ug/mL	+/-0.67 %
10	N-Nitrosodiphenylamine	86-30-6	97%	399.640 ug/mL	+/-0.67 %
11	Atrazine	1912-24-9	99%	400.000 ug/mL	+/-0.67 %
12	Benzidine	92-87-5	99%	400.000 ug/mL	+/-0.67 %
13	3,3'-Dichlorobenzidine	91-94-1	99%	400.000 ug/mL	+/-0.67 %
14	4,4-Methylene-bis(2-chloroaniline)	101-14-4	98%	399.840 ug/mL	+/-0.67 %
15	3,3'-Dimethoxybenzidine	119-90-4	99%	400.000 ug/mL	+/-0.67 %
Solvent:	Methylene Chloride (MEOH FREE)	75-09-2	99%		

Column:
30m x .25mm x .25um
Rtx-5 (cat.#10223)

Carrier Gas:
hydrogen-constant pressure 10 psi

Temp. Program:
35°C (hold 3 min.) to 330°C
@ 3°C/min. (hold 3 min.)

Inj. Temp:
250°C

Det. Temp:
300°C

Det. Type:
FID

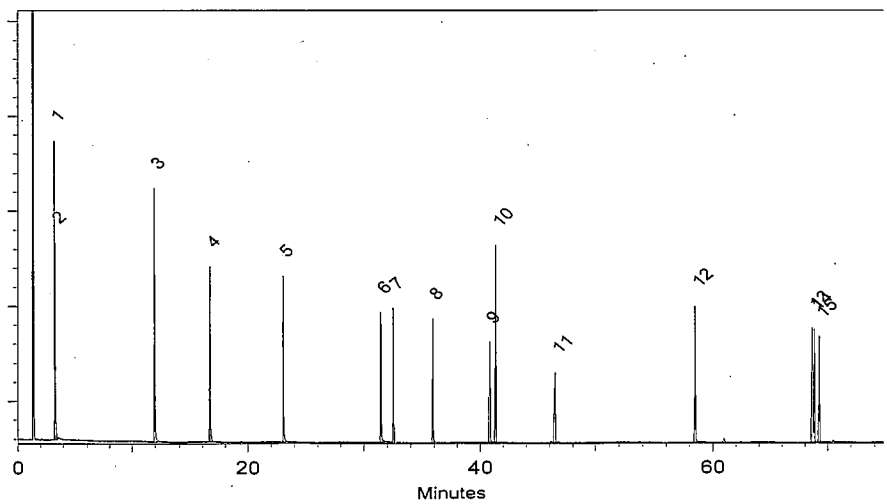

110 Benner Circle
Bellefonte, PA 16823-8812
Tel: (800)356-1688
Fax: (814)353-1309

www.Restek.com

Certificate of Analysis

FOR LABORATORY USE ONLY-READ MSDS PRIOR TO USE.

Catalog No. : 57834 **Lot No.:** A083779

Description : Custom Revised 8270 Mix # 3

Container Size : [5] 2 mL **Pkg Amt:** [5] > 2 mL

Expiration Date : [1] December 2014 **Storage:** 10°C or colder

Handling: Sonication required. Mix is photosensitive.

Elution Order	Compound	CAS #	Percent Purity [2]	Grav. Conc. (weight/volume) [3]	Grav.Uncert. (95% C.L.; K=2) [4]
1	Ethyl methacrylate	97-63-2	99%	400.0 ug/mL	+/- 2.8363 ug/mL
2	Acetophenone	98-86-2	99%	400.0 ug/mL	+/- 2.8363 ug/mL
3	Isophorone	78-59-1	99%	400.0 ug/mL	+/- 2.8363 ug/mL
4	Naphthalene	91-20-3	99%	400.0 ug/mL	+/- 2.8363 ug/mL
5	epsilon-Caprolactam	105-60-2	99%	400.0 ug/mL	+/- 2.8363 ug/mL
6	1-Methylnaphthalene	90-12-0	99%	400.0 ug/mL	+/- 2.8363 ug/mL
7	2-Methylnaphthalene	91-57-6	97%	399.6 ug/mL	+/- 2.8338 ug/mL
8	Biphenyl	92-52-4	99%	400.0 ug/mL	+/- 2.8363 ug/mL
9	Acenaphthylene	208-96-8	99%	400.0 ug/mL	+/- 2.8363 ug/mL
10	Dimethylphthalate	131-11-3	99%	400.0 ug/mL	+/- 2.8363 ug/mL
11	Acenaphthene	83-32-9	99%	400.0 ug/mL	+/- 2.8363 ug/mL
12	Dibenzofuran	132-64-9	99%	400.0 ug/mL	+/- 2.8363 ug/mL
13	Fluorene	86-73-7	99%	400.0 ug/mL	+/- 2.8363 ug/mL
14	Diethylphthalate	84-66-2	99%	400.0 ug/mL	+/- 2.8363 ug/mL
15	Azobenzene	103-33-3	99%	400.0 ug/mL	+/- 2.8363 ug/mL
16	Sulfotepp	3689-24-5	99%	400.0 ug/mL	+/- 2.8363 ug/mL
17	Phenanthrene	85-01-8	99%	400.0 ug/mL	+/- 2.8363 ug/mL
18	Anthracene	120-12-7	99%	400.0 ug/mL	+/- 2.8363 ug/mL
19	Carbazole	86-74-8	98%	399.8 ug/mL	+/- 2.8352 ug/mL
20	Di-n-butylphthalate	84-74-2	99%	400.0 ug/mL	+/- 2.8363 ug/mL
21	Fluoranthene	206-44-0	98%	399.8 ug/mL	+/- 2.8352 ug/mL
22	Pyrene	129-00-0	98%	399.8 ug/mL	+/- 2.8352 ug/mL
23	Benzyl butyl phthalate	85-68-7	99%	400.0 ug/mL	+/- 2.8363 ug/mL
24	Benz(a)anthracene	56-55-3	99%	400.0 ug/mL	+/- 2.8363 ug/mL
25	Chrysene	218-01-9	99%	400.0 ug/mL	+/- 2.8363 ug/mL
26	Bis(2-ethylhexyl)phthalate	117-81-7	99%	400.0 ug/mL	+/- 2.8363 ug/mL
27	Di-n-octyl phthalate	117-84-0	98%	399.8 ug/mL	+/- 2.8352 ug/mL
28	Benzo(b)fluoranthene	205-99-2	99%	400.0 ug/mL	+/- 2.8363 ug/mL
29	Benzo(k)fluoranthene	207-08-9	99%	400.0 ug/mL	+/- 2.8363 ug/mL
30	Benzo(a)pyrene	50-32-8	99%	400.0 ug/mL	+/- 2.8363 ug/mL
31	Indeno(1,2,3-cd)pyrene	193-39-5	99%	400.0 ug/mL	+/- 2.8363 ug/mL
32	Dibenz(a,h)anthracene	53-70-3	99%	400.0 ug/mL	+/- 2.8363 ug/mL
33	Benzo(g,h,i)perylene	191-24-2	99%	400.0 ug/mL	+/- 2.8363 ug/mL

Solvent: Methylene Chloride (MEOH FREE) 75-09-2 99%

Column:
30m x .25mm x .25um
Rtx-5 (cat.#10223)

Carrier Gas:
hydrogen-constant pressure 10 psi

Temp. Program:
35°C (hold 3 min.) to 330°C
@ 3°C/min. (hold 3 min.)

Inj. Temp:
250°C

Det. Temp:
300°C

Det. Type:
FID

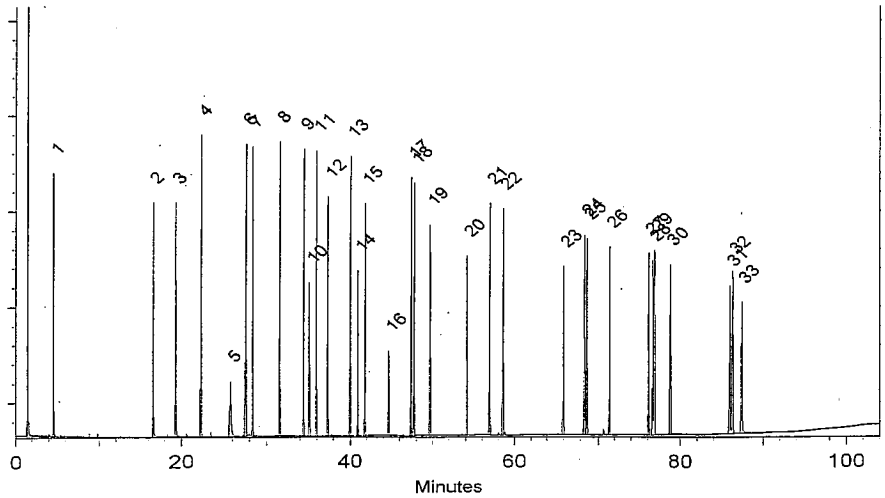

John Lidgett - QA Analyst

Date Passed: 12-Sep-2011 **Balance:** 1128342314

Manufactured under Restek's ISO 9001:2008 Registered Quality System Certificate #FM 80397

1 Expiration date of the unopened ampule stored at the recommended storage condition is the last day of the month listed.

2A Purity and chemical identity are determined by one or more of the following techniques: GC/FID, HPLC, GC/ECD, GC/MS. Purity value is rounded to the nearest whole number. See data pack or contact Restek for further details.

2B Compounds with a listed purity of less than 99% have been weight corrected to compensate for impurities.

2C The following types of compounds will have a listed purity of less than 99%: Aldehyde/Ketone-DNPH compounds, Bromides, Chlorides, HCL salts, HBR salts, sulfates, hydrates, and other compounds as necessary. The listed purity is a correction factor that is equivalent to the percentage of parent compound in the molecule. This correction factor is used to calculate the amount of compound necessary to achieve the desired concentration of the parent compound in solution. The concentration listed on the certificate is the concentration of the parent compound in the solution.

2D Purity of isomeric compounds is reported as the sum of the isomers. Value is rounded to the nearest whole number after summation.

3 Based upon gravimetric preparation with balance calibration verified using NIST traceable weights (seven mass levels) and/or class A glassware used for dilutions.

4 Uncertainties determined using data for balances and glassware from measurement systems analysis methodology, raw material purity, and, when significant, equipment tolerances or calibration results.

5A Containers are overfilled to ensure the packaged amount, as a minimum.

5B Restek supplies deactivated vials along with most standards packed in 2 mL ampules, for the handling and storage of standards. Due to space constraints, Restek does not supply vials for larger volume ampules. Samples should be transferred into deactivated vials for handling and storage. Restek sells DMDCS for the purpose of glassware deactivation as catalog number 31840, which includes complete instructions. Restek will also deactivate larger volume vials from our inventory, as a custom ordered item. Contact your Restek sales or customer service representative for details.

110 Benner Circle
Bellefonte, PA 16823-8812
Tel: (800)356-1688
Fax: (814)353-1309

www.Restek.com

Certificate of Analysis

FOR LABORATORY USE ONLY-READ MSDS PRIOR TO USE.

Catalog No. : 566299 **Lot No.:** A081933

Description : Custom Revised 8270 Mix #4

Container Size : [5] 5 mL **Pkg Amt:** [5] > 2 mL

Expiration Date : [1] May 2014 **Storage:** 10°C or colder

Handling: Sonicate prior to use.

Elution Order	Compound	CAS #	Percent Purity [2]	Grav. Conc. (weight/volume) [3]	Grav.Uncert. (95% C.L.; K=2) [4]
1	3-Chloropropionitrile	542-76-7	99%	400.0 ug/mL	+/- 2.7 ug/mL
2	Malononitrile	109-77-3	99%	400.0 ug/mL	+/- 2.7 ug/mL
3	Benzaldehyde	100-52-7	99%	400.0 ug/mL	+/- 2.7 ug/mL
4	Bis(2-chloroethyl)ether	111-44-4	99%	400.0 ug/mL	+/- 2.7 ug/mL
5	1,3-Dichlorobenzene	541-73-1	99%	400.0 ug/mL	+/- 2.7 ug/mL
6	1,2-Dichlorobenzene-d4	2199-69-1	99%	400.0 ug/mL	+/- 2.7 ug/mL
7	1,2-Dichlorobenzene	95-50-1	99%	400.0 ug/mL	+/- 2.7 ug/mL
8	Bis(2-chloroisopropyl)ether	108-60-1	99%	400.0 ug/mL	+/- 2.7 ug/mL
9	Hexachloroethane	67-72-1	99%	400.0 ug/mL	+/- 2.7 ug/mL
10	Nitrobenzene-d5	4165-60-0	99%	400.0 ug/mL	+/- 2.7 ug/mL
11	Nitrobenzene	98-95-3	99%	400.0 ug/mL	+/- 2.7 ug/mL
12	1,2,4-Trichlorobenzene	120-82-1	97%	399.6 ug/mL	+/- 2.7 ug/mL
13	Bis(2-chloroethoxy)methane	111-91-1	99%	400.0 ug/mL	+/- 2.7 ug/mL
14	1,3,5-Trichlorobenzene	108-70-3	99%	400.0 ug/mL	+/- 2.7 ug/mL
15	1,2,3-Trichlorobenzene	87-61-6	99%	400.0 ug/mL	+/- 2.7 ug/mL
16	Hexachlorobutadiene	87-68-3	98%	399.8 ug/mL	+/- 2.7 ug/mL
17	1,2,3,4-Tetrachlorobenzene	634-66-2	95%	400.0 ug/mL	+/- 2.7 ug/mL
18	Hexachlorocyclopentadiene	77-47-4	99%	400.0 ug/mL	+/- 2.7 ug/mL
19	2-Fluorobiphenyl	321-60-8	99%	400.0 ug/mL	+/- 2.7 ug/mL
20	2-Chloronaphthalene	91-58-7	99%	400.0 ug/mL	+/- 2.7 ug/mL
21	1,2,3,5-Tetrachlorobenzene	634-90-2	99%	400.0 ug/mL	+/- 2.7 ug/mL
22	2,6-Dinitrotoluene	606-20-2	99%	400.0 ug/mL	+/- 2.7 ug/mL
23	1,2-Dinitrobenzene	528-29-0	99%	400.0 ug/mL	+/- 2.7 ug/mL
24	2,4-Dinitrotoluene	121-14-2	99%	400.0 ug/mL	+/- 2.7 ug/mL
25	4-Chlorophenyl phenyl ether	7005-72-3	99%	400.0 ug/mL	+/- 2.7 ug/mL
26	4-Bromophenyl phenyl ether	101-55-3	98%	399.8 ug/mL	+/- 2.7 ug/mL
27	Hexachlorobenzene	118-74-1	99%	400.0 ug/mL	+/- 2.7 ug/mL
28	p-Terphenyl-d14	1718-51-0	97%	399.6 ug/mL	+/- 2.7 ug/mL

125 Market Street
New Haven, CT 06513
USA

AccuStandard® Inc.

Tel (203)786-5290
Fax (203)786-5287
www.AccuStandard.com

CERTIFICATE OF ANALYSIS

Catalog No: APP-9-091-50X
Description: 2,4-Dinitrophenol
Lot: B7040078
Solvent: Methanol

Date Certified: Apr 10, 2007
Expiration: Apr 10, 2017
Sample Size: 1 mL
Storage Condition: Ambient
Hazards: HIGHLY FLAMMABLE

[X] Included on ISO/IEC 17025 Scope of Accreditation
[X] Included on ISO Guide 34 Scope of Accreditation

Component	CAS #	Purity % (GC/MS)	Prepared Concentration[1] (µg/mL)	Certified Analyte Concentration[2] (µg/mL)
2,4-Dinitrophenol	51-28-5	100	5003	5003

AccuStandard follows U.S. conventions in reporting numerical values on both certificates and labels:

A comma (,) is used to separate units of one-thousand or greater.
A period (.) is used as a decimal place marker.

1. All weights are traceable through NIST, Test No.822/272103-05
2. Certified Analyte Concentration = Purity x Prepared Concentration. The Uncertainty associated with the gravimetric values reported on this certificate is ±0.24%. The CRM Uncertainty calculated for this product is ±5%. These values are the expanded uncertainty and represent an estimated standard deviation equal to the positive square root of the total variation of the uncertainty of components. A normal distribution is assumed and a coverage factor of K=2 is chosen using approximately a 95% confidence level.
3. A product with a suffix (-1A, -2B, etc. or -01, -02, etc.) on its lot# has had its expiration date extended and is identical to the same lot# without the suffix.

For use in routine laboratory analysis.

See reverse side for additional information
Refer to the MSDS for additional safety information

Certified by: R. Cooper
Russ Cooper, QC Manager

AccuStandard is accredited to ISO Guide 34, ISO/IEC 17025 and certified to ISO 9001

OR-ORG/INO-001
Rev. 7/11

CERTIFICATION REPORT

1. **Quality Documentation:** This certificate is designed in accordance with ISO Guide 31 (Reference Materials - Contents of Certificates and Labels) and ISO Guide 35 (Reference Materials – General and Statistical Principles for Certification).

2. **Quality Standards:**

   ISO Guide 34 - General Requirements for the Competence of Reference Material Producers ACLASS Certificate Number AR-1463

   AR-1463

   ISO/IEC 17025:2005 - General Requirements for the Competence of Testing and Calibration Laboratories ACLASS Certificate Number AT-1339

   AT-1339

   ISO 9001:2008 Quality Management System - Requirements Eagle Registrations Certificate Number 3774

3. **Intended Use:** The product covered by this certificate is designed for calibration or for use in quality control procedures for the specified chemical compounds listed on the reverse side. This product can be used for quantification and/or identification. This product can also be used as a reference material to validate analytical procedures, subject to the conditions under Section 11. If dilution is required, use only Class A glassware and diluent compatible with all certified analytes in this preparation. All solutions should be thoroughly mixed prior to use.

4. **Raw Materials:** Reference standards are prepared from the highest quality starting materials with defined purities. All analytes and solvents are obtained from pre-qualified vendors and then analyzed or evaluated prior to use.

5. **Manufacturing:** All balances are calibrated daily using an in-house procedure with weights that are compared annually to master weights and traceable to NIST. The balances are also calibrated annually by an ISO/IEC 17025 accredited calibration laboratory. Please refer to the NIST test number listed on the front of this certificate. Class A glassware is used in the manufacture and quality control of all standards and calibrated using an in-house procedure. Good Laboratory Practices have been used throughout the preparation of this CRM.

6. **Homogeneity Assessment:** Homogeneity of the finished product is assessed by analyzing sample batches or by other methods consistent with the intended use of the product and by procedures that comply with the appropriate Quality System requirements, and ISO Guide 35.

7. **Stability Assessment:** The manufacturer guarantees the stability of this solution through the expiration date stated on the label, when handled and stored according to the conditions stated on the label. To ensure a uniform solution, mix the contents of the sealed container thoroughly prior to use. Care should be taken not to contaminate the contents of the original container.

8. **Analytical Quality Control:** Products are tested by validated analytical methods specified in the manufacturer's quality system.

9. **Uncertainty Statistics and Confidence Limits:** The uncertainty values as stated on the face of this certificate have been determined using the EURACHEM/CITAC Guide (Quantifying Uncertainty in Analytical Measurement). We have evaluated both Type A (based on a series of observations) and Type B (manufacturers specifications and calibration data) factors and report a combined expanded uncertainty equal to the positive square root of the total variance of the uncertainty of the components using the following formula: $u_m = \sqrt{(u(P))^2 + (u(m))^2 + (u(V))^2}$. The expanded uncertainty, U, assumes a normal distribution and a coverage factor of k=2 is chosen using approximately a 95% confidence level. Laboratories accredited to ISO/IEC 17025 and ISO Guide 34 are required to estimate uncertainty budgets associated with the measurements they make. However, for analysis, the certified value should be used as the actual value.

10. **Warranties:** The manufacturer warrants that its products shall conform to the description of such products as provided in its catalog or on the specific product label. This warranty is exclusive, and the manufacturer makes no other warranty, express or implied, including any implied warranty of merchantability or fitness for any particular purpose.

11. **Legal Notice and Limit of Liability:** This product is for routine laboratory analysis and research purposes only. Due to the hazardous nature, only trained personnel should handle this product. The company's liability will be limited to replacement of product or refund of purchase price. Notice of claims must be made within thirty (30) days from date of delivery.

125 Market Street
New Haven, CT 06513
USA

AccuStandard® Inc.

Tel (203)786-5290
Fax (203)786-5287
www.AccuStandard.com

CERTIFICATE OF ANALYSIS

Catalog No: Z-014D-1
Description: Benzoic acid
Lot: 211061093
Solvent: Dichloromethane

Date Certified: Jun 7, 2011
Expiration: Jun 7, 2021
Sample Size: 1 mL
Storage Condition: Ambient
Hazards: HARMFUL

[X] Included on ISO/IEC 17025 Scope of Accreditation
[X] Included on ISO Guide 34 Scope of Accreditation

Component	CAS #	Purity % MFG	Prepared Concentration[1] (µg/mL)	Certified Analyte Concentration[2] (µg/mL)
Benzoic acid	65-85-0	99.5	2004	1994

AccuStandard follows U.S. conventions in reporting numerical values on both certificates and labels:

A comma (,) is used to separate units of one-thousand or greater,
A period (.) is used as a decimal place marker.

1. All weights are traceable through NIST, Test No.822/272103-05
2. Certified Analyte Concentration = Purity x Prepared Concentration. The Uncertainty associated with the gravimetric values reported on this certificate is ±0.24%. The CRM Uncertainty calculated for this product is ±5%. These values are the expanded uncertainty and represent an estimated standard deviation equal to the positive square root of the total variation of the uncertainty of components. A normal distribution is assumed and a coverage factor of K=2 is chosen using approximately a 95% confidence level.
3. A product with a suffix (-1A, -2B, etc. or -01, -02, etc.) on its lot# has had its expiration date extended and is identical to the same lot# without the suffix.

For use in routine laboratory analysis.

See reverse side for additional information
Refer to the MSDS for additional safety information

Certified by: R. Cooper
Russ Cooper, QC Manager

AccuStandard is accredited to ISO Guide 34, ISO/IEC 17025 and certified to ISO 9001

OR-ORG/INO-001
Rev. 7/11

CERTIFICATION REPORT

1. **Quality Documentation:** This certificate is designed in accordance with ISO Guide 31 (Reference Materials - Contents of Certificates and Labels) and ISO Guide 35 (Reference Materials – General and Statistical Principles for Certification).

2. **Quality Standards:**

   ISO Guide 34 – General Requirements for the Competence of Reference Material Producers ACLASS Certificate Number AR-1463

   AR-1463

   ISO/IEC 17025:2005 - General Requirements for the Competence of Testing and Calibration Laboratories ACLASS Certificate Number AT-1339

   AT-1339

   ISO 9001:2008 Quality Management System - Requirements Eagle Registrations Certificate Number 3774

3. **Intended Use:** The product covered by this certificate is designed for calibration or for use in quality control procedures for the specified chemical compounds listed on the reverse side. This product can be used for quantification and/or identification. This product can also be used as a reference material to validate analytical procedures, subject to the conditions under Section 11. If dilution is required, use only Class A glassware and diluent compatible with all certified analytes in this preparation. All solutions should be thoroughly mixed prior to use.

4. **Raw Materials:** Reference standards are prepared from the highest quality starting materials with defined purities. All analytes and solvents are obtained from pre-qualified vendors and then analyzed or evaluated prior to use.

5. **Manufacturing:** All balances are calibrated daily using an in-house procedure with weights that are compared annually to master weights and traceable to NIST. The balances are also calibrated annually by an ISO/IEC 17025 accredited calibration laboratory. Please refer to the NIST test number listed on the front of this certificate. Class A glassware is used in the manufacture and quality control of all standards and calibrated.using an in-house procedure. Good Laboratory Practices have been used throughout the preparation of this CRM.

6. **Homogeneity Assessment:** Homogeneity of the finished product is assessed by analyzing sample batches or by other methods consistent with the intended use of the product and by procedures that comply with the appropriate Quality System requirements, and ISO Guide 35.

7. **Stability Assessment:** The manufacturer guarantees the stability of this solution through the expiration date stated on the label, when handled and stored according to the conditions stated on the label. To ensure a uniform solution, mix the contents of the sealed container thoroughly prior to use. Care should be taken not to contaminate the contents of the original container.

8. **Analytical Quality Control:** Products are tested by validated analytical methods specified in the manufacturer's quality system.

9. **Uncertainty Statistics and Confidence Limits:** The uncertainty values as stated on the face of this certificate have been determined using the EURACHEM/CITAC Guide (Quantifying Uncertainty in Analytical Measurement). We have evaluated both Type A (based on a series of observations) and Type B (manufacturers specifications and calibration data) factors and report a combined expanded uncertainty equal to the positive square root of the total variance of the uncertainty of the components using the following formula: $u_m = \sqrt{(u(P))^2 + (u(m))^2 + (u(V))^2}$. The expanded uncertainty, U, assumes a normal distribution and a coverage factor of k=2 is chosen using approximately a 95% confidence level. Laboratories accredited to ISO/IEC 17025 and ISO Guide 34 are required to estimate uncertainty budgets associated with the measurements they make. However, for analysis, the certified value should be used as the actual value.

10. **Warranties:** The manufacturer warrants that its products shall conform to the description of such products as provided in its catalog or on the specific product label. This warranty is exclusive, and the manufacturer makes no other warranty, express or implied, including any implied warranty of merchantability or fitness for any particular purpose.

11. **Legal Notice and Limit of Liability:** This product is for routine laboratory analysis and research purposes only. Due to the hazardous nature, only trained personnel should handle this product. The company's liability will be limited to replacement of product or refund of purchase price. Notice of claims must be made within thirty (30) days from date of delivery.

125 Market Street
New Haven, CT 06513
USA

AccuStandard® Inc.

Tel (203)786-5290
Fax (203)786-5287
www.AccuStandard.com

CERTIFICATE OF ANALYSIS

Catalog No: APP-9-176-D-20X
Description: Pentachlorophenol
Lot: 211041014
Solvent: Dichloromethane

Date Certified: Apr 1, 2011
Expiration: Apr 1, 2021
Sample Size: 1 mL
Storage Condition: Ambient
Hazards: HARMFUL

[X] Included on ISO/IEC 17025 Scope of Accreditation
[X] Included on ISO Guide 34 Scope of Accreditation

Component	CAS #	Purity % (GC/FID)	Prepared Concentration[1] (µg/mL)	Certified Analyte Concentration[2] (µg/mL)
Pentachlorophenol	87-86-5	99.0	2007	1987

AccuStandard follows U.S. conventions in reporting numerical values on both certificates and labels:

A comma (,) is used to separate units of one-thousand or greater.
A period (.) is used as a decimal place marker.

1. All weights are traceable through NIST, Test No.822/272103-05
2. Certified Analyte Concentration = Purity x Prepared Concentration. The Uncertainty associated with the gravimetric values reported on this certificate is ±0.24%. The CRM Uncertainty calculated for this product is ±5%. These values are the expanded uncertainty and represent an estimated standard deviation equal to the positive square root of the total variation of the uncertainty of components. A normal distribution is assumed and a coverage factor of K=2 is chosen using approximately a 95% confidence level.
3. A product with a suffix (-1A, -2B, etc. or -01, -02, etc.) on its lot# has had its expiration date extended and is identical to the same lot# without the suffix.

For use in routine laboratory analysis.

See reverse side for additional information
Refer to the MSDS for additional safety information

Certified by: R. Cooper
Russ Cooper, QC Manager

AccuStandard is accredited to ISO Guide 34, ISO/IEC 17025 and certified to ISO 9001

OR-ORG/INO-001
Rev. 7/11

CERTIFICATION REPORT

1. **Quality Documentation:** This certificate is designed in accordance with ISO Guide 31 (Reference Materials – Contents of Certificates and Labels) and ISO Guide 35 (Reference Materials – General and Statistical Principles for Certification).

2. **Quality Standards:**

   ISO Guide 34 - General Requirements for the Competence of Reference Material Producers ACLASS Certificate Number AR-1463

   AR-1463

   ISO/IEC 17025:2005 - General Requirements for the Competence of Testing and Calibration Laboratories ACLASS Certificate Number AT-1339

   AT-1339

   ISO 9001:2008 Quality Management System - Requirements Eagle Registrations Certificate Number 3774

3. **Intended Use:** The product covered by this certificate is designed for calibration or for use in quality control procedures for the specified chemical compounds listed on the reverse side. This product can be used for quantification and/or identification. This product can also be used as a reference material to validate analytical procedures, subject to the conditions under Section 11. If dilution is required, use only Class A glassware and diluent compatible with all certified analytes in this preparation. All solutions should be thoroughly mixed prior to use.

4. **Raw Materials:** Reference standards are prepared from the highest quality starting materials with defined purities. All analytes and solvents are obtained from pre-qualified vendors and then analyzed or evaluated prior to use.

5. **Manufacturing:** All balances are calibrated daily using an in-house procedure with weights that are compared annually to master weights and traceable to NIST. The balances are also calibrated annually by an ISO/IEC 17025 accredited calibration laboratory. Please refer to the NIST test number listed on the front of this certificate. Class A glassware is used in the manufacture and quality control of all standards and calibrated using an in-house procedure. Good Laboratory Practices have been used throughout the preparation of this CRM.

6. **Homogeneity Assessment:** Homogeneity of the finished product is assessed by analyzing sample batches or by other methods consistent with the intended use of the product and by procedures that comply with the appropriate Quality System requirements, and ISO Guide 35.

7. **Stability Assessment:** The manufacturer guarantees the stability of this solution through the expiration date stated on the label, when handled and stored according to the conditions stated on the label. To ensure a uniform solution, mix the contents of the sealed container thoroughly prior to use. Care should be taken not to contaminate the contents of the original container.

8. **Analytical Quality Control:** Products are tested by validated analytical methods specified in the manufacturer's quality system.

9. **Uncertainty Statistics and Confidence Limits:** The uncertainty values as stated on the face of this certificate have been determined using the EURACHEM/CITAC Guide (Quantifying Uncertainty in Analytical Measurement). We have evaluated both Type A (based on a series of observations) and Type B (manufacturers specifications and calibration data) factors and report a combined expanded uncertainty equal to the positive square root of the total variance of the uncertainty of the components using the following formula: $u_m = \sqrt{(u(P))^2 + (u(m))^2 + (u(V))^2}$. The expanded uncertainty, U, assumes a normal distribution and a coverage factor of k=2 is chosen using approximately a 95% confidence level. Laboratories accredited to ISO/IEC 17025 and ISO Guide 34 are required to estimate uncertainty budgets associated with the measurements they make. However, for analysis, the certified value should be used as the actual value.

10. **Warranties:** The manufacturer warrants that its products shall conform to the description of such products as provided in its catalog or on the specific product label. This warranty is exclusive, and the manufacturer makes no other warranty, express or implied, including any implied warranty of merchantability or fitness for any particular purpose.

11. **Legal Notice and Limit of Liability:** This product is for routine laboratory analysis and research purposes only. Due to the hazardous nature, only trained personnel should handle this product. The company's liability will be limited to replacement of product or refund of purchase price. Notice of claims must be made within thirty (30) days from date of delivery.

Certificate of Composition

DESCRIPTION: TEST AMERICA

QUOTE 21492575 LOT NO.: LB90764 EXPIRATION DATE: Aug-2013

SOLVENT: BENZENE 25 %
METHYLENE CHLORIDE 75 %

ANALYTE (1)	CAS NUMBER	PERCENT PURITY (2)	WEIGHT CONCENTRATION (3)	SUPELCO LOT NO
ACENAPHTHENE	83-32-9	99.9	1000 +/- 5.0	LB82590
ACENAPHTHYLENE	208-96-8	99.9	1000 +/- 5.0	LB84923
ACETOPHENONE	98-86-2	99.2	1001 +/- 5.0	LB61700
ANILINE	62-53-3	99.9	1000 +/- 5.0	LA41596
ANTHRACENE	120-12-7	99.5	1000 +/- 5.0	LB77576
ATRAZINE	1912-24-9	99.9	1000 +/- 5.0	LB77962
AZOBENZENE	103-33-3	99.9	1000 +/- 5.0	LB83060
BENZALDEHYDE	100-52-7	99.9	999 +/- 5.0	LB82946
BENZIDINE	92-87-5	99.9	1000 +/- 5.0	LB83682
BENZO (A) ANTHRACENE	56-55-3	99.4 (a)	1000 +/- 5.0	LB78146
BENZO (A) PYRENE	50-32-8	99.9 (a)	1000 +/- 5.0	LB79478
BENZO (B) FLUORANTHENE	205-99-2	99.9	1000 +/- 5.0	LB77269
BENZO (G,H,I) PERYLENE	191-24-2	99.6	1000 +/- 5.0	LB62550
BENZO (K) FLUORANTHENE	207-08-9	99.9	1000 +/- 5.0	LB84765
BENZOIC ACID	65-85-0	99.9	2001 +/- 10.0	LA84486
BENZYL ALCOHOL	100-51-6	99.9	1001 +/- 5.0	LB48374
BENZYL BUTYL PHTHALATE	85-68-7	98.6	1000 +/- 5.0	LB60340
BIPHENYL	92-52-4	99.9	1002 +/- 5.0	LB30457
BIS (2-CHLOROETHOXY) METHANE	111-91-1	98.5	1000 +/- 5.0	LB71304

(1) Listed in alphabetical order.
(2) Determined by capillary GC-FID, unless otherwise noted.
a) HPLC UV-254NM
(3) NIST traceable weights are used to verify balance calibration with the preparation of each lot. Concentration of analyte in solution is ug/ml +/- 0.5%, uncertainty based upon balance and Class A volumetric glassware. Weights are corrected for analytes less than 98% pure.

Elwood Doughty
QA Manager

SUPELCO® Analytical
595 North Harrison Road • Bellefonte, PA 16823-0048 USA • Phone (814) 359-3441

Certificate of Composition

DESCRIPTION: TEST AMERICA

QUOTE 21492575 LOT NO.: LB90764 EXPIRATION DATE: Aug-2013

SOLVENT: BENZENE 25 %
METHYLENE CHLORIDE 75 %

ANALYTE (1)	CAS NUMBER	PERCENT PURITY (2)	WEIGHT CONCENTRATION (3)			SUPELCO LOT NO
BIS (2-CHLOROETHYL) ETHER	111-44-4	99.9	1000	+/-	5.0	LB33319
BIS (2-CHLOROISOPROPYL) ETHER	108-60-1	97.4	1000	+/-	5.0	LB84548
BIS (2-ETHYLHEXYL) PHTHALATE	117-81-7	99.7	1000	+/-	5.0	LB58359
CAPROLACTAM	105-60-2	99.9	1000	+/-	5.0	LB34145
CARBAZOLE	86-74-8	99.9	1000	+/-	5.0	LB60643
CHRYSENE	218-01-9	98.4	1000	+/-	5.0	LB85109
DI-N-BUTYL PHTHALATE	84-74-2	99.5	1000	+/-	5.0	LB64921
DI-N-OCTYL PHTHALATE	117-84-0	99.9	1000	+/-	5.0	LB83131
DIBENZ (A,H) ANTHRACENE	53-70-3	99.9	1000	+/-	5.0	LB87229
DIBENZOFURAN	132-64-9	98.9	1000	+/-	5.0	LB78814
DIETHYL PHTHALATE	84-66-2	99.2	1000	+/-	5.0	LB60384
DIMETHYL PHTHALATE	131-11-3	99.9	1000	+/-	5.0	LB30494
FLUORANTHENE	206-44-0	99.5	1000	+/-	5.0	LB36331
FLUORENE	86-73-7	98.5	1000	+/-	5.0	LB82164
HEXACHLOROBENZENE	118-74-1	99.9	1000	+/-	5.0	LB87401
HEXACHLOROBUTADIENE	87-68-3	96.2	1000	+/-	5.0	LB67777
HEXACHLOROCYCLOPENTADIENE	77-47-4	97.2	1000	+/-	5.0	LB84590
HEXACHLOROETHANE	67-72-1	99.9	1000	+/-	5.0	LB29072
INDENO (1,2,3-CD) PYRENE	193-39-5	99.7	1000	+/-	5.0	LB87713

(1) Listed in alphabetical order.
(2) Determined by capillary GC-FID, unless otherwise noted.
a) HPLC UV-254NM
(3) NIST traceable weights are used to verify balance calibration with the preparation of each lot. Concentration of analyte in solution is ug/ml +/- 0.5%, uncertainty based upon balance and Class A volumetric glassware. Weights are corrected for analytes less than 98% pure.

Elwood Doughty
QA Manager

SUPELCO® Analytical
595 North Harrison Road • Bellefonte, PA 16823-0048 USA • Phone (814) 359-3441

Certificate of Composition

DESCRIPTION: TEST AMERICA

QUOTE 21492575 LOT NO.: LB90764 EXPIRATION DATE: Aug-2013

SOLVENT: BENZENE 25 %
METHYLENE CHLORIDE 75 %

ANALYTE (1)	CAS NUMBER	PERCENT PURITY (2)	WEIGHT CONCENTRATION (3)			SUPELCO LOT NO
ISOPHORONE	78-59-1	99.1	1000	+/-	5.0	LB45460
N-NITROSODI-N-PROPYLAMINE	621-64-7	99.9	1000	+/-	5.0	LB79763
N-NITROSODIMETHYLAMINE	62-75-9	99.9	1000	+/-	5.0	LB83854
N-NITROSODIPHENYLAMINE	86-30-6	98.6	1001	+/-	5.0	LB17295
N-NITROSOPYRROLIDINE	930-55-2	99.9	1001	+/-	5.0	LB78816
NAPHTHALENE	91-20-3	99.9	1000	+/-	5.0	LB77841
NITROBENZENE	98-95-3	99.9	1000	+/-	5.0	LB47070
PENTACHLOROPHENOL	87-86-5	99.9	2000	+/-	10.0	LB75554
PHENANTHRENE	85-01-8	99.1	1000	+/-	5.0	LB68872
PHENOL	108-95-2	99.9	1002	+/-	5.0	LB57703
PYRENE	129-00-0	97.5	1000	+/-	5.0	LB70761
1,2-DICHLOROBENZENE	95-50-1	99.9	1000	+/-	5.0	LA96474
1,2,4-TRICHLOROBENZENE	120-82-1	99.5	1000	+/-	5.0	LB48083
1,2,4,5-TETRACHLOROBENZENE	95-94-3	99.9	1000	+/-	5.0	LB61817
1,3-DICHLOROBENZENE	541-73-1	99.9	1000	+/-	5.0	LB68066
1,4-DICHLOROBENZENE	106-46-7	99.9	1000	+/-	5.0	LB69983
1,4-DIOXANE	123-91-1	99.9	1002	+/-	5.0	LB82982
2-CHLORONAPHTHALENE	91-58-7	99.4	1000	+/-	5.0	LB48170
2-CHLOROPHENOL	95-57-8	99.6	999	+/-	5.0	LB83266

(1) Listed in alphabetical order.
(2) Determined by capillary GC-FID, unless otherwise noted.
a) HPLC UV-254NM
(3) NIST traceable weights are used to verify balance calibration with the preparation of each lot. Concentration of analyte in solution is ug/ml +/- 0.5%, uncertainty based upon balance and Class A volumetric glassware. Weights are corrected for analytes less than 98% pure.

Elwood Doughty
QA Manager

SUPELCO® Analytical
595 North Harrison Road • Bellefonte, PA 16823-0048 USA • Phone (814) 359-3441

Certificate of Composition

DESCRIPTION: TEST AMERICA

QUOTE 21492575 LOT NO.: LB90764 EXPIRATION DATE: Aug-2013

SOLVENT: BENZENE 25 %
METHYLENE CHLORIDE 75 %

ANALYTE (1)	CAS NUMBER	PERCENT PURITY (2)	WEIGHT CONCENTRATION (3)			SUPELCO LOT NO
2-METHYL-4,6-DINITROPHENOL	534-52-1	99.9	1001	+/-	5.0	LB31592
2-METHYLNAPHTHALENE	91-57-6	98.3	1000	+/-	5.0	LB44448
2-METHYLPHENOL	95-48-7	99.8	1000	+/-	5.0	LB30223
2-NITROANILINE	88-74-4	99.9	1000	+/-	5.0	LB49936
2-NITROPHENOL	88-75-5	99.9	1000	+/-	5.0	LB44736
2,3,4,6-TETRACHLOROPHENOL	58-90-2	98.4	1000	+/-	5.0	LB75078
2,4-DICHLOROPHENOL	120-83-2	98.8	1002	+/-	5.0	LB76837
2,4-DIMETHYLPHENOL	105-67-9	99.9	1000	+/-	5.0	LB88935
2,4-DINITROPHENOL	51-28-5	98.6	2003	+/-	10.0	LB28389
2,4-DINITROTOLUENE	121-14-2	96.0	1000	+/-	5.0	LB46632
2,4,5-TRICHLOROPHENOL	95-95-4	99.9	1000	+/-	5.0	LB35288
2,4,6-TRICHLOROPHENOL	88-06-2	99.9	1000	+/-	5.0	LB65559
2,6-DICHLOROPHENOL	87-65-0	99.9	1002	+/-	5.0	LB03525
2,6-DINITROTOLUENE	606-20-2	99.9	1000	+/-	5.0	LB79891
3-NITROANILINE	99-09-2	99.9	1000	+/-	5.0	LB73829
3,3-DICHLOROBENZIDINE	91-94-1	99.4	1000	+/-	5.0	LB68654
4-BROMOPHENYLPHENYL ETHER	101-55-3	98.8	1000	+/-	5.0	LB63786
4-CHLORO-3-METHYLPHENOL	59-50-7	99.9	1000	+/-	5.0	LB83265
4-CHLOROANILINE	106-47-8	99.9	1000	+/-	5.0	LB82916

(1) Listed in alphabetical order.
(2) Determined by capillary GC-FID, unless otherwise noted.
a) HPLC UV-254NM
(3) NIST traceable weights are used to verify balance calibration with the preparation of each lot. Concentration of analyte in solution is ug/ml +/- 0.5%, uncertainty based upon balance and Class A volumetric glassware. Weights are corrected for analytes less than 98% pure.

Elwood Doughty
QA Manager

SUPELCO® Analytical
595 North Harrison Road • Bellefonte, PA 16823-0048 USA • Phone (814) 359-3441

Certificate of Composition

DESCRIPTION: TEST AMERICA

QUOTE 21492575 LOT NO.: LB90764 EXPIRATION DATE: Aug-2013

SOLVENT: BENZENE 25 %
METHYLENE CHLORIDE 75 %

ANALYTE (1)	CAS NUMBER	PERCENT PURITY (2)	WEIGHT CONCENTRATION (3)	SUPELCO LOT NO
4-CHLOROPHENYLPHENYL ETHER	7005-72-3	99.9	1000 +/- 5.0	LB72185
4-METHYLPHENOL	106-44-5	99.9	1000 +/- 5.0	LB32518
4-NITROANILINE	100-01-6	99.9	1000 +/- 5.0	LB42566
4-NITROPHENOL	100-02-7	99.9	1001 +/- 5.0	LB83255

(1) Listed in alphabetical order.
(2) Determined by capillary GC-FID, unless otherwise noted.
a) HPLC UV-254NM
(3) NIST traceable weights are used to verify balance calibration with the preparation of each lot. Concentration of analyte in solution is ug/ml +/- 0.5%, uncertainty based upon balance and Class A volumetric glassware. Weights are corrected for analytes less than 98% pure.

Elwood Doughty
QA Manager

SUPELCO® Analytical
595 North Harrison Road • Bellefonte, PA 16823-0048 USA • Phone (814) 359-3441

Certificate of Composition

DESCRIPTION: TEST AMERICA

QUOTE 21492575 LOT NO.: LB90764 EXPIRATION DATE: Aug-2013

SOLVENT: BENZENE 25 %
METHYLENE CHLORIDE 75 %

ANALYTE (1)	CAS NUMBER	PERCENT PURITY (2)	WEIGHT CONCENTRATION (3)	SUPELCO LOT NO
ACENAPHTHENE	83-32-9	99.9	1000 +/- 5.0	LB82590
ACENAPHTHYLENE	208-96-8	99.9	1000 +/- 5.0	LB84923
ACETOPHENONE	98-86-2	99.2	1001 +/- 5.0	LB61700
ANILINE	62-53-3	99.9	1000 +/- 5.0	LA41596
ANTHRACENE	120-12-7	99.5	1000 +/- 5.0	LB77576
ATRAZINE	1912-24-9	99.9	1000 +/- 5.0	LB77962
AZOBENZENE	103-33-3	99.9	1000 +/- 5.0	LB83060
BENZALDEHYDE	100-52-7	99.9	999 +/- 5.0	LB82946
BENZIDINE	92-87-5	99.9	1000 +/- 5.0	LB83682
BENZO (A) ANTHRACENE	56-55-3	99.4 (a)	1000 +/- 5.0	LB78146
BENZO (A) PYRENE	50-32-8	99.9 (a)	1000 +/- 5.0	LB79478
BENZO (B) FLUORANTHENE	205-99-2	99.9	1000 +/- 5.0	LB77269
BENZO (G,H,I) PERYLENE	191-24-2	99.6	1000 +/- 5.0	LB62550
BENZO (K) FLUORANTHENE	207-08-9	99.9	1000 +/- 5.0	LB84765
BENZOIC ACID	65-85-0	99.9	2001 +/- 10.0	LA84486
BENZYL ALCOHOL	100-51-6	99.9	1001 +/- 5.0	LB48374
BENZYL BUTYL PHTHALATE	85-68-7	98.6	1000 +/- 5.0	LB60340
BIPHENYL	92-52-4	99.9	1002 +/- 5.0	LB30457
BIS (2-CHLOROETHOXY) METHANE	111-91-1	98.5	1000 +/- 5.0	LB71304

(1) Listed in alphabetical order.
(2) Determined by capillary GC-FID, unless otherwise noted.
a) HPLC UV-254NM
(3) NIST traceable weights are used to verify balance calibration with the preparation of each lot. Concentration of analyte in solution is ug/ml +/- 0.5%, uncertainty based upon balance and Class A volumetric glassware. Weights are corrected for analytes less than 98% pure.

Elwood Doughty
QA Manager

SUPELCO® Analytical
595 North Harrison Road • Bellefonte, PA 16823-0048 USA • Phone (814) 359-3441

Certificate of Composition

DESCRIPTION: TEST AMERICA

QUOTE 21492575 LOT NO.: LB90764 EXPIRATION DATE: Aug-2013

SOLVENT: BENZENE 25 %
METHYLENE CHLORIDE 75 %

ANALYTE (1)	CAS NUMBER	PERCENT PURITY (2)	WEIGHT CONCENTRATION (3)			SUPELCO LOT NO
BIS (2-CHLOROETHYL) ETHER	111-44-4	99.9	1000	+/-	5.0	LB33319
BIS (2-CHLOROISOPROPYL) ETHER	108-60-1	97.4	1000	+/-	5.0	LB84548
BIS (2-ETHYLHEXYL) PHTHALATE	117-81-7	99.7	1000	+/-	5.0	LB58359
CAPROLACTAM	105-60-2	99.9	1000	+/-	5.0	LB34145
CARBAZOLE	86-74-8	99.9	1000	+/-	5.0	LB60643
CHRYSENE	218-01-9	98.4	1000	+/-	5.0	LB85109
DI-N-BUTYL PHTHALATE	84-74-2	99.5	1000	+/-	5.0	LB64921
DI-N-OCTYL PHTHALATE	117-84-0	99.9	1000	+/-	5.0	LB83131
DIBENZ (A,H) ANTHRACENE	53-70-3	99.9	1000	+/-	5.0	LB87229
DIBENZOFURAN	132-64-9	98.9	1000	+/-	5.0	LB78814
DIETHYL PHTHALATE	84-66-2	99.2	1000	+/-	5.0	LB60384
DIMETHYL PHTHALATE	131-11-3	99.9	1000	+/-	5.0	LB30494
FLUORANTHENE	206-44-0	99.5	1000	+/-	5.0	LB36331
FLUORENE	86-73-7	98.5	1000	+/-	5.0	LB82164
HEXACHLOROBENZENE	118-74-1	99.9	1000	+/-	5.0	LB87401
HEXACHLOROBUTADIENE	87-68-3	96.2	1000	+/-	5.0	LB67777
HEXACHLOROCYCLOPENTADIENE	77-47-4	97.2	1000	+/-	5.0	LB84590
HEXACHLOROETHANE	67-72-1	99.9	1000	+/-	5.0	LB29072
INDENO (1,2,3-CD) PYRENE	193-39-5	99.7	1000	+/-	5.0	LB87713

(1) Listed in alphabetical order.
(2) Determined by capillary GC-FID, unless otherwise noted.
a) HPLC UV-254NM
(3) NIST traceable weights are used to verify balance calibration with the preparation of each lot. Concentration of analyte in solution is ug/ml +/- 0.5%, uncertainty based upon balance and Class A volumetric glassware. Weights are corrected for analytes less than 98% pure.

Elwood Doughty
QA Manager

SUPELCO® Analytical
595 North Harrison Road • Bellefonte, PA 16823-0048 USA • Phone (814) 359-3441

Certificate of Composition

DESCRIPTION: TEST AMERICA

QUOTE 21492575 LOT NO.: LB90764 EXPIRATION DATE: Aug-2013

SOLVENT: BENZENE 25 %
METHYLENE CHLORIDE 75 %

ANALYTE (1)	CAS NUMBER	PERCENT PURITY (2)	WEIGHT CONCENTRATION (3)			SUPELCO LOT NO
ISOPHORONE	78-59-1	99.1	1000	+/-	5.0	LB45460
N-NITROSODI-N-PROPYLAMINE	621-64-7	99.9	1000	+/-	5.0	LB79763
N-NITROSODIMETHYLAMINE	62-75-9	99.9	1000	+/-	5.0	LB83854
N-NITROSODIPHENYLAMINE	86-30-6	98.6	1001	+/-	5.0	LB17295
N-NITROSOPYRROLIDINE	930-55-2	99.9	1001	+/-	5.0	LB78816
NAPHTHALENE	91-20-3	99.9	1000	+/-	5.0	LB77841
NITROBENZENE	98-95-3	99.9	1000	+/-	5.0	LB47070
PENTACHLOROPHENOL	87-86-5	99.9	2000	+/-	10.0	LB75554
PHENANTHRENE	85-01-8	99.1	1000	+/-	5.0	LB68872
PHENOL	108-95-2	99.9	1002	+/-	5.0	LB57703
PYRENE	129-00-0	97.5	1000	+/-	5.0	LB70761
1,2-DICHLOROBENZENE	95-50-1	99.9	1000	+/-	5.0	LA96474
1,2,4-TRICHLOROBENZENE	120-82-1	99.5	1000	+/-	5.0	LB48083
1,2,4,5-TETRACHLOROBENZENE	95-94-3	99.9	1000	+/-	5.0	LB61817
1,3-DICHLOROBENZENE	541-73-1	99.9	1000	+/-	5.0	LB68066
1,4-DICHLOROBENZENE	106-46-7	99.9	1000	+/-	5.0	LB69983
1,4-DIOXANE	123-91-1	99.9	1002	+/-	5.0	LB82982
2-CHLORONAPHTHALENE	91-58-7	99.4	1000	+/-	5.0	LB48170
2-CHLOROPHENOL	95-57-8	99.6	999	+/-	5.0	LB83266

(1) Listed in alphabetical order.
(2) Determined by capillary GC-FID, unless otherwise noted.
a) HPLC UV-254NM
(3) NIST traceable weights are used to verify balance calibration with the preparation of each lot. Concentration of analyte in solution is ug/ml +/- 0.5%, uncertainty based upon balance and Class A volumetric glassware. Weights are corrected for analytes less than 98% pure.

Elwood Doughty
QA Manager

SUPELCO® Analytical
595 North Harrison Road • Bellefonte, PA 16823-0048 USA • Phone (814) 359-3441

Certificate of Composition

DESCRIPTION: TEST AMERICA

QUOTE 21492575 LOT NO.: LB90764 EXPIRATION DATE: Aug-2013

SOLVENT: BENZENE 25 %
METHYLENE CHLORIDE 75 %

ANALYTE (1)	CAS NUMBER	PERCENT PURITY (2)	WEIGHT CONCENTRATION (3)			SUPELCO LOT NO
2-METHYL-4,6-DINITROPHENOL	534-52-1	99.9	1001	+/-	5.0	LB31592
2-METHYLNAPHTHALENE	91-57-6	98.3	1000	+/-	5.0	LB44448
2-METHYLPHENOL	95-48-7	99.8	1000	+/-	5.0	LB30223
2-NITROANILINE	88-74-4	99.9	1000	+/-	5.0	LB49936
2-NITROPHENOL	88-75-5	99.9	1000	+/-	5.0	LB44736
2,3,4,6-TETRACHLOROPHENOL	58-90-2	98.4	1000	+/-	5.0	LB75078
2,4-DICHLOROPHENOL	120-83-2	98.8	1002	+/-	5.0	LB76837
2,4-DIMETHYLPHENOL	105-67-9	99.9	1000	+/-	5.0	LB88935
2,4-DINITROPHENOL	51-28-5	98.6	2003	+/-	10.0	LB28389
2,4-DINITROTOLUENE	121-14-2	96.0	1000	+/-	5.0	LB46632
2,4,5-TRICHLOROPHENOL	95-95-4	99.9	1000	+/-	5.0	LB35288
2,4,6-TRICHLOROPHENOL	88-06-2	99.9	1000	+/-	5.0	LB65559
2,6-DICHLOROPHENOL	87-65-0	99.9	1002	+/-	5.0	LB03525
2,6-DINITROTOLUENE	606-20-2	99.9	1000	+/-	5.0	LB79891
3-NITROANILINE	99-09-2	99.9	1000	+/-	5.0	LB73829
3,3-DICHLOROBENZIDINE	91-94-1	99.4	1000	+/-	5.0	LB68654
4-BROMOPHENYLPHENYL ETHER	101-55-3	98.8	1000	+/-	5.0	LB63786
4-CHLORO-3-METHYLPHENOL	59-50-7	99.9	1000	+/-	5.0	LB83265
4-CHLOROANILINE	106-47-8	99.9	1000	+/-	5.0	LB82916

(1) Listed in alphabetical order.
(2) Determined by capillary GC-FID, unless otherwise noted.
a) HPLC UV-254NM
(3) NIST traceable weights are used to verify balance calibration with the preparation of each lot. Concentration of analyte in solution is ug/ml +/- 0.5%, uncertainty based upon balance and Class A volumetric glassware. Weights are corrected for analytes less than 98% pure.

Elwood Doughty
QA Manager

SUPELCO® Analytical
595 North Harrison Road • Bellefonte, PA 16823-0048 USA • Phone (814) 359-3441

Certificate of Composition

DESCRIPTION: TEST AMERICA

QUOTE 21492575 LOT NO.: LB90764 EXPIRATION DATE: Aug-2013

SOLVENT: BENZENE 25 %
METHYLENE CHLORIDE 75 %

ANALYTE (1)	CAS NUMBER	PERCENT PURITY (2)	WEIGHT CONCENTRATION (3)			SUPELCO LOT NO
4-CHLOROPHENYLPHENYL ETHER	7005-72-3	99.9	1000	+/-	5.0	LB72185
4-METHYLPHENOL	106-44-5	99.9	1000	+/-	5.0	LB32518
4-NITROANILINE	100-01-6	99.9	1000	+/-	5.0	LB42566
4-NITROPHENOL	100-02-7	99.9	1001	+/-	5.0	LB83255

(1) Listed in alphabetical order.
(2) Determined by capillary GC-FID, unless otherwise noted.
a) HPLC UV-254NM
(3) NIST traceable weights are used to verify balance calibration with the preparation of each lot. Concentration of analyte in solution is ug/ml +/- 0.5%, uncertainty based upon balance and Class A volumetric glassware. Weights are corrected for analytes less than 98% pure.

Elwood Doughty
QA Manager

SUPELCO® Analytical
595 North Harrison Road • Bellefonte, PA 16823-0048 USA • Phone (814) 359-3441

Certificate of Composition

DESCRIPTION: TEST AMERICA

QUOTE 21492575 LOT NO.: LB90764 EXPIRATION DATE: Aug-2013

SOLVENT: BENZENE 25 %
METHYLENE CHLORIDE 75 %

ANALYTE (1)	CAS NUMBER	PERCENT PURITY (2)		WEIGHT CONCENTRATION (3)			SUPELCO LOT NO
ACENAPHTHENE	83-32-9	99.9		1000	+/-	5.0	LB82590
ACENAPHTHYLENE	208-96-8	99.9		1000	+/-	5.0	LB84923
ACETOPHENONE	98-86-2	99.2		1001	+/-	5.0	LB61700
ANILINE	62-53-3	99.9		1000	+/-	5.0	LA41596
ANTHRACENE	120-12-7	99.5		1000	+/-	5.0	LB77576
ATRAZINE	1912-24-9	99.9		1000	+/-	5.0	LB77962
AZOBENZENE	103-33-3	99.9		1000	+/-	5.0	LB83060
BENZALDEHYDE	100-52-7	99.9		999	+/-	5.0	LB82946
BENZIDINE	92-87-5	99.9		1000	+/-	5.0	LB83682
BENZO (A) ANTHRACENE	56-55-3	99.4	(a)	1000	+/-	5.0	LB78146
BENZO (A) PYRENE	50-32-8	99.9	(a)	1000	+/-	5.0	LB79478
BENZO (B) FLUORANTHENE	205-99-2	99.9		1000	+/-	5.0	LB77269
BENZO (G,H,I) PERYLENE	191-24-2	99.6		1000	+/-	5.0	LB62550
BENZO (K) FLUORANTHENE	207-08-9	99.9		1000	+/-	5.0	LB84765
BENZOIC ACID	65-85-0	99.9		2001	+/-	10.0	LA84486
BENZYL ALCOHOL	100-51-6	99.9		1001	+/-	5.0	LB48374
BENZYL BUTYL PHTHALATE	85-68-7	98.6		1000	+/-	5.0	LB60340
BIPHENYL	92-52-4	99.9		1002	+/-	5.0	LB30457
BIS (2-CHLOROETHOXY) METHANE	111-91-1	98.5		1000	+/-	5.0	LB71304

(1) Listed in alphabetical order.
(2) Determined by capillary GC-FID, unless otherwise noted.
a) HPLC UV-254NM
(3) NIST traceable weights are used to verify balance calibration with the preparation of each lot. Concentration of analyte in solution is ug/ml +/- 0.5%, uncertainty based upon balance and Class A volumetric glassware. Weights are corrected for analytes less than 98% pure.

Elwood Doughty
QA Manager

SUPELCO® Analytical
595 North Harrison Road • Bellefonte, PA 16823-0048 USA • Phone (814) 359-3441

Certificate of Composition

DESCRIPTION: TEST AMERICA

QUOTE 21492575 LOT NO.: LB90764 EXPIRATION DATE: Aug-2013

SOLVENT: BENZENE 25 %
METHYLENE CHLORIDE 75 %

ANALYTE (1)	CAS NUMBER	PERCENT PURITY (2)	WEIGHT CONCENTRATION (3)			SUPELCO LOT NO
BIS (2-CHLOROETHYL) ETHER	111-44-4	99.9	1000	+/-	5.0	LB33319
BIS (2-CHLOROISOPROPYL) ETHER	108-60-1	97.4	1000	+/-	5.0	LB84548
BIS (2-ETHYLHEXYL) PHTHALATE	117-81-7	99.7	1000	+/-	5.0	LB58359
CAPROLACTAM	105-60-2	99.9	1000	+/-	5.0	LB34145
CARBAZOLE	86-74-8	99.9	1000	+/-	5.0	LB60643
CHRYSENE	218-01-9	98.4	1000	+/-	5.0	LB85109
DI-N-BUTYL PHTHALATE	84-74-2	99.5	1000	+/-	5.0	LB64921
DI-N-OCTYL PHTHALATE	117-84-0	99.9	1000	+/-	5.0	LB83131
DIBENZ (A,H) ANTHRACENE	53-70-3	99.9	1000	+/-	5.0	LB87229
DIBENZOFURAN	132-64-9	98.9	1000	+/-	5.0	LB78814
DIETHYL PHTHALATE	84-66-2	99.2	1000	+/-	5.0	LB60384
DIMETHYL PHTHALATE	131-11-3	99.9	1000	+/-	5.0	LB30494
FLUORANTHENE	206-44-0	99.5	1000	+/-	5.0	LB36331
FLUORENE	86-73-7	98.5	1000	+/-	5.0	LB82164
HEXACHLOROBENZENE	118-74-1	99.9	1000	+/-	5.0	LB87401
HEXACHLOROBUTADIENE	87-68-3	96.2	1000	+/-	5.0	LB67777
HEXACHLOROCYCLOPENTADIENE	77-47-4	97.2	1000	+/-	5.0	LB84590
HEXACHLOROETHANE	67-72-1	99.9	1000	+/-	5.0	LB29072
INDENO (1,2,3-CD) PYRENE	193-39-5	99.7	1000	+/-	5.0	LB87713

(1) Listed in alphabetical order.
(2) Determined by capillary GC-FID, unless otherwise noted.
a) HPLC UV-254NM
(3) NIST traceable weights are used to verify balance calibration with the preparation of each lot. Concentration of analyte in solution is ug/ml +/- 0.5%, uncertainty based upon balance and Class A volumetric glassware. Weights are corrected for analytes less than 98% pure.

Elwood Doughty
QA Manager

SUPELCO® Analytical
595 North Harrison Road • Bellefonte, PA 16823-0048 USA • Phone (814) 359-3441

Certificate of Composition

DESCRIPTION: TEST AMERICA

QUOTE 21492575 LOT NO.: LB90764 EXPIRATION DATE: Aug-2013

SOLVENT: BENZENE 25 %
METHYLENE CHLORIDE 75 %

ANALYTE (1)	CAS NUMBER	PERCENT PURITY (2)	WEIGHT CONCENTRATION (3)			SUPELCO LOT NO
ISOPHORONE	78-59-1	99.1	1000	+/-	5.0	LB45460
N-NITROSODI-N-PROPYLAMINE	621-64-7	99.9	1000	+/-	5.0	LB79763
N-NITROSODIMETHYLAMINE	62-75-9	99.9	1000	+/-	5.0	LB83854
N-NITROSODIPHENYLAMINE	86-30-6	98.6	1001	+/-	5.0	LB17295
N-NITROSOPYRROLIDINE	930-55-2	99.9	1001	+/-	5.0	LB78816
NAPHTHALENE	91-20-3	99.9	1000	+/-	5.0	LB77841
NITROBENZENE	98-95-3	99.9	1000	+/-	5.0	LB47070
PENTACHLOROPHENOL	87-86-5	99.9	2000	+/-	10.0	LB75554
PHENANTHRENE	85-01-8	99.1	1000	+/-	5.0	LB68872
PHENOL	108-95-2	99.9	1002	+/-	5.0	LB57703
PYRENE	129-00-0	97.5	1000	+/-	5.0	LB70761
1,2-DICHLOROBENZENE	95-50-1	99.9	1000	+/-	5.0	LA96474
1,2,4-TRICHLOROBENZENE	120-82-1	99.5	1000	+/-	5.0	LB48083
1,2,4,5-TETRACHLOROBENZENE	95-94-3	99.9	1000	+/-	5.0	LB61817
1,3-DICHLOROBENZENE	541-73-1	99.9	1000	+/-	5.0	LB68066
1,4-DICHLOROBENZENE	106-46-7	99.9	1000	+/-	5.0	LB69983
1,4-DIOXANE	123-91-1	99.9	1002	+/-	5.0	LB82982
2-CHLORONAPHTHALENE	91-58-7	99.4	1000	+/-	5.0	LB48170
2-CHLOROPHENOL	95-57-8	99.6	999	+/-	5.0	LB83266

(1) Listed in alphabetical order.
(2) Determined by capillary GC-FID, unless otherwise noted.
a) HPLC UV-254NM
(3) NIST traceable weights are used to verify balance calibration with the preparation of each lot. Concentration of analyte in solution is ug/ml +/- 0.5%, uncertainty based upon balance and Class A volumetric glassware. Weights are corrected for analytes less than 98% pure.

Elwood Doughty
QA Manager

SUPELCO® Analytical
595 North Harrison Road • Bellefonte, PA 16823-0048 USA • Phone (814) 359-3441

Certificate of Composition

DESCRIPTION: TEST AMERICA

QUOTE 21492575 LOT NO.: LB90764 EXPIRATION DATE: Aug-2013

SOLVENT: BENZENE 25 %
METHYLENE CHLORIDE 75 %

ANALYTE (1)	CAS NUMBER	PERCENT PURITY (2)	WEIGHT CONCENTRATION (3)			SUPELCO LOT NO
2-METHYL-4,6-DINITROPHENOL	534-52-1	99.9	1001	+/-	5.0	LB31592
2-METHYLNAPHTHALENE	91-57-6	98.3	1000	+/-	5.0	LB44448
2-METHYLPHENOL	95-48-7	99.8	1000	+/-	5.0	LB30223
2-NITROANILINE	88-74-4	99.9	1000	+/-	5.0	LB49936
2-NITROPHENOL	88-75-5	99.9	1000	+/-	5.0	LB44736
2,3,4,6-TETRACHLOROPHENOL	58-90-2	98.4	1000	+/-	5.0	LB75078
2,4-DICHLOROPHENOL	120-83-2	98.8	1002	+/-	5.0	LB76837
2,4-DIMETHYLPHENOL	105-67-9	99.9	1000	+/-	5.0	LB88935
2,4-DINITROPHENOL	51-28-5	98.6	2003	+/-	10.0	LB28389
2,4-DINITROTOLUENE	121-14-2	96.0	1000	+/-	5.0	LB46632
2,4,5-TRICHLOROPHENOL	95-95-4	99.9	1000	+/-	5.0	LB35288
2,4,6-TRICHLOROPHENOL	88-06-2	99.9	1000	+/-	5.0	LB65559
2,6-DICHLOROPHENOL	87-65-0	99.9	1002	+/-	5.0	LB03525
2,6-DINITROTOLUENE	606-20-2	99.9	1000	+/-	5.0	LB79891
3-NITROANILINE	99-09-2	99.9	1000	+/-	5.0	LB73829
3,3-DICHLOROBENZIDINE	91-94-1	99.4	1000	+/-	5.0	LB68654
4-BROMOPHENYLPHENYL ETHER	101-55-3	98.8	1000	+/-	5.0	LB63786
4-CHLORO-3-METHYLPHENOL	59-50-7	99.9	1000	+/-	5.0	LB83265
4-CHLOROANILINE	106-47-8	99.9	1000	+/-	5.0	LB82916

(1) Listed in alphabetical order.
(2) Determined by capillary GC-FID, unless otherwise noted.
a) HPLC UV-254NM
(3) NIST traceable weights are used to verify balance calibration with the preparation of each lot. Concentration of analyte in solution is ug/ml +/- 0.5%, uncertainty based upon balance and Class A volumetric glassware. Weights are corrected for analytes less than 98% pure.

Elwood Doughty
QA Manager

SUPELCO® Analytical
595 North Harrison Road • Bellefonte, PA 16823-0048 USA • Phone (814) 359-3441

Certificate of Composition

DESCRIPTION: TEST AMERICA

QUOTE 21492575 LOT NO.: LB90764 EXPIRATION DATE: Aug-2013

SOLVENT: BENZENE 25 %
METHYLENE CHLORIDE 75 %

ANALYTE (1)	CAS NUMBER	PERCENT PURITY (2)	WEIGHT CONCENTRATION (3)			SUPELCO LOT NO
4-CHLOROPHENYLPHENYL ETHER	7005-72-3	99.9	1000	+/-	5.0	LB72185
4-METHYLPHENOL	106-44-5	99.9	1000	+/-	5.0	LB32518
4-NITROANILINE	100-01-6	99.9	1000	+/-	5.0	LB42566
4-NITROPHENOL	100-02-7	99.9	1001	+/-	5.0	LB83255

(1) Listed in alphabetical order.
(2) Determined by capillary GC-FID, unless otherwise noted.
a) HPLC UV-254NM
(3) NIST traceable weights are used to verify balance calibration with the preparation of each lot. Concentration of analyte in solution is ug/ml +/- 0.5%, uncertainty based upon balance and Class A volumetric glassware. Weights are corrected for analytes less than 98% pure.

Elwood Doughty
QA Manager

SUPELCO® Analytical
595 North Harrison Road • Bellefonte, PA 16823-0048 USA • Phone (814) 359-3441

Certificate of Analysis

Semi-Volatiles Internal Standard Mixture

Product Number: US-108N **Page:** 1 of 1

Lot Number: CH-1761 **Lot Issue Date:** 02-Jun-2011 **Expiration Date:** 30-Jun-2014

This Certified Reference Material (RM) was manufactured and verified in accordance with ULTRA's ISO 9001 registered quality system, and the analyte concentrations were verified by our ISO 17025 accredited laboratory. The true value and uncertainty value at the 95% confidence level for each analyte, determined gravimetrically, is listed below.

Analyte	CAS#	Analyte Lot	True Value
acenaphthene-d10	015067-26-2	RM01458/PR-19991	4013 ± 20 µg/mL
chrysene-d12	001719-03-5	RM01460/Z421P15	4013 ± 20 µg/mL
1,4-dichlorobenzene-d4	003855-82-1	RM01700/PR-12866	4013 ± 20 µg/mL
naphthalene-d8	001146-65-2	RM01459/PR-19724	4013 ± 20 µg/mL
perylene-d12	001520-96-3	RM01461/P199BP2	4014 ± 20 µg/mL
phenanthrene-d10	001517-22-2	RM01462/PR-19222	4013 ± 20 µg/mL

Matrix: methylene chloride (dichloromethane)

Storage: Store at Room Temperature (18-25° C)

ULTRA uses balances calibrated with weights traceable to NIST in compliance with ANSI/NCSL Z-540-1 and ISO 9001, and calibrated Class A glassware in the manufacturing of these standards.

ACCREDITED
ISO 17025:2005 Accredited A2LA Cert. No. 0861-01
ISO 9001:2008 Registered TUV USA, Inc. Cert. No. 09-1008

250 Smith Street, North Kingstown, RI 02852 USA
401-294-9400 Fax: 295-2330
www.ultrasci.com

William J. Leary
Quality Assurance Manager

Semi-Volatiles Internal Standard Mixture

Print Components

Component Information for US-108N

Analyte	Concentration
acenaphthene-d10	4000 µg/mL
chrysene-d12	4000 µg/mL
1,4-dichlorobenzene-d4	4000 µg/mL
naphthalene-d8	4000 µg/mL
perylene-d12	4000 µg/mL
phenanthrene-d10	4000 µg/mL

Matrix Details

Matrix	methylene chloride (dichloromethane)

SMIS_00004

US-108N
Lot: CH-1761
Exp: 06/30/2014

ULTRA

1 mL

Semi-Volatiles Internal Standard Mixture

6 analyte(s) at 4000 µg/mL in dichloromethane

For Lab Use Only

250 Smith St, No Kingstown, RI 02852 USA

125 Market Street
New Haven, CT 06513
USA

AccuStandard® Inc.

Tel (203)786-5290
Fax (203)786-5287
www.AccuStandard.com

CERTIFICATE OF ANALYSIS

CATALOG NO: AK-101.0-GCS-BTEX
DESCRIPTION: Gasoline Calibration Standard
LOT: B5040009
SOLVENT: Methanol

EXPIRATION: Apr 5 , 2015
DATE CERTIFIED: Apr 5, 2005
SAMPLE SIZE: disc.
STORAGE CONDITION: Ambient
HAZARDS: HIGHLY FLAMMABLE

Refer to the MSDS for additional safety information

[X] Included on ISO/IEC 17025 Scope of Accreditation
[X] Included on ISO Guide 34 Scope of Accreditation

Component	Cas Number	Purity % (GC/FID)	Prepared Concentration[1] %w/v	Certified Analyte Concentration[2] %w/v
Benzene	71-43-2	0.006	0.008	.000
Toluene	108-88-3	0.027	0.034	.000
Ethylbenzene	100-41-4	0.006	0.008	.000
m+p-Xylene	N/A	0.023	0.029	.000
o-Xylene	95-47-6	0.009	0.012	.000

5 Components

Premium, Regular leaded, and Regular unleaded gasoline mix. The BTEX concentrations were determined analytically.

1. All weights are traceable through NIST, Test No. 822/254480
2. Certified Analyte Concentration = Purity x Prepared Concentration. The Uncertainty associated with the gravimetric values reported on this certificate is ±0.24%. The CRM Uncertainty calculated for this product is ±6%. These values are the expanded uncertainty and represent an estimated standard deviation equal to the positive square root of the total variation of the uncertainty of components. A normal distribution is assumed and a coverage factor of K=2 is chosen using approximately a 95% confidence level.
3. A product with a suffix (-1A, -2B, etc. or -01, -02, etc.) on its lot# has had its expiration date extended and is identical to the same lot# without the suffix.

For use in routine laboratory analysis.

Certified by: R. Cooper
Russ Cooper, QC Manager

AccuStandard is accredited to ISO Guide 34, ISO/IEC 17025 and certified to ISO 9001

OR-ORG/INO-001
Rev. 7/11

ULTRA SCIENTIFIC
Analytical Solutions

Certificate of Analysis

Recd 7/6/12

BTEX in Gasoline

Product Number: BTX-3000 **Page:** 1 of 1

Lot Number: S-0681W **Lot Issue Date:** Sep-2010 **Expiration Date:** Oct-2013

This Certified Reference Material (RM) was manufactured and verified in accordance with ULTRA's ISO 9001 registered quality system, and the analyte concentrations were verified by our ISO 17025 accredited laboratory. The true value and uncertainty value at the 95% confidence level for each analyte, determined gravimetrically, is listed below.

Analyte	CAS#	Analyte Lot	True Value
tert-butylmethyl ether	001634-04-4	100	108511 ± 543 µg/mL
benzene	000071-43-2	100	5456 ± 27 µg/mL
toluene	000108-88-3	100	23472 ± 117 µg/mL
ethylbenzene	000100-41-4	100	7802 ± 39 µg/mL
o-xylene	000095-47-6	100	9803 ± 49 µg/mL
m/p-xylenes	001330-20-7	100	23364 ± 117 µg/mL
isopropylbenzene	000098-82-8	100	830.1 ± 4.2 µg/mL
naphthalene	000091-20-3	100	1904 ± 10 µg/mL

Matrix: gasoline

Storage: Store at Room Temperature (18-25° C)

ULTRA uses balances calibrated with weights traceable to NIST in compliance with ANSI/NCSL Z-540-1 and ISO 9001, and calibrated Class A glassware in the manufacturing of these standards.

ACCREDITED

ISO 17025:2005 Accredited A2LA Cert. No. 0851-01

ISO 9001:2008 Registered TUV USA, Inc. Cert. No. 00-1000

250 Smith Street, North Kingstown, RI 02852 USA
401-294-9400 Fax: 295-2330
www.ultrasci.com

William J. Leary
Quality Assurance Manager

Surrogate

ULTRA SCIENTIFIC
Analytical Solutions

Certificate of Analysis

alpha,alpha,alpha-Trifluorotoluene Solution

Recvd 11/10/14

Product Number: STS-220N **Page:** 1 of 1

Lot Number: CE-1903A **Lot Issue Date:** 28-Jun-2011 **Expiration Date:** 31-Jul-2014

This Certified Reference Material (RM) was manufactured and verified in accordance with ULTRA's ISO 9001 registered quality system, and the analyte concentrations were verified by our ISO 17025 accredited laboratory. The true value and uncertainty value at the 95% confidence level for each analyte, determined gravimetrically, is listed below.

Analyte	CAS#	Analyte Lot	True Value
a,a,a-trifluorotoluene	000098-08-8	TS 11520AS	2010 ± 10 µg/mL

Matrix: methanol (methyl alcohol)

Storage: Store at < 4° C

ULTRA uses balances calibrated with weights traceable to NIST in compliance with ANSI/NCSL Z-540-1 and ISO 9001, and calibrated Class A glassware in the manufacturing of these standards.

A2LA ACCREDITED
ISO 17025:2005 Accredited A2LA Cert. No. 0851-01

ISO 9001:2008 Registered TUV USA, Inc. Cert. No. 09-1009

250 Smith Street, North Kingstown, RI 02852 USA
401-294-9400 Fax: 295-2330
wwww.ultrasci.com

William J. Leary
Quality Assurance Manager

3/15/11
TS

RESTEK

Certificate of Analysis

110 Benner Circle
Bellefonte, PA 16823-8812
Tel: (800)356-1688
Fax: (814)353-1309

FOR LABORATORY USE ONLY-READ MSDS PRIOR TO USE.

Catalog No. : 30006 **Lot No.:** A076449

Description : VOA Calibration Mix #1

Expiration Date[1]: November 2013 **Storage:** Freezer

Elution Order	Compound	CAS #	Percent Purity [2]	Concentration [3] (weight/volume)	% Uncertainty [4] (95% C.L.; K=2)
1	Acetone	67-64-1	99%	5,000.000 ug/ml	+/-0.58 %
2	2-Butanone (MEK)	78-93-3	99%	5,000.000 ug/ml	+/-0.58 %
3	4-Methyl-2-pentanone (MIBK)	108-10-1	99%	5,000.000 ug/ml	+/-0.58 %
4	2-Hexanone	591-78-6	99%	5,000.000 ug/ml	+/-0.58 %
Solvent:	P&T Methanol/Water (90:10)	67-56-1/7732-18-5	99%		

Column:
105m x .53mm x 3.0um
Rtx-502.2 (cat.#10910)

Carrier Gas:
hydrogen-constant pressure 11.0 psi.

Temp. Program:
40°C (hold 2 min.) to 240°C
@ 8°C/min. (hold 5 min.)

Inj. Temp:
200°C

Det. Temp:
250°C

Det. Type:
FID

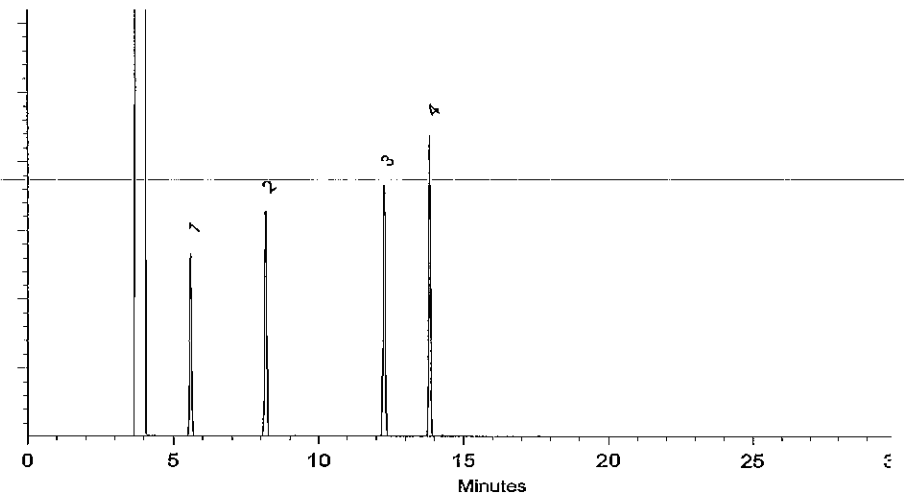

Sara Eyster QA Analyst

Date Passed: 25-Aug-2010 **Balance:** 1128353505

Manufactured under Restek's ISO 9001:2008 Registered Quality System Certificate #FM 80397

1 Expiration date of the unopened ampule stored at the recommended storage condition.

2A Purity is determined by one or more of the following techniques: GC/FID, HPLC, GC/ECD, GC/MS. Value is rounded to the nearest whole number. Chemical identity is confirmed using GC/MS. See data pack or contact provider for further details.

2B Compounds with a listed purity of less than 99% have been weight corrected to compensate for impurities.

2C The following types of compounds will have a listed purity of less than 99%: Aldehyde/Ketone-DNPH compounds, Bromides, Chlorides, HCL salts, HBR salts, sulfates, hydrates, and other compounds as necessary. The listed purity is a correction factor that is equivalent to the percentage of parent compound in the molecule. This correction factor is used to calculate the amount of compound necessary to achieve the desired concentration of the parent compound in solution. The concentration listed on the certificate is the concentration of the parent compound in the solution.

2D Purity of isomeric compounds is reported as the sum of the isomers. Value is rounded to the nearest whole number after summation.

3 Based upon gravimetric preparation with balance calibration verified using NIST traceable weights (seven mass levels) and/or class A glassware used for dilutions.

4 Uncertainties determined using data for balances and glassware from measurement systems analysis methodology, raw material purity, and, when significant, equipment tolerances or calibration results.

Certificate of Analysis

8/23/12
TS

DESCRIPTION: Volatile Organic Compounds Mix 6

CATALOG NO.: 48799-U MFG DATE: Mar-2012

LOT NO.: LB91213 EXPIRATION DATE: Jun-2013

SOLVENT: METHANOL

ANALYTE (1)	CAS NUMBER	PERCENT PURITY(2)	WEIGHT(3) CONCENTRATION	ANALYTICAL(4) CONCENTRATION		STD DEV	SUPELCO LOT NO
BROMOMETHANE	74-83-9	99.9 (a)	2000	2041	+/-	35.1	LB68220
CHLOROETHANE	75-00-3	99.9 (a)	2000	2079	+/-	46.9	LB55667
CHLOROMETHANE	74-87-3	99.9	2000	2116	+/-	61.9	LB64986
DICHLORODIFLUOROMETHANE	75-71-8	99.9 (a)	2000	2044	+/-	88.1	LB68837
TRICHLOROFLUOROMETHANE	75-69-4	99.9 (a)	2000	2088	+/-	44.9	LA91320
VINYL CHLORIDE	75-01-4	99.9 (a)	2000	2141	+/-	45.7	LB89571

(1) Listed in alphabetical order.

(2) Determined by capillary GC-FID, unless otherwise noted.
a) GC; detector HALL

(3) NIST traceable weights are used to verify balance calibration with the preparation of each lot. Concentration of analyte in solution is ug/ml +/- 0.5%, uncertainty based upon balance and Class A volumetric glassware. Weights are corrected for analytes less than 98% pure.

(4) Determined by chromatographic analysis against an independently prepared reference lot. Mean of replicate injections.

Elwood Doughty
Quality Control Supervisor

SUPELCO Analytical
595 North Harrison Road
Bellefonte, PA 16823-0048 USA
Phone (814) 359-3441

Certificate of Analysis

8/23/12
TS

DESCRIPTION: Volatile Organic Compounds Mix 6

CATALOG NO.: 48799-U MFG DATE: Mar-2012

LOT NO.: LB91213 EXPIRATION DATE: Jun-2013

SOLVENT: METHANOL

ANALYTE (1)	CAS NUMBER	PERCENT PURITY(2)	WEIGHT(3) CONCENTRATION	ANALYTICAL(4) CONCENTRATION		STD DEV	SUPELCO LOT NO
BROMOMETHANE	74-83-9	99.9 (a)	2000	2041	+/-	35.1	LB68220
CHLOROETHANE	75-00-3	99.9 (a)	2000	2079	+/-	46.9	LB55667
CHLOROMETHANE	74-87-3	99.9	2000	2116	+/-	61.9	LB64986
DICHLORODIFLUOROMETHANE	75-71-8	99.9 (a)	2000	2044	+/-	88.1	LB68837
TRICHLOROFLUOROMETHANE	75-69-4	99.9 (a)	2000	2088	+/-	44.9	LA91320
VINYL CHLORIDE	75-01-4	99.9 (a)	2000	2141	+/-	45.7	LB89571

(1) Listed in alphabetical order.

(2) Determined by capillary GC-FID, unless otherwise noted.
a) GC; detector HALL

(3) NIST traceable weights are used to verify balance calibration with the preparation of each lot. Concentration of analyte in solution is ug/ml +/- 0.5%, uncertainty based upon balance and Class A volumetric glassware. Weights are corrected for analytes less than 98% pure.

(4) Determined by chromatographic analysis against an independently prepared reference lot. Mean of replicate injections.

Elwood Doughty
Quality Control Supervisor

SUPELCO Analytical
595 North Harrison Road
Bellefonte, PA 16823-0048 USA
Phone (814) 359-3441

RESTEK

11/23/14
FS

110 Benner Circle
Bellefonte, PA 16823-8812
Tel: (800)356-1688
Fax: (814)353-1309

www.Restek.com

Certificate of Analysis

FOR LABORATORY USE ONLY-READ MSDS PRIOR TO USE.

Catalog No. : 556005 **Lot No.:** A085142

Description : Custom Volatiles Mix 2

Container Size : [5] 2 mL **Pkg Amt:** [5] > 1 mL

Expiration Date : [1] May 2013 **Storage:** 0°C or colder

Elution Order	Compound	CAS #	Percent Purity [2]	Grav. Conc. (weight/volume) [3]	Grav.Uncert. (95% C.L.; K=2) [4]
1	1,1,2-Trichlorotrifluoroethane (CFC-113)	76-13-1	97%	2,500.2 ug/mL	+/- 14.6724 ug/mL
2	1,1-dichloroethene	75-35-4	99%	2,500.0 ug/mL	+/- 17.8402 ug/mL
3	Methyl acetate	79-20-9	99%	2,500.0 ug/mL	+/- 14.6714 ug/mL
4	Carbon disulfide	75-15-0	99%	2,500.0 ug/mL	+/- 14.6714 ug/mL
5	Methylene chloride (dichloromethane)	75-09-2	99%	2,500.0 ug/mL	+/- 17.8402 ug/mL
6	Methyl-tert-butyl ether (MTBE)	1634-04-4	99%	2,500.0 ug/mL	+/- 14.6714 ug/mL
7	cis-1,2-Dichloroethene	156-59-2	99%	2,500.0 ug/mL	+/- 14.6714 ug/mL
8	n-Hexane (C6)	110-54-3	99%	2,500.0 ug/mL	+/- 14.6714 ug/mL
9	1,1-Dichloroethane	75-34-3	98%	2,500.0 ug/mL	+/- 17.8401 ug/mL
10	trans-1,2-Dichloroethene	156-60-5	99%	2,500.0 ug/mL	+/- 17.8402 ug/mL
11	chloroform	67-66-3	99%	2,500.0 ug/mL	+/- 17.8402 ug/mL
12	1,1,1-trichloroethane	71-55-6	99%	2,500.0 ug/mL	+/- 17.8402 ug/mL
13	Cyclohexane	110-82-7	99%	2,500.0 ug/mL	+/- 14.6714 ug/mL
14	carbon tetracbloride	56-23-5	99%	2,500.0 ug/mL	+/- 17.8402 ug/mL
15	1,2-Dichloroethane	107-06-2	99%	2,500.0 ug/mL	+/- 17.8402 ug/mL
16	Benzene	71-43-2	99%	2,500.0 ug/mL	+/- 14.6714 ug/mL
17	Trichloroethene	79-01-6	99%	2,500.0 ug/mL	+/- 17.8402 ug/mL
18	Methylcyclohexane	108-87-2	99%	2,500.0 ug/mL	+/- 14.6714 ug/mL
19	1,2-Dichloropropane	78-87-5	99%	2,500.0 ug/mL	+/- 17.8402 ug/mL
20	bromodichloromethane	75-27-4	98%	2,500.0 ug/mL	+/- 17.8401 ug/mL
21	cis-1,3-Dichloropropene	10061-01-5	97%	2,500.0 ug/mL	+/- 17.8401 ug/mL
22	Toluene	108-88-3	99%	2,500.0 ug/mL	+/- 14.6714 ug/mL
23	trans-1,3-Dichloropropene	10061-02-6	99%	2,500.0 ug/mL	+/- 17.8402 ug/mL
24	1,1,2-Trichloroethane	79-00-5	98%	2,500.0 ug/mL	+/- 17.8401 ug/mL
25	Tetrachloroethene	127-18-4	99%	2,500.0 ug/mL	+/- 17.8402 ug/mL
26	dibromochloromethane	124-48-1	99%	2,500.0 ug/mL	+/- 17.8402 ug/mL
27	1,2-Dibromoethane (EDB)	106-93-4	99%	2,500.0 ug/mL	+/- 14.6714 ug/mL
28	Chlorobenzene	108-90-7	99%	2,500.0 ug/mL	+/- 17.8402 ug/mL
29	Ethylbenzene	100-41-4	99%	2,500.0 ug/mL	+/- 14.6714 ug/mL
30	m-Xylene	108-38-3	99%	2,500.0 ug/mL	+/- 14.6714 ug/mL
31	p-Xylene	106-42-3	99%	2,500.0 ug/mL	+/- 14.6714 ug/mL
32	o-Xylene	95-47-6	99%	2,500.0 ug/mL	+/- 14.6714 ug/mL
33	Styrene	100-42-5	99%	2,500.0 ug/mL	+/- 14.6714 ug/mL

11/22/11
TS

RESTEK

110 Benner Circle
Bellefonte, PA 16823-8812
Tel: (800)356-1688
Fax: (814)353-1309

www.Restek.com

Certificate of Analysis

FOR LABORATORY USE ONLY-READ MSDS PRIOR TO USE.

Catalog No. : 563136 **Lot No.:** A085140

Description : Custom Revised Supplemental Spike Mix

Container Size : [5] 2 mL **Pkg Amt:** [5] > 1 mL

Expiration Date : [1] November 2016 **Storage:** 0°C or colder

Elution Order	Compound	CAS #	Percent Purity [2]	Grav. Conc. (weight/volume) [3]	Grav.Uncert. (95% C.L.; K=2) [4]
1	Diethyl ether (ethyl ether)	60-29-7	98%	2,500.2 ug/mL	+/- 14.6724 ug/mL
2	tert-Butanol (TBA)	75-65-0	99%	50,001.6 ug/mL	+/- 292.755 ug/mL
3	Iodomethane (methyl iodide)	74-88-4	99%	2,500.0 ug/mL	+/- 14.6714 ug/mL
4	Diisopropyl ether (DIPE)	108-20-3	99%	2,500.4 ug/mL	+/- 14.6737 ug/mL
5	2,2-Dichloropropane	594-20-7	99%	2,500.0 ug/mL	+/- 14.6714 ug/mL
6	Isobutanol (2-Methyl-1-propanol)	78-83-1	99%	125,004.4 ug/mL	+/- 731.89 ug/mL
7	Bromochloromethane	74-97-5	99%	2,500.0 ug/mL	+/- 14.6714 ug/mL
8	Tetrahydrofuran	109-99-9	99%	2,500.0 ug/mL	+/- 14.6714 ug/mL
9	1,1-Dichloropropene	563-58-6	99%	2,500.0 ug/mL	+/- 14.6714 ug/mL
10	Dibromomethane	74-95-3	98%	2,500.2 ug/mL	+/- 14.6724 ug/mL
11	1,3-Dichloropropane	142-28-9	99%	2,500.0 ug/mL	+/- 14.6714 ug/mL
12	1,1,1,2-Tetrachloroethane	630-20-6	99%	2,500.0 ug/mL	+/- 14.6714 ug/mL
13	1,2,3-Trichloropropane	96-18-4	99%	2,500.0 ug/mL	+/- 14.6714 ug/mL
14	trans-1,4-dichloro-2-butene	110-57-6	98%	5,008.2 ug/mL	+/- 29.3241 ug/mL
15	n-Propylbenzene	103-65-1	99%	2,500.0 ug/mL	+/- 14.6714 ug/mL
16	Bromobenzene	108-86-1	99%	2,500.0 ug/mL	+/- 14.6714 ug/mL
17	1,3,5-Trimethylbenzene	108-67-8	99%	2,500.0 ug/mL	+/- 14.6714 ug/mL
18	2-Chlorotoluene	95-49-8	99%	2,501.2 ug/mL	+/- 14.6784 ug/mL
19	4-Chlorotoluene	106-43-4	99%	2,500.0 ug/mL	+/- 14.6714 ug/mL
20	tert-Butylbenzene	98-06-6	99%	2,500.0 ug/mL	+/- 14.6714 ug/mL
21	1,2,4-Trimethylbenzene	95-63-6	99%	2,500.4 ug/mL	+/- 14.6737 ug/mL
22	sec-Butylbenzene	135-98-8	99%	2,500.0 ug/mL	+/- 14.6714 ug/mL
23	4-Isopropyltoluene (p-Cymene)	99-87-6	99%	2,500.0 ug/mL	+/- 14.6714 ug/mL
24	1,2,3-Trimethylbenzene	526-73-8	99%	2,500.0 ug/mL	+/- 14.6714 ug/mL
25	n-Butylbenzene	104-51-8	99%	2,500.0 ug/mL	+/- 14.6714 ug/mL
26	Hexachlorobutadiene	87-68-3	98%	2,500.2 ug/mL	+/- 14.6724 ug/mL
27	Naphthalene	91-20-3	99%	2,500.0 ug/mL	+/- 14.6714 ug/mL
28	1,2,3-Trichlorobenzene	87-61-6	99%	2,500.4 ng/mL	+/- 14.6737 ug/mL

Certificate of Analysis

Rec'd 9/27/12 TB

DESCRIPTION: 8260 Ketones Mix

CATALOG NO.: 861149 MFG DATE: Jun-2011

LOT NO.: LB85301 EXPIRATION DATE: Nov-2013

SOLVENT: METHANOL:WATER (30:70)

ANALYTE (1)	CAS NUMBER	PERCENT PURITY(2)	WEIGHT(3) CONCENTRATION	ANALYTICAL(4) CONCENTRATION		STD DEV	SUPELCO LOT NO
ACETONE	67-64-1	99.9	2000	1891	+/-	75.1	LB60265
CYCLOHEXANONE	108-94-1	99.5	20002	18806	+/-	673.6	LB67851
2-BUTANONE	78-93-3	99.9	2001	1888	+/-	78.2	LB38154
2-HEXANONE	591-78-6	99.9	2001	1877	+/-	70.9	LB57500
4-METHYL-2-PENTANONE	108-10-1	99.9	2001	1910	+/-	71.4	LB80301

(1) Listed in alphabetical order.
(2) Determined by capillary GC-FID, unless otherwise noted.
(3) NIST traceable weights are used to verify balance calibration with the preparation of each lot. Concentration of analyte in solution is ug/ml +/- 0.5%, uncertainty based upon balance and Class A volumetric glassware. Weights are corrected for analytes less than 98% pure.
(4) Determined by chromatographic analysis against an independently prepared reference lot. Mean of replicate injections.

Elwood Doughty
Quality Control Supervisor

SUPELCO Analytical
595 North Harrison Road
Bellefonte, PA 16823-0048 USA
Phone (814) 359-3441

Certificate of Analysis

RECD
11-26-12

DESCRIPTION: 8260 Ketones Mix

CATALOG NO.: 861149 MFG DATE: Nov-2012

LOT NO.: LB96725 EXPIRATION DATE: Apr-2015

SOLVENT: METHANOL:WATER (30:70)

ANALYTE (1)	CAS NUMBER	PERCENT PURITY(2)	WEIGHT(3) CONCENTRATION	ANALYTICAL(4) CONCENTRATION	STD DEV	SUPELCO LOT NO
ACETONE	67-64-1	99.8	2000	1884	+/- 14.5	LB79319
CYCLOHEXANONE	108-94-1	99.9	20000	19687	+/- 124.1	LB86837
2-BUTANONE	78-93-3	99.9	2000	1890	+/- 11.6	LB38154
2-HEXANONE	591-78-6	99.9	2000	1908	+/- 14.6	LB82424
4-METHYL-2-PENTANONE	108-10-1	99.9	2000	1886	+/- 14.9	LB88392

(1) Listed in alphabetical order.
(2) Determined by capillary GC-FID, unless otherwise noted.
(3) NIST traceable weights are used to verify balance calibration with the preparation of each lot. Concentration of analyte in solution is ug/ml +/- 0.5%, uncertainty based upon balance and Class A volumetric glassware. Weights are corrected for analytes less than 98% pure.
(4) Determined by chromatographic analysis against an independently prepared reference lot. Mean of replicate injections.

Duane Funk

Duane Funk
Quality Manager

SUPELCO Analytical
595 North Harrison Road
Bellefonte, PA 16823-0048 USA
Phone (814) 359-3441

ULTRA SCIENTIFIC
Analytical Solutions

Certificate of Analysis

Rec: 1/31/13

Custom Standard

Product Number: CUS-5013 **Page:** 1 of 1

Lot Number: CK-0277 **Lot Issue Date:** 29-Jan-2013 **Expiration Date:** 31-May-2013

This certified Reference Material (RM) was manufactured and verified in accordance with ULTRA Scientific's ISO 9001 registered quality system. A review of the gravimetric preparation data by our ISO 17025 accredited laboratory serves to verify the concentration of each analyte. The true value and uncertainty value at the 95% confidence level for each analyte, determined gravimetrically, is listed below.

Analyte	CAS#	Analyte Lot	True Value
vinyl acetate	000108-05-4	RM04478	2511 ± 13 µg/mL
methyl acetate	000079-20-9	NT02091	2511 ± 13 µg/mL

Matrix: methanol (methyl alcohol)

Storage: Store at < 4° C

VMCU5013-00009

ULTRA uses balances calibrated with weights traceable to NIST in compliance with ANSI/NCSL Z-540-1 and ISO 9001, and calibrated Class A glassware in the manufacturing of these standards.

A2LA ACCREDITED
ISO 17025:2005 Accredited A2LA Cert. No. 0851-01

ISO 9001:2008 Registered TUV USA, Inc. Cert. No. 09-1009

250 Smith Street, North Kingstown, RI 02852 USA
401-294-9400 Fax: 295-2330
wwww.ultrasci.com

William J. Leary
Quality Assurance Manager

Certificate of Analysis

12/13/12
TS

ULTRA SCIENTIFIC
Analytical Solutions

Custom Standard

Product Number: CUS-7814 **Page:** 1 of 4

Lot Number: CJ-4366 **Lot Issue Date:** 10-Dec-2012 **Expiration Date:** 31-Jan-2015

This certified Reference Material (RM) was manufactured and verified in accordance with ULTRA Scientific's ISO 9001 registered quality system. A review of the gravimetric preparation data by our ISO 17025 accredited laboratory serves to verify the concentration of each analyte. The true value and uncertainty value at the 95% confidence level for each analyte, determined gravimetrically, is listed below.

Analyte	CAS#	Analyte Lot	True Value
1,1,2-trichlorotrifluoroethane	000076-13-1	RM04487	50.2 ± 0.3 µg/mL
methyl iodide	000074-88-4	RM04128	50.2 ± 0.3 µg/mL
carbon disulfide	000075-15-0	RM04258	50.2 ± 0.3 µg/mL
methylene chloride	000075-09-2	RM01647	50.2 ± 0.3 µg/mL
tert-butanol	000075-65-0	RM00555	1004 ± 5 µg/mL
1,1-dichloroethene	000075-35-4	RM01356	50.2 ± 0.3 µg/mL
1,1-dichloroethane	000075-34-3	RM00019	50.2 ± 0.3 µg/mL
trans-1,2-dichloroethene	000156-60-5	01306HD	50.2 ± 0.3 µg/mL
MTBE	001634-04-4	RM05302	50.2 ± 0.3 µg/mL
n-hexane	000110-54-3	NT00436	50.2 ± 0.3 µg/mL
cis-1,2-dichloroethene	000156-59-2	RM01500	50.2 ± 0.3 µg/mL
tetrahydrofuran	000109-99-9	RM05587	50.2 ± 0.3 µg/mL
chloroform	000067-66-3	RM01693	50.2 ± 0.3 µg/mL
1,2-dichloroethane	000107-06-2	RM02111	50.2 ± 0.3 µg/mL
dibromomethane	000074-95-3	RM02090	50.2 ± 0.3 µg/mL
1,4-dioxane	000123-91-1	RM02104	2503 ± 13 µg/mL
1,1,1-trichloroethane	000071-55-6	RM00027	50.2 ± 0.3 µg/mL
carbon tetrachloride	000056-23-5	RM00012	50.2 ± 0.3 µg/mL
bromodichloromethane	000075-27-4	10529HD	50.2 ± 0.3 µg/mL

ULTRA uses balances calibrated with weights traceable to NIST in compliance with ANSI/NCSL Z-540-1 and ISO 9001, and calibrated Class A glassware in the manufacturing of these standards.

A2LA ACCREDITED
ISO 17025:2005 Accredited A2LA Cert. No. 0851-01
ISO 9001:2008 Registered TUV USA, Inc. Cert. No. 09-1009

250 Smith Street, North Kingstown, RI 02852 USA
401-294-9400 Fax: 295-2330
wwww.ultrasci.com

William J. Leary
Quality Assurance Manager

Certificate of Analysis

ULTRA SCIENTIFIC
Analytical Solutions

Custom Standard

Product Number: CUS-7814 **Page:** 2 of 4

Lot Number: CJ-4366 **Lot Issue Date:** 10-Dec-2012 **Expiration Date:** 31-Jan-2015

This certified Reference Material (RM) was manufactured and verified in accordance with ULTRA Scientific's ISO 9001 registered quality system. A review of the gravimetric preparation data by our ISO 17025 accredited laboratory serves to verify the concentration of each analyte. The true value and uncertainty value at the 95% confidence level for each analyte, determined gravimetrically, is listed below.

1,2-dichloropropane	000078-87-5	RM02091	50.2 ± 0.3 µg/mL
cis-1,3-dichloropropene	010061-01-5	RM01442	50.2 ± 0.3 µg/mL
trichloroethene	000079-01-6	RM00029	50.2 ± 0.3 µg/mL
dibromochloromethane	000124-48-1	07705AN	50.2 ± 0.3 µg/mL
1,2-dibromoethane	000106-93-4	RM00018	50.2 ± 0.3 µg/mL
1,2,3-trichloropropane	000096-18-4	RM02562	50.2 ± 0.3 µg/mL
1,1,2-trichloroethane	000079-00-5	RM02575	50.2 ± 0.3 µg/mL
benzene	000071-43-2	RM03830	50.2 ± 0.3 µg/mL
ethyl methacrylate	000097-63-2	RM04592	50.2 ± 0.3 µg/mL
trans-1,3-dichloropropene	010061-02-6	RM01443	50.2 ± 0.3 µg/mL
bromoform	000075-25-2	RM01801	50.2 ± 0.3 µg/mL
tetrachloroethene	000127-18-4	RM00026	50.2 ± 0.3 µg/mL
toluene	000108-88-3	RM02555	50.2 ± 0.3 µg/mL
1,1,2,2-tetrachloroethane	000079-34-5	RM02540	50.2 ± 0.3 µg/mL
chlorobenzene	000108-90-7	RM01874	50.2 ± 0.3 µg/mL
ethylbenzene	000100-41-4	RM00783	50.2 ± 0.3 µg/mL
styrene	000100-42-5	LR-11228MQ	50.2 ± 0.3 µg/mL
trans-1,4-dichloro-2-butene	000110-57-6	RM04930	50.2 ± 0.3 µg/mL
m-xylene	000108-38-3	RM00053	50.2 ± 0.3 µg/mL

ULTRA uses balances calibrated with weights traceable to NIST in compliance with ANSI/NCSL Z-540-1 and ISO 9001, and calibrated Class A glassware in the manufacturing of these standards.

A2LA ACCREDITED
ISO 17025:2005 Accredited A2LA Cert. No. 0851-01
ISO 9001:2008 Registered TUV USA, Inc. Cert. No. 09-1009

250 Smith Street, North Kingstown, RI 02852 USA
401-294-9400 Fax: 295-2330
wwww.ultrasci.com

William J. Leary
Quality Assurance Manager

Certificate of Analysis

ULTRA SCIENTIFIC
Analytical Solutions

Custom Standard

Product Number: CUS-7814 **Page:** 3 of 4

Lot Number: CJ-4366 **Lot Issue Date:** 10-Dec-2012 **Expiration Date:** 31-Jan-2015

This certified Reference Material (RM) was manufactured and verified in accordance with ULTRA Scientific's ISO 9001 registered quality system. A review of the gravimetric preparation data by our ISO 17025 accredited laboratory serves to verify the concentration of each analyte. The true value and uncertainty value at the 95% confidence level for each analyte, determined gravimetrically, is listed below.

p-xylene	000106-42-3	RM02647	50.2 ± 0.3 µg/mL
o-xylene	000095-47-6	RM00052	50.2 ± 0.3 µg/mL
1,3-dichlorobenzene	000541-73-1	RM00061	50.2 ± 0.3 µg/mL
1,4-dichlorobenzene	000106-46-7	RM01501	50.2 ± 0.3 µg/mL
1,2-dichlorobenzene	000095-50-1	RM00060	50.2 ± 0.3 µg/mL
bromochloromethane	000074-97-5	RM00009	50.2 ± 0.3 µg/mL
bromobenzene	000108-86-1	RM00056	50.2 ± 0.3 µg/mL
isopropylbenzene	000098-82-8	RM02285	50.2 ± 0.3 µg/mL
n-propylbenzene	000103-65-1	RM02468	50.2 ± 0.3 µg/mL
n-butylbenzene	000104-51-8	RM01802	50.2 ± 0.3 µg/mL
sec-butylbenzene	000135-98-8	RM01800	50.2 ± 0.3 µg/mL
tert-butylbenzene	000098-06-6	RM01814	50.2 ± 0.3 µg/mL
1,2,4-trimethylbenzene	000095-63-6	RM00050	50.2 ± 0.3 µg/mL
1,3,5-trimethylbenzene	000108-67-8	RM02563	50.2 ± 0.3 µg/mL
1,2,3-trichlorobenzene	000087-61-6	RM02563	50.2 ± 0.3 µg/mL
1,2,4-trichlorobenzene	000120-82-1	RM00063	50.2 ± 0.3 µg/mL
1,1-dichloropropene	000563-58-6	RM01234	50.2 ± 0.3 µg/mL
1,3-dichloropropane	000142-28-9	RM02080	50.2 ± 0.3 µg/mL
2,2-dichloropropane	000594-20-7	01104EE	50.2 ± 0.3 µg/mL

ULTRA uses balances calibrated with weights traceable to NIST in compliance with ANSI/NCSL Z-540-1 and ISO 9001, and calibrated Class A glassware in the manufacturing of these standards.

A2LA ACCREDITED
ISO 17025:2005 Accredited A2LA Cert. No. 0851-01
ISO 9001:2008 Registered TUV USA, Inc. Cert. No. 09-1009

250 Smith Street, North Kingstown, RI 02852 USA
401-294-9400 Fax: 295-2330
wwww.ultrasci.com

William J. Leary
Quality Assurance Manager

Certificate of Analysis

ULTRA SCIENTIFIC
Analytical Solutions

Custom Standard

Product Number: CUS-7814 **Page:** 4 of 4

Lot Number: CJ-4366 **Lot Issue Date:** 10-Dec-2012 **Expiration Date:** 31-Jan-2015

This certified Reference Material (RM) was manufactured and verified in accordance with ULTRA Scientific's ISO 9001 registered quality system. A review of the gravimetric preparation data by our ISO 17025 accredited laboratory serves to verify the concentration of each analyte. The true value and uncertainty value at the 95% confidence level for each analyte, determined gravimetrically, is listed below.

2-chlorotoluene	000095-49-8	NT00290	50.2 ± 0.3 µg/mL
4-chlorotoluene	000106-43-4	RM01866	50.2 ± 0.3 µg/mL
4-isopropyltoluene	000099-87-6	RM00046	50.2 ± 0.3 µg/mL
1,2-dibromo-3-chloropropane	000096-12-8	RM02088	50.2 ± 0.3 µg/mL
hexachlorobutadiene	000087-68-3	RM02247	50.1 ± 0.3 µg/mL
1,1,1,2-tetrachloroethane	000630-20-6	RM02567	50.2 ± 0.3 µg/mL
naphthalene	000091-20-3	RM02406	50.2 ± 0.3 µg/mL
methyl acetate	000079-20-9	NT02091	50.2 ± 0.3 µg/mL
methylcyclohexane	000108-87-2	RM04641	50.2 ± 0.3 µg/mL
cyclohexane	000110-82-7	RM01880	50.2 ± 0.3 µg/mL
1,3,5-trichlorobenzene	000108-70-3	RM02554	50.2 ± 0.3 µg/mL

Matrix: methanol (methyl alcohol)

Storage: Store at < 4° C

ULTRA uses balances calibrated with weights traceable to NIST in compliance with ANSI/NCSL Z-540-1 and ISO 9001, and calibrated Class A glassware in the manufacturing of these standards.

ACCREDITED
ISO 17025:2005 Accredited A2LA Cert. No. 0861-01
ISO 9001:2008 Registered TUV USA, Inc. Cert. No. 09-1009

250 Smith Street, North Kingstown, RI 02852 USA
401-294-9400 Fax: 295-2330
wwww.ultrasci.com

William J. Leary
Quality Assurance Manager

Certificate of Analysis

Rec: 1/29/13

ULTRA SCIENTIFIC
Analytical Solutions

Custom Standard

Product Number: CUS-8634 **Page:** 1 of 1

Lot Number: CK-0228 **Lot Issue Date:** 24-Jan-2013 **Expiration Date:** 31-May-2013

This certified Reference Material (RM) was manufactured and verified in accordance with ULTRA Scientific's ISO 9001 registered quality system. A review of the gravimetric preparation data by our ISO 17025 accredited laboratory serves to verify the concentration of each analyte. The true value and uncertainty value at the 95% confidence level for each analyte, determined gravimetrically, is listed below.

Analyte	CAS#	Analyte Lot	True Value
acrylonitrile	000107-13-1	RM05172	5023 ± 25 µg/mL
acetonitrile	000075-05-8	RM01645	25123 ± 126 µg/mL
acrolein	000107-02-8	RM04210	25123 ± 126 µg/mL

Matrix: methanol (methyl alcohol)

Storage: Store at < 4° C

VMCUS 8634_ 00008

ULTRA uses balances calibrated with weights traceable to NIST in compliance with ANSI/NCSL Z-540-1 and ISO 9001, and calibrated Class A glassware in the manufacturing of these standards.

A2LA ACCREDITED
ISO 17025:2005 Accredited A2LA Cert. No. 0851-01

ISO 9001:2008 Registered TUV USA, Inc. Cert. No. 09-1009

250 Smith Street, North Kingstown, RI 02852 USA
401-294-9400 Fax: 295-2330
wwww.ultrasci.com

William J. Leary
Quality Assurance Manager

Certificate of Analysis

6/11/12
TB

ULTRA SCIENTIFIC
Analytical Solutions

VOC Gas Mixture

Product Number: DWM-544 **Page:** 1 of 1

Lot Number: CJ-1658 **Lot Issue Date:** 09-May-2012 **Expiration Date:** 30-Jun-2015

This certified Reference Material (RM) was manufactured and verified in accordance with ULTRA's ISO 9001 registered quality system, and the analyte concentrations were verified by our ISO 17025 accredited laboratory. The true value and uncertainty value at the 95% confidence level for each analyte, determined gravimetrically, is listed below.

Analyte	CAS#	Analyte Lot	True Value
bromomethane	000074-83-9	06623AQ	2008 ± 10 µg/mL
chloroethane	000075-00-3	00223KG	2008 ± 10 µg/mL
chloromethane	000074-87-3	07-44048	2008 ± 10 µg/mL
dichlorodifluoromethane	000075-71-8	Q96-67	2007 ± 10 µg/mL
trichlorofluoromethane	000075-69-4	DR-16417BR	2006 ± 10 µg/mL
vinyl chloride	000075-01-4	1201FC10	2008 ± 10 µg/mL

Matrix: methanol (methyl alcohol)

Storage: Store at < 4° C

VM DWM544 00012

ULTRA uses balances calibrated with weights traceable to NIST in compliance with ANSI/NCSL Z-540-1 and ISO 9001, and calibrated Class A glassware in the manufacturing of these standards.

A2LA ACCREDITED
ISO 17025:2005 Accredited A2LA Cert. No. 0851-01

ISO 9001:2008 Registered TUV USA, Inc. Cert. No. 09-1009

250 Smith Street, North Kingstown, RI 02852 USA
401-294-9400 Fax: 295-2330
wwww.ultrasci.com

William J. Leary
Quality Assurance Manager

Certificate of Analysis

12/13/12
TS

ULTRA SCIENTIFIC
Analytical Solutions

2-Chloroethylvinyl Ether Solution

Product Number: EPA-1016 **Page:** 1 of 1

Lot Number: CG-0850A **Lot Issue Date:** 03-May-2012 **Expiration Date:** 30-Jun-2014

This certified Reference Material (RM) was manufactured and verified in accordance with ULTRA's ISO 9001 registered quality system, and the analyte concentrations were verified by our ISO 17025 accredited laboratory. The true value and uncertainty value at the 95% confidence level for each analyte, determined gravimetrically, is listed below.

Analyte	CAS#	Analyte Lot	True Value
2-chloroethylvinyl ether	000110-75-8	04606CJ	5015 ± 25 µg/mL

Matrix: methanol (methyl alcohol)

Storage: Store at < 4° C

ULTRA uses balances calibrated with weights traceable to NIST in compliance with ANSI/NCSL Z-540-1 and ISO 9001, and calibrated Class A glassware in the manufacturing of these standards.

A2LA ACCREDITED
ISO 17025:2005 Accredited A2LA Cert. No. 0651-01

ISO 9001:2008 Registered TUV USA, Inc. Cert. No. 09-1009

250 Smith Street, North Kingstown, RI 02852 USA
401-294-9400 Fax: 295-2330
wwww.ultrasci.com

William J. Leary
Quality Assurance Manager

ULTRA SCIENTIFIC
Analytical Solutions

Certificate of Analysis

RECD 5-15-12

Internal Standard Mixture

Product Number: STM-520 **Page:** 1 of 1

Lot Number: CH-3660 **Lot Issue Date:** 15-Nov-2011 **Expiration Date:** 31-Dec-2014

This Certified Reference Material (RM) was manufactured and verified in accordance with ULTRA's ISO 9001 registered quality system, and the analyte concentrations were verified by our ISO 17025 accredited laboratory. The true value and uncertainty value at the 95% confidence level for each analyte, determined gravimetrically, is listed below.

Analyte	CAS#	Analyte Lot	True Value
chlorobenzene-d5	003114-55-4	RM01430-01	2503 ± 13 µg/mL
1,4-dichlorobenzene-d4	003855-82-1	RM01700-06	2500 ± 13 µg/mL
fluorobenzene	000462-06-6	RM03366-01	2513 ± 13 µg/mL

Matrix: methanol (methyl alcohol)

Storage: Store at < 4° C

VMSTM520_00016

ULTRA uses balances calibrated with weights traceable to NIST in compliance with ANSI/NCSL Z-540-1 and ISO 9001, and calibrated Class A glassware in the manufacturing of these standards.

A2LA ACCREDITED
ISO 17025:2005 Accredited A2LA Cert. No. 0851-01
ISO 9001:2008 Registered TUV USA, Inc. Cert. No. 09-1009

250 Smith Street, North Kingstown, RI 02852 USA
401-294-9400 Fax: 295-2330
wwww.ultrasci.com

William J. Leary
Quality Assurance Manager

Certificate of Analysis

ULTRA SCIENTIFIC
Analytical Solutions

Method 8260 Surrogate Standard Mixture

Product Number: STM-530 **Page:** 1 of 1

Lot Number: CJ-1280 **Lot Issue Date:** 17-Apr-2012 **Expiration Date:** 31-May-2015

This certified Reference Material (RM) was manufactured and verified in accordance with ULTRA's ISO 9001 registered quality system, and the analyte concentrations were verified by our ISO 17025 accredited laboratory. The true value and uncertainty value at the 95% confidence level for each analyte, determined gravimetrically, is listed below.

Analyte	CAS#	Analyte Lot	True Value
4-bromofluorobenzene	000460-00-4	RM03908-	2512 ± 13 µg/mL
dibromofluoromethane	001868-53-7	RM04871-01	2512 ± 13 µg/mL
1,2-dichloroethane-d4	017060-07-0	RM04304-	2512 ± 13 µg/mL
toluene-d8	002037-26-5	RM04138-	2512 ± 13 µg/mL

Matrix: methanol (methyl alcohol)

Storage: Store at < 4° C

ULTRA uses balances calibrated with weights traceable to NIST in compliance with ANSI/NCSL Z-540-1 and ISO 9001, and calibrated Class A glassware in the manufacturing of these standards.

ACCREDITED
ISO 17025:2005 Accredited A2LA Cert. No. 0851-01
ISO 9001:2008 Registered TUV USA, Inc. Cert. No. 09-1009

250 Smith Street, North Kingstown, RI 02852 USA
401-294-9400 Fax: 295-2330
wwww.ultrasci.com

William J. Leary
Quality Assurance Manager

Certificate of Analysis

ULTRA SCIENTIFIC
Analytical Solutions

2/15/13
TS

Method 8260 Surrogate Standard Mixture

Product Number: STM-530 **Page:** 1 of 1

Lot Number: CJ-1280 **Lot Issue Date:** 17-Apr-2012 **Expiration Date:** 31-May-2015

This certified Reference Material (RM) was manufactured and verified in accordance with ULTRA's ISO 9001 registered quality system, and the analyte concentrations were verified by our ISO 17025 accredited laboratory. The true value and uncertainty value at the 95% confidence level for each analyte, determined gravimetrically, is listed below.

Analyte	CAS#	Analyte Lot	True Value
4-bromofluorobenzene	000460-00-4	RM03908-	2512 ± 13 µg/mL
dibromofluoromethane	001868-53-7	RM04871-01	2512 ± 13 µg/mL
1,2-dichloroethane-d4	017060-07-0	RM04304-	2512 ± 13 µg/mL
toluene-d8	002037-26-5	RM04138-	2512 ± 13 µg/mL

Matrix: methanol (methyl alcohol)

Storage: Store at < 4° C

ULTRA uses balances calibrated with weights traceable to NIST in compliance with ANSI/NCSL Z-540-1 and ISO 9001, and calibrated Class A glassware in the manufacturing of these standards.

A2LA ACCREDITED
ISO 17025:2005 Accredited A2LA Cert. No. 0851-01

ISO 9001:2008 Registered TUV USA, Inc. Cert. No. 09-1008

250 Smith Street, North Kingstown, RI 02852 USA
401-294-9400 Fax: 295-2330
wwww.ultrasci.com

William J. Leary
Quality Assurance Manager

INORGANIC VENTURES
300 Technology Drive
Christiansburg, VA 24073 • USA
inorganicventures.com

Rec 31313

CERTIFICATE OF ANALYSIS

tel: 800.669.6799 • 540.585.3030
fax: 540.585.3012
info@inorganicventures.com

765217

1.0 **INORGANIC VENTURES** is an ISO Guide 34 "General Requirements for the Competence of Reference Material Producers" and ISO 9001 registered manufacturer. Our manufacturing laboratory is accredited to ISO/IEC 17025 "General Requirements for the Competence of Testing and Calibration Laboratories."

ACCREDITED Testing Laboratory Certificate 883.01

ACCREDITED Reference Material Producer Certificate 883.02

2.0 **DESCRIPTION OF CRM** **Custom Solution**

Catalog No.: TAPITT-CAL-SPECA-REV

Lot Number: **F2-MEB415031**

Matrix: 3% HNO3(v/v)

2,500 µg/mL ea:
Ca, K, Mg, Na,

1,250 µg/mL ea:
Fe,

25 µg/mL ea:
Al, Mn,

5 µg/mL ea:
Ag, As, Ba, Be, Cd, Co, Cr3, Cu, Ni,
Pb, Se, Sr, Tl, V, Zn

3.0 CERTIFIED VALUES AND UNCERTAINTIES

ELEMENT	CERTIFIED VALUE	ELEMENT	CERTIFIED VALUE	ELEMENT	CERTIFIED VALUE
Aluminum, Al	25.00 ± 0.18 µg/mL	Arsenic, As	5.000 ± 0.032 µg/mL	Barium, Ba	4.999 ± 0.036 µg/mL
Beryllium, Be	5.002 ± 0.036 µg/mL	Cadmium, Cd	5.000 ± 0.032 µg/mL	Calcium, Ca	2,500 ± 16 µg/mL
Chromium+3, Cr3	5.001 ± 0.032 µg/mL	Cobalt, Co	5.003 ± 0.032 µg/mL	Copper, Cu	5.001 ± 0.032 µg/mL
Iron, Fe	1,250 ± 8 µg/mL	Lead, Pb	5.002 ± 0.032 µg/mL	Magnesium, Mg	2,500 ± 16 µg/mL
Manganese, Mn	25.02 ± 0.15 µg/mL	Nickel, Ni	4.999 ± 0.028 µg/mL	Potassium, K	2,500 ± 16 µg/mL
Selenium, Se	5.002 ± 0.028 µg/mL	Silver, Ag	4.999 ± 0.032 µg/mL	Sodium, Na	2,500 ± 16 µg/mL
Strontium, Sr	5.001 ± 0.032 µg/mL	Thallium, Tl	5.002 ± 0.032 µg/mL	Vanadium, V	4.999 ± 0.032 µg/mL
Zinc, Zn	5.001 ± 0.028 µg/mL				

Certified Density: 1.051 g/mL (measured at 20 ± 1° C)

The following equations are used in the calculation of the certified value and the uncertainty. Reported uncertainties represent expanded uncertainties expressed at approximately the 95% confidence level using a coverage factor of k = 2.

Certified Value $(\bar{x}) = \frac{\sum x_i}{n}$

$(\bar{x})$ = mean
x_i = individual results
n = number of measurements

Uncertainty $(\pm) = 2\,[\,\Sigma(s_i)^2\,]^{1/2}$

2 = the coverage factor.
$[\,\Sigma(s_i)^2\,]^{1/2}$ = The square root of the sum of the squares of the most common errors (where 's' stands for the standard deviation) from instrumental measurement, density, NIST SRM uncertainty, weighing, dilution to volume, homogeneity, long term stability and short term stability.

4.0 TRACEBILITY TO NIST AND VALUES OBTAINED BY INDEPENDENT METHODS

· "Property of the result of a measurement or the value of a standard whereby it can be related to stated references, usually national or international standards, through an unbroken chain of comparisons all having stated uncertainties." (ISO VIM, 2nd ed., 1993, definition 6.10)

· This product is Traceable to NIST via an unbroken chain of comparisons. The uncertainties for each certified value are reported, taking into account the SRM uncertainty error and the measurement, weighing and volume dilution errors. In rare cases where no NIST SRMs are available, the term 'in-house std.' is specified.

- The Calculated Value is a value calculated from the weight of a starting material that has been certified directly vs. a NIST SRM/RM. See section 4.2 for balance traceability.

4.1 ASSAY INFORMATION

ELEMENT	METHOD	NIST SRM#	SRM LOT#
Ag	ICP Assay	3151	992212
Ag	Volhard	999b	999b
Al	ICP Assay	3101a	060502
Al	EDTA	928	928
As	Calculated		See Sec. 4.2
As	ICP Assay	3103a	010713
Ba	Gravimetric		See Sec. 4.2
Ba	ICP Assay	3104a	070222
Be	Calculated		See Sec. 4.2
Be	ICP Assay	3105a	892707
Ca	ICP Assay	3109a	050825
Ca	EDTA	928	928
Cd	ICP Assay	3108	060531
Cd	EDTA	928	928
Co	ICP Assay	3113	00630
Co	EDTA	928	928
Cr3	Calculated		See Sec. 4.2
Cr3	ICP Assay	3112a	030730
Cu	ICP Assay	3114	011017
Cu	EDTA	928	928
Fe	ICP Assay	3126a	051031
Fe	EDTA	928	928
K	Gravimetric		See Sec. 4.2
K	ICP Assay	3141a	051220
Mg	ICP Assay	3131a	050302
Mg	EDTA	928	928
Mn	ICP Assay	3132	050429
Mn	EDTA	928	928
Na	Gravimetric		See Sec. 4.2
Na	ICP Assay	3152a	010728
Ni	ICP Assay	3136	000612
Ni	EDTA	928	928
Pb	ICP Assay	3128	030721
Pb	EDTA	928	928
Se	Calculated		See Sec. 4.2
Se	ICP Assay	3149	992106
Sr	ICP Assay	3153a	990906
Sr	EDTA	928	928
Tl	Calculated		See Sec. 4.2
Tl	ICP Assay	3158	993012
V	ICP Assay	3165	992706
V	EDTA	928	928
Zn	ICP Assay	3168a	080123
Zn	EDTA	928	928

4.2 **BALANCE CALIBRATION** - All analytical balances are calibrated yearly by an accredited calibration laboratory and are traceable to a class E 2 analytical weight set with NIST Traceability. All balances are checked daily using an in-house procedure. The weights used for testing are annually compared to master weights and are traceable to the National Institute of Standards and Technology (NIST).

4.3 **THERMOMETER CALIBRATION** - All thermometers are NIST traceable through thermometers that are calibrated by an A2LA accredited calibration laboratory.

4.4 **GLASSWARE CALIBRATION** - An in-house procedure is used to calibrate all Class A glassware used in the manufacturing and quality control of CRM's.

5.0 TRACE METALLIC IMPURITIES (TMI) DETERMINED BY ICP-MS AND ICP-OES IN µg/mL - N/A

6.0 INTENDED USE

For the calibration of analytical instruments including but not limited to the following:
HPLC, IC, TLC, ISE, IR, NMR, UV/VIS, MS, Capillary Electrophoresis, Potentiometry, Wet Chemistry and Voltammetry
For the validation of analytical methods
For the preparation of "working reference samples"
For interference studies and the determination of correction coefficients
For detection limit and linearity studies
For additional intended uses, contact Technical Staff

This CRM was manufactured using 18 megohm doubly deionized water that has been filtered through a 0.2 micron filter.

7.0 INSTRUCTIONS FOR THE CORRECT USE OF THIS REFERENCE MATERIAL

Storage & Handling - Keep **Tightly** sealed when not in use. Store and use at 20 ± 4°C. **Do Not** pipette from the container. **Do Not** return portions removed from pipetting to container.

Element Specific Information - For specific information regarding any element: Contact technical staff.

Uranium Note: If uranium is present in this standard, it is natural abundance unless specified in Section 3.0.

Low Silver Note: This solution contains "LOW" levels of Silver. Please store this entire bottle inside a sealed glass jar.

8.0 HAZARDOUS INFORMATION - Please refer to the enclosed Material Safety Data sheet for information regarding this CRM.

9.0 HOMOGENEITY - This solution was mixed according to an in-house procedure and is guaranteed to be homogeneous.

Inorganic Ventures homogeneity data indicate that the end user should take a minimum sample size of 0.2mL to assure homogeneity.

10.0 QUALITY STANDARD DOCUMENTATION

10.1 **ISO 9001 Quality Management System Registration**
- SAI Global File Number 010105

10.2 **ISO/IEC 17025 "General Requirements for the Competence of Testing and Calibration"**
- Chemical Testing - Accredited A2LA Certificate Number 883.01

10.3 **ISO/IEC Guide 34 "General Requirements for the Competence of Reference Material Producers"**
- Reference Materials Production - Accredited A2LA Certificate Number 883.02

10.4 **10CFR50 Appendix B - Nuclear Regulatory Commission**
- Domestic Licensing of Production and Utilization Facilities

10.5 **10CFR21 - Nuclear Regulatory Commission**
- Reporting Defects and Non-Compliance

11.0 DATE OF CERTIFICATION AND PERIOD OF VALIDITY

11.1 Shelf Life - The period of time during which the concentration of the analyte(s) in a properly packaged, unopened, and unused standard stored under environmentally controlled and monitored conditions will remain within the specified uncertainty range. Shelf life is limited primarily by transpiration (loss of water from the solution) and infrequently, by chemical instability. Transpiration studies of chemically-stable solutions performed at the manufacturer's facility show a CRM shelf-life of twenty one months for solutions packaged in 125-mL low density polyethylene bottles. When stored under special conditions that minimize transpiration and instability, the shelf life can be extended past this limit.

11.2 Expiration Date - The date after which a CRM should not be used. Routine laboratory use of a CRM increases transpiration losses and the chance of contamination which affect the integrity of the CRM and limit its useful life. Manufacturer concurs with state and federal regulatory agencies' recommendations that solution standards be assigned a one-year expiration date.

11.3 Chemical Stability - Studies have been conducted on this or similar CRMs and it has been demonstrated that this CRM is chemically stable for a period of not less than two years provided the "Storage & Handling" conditions are followed that are described in section 7.0.

Certification Date: March 06, 2012

Expiration Date: EXPIRES 01APR2014

12.0 NAMES AND SIGNATURES OF CERTIFYING OFFICERS

Certificate Prepared By: Donna Senn
Product Documentation Technician

Certificate Approved By: Brian Alexander
PhD., Technical Process Director

Certifying Officer: Paul Gaines
PhD., Senior Technical Director

Rec: 31313

CERTIFICATE OF ANALYSIS

tel: 800.669.6799 • 540.585.3030
fax: 540.585.3012
info@inorganicventures.com

765240

is an ISO Guide 34 "General Requirements for the
e Material Producers" and ISO 9001 registered
icturing laboratory is accredited to ISO/IEC 17025
or the Competence of Testing and Calibration

ACCREDITED Testing Laboratory Certificate 883.01

ACCREDITED Reference Material Producer Certificate 883.02

Custom Solution

TAPITT-CAL-SPECB

F2-MEB415032

3% HNO3(v/v), tr. HF

Sn, Ti

UNCERTAINTIES

	ELEMENT	CERTIFIED VALUE	ELEMENT	CERTIFIED VALUE
nL	Boron, B	5.000 ± 0.032 µg/mL	Molybdenum, Mo	5.002 ± 0.035 µg/mL
nL	Tin, Sn	5.002 ± 0.041 µg/mL	Titanium, Ti	5.002 ± 0.039 µg/mL

6 g/mL (measured at 20 ± 1° C)

alculation of the certified value and the uncertainty. Reported uncertainties represent expanded
the 95% confidence level using a coverage factor of k = 2.

$(\bar{x})$ = mean

x_i = individual results

n = number of measurements

2 = the coverage factor.

$[\Sigma(s_i)^2]^{1/2}$ = The square root of the sum of the squares of the most common errors (where 's' stands for the standard deviation) from instrumental measurement, density, NIST SRM uncertainty, weighing, dilution to volume, homogeneity, long term stability and short term stability

4.1 ASSAY INFORMATION

ELEMENT	METHOD	NIST SRM#	SRM LOT#
B	Calculated		See Sec. 4.2
B	ICP Assay	3107	070514
Mo	Calculated		See Sec. 4.2
Mo	ICP Assay	3134	891307
Sb	Calculated		See Sec. 4.2
Sb	ICP Assay	3102A	061229
Si	Calculated		See Sec. 4.2
Si	ICP Assay	3150	071204
Sn	Calculated		See Sec. 4.2
Sn	ICP Assay	3161a	070330
Ti	Calculated		See Sec. 4.2
Ti	ICP Assay	3162a	060808

4.2 **BALANCE CALIBRATION -** All analytical balances are calibrated yearly by an accredited calibration laboratory and are traceable to a class E 2 analytical weight set with NIST Traceability. All balances are checked daily using an in-house procedure. The weights used for testing are annually compared to master weights and are traceable to the National Institute of Standards and Technology (NIST).

4.3 **THERMOMETER CALIBRATION -** All thermometers are NIST traceable through thermometers that are calibrated by an A2LA accredited calibration laboratory.

4.4 **GLASSWARE CALIBRATION -** An in-house procedure is used to calibrate all Class A glassware used in the manufacturing and quality control of CRM's.

5.0 TRACE METALLIC IMPURITIES (TMI) DETERMINED BY ICP-MS AND ICP-OES IN µg/mL - N/A

6.0 INTENDED USE

For the calibration of analytical instruments including but not limited to the following:
HPLC, IC, TLC, ISE, IR, NMR, UV/VIS, MS, Capillary Electrophoresis, Potentiometry, Wet Chemistry and Voltammetry
For the validation of analytical methods
For the preparation of "working reference samples"
For interference studies and the determination of correction coefficients
For detection limit and linearity studies
For additional intended uses, contact Technical Staff

This CRM was manufactured using 18 megohm doubly deionized water that has been filtered through a 0.2 micron filter.

7.0 INSTRUCTIONS FOR THE CORRECT USE OF THIS REFERENCE MATERIAL

Storage & Handling - Keep **Tightly** sealed when not in use. Store and use at 20 ± 4°C. **Do Not** pipette from the container. **Do Not** return portions removed from pipetting to container.

Element Specific Information - For specific information regarding any element: Contact technical staff.

Uranium Note: If uranium is present in this standard, it is natural abundance unless specified in Section 3.0.

HF Note: This standard should not be prepared or stored in glass.

8.0 HAZARDOUS INFORMATION - Please refer to the enclosed Material Safety Data sheet for information regarding this CRM.

9.0 HOMOGENEITY - This solution was mixed according to an in-house procedure and is guaranteed to be homogeneous.

Inorganic Ventures homogeneity data indicate that the end user should take a minimum sample size of 0.2mL to assure homogeneity.

10.0 QUALITY STANDARD DOCUMENTATION

10.1 ISO 9001 Quality Management System Registration
- SAI Global File Number 010105

10.2 ISO/IEC 17025 "General Requirements for the Competence of Testing and Calibration"
- Chemical Testing - Accredited A2LA Certificate Number 883.01

10.3 ISO/IEC Guide 34 "General Requirements for the Competence of Reference Material Producers"
- Reference Materials Production - Accredited A2LA Certificate Number 883.02

10.4 10CFR50 Appendix B - Nuclear Regulatory Commission
- Domestic Licensing of Production and Utilization Facilities

10.5 10CFR21 - Nuclear Regulatory Commission
- Reporting Defects and Non-Compliance

11.0 DATE OF CERTIFICATION AND PERIOD OF VALIDITY

11.1 Shelf Life - The period of time during which the concentration of the analyte(s) in a properly packaged, unopened, and unused standard stored under environmentally controlled and monitored conditions will remain within the specified uncertainty range. Shelf life is limited primarily by transpiration (loss of water from the solution) and infrequently, by chemical instability. Transpiration studies of chemically-stable solutions performed at the manufacturer's facility show a CRM shelf-life of twenty one months for solutions packaged in 125-mL low density polyethylene bottles. When stored under special conditions that minimize transpiration and instability, the shelf life can be extended past this limit.

11.2 Expiration Date - The date after which a CRM should not be used. Routine laboratory use of a CRM increases transpiration losses and the chance of contamination which affect the integrity of the CRM and limit its useful life. Manufacturer concurs with state and federal regulatory agencies' recommendations that solution standards be assigned a one-year expiration date.

11.3 Chemical Stability - Studies have been conducted on this or similar CRMs and it has been demonstrated that this CRM is chemically stable for a period of not less than two years provided the "Storage & Handling" conditions are followed that are described in section 7.0.

Certification Date: March 06, 2012

Expiration Date: EXPIRES 01 APR 2014

12.0 NAMES AND SIGNATURES OF CERTIFYING OFFICERS

Certificate Prepared By: Donna Senn
Product Documentation Technician

Certificate Approved By: Brian Alexander
PhD., Technical Process Director

Certifying Officer: Paul Gaines
PhD., Senior Technical Director

635052

INORGANIC VENTURES™
300 Technology Drive
Christiansburg, VA 24073 • USA
inorganicventures.com

CERTIFICATE OF ANALYSIS

tel: 800.669.6799 • 540.585.3030
fax: 540.585.3012
info@inorganicventures.com

1.0 **INORGANIC VENTURES** is an ISO Guide 34 "General Requirements for the Competence of Reference Material Producers" and ISO 9001 registered manufacturer. Our manufacturing laboratory is accredited to ISO/IEC 17025 "General Requirements for the Competence of Testing and Calibration Laboratories."

ACCREDITED Testing Laboratory Certificate 863.01

ACCREDITED Reference Material Producer Certificate 863.02

2.0 **DESCRIPTION OF CRM** **10000 µg/mL Aluminum in 7% (v/v) HNO3**

Catalog Number:	CGAL10-1, CGAL10-2, and CGAL10-5
Lot Number:	**F2-AL04115**
Starting Material:	Al ingot
Starting Material Purity (%):	99.9991
Starting Material Lot No:	1629
Matrix:	7% (v/v) HNO3

3.0 **CERTIFIED VALUES AND UNCERTAINTIES**

Certified Concentration: 10,041 ± 51 µg/mL - weighted mean

Certified Density: 1.089 g/mL (measured at 20 ± 1°C)

The following equations are used in the calculation of the certified value and the uncertainty. Reported uncertainties represent expanded uncertainties expressed at approximately the 95% confidence level using a coverage factor of k = 2.

Certified Value $(\bar{x}) = \frac{\sum x_i}{n}$

$(\bar{x})$ = mean
x_i = individual results
n = number of measurements

Uncertainty (±) = $2\,[\,\Sigma(s_i)^2\,]^{1/2}$

2 = the coverage factor.
$[\,\Sigma(s_i)^2\,]^{1/2}$ = The square root of the sum of the squares of the most common errors (where 's' stands for the standard deviation) from instrumental measurement, density, NIST SRM uncertainty, weighing, dilution to volume, homogeneity, long term stability and short term stability.

4.0 **TRACEABILITY TO NIST AND VALUES OBTAINED BY INDEPENDENT METHODS**

· "Property of the result of a measurement or the value of a standard whereby it can be related to stated references, usually national or international standards, through an unbroken chain of comparisons all having stated uncertainties." (ISO VIM, 2nd ed., 1993, definition 6.10)

· This product is Traceable to NIST via an unbroken chain of comparisons. The uncertainties for each certified value are reported, taking into account the SRM uncertainty error and the measurement, weighing and volume dilution errors. In rare cases where no NIST SRMs are available, the term 'in-house std.' is specified.

4.1 **Assay Method #1** **10,039 ± 31 µg/mL**
ICP Assay NIST SRM 3101a Lot Number: 060502

Assay Method #2 **10,043 ± 25 µg/mL**
EDTA NIST SRM 928 Lot Number: 928

4.2 **BALANCE CALIBRATION** - All analytical balances are calibrated yearly by an A2LA accredited calibration laboratory and are traceable to a class E 2 analytical weight set with NIST Traceability. All balances are checked daily using an in-house procedure. The weights used for testing are annually compared to master weights and are traceable to the National Institute of Standards and Technology (NIST).

4.3 **THERMOMETER CALIBRATION** - All thermometers are NIST traceable through thermometers that are calibrated by an A2LA accredited calibration laboratory.

4.4 **GLASSWARE CALIBRATION** - An in-house procedure is used to calibrate all Class A glassware used in the manufacturing and quality control of CRM's.

5.0 TRACE METALLIC IMPURITIES (TMI) DETERMINED BY ICP/MS AND ICP-OES IN µg/mL

CRM's solutions are tested for trace metallic impurities by Axial ICP-OES and ICP-MS. The result from the most sensitive method for each element, is reported below. Solutions tested by ICP-MS were analyzed in an ULPA-Filtered Clean Room. An ULPA-Filter is 99.9985% efficient for the removal of particles down to 0.3 µm.

s	Al		M	Dy	< 0.036903	O	Li	0.000033	M	Pr	< 0.001845	M	Te	< 0.184517
M	Sb	< 0.003075	M	Er	< 0.030753	M	Lu	< 0.002460	M	Re	< 0.006151	M	Tb	< 0.001845
M	As	< 0.061506	M	Eu	< 0.018452	O	Mg	0.002764	M	Rh	< 0.006151	M	Tl	< 0.006151
M	Ba	< 0.061506	M	Gd	< 0.006151	O	Mn	0.000488	M	Rb	< 0.006151	M	Th	< 0.006151
O	Be	< 0.000170	M	Ga	< 0.006151	O	Hg	< 0.007000	M	Ru	< 0.012301	M	Tm	< 0.002460
M	Bi	0.006000	M	Ge	< 0.036903	M	Mo	< 0.012301	M	Sm	< 0.006151	M	Sn	< 0.030753
O	B	0.001626	M	Au	< 0.018452	M	Nd	< 0.012301	M	Sc	< 0.061506	O	Ti	0.006016
M	Cd	< 0.018452	M	Hf	< 0.012301	O	Ni	0.001301	M	Se	< 0.049205	M	W	< 0.061506
O	Ca	0.013495	M	Ho	< 0.003075	M	Nb	< 0.003075	O	Si	0.048777	M	U	< 0.012301
M	Ce	< 0.030753	M	In	< 0.061506	n	Os		M	Ag	< 0.012301	M	V	< 0.012301
M	Cs	< 0.001845	M	Ir	< 0.030753	M	Pd	< 0.030753	O	Na	0.022763	M	Yb	< 0.006151
O	Cr	< 0.001500	O	Fe	0.003252	O	P	< 0.030000	M	Sr	< 0.003075	M	Y	< 0.246023
M	Co	< 0.018452	M	La	< 0.003075	M	Pt	< 0.012301	O	S	< 0.100000	O	Zn	0.016259
M	Cu	< 0.036903	M	Pb	< 0.018452	O	K	0.019511	M	Ta	< 0.043054	M	Zr	< 0.030753

M - Checked by ICP-MS O - Checked by ICP-OES i - Spectral Interference n - Not Checked For s - Solution Standard Element

6.0 INTENDED USE

For the calibration of analytical instruments including but not limited to the following:
HPLC, IC, TLC, ISE, IR, NMR, UV/VIS, MS, Capillary Eletrophoresis, Potentiometry, Wet Chemistry and Voltammetry
For the validation of analytical methods
For the preparation of "working reference samples"
For interference studies and the determination of correction coefficients
For detection limit and linearity studies
For additional intended uses, contact Technical Staff

This CRM was manufactured using 18 megohm doubly deionized water that has been filtered through a 0.2 micron filter.

7.0 INSTRUCTIONS FOR THE CORRECT USE OF THIS REFERENCE MATERIAL

Storage & Handling - Keep tightly sealed when not in use. Store and use at 20 ± 4°C. Do not pipet from container. Do not return portions removed for pipetting to container.

Atomic Weight; Valence; Coordination Number; Chemical Form in Solution - 26.98154; +3; 6;Al(H2O)6+3

Chemical Compatibility - Soluble in HCl, HNO3, HF and H2SO4. Avoid neutral media. Soluble in strongly basic NaOH forming the Al(OH)4(H2O)21- species. Stable with most metals and inorganic anions. The phosphate is insoluble in water and only slightly soluble in acid.

Stability - 2-100 ppb levels stable for months in 1% HNO3 / LDPE container. 1-10,000 ppm solutions chemically stable for years in 2-5% HNO3 / LDPE container.

Al Containing Samples (Preparation and Solution) - Metal (Best dissolved in HCl / HNO3); α- Al2O3 (Na2CO3 fusion in Pt0); γ- Al2O3 (Soluble in acids such as HCl) ; Ores (Carbonate fusion in Pt0 followed by HCl dissolution); Organic Matrices (sulfuric/peroxide digestion or nitric / sulfuric / perchloric acid decomposition, or dry ash and dissolution in dilute HCl.

Atomic Spectroscopic Information (ICP-OES D.L.s are given as radial/axial view):

Technique/Line	Estimated D.L.	Order	Type	Interferences (underlined indicates severe)
ICP-OES394.401 nm	0.05 / 0.006 µg/mL	1	atom	U, Ce
ICP-OES396.152 nm	0.03 / 0.006 µg/mL	1	atom	Mo, Zr, Ce
ICP-OES167.078 nm	0.1 / 0.009 µg/mL	1	ion	Fe
ICP-MS27 amu	30 ppt	n/a	M+	12C15N, 13C14N, 1H12C14N, 11B16O, 54Cr2+, 54Fe2+

Uranium Note: If uranium is present in this standard, it is natural abundance unless specified in Section 3.0.

8.0 HAZARDOUS INFORMATION - Please refer to the enclosed Material Safety Data sheet for information regarding this CRM.

9.0 HOMOGENEITY - This solution was mixed according to an in house procedure and is guaranteed to be homogeneous. Inorganic Ventures homogeneity data indicate that the end user should take a minimum sample size of 0.2mL to assure homogeneity.

10.0 QUALITY STANDARD DOCUMENTATION

10.1 ISO 9001 Quality Management System Registration
- QMI File Number 010105

10.2 ISO/IEC 17025 "General Requirements for the Competence of Testing and Calibration"
- Chemical Testing - Accredited A2LA Certificate Number 883.01

10.3 ISO/IEC Guide 34 "General Requirements for the Competence of Reference Material Producers"
- Reference Materials Production - Accredited A2LA Certificate Number 883.02

10.4 10CFR50 Appendix B - Nuclear Regulatory Commission
- Domestic Licensing of Production and Utilization Facilities

10.5 10CFR21 - Nuclear Regulatory Commission
- Reporting Defects and Non-Compliance

11.0 DATE OF CERTIFICATION AND PERIOD OF VALIDITY

11.1 Shelf Life - The period of time during which the concentration of the analyte(s) in a properly packaged, unopened, and unused standard stored under environmentally controlled and monitored conditions will remain within the specified uncertainty range. Shelf life is limited primarily by transpiration (loss of water from the solution) and infrequently, by chemical instability.

11.2 Expiration Date - The date after which a CRM should not be used. Routine laboratory use of a CRM increases transpiration losses and the chance of contamination which affect the integrity of the CRM and limit its useful life. Manufacturer concurs with state and federal regulatory agencies' recommendations that solution standards be assigned a one-year expiration date.

11.3 Chemical Stability - Studies have been conducted on this or similar CRMs and it has been demonstrated that this CRM is chemically stable for a period of not less than two years provided the "Storage & Handling" conditions are followed that are described in section 7.0.

Certification Date: June 27, 2012

Expiration Date: EXPIRES 01 2013

12.0 NAMES AND SIGNATURES OF CERTIFYING OFFICERS

Certificate Prepared By:	Stephan Blaakman Product Documentation Technician	
Certificate Approved By:	Brian Alexander PhD., Quality Control Supervisor	
Certifying Officer:	Paul Gaines PhD., Senior Technical Director	

635056

INORGANIC VENTURES™
300 Technology Drive
Christiansburg, VA 24073 • USA
inorganicventures.com

CERTIFICATE OF ANALYSIS

tel: 800.669.6799 • 540.585.3030
fax: 540.585.3012
info@inorganicventures.com

1.0 **INORGANIC VENTURES** is an ISO Guide 34 "General Requirements for the Competence of Reference Material Producers" and ISO 9001 registered manufacturer. Our manufacturing laboratory is accredited to ISO/IEC 17025 "General Requirements for the Competence of Testing and Calibration Laboratories."

ACCREDITED Testing Laboratory Certificate 883.01 — ACCREDITED Reference Material Producer Certificate 883.02

2.0 **DESCRIPTION OF CRM** **1000 µg/mL Barium in 0.1% (v/v) HNO3**

Catalog Number:	CGBA1-1, CGBA1-2, and CGBA1-5
Lot Number:	**E2-BA02066**
Starting Material:	Ba(NO3)2
Starting Material Purity (%):	99.9998
Starting Material Lot No:	1514_1599
Matrix:	0.1% (v/v) HNO3

Received 11/12/12 JR

3.0 **CERTIFIED VALUES AND UNCERTAINTIES**

Certified Concentration: 997 ± 6 µg/mL - weighted mean

Certified Density: 1.000 g/mL (measured at 20 ± 1°C)

The following equations are used in the calculation of the certified value and the uncertainty. Reported uncertainties represent expanded uncertainties expressed at approximately the 95% confidence level using a coverage factor of k = 2.

Certified Value $(\bar{x}) = \frac{\Sigma x_i}{n}$

$(\bar{x})$ = mean
x_i = individual results
n = number of measurements

Uncertainty (±) $= \frac{2\,[(\Sigma s_i)^2]^{1/2}}{(n)^{1/2}}$

Σs_i = The summation of all significant estimated errors (Most common are the errors from instrumental measurement, weighing, dilution to volume and the fixed error reported on the NIST SRM certificate of analysis)

4.0 **TRACEABILITY TO NIST AND VALUES OBTAINED BY INDEPENDENT METHODS**

· "Property of the result of a measurement or the value of a standard whereby it can be related to stated references, usually national or international standards, through an unbroken chain of comparisons all having stated uncertainties." (ISO VIM, 2nd ed., 1993, definition 6.10)

· This product is Traceable to NIST via an unbroken chain of comparisons. The uncertainties for each certified value are reported, taking into account the SRM uncertainty error and the measurement, weighing and volume dilution errors. In rare cases where no NIST SRMs are available, the term 'in-house std.' is specified.

4.1 **Assay Method #1** **997 ± 4 µg/mL**
ICP Assay NIST SRM 3104a Lot Number: 070222

Assay Method #2 **996 ± 3 µg/mL**
Gravimetric NIST SRM Lot Number: See Sec. 4.2

4.2 **BALANCE CALIBRATION -** All analytical balances are calibrated yearly by an A2LA accredited calibration laboratory and are traceable to a class E 2 analytical weight set with NIST Traceability. All balances are checked daily using an in-house procedure. The weights used for testing are annually compared to master weights and are traceable to the National Institute of Standards and Technology (NIST).

4.3 **THERMOMETER CALIBRATION -** All thermometers are NIST traceable through thermometers that are calibrated by an A2LA accredited calibration laboratory.

4.4 **GLASSWARE CALIBRATION -** An in-house procedure is used to calibrate all Class A glassware used in the manufacturing and quality control of CRM's.

5.0 TRACE METALLIC IMPURITIES (TMI) DETERMINED BY ICP/MS AND ICP-OES IN µg/mL

CRM's solutions are tested for trace metallic impurities by Axial ICP-OES and ICP-MS. The result from the most sensitive method for each element, is reported below. Solutions tested by ICP-MS were analyzed in an ULPA-Filtered Clean Room. An ULPA-Filter is 99.9985% efficient for the removal of particles down to 0.3 µm.

O	Al	< 0.000900	M	Dy	< 0.012010	O	Li	< 0.004000	M	Pr	< 0.000601	M	Te	< 0.060052
M	Sb	< 0.001001	M	Er	< 0.010009	M	Lu	< 0.000801	M	Re	< 0.002002	O	Tb	< 0.003900
M	As	< 0.020017	O	Eu	< 0.000400	O	Mg	0.000130	M	Rh	< 0.002002	M	Tl	< 0.002002
s	Ba		O	Gd	< 0.000520	M	Mn	< 0.008007	M	Rb	< 0.002002	M	Th	< 0.002002
M	Be	< 0.001001	M	Ga	< 0.002002	O	Hg	< 0.012000	M	Ru	< 0.004003	M	Tm	< 0.000801
M	Bi	< 0.000801	M	Ge	< 0.012010	M	Mo	< 0.004003	O	Sm	< 0.000710	M	Sn	< 0.010009
M	B	< 0.140121	M	Au	< 0.006005	O	Nd	< 0.001400	M	Sc	< 0.020017	M	Ti	< 0.100087
M	Cd	< 0.006005	M	Hf	< 0.004003	O	Ni	< 0.000900	M	Se	< 0.016014	M	W	< 0.020017
O	Ca	0.000999	M	Ho	< 0.001001	M	Nb	< 0.001001	O	Si	< 0.003400	M	U	< 0.004003
M	Ce	< 0.010009	M	In	< 0.020017	n	Os		M	Ag	< 0.004003	M	V	< 0.004003
M	Cs	< 0.000601	M	Ir	< 0.010009	M	Pd	< 0.010009	O	Na	< 0.010000	M	Yb	< 0.002002
M	Cr	< 0.010009	O	Fe	0.001149	O	P	< 0.002600	O	Sr	0.001449	O	Y	< 0.001000
M	Co	< 0.006005	O	La	< 0.000200	M	Pt	< 0.004003	O	S	< 0.025000	O	Zn	< 0.000390
M	Cu	< 0.012010	M	Pb	< 0.006005	O	K	< 0.001800	O	Ta	< 0.006900	M	Zr	< 0.010009

M - Checked by ICP-MS O - Checked by ICP-OES i - Spectral Interference n - Not Checked For s - Solution Standard Element

6.0 INTENDED USE

For the calibration of analytical instruments including but not limited to the following:
HPLC, IC, TLC, ISE, IR, NMR, UV/VIS, MS, Capillary Eletrophoresis, Potentiometry, Wet Chemistry and Voltammetry
For the validation of analytical methods
For the preparation of "working reference samples"
For interference studies and the determination of correction coefficients
For detection limit and linearity studies
For additional intended uses, contact Technical Staff

This CRM was manufactured using 18 megohm doubly deionized water that has been filtered through a 0.2 micron filter.

7.0 INSTRUCTIONS FOR THE CORRECT USE OF THIS REFERENCE MATERIAL

Storage & Handling - Keep tightly sealed when not in use. Store and use at 20 ± 4°C. Do not pipet from container. Do not return portions removed for pipetting to container.

Atomic Weight; Valence; Coordination Number; Chemical Form in Solution - 137.33; +2; 6; $Ba(H_2O)_6^{+2}$

Chemical Compatibility - Soluble in HCl, and HNO_3. Avoid H_2SO_4, HF and neutral to basic media. Stable with most metals and inorganic anions forming insoluble silicate, carbonate, hydroxide, oxide, fluoride, sulfate, oxalate, chromate, arsenate, iodate, molybdate, sulfite and tungstate in neutral aqueous media.

Stability - 2-100 ppb levels stable for months in 1% HNO_3 / LDPE container. 1 -10,000 ppm solutions chemically stable for years in 1-3.5% HNO_3 / LDPE container.

Ba Containing Samples (Preparation and Solution) - Metal(is best dissolved in diluted HNO_3); Ores(Carbonate fusion in PtO followed by HCl dissolution. If sulfate is present dissolve the fuseate using HCl / tartaric acid to prevent $BaSO_4$ precipitate); Organic Matrices (dry ash and dissolve in dilute HCl.)

Atomic Spectroscopic Information (ICP-OES D.L.s are given as radial/axial view):

Technique/Line	Estimated D.L.	Order	Type	Interferences (underlined indicates severe)
ICP-OES 455.403 nm	0.002 / 0.0001 µg/mL	1	ion	Zr, U
ICP-OES 233.527 nm	0.004 / 0.0003 µg/mL	1	ion	
ICP-OES 230.424 nm	0.004 / 0.0005 µg/mL	1	ion	Mo, Ir, Co
ICP-MS 138 amu	1 ppt	n/a	M+	122Sn16O, 122Te16O

Uranium Note: If uranium is present in this standard, it is natural abundance unless specified in Section 3.0.

8.0 HAZARDOUS INFORMATION - Please refer to the enclosed Material Safety Data sheet for information regarding this CRM.

9.0 HOMOGENEITY - This solution was mixed according to an in house procedure and is guaranteed to be homogeneous.

10.0 QUALITY STANDARD DOCUMENTATION

10.1 ISO 9001 Quality Management System Registration
- QMI File Number 010105

10.2 ISO/IEC 17025 "General Requirements for the Competence of Testing and Calibration"
- Chemical Testing - Accredited A2LA Certificate Number 883.01

10.3 ISO/IEC Guide 34 "General Requirements for the Competence of Reference Material Producers"
- Reference Materials Production - Accredited A2LA Certificate Number 883.02

10.4 10CFR50 Appendix B - Nuclear Regulatory Commission
- Domestic Licensing of Production and Utilization Facilities

10.5 10CFR21 - Nuclear Regulatory Commission
- Reporting Defects and Non-Compliance

11.0 DATE OF CERTIFICATION AND PERIOD OF VALIDITY

11.1 Shelf Life - The period of time during which the concentration of the analyte(s) in a properly packaged, unopened, and unused standard stored under environmentally controlled and monitored conditions will remain within the specified uncertainty range. Shelf life is limited primarily by transpiration (loss of water from the solution) and infrequently, by chemical instability.

11.2 Expiration Date - The date after which a CRM should not be used. Routine laboratory use of a CRM increases transpiration losses and the chance of contamination which affect the integrity of the CRM and limit its useful life. Manufacturer concurs with state and federal regulatory agencies' recommendations that solution standards be assigned a one-year expiration date.

11.3 Chemical Stability - Studies have been conducted on this or similar CRMs and it has been demonstrated that this CRM is chemically stable for a period of not less than two years provided the "Storage & Handling" conditions are followed that are described in section 7.0.

Certification Date: October 31, 2011

Expiration Date: EXPIRES 01 2013

12.0 NAMES AND SIGNATURES OF CERTIFYING OFFICERS

Certificate Prepared By:	Danny Feeny Product Documentation Technician	Danny R Feeny
Certificate Approved By:	Madeline Gozzi Quality Control Supervisor	Madeline Gozzi
Certifying Officer:	Paul Gaines PhD., Senior Technical Director	Paul R Gaines

#424659

CERTIFICATE OF ANALYSIS

INORGANIC VENTURES
300 Technology Drive
Christiansburg, VA 24073 • USA
inorganicventures.com

tel: 800.669.6799 • 540.585.3030
fax: 540.585.3012
info@inorganicventures.com

1.0 **INORGANIC VENTURES** is an ISO Guide 34 "General Requirements for the Competence of Reference Material Producers" and ISO 9001 registered manufacturer. Our manufacturing laboratory is accredited to ISO/IEC 17025 "General Requirements for the Competence of Testing and Calibration Laboratories."

ACCREDITED Testing Laboratory Certificate 883.01

ACCREDITED Reference Material Producer Certificate 883.02

RECEIVED 5/24/12 RJR

2.0 **DESCRIPTION OF CRM** **10000 µg/mL Calcium in 2% (v/v) HNO3**

Catalog Number:	CGCA10-1, CGCA10-2, and CGCA10-5
Lot Number:	**F2-CA04043**
Starting Material:	CaO
Starting Material Purity (%):	99.9980
Starting Material Lot No:	1635
Matrix:	2% (v/v) HNO3

3.0 **CERTIFIED VALUES AND UNCERTAINTIES**

Certified Concentration: 10,025 ± 56 µg/mL - weighted mean

Certified Density: 1.039 g/mL (measured at 20 ± 1°C)

The following equations are used in the calculation of the certified value and the uncertainty. Reported uncertainties represent expanded uncertainties expressed at approximately the 95% confidence level using a coverage factor of k = 2.

Certified Value $(\bar{x}) = \frac{\sum x_i}{n}$ ($\bar{x}$) = mean

x_i = individual results

n = number of measurements

Uncertainty (±) = $2\,[\,\Sigma(s_i)^2\,]^{1/2}$ 2 = the coverage factor.

$[\,\Sigma(s_i)^2\,]^{1/2}$ = The square root of the sum of the squares of the most common errors (where 's' stands for the standard deviation) from instrumental measurement, density, NIST SRM uncertainty, weighing, dilution to volume, homogeneity, long term stability and short term stability.

4.0 **TRACEABILITY TO NIST AND VALUES OBTAINED BY INDEPENDENT METHODS**

· "Property of the result of a measurement or the value of a standard whereby it can be related to stated references, usually national or international standards, through an unbroken chain of comparisons all having stated uncertainties." (ISO VIM, 2nd ed., 1993, definition 6.10)

· This product is Traceable to NIST via an unbroken chain of comparisons. The uncertainties for each certified value are reported, taking into account the SRM uncertainty error and the measurement, weighing and volume dilution errors. In rare cases where no NIST SRMs are available, the term 'in-house std.' is specified.

4.1 **Assay Method #1** **10,026 ± 41 µg/mL**
ICP Assay NIST SRM 3109a Lot Number: 050825

Assay Method #2 **10,022 ± 25 µg/mL**
EDTA NIST SRM 928 Lot Number: 928

4.2 **BALANCE CALIBRATION** - All analytical balances are calibrated yearly by an A2LA accredited calibration laboratory and are traceable to a class E 2 analytical weight set with NIST Traceability. All balances are checked daily using an in-house procedure. The weights used for testing are annually compared to master weights and are traceable to the National Institute of Standards and Technology (NIST).

4.3 **THERMOMETER CALIBRATION** - All thermometers are NIST traceable through thermometers that are calibrated by an A2LA accredited calibration laboratory.

4.4 **GLASSWARE CALIBRATION** - An in-house procedure is used to calibrate all Class A glassware used in the manufacturing and quality control of CRM's.

5.0 TRACE METALLIC IMPURITIES (TMI) DETERMINED BY ICP/MS AND ICP-OES IN µg/mL

CRM's solutions are tested for trace metallic impurities by Axial ICP-OES and ICP-MS. The result from the most sensitive method for each element, is reported below. Solutions tested by ICP-MS were analyzed in an ULPA-Filtered Clean Room. An ULPA-Filter is 99.9985% efficient for the removal of particles down to 0.3 µm.

O	Al	< 0.000900	M	Dy	< 0.044386	O	Li	< 0.000024	M	Pr	< 0.002219	M	Te	< 0.221932
M	Sb	< 0.003699	M	Er	< 0.036989	M	Lu	< 0.002959	M	Re	< 0.007398	M	Tb	< 0.002219
M	As	< 0.073977	M	Eu	< 0.022193	O	Mg	0.047315	M	Rh	< 0.007398	M	Tl	< 0.007398
O	Ba	0.004732	M	Gd	< 0.007398	O	Mn	< 0.000300	M	Rb	< 0.007398	M	Th	< 0.007398
O	Be	< 0.000085	M	Ga	< 0.007398	O	Hg	< 0.011000	M	Ru	< 0.014795	M	Tm	< 0.002959
M	Bi	< 0.002959	M	Ge	< 0.044386	M	Mo	< 0.014795	M	Sm	< 0.007398	M	Sn	< 0.036989
O	B	< 0.000540	M	Au	< 0.022193	M	Nd	< 0.014795	O	Sc	< 0.000020	O	Ti	< 0.005000
O	Cd	< 0.004500	M	Hf	< 0.014795	O	Ni	< 0.002300	O	Se	< 0.006200	M	W	< 0.073977
s	Ca		M	Ho	< 0.003699	M	Nb	< 0.003699	O	Si	0.013519	M	U	< 0.014795
M	Ce	< 0.036989	O	In	< 0.002000	n	Os		M	Ag	< 0.014795	O	V	< 0.000900
M	Cs	< 0.002219	M	Ir	< 0.036989	M	Pd	< 0.036989	O	Na	0.021630	M	Yb	< 0.007398
O	Cr	< 0.000800	O	Fe	< 0.001100	O	P	< 0.004800	O	Sr	0.189261	M	Y	< 0.295910
O	Co	< 0.001200	M	La	< 0.003699	M	Pt	< 0.014795	O	S	0.108149	O	Zn	< 0.000190
O	Cu	< 0.004000	M	Pb	< 0.022193	O	K	0.008111	M	Ta	< 0.051784	M	Zr	< 0.036989

M - Checked by ICP-MS O - Checked by ICP-OES i - Spectral Interference n - Not Checked For s - Solution Standard Element

6.0 INTENDED USE

For the calibration of analytical instruments including but not limited to the following:
HPLC, IC, TLC, ISE, IR, NMR, UV/VIS, MS, Capillary Eletrophoresis, Potentiometry, Wet Chemistry and Voltammetry
For the validation of analytical methods
For the preparation of "working reference samples"
For interference studies and the determination of correction coefficients
For detection limit and linearity studies
For additional intended uses, contact Technical Staff

This CRM was manufactured using 18 megohm doubly deionized water that has been filtered through a 0.2 micron filter.

7.0 INSTRUCTIONS FOR THE CORRECT USE OF THIS REFERENCE MATERIAL

Storage & Handling - Keep tightly sealed when not in use. Store and use at 20 ± 4°C. Do not pipet from container. Do not return portions removed for pipetting to container.

Atomic Weight; Valence; Coordination Number; Chemical Form in Solution - 40.078; +2; 6; Ca(H2O)6+2

Chemical Compatibility - Soluble in HCl and HNO3. Avoid H2SO4, HF, H3PO4 and neutral to basic media. Stable with most metals and inorganic anions forming insoluble silicate, carbonate, hydroxide, oxide, fluoride, sulfate, oxalate, chromate, arsenate and tungstate in neutral aqueous media.

Stability - 2-100 ppb levels stable for months in 1% HNO3 / LDPE container. 1-10,000 ppm solutions chemically stable for years in 1-10% HNO3 / LDPE container.

Ca Containing Samples (Preparation and Solution) - Metal (best dissolved in diluted HNO3); Ores (Carbonate fusion in Pt0 followed by HCl dissolution); Organic Matrices (dry ash and dissolution in dilute HCl. Do not heat when dissolving to avoid precipitation of SiO2) .The oxide, hydroxide, carbonate, phosphate, and fluoride of calcium are soluble in % levels of HCl or HNO3. The sulfates (gypsum, anhydrite, etc.), certain silicates and complex compounds require fusion with Na2CO3 followed by HCl / water dissolution. Contamination is a very real problem when analyzing for trace levels.

Atomic Spectroscopic Information (ICP-OES D.L.s are given as radial/axial view):

Technique/Line	Estimated D.L.	Order	Type	Interferences (underlined indicates severe)
ICP-OES 393.366 nm	0.0002 / 0.00004 µg/mL	1	ion	U, Ce
ICP-OES 396.847 nm	0.0005 / 0.00006 µg/mL	1	ion	Th
ICP-OES 422.673 nm	0.01 / 0.001 µg/mL	1	atom	Ge
ICP-MS 44 amu	1200 ppt	n/a	M+	16O212C, 28Si16O, 88Sr

Uranium Note: If uranium is present in this standard, it is natural abundance unless specified in Section 3.0.

8.0 HAZARDOUS INFORMATION - Please refer to the enclosed Material Safety Data sheet for information regarding this CRM.

9.0 HOMOGENEITY - This solution was mixed according to an in house procedure and is guaranteed to be homogeneous. Inorganic Ventures homogeneity data indicate that the end user should take a minimum sample size of 0.2mL to assure homogeneity.

10.0 QUALITY STANDARD DOCUMENTATION

10.1 ISO 9001 Quality Management System Registration
- QMI File Number 010105

10.2 ISO/IEC 17025 "General Requirements for the Competence of Testing and Calibration"
- Chemical Testing - Accredited A2LA Certificate Number 883.01

10.3 ISO/IEC Guide 34 "General Requirements for the Competence of Reference Material Producers"
- Reference Materials Production - Accredited A2LA Certificate Number 883.02

10.4 10CFR50 Appendix B - Nuclear Regulatory Commission
- Domestic Licensing of Production and Utilization Facilities

10.5 10CFR21 - Nuclear Regulatory Commission
- Reporting Defects and Non-Compliance

11.0 DATE OF CERTIFICATION AND PERIOD OF VALIDITY

11.1 Shelf Life - The period of time during which the concentration of the analyte(s) in a properly packaged, unopened, and unused standard stored under environmentally controlled and monitored conditions will remain within the specified uncertainty range. Shelf life is limited primarily by transpiration (loss of water from the solution) and infrequently, by chemical instability.

11.2 Expiration Date - The date after which a CRM should not be used. Routine laboratory use of a CRM increases transpiration losses and the chance of contamination which affect the integrity of the CRM and limit its useful life. Manufacturer concurs with state and federal regulatory agencies' recommendations that solution standards be assigned a one-year expiration date.

11.3 Chemical Stability - Studies have been conducted on this or similar CRMs and it has been demonstrated that this CRM is chemically stable for a period of not less than two years provided the "Storage & Handling" conditions are followed that are described in section 7.0.

Certification Date: March 12, 2012
Expiration Date:

EXPIRES
01/2013

12.0 NAMES AND SIGNATURES OF CERTIFYING OFFICERS

Certificate Prepared By:	Danny Feeny Product Documentation Technician	
Certificate Approved By:	Brian Alexander PhD., Quality Control Supervisor	
Certifying Officer:	Paul Gaines PhD., Senior Technical Director	

INORGANIC VENTURES
300 Technology Drive
Christiansburg, VA 24073 • USA
inorganicventures.com

635012

CERTIFICATE OF ANALYSIS

tel: 800.669.6799 • 540.585.3030
fax: 540.585.3012
info@inorganicventures.com

1.0 **INORGANIC VENTURES** is an ISO Guide 34 "General Requirements for the Competence of Reference Material Producers" and ISO 9001 registered manufacturer. Our manufacturing laboratory is accredited to ISO/IEC 17025 "General Requirements for the Competence of Testing and Calibration Laboratories."

ACCREDITED Testing Laboratory Certificate 883.01 — ACCREDITED Reference Material Producer Certificate 883.02

2.0 **DESCRIPTION OF CRM** **1000 µg/mL Chromium (+3) in 2% (v/v) HNO3**

Catalog Number:	CGCR(3)1-1, CGCR(3)1-2, and CGCR(3)1-5
Lot Number:	**E2-CR03060**
Starting Material:	Cr pieces
Starting Material Purity (%):	99.9958
Starting Material Lot No:	1604
Matrix:	2% (v/v) HNO3

Received 11/8/12 JR

3.0 **CERTIFIED VALUES AND UNCERTAINTIES**

Certified Concentration: 998 ± 5 µg/mL - weighted mean

Certified Density: 1.011 g/mL (measured at 20 ± 1°C)

The following equations are used in the calculation of the certified value and the uncertainty. Reported uncertainties represent expanded uncertainties expressed at approximately the 95% confidence level using a coverage factor of k = 2.

Certified Value $(\bar{x}) = \frac{\Sigma x_i}{n}$

Uncertainty (±) $= \frac{2\,[(\Sigma s_i)^2]^{1/2}}{(n)^{1/2}}$

$(\bar{x})$ = mean
x_i = individual results
n = number of measurements
Σs_i = The summation of all significant estimated errors (Most common are the errors from instrumental measurement, weighing, dilution to volume and the fixed error reported on the NIST SRM certificate of analysis)

4.0 **TRACEABILITY TO NIST AND VALUES OBTAINED BY INDEPENDENT METHODS**

· "Property of the result of a measurement or the value of a standard whereby it can be related to stated references, usually national or international standards, through an unbroken chain of comparisons all having stated uncertainties." (ISO VIM, 2nd ed., 1993, definition 6.10)

· This product is Traceable to NIST via an unbroken chain of comparisons. The uncertainties for each certified value are reported, taking into account the SRM uncertainty error and the measurement, weighing and volume dilution errors. In rare cases where no NIST SRMs are available, the term 'In-house std.' is specified.

4.1 **Assay Method #1** **997 ± 3 µg/mL**
ICP Assay NIST SRM 3112a Lot Number: 030730

Assay Method #2 **998 ± 3 µg/mL**
Calculated NIST SRM Lot Number: See Sec. 4.2

4.2 **BALANCE CALIBRATION** - All analytical balances are calibrated yearly by an A2LA accredited calibration laboratory and are traceable to a class E 2 analytical weight set with NIST Traceability. All balances are checked daily using an in-house procedure. The weights used for testing are annually compared to master weights and are traceable to the National Institute of Standards and Technology (NIST).

4.3 **THERMOMETER CALIBRATION** - All thermometers are NIST traceable through thermometers that are calibrated by an A2LA accredited calibration laboratory.

4.4 **GLASSWARE CALIBRATION** - An in-house procedure is used to calibrate all Class A glassware used in the manufacturing and quality control of CRM's.

5.0 TRACE METALLIC IMPURITIES (TMI) DETERMINED BY ICP/MS AND ICP-OES IN µg/mL

CRM's solutions are tested for trace metallic impurities by Axial ICP-OES and ICP-MS. The result from the most sensitive method for each element, is reported below. Solutions tested by ICP-MS were analyzed in an ULPA-Filtered Clean Room. An ULPA-Filter is 99.9985% efficient for the removal of particles down to 0.3 µm.

O	Al	0.001480	M	Dy	< 0.032554	O	Li	< 0.000020	M	Pr	< 0.001628	M	Te	< 0.162771
M	Sb	< 0.002713	M	Er	< 0.027128	M	Lu	< 0.002170	M	Re	< 0.005426	M	Tb	< 0.001628
M	As	< 0.054257	M	Eu	< 0.016277	O	Mg	< 0.000300	M	Rh	< 0.005426	M	Tl	< 0.005426
M	Ba	< 0.054257	M	Gd	< 0.005426	M	Mn	< 0.021703	M	Rb	< 0.005426	M	Th	< 0.005426
M	Be	< 0.002713	M	Ga	< 0.005426	O	Hg	< 0.015000	M	Ru	< 0.010851	M	Tm	< 0.002170
M	Bi	< 0.002170	M	Ge	< 0.032554	M	Mo	< 0.010851	M	Sm	< 0.005426	M	Sn	< 0.027128
O	B	< 0.010000	M	Au	< 0.016277	M	Nd	< 0.010851	M	Sc	< 0.054257	O	Ti	< 0.001000
M	Cd	< 0.016277	M	Hf	< 0.010851	O	Ni	< 0.020000	M	Se	< 0.043406	M	W	< 0.054257
O	Ca	0.003885	M	Ho	< 0.002713	M	Nb	< 0.002713	O	Si	< 0.200000	M	U	< 0.010851
M	Ce	< 0.027128	M	In	< 0.054257	n	Os		M	Ag	< 0.010851	O	V	< 0.020000
M	Cs	< 0.001628	M	Ir	< 0.027128	M	Pd	< 0.027128	O	Na	0.004625	M	Yb	< 0.005426
s	Cr		O	Fe	0.022572	O	P	< 0.040000	M	Sr	< 0.002713	M	Y	< 0.217028
M	Co	< 0.016277	M	La	< 0.002713	M	Pt	< 0.010851	i	S		O	Zn	< 0.004000
M	Cu	0.006023	M	Pb	< 0.016277	O	K	0.004070	M	Ta	< 0.037980	M	Zr	< 0.027128

M - Checked by ICP-MS O - Checked by ICP-OES i - Spectral Interference n - Not Checked For s - Solution Standard Element

6.0 INTENDED USE

For the calibration of analytical instruments including but not limited to the following:
HPLC, IC, TLC, ISE, IR, NMR, UV/VIS, MS, Capillary Eletrophoresis, Potentiometry, Wet Chemistry and Voltammetry
For the validation of analytical methods
For the preparation of "working reference samples"
For interference studies and the determination of correction coefficients
For detection limit and linearity studies
For additional intended uses, contact Technical Staff

This CRM was manufactured using 18 megohm doubly deionized water that has been filtered through a 0.2 micron filter.

7.0 INSTRUCTIONS FOR THE CORRECT USE OF THIS REFERENCE MATERIAL

Storage & Handling - Keep tightly sealed when not in use. Store and use at 20 ± 4°C. Do not pipet from container. Do not return portions removed for pipetting to container.

Atomic Weight; Valence; Coordination Number; Chemical Form in Solution - 51.9961; +3; 6; $Cr(H_2O)_6^{3+}$

Chemical Compatibility - Stable in HCl, HNO_3, H_2SO_4, HF, H_3PO_4. Avoid basic media. Stable with most metals and inorganic anions in acidic media.

Stability - 2-100 ppb levels stable for months in 1% HNO_3 / LDPE container. 1-10,000 ppm solutions chemically stable for years in 1-5% HNO_3 / LDPE container.

Cr Containing Samples (Preparation and Solution) - Metal (soluble in HCl); Oxides/Ores (Chrome ore/oxides are very difficult to dissolve. The following procedures [A-D] are commonly used:

A. Fusion with $KHSO_4$ and extraction with hot KCl. The residue fused with Na_2CO_3 and $KClO_3$, 3:1.
B. Fusion with $NaKSO_4$ and NaF, 2:1.
C. Fusion with magnesia or lime and sodium or potassium carbonates, 4:1.
D. Fusion with Na_2O_2 or NaOH and KNO_3 or NaOH and Na_2O_2.

Nickel, iron, copper, or silver crucibles should be used for **D**. Platinum may be used for **A, B and C**);
Organic Matrices (Ash at 450EC followed by one of the fusion methods above or sulfuric/hydrogen peroxide acid digestions may be applicable to non oxide containing samples) .

Atomic Spectroscopic Information (ICP-OES D.L.s are given as radial/axial view):

Technique/Line	Estimated D.L.	Order	Type	Interferences (underlined indicates severe)
ICP-OES 205.552 nm	0.006 / 0.0008 µg/mL	1	ion	Os
ICP-OES 284.325 nm	0.008 / 0.0007 µg/mL	1	ion	
ICP-OES 276.654 nm	0.01 / 0.001 µg/mL	1	ion	Cu, Ta, V
ICP-MS 52 amu	40 ppt	n/a	M+	36S16O, 36Ar16O - The 50Cr, 53Cr, 54Cr lines suffer from many more potential interferences from sulfur, chlorine and argon compounds of oxygen, nitrogen and carbon.

Uranium Note: If uranium is present in this standard, it is natural abundance unless specified in Section 3.0.

8.0 HAZARDOUS INFORMATION - Please refer to the enclosed Material Safety Data sheet for information regarding this CRM.

9.0 HOMOGENEITY - This solution was mixed according to an in house procedure and is guaranteed to be homogeneous.

10.0 QUALITY STANDARD DOCUMENTATION

10.1 ISO 9001 Quality Management System Registration
- QMI File Number 010105

10.2 ISO/IEC 17025 "General Requirements for the Competence of Testing and Calibration"
- Chemical Testing - Accredited A2LA Certificate Number 883.01

10.3 ISO/IEC Guide 34 "General Requirements for the Competence of Reference Material Producers"
- Reference Materials Production - Accredited A2LA Certificate Number 883.02

10.4 10CFR50 Appendix B - Nuclear Regulatory Commission
- Domestic Licensing of Production and Utilization Facilities

10.5 10CFR21 - Nuclear Regulatory Commission
- Reporting Defects and Non-Compliance

11.0 DATE OF CERTIFICATION AND PERIOD OF VALIDITY

11.1 Shelf Life - The period of time during which the concentration of the analyte(s) in a properly packaged, unopened, and unused standard stored under environmentally controlled and monitored conditions will remain within the specified uncertainty range. Shelf life is limited primarily by transpiration (loss of water from the solution) and infrequently, by chemical instability.

11.2 Expiration Date - The date after which a CRM should not be used. Routine laboratory use of a CRM increases transpiration losses and the chance of contamination which affect the integrity of the CRM and limit its useful life. Manufacturer concurs with state and federal regulatory agencies' recommendations that solution standards be assigned a one-year expiration date.

11.3 Chemical Stability - Studies have been conducted on this or similar CRMs and it has been demonstrated that this CRM is chemically stable for a period of not less than two years provided the "Storage & Handling" conditions are followed that are described in section 7.0.

Certification Date: January 13, 2012
Expiration Date: EXPIRES 01 DEC 2013

12.0 NAMES AND SIGNATURES OF CERTIFYING OFFICERS

Certificate Prepared By:	Danny Feeny Product Documentation Technician	Danny R Feeny
Certificate Approved By:	Brian Alexander PhD., Quality Control Supervisor	Brian Alexander
Certifying Officer:	Paul Gaines PhD., Senior Technical Director	Paul R Gaines

635057

INORGANIC VENTURES
300 Technology Drive
Christiansburg, VA 24073 • USA
inorganicventures.com

CERTIFICATE OF ANALYSIS

tel: 800.669.6799 • 540.585.3030
fax: 540.585.3012
info@inorganicventures.com

1.0 **INORGANIC VENTURES** is an ISO Guide 34 "General Requirements for the Competence of Reference Material Producers" and ISO 9001 registered manufacturer. Our manufacturing laboratory is accredited to ISO/IEC 17025 "General Requirements for the Competence of Testing and Calibration Laboratories."

ACCREDITED Testing Laboratory Certificate 883.01 — ACCREDITED Reference Material Producer Certificate 883.02

2.0 DESCRIPTION OF CRM

	1000 µg/mL Copper in 3% (v/v) HNO3
Catalog Number:	CGCU1-1, CGCU1-2, and CGCU1-5
Lot Number:	**E2-CU02130**
Starting Material:	Cu shot
Starting Material Purity (%):	100.0000
Starting Material Lot No:	1612
Matrix:	3% (v/v) HNO3

Received 11/12/12 JR

3.0 CERTIFIED VALUES AND UNCERTAINTIES

Certified Concentration: 1,002 ± 5 µg/mL - weighted mean

Certified Density: 1.016 g/mL (measured at 20 ± 1°C)

The following equations are used in the calculation of the certified value and the uncertainty. Reported uncertainties represent expanded uncertainties expressed at approximately the 95% confidence level using a coverage factor of k = 2.

Certified Value $(\bar{x}) = \frac{\Sigma x_i}{n}$

$(\bar{x})$ = mean
x_i = individual results
n = number of measurements

Uncertainty (±) $= \frac{2\,[(\Sigma s_i)^2]^{1/2}}{(n)^{1/2}}$

Σs_i = The summation of all significant estimated errors (Most common are the errors from instrumental measurement, weighing, dilution to volume and the fixed error reported on the NIST SRM certificate of analysis)

4.0 TRACEABILITY TO NIST AND VALUES OBTAINED BY INDEPENDENT METHODS

· "Property of the result of a measurement or the value of a standard whereby it can be related to stated references, usually national or international standards, through an unbroken chain of comparisons all having stated uncertainties." (ISO VIM, 2nd ed., 1993, definition 6.10)

· This product is Traceable to NIST via an unbroken chain of comparisons. The uncertainties for each certified value are reported, taking into account the SRM uncertainty error and the measurement, weighing and volume dilution errors. In rare cases where no NIST SRMs are available, the term 'in-house std.' is specified.

4.1	**Assay Method #1**	**1,001 ± 3 µg/mL** ICP Assay NIST SRM 3114 Lot Number: 011017
	Assay Method #2	**1,003 ± 3 µg/mL** EDTA NIST SRM 928 Lot Number: 928

4.2 **BALANCE CALIBRATION** - All analytical balances are calibrated yearly by an A2LA accredited calibration laboratory and are traceable to a class E 2 analytical weight set with NIST Traceability. All balances are checked daily using an in-house procedure. The weights used for testing are annually compared to master weights and are traceable to the National Institute of Standards and Technology (NIST).

4.3 **THERMOMETER CALIBRATION** - All thermometers are NIST traceable through thermometers that are calibrated by an A2LA accredited calibration laboratory.

4.4 **GLASSWARE CALIBRATION** - An in-house procedure is used to calibrate all Class A glassware used in the manufacturing and quality control of CRM's.

5.0 TRACE METALLIC IMPURITIES (TMI) DETERMINED BY ICP/MS AND ICP-OES IN µg/mL

CRM's solutions are tested for trace metallic impurities by Axial ICP-OES and ICP-MS. The result from the most sensitive method for each element, is reported below. Solutions tested by ICP-MS were analyzed in an ULPA-Filtered Clean Room. An ULPA-Filter is 99.9985% efficient for the removal of particles down to 0.3 µm.

O	Al	< 0.000900	M	Dy	< 0.059973	O	Li	< 0.000020	M	Pr	< 0.002999	M	Te	< 0.299865
M	Sb	< 0.004998	M	Er	< 0.049978	M	Lu	< 0.003998	M	Re	< 0.009996	M	Tb	< 0.002999
M	As	< 0.099955	M	Eu	< 0.029987	O	Mg	< 0.000030	M	Rh	< 0.009996	M	Tl	< 0.009996
M	Ba	< 0.099955	M	Gd	< 0.009996	O	Mn	< 0.000200	M	Rb	< 0.009996	M	Th	< 0.009996
M	Be	< 0.004998	M	Ga	< 0.009996	O	Hg	< 0.015000	M	Ru	< 0.019991	M	Tm	< 0.003998
M	Bi	< 0.003998	M	Ge	< 0.059973	M	Mo	< 0.019991	M	Sm	< 0.009996	O	Sn	< 0.004000
M	B	< 0.699685	M	Au	< 0.029987	M	Nd	< 0.019991	M	Sc	< 0.099955	M	Ti	< 0.499775
M	Cd	< 0.029987	M	Hf	< 0.019991	O	Ni	< 0.003000	M	Se	< 0.079964	M	W	< 0.099955
O	Ca	0.000040	M	Ho	< 0.004998	M	Nb	< 0.004998	O	Si	< 0.003400	M	U	< 0.019991
M	Ce	< 0.049978	M	In	< 0.099955	n	Os		M	Ag	< 0.019991	O	V	< 0.003000
M	Cs	< 0.002999	M	Ir	< 0.049978	M	Pd	< 0.049978	O	Na	0.000060	M	Yb	< 0.009996
M	Cr	< 0.049978	O	Fe	< 0.001100	O	P	< 0.002600	M	Sr	< 0.004998	M	Y	< 0.399820
M	Co	< 0.029987	M	La	< 0.004998	M	Pt	< 0.019991	n	S		O	Zn	< 0.010000
s	Cu		O	Pb	< 0.010000	O	K	< 0.001800	M	Ta	< 0.069969	M	Zr	< 0.049978

M - Checked by ICP-MS O - Checked by ICP-OES i - Spectral Interference n - Not Checked For s - Solution Standard Element

6.0 INTENDED USE

For the calibration of analytical instruments including but not limited to the following:
HPLC, IC, TLC, ISE, IR, NMR, UV/VIS, MS, Capillary Eletrophoresis, Potentiometry, Wet Chemistry and Voltammetry
For the validation of analytical methods
For the preparation of "working reference samples"
For interference studies and the determination of correction coefficients
For detection limit and linearity studies
For additional intended uses, contact Technical Staff

This CRM was manufactured using 18 megohm doubly deionized water that has been filtered through a 0.2 micron filter.

7.0 INSTRUCTIONS FOR THE CORRECT USE OF THIS REFERENCE MATERIAL

Storage & Handling - Keep tightly sealed when not in use. Store and use at 20 ± 4°C. Do not pipet from container. Do not return portions removed for pipetting to container.

Atomic Weight; Valence; Coordination Number; Chemical Form in Solution - 63.546; +2; 6; $Cu(H_2O)_6^{2+}$

Chemical Compatibility - Stable in HCl, HNO_3, H_2SO_4, HF, H_3PO_4. Avoid basic media. Stable with most metals and inorganic anions in acidic media.

Stability - 2-100 ppb levels stable for months in 1% HNO_3 / LDPE container. 1-10,000 ppm solutions chemically stable for years in 1-5% HNO_3 / LDPE container.

Cu Containing Samples (Preparation and Solution) - Metal (soluble in HNO_3); Oxides (Soluble in HCl); Ores (Dissolve in HCl / HNO_3).

Atomic Spectroscopic Information (ICP-OES D.L.s are given as radial/axial view):

Technique/Line	Estimated D.L.	Order	Type	Interferences (underlined indicates severe)
ICP-OES 324.754 nm	0.06/.001 µg/mL		atom	Nb, U, Th, Mo, Hf
ICP-OES 224.700 nm	0.01/.001µg/mL	1	ion	Pb, Ir, Ni, W
ICP-OES 219.958 nm	0.01/.002 µg/mL	1	atom	Th, Ta, Nb, U, Hf
ICP-MS 63 amu	10 ppt	n/a	M+	40Ar23Na 47Ti16O, 14N12C37Cl, 16O12C35Cl, 23Na40Ca

Uranium Note: If uranium is present in this standard, it is natural abundance unless specified in Section 3.0.

8.0 HAZARDOUS INFORMATION - Please refer to the enclosed Material Safety Data sheet for information regarding this CRM.

9.0 HOMOGENEITY - This solution was mixed according to an in house procedure and is guaranteed to be homogeneous.

10.0 QUALITY STANDARD DOCUMENTATION

10.1 ISO 9001 Quality Management System Registration
- QMI File Number 010105

10.2 ISO/IEC 17025 "General Requirements for the Competence of Testing and Calibration"
- Chemical Testing - Accredited A2LA Certificate Number 883.01

10.3 ISO/IEC Guide 34 "General Requirements for the Competence of Reference Material Producers"
- Reference Materials Production - Accredited A2LA Certificate Number 883.02

10.4 10CFR50 Appendix B - Nuclear Regulatory Commission
- Domestic Licensing of Production and Utilization Facilities

10.5 10CFR21 - Nuclear Regulatory Commission
- Reporting Defects and Non-Compliance

11.0 DATE OF CERTIFICATION AND PERIOD OF VALIDITY

11.1 Shelf Life - The period of time during which the concentration of the analyte(s) in a properly packaged, unopened, and unused standard stored under environmentally controlled and monitored conditions will remain within the specified uncertainty range. Shelf life is limited primarily by transpiration (loss of water from the solution) and infrequently, by chemical instability.

11.2 Expiration Date - The date after which a CRM should not be used. Routine laboratory use of a CRM increases transpiration losses and the chance of contamination which affect the integrity of the CRM and limit its useful life. Manufacturer concurs with state and federal regulatory agencies' recommendations that solution standards be assigned a one-year expiration date.

11.3 Chemical Stability - Studies have been conducted on this or similar CRMs and it has been demonstrated that this CRM is chemically stable for a period of not less than two years provided the "Storage & Handling" conditions are followed that are described in section 7.0.

Certification Date: November 18, 2011

Expiration Date: EXPIRES 01 DEC 2013

12.0 NAMES AND SIGNATURES OF CERTIFYING OFFICERS

Certificate Prepared By:	Danny Feeny Product Documentation Technician	
Certificate Approved By:	Brian Alexander PhD., Quality Control Supervisor	
Certifying Officer:	Paul Gaines PhD., Senior Technical Director	

#424660

INORGANIC VENTURES
300 Technology Drive
Christiansburg, VA 24073 • USA
inorganicventures.com
tel: 800.669.6799 • 540.585.3030
fax: 540.585.3012
info@inorganicventures.com

CERTIFICATE OF ANALYSIS

1.0 **INORGANIC VENTURES** is an ISO Guide 34 "General Requirements for the Competence of Reference Material Producers" and ISO 9001 registered manufacturer. Our manufacturing laboratory is accredited to ISO/IEC 17025 "General Requirements for the Competence of Testing and Calibration Laboratories."

ACCREDITED Testing Laboratory Certificate 883.01 — ACCREDITED Reference Material Producer Certificate 883.02

Ron Rosland
RECEIVED 5/29/12

2.0 **DESCRIPTION OF CRM** **10000 µg/mL Iron in 5% (v/v) HNO3**

Catalog Number:	CGFE10-1, CGFE10-2, and CGFE10-5
Lot Number:	**E2-FE03145**
Starting Material:	Fe powder
Starting Material Purity (%):	99.9983
Starting Material Lot No:	1618
Matrix:	5% (v/v) HNO3

3.0 **CERTIFIED VALUES AND UNCERTAINTIES**

Certified Concentration: 10,032 ± 54 µg/mL - weighted mean

Certified Density: 1.053 g/mL (measured at 20 ± 1°C)

The following equations are used in the calculation of the certified value and the uncertainty. Reported uncertainties represent expanded uncertainties expressed at approximately the 95% confidence level using a coverage factor of k = 2.

Certified Value $(\bar{x}) = \frac{\Sigma x_i}{n}$

Uncertainty $(\pm) = \frac{2\,[(\Sigma s_i)^2]^{1/2}}{(n)^{1/2}}$

$(\bar{x})$ = mean
x_i = individual results
n = number of measurements
Σs_i = The summation of all significant estimated errors (Most common are the errors from instrumental measurement, weighing, dilution to volume and the fixed error reported on the NIST SRM certificate of analysis)

4.0 **TRACEABILITY TO NIST AND VALUES OBTAINED BY INDEPENDENT METHODS**

· "Property of the result of a measurement or the value of a standard whereby it can be related to stated references, usually national or international standards, through an unbroken chain of comparisons all having stated uncertainties." (ISO VIM, 2nd ed., 1993, definition 6.10)

· This product is Traceable to NIST via an unbroken chain of comparisons. The uncertainties for each certified value are reported, taking into account the SRM uncertainty error and the measurement, weighing and volume dilution errors. In rare cases where no NIST SRMs are available, the term 'in-house std.' is specified.

4.1 **Assay Method #1** **10,023 ± 38 µg/mL**
ICP Assay NIST SRM 3126a Lot Number: 051031

Assay Method #2 **10,052 ± 25 µg/mL**
EDTA NIST SRM 928 Lot Number: 928

4.2 **BALANCE CALIBRATION** - All analytical balances are calibrated yearly by an A2LA accredited calibration laboratory and are traceable to a class E 2 analytical weight set with NIST Traceability. All balances are checked daily using an in-house procedure. The weights used for testing are annually compared to master weights and are traceable to the National Institute of Standards and Technology (NIST).

4.3 **THERMOMETER CALIBRATION** - All thermometers are NIST traceable through thermometers that are calibrated by an A2LA accredited calibration laboratory.

4.4 **GLASSWARE CALIBRATION** - An in-house procedure is used to calibrate all Class A glassware used in the manufacturing and quality control of CRM's.

5.0 TRACE METALLIC IMPURITIES (TMI) DETERMINED BY ICP/MS AND ICP-OES IN µg/mL

CRM's solutions are tested for trace metallic impurities by Axial ICP-OES and ICP-MS. The result from the most sensitive method for each element, is reported below. Solutions tested by ICP-MS were analyzed in an ULPA-Filtered Clean Room. An ULPA-Filter is 99.9985% efficient for the removal of particles down to 0.3 µm.

O	Al	< 0.002700	M	Dy	< 0.039911	O	Li	< 0.000030	M	Pr	< 0.001996	M	Te	< 0.199556
M	Sb	< 0.003326	M	Er	< 0.033259	M	Lu	< 0.002661	M	Re	< 0.006652	M	Tb	< 0.001996
M	As	< 0.066519	M	Eu	< 0.019956	O	Mg	< 0.000060	M	Rh	< 0.006652	M	Tl	< 0.006652
O	Ba	< 0.000100	M	Gd	< 0.006652	O	Mn	0.054322	M	Rb	< 0.006652	M	Th	< 0.006652
O	Be	< 0.000050	M	Ga	< 0.006652	O	Hg	< 0.011000	M	Ru	< 0.013304	M	Tm	< 0.002661
M	Bi	< 0.002661	i	Ge		M	Mo	< 0.013304	M	Sm	< 0.006652	M	Sn	< 0.033259
O	B	< 0.020000	M	Au	< 0.019956	M	Nd	< 0.013304	M	Sc	< 0.066519	M	Ti	< 0.332594
M	Cd	< 0.019956	M	Hf	< 0.013304	O	Ni	0.055831	M	Se	< 0.053215	M	W	< 0.066519
O	Ca	0.004527	M	Ho	< 0.003326	M	Nb	< 0.003326	O	Si	< 0.010000	M	U	< 0.013304
M	Ce	< 0.033259	M	In	< 0.066519	n	Os		M	Ag	< 0.013304	M	V	< 0.013304
M	Cs	< 0.001996	M	Ir	< 0.033259	M	Pd	< 0.033259	O	Na	0.004678	M	Yb	< 0.006652
M	Cr	< 0.033259	s	Fe		i	P		M	Sr	< 0.003326	M	Y	< 0.266075
O	Co	0.057340	M	La	< 0.003326	M	Pt	< 0.013304	i	S		M	Zn	< 0.133038
M	Cu	< 0.039911	M	Pb	< 0.019956	O	K	< 0.001700	M	Ta	< 0.046563	M	Zr	< 0.033259

M - Checked by ICP-MS O - Checked by ICP-OES i - Spectral Interference n - Not Checked For s - Solution Standard Element

6.0 INTENDED USE

For the calibration of analytical instruments including but not limited to the following:
HPLC, IC, TLC, ISE, IR, NMR, UV/VIS, MS, Capillary Eletrophoresis, Potentiometry, Wet Chemistry and Voltammetry
For the validation of analytical methods
For the preparation of "working reference samples"
For interference studies and the determination of correction coefficients
For detection limit and linearity studies
For additional intended uses, contact Technical Staff

This CRM was manufactured using 18 megohm doubly deionized water that has been filtered through a 0.2 micron filter.

7.0 INSTRUCTIONS FOR THE CORRECT USE OF THIS REFERENCE MATERIAL

Storage & Handling - Keep tightly sealed when not in use. Store and use at 20 ± 4°C. Do not pipet from container. Do not return portions removed for pipetting to container.

Atomic Weight; Valence; Coordination Number; Chemical Form in Solution - 55.847; +3; 6; Fe(H2O)63+

Chemical Compatibility - Stable in HCl, HNO3, H2SO4 ,HF and H3PO4. Avoid basic media. Stable with most metals and inorganic anions in acidic media.

Stability - 2-100 ppb levels stable for months in 1% HNO3 / LDPE container. 1-10,000 ppm solutions chemically stable for years in 1-5% HNO3 / LDPE container.

Fe Containing Samples (Preparation and Solution) - Metal (Soluble in HCl); Oxides (If the oxide has been at a high temperature then Na2CO3 fusion in Pt0 followed by HCl dissolution otherwise dissolve in dilute HCl); Ores (See Oxides above using only the fusion approach).

Atomic Spectroscopic Information (ICP-OES D.L.s are given as radial/axial view):

Technique/Line	Estimated D.L.	Order	Type	Interferences (underlined indicates severe)
ICP-OES 238.204 nm	0.005 / 0.001 µg/mL	1	ion	Ru, Co
ICP-OES 239.562 nm	0.005 / 0.001 µg/mL	1	ion	Co, W, Cr
ICP-OES 259.940 nm	0.006 / 0.001 µg/mL	1	ion	Hf, Nb
ICP-MS 56 amu	970 ppt	n/a	M+	40Ar15N1H, 40Ar16O, 36Ar17O1H , 38Ar18O, 37Cl18O1H, 40Ca16O

Uranium Note: If uranium is present in this standard, it is natural abundance unless specified in Section 3.0.

8.0 HAZARDOUS INFORMATION - Please refer to the enclosed Material Safety Data sheet for information regarding this CRM.

9.0 HOMOGENEITY - This solution was mixed according to an in house procedure and is guaranteed to be homogeneous.

10.0 QUALITY STANDARD DOCUMENTATION

10.1 ISO 9001 Quality Management System Registration
- QMI Certificate Number 010105

10.2 ISO/IEC 17025 "General Requirements for the Competence of Testing and Calibration"
- Chemical Testing - Accredited A2LA Certificate Number 883.01

10.3 ISO/IEC Guide 34 "General Requirements for the Competence of Reference Material Producers"
- Reference Materials Production - Accredited A2LA Certificate Number 883.02

10.4 10CFR50 Appendix B - Nuclear Regulatory Commission
- Domestic Licensing of Production and Utilization Facilities

10.5 10CFR21 - Nuclear Regulatory Commission
- Reporting Defects and Non-Compliance

11.0 DATE OF CERTIFICATION AND PERIOD OF VALIDITY

11.1 Shelf Life - The period of time during which the concentration of the analyte(s) in a properly packaged, unopened, and unused standard stored under environmentally controlled and monitored conditions will remain within the specified uncertainty range. Shelf life is limited primarily by transpiration (loss of water from the solution) and infrequently, by chemical instability.

11.2 Expiration Date - The date after which a CRM should not be used. Routine laboratory use of a CRM increases transpiration losses and the chance of contamination which affect the integrity of the CRM and limit its useful life. Manufacturer concurs with state and federal regulatory agencies' recommendations that solution standards be assigned a one-year expiration date.

11.3 Chemical Stability - Studies have been conducted on this or similar CRMs and it has been demonstrated that this CRM is chemically stable for a period of not less than two years provided the "Storage & Handling" conditions are followed that are described in section 7.0.

Certification Date: January 16, 2012
Expiration Date:

EXPIRES
01/2013

12.0 NAMES AND SIGNATURES OF CERTIFYING OFFICERS

Certificate Prepared By:	Danny Feeny, Product Documentation Technician	Danny R Feeny
Certificate Approved By:	Brian Alexander, PhD., Quality Control Supervisor	Brian Alexander
Certifying Officer:	Paul Gaines, PhD., Senior Technical Director	Paul R Gaines

INORGANIC™ VENTURES
300 Technology Drive
Christiansburg, VA 24073 • USA
inorganicventures.com

381729

CERTIFICATE OF ANALYSIS

tel 800.669.6799 • 540.585.3032
fax 540.585.3012
info@inorganicventures.com

1.0 **INORGANIC VENTURES** is an ISO Guide 34 "General Requirements for the Competence of Reference Material Producers" and ISO 9001 registered manufacturer. Our manufacturing laboratory is accredited to ISO/IEC 17025 "General Requirements for the Competence of Testing and Calibration Laboratories."

ACCREDITED Testing Laboratory Certificate 883.01

ACCREDITED Reference Material Producer Certificate 883.02

2.0 **DESCRIPTION OF CRM** **10000 µg/mL Potassium in 2% (v/v) HNO3**

Catalog Number:	CGK10-1, CGK10-2, and CGK10-5
Lot Number:	**F2-K03029**
Starting Material:	KNO3
Starting Material Purity (%):	99.9981
Starting Material Lot No:	B19P01
Matrix:	2% (v/v) HNO3

Received 4/17/12

3.0 **CERTIFIED VALUES AND UNCERTAINTIES**

Certified Concentration: 9,979 ± 55 µg/mL - weighted mean

Certified Density: 1.024 g/mL (measured at 20 ± 1°C)

The following equations are used in the calculation of the certified value and the uncertainty. Reported uncertainties represent expanded uncertainties expressed at approximately the 95% confidence level using a coverage factor of k = 2.

Certified Value $(\bar{x}) = \frac{\Sigma x_i}{n}$

$(\bar{x})$ = mean
x_i = individual results
n = number of measurements

Uncertainty (±) = $2\,[\,\Sigma(s_i)^2\,]^{1/2}$

2 = the coverage factor.
$[\,\Sigma(s_i)^2\,]^{1/2}$ = The square root of the sum of the squares of the most common errors (where 's' stands for the standard deviation) from instrumental measurement, density, NIST SRM uncertainty, weighing, dilution to volume, homogeneity, long term stability and short term stability.

4.0 **TRACEABILITY TO NIST AND VALUES OBTAINED BY INDEPENDENT METHODS**

· "Property of the result of a measurement or the value of a standard whereby it can be related to stated references, usually national or international standards, through an unbroken chain of comparisons all having stated uncertainties." (ISO VIM, 2nd ed., 1993, definition 6.10)

· This product is Traceable to NIST via an unbroken chain of comparisons. The uncertainties for each certified value are reported, taking into account the SRM uncertainty error and the measurement, weighing and volume dilution errors. In rare cases where no NIST SRMs are available, the term 'in-house std.' is specified.

4.1 Assay Method #1 **9,981 ± 40 µg/mL**
ICP Assay NIST SRM 3141a Lot Number: 051220

Assay Method #2 **9,971 ± 18 µg/mL**
Gravimetric NIST SRM Lot Number: See Sec. 4.2

4.2 **BALANCE CALIBRATION** - All analytical balances are calibrated yearly by an A2LA accredited calibration laboratory and are traceable to a class E 2 analytical weight set with NIST Traceability. All balances are checked daily using an in-house procedure. The weights used for testing are annually compared to master weights and are traceable to the National Institute of Standards and Technology (NIST).

4.3 **THERMOMETER CALIBRATION** - All thermometers are NIST traceable through thermometers that are calibrated by an A2LA accredited calibration laboratory.

4.4 **GLASSWARE CALIBRATION** - An in-house procedure is used to calibrate all Class A glassware used in the manufacturing and quality control of CRM's.

5.0 TRACE METALLIC IMPURITIES (TMI) DETERMINED BY ICP/MS AND ICP-OES IN µg/mL

CRM's solutions are tested for trace metallic impurities by Axial ICP-OES and ICP-MS. The result from the most sensitive method for each element, is reported below. Solutions tested by ICP-MS were analyzed in an ULPA-Filtered Clean Room. An ULPA-Filter is 99.9985% efficient for the removal of particles down to 0.3 µm.

O	Al	< 0.000900	M	Dy	< 0.037817	O	Li	0.000065	M	Pr	< 0.001891	M	Te	< 0.189084
M	Sb	< 0.003151	M	Er	< 0.031514	M	Lu	< 0.002521	M	Re	< 0.006303	M	Tb	< 0.001891
M	As	< 0.063028	M	Eu	< 0.018908	O	Mg	0.001032	M	Rh	< 0.006303	M	Tl	< 0.006303
O	Ba	0.000055	M	Gd	< 0.006303	O	Mn	0.000161	M	Rb	0.416797	M	Th	< 0.006303
O	Be	< 0.000200	M	Ga	< 0.006303	O	Hg	< 0.015000	M	Ru	< 0.012606	M	Tm	< 0.002521
M	Bi	< 0.002521	O	Ge	< 0.001500	M	Mo	< 0.012606	M	Sm	< 0.006303	M	Sn	< 0.031514
O	B	< 0.000600	O	Au	< 0.003000	M	Nd	< 0.012606	O	Sc	< 0.000100	O	Ti	< 0.000700
M	Cd	< 0.018908	M	Hf	< 0.012606	O	Ni	0.000806	O	Se	< 0.050000	M	W	< 0.063028
O	Ca	0.003548	M	Ho	< 0.003151	M	Nb	< 0.003151	O	Si	< 0.003400	M	U	< 0.012606
M	Ce	< 0.031514	M	In	< 0.063028	n	Os		M	Ag	< 0.012606	O	V	< 0.000900
M	Cs	< 0.001891	M	Ir	< 0.031514	M	Pd	< 0.031514	O	Na	0.051613	M	Yb	< 0.006303
M	Cr	< 0.031514	O	Fe	0.000500	O	P	< 0.002500	M	Sr	< 0.003151	M	Y	< 0.252111
M	Co	< 0.018908	M	La	< 0.003151	M	Pt	< 0.012606	O	S	< 0.072000	O	Zn	0.000403
M	Cu	< 0.037817	M	Pb	< 0.018908	s	K		M	Ta	< 0.044119	M	Zr	< 0.031514

M - Checked by ICP-MS O - Checked by ICP-OES i - Spectral Interference n - Not Checked For s - Solution Standard Element

6.0 INTENDED USE

For the calibration of analytical instruments including but not limited to the following:
HPLC, IC, TLC, ISE, IR, NMR, UV/VIS, MS, Capillary Eletrophoresis, Potentiometry, Wet Chemistry and Voltammetry
For the validation of analytical methods
For the preparation of "working reference samples"
For interference studies and the determination of correction coefficients
For detection limit and linearity studies
For additional intended uses, contact Technical Staff

This CRM was manufactured using 18 megohm doubly deionized water that has been filtered through a 0.2 micron filter.

7.0 INSTRUCTIONS FOR THE CORRECT USE OF THIS REFERENCE MATERIAL

Storage & Handling - Keep tightly sealed when not in use. Store and use at 20 ± 4°C. Do not pipet from container. Do not return portions removed for pipetting to container.

Atomic Weight; Valence; Coordination Number; Chemical Form in Solution - 39.0983; +1; (6); K+(aq)
(Coordination Number in parentheses is assumed, not certain.)

Chemical Compatibility - Soluble in HCl, HNO3, H2SO4 and HF aqueous matrices. Avoid use of HClO4 due to insolubility of the perchlorate. Stable with all metals and inorganic anions except ClO4-.

Stability - 2-100 ppb levels stable for months in 1% HNO3 / LDPE container. 1-10,000 ppm solutions chemically stable for years in 1-5% HNO3 / LDPE container.

K Containing Samples (Preparation and Solution) - Metal (Dissolves very rapidly in water); Ores (Sodium carbonate fusion in Pt0 followed by HCl dissolution-blank levels of K in sodium carbonate critical); Organic Matrices (Sulfuric/peroxide digestion)

Atomic Spectroscopic Information (ICP-OES D.L.s are given as radial/axial view):

Technique/Line	Estimated D.L.	Order	Type	Interferences (underlined indicates severe)
ICP-OES 766.490 nm	0.4 / 0.001 µg/mL	1	atom	2nd order radiation from R.E.s on some optical designs
ICP-OES 771.531 nm	1.0 / 0.03 µg/mL	1	atom	2nd order radiation from R.E.s on some optical designs
ICP-OES 404.721 nm	1.1 / 0.05 µg/mL	1	atom	U, Ce,
ICP-MS 39 amu	10 ppt	n/a	M+	38ArH, 23Na16O, 78Se

Uranium Note: If uranium is present in this standard, it is natural abundance unless specified in Section 3.0.

8.0 HAZARDOUS INFORMATION - Please refer to the enclosed Material Safety Data sheet for information regarding this CRM.

9.0 HOMOGENEITY - This solution was mixed according to an in house procedure and is guaranteed to be homogeneous. Inorganic Ventures homogeneity data indicate that the end user should take a minimum sample size of 0.2mL to assure homogeneity.

10.0 QUALITY STANDARD DOCUMENTATION

10.1 ISO 9001 Quality Management System Registration
- QMI File Number 010105

10.2 ISO/IEC 17025 "General Requirements for the Competence of Testing and Calibration"
- Chemical Testing - Accredited A2LA Certificate Number 883.01

10.3 ISO/IEC Guide 34 "General Requirements for the Competence of Reference Material Producers"
- Reference Materials Production - Accredited A2LA Certificate Number 883.02

10.4 10CFR50 Appendix B - Nuclear Regulatory Commission
- Domestic Licensing of Production and Utilization Facilities

10.5 10CFR21 - Nuclear Regulatory Commission
- Reporting Defects and Non-Compliance

11.0 DATE OF CERTIFICATION AND PERIOD OF VALIDITY

11.1 Shelf Life - The period of time during which the concentration of the analyte(s) in a properly packaged, unopened, and unused standard stored under environmentally controlled and monitored conditions will remain within the specified uncertainty range. Shelf life is limited primarily by transpiration (loss of water from the solution) and infrequently, by chemical instability.

11.2 Expiration Date - The date after which a CRM should not be used. Routine laboratory use of a CRM increases transpiration losses and the chance of contamination which affect the integrity of the CRM and limit its useful life. Manufacturer concurs with state and federal regulatory agencies' recommendations that solution standards be assigned a one-year expiration date.

11.3 Chemical Stability - Studies have been conducted on this or similar CRMs and it has been demonstrated that this CRM is chemically stable for a period of not less than two years provided the "Storage & Handling" conditions are followed that are described in section 7.0.

Certification Date: March 29, 2012
Expiration Date:

EXPIRES
01/2013

12.0 NAMES AND SIGNATURES OF CERTIFYING OFFICERS

Certificate Prepared By:	Danny Feeny, Product Documentation Technician	Danny R Feeny
Certificate Approved By:	Brian Alexander, PhD., Quality Control Supervisor	Brian Alexander
Certifying Officer:	Paul Gaines, PhD., Senior Technical Director	Paul R Gaines

635055

INORGANIC VENTURES™
300 Technology Drive
Christiansburg, VA 24073 • USA
inorganicventures.com
tel. 800.669.6799 • 540.585.3030
fax: 540.585.3012
info@inorganicventures.com

CERTIFICATE OF ANALYSIS

1.0 **INORGANIC VENTURES** is an ISO Guide 34 "General Requirements for the Competence of Reference Material Producers" and ISO 9001 registered manufacturer. Our manufacturing laboratory is accredited to ISO/IEC 17025 "General Requirements for the Competence of Testing and Calibration Laboratories."

ACCREDITED Testing Laboratory Certificate 883.01

ACCREDITED Reference Material Producer Certificate 883.02

2.0 **DESCRIPTION OF CRM** **10000 µg/mL Magnesium in 2% (v/v) HNO3**

Catalog Number:	CGMG10-1, CGMG10-2, and CGMG10-5
Lot Number:	**E2-MG03106**
Starting Material:	Mg metal
Starting Material Purity (%):	99.9998
Starting Material Lot No:	1484
Matrix:	2% (v/v) HNO3

Received 11/12/12 JR

3.0 **CERTIFIED VALUES AND UNCERTAINTIES**

Certified Concentration: 10,000 ± 54 µg/mL - weighted mean

Certified Density: 1.053 g/mL (measured at 20 ± 1°C)

The following equations are used in the calculation of the certified value and the uncertainty. Reported uncertainties represent expanded uncertainties expressed at approximately the 95% confidence level using a coverage factor of k = 2.

Certified Value $(\bar{x}) = \frac{\Sigma x_i}{n}$

$(\bar{x})$ = mean
x_i = individual results
n = number of measurements

Uncertainty (±) $= \frac{2\,[(\Sigma s_i)^2]^{1/2}}{(n)^{1/2}}$

Σs_i = The summation of all significant estimated errors (Most common are the errors from instrumental measurement, weighing, dilution to volume and the fixed error reported on the NIST SRM certificate of analysis)

4.0 **TRACEABILITY TO NIST AND VALUES OBTAINED BY INDEPENDENT METHODS**

· "Property of the result of a measurement or the value of a standard whereby it can be related to stated references, usually national or international standards, through an unbroken chain of comparisons all having stated uncertainties." (ISO VIM, 2nd ed., 1993, definition 6.10)

· This product is Traceable to NIST via an unbroken chain of comparisons. The uncertainties for each certified value are reported, taking into account the SRM uncertainty error and the measurement, weighing and volume dilution errors. In rare cases where no NIST SRMs are available, the term 'in-house std.' is specified.

4.1 **Assay Method #1** **9,999 ± 38 µg/mL**
ICP Assay NIST SRM 3131a Lot Number: 050302

Assay Method #2 **10,001 ± 26 µg/mL**
EDTA NIST SRM 928 Lot Number: 928

4.2 **BALANCE CALIBRATION** - All analytical balances are calibrated yearly by an A2LA accredited calibration laboratory and are traceable to a class E 2 analytical weight set with NIST Traceability. All balances are checked daily using an in-house procedure. The weights used for testing are annually compared to master weights and are traceable to the National Institute of Standards and Technology (NIST).

4.3 **THERMOMETER CALIBRATION** - All thermometers are NIST traceable through thermometers that are calibrated by an A2LA accredited calibration laboratory.

4.4 **GLASSWARE CALIBRATION** - An in-house procedure is used to calibrate all Class A glassware used in the manufacturing and quality control of CRM's.

5.0 TRACE METALLIC IMPURITIES (TMI) DETERMINED BY ICP/MS AND ICP-OES IN µg/mL

CRM's solutions are tested for trace metallic impurities by Axial ICP-OES and ICP-MS. The result from the most sensitive method for each element, is reported below. Solutions tested by ICP-MS were analyzed in an ULPA-Filtered Clean Room. An ULPA-Filter is 99.9985% efficient for the removal of particles down to 0.3 µm.

O	Al	< 0.000600	M	Dy	< 0.022339	O	Li	0.011947	M	Pr	< 0.001117	M	Te	< 0.111693
M	Sb	< 0.001862	M	Er	< 0.018615	M	Lu	< 0.001489	M	Re	< 0.003723	M	Tb	< 0.001117
M	As	< 0.037231	M	Eu	< 0.011169	s	Mg		M	Rh	< 0.003723	M	Tl	< 0.003723
M	Ba	< 0.037231	M	Gd	< 0.003723	O	Mn	< 0.000024	M	Rb	< 0.003723	M	Th	< 0.003723
O	Be	< 0.000170	M	Ga	< 0.003723	O	Hg	< 0.009000	M	Ru	< 0.007446	M	Tm	< 0.001489
M	Bi	< 0.001489	M	Ge	< 0.022339	M	Mo	< 0.007446	M	Sm	< 0.003723	M	Sn	< 0.018615
O	B	< 0.003000	M	Au	< 0.011169	M	Nd	< 0.007446	M	Sc	< 0.037231	O	Ti	< 0.001100
M	Cd	< 0.011169	M	Hf	< 0.007446	O	Ni	< 0.002700	M	Se	< 0.029785	M	W	< 0.037231
O	Ca	0.003982	M	Ho	< 0.001862	M	Nb	< 0.001862	O	Si	< 0.006000	M	U	< 0.007446
M	Ce	< 0.018615	M	In	< 0.037231	n	Os		M	Ag	< 0.007446	M	V	< 0.007446
M	Cs	< 0.001117	M	Ir	< 0.018615	M	Pd	< 0.018615	O	Na	0.011947	M	Yb	< 0.003723
O	Cr	< 0.000300	O	Fe	< 0.001600	O	P	< 0.016000	M	Sr	< 0.001862	M	Y	< 0.148924
M	Co	< 0.011169	M	La	< 0.001862	M	Pt	< 0.007446	n	S		O	Zn	< 0.000900
O	Cu	< 0.004000	M	Pb	0.004942	O	K	< 0.050000	M	Ta	< 0.026062	M	Zr	< 0.018615

M - Checked by ICP-MS O - Checked by ICP-OES i - Spectral Interference n - Not Checked For s - Solution Standard Element

6.0 INTENDED USE

For the calibration of analytical instruments including but not limited to the following:
HPLC, IC, TLC, ISE, IR, NMR, UV/VIS, MS, Capillary Eletrophoresis, Potentiometry, Wet Chemistry and Voltammetry
For the validation of analytical methods
For the preparation of "working reference samples"
For interference studies and the determination of correction coefficients
For detection limit and linearity studies
For additional intended uses, contact Technical Staff

This CRM was manufactured using 18 megohm doubly deionized water that has been filtered through a 0.2 micron filter.

7.0 INSTRUCTIONS FOR THE CORRECT USE OF THIS REFERENCE MATERIAL

Storage & Handling - Keep tightly sealed when not in use. Store and use at 20 ± 4°C. Do not pipet from container. Do not return portions removed for pipetting to container.

Atomic Weight; Valence; Coordination Number; Chemical Form in Solution - 24.305; +2; 6; $Mg(H_2O)_6^{+2}$

Chemical Compatibility - Soluble in HCl, HNO_3, and H_2SO_4 avoid HF, H_3PO_4 and neutral to basic media. Stable with most metals and inorganic anions forming insoluble silicates, carbonates, hydroxides, oxides, and tungstates in neutral and slightly acidic media.

Stability - 2-100 ppb levels stable for months in 1% HNO_3 / LDPE container. 1-10,000 ppm solutions chemically stable for years in 1-10% HNO_3 / LDPE container.

Mg Containing Samples (Preparation and Solution) - Metal (Best dissolved in diluted HNO_3); Oxide (Readily soluble in above compatible aqueous acidic solutions); Ores (Carbonate fusion in Pt0 followed by HCl dissolution); Organic Matrices (Sulfuric / peroxide digestion or nitric / sulfuric / perchloric acid decomposition, or dry ash and dissolution in dilute HCl).

Atomic Spectroscopic Information (ICP-OES D.L.s are given as radial/axial view):

Technique/Line	Estimated D.L.	Order	Type	Interferences (underlined indicates severe)
ICP-OES 279.553 nm	0.0002 / 0.00003 µg/mL	1	ion	Th
ICP-OES 280.270 nm	0.0003 / 0.00005 µg/mL	1	ion	U, V
ICP-OES 285.213 nm	0.002 / 0.00003 µg/mL	1	atom	U, Hf, Cr, Zr
ICP-MS 24 amu	42 ppt	n/a	M+	7Li17O, 48Ti+2 , 48Ca+2

Uranium Note: If uranium is present in this standard, it is natural abundance unless specified in Section 3.0.

8.0 HAZARDOUS INFORMATION - Please refer to the enclosed Material Safety Data sheet for information regarding this CRM.

9.0 HOMOGENEITY - This solution was mixed according to an in house procedure and is guaranteed to be homogeneous.

10.0 QUALITY STANDARD DOCUMENTATION

10.1 ISO 9001 Quality Management System Registration
- QMI File Number 010105

10.2 ISO/IEC 17025 "General Requirements for the Competence of Testing and Calibration"
- Chemical Testing - Accredited A2LA Certificate Number 883.01

10.3 ISO/IEC Guide 34 "General Requirements for the Competence of Reference Material Producers"
- Reference Materials Production - Accredited A2LA Certificate Number 883.02

10.4 10CFR50 Appendix B - Nuclear Regulatory Commission
- Domestic Licensing of Production and Utilization Facilities

10.5 10CFR21 - Nuclear Regulatory Commission
- Reporting Defects and Non-Compliance

11.0 DATE OF CERTIFICATION AND PERIOD OF VALIDITY

11.1 Shelf Life - The period of time during which the concentration of the analyte(s) in a properly packaged, unopened, and unused standard stored under environmentally controlled and monitored conditions will remain within the specified uncertainty range. Shelf life is limited primarily by transpiration (loss of water from the solution) and infrequently, by chemical instability.

11.2 Expiration Date - The date after which a CRM should not be used. Routine laboratory use of a CRM increases transpiration losses and the chance of contamination which affect the integrity of the CRM and limit its useful life. Manufacturer concurs with state and federal regulatory agencies' recommendations that solution standards be assigned a one-year expiration date.

11.3 Chemical Stability - Studies have been conducted on this or similar CRMs and it has been demonstrated that this CRM is chemically stable for a period of not less than two years provided the "Storage & Handling" conditions are followed that are described in section 7.0.

Certification Date: November 30, 2011
Expiration Date: EXPIRES 01 DEC 2013

12.0 NAMES AND SIGNATURES OF CERTIFYING OFFICERS

Certificate Prepared By:	Danny Feeny Product Documentation Technician	
Certificate Approved By:	Brian Alexander PhD., Quality Control Supervisor	
Certifying Officer:	Paul Gaines PhD., Senior Technical Director	

INORGANIC VENTURES™
300 Technology Drive
Christiansburg, VA 24073 · USA
inorganicventures.com
tel: 800.669.6799 · 540.585.3030
fax: 540.585.3012
info@inorganicventures.com

CERTIFICATE OF ANALYSIS

1.0 **INORGANIC VENTURES** is an ISO Guide 34 "General Requirements for the Competence of Reference Material Producers" and ISO 9001 registered manufacturer. Our manufacturing laboratory is accredited to ISO/IEC 17025 "General Requirements for the Competence of Testing and Calibration Laboratories."

ACCREDITED Testing Laboratory Certificate 883.01

ACCREDITED Reference Material Producer Certificate 883.02

2.0 DESCRIPTION OF CRM — 1000 µg/mL Manganese in 3% (v/v) HNO3

Catalog Number:	CGMN1-1, CGMN1-2, and CGMN1-5
Lot Number:	**E2-MN02093**
Starting Material:	Mn pieces
Starting Material Purity (%):	99.9940
Starting Material Lot No:	1573
Matrix:	3% (v/v) HNO3

3.0 CERTIFIED VALUES AND UNCERTAINTIES

Certified Concentration: 999 ± 5 µg/mL - weighted mean

Certified Density: 1.017 g/mL (measured at 20 ± 1°C)

The following equations are used in the calculation of the certified value and the uncertainty. Reported uncertainties represent expanded uncertainties expressed at approximately the 95% confidence level using a coverage factor of k = 2.

$$\text{Certified Value } (\bar{x}) = \frac{\Sigma x_i}{n}$$

$$\text{Uncertainty } (\pm) = \frac{2\,[(\Sigma s_i)^2]^{1/2}}{(n)^{1/2}}$$

($\bar{x}$) = mean
x_i = individual results
n = number of measurements
Σs_i = The summation of all significant estimated errors
(Most common are the errors from instrumental measurement, weighing, dilution to volume and the fixed error reported on the NIST SRM certificate of analysis)

4.0 TRACEABILITY TO NIST AND VALUES OBTAINED BY INDEPENDENT METHODS

· "Property of the result of a measurement or the value of a standard whereby it can be related to stated references, usually national or international standards, through an unbroken chain of comparisons all having stated uncertainties." (ISO VIM, 2nd ed., 1993, definition 6.10)

· This product is Traceable to NIST via an unbroken chain of comparisons. The uncertainties for each certified value are reported, taking into account the SRM uncertainty error and the measurement, weighing and volume dilution errors. In rare cases where no NIST SRMs are available, the term 'in-house std.' is specified.

4.1 **Assay Method #1** **998 ± 3 µg/mL**
ICP Assay NIST SRM 3132 Lot Number: 050429

Assay Method #2 **1,000 ± 3 µg/mL**
EDTA NIST SRM 928 Lot Number: 928

4.2 BALANCE CALIBRATION - All analytical balances are calibrated yearly by an A2LA accredited calibration laboratory and are traceable to a class E 2 analytical weight set with NIST Traceability. All balances are checked daily using an in-house procedure. The weights used for testing are annually compared to master weights and are traceable to the National Institute of Standards and Technology (NIST).

4.3 THERMOMETER CALIBRATION - All thermometers are NIST traceable through thermometers that are calibrated by an A2LA accredited calibration laboratory.

4.4 GLASSWARE CALIBRATION - An in-house procedure is used to calibrate all Class A glassware used in the manufacturing and quality control of CRM's.

5.0 TRACE METALLIC IMPURITIES (TMI) DETERMINED BY ICP/MS AND ICP-OES IN µg/mL

CRM's solutions are tested for trace metallic impurities by Axial ICP-OES and ICP-MS. The result from the most sensitive method for each element, is reported below. Solutions tested by ICP-MS were analyzed in an ULPA-Filtered Clean Room. An ULPA-Filter is 99.9985% efficient for the removal of particles down to 0.3 µm.

O	Al		0.000806	M	Dy	<	0.049987	O	Li	<	0.000020	M	Pr	<	0.002499	M	Te	<	0.249933
M	Sb	<	0.004166	M	Er	<	0.041656	M	Lu	<	0.003332	M	Re	<	0.008331	M	Tb	<	0.002499
M	As	<	0.083311	M	Eu	<	0.024993	O	Mg		0.041735	M	Rh	<	0.008331	M	Tl	<	0.008331
M	Ba	<	0.083311	M	Gd	<	0.008331	s	Mn			M	Rb	<	0.008331	M	Th	<	0.008331
M	Be	<	0.004166	O	Ga	<	0.050000	i	Hg			M	Ru	<	0.016662	M	Tm	<	0.003332
M	Bi	<	0.003332	O	Ge	<	0.003000	M	Mo	<	0.016662	M	Sm	<	0.008331	M	Sn	<	0.041656
O	B		0.002646	M	Au	<	0.024993	M	Nd	<	0.016662	M	Sc	<	0.083311	O	Ti	<	0.002000
M	Cd	<	0.024993	M	Hf	<	0.016662	M	Ni	<	0.066649	M	Se	<	0.066649	M	W	<	0.083311
O	Ca		0.003247	M	Ho	<	0.004166	M	Nb	<	0.004166	O	Si	<	0.050000	M	U	<	0.016662
M	Ce	<	0.041656	M	In	<	0.083311	n	Os			M	Ag	<	0.016662	M	V	<	0.016662
M	Cs	<	0.002499	M	Ir	<	0.041656	M	Pd	<	0.041656	O	Na		0.006375	M	Yb	<	0.008331
M	Cr		0.004208	O	Fe	<	0.010000	i	P			M	Sr	<	0.004166	M	Y	<	0.333244
M	Co		0.001804	M	La	<	0.004166	M	Pt	<	0.016662	i	S			O	Zn	<	0.000600
M	Cu	<	0.049987	M	Pb	<	0.024993	O	K		0.000842	M	Ta	<	0.058318	M	Zr	<	0.041656

M - Checked by ICP-MS O - Checked by ICP-OES i - Spectral Interference n - Not Checked For s - Solution Standard Element

6.0 INTENDED USE

For the calibration of analytical instruments including but not limited to the following:
HPLC, IC, TLC, ISE, IR, NMR, UV/VIS, MS, Capillary Eletrophoresis, Potentiometry, Wet Chemistry and Voltammetry
For the validation of analytical methods
For the preparation of “working reference samples”
For interference studies and the determination of correction coefficients
For detection limit and linearity studies
For additional intended uses, contact Technical Staff

This CRM was manufactured using 18 megohm doubly deionized water that has been filtered through a 0.2 micron filter.

7.0 INSTRUCTIONS FOR THE CORRECT USE OF THIS REFERENCE MATERIAL

Storage & Handling - Keep tightly sealed when not in use. Store and use at 20 ± 4°C. Do not pipet from container. Do not return portions removed for pipetting to container.

Atomic Weight; Valence; Coordination Number; Chemical Form in Solution - 54.9380; +2; **6**; Mn(H2O)62+

Chemical Compatibility - Stable in HCl, HNO3, H2SO4 ,HF, H3PO4. Avoid basic media. Stable with most metals and inorganic anions in acidic media.

Stability - 2-100 ppb levels stable for months in 1% HNO3 / LDPE container. 1-10,000 ppm solutions chemically stable for years in 1-5 % HNO3/LDPE container.

Mn Containing Samples (Preparation and Solution) - Metal (Soluble in dilute acids); Oxides (Soluble in dilute acids); Ores (Dissolve with HCl. If silica is present add HF and then fume off silica by adding H2SO4 and heat to SO3 fumes - dense white fumes).

Atomic Spectroscopic Information (ICP-OES D.L.s are given as radial/axial view):

Technique/Line	Estimated D.L.	Order	Type	Interferences (underlined indicates severe)
ICP-OES 257.610 nm	0.0014 / 0.00002 µg/mL	1	ion	Ce, W, Re
ICP-OES 259.373 nm	0.0016 / 0.00002 µg/mL	1	ion	U, Ta, Mo, Fe, Nb
ICP-OES 260.569 nm	0.0021 / 0.00002 µg/mL	1	ion	Co
ICP-MS 55 amu	10 ppt	n/a	M+	40Ar14N1H, 39K16O, 37Cl18O, 40Ar15N, 38Ar17O, 36Ar18O1H , 38Ar16O1H, 37Cl17O1H, 23Na32S

Uranium Note: If uranium is present in this standard, it is natural abundance unless specified in Section 3.0.

8.0 HAZARDOUS INFORMATION - Please refer to the enclosed Material Safety Data sheet for information regarding this CRM.

9.0 HOMOGENEITY - This solution was mixed according to an in house procedure and is guaranteed to be homogeneous.

10.0 QUALITY STANDARD DOCUMENTATION

10.1 ISO 9001 Quality Management System Registration
- QMI File Number 010105

10.2 ISO/IEC 17025 "General Requirements for the Competence of Testing and Calibration"
- Chemical Testing - Accredited A2LA Certificate Number 883.01

10.3 ISO/IEC Guide 34 "General Requirements for the Competence of Reference Material Producers"
- Reference Materials Production - Accredited A2LA Certificate Number 883.02

10.4 10CFR50 Appendix B - Nuclear Regulatory Commission
- Domestic Licensing of Production and Utilization Facilities

10.5 10CFR21 - Nuclear Regulatory Commission
- Reporting Defects and Non-Compliance

11.0 DATE OF CERTIFICATION AND PERIOD OF VALIDITY

11.1 Shelf Life - The period of time during which the concentration of the analyte(s) in a properly packaged, unopened, and unused standard stored under environmentally controlled and monitored conditions will remain within the specified uncertainty range. Shelf life is limited primarily by transpiration (loss of water from the solution) and infrequently, by chemical instability.

11.2 Expiration Date - The date after which a CRM should not be used. Routine laboratory use of a CRM increases transpiration losses and the chance of contamination which affect the integrity of the CRM and limit its useful life. Manufacturer concurs with state and federal regulatory agencies' recommendations that solution standards be assigned a one-year expiration date.

11.3 Chemical Stability - Studies have been conducted on this or similar CRMs and it has been demonstrated that this CRM is chemically stable for a period of not less than two years provided the "Storage & Handling" conditions are followed that are described in section 7.0.

Certification Date: January 03, 2012
Expiration Date:

12.0 NAMES AND SIGNATURES OF CERTIFYING OFFICERS

Certificate Prepared By:	Danny Feeny, Product Documentation Technician	
Certificate Approved By:	Brian Alexander, PhD., Quality Control Supervisor	
Certifying Officer:	Paul Gaines, PhD., Senior Technical Director	

INORGANIC VENTURES™
300 Technology Drive
Christiansburg, VA 24073 · USA
inorganicventures.com
tel: 800.669.6799 · 540.585.3030
fax: 540.585.3012
info@inorganicventures.com

CERTIFICATE OF ANALYSIS

1.0 **INORGANIC VENTURES** is an ISO Guide 34 "General Requirements for the Competence of Reference Material Producers" and ISO 9001 registered manufacturer. Our manufacturing laboratory is accredited to ISO/IEC 17025 "General Requirements for the Competence of Testing and Calibration Laboratories."

ACCREDITED Testing Laboratory Certificate 883.01

ACCREDITED Reference Material Producer Certificate 883.02

2.0 DESCRIPTION OF CRM **10000 µg/mL Sodium in 2% (v/v) HNO3**

Catalog Number:	CGNA10-1, CGNA10-2, and CGNA10-5
Lot Number:	**E2-NA03095**
Starting Material:	Na2CO3
Starting Material Purity (%):	99.9994
Starting Material Lot No:	C18157
Matrix:	2% (v/v) HNO3

3.0 CERTIFIED VALUES AND UNCERTAINTIES

Certified Concentration: 9,986 ± 55 µg/mL - weighted mean

Certified Density: 1.033 g/mL (measured at 20 ± 1°C)

The following equations are used in the calculation of the certified value and the uncertainty. Reported uncertainties represent expanded uncertainties expressed at approximately the 95% confidence level using a coverage factor of k = 2.

$$\text{Certified Value } (\bar{x}) = \frac{\sum x_i}{n}$$

$$\text{Uncertainty } (\pm) = \frac{2\,[(\Sigma s_i)^2]^{1/2}}{(n)^{1/2}}$$

($\bar{x}$) = mean
x_i = individual results
n = number of measurements
Σs_i = The summation of all significant estimated errors (Most common are the errors from instrumental measurement, weighing, dilution to volume and the fixed error reported on the NIST SRM certificate of analysis)

4.0 TRACEABILITY TO NIST AND VALUES OBTAINED BY INDEPENDENT METHODS

· "Property of the result of a measurement or the value of a standard whereby it can be related to stated references, usually national or international standards, through an unbroken chain of comparisons all having stated uncertainties." (ISO VIM, 2nd ed., 1993, definition 6.10)

· This product is Traceable to NIST via an unbroken chain of comparisons. The uncertainties for each certified value are reported, taking into account the SRM uncertainty error and the measurement, weighing and volume dilution errors. In rare cases where no NIST SRMs are available, the term 'in-house std.' is specified.

4.1 **Assay Method #1** **9,983 ± 39 µg/mL**
ICP Assay NIST SRM 3152a Lot Number: 010728

Assay Method #2 **9,998 ± 18 µg/mL**
Gravimetric NIST SRM Lot Number: See Sec. 4.2

4.2 **BALANCE CALIBRATION -** All analytical balances are calibrated yearly by an A2LA accredited calibration laboratory and are traceable to a class E 2 analytical weight set with NIST Traceability. All balances are checked daily using an in-house procedure. The weights used for testing are annually compared to master weights and are traceable to the National Institute of Standards and Technology (NIST).

4.3 **THERMOMETER CALIBRATION -** All thermometers are NIST traceable through thermometers that are calibrated by an A2LA accredited calibration laboratory.

4.4 **GLASSWARE CALIBRATION -** An in-house procedure is used to calibrate all Class A glassware used in the manufacturing and quality control of CRM's.

5.0 TRACE METALLIC IMPURITIES (TMI) DETERMINED BY ICP/MS AND ICP-OES IN µg/mL

CRM's solutions are tested for trace metallic impurities by Axial ICP-OES and ICP-MS. The result from the most sensitive method for each element, is reported below. Solutions tested by ICP-MS were analyzed in an ULPA-Filtered Clean Room. An ULPA-Filter is 99.9985% efficient for the removal of particles down to 0.3 µm.

O	Al	0.002434	M	Dy	< 0.051831	O	Li	< 0.000030	M	Pr	< 0.002592	M	Te	< 0.259157
M	Sb	< 0.004319	M	Er	< 0.043193	M	Lu	< 0.003455	M	Re	< 0.008639	M	Tb	< 0.002592
M	As	< 0.086386	M	Eu	< 0.025916	O	Mg	0.003361	M	Rh	< 0.008639	M	Tl	< 0.008639
O	Ba	0.001043	M	Gd	< 0.008639	O	Mn	< 0.000030	M	Rb	< 0.008639	M	Th	< 0.008639
O	Be	< 0.000200	M	Ga	< 0.008639	O	Hg	< 0.015000	M	Ru	< 0.017277	M	Tm	< 0.003455
M	Bi	< 0.003455	O	Ge	< 0.001500	M	Mo	< 0.017277	M	Sm	< 0.008639	M	Sn	< 0.043193
O	B	< 0.000600	M	Au	< 0.025916	M	Nd	< 0.017277	O	Sc	< 0.000020	O	Ti	< 0.000700
M	Cd	< 0.025916	M	Hf	< 0.017277	O	Ni	< 0.002300	O	Se	< 0.050000	M	W	< 0.086386
O	Ca	0.026656	M	Ho	< 0.004319	M	Nb	< 0.004319	O	Si	0.008113	M	U	< 0.017277
M	Ce	< 0.043193	M	In	< 0.086386	n	Os		M	Ag	< 0.017277	O	V	< 0.000900
M	Cs	< 0.002592	M	Ir	< 0.043193	M	Pd	< 0.043193	S	Na		M	Yb	< 0.008639
M	Cr	< 0.043193	O	Fe	< 0.001100	O	P	< 0.040000	O	Sr	0.000174	M	Y	< 0.345543
M	Co	< 0.025916	M	La	< 0.004319	M	Pt	< 0.017277	O	S	< 0.072000	O	Zn	0.000116
O	Cu	< 0.001400	M	Pb	< 0.025916	O	K	0.023179	M	Ta	< 0.060470	M	Zr	< 0.043193

M - Checked by ICP-MS O - Checked by ICP-OES i - Spectral Interference n - Not Checked For s - Solution Standard Element

6.0 INTENDED USE

For the calibration of analytical instruments including but not limited to the following:
HPLC, IC, TLC, ISE, IR, NMR, UV/VIS, MS, Capillary Eletrophoresis, Potentiometry, Wet Chemistry and Voltammetry
For the validation of analytical methods
For the preparation of “working reference samples”
For interference studies and the determination of correction coefficients
For detection limit and linearity studies
For additional intended uses, contact Technical Staff

This CRM was manufactured using 18 megohm doubly deionized water that has been filtered through a 0.2 micron filter.

7.0 INSTRUCTIONS FOR THE CORRECT USE OF THIS REFERENCE MATERIAL

Storage & Handling - Keep tightly sealed when not in use. Store and use at 20 ± 4°C. Do not pipet from container. Do not return portions removed for pipetting to container.

Atomic Weight; Valence; Coordination Number; Chemical Form in Solution - 22.98977; +1; (6); Na+(aq) largely ionic in nature (Coordination Number in parentheses is assumed, not certain.)

Chemical Compatibility - Soluble in HCl, HNO3, H2SO4 and HF aqueous matrices. Stable with all metals and inorganic anions.

Stability - 2-100 ppb levels stable for months in 1% HNO3 / LDPE container. 1-10,000 ppm solutions chemically stable for years in 1-5% HNO3 / LDPE container.

Na Containing Samples (Preparation and Solution) - Metal (Dissolves very rapidly in water); Ores (Lithium carbonate fusion in graphite crucible followed by HCl dissolution - blank levels of Na in lithium carbonate critical); Organic Matrices (Sulfuric / peroxide digestion or nitric/sulfuric/perchloric acid decomposition).

Atomic Spectroscopic Information (ICP-OES D.L.s are given as radial/axial view):

Technique/Line	Estimated D.L.	Order	Type	Interferences (underlined indicates severe)
ICP-OES 589.595 nm	0.07 / 0.00009 µg/mL	1	atom	2nd order radiation from R.E.s on some optical designs
ICP-OES 588.995 nm	0.03 / 0.006 µg/mL	1	atom	2nd order radiation from R.E.s on some optical designs
ICP-OES 330.237 nm	2.0 / 0.09 µg/mL	1	atom	**Pd**, **Zn**
ICP-MS 23 amu	310 ppt	n/a	M+	46Ti+2 , 46Ca+2

Uranium Note: If uranium is present in this standard, it is natural abundance unless specified in Section 3.0.

8.0 HAZARDOUS INFORMATION - Please refer to the enclosed Material Safety Data sheet for information regarding this CRM.

9.0 HOMOGENEITY - This solution was mixed according to an in house procedure and is guaranteed to be homogeneous.

10.0 QUALITY STANDARD DOCUMENTATION

10.1 ISO 9001 Quality Management System Registration
- QMI Certificate Number 010105

10.2 ISO/IEC 17025 "General Requirements for the Competence of Testing and Calibration"
- Chemical Testing - Accredited A2LA Certificate Number 883.01

10.3 ISO/IEC Guide 34 "General Requirements for the Competence of Reference Material Producers"
- Reference Materials Production - Accredited A2LA Certificate Number 883.02

10.4 10CFR50 Appendix B - Nuclear Regulatory Commission
- Domestic Licensing of Production and Utilization Facilities

10.5 10CFR21 - Nuclear Regulatory Commission
- Reporting Defects and Non-Compliance

11.0 DATE OF CERTIFICATION AND PERIOD OF VALIDITY

11.1 Shelf Life - The period of time during which the concentration of the analyte(s) in a properly packaged, unopened, and unused standard stored under environmentally controlled and monitored conditions will remain within the specified uncertainty range. Shelf life is limited primarily by transpiration (loss of water from the solution) and infrequently, by chemical instability.

11.2 Expiration Date - The date after which a CRM should not be used. Routine laboratory use of a CRM increases transpiration losses and the chance of contamination which affect the integrity of the CRM and limit its useful life. Manufacturer concurs with state and federal regulatory agencies' recommendations that solution standards be assigned a one-year expiration date.

11.3 Chemical Stability - Studies have been conducted on this or similar CRMs and it has been demonstrated that this CRM is chemically stable for a period of not less than two years provided the "Storage & Handling" conditions are followed that are described in section 7.0.

Certification Date: December 12, 2011

Expiration Date:

12.0 NAMES AND SIGNATURES OF CERTIFYING OFFICERS

Certificate Prepared By:	Danny Feeny, Product Documentation Technician	
Certificate Approved By:	Brian Alexander, PhD., Quality Control Supervisor	
Certifying Officer:	Paul Gaines, PhD., Senior Technical Director	

INORGANIC VENTURES
300 Technology Drive
Christiansburg, VA 24073 • USA
inorganicventures.com

635053

CERTIFICATE OF ANALYSIS

tel: 800.669.6799 • 540.585.3030
fax: 540.585.3012
info@inorganicventures.com

1.0 **INORGANIC VENTURES** is an ISO Guide 34 "General Requirements for the Competence of Reference Material Producers" and ISO 9001 registered manufacturer. Our manufacturing laboratory is accredited to ISO/IEC 17025 "General Requirements for the Competence of Testing and Calibration Laboratories."

ACCREDITED Testing Laboratory Certificate 883.01

ACCREDITED Reference Material Producer Certificate 883.02

2.0 **DESCRIPTION OF CRM** **1000 µg/mL Nickel in 2% (v/v) HNO3**

Catalog Number:	CGNI1-1, CGNI1-2, and CGNI1-5
Lot Number:	**E2-NI02074**
Starting Material:	Ni pieces
Starting Material Purity (%):	99.9998
Starting Material Lot No:	1559
Matrix:	2% (v/v) HNO3

Received 11/12/12 JR

3.0 **CERTIFIED VALUES AND UNCERTAINTIES**

Certified Concentration: 1,003 ± 5 µg/mL - weighted mean

Certified Density: 1.011 g/mL (measured at 20 ± 1°C)

The following equations are used in the calculation of the certified value and the uncertainty. Reported uncertainties represent expanded uncertainties expressed at approximately the 95% confidence level using a coverage factor of k = 2.

Certified Value $(\bar{x}) = \frac{\Sigma x_i}{n}$

$(\bar{x})$ = mean
x_i = individual results
n = number of measurements

Uncertainty (±) $= \frac{2\,[(\Sigma s_i)^2]^{1/2}}{(n)^{1/2}}$

Σs_i = The summation of all significant estimated errors (Most common are the errors from instrumental measurement, weighing, dilution to volume and the fixed error reported on the NIST SRM certificate of analysis)

4.0 **TRACEABILITY TO NIST AND VALUES OBTAINED BY INDEPENDENT METHODS**

· "Property of the result of a measurement or the value of a standard whereby it can be related to stated references, usually national or international standards, through an unbroken chain of comparisons all having stated uncertainties." (ISO VIM, 2nd ed., 1993, definition 6.10)

· This product is Traceable to NIST via an unbroken chain of comparisons. The uncertainties for each certified value are reported, taking into account the SRM uncertainty error and the measurement, weighing and volume dilution errors. In rare cases where no NIST SRMs are available, the term 'in-house std.' is specified.

4.1 **Assay Method #1** **1,002 ± 3 µg/mL**
ICP Assay NIST SRM 3136 Lot Number: 000612

Assay Method #2 **1,003 ± 3 µg/mL**
EDTA NIST SRM 928 Lot Number: 928

4.2 **BALANCE CALIBRATION -** All analytical balances are calibrated yearly by an A2LA accredited calibration laboratory and are traceable to a class E 2 analytical weight set with NIST Traceability. All balances are checked daily using an in-house procedure. The weights used for testing are annually compared to master weights and are traceable to the National Institute of Standards and Technology (NIST).

4.3 **THERMOMETER CALIBRATION -** All thermometers are NIST traceable through thermometers that are calibrated by an A2LA accredited calibration laboratory.

4.4 **GLASSWARE CALIBRATION -** An in-house procedure is used to calibrate all Class A glassware used in the manufacturing and quality control of CRM's.

5.0 TRACE METALLIC IMPURITIES (TMI) DETERMINED BY ICP/MS AND ICP-OES IN µg/mL

CRM's solutions are tested for trace metallic impurities by Axial ICP-OES and ICP-MS. The result from the most sensitive method for each element, is reported below. Solutions tested by ICP-MS were analyzed in an ULPA-Filtered Clean Room. An ULPA-Filter is 99.9985% efficient for the removal of particles down to 0.3 µm.

O	Al	< 0.003000	M	Dy	< 0.070404	O	Li	< 0.000020	M	Pr	< 0.003520	M	Te	< 0.352022
M	Sb	< 0.005867	M	Er	< 0.058670	M	Lu	< 0.004694	M	Re	< 0.011734	M	Tb	< 0.003520
O	As	< 0.005400	M	Eu	< 0.035202	O	Mg	0.000033	M	Rh	< 0.011734	M	Tl	< 0.011734
M	Ba	< 0.117341	M	Gd	< 0.011734	M	Mn	< 0.046936	M	Rb	< 0.011734	M	Th	< 0.011734
O	Be	< 0.002000	M	Ga	< 0.011734	O	Hg	< 0.011000	M	Ru	< 0.023468	M	Tm	< 0.004694
M	Bi	< 0.004694	M	Ge	< 0.070404	M	Mo	< 0.023468	M	Sm	< 0.011734	M	Sn	< 0.058670
O	B	< 0.009900	M	Au	< 0.035202	M	Nd	< 0.023468	M	Sc	< 0.117341	M	Ti	< 0.586704
M	Cd	< 0.035202	M	Hf	< 0.023468	s	Ni		O	Se	< 0.006000	M	W	< 0.117341
O	Ca	0.000327	M	Ho	< 0.005867	M	Nb	< 0.005867	O	Si	< 0.003400	M	U	< 0.023468
M	Ce	< 0.058670	M	In	< 0.117341	n	Os		M	Ag	< 0.023468	M	V	< 0.023468
M	Cs	< 0.003520	M	Ir	< 0.058670	M	Pd	< 0.058670	O	Na	0.000435	M	Yb	< 0.011734
M	Cr	< 0.058670	O	Fe	0.000762	O	P	< 0.100000	M	Sr	< 0.005867	M	Y	< 0.469363
O	Co	< 0.002000	M	La	< 0.005867	M	Pt	< 0.023468	O	S	< 0.025000	M	Zn	< 0.234682
M	Cu	< 0.070404	M	Pb	< 0.035202	O	K	0.000163	M	Ta	< 0.082139	M	Zr	< 0.058670

M - Checked by ICP-MS O - Checked by ICP-OES i - Spectral Interference n - Not Checked For s - Solution Standard Element

6.0 INTENDED USE

For the calibration of analytical instruments including but not limited to the following:
HPLC, IC, TLC, ISE, IR, NMR, UV/VIS, MS, Capillary Eletrophoresis, Potentiometry, Wet Chemistry and Voltammetry
For the validation of analytical methods
For the preparation of "working reference samples"
For interference studies and the determination of correction coefficients
For detection limit and linearity studies
For additional intended uses, contact Technical Staff

This CRM was manufactured using 18 megohm doubly deionized water that has been filtered through a 0.2 micron filter.

7.0 INSTRUCTIONS FOR THE CORRECT USE OF THIS REFERENCE MATERIAL

Storage & Handling - Keep tightly sealed when not in use. Store and use at 20 ± 4°C. Do not pipet from container. Do not return portions removed for pipetting to container.

Atomic Weight; Valence; Coordination Number; Chemical Form in Solution - 58.69; +2; 6; Ni(H2O)62+

Chemical Compatibility - Stable in HCl, HNO3, H2SO4 ,HF, H3PO4. Avoid basic media. Stable with most metals and inorganic anions in acidic media.

Stability - 2-100 ppb levels stable for months in 1% HNO3 / LDPE container. 1-10,000 ppm solutions chemically stable for years in 1-5% HNO3 / LDPE container.

Ni Containing Samples (Preparation and Solution) - Metal (Soluble in HNO3); Oxides (Soluble in HCl); Ores (Dissolve in HCl / HNO3).

Atomic Spectroscopic Information (ICP-OES D.L.s are given as radial/axial view):

Technique/Line	Estimated D.L.	Order	Type	Interferences (underlined indicates severe)
ICP-OES 221.647 nm	0.01 / 0.0009 µg/mL	1	ion	Si
ICP-OES 232.003 nm	0.02 / 0.006 µg/mL	1	atom	Cr, Re, Os, Nb, Ag, Pt, Fe
ICP-OES 231.604 nm	0.02 / 0.002 µg/mL	1	ion	Sb, Ta, Co
ICP-MS 60 amu	100 ppt	n/a	M+	43Ca16O1H , 44Ca16O, 23Na37Cl

Uranium Note: If uranium is present in this standard, it is natural abundance unless specified in Section 3.0.

8.0 HAZARDOUS INFORMATION - Please refer to the enclosed Material Safety Data sheet for information regarding this CRM.

9.0 HOMOGENEITY - This solution was mixed according to an in house procedure and is guaranteed to be homogeneous.

10.0 QUALITY STANDARD DOCUMENTATION

10.1 ISO 9001 Quality Management System Registration
- QMI File Number 010105

10.2 ISO/IEC 17025 "General Requirements for the Competence of Testing and Calibration"
- Chemical Testing - Accredited A2LA Certificate Number 883.01

10.3 ISO/IEC Guide 34 "General Requirements for the Competence of Reference Material Producers"
- Reference Materials Production - Accredited A2LA Certificate Number 883.02

10.4 10CFR50 Appendix B - Nuclear Regulatory Commission
- Domestic Licensing of Production and Utilization Facilities

10.5 10CFR21 - Nuclear Regulatory Commission
- Reporting Defects and Non-Compliance

11.0 DATE OF CERTIFICATION AND PERIOD OF VALIDITY

11.1 Shelf Life - The period of time during which the concentration of the analyte(s) in a properly packaged, unopened, and unused standard stored under environmentally controlled and monitored conditions will remain within the specified uncertainty range. Shelf life is limited primarily by transpiration (loss of water from the solution) and infrequently, by chemical instability.

11.2 Expiration Date - The date after which a CRM should not be used. Routine laboratory use of a CRM increases transpiration losses and the chance of contamination which affect the integrity of the CRM and limit its useful life. Manufacturer concurs with state and federal regulatory agencies' recommendations that solution standards be assigned a one-year expiration date.

11.3 Chemical Stability - Studies have been conducted on this or similar CRMs and it has been demonstrated that this CRM is chemically stable for a period of not less than two years provided the "Storage & Handling" conditions are followed that are described in section 7.0.

Certification Date: February 10, 2012

Expiration Date: EXPIRES 01 DEC 2013

12.0 NAMES AND SIGNATURES OF CERTIFYING OFFICERS

Certificate Prepared By:	Danny Feeny Product Documentation Technician	
Certificate Approved By:	Brian Alexander PhD., Quality Control Supervisor	
Certifying Officer:	Paul Gaines PhD., Senior Technical Director	

INORGANIC VENTURES
300 Technology Drive
Christiansburg, VA 24073 • USA
inorganicventures.com

381731

CERTIFICATE OF ANALYSIS

tel: 800.669.6799 • 540.585.3030
fax: 540.585.3012
info@inorganicventures.com

1.0 **INORGANIC VENTURES** is an ISO Guide 34 "General Requirements for the Competence of Reference Material Producers" and ISO 9001 registered manufacturer. Our manufacturing laboratory is accredited to ISO/IEC 17025 "General Requirements for the Competence of Testing and Calibration Laboratories."

ACCREDITED Testing Laboratory Certificate 883.01

ACCREDITED Reference Material Producer Certificate 883.02

2.0 DESCRIPTION OF CRM

	1000 µg/mL Lead in 0.5% (v/v) HNO3
Catalog Number:	CGPB1-1, CGPB1-2, and CGPB1-5
Lot Number:	**F2-PB03035**
Starting Material:	Pb(NO3)2
Starting Material Purity (%):	99.9998
Starting Material Lot No:	1717
Matrix:	0.5% (v/v) HNO3

Received 4/17/12

3.0 CERTIFIED VALUES AND UNCERTAINTIES

Certified Concentration: 1,001 ± 5 µg/mL - weighted mean

Certified Density: 1.002 g/mL (measured at 20 ± 1°C)

The following equations are used in the calculation of the certified value and the uncertainty. Reported uncertainties represent expanded uncertainties expressed at approximately the 95% confidence level using a coverage factor of k = 2.

Certified Value $(\bar{x}) = \frac{\Sigma x_i}{n}$

Uncertainty $(\pm) = \frac{2\,[(\Sigma s_i)^2]^{1/2}}{(n)^{1/2}}$

$(\bar{x})$ = mean
x_i = individual results
n = number of measurements
Σs_i = The summation of all significant estimated errors (Most common are the errors from instrumental measurement, weighing, dilution to volume and the fixed error reported on the NIST SRM certificate of analysis)

4.0 TRACEABILITY TO NIST AND VALUES OBTAINED BY INDEPENDENT METHODS

· "Property of the result of a measurement or the value of a standard whereby it can be related to stated references, usually national or international standards, through an unbroken chain of comparisons all having stated uncertainties." (ISO VIM, 2nd ed., 1993, definition 6.10)

· This product is Traceable to NIST via an unbroken chain of comparisons. The uncertainties for each certified value are reported, taking into account the SRM uncertainty error and the measurement, weighing and volume dilution errors. In rare cases where no NIST SRMs are available, the term 'in-house std.' is specified.

4.1 Assay Method #1 **1,000 ± 3 µg/mL**
ICP Assay NIST SRM 3128 Lot Number: 101026

Assay Method #2 **1,002 ± 3 µg/mL**
EDTA NIST SRM 928 Lot Number: 928

4.2 **BALANCE CALIBRATION** - All analytical balances are calibrated yearly by an A2LA accredited calibration laboratory and are traceable to a class E 2 analytical weight set with NIST Traceability. All balances are checked daily using an in-house procedure. The weights used for testing are annually compared to master weights and are traceable to the National Institute of Standards and Technology (NIST).

4.3 **THERMOMETER CALIBRATION** - All thermometers are NIST traceable through thermometers that are calibrated by an A2LA accredited calibration laboratory.

4.4 **GLASSWARE CALIBRATION** - An in-house procedure is used to calibrate all Class A glassware used in the manufacturing and quality control of CRM's.

5.0 TRACE METALLIC IMPURITIES (TMI) DETERMINED BY ICP/MS AND ICP-OES IN µg/mL

CRM's solutions are tested for trace metallic impurities by Axial ICP-OES and ICP-MS. The result from the most sensitive method for each element, is reported below. Solutions tested by ICP-MS were analyzed in an ULPA-Filtered Clean Room. An ULPA-Filter is 99.9985% efficient for the removal of particles down to 0.3 µm.

O	Al	0.000477	M	Dy	< 0.017590	O	Li	0.000136	M	Pr	< 0.000880	M	Te	< 0.067952
M	Sb	< 0.001466	M	Er	< 0.014659	M	Lu	< 0.001173	M	Re	< 0.002932	M	Tb	< 0.000880
M	As	< 0.029317	M	Eu	< 0.008795	O	Mg	0.000102	O	Rh	< 0.009000	O	Tl	< 0.022000
O	Ba	0.000545	M	Gd	< 0.002932	M	Mn	< 0.011727	M	Rb	< 0.002932	M	Th	< 0.002932
M	Be	< 0.001466	M	Ga	< 0.002932	O	Hg	< 0.015000	M	Ru	< 0.005863	M	Tm	< 0.001173
O	Bi	< 0.020000	M	Ge	< 0.017590	M	Mo	< 0.005863	M	Sm	< 0.002932	M	Sn	< 0.014659
O	B	< 0.040000	M	Au	< 0.008795	M	Nd	< 0.005863	M	Sc	< 0.029317	M	Ti	< 0.146587
M	Cd	< 0.008795	M	Hf	< 0.005863	O	Ni	< 0.003000	M	Se	< 0.023454	M	W	< 0.029317
O	Ca	0.000682	M	Ho	< 0.001466	M	Nb	< 0.001466	O	Si	< 0.003400	M	U	< 0.005863
M	Ce	< 0.014659	M	In	< 0.029317	n	Os		M	Ag	< 0.005863	M	V	< 0.005863
M	Cs	< 0.000880	M	Ir	< 0.014659	M	Pd	< 0.014659	O	Na	< 0.006000	M	Yb	< 0.002932
M	Cr	< 0.014659	O	Fe	0.000545	O	P	< 0.005000	O	Sr	0.000204	M	Y	< 0.117270
M	Co	< 0.008795	M	La	< 0.001466	M	Pt	< 0.005863	O	S	< 0.100000	O	Zn	< 0.000200
M	Cu	< 0.017590	s	Pb		O	K	< 0.001800	M	Ta	< 0.020522	M	Zr	< 0.014659

M - Checked by ICP-MS O - Checked by ICP-OES i - Spectral Interference n - Not Checked For s - Solution Standard Element

6.0 INTENDED USE

For the calibration of analytical instruments including but not limited to the following:
HPLC, IC, TLC, ISE, IR, NMR, UV/VIS, MS, Capillary Eletrophoresis, Potentiometry, Wet Chemistry and Voltammetry
For the validation of analytical methods
For the preparation of "working reference samples"
For interference studies and the determination of correction coefficients
For detection limit and linearity studies
For additional intended uses, contact Technical Staff

This CRM was manufactured using 18 megohm doubly deionized water that has been filtered through a 0.2 micron filter.

7.0 INSTRUCTIONS FOR THE CORRECT USE OF THIS REFERENCE MATERIAL

Storage & Handling - Keep tightly sealed when not in use. Store and use at 20 ± 4°C. Do not pipet from container. Do not return portions removed for pipetting to container.

Atomic Weight; Valence; Coordination Number; Chemical Form in Solution - 207.2; +2; 6; $Pb(H_2O)_6^{+2}$

Chemical Compatibility - Soluble in HCl, HF and HNO_3. Avoid H_2SO_4. Stable with most metals and inorganic anions forming insoluble carbonate, borate, sulfate, sulfite, sulfide, phosphate, oxalate, chromate, tannate, iodate, and cyanide in neutral aqueous media.

Stability - 2-100 ppb levels stable for months in 1% HNO_3 / LDPE container. 1-10,000 ppm solutions chemically stable for years in 2-5% HNO_3 / LDPE container.

Pb Containing Samples (Preparation and Solution) - Metal (Best dissolved in 1:1 H_2O / HNO_3); Oxides (The many different Pb oxides are soluble in HNO_3 with the exception of PbO_2 which is soluble in HCl or HF); Ores and Alloys (Best attacked using 1:1 H_2O / HNO_3); Organic Matrices (Dry ash and dissolve in dilute HCl.).

Atomic Spectroscopic Information (ICP-OES D.L.s are given as radial/axial view):

Technique/Line	Estimated D.L.	Order	Type	Interferences (underlined indicates severe)
ICP-OES 168.215 nm	0.03 / 0.003 µg/mL	1	ion	Co
ICP-OES 220.353 nm	0.04 / 0.006 µg/mL	1	ion	Bi, Nb
ICP-OES 217.000 nm	0.09 / 0.03 µg/mL	1	atom	W, Ir, Hf, Sb, Th
ICP-MS 208 amu	5 ppt	n/a	M+	192Pt16O, 192Os16O

Uranium Note: If uranium is present in this standard, it is natural abundance unless specified in Section 3.0.

8.0 HAZARDOUS INFORMATION - Please refer to the enclosed Material Safety Data sheet for information regarding this CRM.

9.0 HOMOGENEITY - This solution was mixed according to an in house procedure and is guaranteed to be homogeneous.

10.0 QUALITY STANDARD DOCUMENTATION

10.1 ISO 9001 Quality Management System Registration
- QMI Certificate Number 010105

10.2 ISO/IEC 17025 "General Requirements for the Competence of Testing and Calibration"
- Chemical Testing - Accredited A2LA Certificate Number 883.01

10.3 ISO/IEC Guide 34 "General Requirements for the Competence of Reference Material Producers"
- Reference Materials Production - Accredited A2LA Certificate Number 883.02

10.4 10CFR50 Appendix B - Nuclear Regulatory Commission
- Domestic Licensing of Production and Utilization Facilities

10.5 10CFR21 - Nuclear Regulatory Commission
- Reporting Defects and Non-Compliance

11.0 DATE OF CERTIFICATION AND PERIOD OF VALIDITY

11.1 Shelf Life - The period of time during which the concentration of the analyte(s) in a properly packaged, unopened, and unused standard stored under environmentally controlled and monitored conditions will remain within the specified uncertainty range. Shelf life is limited primarily by transpiration (loss of water from the solution) and infrequently, by chemical instability.

11.2 Expiration Date - The date after which a CRM should not be used. Routine laboratory use of a CRM increases transpiration losses and the chance of contamination which affect the integrity of the CRM and limit its useful life. Manufacturer concurs with state and federal regulatory agencies' recommendations that solution standards be assigned a one-year expiration date.

11.3 Chemical Stability - Studies have been conducted on this or similar CRMs and it has been demonstrated that this CRM is chemically stable for a period of not less than two years provided the "Storage & Handling" conditions are followed that are described in section 7.0.

Certification Date: February 10, 2012

Expiration Date:

EXPIRES
01/2013

12.0 NAMES AND SIGNATURES OF CERTIFYING OFFICERS

Certificate Prepared By:	Danny Feeny, Product Documentation Technician	Danny R Feeny
Certificate Approved By:	Brian Alexander, PhD., Quality Control Supervisor	Brian Alexander
Certifying Officer:	Paul Gaines, PhD., Senior Technical Director	Paul R Gaines

INORGANIC VENTURES
300 Technology Drive
Christiansburg, VA 24073 • USA
inorganicventures.com

635014

CERTIFICATE OF ANALYSIS

tel: 800.669.6799 • 540.585.3030
fax: 540.585.3012
info@inorganicventures.com

1.0 **INORGANIC VENTURES** is an ISO Guide 34 "General Requirements for the Competence of Reference Material Producers" and ISO 9001 registered manufacturer. Our manufacturing laboratory is accredited to ISO/IEC 17025 "General Requirements for the Competence of Testing and Calibration Laboratories."

ACCREDITED Testing Laboratory Certificate 883.01

ACCREDITED Reference Material Producer Certificate 883.02

2.0 **DESCRIPTION OF CRM** **1000 µg/mL Zinc in 2% (v/v) HNO3**

Catalog Number:	CGZN1-1, CGZN1-2, and CGZN1-5
Lot Number:	**F2-ZN02075**
Starting Material:	Zn shot
Starting Material Purity (%):	99.9999
Starting Material Lot No:	1676 1677
Matrix:	2% (v/v) HNO3

Received 11/12/12 JR

3.0 **CERTIFIED VALUES AND UNCERTAINTIES**

Certified Concentration: 1,000 ± 5 µg/mL - weighted mean

Certified Density: 1.007 g/mL (measured at 20 ± 1°C)

The following equations are used in the calculation of the certified value and the uncertainty. Reported uncertainties represent expanded uncertainties expressed at approximately the 95% confidence level using a coverage factor of k = 2.

Certified Value $(\bar{x}) = \frac{\sum x_i}{n}$

$(\bar{x})$ = mean
x_i = individual results
n = number of measurements

Uncertainty (±) $= \frac{2\,[(\sum s_i)^2]^{1/2}}{(n)^{1/2}}$

$\sum s_i$ = The summation of all significant estimated errors (Most common are the errors from instrumental measurement, weighing, dilution to volume and the fixed error reported on the NIST SRM certificate of analysis)

4.0 **TRACEABILITY TO NIST AND VALUES OBTAINED BY INDEPENDENT METHODS**

· "Property of the result of a measurement or the value of a standard whereby it can be related to stated references, usually national or international standards, through an unbroken chain of comparisons all having stated uncertainties." (ISO VIM, 2nd ed., 1993, definition 6.10)

· This product is Traceable to NIST via an unbroken chain of comparisons. The uncertainties for each certified value are reported, taking into account the SRM uncertainty error and the measurement, weighing and volume dilution errors. In rare cases where no NIST SRMs are available, the term 'in-house std.' is specified.

4.1 Assay Method #1 **998 ± 3 µg/mL**
ICP Assay NIST SRM 3168a Lot Number: 080123

Assay Method #2 **1,001 ± 3 µg/mL**
EDTA NIST SRM 928 Lot Number: 928

4.2 **BALANCE CALIBRATION -** All analytical balances are calibrated yearly by an A2LA accredited calibration laboratory and are traceable to a class E 2 analytical weight set with NIST Traceability. All balances are checked daily using an in-house procedure. The weights used for testing are annually compared to master weights and are traceable to the National Institute of Standards and Technology (NIST).

4.3 **THERMOMETER CALIBRATION -** All thermometers are NIST traceable through thermometers that are calibrated by an A2LA accredited calibration laboratory.

4.4 **GLASSWARE CALIBRATION -** An in-house procedure is used to calibrate all Class A glassware used in the manufacturing and quality control of CRM's.

5.0 TRACE METALLIC IMPURITIES (TMI) DETERMINED BY ICP/MS AND ICP-OES IN µg/mL

CRM's solutions are tested for trace metallic impurities by Axial ICP-OES and ICP-MS. The result from the most sensitive method for each element, is reported below. Solutions tested by ICP-MS were analyzed in an ULPA-Filtered Clean Room. An ULPA-Filter is 99.9985% efficient for the removal of particles down to 0.3 µm.

O	Al	< 0.007000	M	Dy	< 0.031427	O	Li	< 0.000030	M	Pr	< 0.001571
M	Sb	< 0.002619	M	Er	< 0.026189	M	Lu	< 0.002095	M	Re	< 0.005238
M	As	< 0.052378	M	Eu	< 0.015713	M	Mg	0.000330	M	Rh	< 0.005238
M	Ba	< 0.052378	M	Gd	< 0.005238	O	Mn	< 0.000300	M	Rb	< 0.005238
M	Be	< 0.002619	M	Ga	< 0.005238	O	Hg	< 0.010000	M	Ru	< 0.010476
M	Bi	< 0.002095	M	Ge	< 0.031427	M	Mo	< 0.010476	M	Sm	< 0.005238
O	B	< 0.001000	M	Au	< 0.015713	M	Nd	< 0.010476	M	Sc	< 0.052378
M	Cd	< 0.015713	M	Hf	< 0.010476	O	Ni	< 0.000900	M	Se	< 0.041903
O	Ca	0.000134	M	Ho	< 0.002619	M	Nb	< 0.002619	O	Si	< 0.004000
M	Ce	< 0.026189	M	In	< 0.052378	n	Os		M	Ag	< 0.010476
M	Cs	< 0.001571	M	Ir	< 0.026189	M	Pd	< 0.026189	O	Na	0.000153
O	Cr	< 0.001000	O	Fe	< 0.001000	O	P	< 0.003000	M	Sr	< 0.002619
M	Co	< 0.015713	M	La	< 0.002619	M	Pt	< 0.010476	O	S	< 0.020000
O	Cu	< 0.000500	M	Pb	< 0.015713	O	K	< 0.003000	M	Ta	< 0.036665

M	Te	< 0.157134
M	Tb	< 0.001571
M	Tl	0.000020
M	Th	< 0.005238
M	Tm	< 0.002095
M	Sn	< 0.026189
M	Ti	< 0.261891
M	W	< 0.052378
M	U	< 0.010476
M	V	< 0.010476
M	Yb	< 0.005238
M	Y	< 0.209513
s	Zn	
M	Zr	< 0.026189

M - Checked by ICP-MS O - Checked by ICP-OES I - Spectral Interference n - Not Checked For s - Solution Standard Element

6.0 INTENDED USE

For the calibration of analytical instruments including but not limited to the following:
HPLC, IC, TLC, ISE, IR, NMR, UV/VIS, MS, Capillary Eletrophoresis, Potentiometry, Wet Chemistry and Voltammetry
For the validation of analytical methods
For the preparation of "working reference samples"
For interference studies and the determination of correction coefficients
For detection limit and linearity studies
For additional intended uses, contact Technical Staff

This CRM was manufactured using 18 megohm doubly deionized water that has been filtered through a 0.2 micron filter.

7.0 INSTRUCTIONS FOR THE CORRECT USE OF THIS REFERENCE MATERIAL

Storage & Handling - Keep tightly sealed when not in use. Store and use at 20 ± °4C. Do not pipet from container. Do not return portions removed for pipetting to container.

Atomic Weight; Valence; Coordination Number; Chemical Form in Solution - 65.39; +2; 4; Zn(OH)(aq)1+

Chemical Compatibility - Stable in HCl, HNO3, H2SO4 ,HF, H3PO4 Avoid basic media that promotes the formation of insoluble carbonate and hydroxide. Stable with most metals and inorganic anions in acidic media.

Stability - 2-100 ppb levels stable for months in 1% HNO3 / LDPE container. 1-10,000 ppm solutions chemically stable for years in 1-5% HNO3 / LDPE container.

Zn Containing Samples (Preparation and Solution) - Metal (Soluble in HNO3); Oxides (Soluble in HCl); Ores (Dissolve in HCl /HNO3); Organic based (Dry ash at 450EC and dissolve ash in HCl) (Sulfuric/peroxide acid digestion)

Atomic Spectroscopic Information (ICP-OES D.L.s are given as radial/axial view):

Technique/Line	Estimated D.L.	Order	Type	Interferences (underlined indicates severe)
ICP-OES 213.856 nm	0.002 / 0.0004 µg/mL	1	atom	Ni, Cu, V
ICP-OES 202.548 nm	0.004 / 0.0002 µg/mL	1	ion	Nb, Cu, Co, Hf
ICP-OES 206.200 nm	0.006 / 0.0006 µg/mL	1	ion	Sb, Ta, Bi, Os
ICP-MS 66 amu	7 ppt	n/a	M+	50Ti16O,50Cr16O, 50V16O, 34S16O2, 32S16O18O, 32S17O2, 33S16O17O, 32S34S, 33S2

Uranium Note: If uranium is present in this standard, it is natural abundance unless specified in Section 3.0.

8.0 HAZARDOUS INFORMATION - Please refer to the enclosed Material Safety Data sheet for information regarding this CRM.

9.0 HOMOGENEITY - This solution was mixed according to an in house procedure and is guaranteed to be homogeneous.

10.0 QUALITY STANDARD DOCUMENTATION

10.1 ISO 9001 Quality Management System Registration
- QMI File Number 010105

10.2 ISO/IEC 17025 "General Requirements for the Competence of Testing and Calibration"
- Chemical Testing - Accredited A2LA Certificate Number 883.01

10.3 ISO/IEC Guide 34 "General Requirements for the Competence of Reference Material Producers"
- Reference Materials Production - Accredited A2LA Certificate Number 883.02

10.4 10CFR50 Appendix B - Nuclear Regulatory Commission
- Domestic Licensing of Production and Utilization Facilities

10.5 10CFR21 - Nuclear Regulatory Commission
- Reporting Defects and Non-Compliance

11.0 DATE OF CERTIFICATION AND PERIOD OF VALIDITY

11.1 Shelf Life - The period of time during which the concentration of the analyte(s) in a properly packaged, unopened, and unused standard stored under environmentally controlled and monitored conditions will remain within the specified uncertainty range. Shelf life is limited primarily by transpiration (loss of water from the solution) and infrequently, by chemical instability.

11.2 Expiration Date - The date after which a CRM should not be used. Routine laboratory use of a CRM increases transpiration losses and the chance of contamination which affect the integrity of the CRM and limit its useful life. Manufacturer concurs with state and federal regulatory agencies' recommendations that solution standards be assigned a one-year expiration date.

11.3 Chemical Stability - Studies have been conducted on this or similar CRMs and it has been demonstrated that this CRM is chemically stable for a period of not less than two years provided the "Storage & Handling" conditions are followed that are described in section 7.0.

Certification Date: February 13, 2012

Expiration Date: EXPIRES 01 2013

12.0 NAMES AND SIGNATURES OF CERTIFYING OFFICERS

Certificate Prepared By:	Danny Feeny Product Documentation Technician	
Certificate Approved By:	Brian Alexander PhD., Quality Control Supervisor	
Certifying Officer:	Paul Gaines PhD., Senior Technical Director	

Reference Materials Producer
Cert #2495.01

SPEXertificate®

Certificate of Reference Material

Chemical Testing
Cert #2495.02

Catalog Number: ZCAL-60-250 **Lot No.** 17-147CR

Description: Custom Claritas Standard

Matrix: 5% HNO_3 / Tr. Tart. Acid / Tr. HF

This CLARITAS PPT® Certified Reference Material, CRM, is intended primarily for use as a calibration standard or quality control standard for inorganic spectroscopic instrumentation such as ICP-OES, DCP, AA, ICP-MS, and XRF. It can be employed in USEPA, ASTM and other methods relevant to the certified properties listed below.

The CRM is prepared from high purity single element concentrates of individual elements using Class A laboratory ware to give precise concentrations.

Instrumental Analysis by ICP Spectrometer:

Analyte	Labeled	Uncertainty	SRM	Analyte	Labeled	Uncertainty	SRM
Ca	1000 mg/L	±5 mg/L	3109a*	Co	2 mg/L	±0.01 mg/L	3113*
K	1000 mg/L	±5 mg/L	3141a*	Cr	2 mg/L	±0.01 mg/L	3112a*
Mg	1000 mg/L	±5 mg/L	3131a*	Cu	2 mg/L	±0.01 mg/L	3114*
Na	1000 mg/L	±5 mg/L	3152a*	Mo	2 mg/L	±0.01 mg/L	3134*
Fe	500 mg/L	±3 mg/L	3126a*	Ni	2 mg/L	±0.01 mg/L	3136*
Si	100 mg/L	±0.5 mg/L	3150*	Pb	2 mg/L	±0.01 mg/L	3128*
Al	10 mg/L	±0.05 mg/L	3101a*	Sb	2 mg/L	±0.01 mg/L	3102a*
Mn	10 mg/L	±0.05 mg/L	3132*	Se	2 mg/L	±0.01 mg/L	3149*
Ag	2 mg/L	±0.01 mg/L	3151*	Sn	2 mg/L	±0.01 mg/L	3161a*
As	2 mg/L	±0.01 mg/L	3103a*	Sr	2 mg/L	±0.01 mg/L	3153a*
B	2 mg/L	±0.01 mg/L	3107*	Tl	2 mg/L	±0.01 mg/L	3162a*
Ba	2 mg/L	±0.01 mg/L	3104a*	Tl	2 mg/L	±0.01 mg/L	3158*
Be	2 mg/L	±0.01 mg/L	3105a*	V	2 mg/L	±0.01 mg/L	3165*
Cd	2 mg/L	±0.01 mg/L	3108*	Zn	2 mg/L	±0.01 mg/L	3168a*

* - indicates NIST SRM † - indicates SPEX CertiPrep CRM (when NIST SRM is not available)

SPEX CertiPrep Reference Multi: Lot# ALL8

Trace Metallic Impurities in the Actual Solution via ICP/ICP-MS Analysis:

Element	µg/L	Element	µg/L	Element	µg/L	Element	µg/L	Element	µg/L	Element	µg/L
Au	<0.7	Ga	<3	Ir	20	Pd	<2	Sc	<1	Tm	<0.1
Bi	6	Gd	<0.01	La	1	Pr	<0.05	Sm	<0.4	U	<0.2
Ce	1	Ge	<6	Li	<30	Pt	<1	Ta	20	W	<7
Cs	<0.3	Hf	0.2	Lu	<0.05	Rb	40	Tb	0.1	Y	0.4
Dy	<0.2	Hg	<4	Nb	2	Re	<0.4	Te	<6	Yb	<0.3
Er	<0.2	Ho	<0.1	Nd	<0.2	Rh	<0.8	Th	0.4	Zr	<50
Eu	<0.1	In	<6	P	<400	Ru	<0.8				

Balances are calibrated regularly with weight sets traceable to NIST#s 32856, 32867 and others. This CRM is guaranteed stable and accurate to ±0.5% of the labeled value. This includes uncertainty components due to preparation, measurement, homogeneity, short-term and long-term stability, as well as transpiration loss. This guarantee is valid for a period of one year from the date of certification only when the material is kept tightly closed and stored under ambient laboratory conditions.

Date of Certification: DEC 2012 Certifying Officer:

INORGANIC VENTURES™
300 Technology Drive
Christiansburg, VA 24073 • USA
inorganicventures.com
tel: 800.669.6799 • 540.585.3030
fax: 540.585.3012
info@inorganicventures.com

Rec 3/13/13

CERTIFICATE OF ANALYSIS

773262

1.0 **INORGANIC VENTURES** is an ISO Guide 34 "General Requirements for the Competence of Reference Material Producers" and ISO 9001 registered manufacturer. Our manufacturing laboratory is accredited to ISO/IEC 17025 "General Requirements for the Competence of Testing and Calibration Laboratories."

ACCREDITED Testing Laboratory Certificate 883.01 — ACCREDITED Reference Material Producer Certificate 883.02

2.0 **DESCRIPTION OF CRM** **Custom Solution**

Catalog No.: TAPITT-MSICSAB-1

Lot Number: **F2-MEB415033**

Matrix: 3% HNO3(v/v)

10 µg/mL ea:

Ba, Be, Pb, Sr, Tl, V

3.0 CERTIFIED VALUES AND UNCERTAINTIES

ELEMENT	CERTIFIED VALUE	ELEMENT	CERTIFIED VALUE	ELEMENT	CERTIFIED VALUE
Barium, Ba	10.00 ± 0.07 µg/mL	Beryllium, Be	10.00 ± 0.07 µg/mL	Lead, Pb	10.00 ± 0.06 µg/mL
Strontium, Sr	10.00 ± 0.06 µg/mL	Thallium, Tl	10.00 ± 0.06 µg/mL	Vanadium, V	10.00 ± 0.06 µg/mL

Certified Density: 1.014 g/mL (measured at 20 ± 1° C)

The following equations are used in the calculation of the certified value and the uncertainty. Reported uncertainties represent expanded uncertainties expressed at approximately the 95% confidence level using a coverage factor of k = 2.

Certified Value $(\bar{x}) = \frac{\Sigma x_i}{n}$

$(\bar{x})$ = mean

x_i = individual results

n = number of measurements

Uncertainty (±) = $2\,[\,\Sigma(s_i)^2\,]^{1/2}$

2 = the coverage factor.

$[\,\Sigma(s_i)^2\,]^{1/2}$ = The square root of the sum of the squares of the most common errors (where 's' stands for the standard deviation) from instrumental measurement, density, NIST SRM uncertainty, weighing, dilution to volume, homogeneity, long term stability and short term stability.

4.0 TRACEBILITY TO NIST AND VALUES OBTAINED BY INDEPENDENT METHODS

· "Property of the result of a measurement or the value of a standard whereby it can be related to stated references, usually national or international standards, through an unbroken chain of comparisons all having stated uncertainties." (ISO VIM, 2nd ed., 1993, definition 6.10)

· This product is Traceable to NIST via an unbroken chain of comparisons. The uncertainties for each certified value are reported, taking into account the SRM uncertainty error and the measurement, weighing and volume dilution errors. In rare cases where no NIST SRMs are available, the term 'in-house std.' is specified.

- The Calculated Value is a value calculated from the weight of a starting material that has been certified directly vs. a NIST SRM/RM. See section 4.2 for balance traceability.

4.1 ASSAY INFORMATION

ELEMENT	METHOD	NIST SRM#	SRM LOT#
Ba	Gravimetric		See Sec. 4.2
Ba	ICP Assay	3104a	070222
Be	Calculated		See Sec. 4.2
Be	ICP Assay	3105a	892707
Pb	ICP Assay	3128	030721
Pb	EDTA	928	928
Sr	ICP Assay	3153a	990906
Sr	EDTA	928	928
Tl	Calculated		See Sec. 4.2
Tl	ICP Assay	3158	993012
V	ICP Assay	3165	992706
V	EDTA	928	928

4.2 **BALANCE CALIBRATION -** All analytical balances are calibrated yearly by an accredited calibration laboratory and are traceable to a class E 2 analytical weight set with NIST Traceability. All balances are checked daily using an in-house procedure. The weights used for testing are annually compared to master weights and are traceable to the National Institute of Standards and Technology (NIST).

4.3 **THERMOMETER CALIBRATION -** All thermometers are NIST traceable through thermometers that are calibrated by an A2LA accredited calibration laboratory.

4.4 **GLASSWARE CALIBRATION -** An in-house procedure is used to calibrate all Class A glassware used in the manufacturing and quality control of CRM's.

5.0 TRACE METALLIC IMPURITIES (TMI) DETERMINED BY ICP-MS AND ICP-OES IN µg/mL - N/A

6.0 INTENDED USE

For the calibration of analytical instruments including but not limited to the following:
HPLC, IC, TLC, ISE, IR, NMR, UV/VIS, MS, Capillary Electrophoresis, Potentiometry, Wet Chemistry and Voltammetry
For the validation of analytical methods
For the preparation of "working reference samples"
For interference studies and the determination of correction coefficients
For detection limit and linearity studies
For additional intended uses, contact Technical Staff

This CRM was manufactured using 18 megohm doubly deionized water that has been filtered through a 0.2 micron filter.

7.0 INSTRUCTIONS FOR THE CORRECT USE OF THIS REFERENCE MATERIAL

Storage & Handling - Keep **Tightly** sealed when not in use. Store and use at 20 ± 4°C. **Do Not** pipette from the container. **Do Not** return portions removed from pipetting to container.

Element Specific Information - For specific information regarding any element: Contact technical staff.

Uranium Note: If uranium is present in this standard, it is natural abundance unless specified in Section 3.0.

8.0 HAZARDOUS INFORMATION - Please refer to the enclosed Material Safety Data sheet for information regarding this CRM.

9.0 HOMOGENEITY - This solution was mixed according to an in-house procedure and is guaranteed to be homogeneous.

Inorganic Ventures homogeneity data indicate that the end user should take a minimum sample size of 0.2mL to assure homogeneity.

10.0 QUALITY STANDARD DOCUMENTATION

10.1 ISO 9001 Quality Management System Registration
- SAI Global File Number 010105

10.2 ISO/IEC 17025 "General Requirements for the Competence of Testing and Calibration"
- Chemical Testing - Accredited A2LA Certificate Number 883.01

10.3 ISO/IEC Guide 34 "General Requirements for the Competence of Reference Material Producers"
- Reference Materials Production - Accredited A2LA Certificate Number 883.02

10.4 10CFR50 Appendix B - Nuclear Regulatory Commission
- Domestic Licensing of Production and Utilization Facilities

10.5 10CFR21 - Nuclear Regulatory Commission
- Reporting Defects and Non-Compliance

11.0 DATE OF CERTIFICATION AND PERIOD OF VALIDITY

11.1 Shelf Life - The period of time during which the concentration of the analyte(s) in a properly packaged, unopened, and unused standard stored under environmentally controlled and monitored conditions will remain within the specified uncertainty range. Shelf life is limited primarily by transpiration (loss of water from the solution) and infrequently, by chemical instability. Transpiration studies of chemically-stable solutions performed at the manufacturer's facility show a CRM shelf-life of twenty one months for solutions packaged in 125-mL low density polyethylene bottles. When stored under special conditions that minimize transpiration and instability, the shelf life can be extended past this limit.

11.2 Expiration Date - The date after which a CRM should not be used. Routine laboratory use of a CRM increases transpiration losses and the chance of contamination which affect the integrity of the CRM and limit its useful life. Manufacturer concurs with state and federal regulatory agencies' recommendations that solution standards be assigned a one-year expiration date.

11.3 Chemical Stability - Studies have been conducted on this or similar CRMs and it has been demonstrated that this CRM is chemically stable for a period of not less than two years provided the "Storage & Handling" conditions are followed that are described in section 7.0.

Certification Date: March 06, 2012

Expiration Date: EXPIRES 01 APR 2014

12.0 NAMES AND SIGNATURES OF CERTIFYING OFFICERS

Certificate Prepared By: Donna Senn
Product Documentation Technician

Certificate Approved By: Brian Alexander
PhD., Technical Process Director

Certifying Officer: Paul Gaines
PhD., Senior Technical Director

Rec 3B13

CERTIFICATE OF ANALYSIS

INORGANIC VENTURES
300 Technology Drive
Christiansburg, VA 24073 • USA
inorganicventures.com

tel: 800.669.6799 • 540.585.3030
fax: 540.585.3012
info@inorganicventures.com

773263

1.0 **INORGANIC VENTURES** is an ISO Guide 34 "General Requirements for the Competence of Reference Material Producers" and ISO 9001 registered manufacturer. Our manufacturing laboratory is accredited to ISO/IEC 17025 "General Requirements for the Competence of Testing and Calibration Laboratories."

ACCREDITED Testing Laboratory Certificate 883.01

ACCREDITED Reference Material Producer Certificate 883.02

2.0 **DESCRIPTION OF CRM** **Custom Solution**

Catalog No.: TAPITT-MSICSAB-2

Lot Number: **G2-MEB467043**

Matrix: 3% HNO3(v/v), tr. HF

250 µg/mL ea:
Si,

50 µg/mL ea:
Sn,

25 µg/mL ea:
B, Se,

10 µg/mL ea:
Sb

3.0 **CERTIFIED VALUES AND UNCERTAINTIES**

ELEMENT	CERTIFIED VALUE	ELEMENT	CERTIFIED VALUE	ELEMENT	CERTIFIED VALUE
Antimony, Sb	10.00 ± 0.06 µg/mL	Boron, B	24.98 ± 0.17 µg/mL	Selenium, Se	25.01 ± 0.21 µg/mL
Silicon, Si	249.9 ± 1.6 µg/mL	Tin, Sn	50.04 ± 0.36 µg/mL		

Certified Density: 1.018 g/mL (measured at 20 ± 1° C)

The following equations are used in the calculation of the certified value and the uncertainty. Reported uncertainties represent expanded uncertainties expressed at approximately the 95% confidence level using a coverage factor of k = 2.

Certified Value $(\bar{x}) = \frac{\Sigma x_i}{n}$

$(\bar{x})$ = mean
x_i = individual results
n = number of measurements

Uncertainty (±) = $2\,[\,\Sigma(s_i)^2\,]^{1/2}$

2 = the coverage factor.
$[\,\Sigma(s_i)^2\,]^{1/2}$ = The square root of the sum of the squares of the most common errors (where 's' stands for the standard deviation) from instrumental measurement, density, NIST SRM uncertainty, weighing, dilution to volume, homogeneity, long term stability and short term stability.

4.0 TRACEBILITY TO NIST AND VALUES OBTAINED BY INDEPENDENT METHODS

· "Property of the result of a measurement or the value of a standard whereby it can be related to stated references, usually national or international standards, through an unbroken chain of comparisons all having stated uncertainties." (ISO VIM, 2nd ed., 1993, definition 6.10)

· This product is Traceable to NIST via an unbroken chain of comparisons. The uncertainties for each certified value are reported, taking into account the SRM uncertainty error and the measurement, weighing and volume dilution errors. In rare cases where no NIST SRMs are available, the term 'in-house std.' is specified.

- The Calculated Value is a value calculated from the weight of a starting material that has been certified directly vs. a NIST SRM/RM. See section 4.2 for balance traceability.

4.1 ASSAY INFORMATION

ELEMENT	METHOD	NIST SRM#	SRM LOT#
B	ICP Assay	3107	070514
Sb	Calculated		See Sec. 4.2
Sb	ICP Assay	3102A	061229
Se	Calculated		See Sec. 4.2
Se	ICP Assay	3149	992106
Si	Calculated		See Sec. 4.2
Si	ICP Assay	3150	071204
Sn	Calculated		See Sec. 4.2
Sn	ICP Assay	3161a	070330

4.2 BALANCE CALIBRATION - All analytical balances are calibrated yearly by an accredited calibration laboratory and are traceable to a class E 2 analytical weight set with NIST Traceability. All balances are checked daily using an in-house procedure. The weights used for testing are annually compared to master weights and are traceable to the National Institute of Standards and Technology (NIST).

4.3 THERMOMETER CALIBRATION - All thermometers are NIST traceable through thermometers that are calibrated by an A2LA accredited calibration laboratory.

4.4 GLASSWARE CALIBRATION - An in-house procedure is used to calibrate all Class A glassware used in the manufacturing and quality control of CRM's.

5.0 TRACE METALLIC IMPURITIES (TMI) DETERMINED BY ICP-MS AND ICP-OES IN µg/mL - N/A

6.0 INTENDED USE

For the calibration of analytical instruments including but not limited to the following:
HPLC, IC, TLC, ISE, IR, NMR, UV/VIS, MS, Capillary Electrophoresis, Potentiometry, Wet Chemistry and Voltammetry
For the validation of analytical methods
For the preparation of "working reference samples"
For interference studies and the determination of correction coefficients
For detection limit and linearity studies
For additional intended uses, contact Technical Staff

This CRM was manufactured using 18 megohm doubly deionized water that has been filtered through a 0.2 micron filter.

7.0 INSTRUCTIONS FOR THE CORRECT USE OF THIS REFERENCE MATERIAL

Storage & Handling - Keep **Tightly** sealed when not in use. Store and use at 20 ± 4°C. **Do Not** pipette from the container. **Do Not** return portions removed from pipetting to container.

Element Specific Information - For specific information regarding any element: Contact technical staff.

Uranium Note: If uranium is present in this standard, it is natural abundance unless specified in Section 3.0.

HF Note: This standard should not be prepared or stored in glass.

8.0 HAZARDOUS INFORMATION - Please refer to the enclosed Material Safety Data sheet for information regarding this CRM.

9.0 HOMOGENEITY - This solution was mixed according to an in-house procedure and is guaranteed to be homogeneous.

Inorganic Ventures homogeneity data indicate that the end user should take a minimum sample size of 0.2mL to assure homogeneity.

10.0 QUALITY STANDARD DOCUMENTATION

10.1 ISO 9001 Quality Management System Registration
- SAI Global File Number 010105

10.2 ISO/IEC 17025 "General Requirements for the Competence of Testing and Calibration"
- Chemical Testing - Accredited A2LA Certificate Number 883.01

10.3 ISO/IEC Guide 34 "General Requirements for the Competence of Reference Material Producers"
- Reference Materials Production - Accredited A2LA Certificate Number 883.02

10.4 10CFR50 Appendix B - Nuclear Regulatory Commission
- Domestic Licensing of Production and Utilization Facilities

10.5 10CFR21 - Nuclear Regulatory Commission
- Reporting Defects and Non-Compliance

11.0 DATE OF CERTIFICATION AND PERIOD OF VALIDITY

11.1 Shelf Life - The period of time during which the concentration of the analyte(s) in a properly packaged, unopened, and unused standard stored under environmentally controlled and monitored conditions will remain within the specified uncertainty range. Shelf life is limited primarily by transpiration (loss of water from the solution) and infrequently, by chemical instability. Transpiration studies of chemically-stable solutions performed at the manufacturer's facility show a CRM shelf-life of twenty one months for solutions packaged in 125-mL low density polyethylene bottles. When stored under special conditions that minimize transpiration and instability, the shelf life can be extended past this limit.

11.2 Expiration Date - The date after which a CRM should not be used. Routine laboratory use of a CRM increases transpiration losses and the chance of contamination which affect the integrity of the CRM and limit its useful life. Manufacturer concurs with state and federal regulatory agencies' recommendations that solution standards be assigned a one-year expiration date.

11.3 Chemical Stability - Studies have been conducted on this or similar CRMs and it has been demonstrated that this CRM is chemically stable for a period of not less than two years provided the "Storage & Handling" conditions are followed that are described in section 7.0.

Certification Date: March 08, 2013

Expiration Date: EXPIRES 01 APR 2014

12.0 NAMES AND SIGNATURES OF CERTIFYING OFFICERS

Certificate Prepared By: Donna Senn
Product Documentation Technician

Certificate Approved By: Brian Alexander
PhD., Technical Process Director

Certifying Officer: Paul Gaines
PhD., Senior Technical Director

INORGANIC VENTURES™
300 Technology Drive
Christiansburg, VA 24073 • USA
inorganicventures.com

CERTIFICATE OF ANALYSIS

tel: 800.669.6799 • 540.585.3030
fax: 540.585.3012
info@inorganicventures.com

1.0 **INORGANIC VENTURES** is an ISO Guide 34 "General Requirements for the Competence of Reference Material Producers" and ISO 9001 registered manufacturer. Our manufacturing laboratory is accredited to ISO/IEC 17025 "General Requirements for the Competence of Testing and Calibration Laboratories."

ACCREDITED Testing Laboratory Certificate 883.01

ACCREDITED Reference Material Producer Certificate 883.02

2.0 **DESCRIPTION OF CRM** Custom Solution

Catalog No.: TAPITT-MS-ICPMS

Lot Number: **G2-MEB455121**

Matrix: 0.7% HNO3(v/v)

200 µg/mL ea:
Al, Ba,

100 µg/mL ea:
B, Fe, Sr,

50 µg/mL ea:
Co, Mn, Ni, V, Zn,

25 µg/mL ea:
Cu,

20 µg/mL ea:
Cr3,

5 µg/mL ea:
Ag, Be, Cd, Tl,

4 µg/mL ea:
As,

2 µg/mL ea:
Pb,

1 µg/mL ea:
Se

3.0 CERTIFIED VALUES AND UNCERTAINTIES

ELEMENT	CERTIFIED VALUE	ELEMENT	CERTIFIED VALUE	ELEMENT	CERTIFIED VALUE
Aluminum, Al	200.1 ± 1.3 µg/mL	Arsenic, As	4.001 ± 0.026 µg/mL	Barium, Ba	200.0 ± 1.3 µg/mL
Beryllium, Be	5.001 ± 0.028 µg/mL	Boron, B	100.0 ± 0.7 µg/mL	Cadmium, Cd	5.001 ± 0.032 µg/mL
Chromium+3, Cr3	20.01 ± 0.13 µg/mL	Cobalt, Co	50.02 ± 0.33 µg/mL	Copper, Cu	25.00 ± 0.17 µg/mL
Iron, Fe	100.0 ± 0.6 µg/mL	Lead, Pb	2.000 ± 0.013 µg/mL	Manganese, Mn	50.01 ± 0.32 µg/mL
Nickel, Ni	50.01 ± 0.33 µg/mL	Selenium, Se	1.001 ± 0.007 µg/mL	Silver, Ag	5.001 ± 0.032 µg/mL
Strontium, Sr	100.0 ± 0.6 µg/mL	Thallium, Tl	5.001 ± 0.032 µg/mL	Vanadium, V	50.00 ± 0.35 µg/mL
Zinc, Zn	50.00 ± 0.33 µg/mL				

Certified Density: 1.005 g/mL (measured at 20 ± 1° C)

The following equations are used in the calculation of the certified value and the uncertainty. Reported uncertainties represent expanded uncertainties expressed at approximately the 95% confidence level using a coverage factor of k = 2.

Certified Value $(\overline{x}) = \frac{\Sigma x_i}{n}$

$(\bar{x})$ = mean
x_i = individual results
n = number of measurements

Uncertainty $(\pm) = 2\,[\,\Sigma(s_i)^2\,]^{1/2}$

2 = the coverage factor.
$[\,\Sigma(s_i)^2\,]^{1/2}$ = The square root of the sum of the squares of the most common errors (where 's' stands for the standard deviation) from instrumental measurement, density, NIST SRM uncertainty, weighing, dilution to volume, homogeneity, long term stability and short term stability.

4.0 TRACEBILITY TO NIST AND VALUES OBTAINED BY INDEPENDENT METHODS

· "Property of the result of a measurement or the value of a standard whereby it can be related to stated references, usually national or international standards, through an unbroken chain of comparisons all having stated uncertainties." (ISO VIM, 2nd ed., 1993, definition 6.10)
· This product is Traceable to NIST via an unbroken chain of comparisons. The uncertainties for each certified value are reported, taking into account the SRM uncertainty error and the measurement, weighing and volume dilution errors. In rare cases where no NIST SRMs are available, the term 'in-house std.' is specified.

4.1 ASSAY INFORMATION

ELEMENT	METHOD	NIST SRM#	SRM LOT#	ELEMENT	METHOD	NIST SRM#	SRM LOT#
Ag	ICP Assay	3151	992212	Ag	Volhard	999b	999b
Al	ICP Assay	3101a	060502	Al	EDTA	928	928
As	Calculated		See Sec. 4.2	As	ICP Assay	3103a	100818
B	ICP Assay	3107	070514	Ba	Gravimetric		See Sec. 4.2
Ba	ICP Assay	3104a	070222	Be	Calculated		See Sec. 4.2
Be	ICP Assay	3105a	090514	Cd	ICP Assay	3108	060531
Cd	EDTA	928	928	Co	ICP Assay	3113	00630
Co	EDTA	928	928	Cr3	Calculated		See Sec. 4.2
Cr3	ICP Assay	3112a	030730	Cu	ICP Assay	3114	011017
Cu	EDTA	928	928	Fe	ICP Assay	3126a	051031
Fe	EDTA	928	928	Mn	ICP Assay	3132	050429
Mn	EDTA	928	928	Ni	ICP Assay	3136	000612
Ni	EDTA	928	928	Pb	ICP Assay	3128	101026
Pb	EDTA	928	928	Se	Calculated		See Sec. 4.2
Se	ICP Assay	3149	100901	Sr	ICP Assay	3153a	990906
Sr	EDTA	928	928	Tl	Calculated		See Sec. 4.2
Tl	ICP Assay	3158	993012	V	ICP Assay	3165	992706
V	EDTA	928	928	Zn	ICP Assay	3168a	080123
Zn	EDTA	928	928				

4.2 **BALANCE CALIBRATION** - All analytical balances are calibrated yearly by an A2LA accredited calibration laboratory and are traceable to a class E 2 analytical weight set with NIST Traceability. All balances are checked daily using an in-house procedure. The weights used for testing are annually compared to master weights and are traceable to the National Institute of Standards and Technology (NIST).

4.3 **THERMOMETER CALIBRATION** - All thermometers are NIST traceable through thermometers that are calibrated by an A2LA accredited calibration laboratory.

4.4 **GLASSWARE CALIBRATION** - An in-house procedure is used to calibrate all Class A glassware used in the manufacturing and quality control of CRM's.

5.0 TRACE METALLIC IMPURITIES (TMI) DETERMINED BY ICP-MS AND ICP-OES IN µg/mL - N/A

6.0 INTENDED USE

For the calibration of analytical instruments including but not limited to the following:
HPLC, IC, TLC, ISE, IR, NMR, UV/VIS, MS, Capillary Electrophoresis, Potentiometry, Wet Chemistry and Voltammetry
For the validation of analytical methods
For the preparation of "working reference samples"
For interference studies and the determination of correction coefficients
For detection limit and linearity studies
For additional intended uses, contact Technical Staff

This CRM was manufactured using 18 megohm doubly deionized water that has been filtered through a 0.2 micron filter.

7.0 INSTRUCTIONS FOR THE CORRECT USE OF THIS REFERENCE MATERIAL

Storage & Handling - Keep **Tightly** sealed when not in use. Store and use at 20 ± 4°C. **Do Not** pipette from the container. **Do Not** return portions removed from pipetting to container.

Element Specific Information - For specific information regarding any element: Contact technical staff.

Uranium Note: If uranium is present in this standard, it is natural abundance unless specified in Section 3.0.

~~**Low Silver Note:** This solution contains "LOW" levels of Silver. Please store this entire bottle inside a sealed glass jar.~~

8.0 HAZARDOUS INFORMATION - Please refer to the enclosed Material Safety Data sheet for information regarding this CRM.

9.0 HOMOGENEITY - This solution was mixed according to an in-house procedure and is guaranteed to be homogeneous.

Inorganic Ventures homogeneity data indicate that the end user should take a minimum sample size of 0.2mL to assure homogeneity.

10.0 QUALITY STANDARD DOCUMENTATION

10.1 **ISO 9001 Quality Management System Registration**
- QMI File Number 010105

10.2 **ISO/IEC 17025 "General Requirements for the Competence of Testing and Calibration"**
- Chemical Testing - Accredited A2LA Certificate Number 883.01

10.3 **ISO/IEC Guide 34 "General Requirements for the Competence of Reference Material Producers"**
- Reference Materials Production - Accredited A2LA Certificate Number 883.02

10.4 **10CFR50 Appendix B - Nuclear Regulatory Commission**
- Domestic Licensing of Production and Utilization Facilities

10.5 **10CFR21 - Nuclear Regulatory Commission**
- Reporting Defects and Non-Compliance

11.0 DATE OF CERTIFICATION AND PERIOD OF VALIDITY

11.1 Shelf Life - The period of time during which the concentration of the analyte(s) in a properly packaged, unopened, and unused standard stored under environmentally controlled and monitored conditions will remain within the specified uncertainty range. Shelf life is limited primarily by transpiration (loss of water from the solution) and infrequently, by chemical instability. Transpiration studies of chemically-stable solutions performed at the manufacturer's facility show a CRM shelf-life of twenty one months for solutions packaged in 125-mL low density polyethylene bottles. When stored under special conditions that minimize transpiration and instability, the shelf life can be extended past this limit.

11.2 Expiration Date - The date after which a CRM should not be used. Routine laboratory use of a CRM increases transpiration losses and the chance of contamination which affect the integrity of the CRM and limit its useful life. Manufacturer concurs with state and federal regulatory agencies' recommendations that solution standards be assigned a one-year expiration date.

11.3 Chemical Stability - Studies have been conducted on this or similar CRMs and it has been demonstrated that this CRM is chemically stable for a period of not less than two years provided the "Storage & Handling" conditions are followed that are described in section 7.0.

Certification Date: January 09, 2013

Expiration Date: EXPIRES 01/2014

12.0 NAMES AND SIGNATURES OF CERTIFYING OFFICERS

Certificate Prepared By: Christy Shortridge
Product Documentation Technician

Christy Shortridge

Certificate Approved By: Brian Alexander
PhD., Quality Control Supervisor

Brian Alexander

Certifying Officer: Paul Gaines
PhD., Senior Technical Director

Paul R Gaines

INORGANIC™ VENTURES
300 Technology Drive
Christiansburg, VA 24073 • USA
inorganicventures.com
tel: 800.669.6799 • 540.585.3030
fax: 540.585.3012
info@inorganicventures.com

CERTIFICATE OF ANALYSIS

CH 2/14/13

1.0 **INORGANIC VENTURES** is an ISO Guide 34 "General Requirements for the Competence of Reference Material Producers" and ISO 9001 registered manufacturer. Our manufacturing laboratory is accredited to ISO/IEC 17025 "General Requirements for the Competence of Testing and Calibration Laboratories."

ACCREDITED Testing Laboratory Certificate 883.01

ACCREDITED Reference Material Producer Certificate 883.02

2.0 **DESCRIPTION OF CRM** Custom Solution

Catalog No.: TAPITT-MS-A

Lot Number: **G2-MEB458093**

Matrix: 3% HNO3(v/v)

5,000 µg/mL ea:
Ca, K, Mg, Na

3.0 CERTIFIED VALUES AND UNCERTAINTIES

ELEMENT	CERTIFIED VALUE	ELEMENT	CERTIFIED VALUE	ELEMENT	CERTIFIED VALUE
Calcium, Ca	5,000 ± 35 µg/mL	Magnesium, Mg	5,000 ± 33 µg/mL	Potassium, K	5,000 ± 37 µg/mL
Sodium, Na	5,000 ± 34 µg/mL				

Certified Density: 1.073 g/mL (measured at 20 ± 1° C)

The following equations are used in the calculation of the certified value and the uncertainty. Reported uncertainties represent expanded uncertainties expressed at approximately the 95% confidence level using a coverage factor of k = 2.

Certified Value $(\bar{x}) = \frac{\Sigma x_i}{n}$

$(\bar{x})$ = mean
x_i = individual results
n = number of measurements

Uncertainty (±) = $2\,[\,\Sigma(s_i)^2\,]^{1/2}$

2 = the coverage factor.
$[\,\Sigma(s_i)^2\,]^{1/2}$ = The square root of the sum of the squares of the most common errors (where 's' stands for the standard deviation) from instrumental measurement, density, NIST SRM uncertainty, weighing, dilution to volume, homogeneity, long term stability and short term stability.

4.0 TRACEBILITY TO NIST AND VALUES OBTAINED BY INDEPENDENT METHODS

- "Property of the result of a measurement or the value of a standard whereby it can be related to stated references, usually national or international standards, through an unbroken chain of comparisons all having stated uncertainties." (ISO VIM, 2nd ed., 1993, definition 6.10)
- This product is Traceable to NIST via an unbroken chain of comparisons. The uncertainties for each certified value are reported, taking into account the SRM uncertainty error and the measurement, weighing and volume dilution errors. In rare cases where no NIST SRMs are available, the term 'in-house std.' is specified.
- The Calculated Value is a value calculated from the weight of a starting material that has been certified directly vs. a NIST SRM/RM. See section 4.2 for balance traceability.

4.1 ASSAY INFORMATION

ELEMENT	METHOD	NIST SRM#	SRM LOT#	ELEMENT	METHOD	NIST SRM#	SRM LOT#
Ca	ICP Assay	3109a	050825	Ca	EDTA	928	928
K	Gravimetric		See Sec. 4.2	K	ICP Assay	3141a	051220
Mg	ICP Assay	3131a	050302	Mg	EDTA	928	928
Na	Gravimetric		See Sec. 4.2	Na	ICP Assay	3152a	010728

4.2 **BALANCE CALIBRATION** - All analytical balances are calibrated yearly by an A2LA accredited calibration laboratory and are traceable to a class E 2 analytical weight set with NIST Traceability. All balances are checked daily using an in-house procedure. The weights used for testing are annually compared to master weights and are traceable to the National Institute of Standards and Technology (NIST).

4.3 **THERMOMETER CALIBRATION** - All thermometers are NIST traceable through thermometers that are calibrated by an A2LA accredited calibration laboratory.

4.4 **GLASSWARE CALIBRATION** - An in-house procedure is used to calibrate all Class A glassware used in the manufacturing and quality control of CRM's.

5.0 TRACE METALLIC IMPURITIES (TMI) DETERMINED BY ICP-MS AND ICP-OES IN µg/mL - N/A

6.0 INTENDED USE

For the calibration of analytical instruments including but not limited to the following:
HPLC, IC, TLC, ISE, IR, NMR, UV/VIS, MS, Capillary Electrophoresis, Potentiometry, Wet Chemistry and Voltammetry
For the validation of analytical methods
For the preparation of "working reference samples"
For interference studies and the determination of correction coefficients
For detection limit and linearity studies
For additional intended uses, contact Technical Staff

This CRM was manufactured using 18 megohm doubly deionized water that has been filtered through a 0.2 micron filter.

7.0 INSTRUCTIONS FOR THE CORRECT USE OF THIS REFERENCE MATERIAL

Storage & Handling - Keep **Tightly** sealed when not in use. Store and use at 20 ± 4°C. **Do Not** pipette from the container. **Do Not** return portions removed from pipetting to container.

Element Specific Information - For specific information regarding any element: Contact technical staff.

Uranium Note: If uranium is present in this standard, it is natural abundance unless specified in Section 3.0.

8.0 HAZARDOUS INFORMATION - Please refer to the enclosed Material Safety Data sheet for information regarding this CRM.

9.0 HOMOGENEITY - This solution was mixed according to an in-house procedure and is guaranteed to be homogeneous.

Inorganic Ventures homogeneity data indicate that the end user should take a minimum sample size of 0.2mL to assure homogeneity

10.0 QUALITY STANDARD DOCUMENTATION

10.1 ISO 9001 Quality Management System Registration
- QMI File Number 010105

10.2 ISO/IEC 17025 "General Requirements for the Competence of Testing and Calibration"
- Chemical Testing - Accredited A2LA Certificate Number 883.01

10.3 ISO/IEC Guide 34 "General Requirements for the Competence of Reference Material Producers"
- Reference Materials Production - Accredited A2LA Certificate Number 883.02

10.4 10CFR50 Appendix B - Nuclear Regulatory Commission
- Domestic Licensing of Production and Utilization Facilities

10.5 10CFR21 - Nuclear Regulatory Commission
- Reporting Defects and Non-Compliance

11.0 DATE OF CERTIFICATION AND PERIOD OF VALIDITY

11.1 Shelf Life - The period of time during which the concentration of the analyte(s) in a properly packaged, unopened, and unused standard stored under environmentally controlled and monitored conditions will remain within the specified uncertainty range. Shelf life is limited primarily by transpiration (loss of water from the solution) and infrequently, by chemical instability. Transpiration studies of chemically-stable solutions performed at the manufacturer's facility show a CRM shelf-life of twenty one months for solutions packaged in 125-mL low density polyethylene bottles. When stored under special conditions that minimize transpiration and instability, the shelf life can be extended past this limit.

11.2 Expiration Date - The date after which a CRM should not be used. Routine laboratory use of a CRM increases transpiration losses and the chance of contamination which affect the integrity of the CRM and limit its useful life. Manufacturer concurs with state and federal regulatory agencies' recommendations that solution standards be assigned a one-year expiration date.

11.3 Chemical Stability - Studies have been conducted on this or similar CRMs and it has been demonstrated that this CRM is chemically stable for a period of not less than two years provided the "Storage & Handling" conditions are followed that are described in section 7.0.

Certification Date: February 01, 2013

Expiration Date: EXPIRES 01 MAR 2014

12.0 NAMES AND SIGNATURES OF CERTIFYING OFFICERS

Certificate Prepared By: Zach Saunders
Product Documentation Technician

Certificate Approved By: Brian Alexander
PhD., Quality Control Supervisor

Certifying Officer: Paul Gaines
PhD., Senior Technical Director

INORGANIC VENTURES™

CERTIFICATE OF ANALYSIS

300 Technology Drive
Christiansburg, VA 24073 • USA
inorganicventures.com

tel: 800.669.6799 • 540.585.3030
fax: 540.585.3012
info@inorganicventures.com

CH 2/14/13

1.0 **INORGANIC VENTURES** is an ISO Guide 34 "General Requirements for the Competence of Reference Material Producers" and ISO 9001 registered manufacturer. Our manufacturing laboratory is accredited to ISO/IEC 17025 "General Requirements for the Competence of Testing and Calibration Laboratories."

ACCREDITED Testing Laboratory Certificate 883.01

ACCREDITED Reference Material Producer Certificate 883.02

2.0 **DESCRIPTION OF CRM** Custom Solution

Catalog No.: TAPITT-MS-C

Lot Number: **G2-MEB458094**

Matrix: 3% HNO3(v/v), tr. HF

1,000 µg/mL ea:
Si,

200 µg/mL ea:
Sn,

100 µg/mL ea:
Mo, Ti,

50 µg/mL ea:
Sb

3.0 CERTIFIED VALUES AND UNCERTAINTIES

ELEMENT	CERTIFIED VALUE	ELEMENT	CERTIFIED VALUE	ELEMENT	CERTIFIED VALUE
Antimony, Sb	50.02 ± 0.38 µg/mL	Molybdenum, Mo	100.0 ± 0.7 µg/mL	Silicon, Si	1,000 ± 7 µg/mL
Tin, Sn	200.0 ± 1.4 µg/mL	Titanium, Ti	100.1 ± 0.7 µg/mL		

Certified Density: 1.020 g/mL (measured at 20 ± 1° C)

The following equations are used in the calculation of the certified value and the uncertainty. Reported uncertainties represent expanded uncertainties expressed at approximately the 95% confidence level using a coverage factor of k = 2.

Certified Value $(\bar{x}) = \frac{\sum x_i}{n}$

$(\bar{x})$ = mean
x_i = individual results
n = number of measurements

Uncertainty (±) = $2\,[\,\Sigma(s_i)^2\,]^{1/2}$

2 = the coverage factor.
$[\,\Sigma(s_i)^2\,]^{1/2}$ = The square root of the sum of the squares of the most common errors (where 's' stands for the standard deviation) from instrumental measurement, density, NIST SRM uncertainty, weighing, dilution to volume, homogeneity, long term stability and short term stability.

4.0 TRACEBILITY TO NIST AND VALUES OBTAINED BY INDEPENDENT METHODS

· "Property of the result of a measurement or the value of a standard whereby it can be related to stated references, usually national or international standards, through an unbroken chain of comparisons all having stated uncertainties." (ISO VIM, 2nd ed., 1993, definition 6.10)

· This product is Traceable to NIST via an unbroken chain of comparisons. The uncertainties for each certified value are reported, taking into account the SRM uncertainty error and the measurement, weighing and volume dilution errors. In rare cases where no NIST SRMs are available, the term 'in-house std.' is specified.

· The Calculated Value is a value calculated from the weight of a starting material that has been certified directly vs. a NIST SRM/RM. See section 4.2 for balance traceability.

4.1 ASSAY INFORMATION

ELEMENT	METHOD	NIST SRM#	SRM LOT#	ELEMENT	METHOD	NIST SRM#	SRM LOT#
Mo	Calculated		See Sec. 4.2	Mo	ICP Assay	3134	891307
Sb	Calculated		See Sec. 4.2	Sb	ICP Assay	3102A	061229
Si	Calculated		See Sec. 4.2	Si	ICP Assay	3150	071204
Sn	Calculated		See Sec. 4.2	Sn	ICP Assay	3161a	070330
Ti	ICP Assay	3162a	060808				

4.2 BALANCE CALIBRATION - All analytical balances are calibrated yearly by an A2LA accredited calibration laboratory and are traceable to a class E 2 analytical weight set with NIST Traceability. All balances are checked daily using an in-house procedure. The weights used for testing are annually compared to master weights and are traceable to the National Institute of Standards and Technology (NIST).

4.3 THERMOMETER CALIBRATION - All thermometers are NIST traceable through thermometers that are calibrated by an A2LA accredited calibration laboratory.

4.4 GLASSWARE CALIBRATION - An in-house procedure is used to calibrate all Class A glassware used in the manufacturing and quality control of CRM's.

5.0 TRACE METALLIC IMPURITIES (TMI) DETERMINED BY ICP-MS AND ICP-OES IN µg/mL - N/A

6.0 INTENDED USE

For the calibration of analytical instruments including but not limited to the following:
HPLC, IC, TLC, ISE, IR, NMR, UV/VIS, MS, Capillary Electrophoresis, Potentiometry, Wet Chemistry and Voltammetry
For the validation of analytical methods
For the preparation of "working reference samples"
For interference studies and the determination of correction coefficients
For detection limit and linearity studies
For additional intended uses, contact Technical Staff

This CRM was manufactured using 18 megohm doubly deionized water that has been filtered through a 0.2 micron filter.

7.0 INSTRUCTIONS FOR THE CORRECT USE OF THIS REFERENCE MATERIAL

Storage & Handling - Keep Tightly sealed when not in use. Store and use at 20 ± 4°C. **Do Not** pipette from the container. **Do Not** return portions removed from pipetting to container.

Element Specific Information - For specific information regarding any element: Contact technical staff.

Uranium Note: If uranium is present in this standard, it is natural abundance unless specified in Section 3.0.

HF Note: This standard should not be prepared or stored in glass.

8.0 HAZARDOUS INFORMATION - Please refer to the enclosed Material Safety Data sheet for information regarding this CRM.

9.0 HOMOGENEITY - This solution was mixed according to an in-house procedure and is guaranteed to be homogeneous.

Inorganic Ventures homogeneity data indicate that the end user should take a minimum sample size of 0.2mL to assure homogeneity

10.0 QUALITY STANDARD DOCUMENTATION

10.1 ISO 9001 Quality Management System Registration
- QMI File Number 010105

10.2 ISO/IEC 17025 "General Requirements for the Competence of Testing and Calibration"
- Chemical Testing - Accredited A2LA Certificate Number 883.01

10.3 ISO/IEC Guide 34 "General Requirements for the Competence of Reference Material Producers"
- Reference Materials Production - Accredited A2LA Certificate Number 883.02

10.4 10CFR50 Appendix B - Nuclear Regulatory Commission
- Domestic Licensing of Production and Utilization Facilities

10.5 10CFR21 - Nuclear Regulatory Commission
- Reporting Defects and Non-Compliance

11.0 DATE OF CERTIFICATION AND PERIOD OF VALIDITY

11.1 Shelf Life - The period of time during which the concentration of the analyte(s) in a properly packaged, unopened, and unused standard stored under environmentally controlled and monitored conditions will remain within the specified uncertainty range. Shelf life is limited primarily by transpiration (loss of water from the solution) and infrequently, by chemical instability. Transpiration studies of chemically-stable solutions performed at the manufacturer's facility show a CRM shelf-life of twenty one months for solutions packaged in 125-mL low density polyethylene bottles. When stored under special conditions that minimize transpiration and instability, the shelf life can be extended past this limit.

11.2 Expiration Date - The date after which a CRM should not be used. Routine laboratory use of a CRM increases transpiration losses and the chance of contamination which affect the integrity of the CRM and limit its useful life. Manufacturer concurs with state and federal regulatory agencies' recommendations that solution standards be assigned a one-year expiration date.

11.3 Chemical Stability - Studies have been conducted on this or similar CRMs and it has been demonstrated that this CRM is chemically stable for a period of not less than two years provided the "Storage & Handling" conditions are followed that are described in section 7.0.

Certification Date: February 01, 2013

Expiration Date: EXPIRES 01 MAR 2014

12.0 NAMES AND SIGNATURES OF CERTIFYING OFFICERS

Certificate Prepared By: Zach Saunders
Product Documentation Technician

Certificate Approved By: Brian Alexander
PhD., Quality Control Supervisor

Certifying Officer: Paul Gaines
PhD., Senior Technical Director

Rcvd 8/28/12 RM

110 Benner Circle
Bellefonte, PA 16823-8812
Tel: (800)356-1688
Fax: (814)353-1309

www.Restek.com

Certificate of Analysis

FOR LABORATORY USE ONLY-READ MSDS PRIOR TO USE.

Catalog No. : 31661 **Lot No.:** A085338

Description : 3,5-Dinitroaniline Standard

SV Stock Solution, 3,5-Dinitroaniline Std, 1000µg/ml, Acetonitrile, 1ml/ampule

Container Size : [5] 2 mL **Pkg Amt:** [5] > 1 mL

Expiration Date : [1] July 2016 **Storage:** 10°C or colder

Elution Order	Compound	CAS #	Percent Purity [2]	Grav. Conc. (weight/volume) [3]	Grav.Uncert. (95% C.L.: K=2) [4]
1	3,5-Dinitroaniline	618-87-1	99%	1,000.0 ug/mL	+/- 5.9397 ug/mL
Solvent:	Acetonitrile	75-05-8	99%		

Column:
250mm x 4.6mm
Ultra C18 (cat.# 9174575)

Flow Rate:
1.0 ml/min.

Mobile Phase A:
water:methanol (44:56 V/V)

Mobile Phase B:

Mobile Phase Comp

Det. Type:
Wavelength: 210 nm

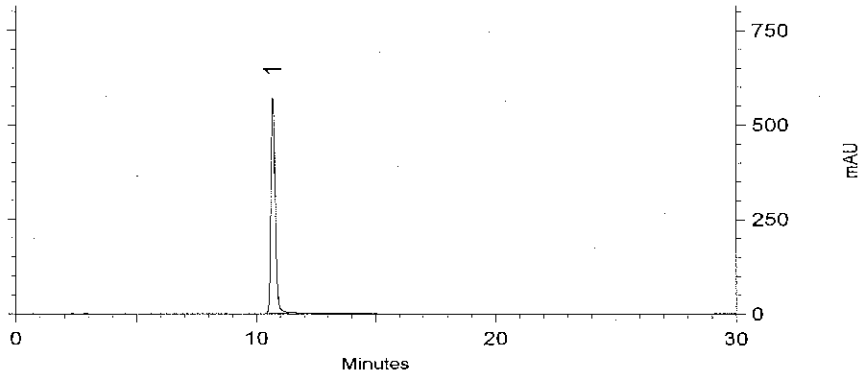

Diane Shaffer - QA Analyst

Date Passed: 02-Dec-2011 **Balance:** 1128342313

Manufactured under Restek's ISO 9001:2008 Registered Quality System Certificate #FM 80397

1 Expiration date of the unopened ampule stored at the recommended storage condition is the last day of the month listed.

2A Purity and chemical identity are determined by one or more of the following techniques: GC/FID, HPLC, GC/ECD, GC/MS. Purity value is rounded to the nearest whole number. See data pack or contact Restek for further details.

2B Compounds with a listed purity of less than 99% have been weight corrected to compensate for impurities.

2C The following types of compounds will have a listed purity of less than 99%: Aldehyde/Ketone-DNPH compounds, Bromides, Chlorides, HCL salts, HBR salts, sulfates, hydrates, and other compounds as necessary. The listed purity is a correction factor that is equivalent to the percentage of parent compound in the molecule. This correction factor is used to calculate the amount of compound necessary to achieve the desired concentration of the parent compound in solution. The concentration listed on the certificate is the concentration of the parent compound in the solution.

2D Purity of isomeric compounds is reported as the sum of the isomers. Value is rounded to the nearest whole number after summation.

3 Based upon gravimetric preparation with balance calibration verified using NIST traceable weights (seven mass levels) and/or class A glassware used for dilutions.

4 Uncertainties determined using data for balances and glassware from measurement systems analysis methodology, raw material purity, and, when significant, equipment tolerances or calibration results.

5A Containers are overfilled to ensure the packaged amount, as a minimum.

5B Restek supplies deactivated vials along with most standards packed in 2 mL ampules, for the handling and storage of standards. Due to space constraints, Restek does not supply vials for larger volume ampules. Samples should be transferred into deactivated vials for handling and storage. Restek sells DMDCS for the purpose of glassware deactivation as catalog number 31840, which includes complete instructions. Restek will also deactivate larger volume vials from our inventory, as a custom ordered item. Contact your Restek sales or customer service representative for details.

RESTEK

110 Benner Circle
Bellefonte, PA 16823-8812
Tel: (800)356-1688
Fax: (814)353-1309

www.Restek.com

Rcvd 8/28/12 RM

ACCREDITED
Reference Material Producer
Certificate #3222.01

ilac-MRA

ACCREDITED
Testing Laboratory
Certificate #3222.02

Certificate of Analysis

FOR LABORATORY USE ONLY-READ MSDS PRIOR TO USE.

This Reference Material is intended for Laboratory Use Only as a standard for the qualitative and/or quantitative determination of the analyte(s) listed.

Catalog No. : 31452 **Lot No.:** A087054

Description : 8330 Internal Standard Mix

8330 Internal Std 3, 4-Dinitrotoluene 1000ug/mL, Methanol, 1mL/ampul

Container Size : 2 mL **Pkg Amt:** > 1 mL

Expiration Date : March 2017 **Storage:** 10°C or colder

CERTIFIED VALUES

Elution Order	Compound	Grav. Conc. (weight/volume)	Expanded Uncertainty (95% C.L.; K=2)		
1	3,4-Dinitrotoluene	1,000.0 ug/mL	+/- 5.9397	ug/mL	Gravimetric
	CAS # 610-39-9		+/- 12.1149	ug/mL	Unstressed
	Purity 99%		+/- 13.6550	ug/mL	Stressed

Solvent: Methanol
CAS # 67-56-1
Purity 99%

Column:
250mm x 4.6mm
Ultra C18 (cat.# 9174575)

Flow Rate:
1.0 ml/min.

Mobile Phase A:
water:methanol (44:56 V/V)

Mobile Phase B:

Mobile Phase Comp

Det. Type:
Wavelength: 210 nm

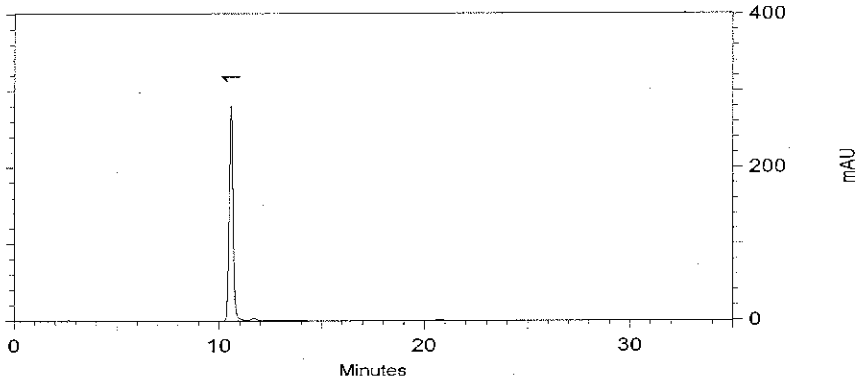

Valerie N. Walters - QA Analyst

Date Passed: 06-Apr-2012 **Balance:** 1128360905

Manufactured under Restek's ISO 9001:2008
Registered Quality System
Certificate #FM 80397

General Certified Reference Material Notes

Expiration Notes:

- Expiration date of the unopened ampul stored at the recommended storage condition is the last day of the month listed in the expiration date field.
- Uncertainty, concentration, and expiration of the CRM are based on the unopened product being stored according to the recommended condition found in the storage field.

Purity Notes:

- Purity and/or chemical identity are determined by one or more of the following techniques: GC/FID, HPLC, GC/µECD, GC/MS, LC/MS, RI, and/or melting point.
- Compounds with a listed purity of less than 99% have been weight corrected to compensate for impurities and/or salts. A correction factor is used to calculate the amount of compound necessary to achieve the desired concentration of the parent compound in solution.
- Purity of isomeric compounds is reported as the sum of the isomers.
- Purity values are rounded to the nearest whole number.

Certified Uncertainty Value Notes:

- The uncertainties are determined in accordance with ISO Guides 34 and 35. The certified combined stressed uncertainty value (includes gravimetric uncertainty, homogeneity between-ampul uncertainty, storage stability uncertainty and shipping stability uncertainty and were combined using the following formula:

$$U_{combined\ stressed} = k\sqrt{U^2_{gravimetric} + U^2_{homogeneity} + U^2_{storage\ stability} + U^2_{shipping\ stability}}$$

  k is a coverage factor of 2, which gives a level of confidence of approximately 95%.
- It is important to note that the shipping stability uncertainty was obtained under temperature extremes for specific time intervals; therefore, the certified combined stressed uncertainty value should only be applied to the product if it was stored at non-standard temperature conditions up to and including 7 days. Contact Restek Technical Service at www.restek.com/Contact-Us for use recommendations if your shipment was in-transit for more than 7 days at non-standard temperature conditions.
- Apply the certified combined unstressed uncertainty value if the product was received under standard shipping conditions. Apply the certified combined stressed uncertainty value if the product was received under non-standard conditions as specified below.

Label Conditions	Standard Conditions	Non-Standard Conditions
25°C Nominal (Room Temperature)	< 60°C	≥ 60°C up to 7 days
10°C or colder (Refrigerate)	< 40°C	≥ 40°C up to 7 days
0°C or colder (Freezer)	< 25°C	≥ 25°C up to 7 days

- Separate (not combined) uncertainty values for gravimetric uncertainty are also displayed on the certificate, if needed, separate homogeneity between-ampul uncertainty, storage stability uncertainty and shipping stability uncertainty values are available by contacting Restek Technical Service at www.restek.com/Contact-Us.
- The packaged amount is the minimum sample size for which uncertainty is valid. The ampules are over-filled to ensure that the minimum packaged amount can be sufficiently transferred.

Manufacturing Notes:

- Concentration is based upon gravimetric preparation using either a balance whose calibration has been verified daily using NIST traceable weights, and/or dilutions with Class A glassware.

Handling Notes:

- Samples should be transferred into deactivated vials for handling and storage. Restek supplies deactivated vials along with most standards packed in 2 mL ampules. Due to space constraints, Restek does not supply vials for larger volume ampules. Restek sells DMDCS for the purpose of glassware deactivation as catalog number 31840, which includes complete instructions. Restek will also deactivate larger volume vials from our inventory as a custom ordered item. Contact your Restek sales or customer service representative for details.
- If any undissolved material is visible inside the ampul, sonicate the unopened ampul until the material is completely dissolved.

110 Benner Circle
Bellefonte, PA 16823-8812
Tel: (800)356-1688
Fax: (814)353-1309

www.Restek.com

Rvd 8/28/12

Certificate of Analysis

FOR LABORATORY USE ONLY-READ MSDS PRIOR TO USE.

Catalog No. : 33905 **Lot No.:** A084334

Description : 8330 Calibration Standard

Nitroaromatics and Nitramine Explosives by HPLC, 1,000µg/ml, Acetonitrile, 1ml/ampule

Container Size : [5] 2 mL **Pkg Amt:** [5] > 1 mL

Expiration Date : [1] May 2015 **Storage:** 10°C or colder

Elution Order	Compound	CAS #	Percent Purity [2]	Grav. Conc. (weight/volume) [3]	Grav.Uncert. (95% C.L.; K=2) [4]
1	HMX	2691-41-0	99%	1,000.0 ug/mL	+/- 5.9397 ug/mL
2	RDX	121-82-4	98%	999.6 ug/mL	+/- 5.9373 ug/mL
3	1,3,5-Trinitrobenzene	99-35-4	98%	999.6 ug/mL	+/- 5.9373 ug/mL
4	1,3-Dinitrobenzene	99-65-0	97%	1,000.1 ug/mL	+/- 5.9401 ug/mL
5	Nitrobenzene	98-95-3	99%	1,000.0 ug/mL	+/- 5.9397 ug/mL
6	Tetryl	479-45-8	99%	1,000.0 ug/mL	+/- 5.9397 ug/mL
7	2,4,6-Trinitrotoluene	118-96-7	98%	999.6 ug/mL	+/- 5.9373 ug/mL
8	2-Amino-4,6-dinitrotoluene	35572-78-2	99%	1,000.0 ug/mL	+/- 5.9397 ug/mL
9	4-Amino-2,6-dinitrotoluene	19406-51-0	98%	999.6 ug/mL	+/- 5.9373 ug/mL
10	2,4-Dinitrotoluene	121-14-2	99%	1,000.0 ug/mL	+/- 5.9397 ug/mL
11	2,6-Dinitrotoluene	606-20-2	99%	1,000.0 ug/mL	+/- 5.9397 ug/mL
12	2-Nitrotoluene	88-72-2	99%	1,000.0 ug/mL	+/- 5.9397 ug/mL
13	4-Nitrotoluene	99-99-0	97%	970.0 ug/mL	+/- 5.7615 ug/mL
14	3-Nitrotoluene	99-08-1	97%	1,000.1 ug/mL	+/- 5.9401 ug/mL

Solvent: Acetonitrile 75-05-8 99%

Column:
250mm x 4.6mm
Ultra C18 (cat.# 9174575)

Flow Rate:
1.0 ml/min.

Mobile Phase A:
water:methanol (44:56 V/V)

Mobile Phase B:

Mobile Phase Comp

Det. Type:
Wavelength: 210 nm

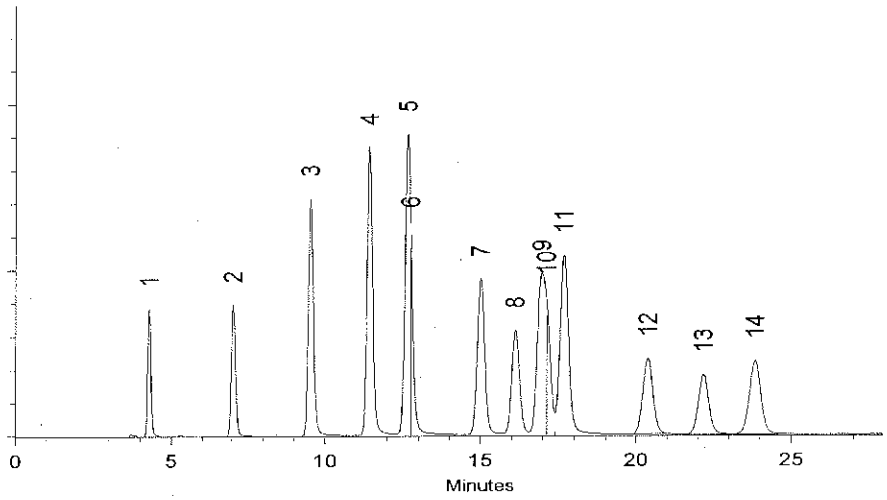

Diane Shaffer
Diane Shaffer - QA Analyst

Date Passed: 22-Nov-2011 **Balance:** 1128342314

Manufactured under Restek's ISO 9001:2008 Registered Quality System Certificate #FM 80397

1 Expiration date of the unopened ampule stored at the recommended storage condition is the last day of the month listed.

2A Purity and chemical identity are determined by one or more of the following techniques: GC/FID, HPLC, GC/ECD, GC/MS. Purity value is rounded to the nearest whole number. See data pack or contact Restek for further details.

2B Compounds with a listed purity of less than 99% have been weight corrected to compensate for impurities.

2C The following types of compounds will have a listed purity of less than 99%: Aldehyde/Ketone-DNPH compounds, Bromides, Chlorides, HCL salts, HBR salts, sulfates, hydrates, and other compounds as necessary. The listed purity is a correction factor that is equivalent to the percentage of parent compound in the molecule. This correction factor is used to calculate the amount of compound necessary to achieve the desired concentration of the parent compound in solution. The concentration listed on the certificate is the concentration of the parent compound in the solution.

2D Purity of isomeric compounds is reported as the sum of the isomers. Value is rounded to the nearest whole number after summation.

3 Based upon gravimetric preparation with balance calibration verified using NIST traceable weights (seven mass levels) and/or class A glassware used for dilutions.

4 Uncertainties determined using data for balances and glassware from measurement systems analysis methodology, raw material purity, and, when significant, equipment tolerances or calibration results.

5A Containers are overfilled to ensure the packaged amount, as a minimum.

5B Restek supplies deactivated vials along with most standards packed in 2 mL ampules, for the handling and storage of standards. Due to space constraints, Restek does not supply vials for larger volume ampules. Samples should be transferred into deactivated vials for handling and storage. Restek sells DMDCS for the purpose of glassware deactivation as catalog number 31840, which includes complete instructions. Restek will also deactivate larger volume vials from our inventory, as a custom ordered item. Contact your Restek sales or customer service representative for details.

Note:

HPNGTA-00001 ↓ 5

10

RESTEK

Certificate of Analysis

110 Benner Circle
Bellefonte, PA 16823-8812
Tel: (800)356-1688
Fax: (814)353-1309

FOR LABORATORY USE ONLY-READ MSDS PRIOR TO USE.

Catalog No. :	31602	**Lot No.:**	A076817
Description :	Nitroguanidine Standard		
Container Size :	2 mL	**Pkg Amt:**	> 1 mL
Expiration Date : [1]	September 2015	**Storage:**	Refrigerate

Elution Order	Compound	CAS #	Percent Purity [2]	Grav. Conc. [3] (weight/volume)	% Grav.Uncert. [4] (95% C.L.; K=2)
1	Nitroguanidine	556-88-7	99%	1,000.000 ug/ml	+/-0.59 %
Solvent:	Methanol	67-56-1	99%		

Column:
250mm x 4.6mm
Ultra C18 (cat.# 9174575)

Flow Rate:
1.0 ml/min.

Mobile Phase A:
water:methanol (44:56 V/V)

Mobile Phase B:

Mobile Phase Comp

Det. Type:
Wavelength: 210 nm

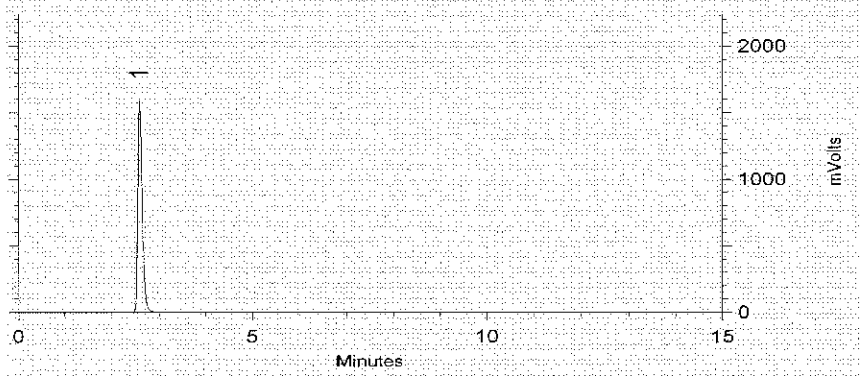

Diane Shaffer
Diane Shaffer - QA Analyst

Date Passed: 16-Sep-2010 **Balance:** 1128342313

Manufactured under Restek's ISO 9001:2008
Registered Quality System
Certificate #FM 80397

1 Expiration date of the unopened ampule stored at the recommended storage condition.

2A Purity is determined by one or more of the following techniques: GC/FID, HPLC, GC/ECD, GC/MS. Value is rounded to the nearest whole number. Chemical identity is confirmed using GC/MS. See data pack or contact provider for further details.

2B Compounds with a listed purity of less than 99% have been weight corrected to compensate for impurities.

2C The following types of compounds will have a listed purity of less than 99%: Aldehyde/Ketone-DNPH compounds, Bromides, Chlorides, HCL salts, HBR salts, sulfates, hydrates, and other compounds as necessary. The listed purity is a correction factor that is equivalent to the percentage of parent compound in the molecule. This correction factor is used to calculate the amount of compound necessary to achieve the desired concentration of the parent compound in solution. The concentration listed on the certificate is the concentration of the parent compound in the solution.

2D Purity of isomeric compounds is reported as the sum of the isomers. Value is rounded to the nearest whole number after summation.

3 Based upon gravimetric preparation with balance calibration verified using NIST traceable weights (seven mass levels) and/or class A glassware used for dilutions.

4 Uncertainties determined using data for balances and glassware from measurement systems analysis methodology, raw material purity, and, when significant, equipment tolerances or calibration results.

125 Market Street
New Haven, CT 06513
USA

AccuStandard® Inc.

Tel (203)786-5290
Fax (203)786-5287
www.AccuStandard.com

CERTIFICATE OF ANALYSIS

Catalog No: M-8330-ADD-6
Description: Nitroguanidine
Lot: 211111014
Solvent: Methanol

Date Certified: Nov 1, 2011
Expiration: Nov 1, 2013
Sample Size: 1 mL
Storage Condition: Freeze (<-10° C)
Hazards: HIGHLY FLAMMABLE

[X] Included on ISO/IEC 17025 Scope of Accreditation
[X] Included on ISO Guide 34 Scope of Accreditation

Component	CAS #	Purity % (HPLC)	Prepared Concentration[1] (µg/mL)	Certified Analyte Concentration[2] (µg/mL)
Nitroguanidine	556-88-7	100	100.5	100.5

Rcvd 5/25/12

AccuStandard follows U.S. conventions in reporting numerical values on both certificates and labels:

A comma (,) is used to separate units of one-thousand or greater.
A period (.) is used as a decimal place marker.

1. All weights are traceable through NIST, Test No.822-275872-11
2. Certified Analyte Concentration = Purity x Prepared Concentration. The Uncertainty associated with the gravimetric values reported on this certificate is ±0.24%. The CRM Uncertainty calculated for this product is ±5%. These values are the expanded uncertainty and represent an estimated standard deviation equal to the positive square root of the total variation of the uncertainty of components. A normal distribution is assumed and a coverage factor of K=2 is chosen using approximately a 95% confidence level.
3. A product with a suffix (-1A, -2B, etc. or -01, -02, etc.) on its lot# has had its expiration date extended and is identical to the same lot# without the suffix.

For use in routine laboratory analysis.

See reverse side for additional information
Refer to the MSDS for additional safety information

Certified by: R. Cooper
Russ Cooper, QC Manager

AccuStandard is accredited to ISO Guide 34, ISO/IEC 17025 and certified to ISO 9001

OR-ORG/INO-001
Rev. 7/11

Rcvd 3/26/12

110 Benner Circle
Bellefonte, PA 16823-8812
Tel: (800)356-1688
Fax: (814)353-1309

www.Restek.com

Certificate of Analysis

ACCREDITED Reference Material Producer Certificate #3222.01

ACCREDITED Testing Laboratory Certificate #3222.02

FOR LABORATORY USE ONLY-READ MSDS PRIOR TO USE.

This Reference Material is intended for Laboratory Use Only as a standard for the qualitative and/or quantitative determination of the analyte(s) listed.

Catalog No. : 31499 **Lot No.:** A086505

Description : Picric Acid Standard

1000ug/mL, Methanol, 1mL/ampul *PGI BOX REQUIRED* SHIP FED EX GROUND ONLY

Container Size : 2 mL **Pkg Amt:** > 1 mL

Expiration Date : February 2017 **Storage:** 10°C or colder

CERTIFIED VALUES

Elution Order	Compound	Grav. Conc. (weight/volume)	Expanded Uncertainty (95% C.L.; K=2)		
1	Picric Acid	1,000.0 ug/mL	+/- 5.9397	ug/mL	Gravimetric
	CAS # 88-89-1		+/- 32.2037	ug/mL	Unstressed
	Purity 99%		+/- 44.7693	ug/mL	Stressed

Solvent: Methanol
CAS # 67-56-1
Purity 99%

Column:
30m x 0.53mm x 0.5um
Rtx-5 (cat.# 10240)

Carrier Gas:
hydrogen-constant flow 11 mL/min

Temp. Program:
70°C (hold 2 min.) to 225°C
@ 20°C/min.

Inj. Temp:
cold on-column

Det. Temp:
335°C

Det. Type:
FID

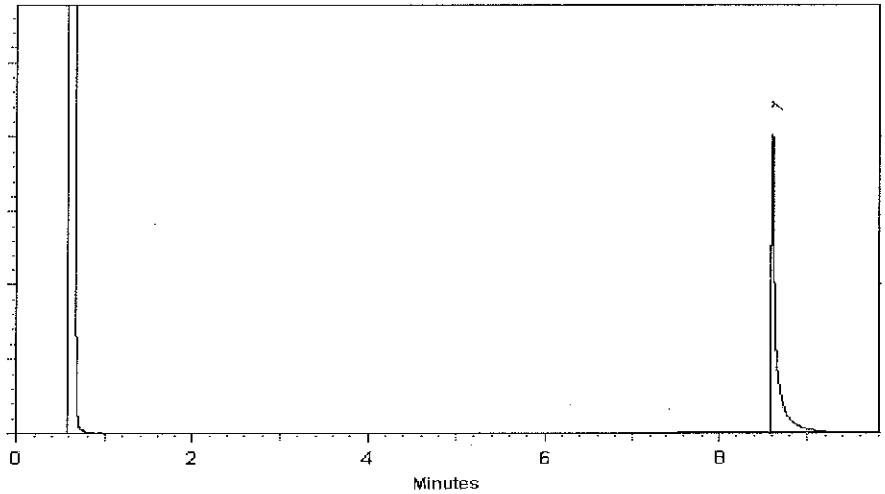

Valerie N. Walters - QA Analyst

Date Passed: 16-Mar-2012 **Balance:** 1128342313

Manufactured under Restek's ISO 9001:2008
Registered Quality System
Certificate #FM 80397

Certification Summary

Client: Environmental Chemical Corp.
Project/Site: RVAAP - ECC

TestAmerica Job ID: 240-21987-1

Laboratory	Authority	Program	EPA Region	Certification ID
TestAmerica Canton	California	NELAP	9	01144CA
TestAmerica Canton	Connecticut	State Program	1	PH-0590
TestAmerica Canton	Florida	NELAP	4	E87225
TestAmerica Canton	Georgia	State Program	4	N/A
TestAmerica Canton	Illinois	NELAP	5	200004
TestAmerica Canton	Kansas	NELAP	7	E-10336
TestAmerica Canton	Kentucky	State Program	4	58
TestAmerica Canton	L-A-B	DoD ELAP		L2315
TestAmerica Canton	Minnesota	NELAP	5	039-999-348
TestAmerica Canton	Nevada	State Program	9	OH-000482008A
TestAmerica Canton	New Jersey	NELAP	2	OH001
TestAmerica Canton	Ohio VAP	State Program	5	CL0024
TestAmerica Canton	Pennsylvania	NELAP	3	68-00340
TestAmerica Canton	Texas	NELAP	6	
TestAmerica Canton	USDA	Federal		P330-11-00328
TestAmerica Canton	Virginia	NELAP	3	460175
TestAmerica Canton	Washington	State Program	10	C971
TestAmerica Canton	West Virginia DEP	State Program	3	210
TestAmerica Canton	Wisconsin	State Program	5	999518190
TestAmerica Pittsburgh	Arkansas DEQ	State Program	6	88-0690
TestAmerica Pittsburgh	California	NELAP	9	4224CA
TestAmerica Pittsburgh	Connecticut	State Program	1	PH-0688
TestAmerica Pittsburgh	Florida	NELAP	4	E871008
TestAmerica Pittsburgh	Illinois	NELAP	5	002602
TestAmerica Pittsburgh	L-A-B	DoD ELAP		L2314
TestAmerica Pittsburgh	Louisiana	NELAP	6	04041
TestAmerica Pittsburgh	New Hampshire	NELAP	1	203011
TestAmerica Pittsburgh	New Jersey	NELAP	2	PA005
TestAmerica Pittsburgh	New York	NELAP	2	11182
TestAmerica Pittsburgh	North Carolina DENR	State Program	4	434
TestAmerica Pittsburgh	Pennsylvania	NELAP	3	02-00416
TestAmerica Pittsburgh	South Carolina	State Program	4	89014
TestAmerica Pittsburgh	US Fish & Wildlife	Federal		LE94312A-1
TestAmerica Pittsburgh	USDA	Federal		P330-10-00139
TestAmerica Pittsburgh	USDA	Federal		P-Soil-01
TestAmerica Pittsburgh	Utah	NELAP	8	STLP
TestAmerica Pittsburgh	Virginia	NELAP	3	460189
TestAmerica Pittsburgh	West Virginia DEP	State Program	3	142
TestAmerica Pittsburgh	Wisconsin	State Program	5	998027800
TestAmerica Sacramento	A2LA	DoD ELAP		2928-01
TestAmerica Sacramento	Alaska (UST)	State Program	10	UST-055
TestAmerica Sacramento	Arizona	State Program	9	AZ0708
TestAmerica Sacramento	Arkansas DEQ	State Program	6	88-0691
TestAmerica Sacramento	California	NELAP	9	1119CA
TestAmerica Sacramento	Colorado	State Program	8	N/A
TestAmerica Sacramento	Connecticut	State Program	1	PH-0691
TestAmerica Sacramento	Florida	NELAP	4	E87570
TestAmerica Sacramento	Guam	State Program	9	N/A
TestAmerica Sacramento	Hawaii	State Program	9	N/A
TestAmerica Sacramento	Illinois	NELAP	5	200060
TestAmerica Sacramento	Kansas	NELAP	7	E-10375
TestAmerica Sacramento	Louisiana	NELAP	6	30612
TestAmerica Sacramento	Michigan	State Program	5	9947

Certification Summary

Client: Environmental Chemical Corp.
Project/Site: RVAAP - ECC

TestAmerica Job ID: 240-21987-1

Laboratory	Authority	Program	EPA Region	Certification ID
TestAmerica Sacramento	Nevada	State Program	9	CA44
TestAmerica Sacramento	New Jersey	NELAP	2	CA005
TestAmerica Sacramento	New York	NELAP	2	11666
TestAmerica Sacramento	Northern Mariana Islands	State Program	9	MP0007
TestAmerica Sacramento	Oregon	NELAP	10	CA200005
TestAmerica Sacramento	Pennsylvania	NELAP	3	68-01272
TestAmerica Sacramento	South Carolina	State Program	4	87014
TestAmerica Sacramento	Texas	NELAP	6	T104704399-08-TX
TestAmerica Sacramento	US Fish & Wildlife	Federal		LE148388-0
TestAmerica Sacramento	USDA	Federal		P330-11-00436
TestAmerica Sacramento	USEPA UCMR	Federal	1	CA00044
TestAmerica Sacramento	Utah	NELAP	8	QUAN1
TestAmerica Sacramento	Washington	State Program	10	C581
TestAmerica Sacramento	West Virginia	State Program	3	9930C
TestAmerica Sacramento	West Virginia DEP	State Program	3	334
TestAmerica Sacramento	Wyoming	State Program	8	8TMS-Q

Accreditation may not be offered or required for all methods and analytes reported in this package Please contact your project manager for the laboratory's current list of certified methods and analytes.

Method 8260B DOD

Volatile Organic Compounds (GC/MS) by Method 8260B/DOD

FORM II
GC/MS VOA SURROGATE RECOVERY

Lab Name: TestAmerica Canton Job No.: 240-21987-1

SDG No.:

Matrix: Water Level: Low

GC Column (1): DB-624 ID: 0.18 (mm)

Client Sample ID	Lab Sample ID	DBFM #	DCA #	TOL #	BFB #
	MRL 240-79725/5	107	105	112	110
	MRL 240-79725/14	103	100	106	102

	QC LIMITS
DBFM = Dibromofluoromethane (Surr)	50-150
DCA = 1,2-Dichloroethane-d4 (Surr)	50-150
TOL = Toluene-d8 (Surr)	50-150
BFB = 4-Bromofluorobenzene (Surr)	50-150

Column to be used to flag recovery values

FORM II 8260B/DoD

FORM II
GC/MS VOA SURROGATE RECOVERY

Lab Name: TestAmerica Canton Job No.: 240-21987-1

SDG No.:

Matrix: Water Level: Low

GC Column (1): DB-624 ID: 0.18 (mm)

Client Sample ID	Lab Sample ID	DBFM #	DCA #	TOL #	BFB #
079-0007-0001-SOUR CEWATER	240-21987-1	108	101	110	107
079-0008-0001-TB TRIP BLANK	240-21987-2	104	105	109	105
	MB 240-79725/6	101	103	109	105
	LCS 240-79725/4	109	103	110	103
079-0007-0001-SOUR CEWATER MS	240-21987-1 MS	109	105	110	106
079-0007-0001-SOUR CEWATER MSD	240-21987-1 MSD	107	101	108	107

	QC LIMITS
DBFM = Dibromofluoromethane (Surr)	85-115
DCA = 1,2-Dichloroethane-d4 (Surr)	70-120
TOL = Toluene-d8 (Surr)	85-120
BFB = 4-Bromofluorobenzene (Surr)	75-120

Column to be used to flag recovery values

FORM II 8260B/DoD

FORM III
GC/MS VOA LAB CONTROL SAMPLE RECOVERY

Lab Name: TestAmerica Canton Job No.: 240-21987-1

SDG No.:

Matrix: Water Level: Low Lab File ID: UX129316.D

Lab ID: LCS 240-79725/4 Client ID:

COMPOUND	SPIKE ADDED (ug/L)	LCS CONCENTRATION (ug/L)	LCS % REC	QC LIMITS REC	#
1,1,1-Trichloroethane	20.0	22.7	114	65-130	
1,1,2,2-Tetrachloroethane	20.0	18.1	90	65-130	
1,1,2-Trichloroethane	20.0	18.2	91	75-125	
1,1-Dichloroethane	20.0	19.3	96	70-135	
1,1-Dichloroethene	20.0	19.1	95	70-130	
1,2-Dichloroethane	20.0	20.2	101	70-130	
1,2-Dichloropropane	20.0	19.0	95	75-125	
2-Butanone (MEK)	40.0	34.7	87	30-150	
2-Hexanone	40.0	34.6	87	55-130	
4-Methyl-2-pentanone (MIBK)	40.0	32.1	80	60-135	
Acetone	40.0	33.8	85	40-140	
Benzene	20.0	19.0	95	80-120	
Bromoform	20.0	19.2	96	70-130	
Bromomethane	20.0	15.2	76	30-145	
Carbon disulfide	20.0	19.5	98	35-160	
Carbon tetrachloride	20.0	25.6	128	65-140	
Chlorobenzene	20.0	19.5	97	80-120	
Chloromethane	20.0	17.5	87	40-125	
cis-1,3-Dichloropropene	20.0	18.8	94	70-130	
Dibromochloromethane	20.0	19.4	97	60-135	
Bromodichloromethane	20.0	20.2	101	75-120	
Ethylbenzene	20.0	19.6	98	75-125	
Methyl tert-butyl ether	20.0	17.8	89	65-125	
Methylene Chloride	20.0	19.7	98	55-140	
Styrene	20.0	21.2	106	65-135	
Tetrachloroethene	20.0	20.3	102	45-150	
Toluene	20.0	20.4	102	75-120	
trans-1,3-Dichloropropene	20.0	20.4	102	55-140	
Trichloroethene	20.0	19.6	98	70-125	
Vinyl chloride	20.0	17.7	89	50-145	
Xylenes, Total	60.0	59.3	99	75-130	
Chloroform	20.0	18.9	95	65-135	
Bromochloromethane	20.0	20.5	102	65-130	
Chloroethane	20.0	17.8	89	60-135	

Column to be used to flag recovery and RPD values

FORM III 8260B/DoD

FORM III
GC/MS VOA METHOD REPORTING LIMIT CHECK RECOVERY

Lab Name: TestAmerica Canton Job No.: 240-21987-1

SDG No.:

Matrix: Water Level: Low Lab File ID: UX129317.D

Lab ID: MRL 240-79725/5 Client ID:

COMPOUND	SPIKE ADDED (ng/uL)	MRL CONCENTRATION (ng/uL)	MRL % REC	QC LIMITS REC	#
1,1,1-Trichloroethane	0.00100	0.000959 J	96	70-130	
1,1,2,2-Tetrachloroethane	0.00100	0.00109	109	70-130	
1,1,2-Trichloroethane	0.00100	0.000795 J	80	70-130	
1,1-Dichloroethane	0.00100	0.000850 J	85	70-130	
1,1-Dichloroethene	0.00100	0.000973 J	97	70-130	
1,2-Dichloroethane	0.00100	0.00115	115	70-130	
1,2-Dichloropropane	0.00100	0.000868 J	87	70-130	
2-Butanone (MEK)	0.0100	0.00675 J	67	70-130	^
2-Hexanone	0.0100	0.00867 J	87	70-130	
4-Methyl-2-pentanone (MIBK)	0.0100	0.00786 J	79	70-130	
Acetone	0.0100	0.00824 J	82	70-130	
Benzene	0.00100	0.000966 J	97	70-130	
Bromoform	0.00100	0.000857 J	86	70-130	
Bromomethane	0.00100	0.000956 J	96	70-130	
Carbon disulfide	0.00100	0.000842 J	84	70-130	
Carbon tetrachloride	0.00100	0.00136	136	70-130	^
Chlorobenzene	0.00100	0.000971 J	97	70-130	
Chloromethane	0.00100	0.000984 J	98	70-130	
cis-1,3-Dichloropropene	0.00100	0.000862 J	86	70-130	
Dibromochloromethane	0.00100	0.000769 J	77	70-130	
Bromodichloromethane	0.00100	0.000830 J	83	70-130	
Ethylbenzene	0.00100	0.000957 J	96	70-130	
Methyl tert-butyl ether	0.00100	0.000831 J	83	70-130	
Methylene Chloride	0.00100	0.00138	138	70-130	^
Styrene	0.00100	0.000958 J	96	70-130	
Tetrachloroethene	0.00100	0.00116	116	70-130	
Toluene	0.00100	0.00113	113	70-130	
trans-1,3-Dichloropropene	0.00100	0.000805 J	81	70-130	
Trichloroethene	0.00100	0.000931 J	93	70-130	
Vinyl chloride	0.00100	0.000954 J	95	70-130	
Xylenes, Total	0.00300	0.00310	103	70-130	
Chloroform	0.00100	0.000796 J	80	70-130	
Bromochloromethane	0.00100	0.000968 J	97	70-130	
Chloroethane	0.00100	0.00101	101	70-130	

Column to be used to flag recovery and RPD values

FORM III 8260B/DoD

FORM III
GC/MS VOA METHOD REPORTING LIMIT CHECK RECOVERY

Lab Name: TestAmerica Canton Job No.: 240-21987-1

SDG No.:

Matrix: Water Level: Low Lab File ID: UX129326.D

Lab ID: MRL 240-79725/14 Client ID:

COMPOUND	SPIKE ADDED (ng/uL)	MRL CONCENTRATION (ng/uL)	MRL % REC	QC LIMITS REC	#
1,1,1-Trichloroethane	0.00100	0.000953 J	95	70-130	
1,1,2,2-Tetrachloroethane	0.00100	0.000888 J	89	70-130	
1,1,2-Trichloroethane	0.00100	0.000755 J	75	70-130	
1,1-Dichloroethane	0.00100	0.000803 J	80	70-130	
1,1-Dichloroethene	0.00100	0.000818 J	82	70-130	
1,2-Dichloroethane	0.00100	0.00100	100	70-130	
1,2-Dichloropropane	0.00100	0.000871 J	87	70-130	
2-Butanone (MEK)	0.0100	0.00692 J	69	70-130	^
2-Hexanone	0.0100	0.00702 J	70	70-130	
4-Methyl-2-pentanone (MIBK)	0.0100	0.00664 J	66	70-130	^
Acetone	0.0100	0.00654 J	65	70-130	^
Benzene	0.00100	0.000907 J	91	70-130	
Bromoform	0.00100	0.000641 J	64	70-130	^
Bromomethane	0.00100	0.00123	123	70-130	
Carbon disulfide	0.00100	0.000845 J	85	70-130	
Carbon tetrachloride	0.00100	0.000966 J	97	70-130	
Chlorobenzene	0.00100	0.000923 J	92	70-130	
Chloromethane	0.00100	0.00133	133	70-130	^
cis-1,3-Dichloropropene	0.00100	0.000817 J	82	70-130	
Dibromochloromethane	0.00100	0.000975 J	97	70-130	
Bromodichloromethane	0.00100	0.000900 J	90	70-130	
Ethylbenzene	0.00100	0.000840 J	84	70-130	
Methyl tert-butyl ether	0.00100	0.000814 J	81	70-130	
Methylene Chloride	0.00100	0.00150	150	70-130	^
Styrene	0.00100	0.000848 J	85	70-130	
Tetrachloroethene	0.00100	0.00101	101	70-130	
Toluene	0.00100	0.000966 J	97	70-130	
trans-1,3-Dichloropropene	0.00100	0.000873 J	87	70-130	
Trichloroethene	0.00100	0.000718 J	72	70-130	
Vinyl chloride	0.00100	0.00133	133	70-130	^
Xylenes, Total	0.00300	0.00263	88	70-130	
Chloroform	0.00100	0.000920 J	92	70-130	
Bromochloromethane	0.00100	0.000990 J	99	70-130	
Chloroethane	0.00100	0.00129	129	70-130	

Column to be used to flag recovery and RPD values

FORM III 8260B/DoD

FORM III
GC/MS VOA MATRIX SPIKE RECOVERY

Lab Name: TestAmerica Canton Job No.: 240-21987-1

SDG No.:

Matrix: Water Level: Low Lab File ID: UX129324.D

Lab ID: 240-21987-1 MS Client ID: 079-0007-0001-SOURCEWATER MS

COMPOUND	SPIKE ADDED (ug/L)	SAMPLE CONCENTRATION (ug/L)	MS CONCENTRATION (ug/L)	MS % REC	QC LIMITS REC	#
1,1,1-Trichloroethane	20.0	0.25 U	22.3	112	65-130	
1,1,2,2-Tetrachloroethane	20.0	0.25 U	18.4	92	65-130	
1,1,2-Trichloroethane	20.0	0.50 U	18.6	93	75-125	
1,1-Dichloroethane	20.0	0.25 U	19.9	99	70-135	
1,1-Dichloroethene	20.0	0.25 U	19.6	98	70-130	
1,2-Dichloroethane	20.0	0.25 U	20.8	104	70-130	
1,2-Dichloropropane	20.0	0.25 U	19.4	97	75-125	
2-Butanone (MEK)	40.0	0.57 U	39.4	98	30-150	
2-Hexanone	40.0	0.50 U	37.1	93	55-130	
4-Methyl-2-pentanone (MIBK)	40.0	0.50 U	32.9	82	60-135	
Acetone	40.0	1.1 U	32.0	80	40-140	
Benzene	20.0	0.25 U	19.5	98	80-120	
Bromoform	20.0	0.64 U	18.4	92	70-130	
Bromomethane	20.0	0.50 U	15.7	78	30-145	
Carbon disulfide	20.0	0.25 U	19.3	96	35-160	
Carbon tetrachloride	20.0	0.25 U	25.1	126	65-140	
Chlorobenzene	20.0	0.25 U	19.6	98	80-120	
Chloromethane	20.0	0.50 U	17.5	88	40-125	
cis-1,3-Dichloropropene	20.0	0.25 U	18.5	93	70-130	
Dibromochloromethane	20.0	0.25 U	19.8	99	60-135	
Bromodichloromethane	20.0	0.25 U	19.8	99	75-120	
Ethylbenzene	20.0	0.25 U	19.9	100	75-125	
Methyl tert-butyl ether	20.0	0.25 U	18.0	90	65-125	
Methylene Chloride	20.0	0.50 U	18.7	94	55-140	
Styrene	20.0	0.25 U	20.5	103	65-135	
Tetrachloroethene	20.0	0.50 U	21.3	107	45-150	
Toluene	20.0	0.25 U	20.2	101	75-120	
trans-1,3-Dichloropropene	20.0	0.25 U	20.2	101	55-140	
Trichloroethene	20.0	0.25 U	20.1	100	70-125	
Vinyl chloride	20.0	0.25 U	18.5	93	50-145	
Xylenes, Total	60.0	0.75 U	58.7	98	75-130	
Chloroform	20.0	0.25 U	19.9	99	65-135	
Bromochloromethane	20.0	0.50 U	24.1	121	65-130	
Chloroethane	20.0	0.50 U	18.0	90	60-135	

Column to be used to flag recovery and RPD values

FORM III 8260B/DoD

FORM III
GC/MS VOA MATRIX SPIKE DUPLICATE RECOVERY

Lab Name: TestAmerica Canton Job No.: 240-21987-1

SDG No.:

Matrix: Water Level: Low Lab File ID: UX129325.D

Lab ID: 240-21987-1 MSD Client ID: 079-0007-0001-SOURCEWATER MSD

COMPOUND	SPIKE ADDED (ug/L)	MSD CONCENTRATION (ug/L)	MSD % REC	% RPD	QC LIMITS RPD	QC LIMITS REC	#
1,1,1-Trichloroethane	20.0	22.1	110	1	30	65-130	
1,1,2,2-Tetrachloroethane	20.0	18.7	94	1	30	65-130	
1,1,2-Trichloroethane	20.0	18.6	93	0	30	75-125	
1,1-Dichloroethane	20.0	18.9	95	5	30	70-135	
1,1-Dichloroethene	20.0	18.9	94	4	30	70-130	
1,2-Dichloroethane	20.0	20.1	101	3	30	70-130	
1,2-Dichloropropane	20.0	18.7	94	4	30	75-125	
2-Butanone (MEK)	40.0	38.1	95	3	30	30-150	
2-Hexanone	40.0	36.1	90	3	30	55-130	
4-Methyl-2-pentanone (MIBK)	40.0	33.6	84	2	30	60-135	
Acetone	40.0	35.0	87	9	30	40-140	
Benzene	20.0	18.8	94	4	30	80-120	
Bromoform	20.0	19.1	95	4	30	70-130	
Bromomethane	20.0	15.6	78	0	30	30-145	
Carbon disulfide	20.0	18.9	94	2	30	35-160	
Carbon tetrachloride	20.0	25.6	128	2	30	65-140	
Chlorobenzene	20.0	19.2	96	2	30	80-120	
Chloromethane	20.0	17.5	88	0	30	40-125	
cis-1,3-Dichloropropene	20.0	18.5	92	0	30	70-130	
Dibromochloromethane	20.0	19.4	97	2	30	60-135	
Bromodichloromethane	20.0	19.8	99	0	30	75-120	
Ethylbenzene	20.0	19.6	98	2	30	75-125	
Methyl tert-butyl ether	20.0	17.9	90	1	50	65-125	
Methylene Chloride	20.0	18.0	90	4	30	55-140	
Styrene	20.0	20.2	101	2	30	65-135	
Tetrachloroethene	20.0	20.1	101	6	30	45-150	
Toluene	20.0	20.2	101	0	30	75-120	
trans-1,3-Dichloropropene	20.0	20.3	102	1	30	55-140	
Trichloroethene	20.0	19.1	96	5	30	70-125	
Vinyl chloride	20.0	18.2	91	2	30	50-145	
Xylenes, Total	60.0	58.1	97	1	30	75-130	
Chloroform	20.0	18.5	92	7	30	65-135	
Bromochloromethane	20.0	22.5	113	7	30	65-130	
Chloroethane	20.0	17.6	88	2	30	60-135	

Column to be used to flag recovery and RPD values

FORM III 8260B/DoD

FORM IV
GC/MS VOA METHOD BLANK SUMMARY

Lab Name: TestAmerica Canton Job No.: 240-21987-1

SDG No.:

Lab File ID: UX129318.D Lab Sample ID: MB 240-79725/6

Matrix: Water Heated Purge:(Y/N) N

Instrument ID: A3UX12 Date Analyzed: 03/28/2013 10:55

GC Column: DB-624 ID: 0.18(mm)

THIS METHOD BLANK APPLIES TO THE FOLLOWING SAMPLES:

CLIENT SAMPLE ID	LAB SAMPLE ID	LAB FILE ID	DATE ANALYZED
	LCS 240-79725/4	UX129316.D	03/28/2013 10:02
079-0007-0001-SOURCEWATER	240-21987-1	UX129319.D	03/28/2013 11:21
079-0008-0001-TB TRIP BLANK	240-21987-2	UX129320.D	03/28/2013 11:47
079-0007-0001-SOURCEWATER MS	240-21987-1 MS	UX129324.D	03/28/2013 13:33
079-0007-0001-SOURCEWATER MSD	240-21987-1 MSD	UX129325.D	03/28/2013 13:59

FORM V
GC/MS VOA INSTRUMENT PERFORMANCE CHECK
BROMOFLUOROBENZENE (BFB)

Lab Name: TestAmerica Canton Job No.: 240-21987-1

SDG No.:

Lab File ID: BFB2145.D BFB Injection Date: 03/19/2013

Instrument ID: A3UX12 BFB Injection Time: 17:39

Analysis Batch No.: 78761

M/E	ION ABUNDANCE CRITERIA	% RELATIVE ABUNDANCE	
50	15.0 - 40.0 % of mass 95	17.0	
75	30.0 - 60.0 % of mass 95	48.0	
95	Base Peak, 100% relative abundance	100.0	
96	5.0 - 9.0 % of mass 95	6.0	
173	Less than 2.0 % of mass 174	0.0	(0.0)1
174	50.0 - 120.00 % of mass 95	73.0	
175	5.0 - 9.0 % of mass 174	5.0	(6.8)1
176	95.0 - 101.0 % of mass 174	71.0	(97.3)1
177	5.0 - 9.0 % of mass 176	5.0	(7.0)2

1-Value is % mass 174 2-Value is % mass 176

THIS CHECK APPLIES TO THE FOLLOWING SAMPLES, MS, MSD, BLANKS AND STANDARDS:

CLIENT SAMPLE ID	LAB SAMPLE ID	LAB FILE ID	DATE ANALYZED	TIME ANALYZED
	STD8260 240-78761/3	UX129104.D	03/19/2013	18:52
	STD8260 240-78761/4	UX129105.D	03/19/2013	19:19
	STD8260 240-78761/5	UX129106.D	03/19/2013	19:45
	STD8260 240-78761/6	UX129107.D	03/19/2013	20:12
	STD8260 240-78761/7	UX129108.D	03/19/2013	20:38
	STD8260 240-78761/8	UX129109.D	03/19/2013	21:04
	ICV 240-78761/9	UX129110.D	03/19/2013	21:32

FORM V
GC/MS VOA INSTRUMENT PERFORMANCE CHECK
BROMOFLUOROBENZENE (BFB)

Lab Name: TestAmerica Canton Job No.: 240-21987-1

SDG No.:

Lab File ID: BFB2151.D BFB Injection Date: 03/28/2013

Instrument ID: A3UX12 BFB Injection Time: 08:11

Analysis Batch No.: 79725

M/E	ION ABUNDANCE CRITERIA	% RELATIVE ABUNDANCE	
50	15.0 - 40.0 % of mass 95	17.3	
75	30.0 - 60.0 % of mass 95	46.6	
95	Base Peak, 100% relative abundance	100.0	
96	5.0 - 9.0 % of mass 95	7.4	
173	Less than 2.0 % of mass 174	0.0	(0.0)1
174	50.0 - 120.00 % of mass 95	72.6	
175	5.0 - 9.0 % of mass 174	6.0	(8.3)1
176	95.0 - 101.0 % of mass 174	69.6	(95.9)1
177	5.0 - 9.0 % of mass 176	5.0	(7.2)2

1-Value is % mass 174 2-Value is % mass 176

THIS CHECK APPLIES TO THE FOLLOWING SAMPLES, MS, MSD, BLANKS AND STANDARDS:

CLIENT SAMPLE ID	LAB SAMPLE ID	LAB FILE ID	DATE ANALYZED	TIME ANALYZED
	CCV 240-79725/2	UX129315.D	03/28/2013	09:36
	LCS 240-79725/4	UX129316.D	03/28/2013	10:02
	MRL 240-79725/5	UX129317.D	03/28/2013	10:29
	MB 240-79725/6	UX129318.D	03/28/2013	10:55
079-0007-0001-SOURCEWATER	240-21987-1	UX129319.D	03/28/2013	11:21
079-0008-0001-TB TRIP BLANK	240-21987-2	UX129320.D	03/28/2013	11:47
079-0007-0001-SOURCEWATER MS	240-21987-1 MS	UX129324.D	03/28/2013	13:33
079-0007-0001-SOURCEWATER MSD	240-21987-1 MSD	UX129325.D	03/28/2013	13:59
	MRL 240-79725/14	UX129326.D	03/28/2013	14:26
	LODV 240-79725/16	UX129328.D	03/28/2013	15:19

FORM VIII
GC/MS VOA INTERNAL STANDARD AREA AND RETENTION TIME SUMMARY

Lab Name: TestAmerica Canton Job No.: 240-21987-1

SDG No.:

Sample No.: STD8260 240-78761/6 Date Analyzed: 03/19/2013 20:12

Instrument ID: A3UX12 GC Column: DB-624 ID: 0.18(mm)

Lab File ID (Standard): UX129107.D Heated Purge: (Y/N) N

Calibration ID: 14180

		FB		CBZ		DCB	
		AREA #	RT #	AREA #	RT #	AREA #	RT #
INITIAL CALIBRATION MID-POINT		1625112	5.33	1252380	8.00	586319	10.24
UPPER LIMIT		3250224	5.83	2504760	8.50	1172638	10.74
LOWER LIMIT		812556	4.83	626190	7.50	293160	9.74
LAB SAMPLE ID	CLIENT SAMPLE ID						
ICV 240-78761/9		1642021	5.33	1253876	8.00	594297	10.24
CCV 240-79725/2		1705438	5.32	1258697	8.00	612869	10.23
LCS 240-79725/4		1659289	5.33	1231555	8.00	591377	10.23
MRL 240-79725/5		1624775	5.33	1192131	8.00	561153	10.23
MB 240-79725/6		1681282	5.32	1222361	8.00	567766	10.23
240-21987-1	079-0007-0001-SOURCEWATER	1654693	5.33	1194933	8.00	521079	10.23
240-21987-2	079-0008-0001-TB TRIP BLANK	1681147	5.33	1245889	8.00	574426	10.23
240-21987-1 MS	079-0007-0001-SOURCEWATER MS	1627644	5.33	1231680	8.00	589773	10.24
240-21987-1 MSD	079-0007-0001-SOURCEWATER MSD	1691181	5.32	1249220	8.00	583325	10.23
MRL 240-79725/14		1721180	5.33	1262794	8.00	582422	10.24

FB = Fluorobenzene
CBZ = Chlorobenzene-d5
DCB = 1,4-Dichlorobenzene-d4

Area Limit = 50%-200% of internal standard area
RT Limit = ± 0.5 minutes of internal standard RT

Column used to flag values outside QC limits

FORM VIII 8260B/DOD

FORM I
GC/MS VOA ORGANICS ANALYSIS DATA SHEET

Lab Name: TestAmerica Canton | Job No.: 240-21987-1

SDG No.:

Client Sample ID: 079-0007-0001-SOURCEWATER | Lab Sample ID: 240-21987-1

Matrix: Water | Lab File ID: UX129319.D

Analysis Method: 8260B/DoD | Date Collected: 03/14/2013 12:00

Sample wt/vol: 5(mL) | Date Analyzed: 03/28/2013 11:21

Soil Aliquot Vol: | Dilution Factor: 1

Soil Extract Vol.: | GC Column: DB-624 ID: 0.18(mm)

% Moisture: | Level: (low/med) Low

Analysis Batch No.: 79725 | Units: ug/L

CAS NO.	COMPOUND NAME	RESULT	Q	LOQ	LOD	DL
71-55-6	1,1,1-Trichloroethane	0.25	U	1.0	0.25	0.22
79-34-5	1,1,2,2-Tetrachloroethane	0.25	U	1.0	0.25	0.18
79-00-5	1,1,2-Trichloroethane	0.50	U	1.0	0.50	0.27
75-34-3	1,1-Dichloroethane	0.25	U	1.0	0.25	0.15
75-35-4	1,1-Dichloroethene	0.25	U	1.0	0.25	0.19
107-06-2	1,2-Dichloroethane	0.25	U	1.0	0.25	0.22
540-59-0	1,2-Dichloroethene, Total	0.50	U	2.0	0.50	0.34
78-87-5	1,2-Dichloropropane	0.25	U	1.0	0.25	0.18
78-93-3	2-Butanone (MEK)	0.57	U	10	0.57	0.57
591-78-6	2-Hexanone	0.50	U	10	0.50	0.41
108-10-1	4-Methyl-2-pentanone (MIBK)	0.50	U	10	0.50	0.32
67-64-1	Acetone	1.1	U	10	1.1	1.1
71-43-2	Benzene	0.25	U	1.0	0.25	0.13
75-25-2	Bromoform	0.64	U	1.0	0.64	0.64
74-83-9	Bromomethane	0.50	U	1.0	0.50	0.41
75-15-0	Carbon disulfide	0.25	U	1.0	0.25	0.13
56-23-5	Carbon tetrachloride	0.25	U	1.0	0.25	0.13
108-90-7	Chlorobenzene	0.25	U	1.0	0.25	0.15
74-87-3	Chloromethane	0.50	U	1.0	0.50	0.30
10061-01-5	cis-1,3-Dichloropropene	0.25	U	1.0	0.25	0.14
124-48-1	Dibromochloromethane	0.25	U	1.0	0.25	0.18
75-27-4	Bromodichloromethane	0.25	U	1.0	0.25	0.15
100-41-4	Ethylbenzene	0.25	U	1.0	0.25	0.17
1634-04-4	Methyl tert-butyl ether	0.25	U	1.0	0.25	0.17
75-09-2	Methylene Chloride	0.50	U	1.0	0.50	0.33
100-42-5	Styrene	0.25	U	1.0	0.25	0.11
127-18-4	Tetrachloroethene	0.50	U	1.0	0.50	0.29
108-88-3	Toluene	0.25	U	1.0	0.25	0.13
10061-02-6	trans-1,3-Dichloropropene	0.25	U	1.0	0.25	0.19
79-01-6	Trichloroethene	0.25	U	1.0	0.25	0.17
75-01-4	Vinyl chloride	0.25	U	1.0	0.25	0.22
1330-20-7	Xylenes, Total	0.75	U	2.0	0.75	0.28
67-66-3	Chloroform	0.25	U	1.0	0.25	0.16
74-97-5	Bromochloromethane	0.50	U	1.0	0.50	0.29
106-93-4	1,2-Dibromoethane	0.25	U	1.0	0.25	0.24
75-00-3	Chloroethane	0.50	U	1.0	0.50	0.29

FORM I
GC/MS VOA ORGANICS ANALYSIS DATA SHEET

Lab Name: TestAmerica Canton | Job No.: 240-21987-1

SDG No.:

Client Sample ID: 079-0007-0001-SOURCEWATER | Lab Sample ID: 240-21987-1

Matrix: Water | Lab File ID: UX129319.D

Analysis Method: 8260B/DoD | Date Collected: 03/14/2013 12:00

Sample wt/vol: 5(mL) | Date Analyzed: 03/28/2013 11:21

Soil Aliquot Vol: | Dilution Factor: 1

Soil Extract Vol.: | GC Column: DB-624 ID: 0.18(mm)

% Moisture: | Level: (low/med) Low

Analysis Batch No.: 79725 | Units: ug/L

CAS NO.	SURROGATE	%REC	Q	LIMITS
2037-26-5	Toluene-d8 (Surr)	110		85-120
17060-07-0	1,2-Dichloroethane-d4 (Surr)	101		70-120
460-00-4	4-Bromofluorobenzene (Surr)	107		75-120
1868-53-7	Dibromofluoromethane (Surr)	108		85-115

TestAmerica Canton
Target Compound Quantitation Report

Data File:	\\Ncchrom\ChromData\A3UX12\20130328-18335.b\UX129319.D		
Lims ID:	240-21987-C-1	Client ID:	079-0007-0001-SOURCEWATER
Inject. Date:	28-Mar-2013 11:21:30	Dil. Factor:	1.0000
Sample Type:	Client		
Sample ID:	240-0018335-007		
Misc. Info.:			
Operator:	1904	Instrument ID:	A3UX12
Purge Vol:	5.000 mL	ALS Bottle#:	7
Lims Batch ID:	79725	Lims Sample ID:	7
Detector:	MS SCAN		
Method:	\\Ncchrom\ChromData\A3UX12\20130328-18335.b\8260_12.m		
Last Update:	29-Mar-2013 09:09:26	Calib Date:	19-Mar-2013 21:04:30
Quant Method:	Internal Standard	Quant By:	Initial Calibration
Last ICal File:	\\Ncchrom\ChromData\A3UX12\20130319-18085.b\UX129109.D		
Limit Group:	MSV 8260DOD ICAL		
Integrator:	RTE	ID Type:	Deconvolution ID
Column Type:	DB-624	Column Dia:	0.18 mm
Process Host:	XAWRK001		

Compound	Sig	RT	EXP RT	DLT RT	Q	Response	On-Col Amt ug/l	Flags
* 1 Fluorobenzene	96	5.333	5.334	-0.001	99	1654693	20.0	
* 2 Chlorobenzene-d5	117	7.996	7.996	0.0	86	1194933	20.0	
* 3 1,4-Dichlorobenzene-d4	152	10.232	10.232	0.0	95	521079	20.0	
$ 5 Dibromofluoromethane (Surr)	113	4.765	4.766	-0.001	54	388821	21.6	
$ 6 1,2-Dichloroethane-d4 (Surr)	65	5.049	5.050	-0.001	90	438884	20.3	
$ 7 Toluene-d8 (Surr)	98	6.682	6.682	0.0	83	1569890	21.9	
$ 131 4-Bromofluorobenzene (Surr)	95	9.108	9.108	0.0	90	557413	21.4	
137 Benzyl chloride	126		0.000					
149 1,3-Diethylbenzene TIC	1		0.000					
143 1,4-Dichlorobutane	1		0.000					
147 C6-C12	1		0.000					
146 Butyl Methacrylate TIC	1		0.000					
148 C6-C10	1		0.000					
142 Chlorodifluoromethane TIC	1		0.000					
12 Dichlorodifluoromethane	85		1.642					
13 Chloromethane	50		1.795					
14 Vinyl chloride	62		1.902					
15 Bromomethane	94		2.198					
16 Chloroethane	64		2.304					
17 Dichlorofluoromethane	67		2.458					
18 Trichlorofluoromethane	101		2.517					
19 Ethyl ether	59		2.718					
20 Acrolein	56		2.837					
25 Methylal	45		2.856					
22 Acetone	43		2.955					
21 1,1-Dichloroethene	61		2.955					
23 1,1,2-Trichloro-1,2,2-trifluoroe	101		2.955					
24 Iodomethane	142		3.109					
26 Carbon disulfide	76		3.156					
27 Acetonitrile	41		3.192					
28 Methyl acetate	43		3.227					
29 3-Chloro-1-propene	76		3.227					

Compound	Sig	RT	EXP RT	DLT RT	Q	Response	On-Col Amt ug/l	Flags
30 Methylene Chloride	49		3.369					9
31 2-Methyl-2-propanol	59		3.393					
32 Acrylonitrile	53		3.523					
34 Methyl tert-butyl ether	73		3.547					
33 trans-1,2-Dichloroethene	61		3.559					
35 Hexane	57		3.772					
36 1,1-Dichloroethane	63		3.902					
37 Vinyl acetate	86		3.925					
38 Isopropyl ether	87		3.937					
39 2-Chloro-1,3-butadiene	53		3.973					
40 Tert-butyl ethyl ether	59		4.233					
42 cis-1,2-Dichloroethene	61		4.375					
43 2,2-Dichloropropane	77		4.375					
41 2-Butanone (MEK)	72		4.375					
45 Ethyl acetate	43		4.411					
44 Propionitrile	54		4.434					
46 Methacrylonitrile	41		4.553					
47 Chlorobromomethane	49		4.576					
48 Tetrahydrofuran	42		4.612					
49 Chloroform	83		4.624					
50 1,1,1-Trichloroethane	97		4.801					
51 Cyclohexane	56		4.860					
52 1,1-Dichloropropene	75		4.931					
53 Carbon tetrachloride	117		4.943					
54 Isobutyl alcohol	41		4.979					
55 Benzene	78		5.109					9
56 1,2-Dichloroethane	62		5.109					
57 Tert-amyl methyl ether	73		5.180					
58 n-Heptane	100		5.298					
59 n-Butanol	56		5.535					
61 Ethyl acrylate	55		5.605					
60 Trichloroethene	130		5.641					
63 Methylcyclohexane	55		5.807					
62 1,2-Dichloropropane	63		5.830					
64 Methyl methacrylate	41		5.890					
66 1,4-Dioxane	88		5.937					
65 Dibromomethane	174		5.937					
67 Dichlorobromomethane	83		6.055					
68 2-Nitropropane	41		6.245					
69 2-Chloroethyl vinyl ether	63		6.292					
70 cis-1,3-Dichloropropene	75		6.434					
71 4-Methyl-2-pentanone (MIBK)	43		6.564					
72 Toluene	91		6.742					
73 trans-1,3-Dichloropropene	75		6.919					
74 Ethyl methacrylate	69		6.978					
75 1,1,2-Trichloroethane	97		7.097					
77 Tetrachloroethene	166		7.239					
76 1,3-Dichloropropane	76		7.250					
80 Tetrahydrothiophene	60		7.255					
78 2-Hexanone	43		7.298					
136 n-Butyl acetate	43		7.404					
79 Chlorodibromomethane	129		7.463					

Compound	Sig	RT	EXP RT	DLT RT	Q	Response	On-Col Amt ug/l	Flags
123 Ethylene Dibromide	107		7.570					
81 1-Chlorohexane	91		7.996					9
82 Chlorobenzene	112		8.020					
83 1,1,1,2-Tetrachloroethane	131		8.091					
84 Ethylbenzene	106		8.114					
10 m-Xylene & p-Xylene	106		8.221					
85 o-Xylene	106		8.599					
86 Styrene	104		8.611					
87 Bromoform	173		8.801					
88 Isopropylbenzene	105		8.954					
89 Cyclohexanone	55		9.049					9
90 1,1,2,2-Tetrachloroethane	83		9.227					
91 Bromobenzene	156		9.262					
92 1,2,3-Trichloropropane	110		9.286					
93 trans-1,4-Dichloro-2-butene	53		9.286					
94 N-Propylbenzene	120		9.345					
95 2-Chlorotoluene	126		9.440					
96 1,3,5-Trimethylbenzene	105		9.511					9
104 4-Chlorotoluene	126		9.546					
97 tert-Butylbenzene	119		9.842					9
98 1,2,4-Trimethylbenzene	105		9.889					9
99 sec-Butylbenzene	105		10.055					9
100 1,3-Dichlorobenzene	146		10.173					
101 4-Isopropyltoluene	119		10.197					9
102 1,4-Dichlorobenzene	146		10.256					
103 1,2,3-Trimethylbenzene	105		10.303					
105 n-Butylbenzene	91		10.599					9
106 1,2-Dichlorobenzene	146		10.635					
107 1,2-Dibromo-3-Chloropropane	157		11.404					
108 1,3,5-Trichlorobenzene	180		11.617					
109 1,2,4-Trichlorobenzene	180		12.244					
110 Hexachlorobutadiene	225		12.410					9
111 Naphthalene	128		12.492					9
112 1,2,3-Trichlorobenzene	180		12.753					9
113 2-Methylnaphthalene	142		13.830					
S 145 Trihalomethanes, Total	1		0.000					
S 11 1,2-Dichloroethene, Total	96		1.140					
S 9 1,3-Dichloropropene, Total	75		6.760					
S 114 Xylenes, Total	106		16.530					
T 144 Hexachloroethane TIC	166		10.910					1

QC Flag Legend

Processing Flags
1 - Missing Peaks
9 - Failed A Reference Spectral Test

Report Date: 29-Mar-2013 09:09:29 Chrom Revision: 2.0 01-Feb-2013 10:03:10

TestAmerica Canton

Data File:	\\Ncchrom\ChromData\A3UX12\20130328-18335.b\UX129319.D		
Injection Date:	28-Mar-2013 11:21:30	Limit Group:	MSV 8260DOD ICAL
Client ID:	079-0007-0001-SOURCEWATER	Instrument ID:	A3UX12
Lims Batch ID:	79725	Lims Sample ID:	7
Operator ID:	1904	Purge Vol:	5.000 mL
Column Type:	DB-624	Column Dia:	0.18 mm

Y Scaling: Method Defined: Scale to the Nth Largest Target: 2

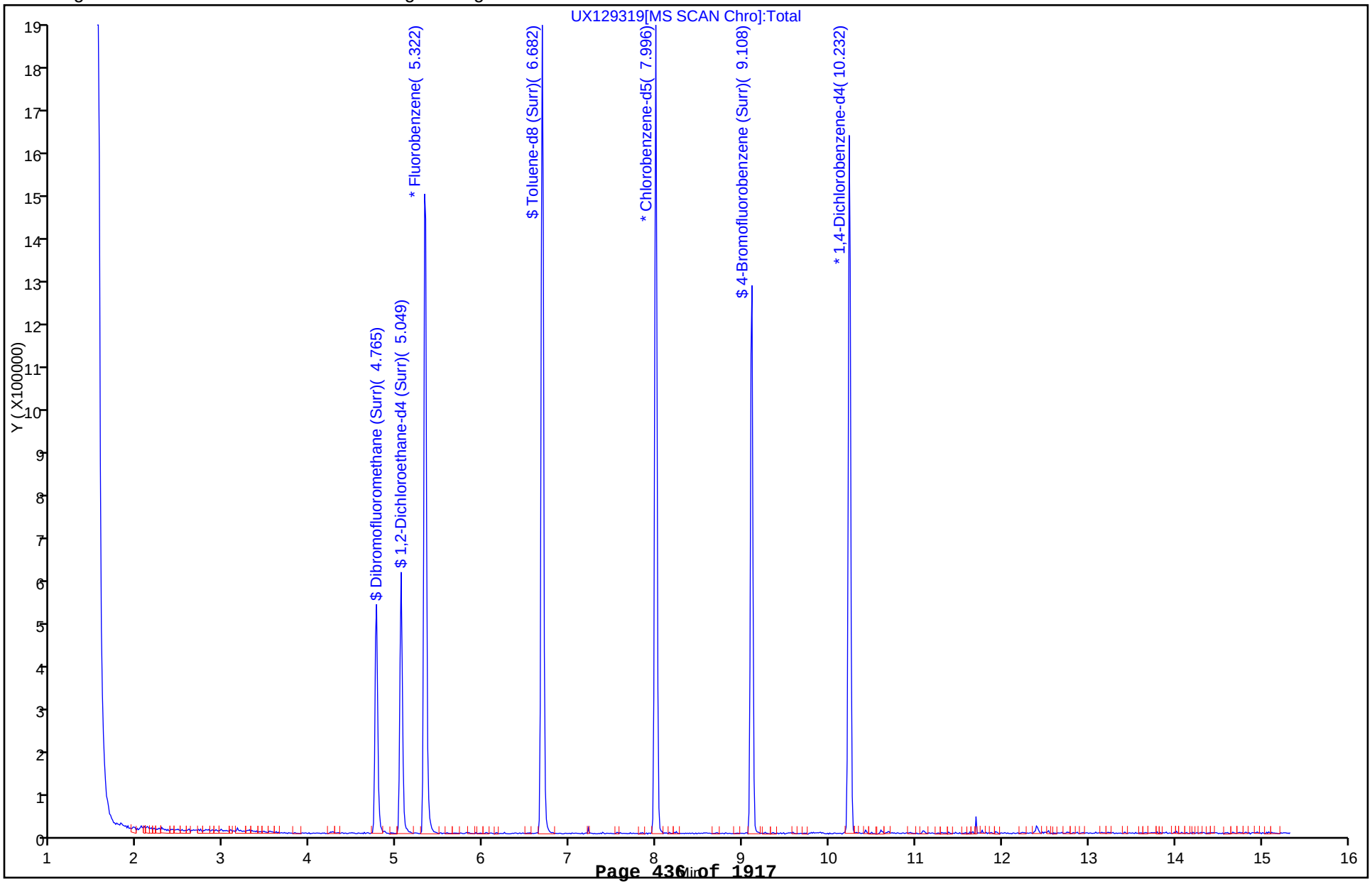

FORM I
GC/MS VOA ORGANICS ANALYSIS DATA SHEET

Lab Name: TestAmerica Canton | Job No.: 240-21987-1

SDG No.:

Client Sample ID: 079-0008-0001-TB TRIP | Lab Sample ID: 240-21987-2

Matrix: Water | Lab File ID: UX129320.D

Analysis Method: 8260B/DoD | Date Collected: 03/14/2013 08:00

Sample wt/vol: 5(mL) | Date Analyzed: 03/28/2013 11:47

Soil Aliquot Vol: | Dilution Factor: 1

Soil Extract Vol.: | GC Column: DB-624 ID: 0.18(mm)

% Moisture: | Level: (low/med) Low

Analysis Batch No.: 79725 | Units: ug/L

CAS NO.	COMPOUND NAME	RESULT	Q	LOQ	LOD	DL
71-55-6	1,1,1-Trichloroethane	0.25	U	1.0	0.25	0.22
79-34-5	1,1,2,2-Tetrachloroethane	0.25	U	1.0	0.25	0.18
79-00-5	1,1,2-Trichloroethane	0.50	U	1.0	0.50	0.27
75-34-3	1,1-Dichloroethane	0.25	U	1.0	0.25	0.15
75-35-4	1,1-Dichloroethene	0.25	U	1.0	0.25	0.19
107-06-2	1,2-Dichloroethane	0.25	U	1.0	0.25	0.22
540-59-0	1,2-Dichloroethene, Total	0.50	U	2.0	0.50	0.34
78-87-5	1,2-Dichloropropane	0.25	U	1.0	0.25	0.18
78-93-3	2-Butanone (MEK)	0.57	U	10	0.57	0.57
591-78-6	2-Hexanone	0.50	U	10	0.50	0.41
108-10-1	4-Methyl-2-pentanone (MIBK)	0.50	U	10	0.50	0.32
67-64-1	Acetone	1.1	U	10	1.1	1.1
71-43-2	Benzene	0.25	U	1.0	0.25	0.13
75-25-2	Bromoform	0.64	U	1.0	0.64	0.64
74-83-9	Bromomethane	0.50	U	1.0	0.50	0.41
75-15-0	Carbon disulfide	0.25	U	1.0	0.25	0.13
56-23-5	Carbon tetrachloride	0.25	U	1.0	0.25	0.13
108-90-7	Chlorobenzene	0.25	U	1.0	0.25	0.15
74-87-3	Chloromethane	0.50	U	1.0	0.50	0.30
10061-01-5	cis-1,3-Dichloropropene	0.25	U	1.0	0.25	0.14
124-48-1	Dibromochloromethane	0.25	U	1.0	0.25	0.18
75-27-4	Bromodichloromethane	0.25	U	1.0	0.25	0.15
100-41-4	Ethylbenzene	0.25	U	1.0	0.25	0.17
1634-04-4	Methyl tert-butyl ether	0.25	U	1.0	0.25	0.17
75-09-2	Methylene Chloride	0.50	U	1.0	0.50	0.33
100-42-5	Styrene	0.25	U	1.0	0.25	0.11
127-18-4	Tetrachloroethene	0.50	U	1.0	0.50	0.29
108-88-3	Toluene	0.25	U	1.0	0.25	0.13
10061-02-6	trans-1,3-Dichloropropene	0.25	U	1.0	0.25	0.19
79-01-6	Trichloroethene	0.25	U	1.0	0.25	0.17
75-01-4	Vinyl chloride	0.25	U	1.0	0.25	0.22
1330-20-7	Xylenes, Total	0.75	U	2.0	0.75	0.28
67-66-3	Chloroform	0.31	J	1.0	0.25	0.16
74-97-5	Bromochloromethane	0.50	U	1.0	0.50	0.29
106-93-4	1,2-Dibromoethane	0.25	U	1.0	0.25	0.24
75-00-3	Chloroethane	0.50	U	1.0	0.50	0.29

FORM I
GC/MS VOA ORGANICS ANALYSIS DATA SHEET

Lab Name: TestAmerica Canton | Job No.: 240-21987-1

SDG No.:

Client Sample ID: 079-0008-0001-TB TRIP | Lab Sample ID: 240-21987-2

Matrix: Water | Lab File ID: UX129320.D

Analysis Method: 8260B/DoD | Date Collected: 03/14/2013 08:00

Sample wt/vol: 5(mL) | Date Analyzed: 03/28/2013 11:47

Soil Aliquot Vol: | Dilution Factor: 1

Soil Extract Vol.: | GC Column: DB-624 ID: 0.18(mm)

% Moisture: | Level: (low/med) Low

Analysis Batch No.: 79725 | Units: ug/L

CAS NO.	SURROGATE	%REC	Q	LIMITS
2037-26-5	Toluene-d8 (Surr)	109		85-120
17060-07-0	1,2-Dichloroethane-d4 (Surr)	105		70-120
460-00-4	4-Bromofluorobenzene (Surr)	105		75-120
1868-53-7	Dibromofluoromethane (Surr)	104		85-115

TestAmerica Canton
Target Compound Quantitation Report

Data File:	\\Ncchrom\ChromData\A3UX12\20130328-18335.b\UX129320.D		
Lims ID:	240-21987-A-2	Client ID:	079-0008-0001-TB TRIP BLANK
Inject. Date:	28-Mar-2013 11:47:30	Dil. Factor:	1.0000
Sample Type:	Client		
Sample ID:	240-0018335-008		
Misc. Info.:			
Operator:	1904	Instrument ID:	A3UX12
Purge Vol:	5.000 mL	ALS Bottle#:	8
Lims Batch ID:	79725	Lims Sample ID:	8
Detector:	MS SCAN		
Method:	\\Ncchrom\ChromData\A3UX12\20130328-18335.b\8260_12.m		
Last Update:	29-Mar-2013 09:09:26	Calib Date:	19-Mar-2013 21:04:30
Quant Method:	Internal Standard	Quant By:	Initial Calibration
Last ICal File:	\\Ncchrom\ChromData\A3UX12\20130319-18085.b\UX129109.D		
Limit Group:	MSV 8260DOD ICAL		
Integrator:	RTE	ID Type:	Deconvolution ID
Column Type:	DB-624	Column Dia:	0.18 mm
Process Host:	XAWRK001		

Compound	Sig	RT	EXP RT	DLT RT	Q	Response	On-Col Amt ug/l	Flags
* 1 Fluorobenzene	96	5.334	5.334	0.0	99	1681147	20.0	
* 2 Chlorobenzene-d5	117	7.996	7.996	0.0	84	1245889	20.0	
* 3 1,4-Dichlorobenzene-d4	152	10.232	10.232	0.0	96	574426	20.0	
$ 5 Dibromofluoromethane (Surr)	113	4.766	4.766	0.0	54	379152	20.7	
$ 6 1,2-Dichloroethane-d4 (Surr)	65	5.050	5.050	0.0	89	463090	21.1	
$ 7 Toluene-d8 (Surr)	98	6.683	6.682	0.001	92	1623201	21.8	
$ 131 4-Bromofluorobenzene (Surr)	95	9.108	9.108	0.0	87	572583	21.1	
13 Chloromethane	50		1.795					
14 Vinyl chloride	62		1.902					
15 Bromomethane	94		2.198					
16 Chloroethane	64		2.304					
22 Acetone	43		2.955					
21 1,1-Dichloroethene	61		2.955					
26 Carbon disulfide	76		3.156					
30 Methylene Chloride	49		3.369					9
34 Methyl tert-butyl ether	73		3.547					
33 trans-1,2-Dichloroethene	61		3.559					
36 1,1-Dichloroethane	63		3.902					
42 cis-1,2-Dichloroethene	61		4.375					
41 2-Butanone (MEK)	72		4.375					
47 Chlorobromomethane	49		4.576					
49 Chloroform	83	4.635	4.624	0.011	53	10297	0.3137	
50 1,1,1-Trichloroethane	97		4.801					
53 Carbon tetrachloride	117		4.943					
55 Benzene	78		5.109					
56 1,2-Dichloroethane	62		5.109					2
60 Trichloroethene	130		5.641					
62 1,2-Dichloropropane	63		5.830					
67 Dichlorobromomethane	83		6.055					
70 cis-1,3-Dichloropropene	75		6.434					
71 4-Methyl-2-pentanone (MIBK)	43		6.564					
72 Toluene	91		6.742					

Compound	Sig	RT	EXP RT	DLT RT	Q	Response	On-Col Amt ug/l	Flags
73 trans-1,3-Dichloropropene	75		6.919					
75 1,1,2-Trichloroethane	97		7.097					
77 Tetrachloroethene	166		7.239					
78 2-Hexanone	43		7.298					
79 Chlorodibromomethane	129		7.463					
123 Ethylene Dibromide	107		7.570					
82 Chlorobenzene	112		8.020					
84 Ethylbenzene	106		8.114					
10 m-Xylene & p-Xylene	106		8.221					
85 o-Xylene	106		8.599					
86 Styrene	104		8.611					
87 Bromoform	173		8.801					
90 1,1,2,2-Tetrachloroethane	83		9.227					
S 11 1,2-Dichloroethene, Total	96		1.140					
S 114 Xylenes, Total	106		16.530					

QC Flag Legend

Processing Flags
2 - Failed Coelution Test
9 - Failed A Reference Spectral Test

Report Date: 29-Mar-2013 09:09:29 Chrom Revision: 2.0 01-Feb-2013 10:03:10

TestAmerica Canton

Data File:	\\Ncchrom\ChromData\A3UX12\20130328-18335.b\UX129320.D		
Injection Date:	28-Mar-2013 11:47:30	Limit Group:	MSV 8260DOD ICAL
Client ID:	079-0008-0001-TB TRIP BLANK	Instrument ID:	A3UX12
Lims Batch ID:	79725	Lims Sample ID:	8
Operator ID:	1904	Purge Vol:	5.000 mL
Column Type:	DB-624	Column Dia:	0.18 mm

Y Scaling: Method Defined: Scale to the Nth Largest Target: 2

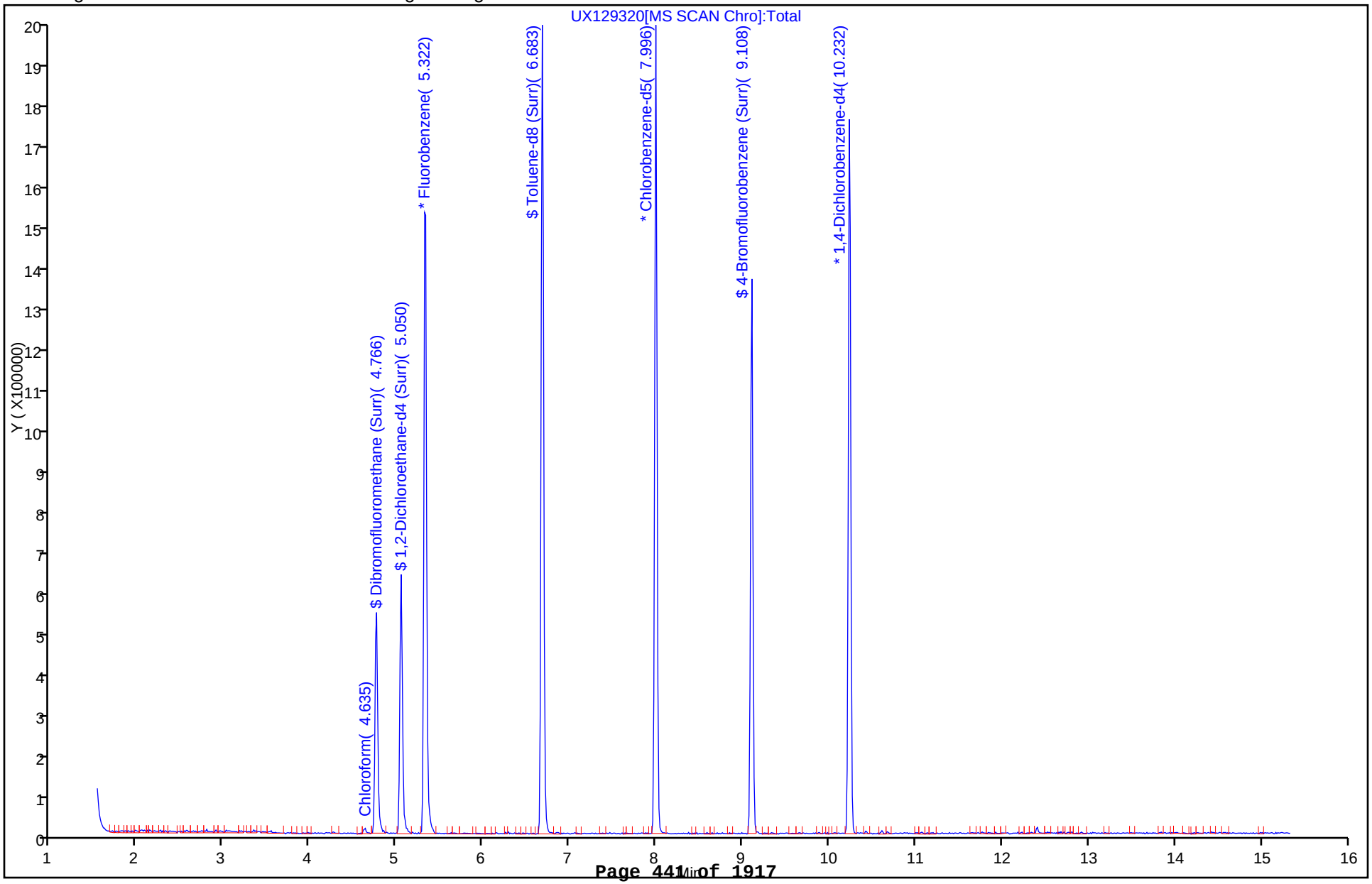

Report Date: 29-Mar-2013 09:09:29 Chrom Revision: 2.0 01-Feb-2013 10:03:10

TestAmerica Canton

Data File:	\\Ncchrom\ChromData\A3UX12\20130328-18335.b\UX129320.D		
Injection Date:	28-Mar-2013 11:47:30	Limit Group:	MSV 8260DOD ICAL
Client ID:	079-0008-0001-TB TRIP BLANK	Instrument ID:	A3UX12
Lims Batch ID:	79725	Lims Sample ID:	8
Operator ID:	1904	Purge Vol:	5.000 mL
Column Type:	DB-624	Column Dia:	0.18 mm

49 Chloroform

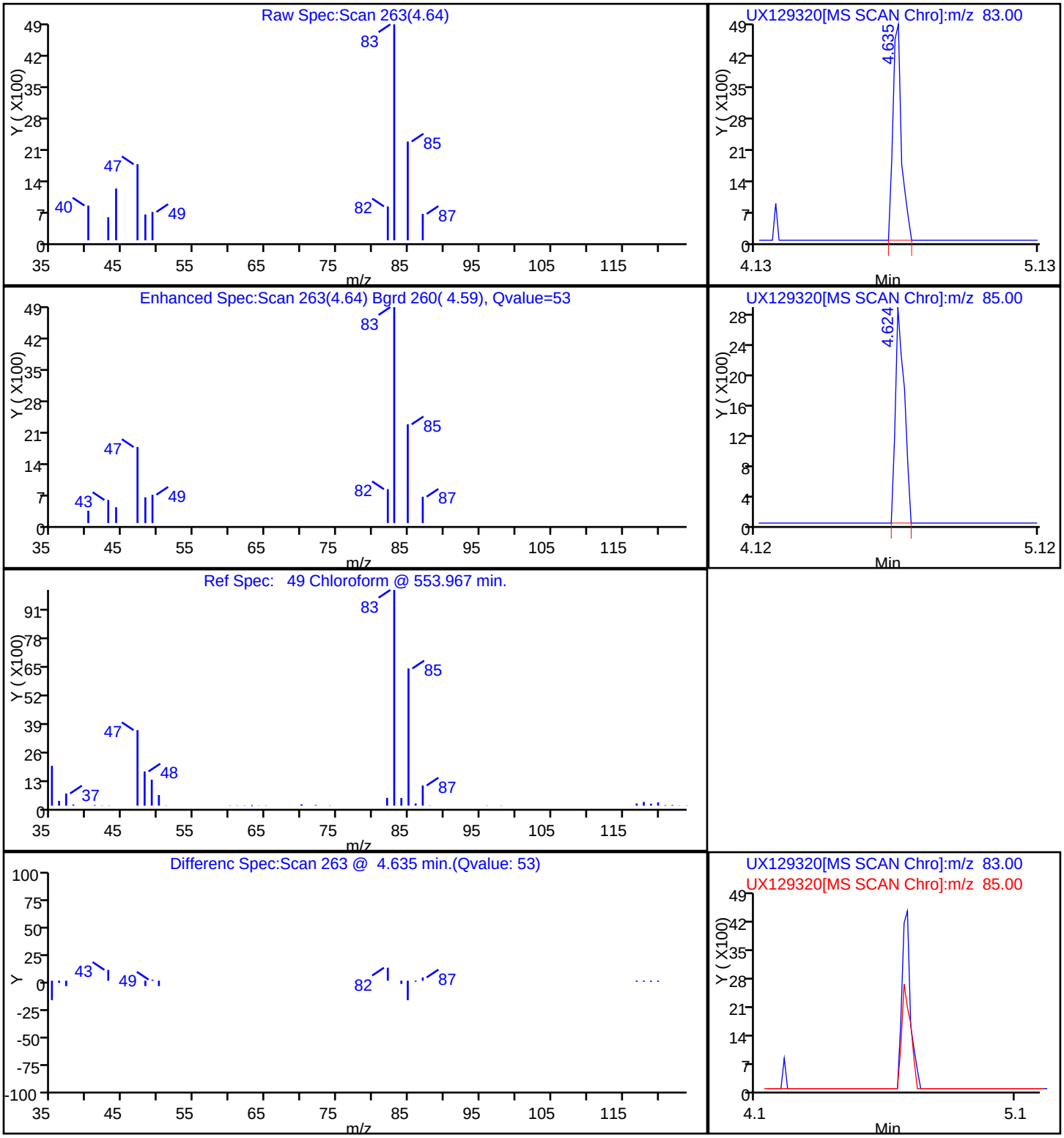

FORM VI
GC/MS VOA INITIAL CALIBRATION DATA
INTERNAL STANDARD CURVE EVALUATION

Lab Name: TestAmerica Canton Job No.: 240-21987-1 Analy Batch No.: 78761

SDG No.:

Instrument ID: A3UX12 GC Column: DB-624 ID: 0.18(mm) Heated Purge: (Y/N) N

Calibration Start Date: 03/19/2013 18:52 Calibration End Date: 03/19/2013 21:04 Calibration ID: 14180

Calibration Files:

LEVEL:	LAB SAMPLE ID:	LAB FILE ID:
Level 1	STD8260 240-78761/3	UX129104.D
Level 2	STD8260 240-78761/4	UX129105.D
Level 3	STD8260 240-78761/5	UX129106.D
Level 4	STD8260 240-78761/6	UX129107.D
Level 5	STD8260 240-78761/7	UX129108.D
Level 6	STD8260 240-78761/8	UX129109.D

ANALYTE	RRF					CURVE TYPE	COEFFICIENT			#	MIN RRF	%RSD	#	MAX %RSD	R^2 OR COD	#	MIN R^2 OR COD
	LVL 1 LVL 6	LVL 2	LVL 3	LVL 4	LVL 5		B	M1	M2								
Dichlorodifluoromethane	0.2427 0.3044	0.2717	0.3024	0.3108	0.3046	Ave		0.2894			0.1000	9.2		15.0			
Chloromethane	0.3763 0.3604	0.3739	0.3866	0.3801	0.3784	Ave		0.3759			0.1000	2.3		15.0			
Vinyl chloride	0.3947 0.3877	0.3086	0.4001	0.3973	0.4021	Ave		0.3817			0.1000	9.5		15.0			
Bromomethane	0.2433 0.2426	0.2145	0.2235	0.2306	0.2478	Ave		0.2337			0.0500	5.6		15.0			
Chloroethane	0.2453 0.2662	0.2414	0.2689	0.2739	0.2744	Ave		0.2617				5.6		15.0			
Trichlorofluoromethane	0.2450 0.3671	0.2173	0.3463	0.3696	0.3727	Lin1	-0.095	0.3699			0.1000				1.0000		0.9950
Acrolein	0.0308 0.0406	0.0417	0.0391	0.0405	0.0439	Ave		0.0394				11.0		15.0			
1,1-Dichloroethene	0.4422 0.4794	0.4265	0.4659	0.4788	0.4912	Ave		0.4640			0.1000	5.3		15.0			
1,1,2-Trichloro-1,2,2-trifluoroethane	0.2426 0.2363	0.2680	0.2235	0.2350	0.2486	Ave		0.2423			0.0500	6.2		15.0			
Acetone	 0.0548	0.0957	0.0615	0.0637	0.0676	Lin1	0.0838	0.0587			0.0500				0.9910	*	0.9950
Iodomethane	0.4333 0.4389	0.4636	0.4243	0.4249	0.4399	Ave		0.4375				3.3		15.0			
Carbon disulfide	0.8089 0.9639	0.9101	0.9474	0.9494	0.9786	Ave		0.9264			0.1000	6.7		15.0			
Acetonitrile	0.0333 0.0270	0.0244	0.0291	0.0296	0.0303	Ave		0.0290				10.0		15.0			
Methyl acetate	 0.1552	0.1971	0.1710	0.1698	0.1765	Ave		0.1739			0.1000	8.7		15.0			
Methylene Chloride	 0.3663	0.5571	0.4035	0.3793	0.3826	Lin1	0.2041	0.3693			0.1000				1.0000		0.9950

Note: The m1 coefficient is the same as Ave RRF for an Ave curve type.

FORM VI
GC/MS VOA INITIAL CALIBRATION DATA
INTERNAL STANDARD CURVE EVALUATION

Lab Name: TestAmerica Canton Job No.: 240-21987-1 Analy Batch No.: 78761

SDG No.:

Instrument ID: A3UX12 GC Column: DB-624 ID: 0.18(mm) Heated Purge: (Y/N) N

Calibration Start Date: 03/19/2013 18:52 Calibration End Date: 03/19/2013 21:04 Calibration ID: 14180

ANALYTE	RRF					CURVE TYPE	COEFFICIENT			#	MIN RRF	%RSD	#	MAX %RSD	R^2 OR COD	#	MIN R^2 OR COD
	LVL 1 LVL 6	LVL 2	LVL 3	LVL 4	LVL 5		B	M1	M2								
2-Methyl-2-propanol	0.0140 0.0165	0.0180	0.0147	0.0208	0.0218	Qua	-0.679	0.0259	0						0.9940		0.9900
Acrylonitrile	0.0742 0.0922	0.1032	0.0875	0.0976	0.0980	Ave		0.0921				11.0		15.0			
Methyl tert-butyl ether	0.6959 0.7009	0.7236	0.6890	0.6908	0.7311	Ave		0.7052			0.1000	2.5		15.0			
trans-1,2-Dichloroethene	0.3926 0.3609	0.3276	0.3459	0.3498	0.3550	Ave		0.3553			0.1000	6.0		15.0			
Hexane	0.2063 0.2069	0.1897	0.1948	0.1939	0.2143	Ave		0.2010				4.7		15.0			
1,1-Dichloroethane	0.4189 0.4168	0.3932	0.4152	0.4097	0.4237	Ave		0.4129			0.1000	2.6		15.0			
Vinyl acetate	 0.0523	0.0342	0.0444	0.0488	0.0528	Lin1	-0.024	0.0521							0.9990		0.9950
cis-1,2-Dichloroethene	0.3090 0.3290	0.3473	0.3453	0.3313	0.3335	Ave		0.3326			0.1000	4.2		15.0			
2,2-Dichloropropane	0.1248 0.1421	0.1336	0.1382	0.1304	0.1421	Ave		0.1352				5.1		15.0			
2-Butanone (MEK)	0.0212 0.0251	0.0310	0.0241	0.0258	0.0273	Lin	0.0183	0.0254		*	0.0500				0.9980		0.9950
Bromochloromethane	0.1285 0.1889	0.1788	0.1949	0.1902	0.1947	Ave		0.1793				14.0		15.0			
Tetrahydrofuran	 0.0584	0.1148	0.0645	0.0634	0.0662	Lin1	0.0565	0.0601							0.9970		0.9950
Chloroform	0.4563 0.3752	0.3719	0.3859	0.3667	0.3869	Ave		0.3905				8.5		15.0			
1,1,1-Trichloroethane	0.2071 0.2442	0.2227	0.2399	0.2247	0.2457	Ave		0.2307			0.1000	6.6		15.0			
Cyclohexane	0.3158 0.3431	0.2713	0.3222	0.3162	0.3442	Ave		0.3188			0.1000	8.3		15.0			
1,1-Dichloropropene	0.2336 0.3090	0.2796	0.3008	0.2977	0.3140	Ave		0.2891				10.0		15.0			
Carbon tetrachloride	0.1382 0.1727	0.1425	0.1593	0.1506	0.1704	Ave		0.1556			0.1000	9.2		15.0			
Benzene	0.9974 0.9730	0.9649	0.9810	0.9524	0.9811	Ave		0.9750			0.5000	1.6		15.0			
1,2-Dichloroethane	0.2441 0.2824	0.2699	0.2845	0.2901	0.2969	Ave		0.2780			0.1000	6.8		15.0			
Trichloroethene	0.2307 0.2300	0.2316	0.2262	0.2259	0.2336	Ave		0.2297			0.2000	1.3		15.0			

Note: The m1 coefficient is the same as Ave RRF for an Ave curve type.

FORM VI
GC/MS VOA INITIAL CALIBRATION DATA
INTERNAL STANDARD CURVE EVALUATION

Lab Name: TestAmerica Canton Job No.: 240-21987-1 Analy Batch No.: 78761

SDG No.:

Instrument ID: A3UX12 GC Column: DB-624 ID: 0.18(mm) Heated Purge: (Y/N) N

Calibration Start Date: 03/19/2013 18:52 Calibration End Date: 03/19/2013 21:04 Calibration ID: 14180

ANALYTE	RRF					CURVE TYPE	COEFFICIENT			#	MIN RRF	%RSD	#	MAX %RSD	R^2 OR COD	#	MIN R^2 OR COD
	LVL 1 LVL 6	LVL 2	LVL 3	LVL 4	LVL 5		B	M1	M2								
Methylcyclohexane	0.2025 0.2100	0.1882	0.2076	0.1965	0.2032	Ave		0.2013			0.1000	3.9		15.0			
1,2-Dichloropropane	0.2300 0.2327	0.2387	0.2444	0.2237	0.2356	Ave		0.2342			0.1000	3.1		15.0			
1,4-Dioxane	0.0026 0.0028	0.0022	0.0024	0.0028	0.0030	Ave		0.0026				11.0		15.0			
Dibromomethane	0.1171 0.1345	0.1214	0.1330	0.1364	0.1381	Ave		0.1301				6.7		15.0			
Bromodichloromethane	0.2897 0.2771	0.2380	0.2519	0.2628	0.2756	Ave		0.2659			0.1000	7.1		15.0			
2-Chloroethyl vinyl ether	0.1347 0.1511	0.1645	0.1395	0.1526	0.1542	Ave		0.1494				7.2		15.0			
cis-1,3-Dichloropropene	0.2914 0.3826	0.3945	0.3437	0.3504	0.3747	Ave		0.3562			0.1500	10.0		15.0			
4-Methyl-2-pentanone (MIBK)	0.2166 0.1795	0.2166	0.1732	0.1887	0.2028	Ave		0.1962			0.0500	9.5		15.0			
Toluene	1.1913 1.3112	1.2932	1.3203	1.2745	1.3074	Ave		1.2830			0.4000	3.7		15.0			
trans-1,3-Dichloropropene	0.3387 0.4123	0.3611	0.3752	0.3756	0.3975	Ave		0.3767			0.1000	6.9		15.0			
Ethyl methacrylate	0.3720 0.3946	0.3612	0.3445	0.3675	0.4042	Ave		0.3740				5.9		15.0			
1,1,2-Trichloroethane	0.3347 0.2590	0.3118	0.2684	0.2600	0.2753	Ave		0.2849			0.1000	11.0		15.0			
Tetrachloroethene	0.1838 0.2372	0.2246	0.2369	0.2287	0.2394	Ave		0.2251			0.2000	9.3		15.0			
1,3-Dichloropropane	0.5619 0.5000	0.5216	0.5098	0.4997	0.5309	Ave		0.5207				4.5		15.0			
2-Hexanone	0.1408 0.1583	0.1867	0.1537	0.1707	0.1808	Ave		0.1652			0.0500	11.0		15.0			
Dibromochloromethane	0.2538 0.2539	0.2146	0.2302	0.2313	0.2529	Ave		0.2395				6.9		15.0			
1,2-Dibromoethane	0.2906 0.2660	0.2548	0.2637	0.2631	0.2756	Ave		0.2690				4.7		15.0			
Chlorobenzene	0.8416 0.8529	0.8964	0.8639	0.8310	0.8515	Ave		0.8562			0.3000	2.6		15.0			
1,1,1,2-Tetrachloroethane	0.2040 0.2485	0.1847	0.2298	0.2201	0.2405	Ave		0.2213				11.0		15.0			
Ethylbenzene	0.4291 0.4192	0.4048	0.4138	0.3994	0.4226	Ave		0.4148				2.7		15.0			

Note: The m1 coefficient is the same as Ave RRF for an Ave curve type.

FORM VI
GC/MS VOA INITIAL CALIBRATION DATA
INTERNAL STANDARD CURVE EVALUATION

Lab Name: TestAmerica Canton Job No.: 240-21987-1 Analy Batch No.: 78761

SDG No.:

Instrument ID: A3UX12 GC Column: DB-624 ID: 0.18(mm) Heated Purge: (Y/N) N

Calibration Start Date: 03/19/2013 18:52 Calibration End Date: 03/19/2013 21:04 Calibration ID: 14180

ANALYTE	RRF					CURVE TYPE	COEFFICIENT			#	MIN RRF	%RSD	#	MAX %RSD	R^2 OR COD	#	MIN R^2 OR COD
	LVL 1 LVL 6	LVL 2	LVL 3	LVL 4	LVL 5		B	M1	M2								
m-Xylene & p-Xylene	0.5619 0.5375	0.4719	0.5230	0.4980	0.5263	Ave		0.5198				6.0		15.0			
o-Xylene	0.6085 0.5349	0.5353	0.5201	0.5087	0.5305	Ave		0.5397				6.5		15.0			
Styrene	0.8366 0.9765	0.8182	0.9628	0.9331	0.9724	Ave		0.9166			0.3000	7.7		15.0			
Bromoform	 0.1542	0.1139	0.1252	0.1371	0.1478	Ave		0.1356			0.1000	12.0		15.0			
Isopropylbenzene	1.0941 1.2197	0.9823	1.1760	1.1169	1.2005	Ave		1.1316			0.1000	7.7		15.0			
1,1,2,2-Tetrachloroethane	0.7350 0.8016	0.9398	0.8209	0.8513	0.8812	Ave		0.8383			0.3000	8.4		15.0			
Bromobenzene	0.8160 0.6883	0.6894	0.6756	0.6768	0.6966	Ave		0.7071				7.6		15.0			
trans-1,4-Dichloro-2-butene	 0.1884	0.1670	0.1778	0.1854	0.2124	Ave		0.1862				9.0		15.0			
1,2,3-Trichloropropane	0.2281 0.2529	0.3141	0.2592	0.2798	0.2858	Ave		0.2700				11.0		15.0			
N-Propylbenzene	0.5735 0.6574	0.7094	0.6491	0.6061	0.6702	Ave		0.6443				7.5		15.0			
2-Chlorotoluene	0.5365 0.6079	0.6254	0.6092	0.5904	0.6118	Ave		0.5969				5.3		15.0			
1,3,5-Trimethylbenzene	1.9806 2.1044	1.9904	2.0551	1.9562	2.1257	Ave		2.0354				3.4		15.0			
4-Chlorotoluene	0.5746 0.6596	0.6367	0.6505	0.6407	0.6746	Ave		0.6394				5.4		15.0			
tert-Butylbenzene	1.3617 1.8588	1.8495	1.8222	1.7037	1.8341	Ave		1.7383				11.0		15.0			
1,2,4-Trimethylbenzene	2.1927 2.2076	1.8420	2.1505	2.0558	2.2102	Ave		2.1098				6.8		15.0			
sec-Butylbenzene	2.3939 2.6934	2.2982	2.5137	2.4083	2.6603	Ave		2.4946				6.3		15.0			
1,3-Dichlorobenzene	1.4062 1.2412	1.1967	1.2511	1.2384	1.2697	Ave		1.2672			0.6000	5.7		15.0			
4-Isopropyltoluene	2.0313 2.2628	2.1290	2.0924	2.0552	2.2044	Ave		2.1292				4.2		15.0			
1,4-Dichlorobenzene	1.2369 1.3091	1.3145	1.3336	1.2870	1.3269	Ave		1.3013			0.5000	2.7		15.0			
n-Butylbenzene	1.8423 2.0102	1.8708	1.9021	1.8503	2.0248	Ave		1.9168				4.2		15.0			

Note: The m1 coefficient is the same as Ave RRF for an Ave curve type.

FORM VI
GC/MS VOA INITIAL CALIBRATION DATA
INTERNAL STANDARD CURVE EVALUATION

Lab Name: TestAmerica Canton Job No.: 240-21987-1 Analy Batch No.: 78761

SDG No.:

Instrument ID: A3UX12 GC Column: DB-624 ID: 0.18(mm) Heated Purge: (Y/N) N

Calibration Start Date: 03/19/2013 18:52 Calibration End Date: 03/19/2013 21:04 Calibration ID: 14180

ANALYTE	RRF					CURVE TYPE	COEFFICIENT			#	MIN RRF	%RSD	#	MAX %RSD	R^2 OR COD	#	MIN R^2 OR COD
	LVL 1 LVL 6	LVL 2	LVL 3	LVL 4	LVL 5		B	M1	M2								
1,2-Dichlorobenzene	1.4633 1.2400	1.3914	1.2487	1.2194	1.2648	Ave		1.3046			0.4000	7.6		15.0			
1,2-Dibromo-3-Chloropropane	0.1362 0.1446	0.1127	0.1136	0.1401	0.1573	Ave		0.1341			0.0500	13.0		15.0			
1,3,5-Trichlorobenzene	0.7853 0.8144	0.8278	0.8024	0.7990	0.8389	Ave		0.8113				2.4		15.0			
1,2,4-Trichlorobenzene	0.8302 0.7669	0.6585	0.7330	0.7079	0.7806	Ave		0.7462			0.2000	8.0		15.0			
Hexachlorobutadiene	0.3893 0.3084	0.3799	0.3083	0.2813	0.3105	Ave		0.3296				13.0		15.0			
Naphthalene	2.2297 2.1588	2.2697	2.1029	2.1897	2.3971	Ave		2.2247				4.6		15.0			
1,2,3-Trichlorobenzene	0.7131 0.6638	0.7993	0.6618	0.6710	0.7109	Ave		0.7033				7.4		15.0			
Dibromofluoromethane (Surr)	 0.2213	0.2027	0.2093	0.2323	0.2230	Ave		0.2177				5.4		15.0			
1,2-Dichloroethane-d4 (Surr)	 0.2607	0.2420	0.2426	0.2868	0.2764	Ave		0.2617				7.6		15.0			
Toluene-d8 (Surr)	 1.2109	1.0950	1.1536	1.3111	1.2153	Ave		1.1972				6.7		15.0			
4-Bromofluorobenzene (Surr)	 0.4462	0.4168	0.4169	0.4599	0.4409	Ave		0.4361				4.3		15.0			

Note: The m1 coefficient is the same as Ave RRF for an Ave curve type.

FORM VI
GC/MS VOA INITIAL CALIBRATION DATA
INTERNAL STANDARD RESPONSE AND CONCENTRATION

Lab Name: TestAmerica Canton Job No.: 240-21987-1 Analy Batch No.: 78761

SDG No.:

Instrument ID: A3UX12 GC Column: DB-624 ID: 0.18(mm) Heated Purge: (Y/N) N

Calibration Start Date: 03/19/2013 18:52 Calibration End Date: 03/19/2013 21:04 Calibration ID: 14180

Calibration Files:

LEVEL:	LAB SAMPLE ID:	LAB FILE ID:
Level 1	STD8260 240-78761/3	UX129104.D
Level 2	STD8260 240-78761/4	UX129105.D
Level 3	STD8260 240-78761/5	UX129106.D
Level 4	STD8260 240-78761/6	UX129107.D
Level 5	STD8260 240-78761/7	UX129108.D
Level 6	STD8260 240-78761/8	UX129109.D

ANALYTE	IS REF	CURVE TYPE	RESPONSE					CONCENTRATION (UG/L)				
			LVL 1 LVL 6	LVL 2	LVL 3	LVL 4	LVL 5	LVL 1 LVL 6	LVL 2	LVL 3	LVL 4	LVL 5
Dichlorodifluoromethane	FB	Ave	9671 2042244	22749	248036	505120	1001880	0.500 80.0	1.00	10.0	20.0	40.0
Chloromethane	FB	Ave	14995 2418063	31302	317105	617687	1244642	0.500 80.0	1.00	10.0	20.0	40.0
Vinyl chloride	FB	Ave	15729 2601241	25833	328171	645700	1322579	0.500 80.0	1.00	10.0	20.0	40.0
Bromomethane	FB	Ave	9694 1627622	17954	183377	374737	814969	0.500 80.0	1.00	10.0	20.0	40.0
Chloroethane	FB	Ave	9774 1786236	20207	220599	445174	902700	0.500 80.0	1.00	10.0	20.0	40.0
Trichlorofluoromethane	FB	Lin1	9761 2463254	18192	284068	600584	1225992	0.500 80.0	1.00	10.0	20.0	40.0
Acrolein	FB	Ave	12279 2722298	34910	320928	658956	1444338	5.00 800	10.0	100	200	400
1,1-Dichloroethene	FB	Ave	17619 3216276	35704	382138	778149	1615640	0.500 80.0	1.00	10.0	20.0	40.0
1,1,2-Trichloro-1,2,2-trifluoroetha ne	FB	Ave	9666 1585748	22432	183369	381875	817795	0.500 80.0	1.00	10.0	20.0	40.0
Acetone	FB	Lin1	 735840	16027	100840	207028	444789	 160	2.00	20.0	40.0	80.0
Iodomethane	FB	Ave	17264 2944528	38809	348031	690554	1447106	0.500 80.0	1.00	10.0	20.0	40.0
Carbon disulfide	FB	Ave	32230 6467027	76190	777172	1542877	3218798	0.500 80.0	1.00	10.0	20.0	40.0
Acetonitrile	FB	Ave	13249 1811620	20437	238492	481410	998231	5.00 800	10.0	100	200	400
Methyl acetate	FB	Ave	 2083167	32994	280609	551949	1161082	 160	2.00	20.0	40.0	80.0
Methylene Chloride	FB	Lin1	 2457393	46636	330992	616462	1258486	 80.0	1.00	10.0	20.0	40.0
2-Methyl-2-propanol	FB	Qua	11180 2217730	30184	241508	674443	1431053	10.0 1600	20.0	200	400	800

FORM VI
GC/MS VOA INITIAL CALIBRATION DATA
INTERNAL STANDARD RESPONSE AND CONCENTRATION

Lab Name: TestAmerica Canton Job No.: 240-21987-1 Analy Batch No.: 78761

SDG No.:

Instrument ID: A3UX12 GC Column: DB-624 ID: 0.18(mm) Heated Purge: (Y/N) N

Calibration Start Date: 03/19/2013 18:52 Calibration End Date: 03/19/2013 21:04 Calibration ID: 14180

ANALYTE	IS REF	CURVE TYPE	RESPONSE					CONCENTRATION (UG/L)				
			LVL 1 LVL 6	LVL 2	LVL 3	LVL 4	LVL 5	LVL 1 LVL 6	LVL 2	LVL 3	LVL 4	LVL 5
Acrylonitrile	FB	Ave	5914 1237197	17271	143583	317128	644659	1.00 160	2.00	20.0	40.0	80.0
Methyl tert-butyl ether	FB	Ave	27728 4702821	60579	565152	1122695	2404725	0.500 80.0	1.00	10.0	20.0	40.0
trans-1,2-Dichloroethene	FB	Ave	15643 2421334	27422	283754	568533	1167773	0.500 80.0	1.00	10.0	20.0	40.0
Hexane	FB	Ave	8222 1388277	15882	159824	315190	704809	0.500 80.0	1.00	10.0	20.0	40.0
1,1-Dichloroethane	FB	Ave	16691 2796750	32920	340627	665790	1393539	0.500 80.0	1.00	10.0	20.0	40.0
Vinyl acetate	FB	Lin1	 350832	2860	36401	79312	173792	 80.0	1.00	10.0	20.0	40.0
cis-1,2-Dichloroethene	FB	Ave	12311 2207377	29077	283269	538477	1097152	0.500 80.0	1.00	10.0	20.0	40.0
2,2-Dichloropropane	FB	Ave	4974 953465	11185	113337	211849	467566	0.500 80.0	1.00	10.0	20.0	40.0
2-Butanone (MEK)	FB	Lin	1686 336925	5196	39511	83964	179702	1.00 160	2.00	20.0	40.0	80.0
Bromochloromethane	FB	Ave	5122 1267482	14969	159853	309023	640323	0.500 80.0	1.00	10.0	20.0	40.0
Tetrahydrofuran	FB	Lin1	 392170	9614	52926	102971	217829	 80.0	1.00	10.0	20.0	40.0
Chloroform	FB	Ave	18180 2517744	31130	316586	596008	1272490	0.500 80.0	1.00	10.0	20.0	40.0
1,1,1-Trichloroethane	FB	Ave	8252 1638237	18639	196778	365128	808294	0.500 80.0	1.00	10.0	20.0	40.0
Cyclohexane	FB	Ave	12585 2301860	22714	264329	513784	1132202	0.500 80.0	1.00	10.0	20.0	40.0
1,1-Dichloropropene	FB	Ave	9307 2073524	23409	246716	483738	1032865	0.500 80.0	1.00	10.0	20.0	40.0
Carbon tetrachloride	FB	Ave	5505 1158658	11928	130711	244679	560595	0.500 80.0	1.00	10.0	20.0	40.0
Benzene	FB	Ave	39742 6528217	80777	804699	1547755	3227235	0.500 80.0	1.00	10.0	20.0	40.0
1,2-Dichloroethane	FB	Ave	9728 1895003	22592	233403	471468	976630	0.500 80.0	1.00	10.0	20.0	40.0
Trichloroethene	FB	Ave	9192 1543057	19385	185564	367098	768376	0.500 80.0	1.00	10.0	20.0	40.0
Methylcyclohexane	FB	Ave	8068 1408722	15753	170311	319338	668496	0.500 80.0	1.00	10.0	20.0	40.0
1,2-Dichloropropane	FB	Ave	9165 1561437	19985	200445	363549	775052	0.500 80.0	1.00	10.0	20.0	40.0

FORM VI
GC/MS VOA INITIAL CALIBRATION DATA
INTERNAL STANDARD RESPONSE AND CONCENTRATION

Lab Name: TestAmerica Canton Job No.: 240-21987-1 Analy Batch No.: 78761

SDG No.:

Instrument ID: A3UX12 GC Column: DB-624 ID: 0.18(mm) Heated Purge: (Y/N) N

Calibration Start Date: 03/19/2013 18:52 Calibration End Date: 03/19/2013 21:04 Calibration ID: 14180

ANALYTE	IS REF	CURVE TYPE	RESPONSE					CONCENTRATION (UG/L)				
			LVL 1 LVL 6	LVL 2	LVL 3	LVL 4	LVL 5	LVL 1 LVL 6	LVL 2	LVL 3	LVL 4	LVL 5
1,4-Dioxane	FB	Ave	5199 937401	9362	99055	223645	501020	25.0 4000	50.0	500	1000	2000
Dibromomethane	FB	Ave	4665 902341	10164	109106	221611	454247	0.500 80.0	1.00	10.0	20.0	40.0
Bromodichloromethane	FB	Ave	11543 1859020	19922	206674	427099	906675	0.500 80.0	1.00	10.0	20.0	40.0
2-Chloroethyl vinyl ether	FB	Ave	10733 2027747	27544	228923	496005	1014204	1.00 160	2.00	20.0	40.0	80.0
cis-1,3-Dichloropropene	FB	Ave	11611 2566825	33026	281957	569454	1232646	0.500 80.0	1.00	10.0	20.0	40.0
4-Methyl-2-pentanone (MIBK)	FB	Ave	17264 2409166	36263	284160	613165	1334476	1.00 160	2.00	20.0	40.0	80.0
Toluene	CBZ	Ave	36381 7006841	82917	819415	1596098	3393768	0.500 80.0	1.00	10.0	20.0	40.0
trans-1,3-Dichloropropene	CBZ	Ave	10342 2203130	23154	232863	470372	1031754	0.500 80.0	1.00	10.0	20.0	40.0
Ethyl methacrylate	CBZ	Ave	11361 2108711	23157	213813	460204	1049290	0.500 80.0	1.00	10.0	20.0	40.0
1,1,2-Trichloroethane	CBZ	Ave	10222 1384310	19993	166553	325670	714501	0.500 80.0	1.00	10.0	20.0	40.0
Tetrachloroethene	CBZ	Ave	5612 1267609	14403	147047	286365	621389	0.500 80.0	1.00	10.0	20.0	40.0
1,3-Dichloropropane	CBZ	Ave	17160 2672010	33444	316392	625825	1378096	0.500 80.0	1.00	10.0	20.0	40.0
2-Hexanone	CBZ	Ave	8597 1691832	23946	190745	427558	938572	1.00 160	2.00	20.0	40.0	80.0
Dibromochloromethane	CBZ	Ave	7750 1357059	13763	142861	289717	656532	0.500 80.0	1.00	10.0	20.0	40.0
1,2-Dibromoethane	CBZ	Ave	8875 1421340	16339	163656	329556	715337	0.500 80.0	1.00	10.0	20.0	40.0
Chlorobenzene	CBZ	Ave	25700 4557847	57474	536154	1040695	2210281	0.500 80.0	1.00	10.0	20.0	40.0
1,1,1,2-Tetrachloroethane	CBZ	Ave	6230 1328126	11844	142643	275638	624266	0.500 80.0	1.00	10.0	20.0	40.0
Ethylbenzene	CBZ	Ave	13105 2240172	25953	256832	500199	1096892	0.500 80.0	1.00	10.0	20.0	40.0
m-Xylene & p-Xylene	CBZ	Ave	34319 5744532	60512	649183	1247365	2732140	1.00 160	2.00	20.0	40.0	80.0
o-Xylene	CBZ	Ave	18582 2858387	34321	322792	637145	1377129	0.500 80.0	1.00	10.0	20.0	40.0
Styrene	CBZ	Ave	25549 5218328	52461	597527	1168617	2524223	0.500 80.0	1.00	10.0	20.0	40.0

FORM VI
GC/MS VOA INITIAL CALIBRATION DATA
INTERNAL STANDARD RESPONSE AND CONCENTRATION

Lab Name: TestAmerica Canton Job No.: 240-21987-1 Analy Batch No.: 78761

SDG No.:

Instrument ID: A3UX12 GC Column: DB-624 ID: 0.18(mm) Heated Purge: (Y/N) N

Calibration Start Date: 03/19/2013 18:52 Calibration End Date: 03/19/2013 21:04 Calibration ID: 14180

ANALYTE	IS REF	CURVE TYPE	RESPONSE					CONCENTRATION (UG/L)				
			LVL 1 LVL 6	LVL 2	LVL 3	LVL 4	LVL 5	LVL 6	LVL 2	LVL 3	LVL 4	LVL 5
Bromoform	CBZ	Ave	823905	7300	77729	171677	383768	80.0	1.00	10.0	20.0	40.0
Isopropylbenzene	CBZ	Ave	33412 6517923	62983	729831	1398784	3116156	0.500 80.0	1.00	10.0	20.0	40.0
1,1,2,2-Tetrachloroethane	DCB	Ave	10487 2052408	26677	240427	499113	1075056	0.500 80.0	1.00	10.0	20.0	40.0
Bromobenzene	DCB	Ave	11643 1762163	19570	197866	396819	849815	0.500 80.0	1.00	10.0	20.0	40.0
trans-1,4-Dichloro-2-butene	DCB	Ave	482358	4740	52080	108731	259078	80.0	1.00	10.0	20.0	40.0
1,2,3-Trichloropropane	DCB	Ave	3255 647401	8915	75922	164028	348623	0.500 80.0	1.00	10.0	20.0	40.0
N-Propylbenzene	DCB	Ave	8182 1683275	20136	190106	355379	817651	0.500 80.0	1.00	10.0	20.0	40.0
2-Chlorotoluene	DCB	Ave	7655 1556308	17754	178418	346176	746407	0.500 80.0	1.00	10.0	20.0	40.0
1,3,5-Trimethylbenzene	DCB	Ave	28259 5387955	56499	601905	1146960	2593264	0.500 80.0	1.00	10.0	20.0	40.0
4-Chlorotoluene	DCB	Ave	8198 1688677	18074	190511	375675	822981	0.500 80.0	1.00	10.0	20.0	40.0
tert-Butylbenzene	DCB	Ave	19428 4759139	52501	533688	998899	2237544	0.500 80.0	1.00	10.0	20.0	40.0
1,2,4-Trimethylbenzene	DCB	Ave	31285 5652131	52288	629847	1205373	2696373	0.500 80.0	1.00	10.0	20.0	40.0
sec-Butylbenzene	DCB	Ave	34156 6896058	65237	736216	1412051	3245480	0.500 80.0	1.00	10.0	20.0	40.0
1,3-Dichlorobenzene	DCB	Ave	20063 3177853	33969	366421	726107	1549044	0.500 80.0	1.00	10.0	20.0	40.0
4-Isopropyltoluene	DCB	Ave	28983 5793560	60435	612829	1205026	2689323	0.500 80.0	1.00	10.0	20.0	40.0
1,4-Dichlorobenzene	DCB	Ave	17648 3351686	37313	390581	754614	1618784	0.500 80.0	1.00	10.0	20.0	40.0
n-Butylbenzene	DCB	Ave	26286 5146665	53105	557094	1084886	2470251	0.500 80.0	1.00	10.0	20.0	40.0
1,2-Dichlorobenzene	DCB	Ave	20878 3174832	39497	365711	714948	1543015	0.500 80.0	1.00	10.0	20.0	40.0
1,2-Dibromo-3-Chloropropane	DCB	Ave	1944 370224	3199	33259	82138	191932	0.500 80.0	1.00	10.0	20.0	40.0
1,3,5-Trichlorobenzene	DCB	Ave	11204 2085046	23498	234998	468467	1023427	0.500 80.0	1.00	10.0	20.0	40.0
1,2,4-Trichlorobenzene	DCB	Ave	11845 1963402	18691	214688	415050	952334	0.500 80.0	1.00	10.0	20.0	40.0

FORM VI
GC/MS VOA INITIAL CALIBRATION DATA
INTERNAL STANDARD RESPONSE AND CONCENTRATION

Lab Name: TestAmerica Canton Job No.: 240-21987-1 Analy Batch No.: 78761

SDG No.:

Instrument ID: A3UX12 GC Column: DB-624 ID: 0.18(mm) Heated Purge: (Y/N) N

Calibration Start Date: 03/19/2013 18:52 Calibration End Date: 03/19/2013 21:04 Calibration ID: 14180

ANALYTE	IS REF	CURVE TYPE	RESPONSE					CONCENTRATION (UG/L)				
			LVL 1 LVL 6	LVL 2	LVL 3	LVL 4	LVL 5	LVL 1 LVL 6	LVL 2	LVL 3	LVL 4	LVL 5
Hexachlorobutadiene	DCB	Ave	5555 789707	10784	90289	164960	378833	0.500 80.0	1.00	10.0	20.0	40.0
Naphthalene	DCB	Ave	31814 5527180	64429	615889	1283880	2924409	0.500 80.0	1.00	10.0	20.0	40.0
1,2,3-Trichlorobenzene	DCB	Ave	10175 1699416	22690	193828	393407	867269	0.500 80.0	1.00	10.0	20.0	40.0
Dibromofluoromethane (Surr)	FB	Ave	1484562	16971	171682	377447	733447	80.0	1.00	10.0	20.0	40.0
1,2-Dichloroethane-d4 (Surr)	FB	Ave	1749169	20258	198966	466072	909095	80.0	1.00	10.0	20.0	40.0
Toluene-d8 (Surr)	CBZ	Ave	6471049	70207	715911	1642014	3154534	80.0	1.00	10.0	20.0	40.0
4-Bromofluorobenzene (Surr)	CBZ	Ave	2384265	26722	258728	576024	1144505	80.0	1.00	10.0	20.0	40.0

Curve Type Legend:

Ave = Average ISTD
Lin = Linear ISTD
Lin1 = Linear 1/conc ISTD
Qua = Quadratic ISTD

Report Date: 19-Mar-2013 22:02:40 Chrom Revision: 2.0 01-Feb-2013 10:03:10

TestAmerica Canton
Target Compound Quantitation Report

Data File:	\\Ncchrom\ChromData\A3UX12\20130319-18085.b\UX129104.D		
Lims ID:	std8260 L1	Client ID:	
Inject. Date:	19-Mar-2013 18:52:30	Dil. Factor:	1.0000
Sample Type:	IC	Calib Level:	1
Sample ID:	240-0018085-003		
Misc. Info.:			
Operator:	1904	Instrument ID:	A3UX12
Purge Vol:	5.000 mL	ALS Bottle#:	3
Lims Batch ID:	78761	Lims Sample ID:	3
Sublist:	chrom-8260_12*sub7		
Detector:	MS SCAN		

Method:	\\Ncchrom\ChromData\A3UX12\20130319-18085.b\8260_12.m		
Last Update:	19-Mar-2013 22:02:39	Calib Date:	19-Mar-2013 21:04:30
Quant Method:	Internal Standard	Quant By:	Initial Calibration
Last ICal File:	\\Ncchrom\ChromData\A3UX12\20130319-18085.b\UX129109.D		
Limit Group:	MSV 8260DOD ICAL		
Integrator:	RTE	ID Type:	Deconvolution ID
Column Type:	DB-624	Column Dia:	0.18 mm
Process Host:	XAWRK010		

First Level Reviewer: laveyt Date: 19-Mar-2013 19:32:38

Compound	Sig	RT	EXP RT	DLT RT	Q	Response	On-Col Amt ug/l	Flags
* 1 Fluorobenzene	96	5.333	5.333	0.0	99	1593831	20.0	
* 2 Chlorobenzene-d5	117	7.996	7.996	0.0	86	1221510	20.0	
* 3 1,4-Dichlorobenzene-d4	152	10.244	10.244	0.0	94	570719	20.0	
$ 5 Dibromofluoromethane (Surr)	113		4.765					
$ 6 1,2-Dichloroethane-d4 (Surr)	65		5.049					
$ 7 Toluene-d8 (Surr)	98		6.682					
$ 131 4-Bromofluorobenzene (Surr)	95		9.108					
12 Dichlorodifluoromethane	85	1.653	1.641	0.012	46	9671	0.4193	
13 Chloromethane	50	1.783	1.783	0.0	62	14995	0.5005	
14 Vinyl chloride	62	1.902	1.890	0.012	43	15729	0.5170	
15 Bromomethane	94	2.198	2.198	0.0	14	9694	0.5205	
16 Chloroethane	64	2.304	2.304	0.0	49	9774	0.4687	
18 Trichlorofluoromethane	101	2.517	2.505	0.012	17	9761	0.5868	
20 Acrolein	56	2.837	2.837	0.0	66	12279	3.91	
22 Acetone	43		2.955					
23 1,1,2-Trichloro-1,2,2-trifluoroe	101	2.943	2.955	-0.012	4	9666	0.5005	
21 1,1-Dichloroethene	61	2.943	2.955	-0.012	69	17619	0.4765	
24 Iodomethane	142	3.097	3.109	-0.012	72	17264	0.4952	
26 Carbon disulfide	76	3.144	3.144	0.0	93	32230	0.4366	
27 Acetonitrile	41	3.192	3.192	0.0	87	13249	5.74	
28 Methyl acetate	43		3.227					
30 Methylene Chloride	49		3.369					
31 2-Methyl-2-propanol	59	3.416	3.393	0.023	56	11180	31.9	
32 Acrylonitrile	53	3.511	3.523	-0.012	71	5914	0.8057	
34 Methyl tert-butyl ether	73	3.547	3.547	0.0	80	27728	0.4934	
33 trans-1,2-Dichloroethene	61	3.547	3.547	0.0	31	15643	0.5525	
35 Hexane	57	3.771	3.771	0.0	59	8222	0.5133	
36 1,1-Dichloroethane	63	3.890	3.902	-0.012	63	16691	0.5072	
37 Vinyl acetate	86		3.925					

Compound	Sig	RT	EXP RT	DLT RT	Q	Response	On-Col Amt ug/l	Flags
42 cis-1,2-Dichloroethene	61	4.363	4.375	-0.012	29	12311	0.4645	
43 2,2-Dichloropropane	77	4.375	4.375	0.0	19	4974	0.4616	
41 2-Butanone (MEK)	72	4.387	4.387	0.0	64	1686	0.1138	
47 Chlorobromomethane	49	4.576	4.576	0.0	50	5122	0.3584	
48 Tetrahydrofuran	42		4.612					
49 Chloroform	83	4.635	4.623	0.012	36	18180	0.5842	
50 1,1,1-Trichloroethane	97	4.789	4.801	-0.012	39	8252	0.4488	
51 Cyclohexane	56	4.860	4.860	0.0	50	12585	0.4954	
52 1,1-Dichloropropene	75	4.931	4.931	0.0	49	9307	0.4040	
53 Carbon tetrachloride	117	4.943	4.943	0.0	41	5505	0.4439	
55 Benzene	78	5.097	5.108	-0.011	86	39742	0.5115	
56 1,2-Dichloroethane	62	5.109	5.108	0.001	26	9728	0.4391	
60 Trichloroethene	130	5.641	5.641	0.0	51	9192	0.5023	
63 Methylcyclohexane	55	5.795	5.807	-0.012	46	8068	0.5029	
62 1,2-Dichloropropane	63	5.830	5.830	0.0	47	9165	0.4911	
66 1,4-Dioxane	88	5.925	5.937	-0.012	22	5199	24.7	
65 Dibromomethane	174	5.937	5.937	0.0	49	4665	0.4500	
67 Dichlorobromomethane	83	6.055	6.055	0.0	52	11543	0.5448	
69 2-Chloroethyl vinyl ether	63	6.304	6.292	0.012	49	10733	0.9013	
70 cis-1,3-Dichloropropene	75	6.434	6.434	0.0	39	11611	0.4090	
71 4-Methyl-2-pentanone (MIBK)	43	6.564	6.564	0.0	86	17264	1.10	
72 Toluene	91	6.741	6.741	0.0	83	36381	0.4643	
73 trans-1,3-Dichloropropene	75	6.919	6.919	0.0	64	10342	0.4495	
74 Ethyl methacrylate	69	6.978	6.990	-0.012	39	11361	0.4974	
75 1,1,2-Trichloroethane	97	7.096	7.096	0.0	35	10222	0.5875	
77 Tetrachloroethene	166	7.238	7.238	0.0	37	5612	0.4082	
76 1,3-Dichloropropane	76	7.238	7.250	-0.012	59	17160	0.5396	
78 2-Hexanone	43	7.309	7.309	0.0	62	8597	0.8523	
79 Chlorodibromomethane	129	7.451	7.463	-0.012	1	7750	0.5299	
123 Ethylene Dibromide	107	7.570	7.582	-0.012	40	8875	0.5402	
82 Chlorobenzene	112	8.031	8.019	0.012	73	25700	0.4915	
83 1,1,1,2-Tetrachloroethane	131	8.090	8.090	0.0	29	6230	0.4610	
84 Ethylbenzene	106	8.114	8.114	0.0	72	13105	0.5173	
10 m-Xylene & p-Xylene	106	8.221	8.221	0.0	88	34319	1.08	
85 o-Xylene	106	8.599	8.599	0.0	65	18582	0.5638	
86 Styrene	104	8.611	8.611	0.0	65	25549	0.4564	
87 Bromoform	173		8.800					
88 Isopropylbenzene	105	8.954	8.954	0.0	60	33412	0.4835	
90 1,1,2,2-Tetrachloroethane	83	9.226	9.226	0.0	23	10487	0.4384	
91 Bromobenzene	156	9.262	9.262	0.0	73	11643	0.5770	
92 1,2,3-Trichloropropane	110	9.286	9.286	0.0	27	3255	0.4225	
93 trans-1,4-Dichloro-2-butene	53		9.286					
94 N-Propylbenzene	120	9.345	9.357	-0.011	74	8182	0.4450	
95 2-Chlorotoluene	126	9.439	9.439	0.0	52	7655	0.4494	
96 1,3,5-Trimethylbenzene	105	9.522	9.522	0.0	71	28259	0.4865	
104 4-Chlorotoluene	126	9.546	9.546	0.0	55	8198	0.4493	
97 tert-Butylbenzene	119	9.842	9.842	0.0	49	19428	0.3917	
98 1,2,4-Trimethylbenzene	105	9.889	9.889	0.0	43	31285	0.5196	
99 sec-Butylbenzene	105	10.055	10.055	0.0	51	34156	0.4798	
100 1,3-Dichlorobenzene	146	10.185	10.173	0.012	46	20063	0.5548	
101 4-Isopropyltoluene	119	10.197	10.197	0.0	35	28983	0.4770	
102 1,4-Dichlorobenzene	146	10.256	10.268	-0.012	28	17648	0.4752	

Compound	Sig	RT	EXP RT	DLT RT	Q	Response	On-Col Amt ug/l	Flags
105 n-Butylbenzene	91	10.599	10.599	0.0	63	26286	0.4806	
106 1,2-Dichlorobenzene	146	10.635	10.634	0.0	56	20878	0.5608	
107 1,2-Dibromo-3-Chloropropane	157	11.415	11.404	0.011	1	1944	0.5081	
108 1,3,5-Trichlorobenzene	180	11.617	11.617	0.0	51	11204	0.4840	
109 1,2,4-Trichlorobenzene	180	12.244	12.244	0.0	28	11845	0.5563	
110 Hexachlorobutadiene	225	12.409	12.409	0.0	18	5555	0.5905	
111 Naphthalene	128	12.492	12.492	0.0	54	31814	0.5011	
112 1,2,3-Trichlorobenzene	180	12.753	12.753	0.0	30	10175	0.5070	
S 145 Trihalomethanes, Total	1				0		1.66	
S 11 1,2-Dichloroethene, Total	96				0		1.02	
S 9 1,3-Dichloropropene, Total	75				0		0.8585	
S 114 Xylenes, Total	106				0		1.64	

Report Date: 19-Mar-2013 22:02:40 Chrom Revision: 2.0 01-Feb-2013 10:03:10

TestAmerica Canton

Data File:	\\Ncchrom\ChromData\A3UX12\20130319-18085.b\UX129104.D		
Injection Date:	19-Mar-2013 18:52:30	Limit Group:	MSV 8260DOD ICAL
Client ID:		Instrument ID:	A3UX12
Lims Batch ID:	78761	Lims Sample ID:	3
Operator ID:	1904	Purge Vol:	5.000 mL
Column Type:	DB-624	Column Dia:	0.18 mm

Y Scaling: Method Defined: Scale to the Nth Largest Target: 2

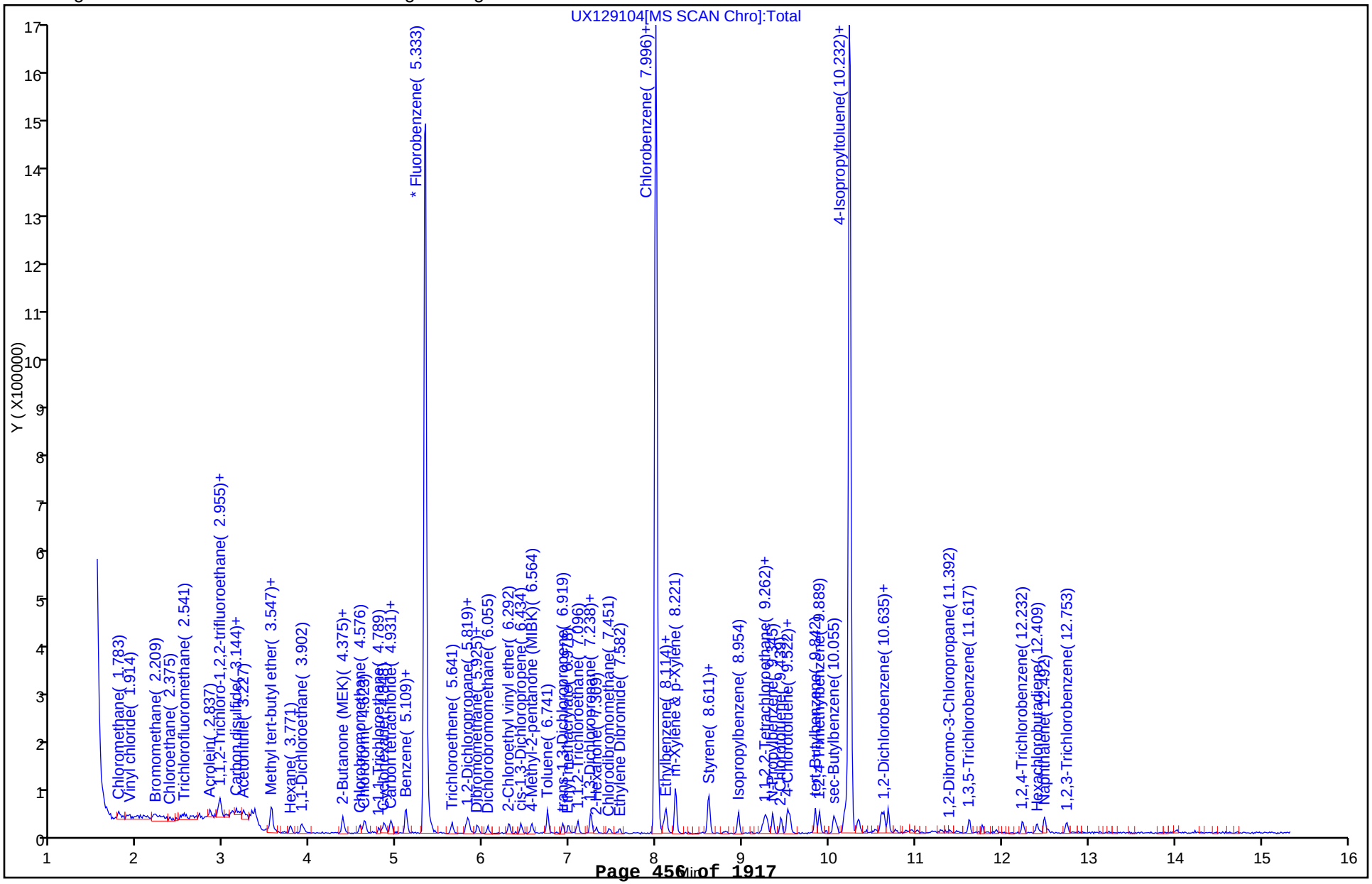

Report Date: 19-Mar-2013 22:02:41 Chrom Revision: 2.0 01-Feb-2013 10:03:10

TestAmerica Canton
Target Compound Quantitation Report

Data File:	\\Ncchrom\ChromData\A3UX12\20130319-18085.b\UX129105.D		
Lims ID:	std8260 L2	Client ID:	
Inject. Date:	19-Mar-2013 19:19:30	Dil. Factor:	1.0000
Sample Type:	IC	Calib Level:	2
Sample ID:	240-0018085-004		
Misc. Info.:			
Operator:	1904	Instrument ID:	A3UX12
Purge Vol:	5.000 mL	ALS Bottle#:	4
Lims Batch ID:	78761	Lims Sample ID:	4
Sublist:	chrom-8260_12*sub7		
Detector:	MS SCAN		

Method:	\\Ncchrom\ChromData\A3UX12\20130319-18085.b\8260_12.m		
Last Update:	19-Mar-2013 22:02:41	Calib Date:	19-Mar-2013 21:04:30
Quant Method:	Internal Standard	Quant By:	Initial Calibration
Last ICal File:	\\Ncchrom\ChromData\A3UX12\20130319-18085.b\UX129109.D		
Limit Group:	MSV 8260DOD ICAL		
Integrator:	RTE	ID Type:	Deconvolution ID
Column Type:	DB-624	Column Dia:	0.18 mm
Process Host:	XAWRK010		

First Level Reviewer: laveyt Date: 19-Mar-2013 20:49:42

Compound	Sig	RT	EXP RT	DLT RT	Q	Response	On-Col Amt ug/l	Flags
* 1 Fluorobenzene	96	5.333	5.333	0.0	99	1674268	20.0	
* 2 Chlorobenzene-d5	117	7.996	7.996	0.0	84	1282376	20.0	
* 3 1,4-Dichlorobenzene-d4	152	10.244	10.244	0.0	94	567725	20.0	
$ 5 Dibromofluoromethane (Surr)	113	4.765	4.765	0.0	43	16971	0.9312	
$ 6 1,2-Dichloroethane-d4 (Surr)	65	5.049	5.049	0.0	65	20258	0.9248	
$ 7 Toluene-d8 (Surr)	98	6.682	6.682	0.0	73	70207	0.9146	
$ 131 4-Bromofluorobenzene (Surr)	95	9.108	9.108	0.0	63	26722	0.9556	
12 Dichlorodifluoromethane	85	1.642	1.641	0.001	46	22749	0.9389	
13 Chloromethane	50	1.784	1.783	0.001	77	31302	0.99	
14 Vinyl chloride	62	1.902	1.890	0.012	42	25833	0.8084	
15 Bromomethane	94	2.209	2.198	0.011	69	17954	0.9177	
16 Chloroethane	64	2.304	2.304	0.0	53	20207	0.9224	
18 Trichlorofluoromethane	101	2.517	2.505	0.012	68	18192	0.8431	
20 Acrolein	56	2.837	2.837	0.0	82	34910	10.6	
22 Acetone	43	2.967	2.955	0.012	36	16027	1.83	
23 1,1,2-Trichloro-1,2,2-trifluoroe	101	2.955	2.955	0.0	31	22432	1.11	
21 1,1-Dichloroethene	61	2.943	2.955	-0.012	85	35704	0.9192	
24 Iodomethane	142	3.097	3.109	-0.012	83	38809	1.06	
26 Carbon disulfide	76	3.156	3.144	0.012	89	76190	0.9825	
27 Acetonitrile	41	3.192	3.192	0.0	93	20437	8.43	
28 Methyl acetate	43	3.239	3.227	0.012	88	32994	2.27	
30 Methylene Chloride	49	3.357	3.369	-0.012	81	46636	0.9559	
31 2-Methyl-2-propanol	59	3.405	3.393	0.012	82	30184	40.5	
32 Acrylonitrile	53	3.523	3.523	0.0	89	17271	2.24	
34 Methyl tert-butyl ether	73	3.547	3.547	0.0	83	60579	1.03	
33 trans-1,2-Dichloroethene	61	3.547	3.547	0.0	50	27422	0.9219	
35 Hexane	57	3.771	3.771	0.0	87	15882	0.9438	
36 1,1-Dichloroethane	63	3.902	3.902	0.0	89	32920	0.9523	
37 Vinyl acetate	86	3.925	3.925	0.0	96	2860	1.11	

Compound	Sig	RT	EXP RT	DLT RT	Q	Response	On-Col Amt ug/l	Flags
42 cis-1,2-Dichloroethene	61	4.375	4.375	0.0	59	29077	1.04	
43 2,2-Dichloropropane	77	4.375	4.375	0.0	30	11185	0.9882	
41 2-Butanone (MEK)	72	4.375	4.387	-0.012	64	5196	1.73	
47 Chlorobromomethane	49	4.564	4.576	-0.012	78	14969	1.00	
48 Tetrahydrofuran	42	4.623	4.612	0.011	42	9614	0.9716	
49 Chloroform	83	4.635	4.623	0.012	52	31130	0.9523	
50 1,1,1-Trichloroethane	97	4.801	4.801	0.0	65	18639	0.9651	
51 Cyclohexane	56	4.860	4.860	0.0	48	22714	0.8511	
52 1,1-Dichloropropene	75	4.931	4.931	0.0	77	23409	0.9672	
53 Carbon tetrachloride	117	4.931	4.943	-0.012	41	11928	0.9157	
55 Benzene	78	5.109	5.108	0.001	89	80777	0.9897	
56 1,2-Dichloroethane	62	5.109	5.108	0.001	33	22592	0.9708	
60 Trichloroethene	130	5.629	5.641	-0.012	74	19385	1.01	
63 Methylcyclohexane	55	5.807	5.807	0.0	73	15753	0.9347	
62 1,2-Dichloropropane	63	5.830	5.830	0.0	75	19985	1.02	
66 1,4-Dioxane	88	5.937	5.937	0.0	46	9362	42.3	
65 Dibromomethane	174	5.937	5.937	0.0	73	10164	0.9334	
67 Dichlorobromomethane	83	6.055	6.055	0.0	84	19922	0.8951	
69 2-Chloroethyl vinyl ether	63	6.292	6.292	0.0	66	27544	2.20	
70 cis-1,3-Dichloropropene	75	6.434	6.434	0.0	56	33026	1.11	
71 4-Methyl-2-pentanone (MIBK)	43	6.564	6.564	0.0	83	36263	2.21	
72 Toluene	91	6.742	6.741	0.001	89	82917	1.01	
73 trans-1,3-Dichloropropene	75	6.919	6.919	0.0	54	23154	0.9586	
74 Ethyl methacrylate	69	6.990	6.990	0.0	57	23157	0.9657	
75 1,1,2-Trichloroethane	97	7.085	7.096	-0.011	62	19993	1.09	
77 Tetrachloroethene	166	7.238	7.238	0.0	70	14403	1.00	
76 1,3-Dichloropropane	76	7.250	7.250	0.0	79	33444	1.00	
78 2-Hexanone	43	7.309	7.309	0.0	87	23946	2.26	
79 Chlorodibromomethane	129	7.463	7.463	0.0	41	13763	0.8963	
123 Ethylene Dibromide	107	7.582	7.582	0.0	53	16339	0.9474	
82 Chlorobenzene	112	8.019	8.019	0.0	72	57474	1.05	
83 1,1,1,2-Tetrachloroethane	131	8.090	8.090	0.0	65	11844	0.8348	
84 Ethylbenzene	106	8.114	8.114	0.0	90	25953	0.9758	
10 m-Xylene & p-Xylene	106	8.221	8.221	0.0	94	60512	1.82	
85 o-Xylene	106	8.599	8.599	0.0	85	34321	0.99	
86 Styrene	104	8.611	8.611	0.0	80	52461	0.8926	
87 Bromoform	173	8.812	8.800	0.012	55	7300	0.8394	
88 Isopropylbenzene	105	8.954	8.954	0.0	81	62983	0.8681	
90 1,1,2,2-Tetrachloroethane	83	9.226	9.226	0.0	75	26677	1.12	
91 Bromobenzene	156	9.262	9.262	0.0	88	19570	0.9750	
92 1,2,3-Trichloropropane	110	9.286	9.286	0.0	44	8915	1.16	
93 trans-1,4-Dichloro-2-butene	53	9.274	9.286	-0.012	43	4740	0.8968	
94 N-Propylbenzene	120	9.345	9.357	-0.011	85	20136	1.10	
95 2-Chlorotoluene	126	9.439	9.439	0.0	88	17754	1.05	
96 1,3,5-Trimethylbenzene	105	9.522	9.522	0.0	73	56499	0.9779	
104 4-Chlorotoluene	126	9.546	9.546	0.0	86	18074	1.00	
97 tert-Butylbenzene	119	9.842	9.842	0.0	79	52501	1.06	
98 1,2,4-Trimethylbenzene	105	9.889	9.889	0.0	56	52288	0.8731	
99 sec-Butylbenzene	105	10.055	10.055	0.0	71	65237	0.9213	
100 1,3-Dichlorobenzene	146	10.173	10.173	0.0	77	33969	0.9443	
101 4-Isopropyltoluene	119	10.197	10.197	0.0	32	60435	1.00	
102 1,4-Dichlorobenzene	146	10.256	10.268	-0.012	61	37313	1.01	

Compound	Sig	RT	EXP RT	DLT RT	Q	Response	On-Col Amt ug/l	Flags
105 n-Butylbenzene	91	10.599	10.599	0.0	81	53105	0.9760	
106 1,2-Dichlorobenzene	146	10.635	10.634	0.001	82	39497	1.07	
107 1,2-Dibromo-3-Chloropropane	157	11.416	11.404	0.012	9	3199	0.8405	
108 1,3,5-Trichlorobenzene	180	11.617	11.617	0.0	69	23498	1.02	
109 1,2,4-Trichlorobenzene	180	12.244	12.244	0.0	53	18691	0.8824	
110 Hexachlorobutadiene	225	12.409	12.409	0.0	56	10784	1.15	
111 Naphthalene	128	12.492	12.492	0.0	78	64429	1.02	
112 1,2,3-Trichlorobenzene	180	12.753	12.753	0.0	64	22690	1.14	
S 145 Trihalomethanes, Total	1				0		3.58	
S 11 1,2-Dichloroethene, Total	96				0		1.97	
S 9 1,3-Dichloropropene, Total	75				0		2.07	
S 114 Xylenes, Total	106				0		2.81	

Report Date: 19-Mar-2013 22:02:41 Chrom Revision: 2.0 01-Feb-2013 10:03:10

TestAmerica Canton

Data File:	\\Ncchrom\ChromData\A3UX12\20130319-18085.b\UX129105.D		
Injection Date:	19-Mar-2013 19:19:30	Limit Group:	MSV 8260DOD ICAL
Client ID:		Instrument ID:	A3UX12
Lims Batch ID:	78761	Lims Sample ID:	4
Operator ID:	1904	Purge Vol:	5.000 mL
Column Type:	DB-624	Column Dia:	0.18 mm

Y Scaling: Method Defined: Scale to the Nth Largest Target: 2

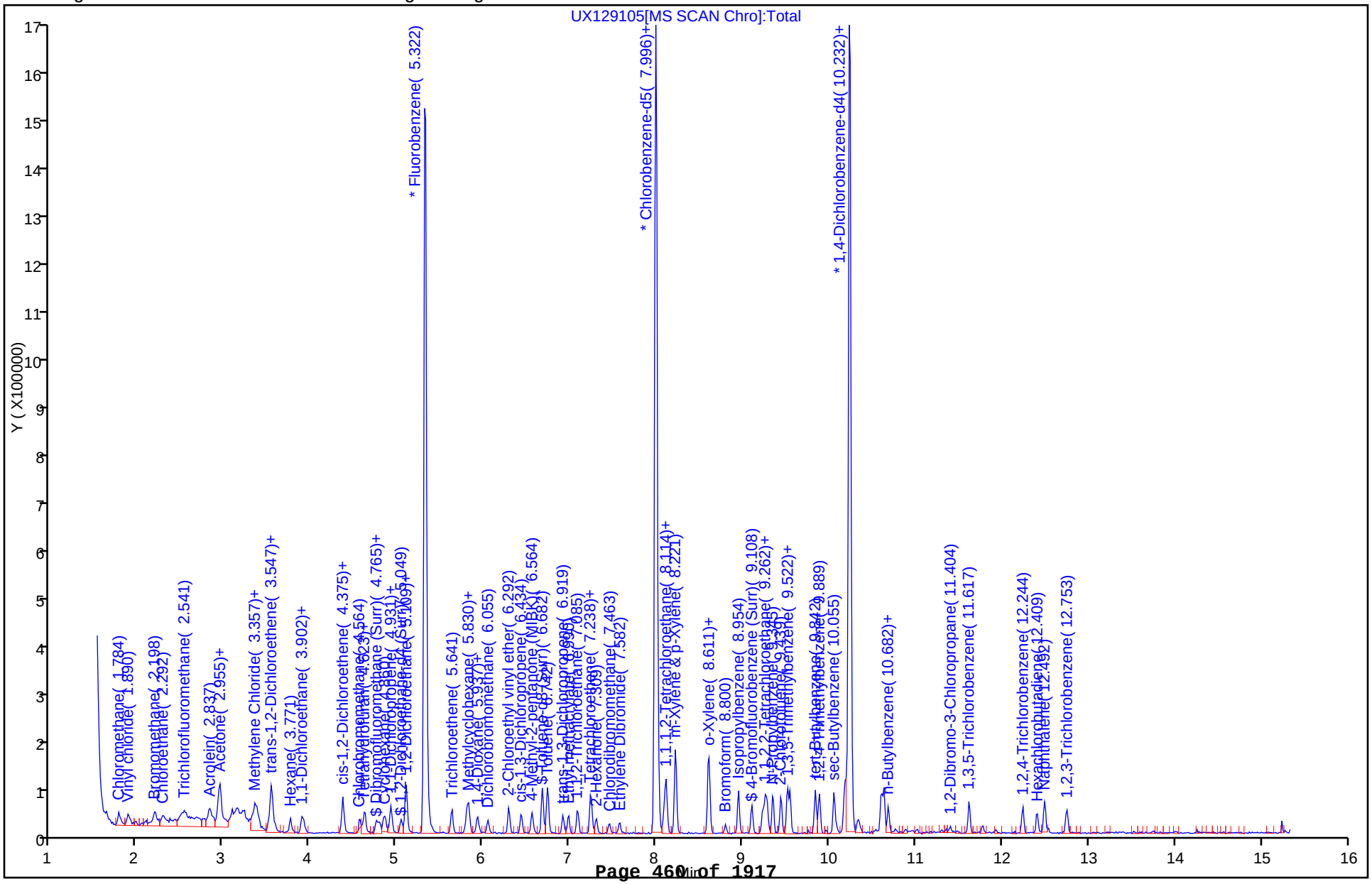

TestAmerica Canton
Target Compound Quantitation Report

Data File:	\\Ncchrom\ChromData\A3UX12\20130319-18085.b\UX129106.D		
Lims ID:	std8260 L3	Client ID:	
Inject. Date:	19-Mar-2013 19:45:30	Dil. Factor:	1.0000
Sample Type:	IC	Calib Level:	3
Sample ID:	240-0018085-005		
Misc. Info.:			
Operator:	1904	Instrument ID:	A3UX12
Purge Vol:	5.000 mL	ALS Bottle#:	5
Lims Batch ID:	78761	Lims Sample ID:	5
Sublist:	chrom-8260_12*sub7		
Detector:	MS SCAN		
Method:	\\Ncchrom\ChromData\A3UX12\20130319-18085.b\8260_12.m		
Last Update:	19-Mar-2013 22:02:41	Calib Date:	19-Mar-2013 21:04:30
Quant Method:	Internal Standard	Quant By:	Initial Calibration
Last ICal File:	\\Ncchrom\ChromData\A3UX12\20130319-18085.b\UX129109.D		
Limit Group:	MSV 8260DOD ICAL		
Integrator:	RTE	ID Type:	RT Order ID
Column Type:	DB-624	Column Dia:	0.18 mm
Process Host:	XAWRK010		

First Level Reviewer: laveyt Date: 19-Mar-2013 20:51:08

Compound	Sig	RT	EXP RT	DLT RT	Q	Response	On-Col Amt ug/l	Flags
* 1 Fluorobenzene	96	5.333	5.333	0.0	100	1640601	20.0	
* 2 Chlorobenzene-d5	117	7.996	7.996	0.0	85	1241223	20.0	
* 3 1,4-Dichlorobenzene-d4	152	10.244	10.244	0.0	92	585762	20.0	
$ 5 Dibromofluoromethane (Surr)	113	4.765	4.765	0.0	55	171682	9.61	
$ 6 1,2-Dichloroethane-d4 (Surr)	65	5.049	5.049	0.0	87	198966	9.27	
$ 7 Toluene-d8 (Surr)	98	6.682	6.682	0.0	92	715911	9.64	
$ 131 4-Bromofluorobenzene (Surr)	95	9.108	9.108	0.0	84	258728	9.56	
12 Dichlorodifluoromethane	85	1.642	1.641	0.001	97	248036	10.4	
13 Chloromethane	50	1.784	1.783	0.001	89	317105	10.3	
14 Vinyl chloride	62	1.902	1.890	0.012	82	328171	10.5	
15 Bromomethane	94	2.198	2.198	0.0	89	183377	9.57	
16 Chloroethane	64	2.292	2.304	-0.012	93	220599	10.3	
18 Trichlorofluoromethane	101	2.505	2.505	0.0	91	284068	9.62	
20 Acrolein	56	2.837	2.837	0.0	91	320928	99.2	
22 Acetone	43	2.967	2.955	0.012	42	100840	19.5	
23 1,1,2-Trichloro-1,2,2-trifluoroe	101	2.955	2.955	0.0	56	183369	9.22	
21 1,1-Dichloroethene	61	2.955	2.955	0.0	89	382138	10.0	
24 Iodomethane	142	3.097	3.109	-0.012	95	348031	9.70	
26 Carbon disulfide	76	3.156	3.144	0.012	100	777172	10.2	
27 Acetonitrile	41	3.192	3.192	0.0	100	238492	100.4	
28 Methyl acetate	43	3.227	3.227	0.0	96	280609	19.7	
30 Methylene Chloride	49	3.357	3.369	-0.012	79	330992	10.4	
31 2-Methyl-2-propanol	59	3.393	3.393	0.0	96	241508	144.5	
32 Acrylonitrile	53	3.523	3.523	0.0	98	143583	19.0	
34 Methyl tert-butyl ether	73	3.547	3.547	0.0	88	565152	9.77	
33 trans-1,2-Dichloroethene	61	3.558	3.547	0.011	91	283754	9.74	
35 Hexane	57	3.771	3.771	0.0	89	159824	9.69	
36 1,1-Dichloroethane	63	3.902	3.902	0.0	100	340627	10.1	
37 Vinyl acetate	86	3.925	3.925	0.0	97	36401	8.97	

Compound	Sig	RT	EXP RT	DLT RT	Q	Response	On-Col Amt ug/l	Flags
42 cis-1,2-Dichloroethene	61	4.375	4.375	0.0	70	283269	10.4	
43 2,2-Dichloropropane	77	4.375	4.375	0.0	47	113337	10.2	
41 2-Butanone (MEK)	72	4.375	4.387	-0.012	57	39511	18.3	
47 Chlorobromomethane	49	4.576	4.576	0.0	79	159853	10.9	
48 Tetrahydrofuran	42	4.612	4.612	0.0	53	52926	9.80	
49 Chloroform	83	4.623	4.623	0.0	70	316586	9.88	
50 1,1,1-Trichloroethane	97	4.801	4.801	0.0	88	196778	10.4	
51 Cyclohexane	56	4.860	4.860	0.0	84	264329	10.1	
52 1,1-Dichloropropene	75	4.931	4.931	0.0	94	246716	10.4	
53 Carbon tetrachloride	117	4.931	4.943	-0.012	57	130711	10.2	
55 Benzene	78	5.109	5.108	0.001	94	804699	10.1	
56 1,2-Dichloroethane	62	5.109	5.108	0.001	85	233403	10.2	
60 Trichloroethene	130	5.641	5.641	0.0	91	185564	9.85	
63 Methylcyclohexane	55	5.807	5.807	0.0	90	170311	10.3	
62 1,2-Dichloropropane	63	5.830	5.830	0.0	94	200445	10.4	
66 1,4-Dioxane	88	5.937	5.937	0.0	62	99055	457.0	
65 Dibromomethane	174	5.937	5.937	0.0	91	109106	10.2	
67 Dichlorobromomethane	83	6.055	6.055	0.0	97	206674	9.48	
69 2-Chloroethyl vinyl ether	63	6.292	6.292	0.0	92	228923	18.7	
70 cis-1,3-Dichloropropene	75	6.434	6.434	0.0	87	281957	9.65	
71 4-Methyl-2-pentanone (MIBK)	43	6.564	6.564	0.0	93	284160	17.7	
72 Toluene	91	6.742	6.741	0.001	91	819415	10.3	
73 trans-1,3-Dichloropropene	75	6.919	6.919	0.0	87	232863	9.96	
74 Ethyl methacrylate	69	6.990	6.990	0.0	86	213813	9.21	
75 1,1,2-Trichloroethane	97	7.097	7.096	0.001	89	166553	9.42	
77 Tetrachloroethene	166	7.239	7.238	0.001	89	147047	10.5	
76 1,3-Dichloropropane	76	7.250	7.250	0.0	87	316392	9.79	
78 2-Hexanone	43	7.310	7.309	0.001	92	190745	18.6	
79 Chlorodibromomethane	129	7.463	7.463	0.0	84	142861	9.61	
123 Ethylene Dibromide	107	7.570	7.582	-0.012	95	163656	9.80	
82 Chlorobenzene	112	8.019	8.019	0.0	91	536154	10.1	
83 1,1,1,2-Tetrachloroethane	131	8.090	8.090	0.0	77	142643	10.4	
84 Ethylbenzene	106	8.114	8.114	0.0	98	256832	9.98	
10 m-Xylene & p-Xylene	106	8.221	8.221	0.0	97	649183	20.1	
85 o-Xylene	106	8.611	8.599	0.012	92	322792	9.64	
86 Styrene	104	8.611	8.611	0.0	93	597527	10.5	
87 Bromoform	173	8.800	8.800	0.0	87	77729	9.23	
88 Isopropylbenzene	105	8.954	8.954	0.0	94	729831	10.4	
90 1,1,2,2-Tetrachloroethane	83	9.226	9.226	0.0	99	240427	9.79	
91 Bromobenzene	156	9.262	9.262	0.0	94	197866	9.55	
92 1,2,3-Trichloropropane	110	9.286	9.286	0.0	70	75922	9.60	
93 trans-1,4-Dichloro-2-butene	53	9.286	9.286	0.0	60	52080	9.55	
94 N-Propylbenzene	120	9.357	9.357	0.001	96	190106	10.1	
95 2-Chlorotoluene	126	9.439	9.439	0.0	96	178418	10.2	
96 1,3,5-Trimethylbenzene	105	9.522	9.522	0.0	93	601905	10.1	
104 4-Chlorotoluene	126	9.546	9.546	0.0	97	190511	10.2	
97 tert-Butylbenzene	119	9.842	9.842	0.0	87	533688	10.5	
98 1,2,4-Trimethylbenzene	105	9.889	9.889	0.0	85	629847	10.2	
99 sec-Butylbenzene	105	10.055	10.055	0.0	92	736216	10.1	
100 1,3-Dichlorobenzene	146	10.173	10.173	0.0	97	366421	9.87	
101 4-Isopropyltoluene	119	10.197	10.197	0.0	93	612829	9.83	
102 1,4-Dichlorobenzene	146	10.268	10.268	0.0	91	390581	10.2	

Compound	Sig	RT	EXP RT	DLT RT	Q	Response	On-Col Amt ug/l	Flags
105 n-Butylbenzene	91	10.599	10.599	0.0	93	557094	9.92	
106 1,2-Dichlorobenzene	146	10.635	10.634	0.001	96	365711	9.57	
107 1,2-Dibromo-3-Chloropropane	157	11.416	11.404	0.012	65	33259	8.47	
108 1,3,5-Trichlorobenzene	180	11.629	11.617	0.012	95	234998	9.89	
109 1,2,4-Trichlorobenzene	180	12.244	12.244	0.0	92	214688	9.82	
110 Hexachlorobutadiene	225	12.410	12.409	0.001	89	90289	9.35	
111 Naphthalene	128	12.492	12.492	0.0	96	615889	9.45	
112 1,2,3-Trichlorobenzene	180	12.753	12.753	0.0	92	193828	9.41	
S 145 Trihalomethanes, Total	1				0		38.2	
S 11 1,2-Dichloroethene, Total	96				0		20.1	
S 9 1,3-Dichloropropene, Total	75				0		19.6	
S 114 Xylenes, Total	106				0		29.8	

Report Date: 19-Mar-2013 22:02:42 Chrom Revision: 2.0 01-Feb-2013 10:03:10

TestAmerica Canton

Data File:	\\Ncchrom\ChromData\A3UX12\20130319-18085.b\UX129106.D		
Injection Date:	19-Mar-2013 19:45:30	Limit Group:	MSV 8260DOD ICAL
Client ID:		Instrument ID:	A3UX12
Lims Batch ID:	78761	Lims Sample ID:	5
Operator ID:	1904	Purge Vol:	5.000 mL
Column Type:	DB-624	Column Dia:	0.18 mm

Y Scaling: Method Defined: Scale to the Nth Largest Target: 2

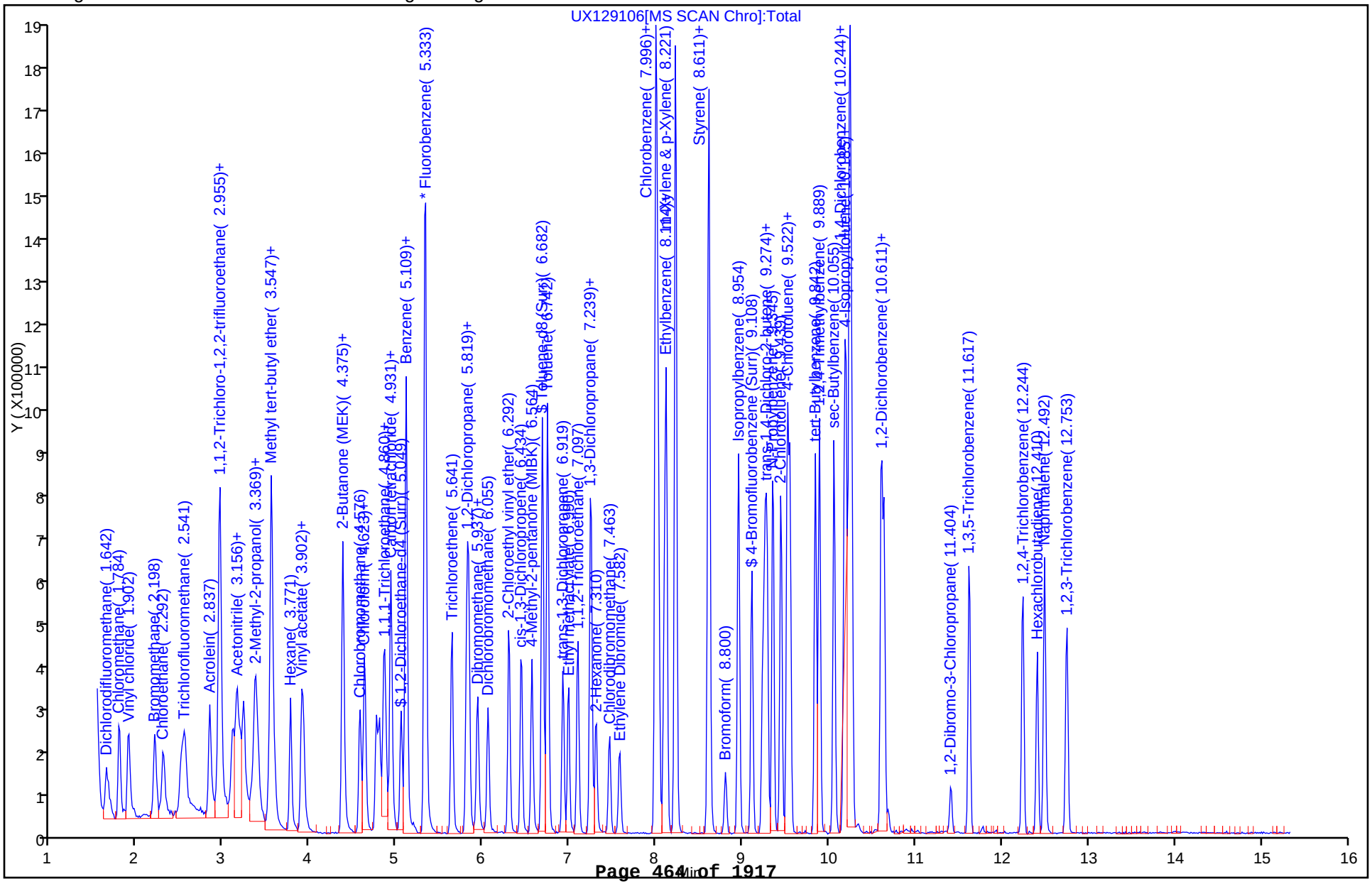

TestAmerica Canton
Target Compound Quantitation Report

Data File:	\\Ncchrom\ChromData\A3UX12\20130319-18085.b\UX129107.D		
Lims ID:	std8260 L4	Client ID:	
Inject. Date:	19-Mar-2013 20:12:30	Dil. Factor:	1.0000
Sample Type:	ICIS	Calib Level:	4
Sample ID:	240-0018085-006		
Misc. Info.:			
Operator:	1904	Instrument ID:	A3UX12
Purge Vol:	5.000 mL	ALS Bottle#:	6
Lims Batch ID:	78761	Lims Sample ID:	6
Sublist:	chrom-8260_12*sub7		
Detector:	MS SCAN		
Method:	\\Ncchrom\ChromData\A3UX12\20130319-18085.b\8260_12.m		
Last Update:	19-Mar-2013 22:02:43	Calib Date:	19-Mar-2013 21:04:30
Quant Method:	Internal Standard	Quant By:	Initial Calibration
Last ICal File:	\\Ncchrom\ChromData\A3UX12\20130319-18085.b\UX129109.D		
Limit Group:	MSV 8260DOD ICAL		
Integrator:	RTE	ID Type:	Deconvolution ID
Column Type:	DB-624	Column Dia:	0.18 mm
Process Host:	XAWRK010		

First Level Reviewer: laveyt Date: 19-Mar-2013 20:52:57

Compound	Sig	RT	EXP RT	DLT RT	Q	Response	On-Col Amt ug/l	Flags
* 1 Fluorobenzene	96	5.333	5.333	0.0	99	1625112	20.0	
* 2 Chlorobenzene-d5	117	7.996	7.996	0.0	83	1252380	20.0	
* 3 1,4-Dichlorobenzene-d4	152	10.244	10.244	0.0	89	586319	20.0	
$ 5 Dibromofluoromethane (Surr)	113	4.765	4.765	0.0	54	377447	21.3	
$ 6 1,2-Dichloroethane-d4 (Surr)	65	5.049	5.049	0.0	89	466072	21.9	
$ 7 Toluene-d8 (Surr)	98	6.682	6.682	0.0	93	1642014	21.9	
$ 131 4-Bromofluorobenzene (Surr)	95	9.108	9.108	0.0	87	576024	21.1	
12 Dichlorodifluoromethane	85	1.641	1.641	0.0	87	505120	21.5	
13 Chloromethane	50	1.783	1.783	0.0	89	617687	20.2	
14 Vinyl chloride	62	1.890	1.890	0.0	96	645700	20.8	
15 Bromomethane	94	2.198	2.198	0.0	90	374737	19.7	
16 Chloroethane	64	2.304	2.304	0.0	98	445174	20.9	
18 Trichlorofluoromethane	101	2.505	2.505	0.0	86	600584	20.2	
20 Acrolein	56	2.837	2.837	0.0	95	658956	205.6	
22 Acetone	43	2.955	2.955	0.0	26	207028	42.0	
23 1,1,2-Trichloro-1,2,2-trifluoroe	101	2.955	2.955	0.0	54	381875	19.4	
21 1,1-Dichloroethene	61	2.955	2.955	0.0	89	778149	20.6	
24 Iodomethane	142	3.109	3.109	0.0	96	690554	19.4	
26 Carbon disulfide	76	3.144	3.144	0.0	98	1542877	20.5	
27 Acetonitrile	41	3.192	3.192	0.0	94	481410	204.6	
28 Methyl acetate	43	3.227	3.227	0.0	96	551949	39.1	
30 Methylene Chloride	49	3.369	3.369	0.0	78	616462	20.0	
31 2-Methyl-2-propanol	59	3.393	3.393	0.0	97	674443	377.4	
32 Acrylonitrile	53	3.523	3.523	0.0	99	317128	42.4	
34 Methyl tert-butyl ether	73	3.547	3.547	0.0	88	1122695	19.6	
33 trans-1,2-Dichloroethene	61	3.547	3.547	0.0	91	568533	19.7	
35 Hexane	57	3.771	3.771	0.0	88	315190	19.3	
36 1,1-Dichloroethane	63	3.902	3.902	0.0	100	665790	19.8	
37 Vinyl acetate	86	3.925	3.925	0.0	96	79312	19.2	

Compound	Sig	RT	EXP RT	DLT RT	Q	Response	On-Col Amt ug/l	Flags
42 cis-1,2-Dichloroethene	61	4.375	4.375	0.0	69	538477	19.9	
43 2,2-Dichloropropane	77	4.375	4.375	0.0	62	211849	19.3	
41 2-Butanone (MEK)	72	4.387	4.387	0.0	70	83964	40.0	
47 Chlorobromomethane	49	4.576	4.576	0.0	77	309023	21.2	
48 Tetrahydrofuran	42	4.612	4.612	0.0	87	102971	20.2	
49 Chloroform	83	4.623	4.623	0.0	81	596008	18.8	
50 1,1,1-Trichloroethane	97	4.801	4.801	0.0	89	365128	19.5	
51 Cyclohexane	56	4.860	4.860	0.0	87	513784	19.8	
52 1,1-Dichloropropene	75	4.931	4.931	0.0	97	483738	20.6	
53 Carbon tetrachloride	117	4.943	4.943	0.0	76	244679	19.4	
55 Benzene	78	5.108	5.108	0.0	94	1547755	19.5	
56 1,2-Dichloroethane	62	5.108	5.108	0.0	89	471468	20.9	
60 Trichloroethene	130	5.641	5.641	0.0	90	367098	19.7	
63 Methylcyclohexane	55	5.807	5.807	0.0	89	319338	19.5	
62 1,2-Dichloropropane	63	5.830	5.830	0.0	89	363549	19.1	
66 1,4-Dioxane	88	5.937	5.937	0.0	58	223645	1041.6	
65 Dibromomethane	174	5.937	5.937	0.0	91	221611	21.0	
67 Dichlorobromomethane	83	6.055	6.055	0.0	99	427099	19.8	
69 2-Chloroethyl vinyl ether	63	6.292	6.292	0.0	92	496005	40.8	
70 cis-1,3-Dichloropropene	75	6.434	6.434	0.0	91	569454	19.7	
71 4-Methyl-2-pentanone (MIBK)	43	6.564	6.564	0.0	94	613165	38.5	
72 Toluene	91	6.741	6.741	0.0	96	1596098	19.9	
73 trans-1,3-Dichloropropene	75	6.919	6.919	0.0	88	470372	19.9	
74 Ethyl methacrylate	69	6.990	6.990	0.0	87	460204	19.7	
75 1,1,2-Trichloroethane	97	7.096	7.096	0.0	85	325670	18.3	
77 Tetrachloroethene	166	7.238	7.238	0.0	92	286365	20.3	
76 1,3-Dichloropropane	76	7.250	7.250	0.0	87	625825	19.2	
78 2-Hexanone	43	7.309	7.309	0.0	92	427558	41.3	
79 Chlorodibromomethane	129	7.463	7.463	0.0	87	289717	19.3	
123 Ethylene Dibromide	107	7.582	7.582	0.0	97	329556	19.6	
82 Chlorobenzene	112	8.019	8.019	0.0	93	1040695	19.4	
83 1,1,1,2-Tetrachloroethane	131	8.090	8.090	0.0	84	275638	19.9	
84 Ethylbenzene	106	8.114	8.114	0.0	98	500199	19.3	
10 m-Xylene & p-Xylene	106	8.221	8.221	0.0	97	1247365	38.3	
85 o-Xylene	106	8.599	8.599	0.0	92	637145	18.9	
86 Styrene	104	8.611	8.611	0.0	92	1168617	20.4	
87 Bromoform	173	8.800	8.800	0.0	95	171677	20.2	
88 Isopropylbenzene	105	8.954	8.954	0.0	95	1398784	19.7	
90 1,1,2,2-Tetrachloroethane	83	9.226	9.226	0.0	99	499113	20.3	
91 Bromobenzene	156	9.262	9.262	0.0	91	396819	19.1	
92 1,2,3-Trichloropropane	110	9.286	9.286	0.0	71	164028	20.7	
93 trans-1,4-Dichloro-2-butene	53	9.286	9.286	0.0	63	108731	19.9	
94 N-Propylbenzene	120	9.357	9.357	0.0	97	355379	18.8	
95 2-Chlorotoluene	126	9.439	9.439	0.0	96	346176	19.8	
96 1,3,5-Trimethylbenzene	105	9.522	9.522	0.0	91	1146960	19.2	
104 4-Chlorotoluene	126	9.546	9.546	0.0	97	375675	20.0	
97 tert-Butylbenzene	119	9.842	9.842	0.0	87	998899	19.6	
98 1,2,4-Trimethylbenzene	105	9.889	9.889	0.0	85	1205373	19.5	
99 sec-Butylbenzene	105	10.055	10.055	0.0	92	1412051	19.3	
100 1,3-Dichlorobenzene	146	10.173	10.173	0.0	96	726107	19.5	
101 4-Isopropyltoluene	119	10.197	10.197	0.0	95	1205026	19.3	
102 1,4-Dichlorobenzene	146	10.268	10.268	0.0	95	754614	19.8	

Compound	Sig	RT	EXP RT	DLT RT	Q	Response	On-Col Amt ug/l	Flags
105 n-Butylbenzene	91	10.599	10.599	0.0	93	1084886	19.3	
106 1,2-Dichlorobenzene	146	10.634	10.634	0.0	97	714948	18.7	
107 1,2-Dibromo-3-Chloropropane	157	11.404	11.404	0.0	75	82138	20.9	
108 1,3,5-Trichlorobenzene	180	11.617	11.617	0.0	96	468467	19.7	
109 1,2,4-Trichlorobenzene	180	12.244	12.244	0.0	93	415050	19.0	
110 Hexachlorobutadiene	225	12.409	12.409	0.0	92	164960	17.1	
111 Naphthalene	128	12.492	12.492	0.0	97	1283880	19.7	
112 1,2,3-Trichlorobenzene	180	12.753	12.753	0.0	94	393407	19.1	
S 145 Trihalomethanes, Total	1				0		78.1	
S 11 1,2-Dichloroethene, Total	96				0		39.6	
S 9 1,3-Dichloropropene, Total	75				0		39.6	
S 114 Xylenes, Total	106				0		57.2	

Report Date: 19-Mar-2013 22:02:43 Chrom Revision: 2.0 01-Feb-2013 10:03:10

TestAmerica Canton

Data File:	\\Ncchrom\ChromData\A3UX12\20130319-18085.b\UX129107.D		
Injection Date:	19-Mar-2013 20:12:30	Limit Group:	MSV 8260DOD ICAL
Client ID:		Instrument ID:	A3UX12
Lims Batch ID:	78761	Lims Sample ID:	6
Operator ID:	1904	Purge Vol:	5.000 mL
Column Type:	DB-624	Column Dia:	0.18 mm

Y Scaling: Method Defined: Scale to the Nth Largest Target: 2

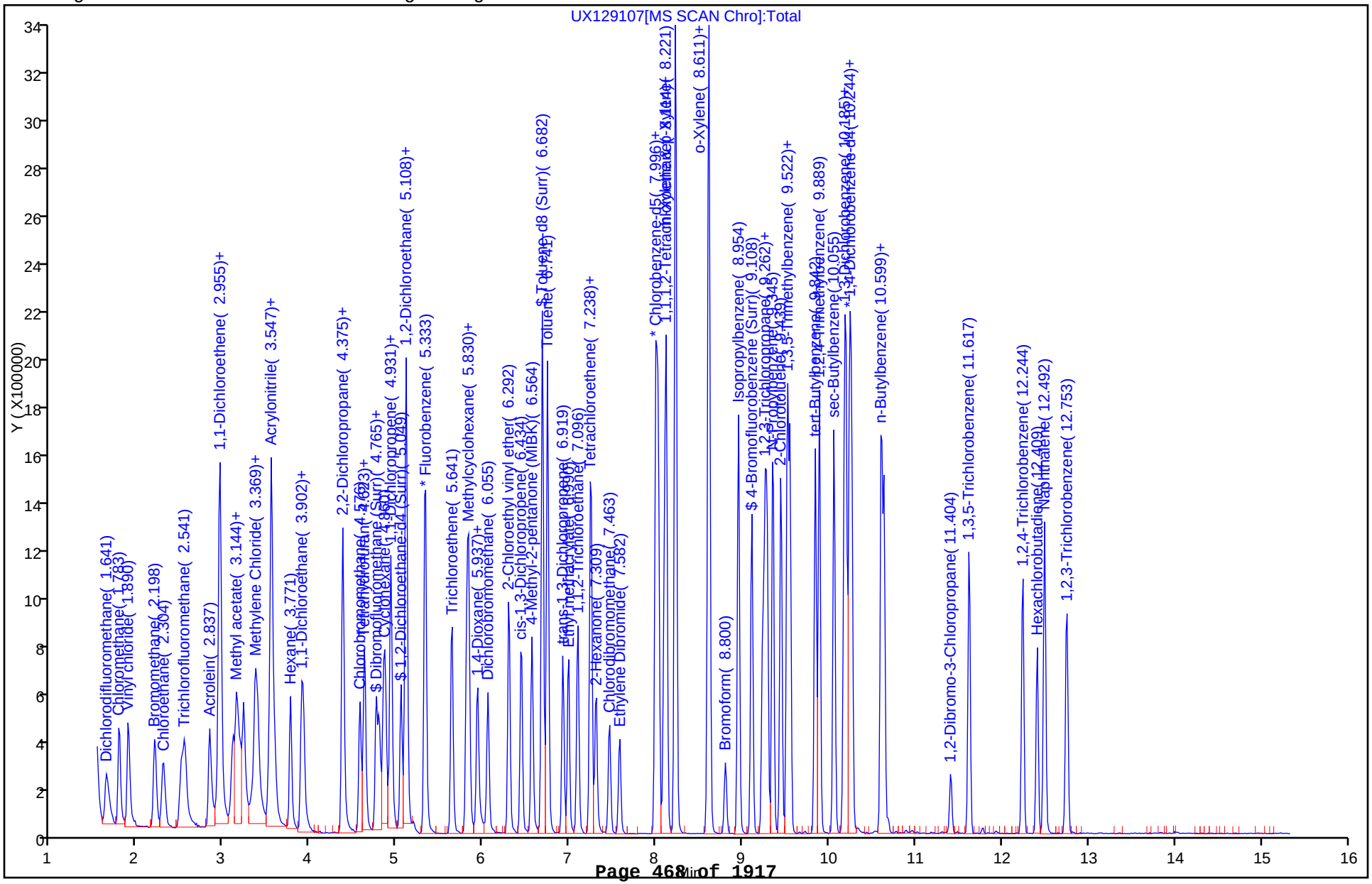

TestAmerica Canton
Target Compound Quantitation Report

Data File:	\\Ncchrom\ChromData\A3UX12\20130319-18085.b\UX129108.D		
Lims ID:	std8260 L5	Client ID:	
Inject. Date:	19-Mar-2013 20:38:30	Dil. Factor:	1.0000
Sample Type:	IC	Calib Level:	5
Sample ID:	240-0018085-007		
Misc. Info.:			
Operator:	1904	Instrument ID:	A3UX12
Purge Vol:	5.000 mL	ALS Bottle#:	7
Lims Batch ID:	78761	Lims Sample ID:	7
Sublist:	chrom-8260_12*sub7		
Detector:	MS SCAN		

Method:	\\Ncchrom\ChromData\A3UX12\20130319-18085.b\8260_12.m		
Last Update:	19-Mar-2013 22:02:44	Calib Date:	19-Mar-2013 21:04:30
Quant Method:	Internal Standard	Quant By:	Initial Calibration
Last ICal File:	\\Ncchrom\ChromData\A3UX12\20130319-18085.b\UX129109.D		
Limit Group:	MSV 8260DOD ICAL		
Integrator:	RTE	ID Type:	Deconvolution ID
Column Type:	DB-624	Column Dia:	0.18 mm
Process Host:	XAWRK010		

First Level Reviewer: laveyt Date: 19-Mar-2013 20:57:36

Compound	Sig	RT	EXP RT	DLT RT	Q	Response	On-Col Amt ug/l	Flags
* 1 Fluorobenzene	96	5.334	5.333	0.001	99	1644671	20.0	
* 2 Chlorobenzene-d5	117	7.996	7.996	0.0	83	1297882	20.0	
* 3 1,4-Dichlorobenzene-d4	152	10.244	10.244	0.0	87	609984	20.0	
$ 5 Dibromofluoromethane (Surr)	113	4.766	4.765	0.001	57	733447	41.0	
$ 6 1,2-Dichloroethane-d4 (Surr)	65	5.050	5.049	0.001	90	909095	42.2	
$ 7 Toluene-d8 (Surr)	98	6.683	6.682	0.0	83	3154534	40.6	
$ 131 4-Bromofluorobenzene (Surr)	95	9.108	9.108	0.0	88	1144505	40.4	
12 Dichlorodifluoromethane	85	1.642	1.641	0.001	86	1001880	42.1	
13 Chloromethane	50	1.784	1.783	0.001	89	1244642	40.3	
14 Vinyl chloride	62	1.890	1.890	0.0	82	1322579	42.1	
15 Bromomethane	94	2.198	2.198	0.0	90	814969	42.4	
16 Chloroethane	64	2.293	2.304	-0.012	94	902700	41.9	
18 Trichlorofluoromethane	101	2.505	2.505	0.0	86	1225992	40.6	
20 Acrolein	56	2.837	2.837	0.0	95	1444338	445.3	
22 Acetone	43	2.955	2.955	0.0	96	444789	90.7	
23 1,1,2-Trichloro-1,2,2-trifluoroe	101	2.943	2.955	-0.012	55	817795	41.0	
21 1,1-Dichloroethene	61	2.943	2.955	-0.012	89	1615640	42.3	
24 Iodomethane	142	3.097	3.109	-0.012	96	1447106	40.2	
26 Carbon disulfide	76	3.144	3.144	0.0	98	3218798	42.3	
27 Acetonitrile	41	3.192	3.192	0.0	99	998231	419.3	
28 Methyl acetate	43	3.227	3.227	0.0	96	1161082	81.2	
30 Methylene Chloride	49	3.357	3.369	-0.012	80	1258486	40.9	
31 2-Methyl-2-propanol	59	3.405	3.393	0.012	99	1431053	854.2	
32 Acrylonitrile	53	3.523	3.523	0.0	97	644659	85.1	
34 Methyl tert-butyl ether	73	3.547	3.547	0.0	88	2404725	41.5	
33 trans-1,2-Dichloroethene	61	3.547	3.547	0.0	92	1167773	40.0	
35 Hexane	57	3.772	3.771	0.001	87	704809	42.6	
36 1,1-Dichloroethane	63	3.902	3.902	0.0	100	1393539	41.0	
37 Vinyl acetate	86	3.925	3.925	0.0	97	173792	41.0	

Compound	Sig	RT	EXP RT	DLT RT	Q	Response	On-Col Amt ug/l	Flags
42 cis-1,2-Dichloroethene	61	4.375	4.375	0.0	68	1097152	40.1	
43 2,2-Dichloropropane	77	4.375	4.375	0.0	65	467566	42.1	
41 2-Butanone (MEK)	72	4.375	4.387	-0.012	97	179702	85.4	
47 Chlorobromomethane	49	4.576	4.576	0.0	76	640323	43.4	
48 Tetrahydrofuran	42	4.612	4.612	0.0	83	217829	43.2	
49 Chloroform	83	4.624	4.623	0.001	80	1272490	39.6	
50 1,1,1-Trichloroethane	97	4.801	4.801	0.0	87	808294	42.6	
51 Cyclohexane	56	4.860	4.860	0.0	85	1132202	43.2	
52 1,1-Dichloropropene	75	4.931	4.931	0.0	97	1032865	43.4	
53 Carbon tetrachloride	117	4.943	4.943	0.0	65	560595	43.8	
55 Benzene	78	5.109	5.108	0.001	94	3227235	40.3	
56 1,2-Dichloroethane	62	5.109	5.108	0.001	94	976630	42.7	
60 Trichloroethene	130	5.641	5.641	0.0	93	768376	40.7	
63 Methylcyclohexane	55	5.807	5.807	0.0	86	668496	40.4	
62 1,2-Dichloropropane	63	5.831	5.830	0.001	95	775052	40.2	
66 1,4-Dioxane	88	5.937	5.937	0.0	62	501020	2305.7	
65 Dibromomethane	174	5.937	5.937	0.0	90	454247	42.5	
67 Dichlorobromomethane	83	6.055	6.055	0.0	96	906675	41.5	
69 2-Chloroethyl vinyl ether	63	6.292	6.292	0.0	91	1014204	82.5	
70 cis-1,3-Dichloropropene	75	6.434	6.434	0.0	91	1232646	42.1	
71 4-Methyl-2-pentanone (MIBK)	43	6.564	6.564	0.0	95	1334476	82.7	
72 Toluene	91	6.742	6.741	0.001	90	3393768	40.8	
73 trans-1,3-Dichloropropene	75	6.919	6.919	0.0	88	1031754	42.2	
74 Ethyl methacrylate	69	6.990	6.990	0.0	87	1049290	43.2	
75 1,1,2-Trichloroethane	97	7.097	7.096	0.001	84	714501	38.6	
77 Tetrachloroethene	166	7.239	7.238	0.001	92	621389	42.5	
76 1,3-Dichloropropane	76	7.250	7.250	0.0	86	1378096	40.8	
78 2-Hexanone	43	7.310	7.309	0.001	91	938572	87.6	
79 Chlorodibromomethane	129	7.463	7.463	0.0	87	656532	42.2	
123 Ethylene Dibromide	107	7.582	7.582	0.0	97	715337	41.0	
82 Chlorobenzene	112	8.020	8.019	0.001	94	2210281	39.8	
83 1,1,1,2-Tetrachloroethane	131	8.091	8.090	0.001	85	624266	43.5	
84 Ethylbenzene	106	8.114	8.114	0.0	97	1096892	40.7	
10 m-Xylene & p-Xylene	106	8.221	8.221	0.0	96	2732140	81.0	
85 o-Xylene	106	8.599	8.599	0.0	92	1377129	39.3	
86 Styrene	104	8.611	8.611	0.0	93	2524223	42.4	
87 Bromoform	173	8.801	8.800	0.001	94	383768	43.6	
88 Isopropylbenzene	105	8.954	8.954	0.0	94	3116156	42.4	
90 1,1,2,2-Tetrachloroethane	83	9.227	9.226	0.001	99	1075056	42.0	
91 Bromobenzene	156	9.262	9.262	0.0	92	849815	39.4	
92 1,2,3-Trichloropropane	110	9.286	9.286	0.0	77	348623	42.3	
93 trans-1,4-Dichloro-2-butene	53	9.286	9.286	0.0	64	259078	45.6	
94 N-Propylbenzene	120	9.345	9.357	-0.011	97	817651	41.6	
95 2-Chlorotoluene	126	9.440	9.439	0.001	97	746407	41.0	
96 1,3,5-Trimethylbenzene	105	9.522	9.522	0.0	94	2593264	41.8	
104 4-Chlorotoluene	126	9.546	9.546	0.0	97	822981	42.2	
97 tert-Butylbenzene	119	9.842	9.842	0.0	87	2237544	42.2	
98 1,2,4-Trimethylbenzene	105	9.889	9.889	0.0	85	2696373	41.9	
99 sec-Butylbenzene	105	10.055	10.055	0.0	93	3245480	42.7	
100 1,3-Dichlorobenzene	146	10.173	10.173	0.0	99	1549044	40.1	
101 4-Isopropyltoluene	119	10.197	10.197	0.0	95	2689323	41.4	
102 1,4-Dichlorobenzene	146	10.268	10.268	0.0	96	1618784	40.8	

Compound	Sig	RT	EXP RT	DLT RT	Q	Response	On-Col Amt ug/l	Flags
105 n-Butylbenzene	91	10.599	10.599	0.0	94	2470251	42.3	
106 1,2-Dichlorobenzene	146	10.635	10.634	0.001	97	1543015	38.8	
107 1,2-Dibromo-3-Chloropropane	157	11.416	11.404	0.012	88	191932	46.9	
108 1,3,5-Trichlorobenzene	180	11.617	11.617	0.0	96	1023427	41.4	
109 1,2,4-Trichlorobenzene	180	12.244	12.244	0.0	89	952334	41.8	
110 Hexachlorobutadiene	225	12.410	12.409	0.001	95	378833	37.7	
111 Naphthalene	128	12.492	12.492	0.0	97	2924409	43.1	
112 1,2,3-Trichlorobenzene	180	12.753	12.753	0.0	94	867269	40.4	
S 145 Trihalomethanes, Total	1				0		166.9	
S 11 1,2-Dichloroethene, Total	96				0		80.1	
S 9 1,3-Dichloropropene, Total	75				0		84.3	
S 114 Xylenes, Total	106				0		120.3	

Report Date: 19-Mar-2013 22:02:44 Chrom Revision: 2.0 01-Feb-2013 10:03:10

TestAmerica Canton

Data File:	\\Ncchrom\ChromData\A3UX12\20130319-18085.b\UX129108.D		
Injection Date:	19-Mar-2013 20:38:30	Limit Group:	MSV 8260DOD ICAL
Client ID:		Instrument ID:	A3UX12
Lims Batch ID:	78761	Lims Sample ID:	7
Operator ID:	1904	Purge Vol:	5.000 mL
Column Type:	DB-624	Column Dia:	0.18 mm

Y Scaling: Method Defined: Scale to the Nth Largest Target: 2

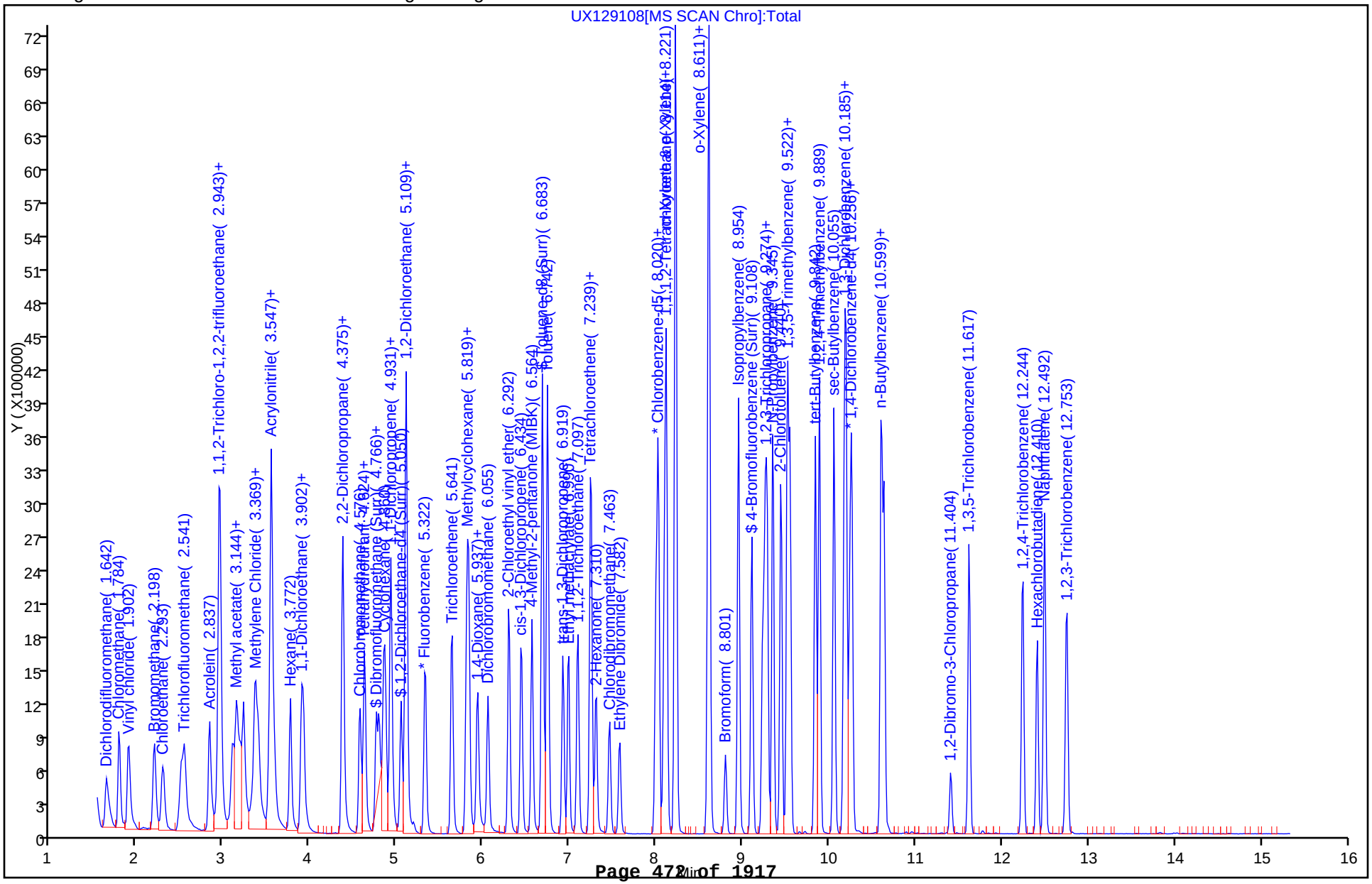

TestAmerica Canton
Target Compound Quantitation Report

Data File: \\Ncchrom\ChromData\A3UX12\20130319-18085.b\UX129109.D
Lims ID: std8260 L6 Client ID:
Inject. Date: 19-Mar-2013 21:04:30 Dil. Factor: 1.0000
Sample Type: IC Calib Level: 6
Sample ID: 240-0018085-008
Misc. Info.:
Operator: 1904 Instrument ID: A3UX12
Purge Vol: 5.000 mL ALS Bottle#: 8
Lims Batch ID: 78761 Lims Sample ID: 8
Sublist: chrom-8260_12*sub7
Detector: MS SCAN

Method: \\Ncchrom\ChromData\A3UX12\20130319-18085.b\8260_12.m
Last Update: 19-Mar-2013 22:02:45 Calib Date: 19-Mar-2013 21:04:30
Quant Method: Internal Standard Quant By: Initial Calibration
Last ICal File: \\Ncchrom\ChromData\A3UX12\20130319-18085.b\UX129109.D
Limit Group: MSV 8260DOD ICAL
Integrator: RTE ID Type: Deconvolution ID
Column Type: DB-624 Column Dia: 0.18 mm
Process Host: XAWRK010

First Level Reviewer: laveyt Date: 19-Mar-2013 21:23:38

Compound	Sig	RT	EXP RT	DLT RT	Q	Response	On-Col Amt ug/l	Flags
* 1 Fluorobenzene	96	5.322	5.333	-0.011	99	1677387	20.0	
* 2 Chlorobenzene-d5	117	7.996	7.996	0.0	85	1335994	20.0	
* 3 1,4-Dichlorobenzene-d4	152	10.244	10.244	0.0	77	640081	20.0	
$ 5 Dibromofluoromethane (Surr)	113	4.765	4.765	0.0	56	1484562	81.3	
$ 6 1,2-Dichloroethane-d4 (Surr)	65	5.049	5.049	0.0	89	1749169	79.7	
$ 7 Toluene-d8 (Surr)	98	6.682	6.682	0.0	83	6471049	80.9	
$ 131 4-Bromofluorobenzene (Surr)	95	9.108	9.108	0.0	87	2384265	81.8	
12 Dichlorodifluoromethane	85	1.642	1.641	0.001	88	2042244	84.1	
13 Chloromethane	50	1.784	1.783	0.001	89	2418063	76.7	
14 Vinyl chloride	62	1.902	1.890	0.012	82	2601241	81.2	
15 Bromomethane	94	2.186	2.198	-0.012	89	1627622	83.0	
16 Chloroethane	64	2.292	2.304	-0.012	93	1786236	81.4	
18 Trichlorofluoromethane	101	2.505	2.505	0.0	85	2463254	79.7	
20 Acrolein	56	2.837	2.837	0.0	90	2722298	822.9	
22 Acetone	43	2.955	2.955	0.0	97	735840	148.0	
23 1,1,2-Trichloro-1,2,2-trifluoroe	101	2.943	2.955	-0.012	54	1585748	78.0	
21 1,1-Dichloroethene	61	2.943	2.955	-0.012	89	3216276	82.7	
24 Iodomethane	142	3.097	3.109	-0.012	95	2944528	80.3	
26 Carbon disulfide	76	3.144	3.144	0.0	98	6467027	83.2	
27 Acetonitrile	41	3.192	3.192	0.0	100	1811620	746.1	
28 Methyl acetate	43	3.227	3.227	0.0	90	2083167	142.8	
30 Methylene Chloride	49	3.357	3.369	-0.012	79	2457393	78.8	
31 2-Methyl-2-propanol	59	3.405	3.393	0.012	98	2217730	1579.0	
32 Acrylonitrile	53	3.523	3.523	0.0	100	1237197	160.2	
34 Methyl tert-butyl ether	73	3.547	3.547	0.0	92	4702821	79.5	
33 trans-1,2-Dichloroethene	61	3.547	3.547	0.0	90	2421334	81.3	
35 Hexane	57	3.760	3.771	-0.011	89	1388277	82.4	
36 1,1-Dichloroethane	63	3.902	3.902	0.0	99	2796750	80.8	
37 Vinyl acetate	86	3.925	3.925	0.0	96	350832	80.7	

Compound	Sig	RT	EXP RT	DLT RT	Q	Response	On-Col Amt ug/l	Flags
42 cis-1,2-Dichloroethene	61	4.375	4.375	0.0	67	2207377	79.1	
43 2,2-Dichloropropane	77	4.375	4.375	0.0	65	953465	84.1	
41 2-Butanone (MEK)	72	4.375	4.387	-0.012	97	336925	157.5	
47 Chlorobromomethane	49	4.564	4.576	-0.012	90	1267482	84.3	
48 Tetrahydrofuran	42	4.612	4.612	0.0	85	392170	76.9	
49 Chloroform	83	4.623	4.623	0.0	70	2517744	76.9	
50 1,1,1-Trichloroethane	97	4.801	4.801	0.0	92	1638237	84.7	
51 Cyclohexane	56	4.860	4.860	0.0	86	2301860	86.1	
52 1,1-Dichloropropene	75	4.931	4.931	0.0	95	2073524	85.5	
53 Carbon tetrachloride	117	4.931	4.943	-0.012	70	1158658	88.8	
55 Benzene	78	5.109	5.108	0.001	94	6528217	79.8	
56 1,2-Dichloroethane	62	5.109	5.108	0.001	89	1895003	81.3	
60 Trichloroethene	130	5.641	5.641	0.0	93	1543057	80.1	
63 Methylcyclohexane	55	5.807	5.807	0.0	89	1408722	83.4	
62 1,2-Dichloropropane	63	5.830	5.830	0.0	95	1561437	79.5	
66 1,4-Dioxane	88	5.937	5.937	0.0	90	937401	4229.9	
65 Dibromomethane	174	5.937	5.937	0.0	91	902341	82.7	
67 Dichlorobromomethane	83	6.055	6.055	0.0	99	1859020	83.4	
69 2-Chloroethyl vinyl ether	63	6.292	6.292	0.0	90	2027747	161.8	
70 cis-1,3-Dichloropropene	75	6.434	6.434	0.0	92	2566825	85.9	
71 4-Methyl-2-pentanone (MIBK)	43	6.564	6.564	0.0	93	2409166	146.4	
72 Toluene	91	6.742	6.741	0.001	94	7006841	81.8	
73 trans-1,3-Dichloropropene	75	6.919	6.919	0.0	87	2203130	87.5	
74 Ethyl methacrylate	69	6.990	6.990	0.0	87	2108711	84.4	
75 1,1,2-Trichloroethane	97	7.097	7.096	0.001	85	1384310	72.7	
77 Tetrachloroethene	166	7.239	7.238	0.0	91	1267609	84.3	
76 1,3-Dichloropropane	76	7.250	7.250	0.0	87	2672010	76.8	
78 2-Hexanone	43	7.310	7.309	0.001	92	1691832	153.3	
79 Chlorodibromomethane	129	7.463	7.463	0.0	87	1357059	84.8	
123 Ethylene Dibromide	107	7.582	7.582	0.0	98	1421340	79.1	
82 Chlorobenzene	112	8.019	8.019	0.0	94	4557847	79.7	
83 1,1,1,2-Tetrachloroethane	131	8.090	8.090	0.0	85	1328126	89.9	
84 Ethylbenzene	106	8.114	8.114	0.0	97	2240172	80.8	
10 m-Xylene & p-Xylene	106	8.221	8.221	0.0	96	5744532	165.5	
85 o-Xylene	106	8.599	8.599	0.0	93	2858387	79.3	
86 Styrene	104	8.611	8.611	0.0	92	5218328	85.2	
87 Bromoform	173	8.800	8.800	0.0	94	823905	90.9	
88 Isopropylbenzene	105	8.954	8.954	0.0	94	6517923	86.2	
90 1,1,2,2-Tetrachloroethane	83	9.226	9.226	0.0	99	2052408	76.5	
91 Bromobenzene	156	9.262	9.262	0.0	93	1762163	77.9	
92 1,2,3-Trichloropropane	110	9.286	9.286	0.0	72	647401	74.9	
93 trans-1,4-Dichloro-2-butene	53	9.286	9.286	0.0	62	482358	80.9	
94 N-Propylbenzene	120	9.357	9.357	0.001	96	1683275	81.6	
95 2-Chlorotoluene	126	9.451	9.439	0.012	96	1556308	81.5	
96 1,3,5-Trimethylbenzene	105	9.522	9.522	0.0	91	5387955	82.7	
104 4-Chlorotoluene	126	9.546	9.546	0.0	98	1688677	82.5	
97 tert-Butylbenzene	119	9.842	9.842	0.0	87	4759139	85.5	
98 1,2,4-Trimethylbenzene	105	9.889	9.889	0.0	76	5652131	83.7	
99 sec-Butylbenzene	105	10.055	10.055	0.0	93	6896058	86.4	
100 1,3-Dichlorobenzene	146	10.173	10.173	0.0	99	3177853	78.4	
101 4-Isopropyltoluene	119	10.197	10.197	0.0	95	5793560	85.0	
102 1,4-Dichlorobenzene	146	10.268	10.268	0.0	95	3351686	80.5	

Compound	Sig	RT	EXP RT	DLT RT	Q	Response	On-Col Amt ug/l	Flags
105 n-Butylbenzene	91	10.599	10.599	0.0	95	5146665	83.9	
106 1,2-Dichlorobenzene	146	10.635	10.634	0.001	96	3174832	76.0	
107 1,2-Dibromo-3-Chloropropane	157	11.416	11.404	0.012	89	370224	86.3	
108 1,3,5-Trichlorobenzene	180	11.617	11.617	0.0	93	2085046	80.3	
109 1,2,4-Trichlorobenzene	180	12.244	12.244	0.0	92	1963402	82.2	
110 Hexachlorobutadiene	225	12.409	12.409	0.0	94	789707	74.9	
111 Naphthalene	128	12.492	12.492	0.0	97	5527180	77.6	
112 1,2,3-Trichlorobenzene	180	12.753	12.753	0.0	94	1699416	75.5	
S 145 Trihalomethanes, Total	1				0		336.0	
S 11 1,2-Dichloroethene, Total	96				0		160.4	
S 9 1,3-Dichloropropene, Total	75				0		173.5	
S 114 Xylenes, Total	106				0		244.7	

Report Date: 19-Mar-2013 22:02:45 Chrom Revision: 2.0 01-Feb-2013 10:03:10

TestAmerica Canton

Data File:	\\Ncchrom\ChromData\A3UX12\20130319-18085.b\UX129109.D		
Injection Date:	19-Mar-2013 21:04:30	Limit Group:	MSV 8260DOD ICAL
Client ID:		Instrument ID:	A3UX12
Lims Batch ID:	78761	Lims Sample ID:	8
Operator ID:	1904	Purge Vol:	5.000 mL
Column Type:	DB-624	Column Dia:	0.18 mm

Y Scaling: Method Defined: Scale to the Nth Largest Target: 2

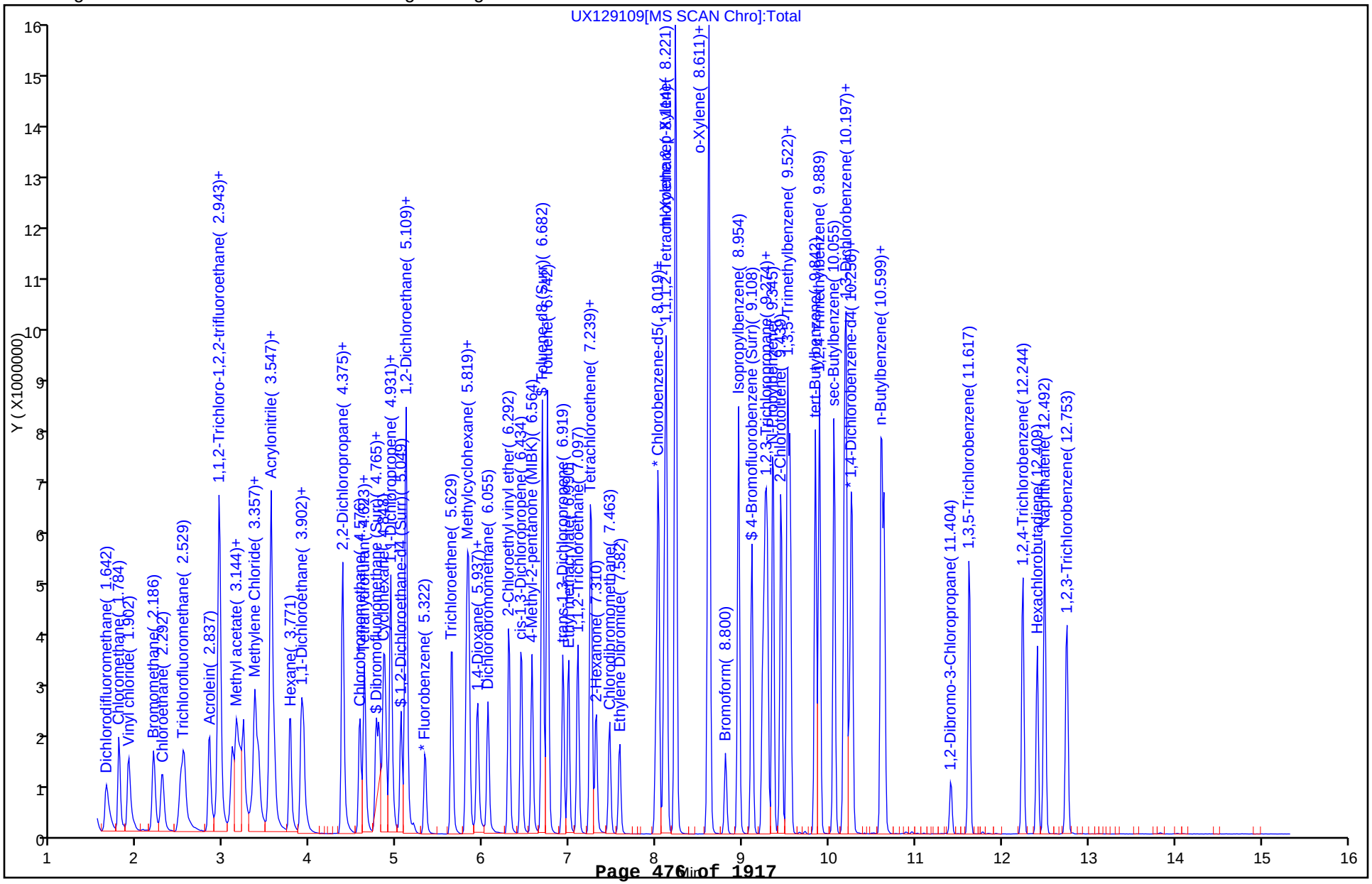

FORM VII
GC/MS VOA CONTINUING CALIBRATION DATA

Lab Name: TestAmerica Canton Job No.: 240-21987-1

SDG No.:

Lab Sample ID: ICV 240-78761/9 Calibration Date: 03/19/2013 21:32

Instrument ID: A3UX12 Calib Start Date: 12/17/2012 23:44

GC Column: DB-624 ID: 0.18(mm) Calib End Date: 12/18/2012 01:30

Lab File ID: UX129110.D Conc. Units: ng/uL Heated Purge: (Y/N) N

ANALYTE	CURVE TYPE	AVE RRF	RRF	MIN RRF	CALC AMOUNT	SPIKE AMOUNT	%D	MAX %D
Isobutyl alcohol	Ave	0.0068	0.0057		0.841	1.00	-15.9	20.0

TestAmerica Canton
Target Compound Quantitation Report

Data File: \\Ncchrom\ChromData\A3UX12\20130319-18085.b\UX129110.D
Lims ID: ICV
Client ID:
Inject. Date: 19-Mar-2013 21:32:30
Dil. Factor: 1.0000
Sample Type: ICV
Sample ID: 240-0018085-009
Misc. Info.:
Operator: 1904
Instrument ID: A3UX12
Purge Vol: 5.000 mL
ALS Bottle#: 9
Lims Batch ID: 78761
Lims Sample ID: 9
Sublist:
Detector: MS SCAN

Method: \\Ncchrom\ChromData\A3UX12\20130319-18085.b\8260_12.m
Last Update: 19-Mar-2013 22:02:45
Calib Date: 19-Mar-2013 21:04:30
Quant Method: Internal Standard
Quant By: Initial Calibration
Last ICal File: \\Ncchrom\ChromData\A3UX12\20130319-18085.b\UX129109.D
Limit Group: MSV 8260DOD ICAL
Integrator: RTE
ID Type: Deconvolution ID
Column Type: DB-624
Column Dia: 0.18 mm
Process Host: XAWRK010

Compound	Sig	RT	EXP RT	DLT RT	Q	Response	On-Col Amt ug/l	Flags
* 1 Fluorobenzene	96	5.333	5.333	0.0	100	1642021	20.0	
* 2 Chlorobenzene-d5	117	7.996	7.996	0.0	86	1253876	20.0	
* 3 1,4-Dichlorobenzene-d4	152	10.244	10.244	0.0	83	594297	20.0	
$ 5 Dibromofluoromethane (Surr)	113	4.765	4.765	0.0	56	383633	21.5	
$ 6 1,2-Dichloroethane-d4 (Surr)	65	5.049	5.049	0.0	90	456928	21.3	
$ 7 Toluene-d8 (Surr)	98	6.682	6.682	0.0	82	1669952	22.2	
$ 131 4-Bromofluorobenzene (Surr)	95	9.108	9.108	0.0	84	607498	22.2	
12 Dichlorodifluoromethane	85	1.642	1.641	0.001	87	442774	18.6	
13 Chloromethane	50	1.784	1.783	0.001	99	562777	18.2	
14 Vinyl chloride	62	1.902	1.890	0.012	96	608507	19.4	
15 Bromomethane	94	2.210	2.198	0.012	90	317401	16.5	
16 Chloroethane	64	2.304	2.304	0.0	92	415794	19.4	
18 Trichlorofluoromethane	101	2.505	2.505	0.0	84	597175	19.9	
19 Ethyl ether	59	2.718	2.718	0.0	87	351096	25.4	
20 Acrolein	56	2.837	2.837	0.0	88	245541	75.8	
22 Acetone	43	2.967	2.955	0.012	40	167585	33.3	
23 1,1,2-Trichloro-1,2,2-trifluoroe	101	2.955	2.955	0.0	56	436363	21.9	
21 1,1-Dichloroethene	61	2.955	2.955	0.0	89	829815	21.8	
24 Iodomethane	142	3.109	3.109	0.0	96	755462	21.0	
26 Carbon disulfide	76	3.156	3.144	0.012	98	1639079	21.6	
27 Acetonitrile	41	3.203	3.192	0.011	93	139423	58.7	
28 Methyl acetate	43	3.227	3.227	0.0	97	258939	18.1	
30 Methylene Chloride	49	3.369	3.369	0.0	82	645315	20.7	
31 2-Methyl-2-propanol	59	3.393	3.393	0.0	96	581648	322.2	
32 Acrylonitrile	53	3.523	3.523	0.0	99	440397	58.2	
34 Methyl tert-butyl ether	73	3.547	3.547	0.0	88	1128290	19.5	
33 trans-1,2-Dichloroethene	61	3.558	3.547	0.011	90	592939	20.3	
35 Hexane	57	3.771	3.771	0.0	88	386606	23.4	
36 1,1-Dichloroethane	63	3.902	3.902	0.0	99	707631	20.9	
37 Vinyl acetate	86	3.925	3.925	0.0	96	99244	23.7	
38 Isopropyl ether	87	3.937	3.937	0.0	87	364139	23.5	

Compound	Sig	RT	EXP RT	DLT RT	Q	Response	On-Col Amt ug/l	Flags
42 cis-1,2-Dichloroethene	61	4.375	4.375	0.0	68	555099	20.3	
43 2,2-Dichloropropane	77	4.387	4.375	0.012	55	237097	21.4	
41 2-Butanone (MEK)	72	4.375	4.387	-0.012	59	82507	38.9	
47 Chlorobromomethane	49	4.576	4.576	0.0	78	318676	21.6	
48 Tetrahydrofuran	42	4.612	4.612	0.0	83	97445	18.8	
49 Chloroform	83	4.623	4.623	0.0	81	623529	19.4	
50 1,1,1-Trichloroethane	97	4.801	4.801	0.0	93	395873	20.9	
51 Cyclohexane	56	4.860	4.860	0.0	85	528299	20.2	
52 1,1-Dichloropropene	75	4.931	4.931	0.0	94	508796	21.4	
53 Carbon tetrachloride	117	4.943	4.943	0.0	58	271475	21.2	
54 Isobutyl alcohol	41	4.978	4.978	0.0	93	359638	840.7	
55 Benzene	78	5.109	5.108	0.001	94	1645081	20.6	
56 1,2-Dichloroethane	62	5.109	5.108	0.001	87	474380	20.8	
60 Trichloroethene	130	5.641	5.641	0.0	91	393770	20.9	
63 Methylcyclohexane	55	5.807	5.807	0.0	85	349724	21.2	
62 1,2-Dichloropropane	63	5.830	5.830	0.0	92	388351	20.2	
65 Dibromomethane	174	5.937	5.937	0.0	83	224499	21.0	
67 Dichlorobromomethane	83	6.055	6.055	0.0	97	463460	21.2	
69 2-Chloroethyl vinyl ether	63	6.292	6.292	0.0	92	236553	19.3	
70 cis-1,3-Dichloropropene	75	6.446	6.434	0.012	90	603497	20.6	
71 4-Methyl-2-pentanone (MIBK)	43	6.564	6.564	0.0	94	573735	35.6	
72 Toluene	91	6.742	6.741	0.001	90	1670929	20.8	
73 trans-1,3-Dichloropropene	75	6.919	6.919	0.0	88	528674	22.4	
75 1,1,2-Trichloroethane	97	7.097	7.096	0.0	86	335758	18.8	
77 Tetrachloroethene	166	7.238	7.238	0.0	91	307304	21.8	
76 1,3-Dichloropropane	76	7.250	7.250	0.0	88	654881	20.1	
78 2-Hexanone	43	7.298	7.309	-0.011	92	406643	39.3	
79 Chlorodibromomethane	129	7.463	7.463	0.0	87	308044	20.5	
123 Ethylene Dibromide	107	7.582	7.582	0.0	99	341858	20.3	
82 Chlorobenzene	112	8.019	8.019	0.0	96	1112315	20.7	
83 1,1,1,2-Tetrachloroethane	131	8.090	8.090	0.0	83	306688	22.1	
84 Ethylbenzene	106	8.114	8.114	0.0	97	538441	20.7	
10 m-Xylene & p-Xylene	106	8.221	8.221	0.0	97	1311792	40.3	
85 o-Xylene	106	8.599	8.599	0.0	91	688817	20.4	
86 Styrene	104	8.611	8.611	0.0	92	1237312	21.5	
87 Bromoform	173	8.800	8.800	0.0	95	177773	20.9	
88 Isopropylbenzene	105	8.954	8.954	0.0	93	1501061	21.2	
89 Cyclohexanone	55	9.061	9.049	0.012	87	280572	189.7	
90 1,1,2,2-Tetrachloroethane	83	9.226	9.226	0.0	98	493734	19.8	
91 Bromobenzene	156	9.262	9.262	0.0	93	423001	20.1	
92 1,2,3-Trichloropropane	110	9.286	9.286	0.0	69	156891	19.6	
93 trans-1,4-Dichloro-2-butene	53	9.286	9.286	0.0	66	225797	40.8	
94 N-Propylbenzene	120	9.345	9.357	-0.011	97	404131	21.1	
95 2-Chlorotoluene	126	9.439	9.439	0.0	96	369326	20.8	
96 1,3,5-Trimethylbenzene	105	9.522	9.522	0.0	95	1253392	20.7	
104 4-Chlorotoluene	126	9.546	9.546	0.0	98	408618	21.5	
97 tert-Butylbenzene	119	9.842	9.842	0.0	89	1097536	21.2	
98 1,2,4-Trimethylbenzene	105	9.889	9.889	0.0	70	1350572	21.5	
99 sec-Butylbenzene	105	10.055	10.055	0.0	93	1647294	22.2	
100 1,3-Dichlorobenzene	146	10.173	10.173	0.0	99	766536	20.4	
101 4-Isopropyltoluene	119	10.197	10.197	0.0	94	1464611	23.1	
102 1,4-Dichlorobenzene	146	10.268	10.268	0.0	94	793696	20.5	

Compound	Sig	RT	EXP RT	DLT RT	Q	Response	On-Col Amt ug/l	Flags
103 1,2,3-Trimethylbenzene	105	10.303	10.303	0.0	89	1391850	19.8	
105 n-Butylbenzene	91	10.599	10.599	0.0	94	1345064	23.6	
106 1,2-Dichlorobenzene	146	10.635	10.634	0.001	97	777193	20.0	
107 1,2-Dibromo-3-Chloropropane	157	11.404	11.404	0.0	75	86295	21.7	
109 1,2,4-Trichlorobenzene	180	12.244	12.244	0.0	91	513799	23.2	
110 Hexachlorobutadiene	225	12.409	12.409	0.0	96	207764	21.2	
111 Naphthalene	128	12.492	12.492	0.0	97	1336286	20.2	
112 1,2,3-Trichlorobenzene	180	12.753	12.753	0.0	93	481520	23.0	
S 145 Trihalomethanes, Total	1				0		82.1	
S 11 1,2-Dichloroethene, Total	96				0		40.7	
S 114 Xylenes, Total	106				0		60.6	

Report Date: 19-Mar-2013 22:02:46 Chrom Revision: 2.0 01-Feb-2013 10:03:10

TestAmerica Canton

Data File:	\\Ncchrom\ChromData\A3UX12\20130319-18085.b\UX129110.D		
Injection Date:	19-Mar-2013 21:32:30	Limit Group:	MSV 8260DOD ICAL
Client ID:		Instrument ID:	A3UX12
Lims Batch ID:	78761	Lims Sample ID:	9
Operator ID:	1904	Purge Vol:	5.000 mL
Column Type:	DB-624	Column Dia:	0.18 mm

Y Scaling: Method Defined: Scale to the Nth Largest Target: 2

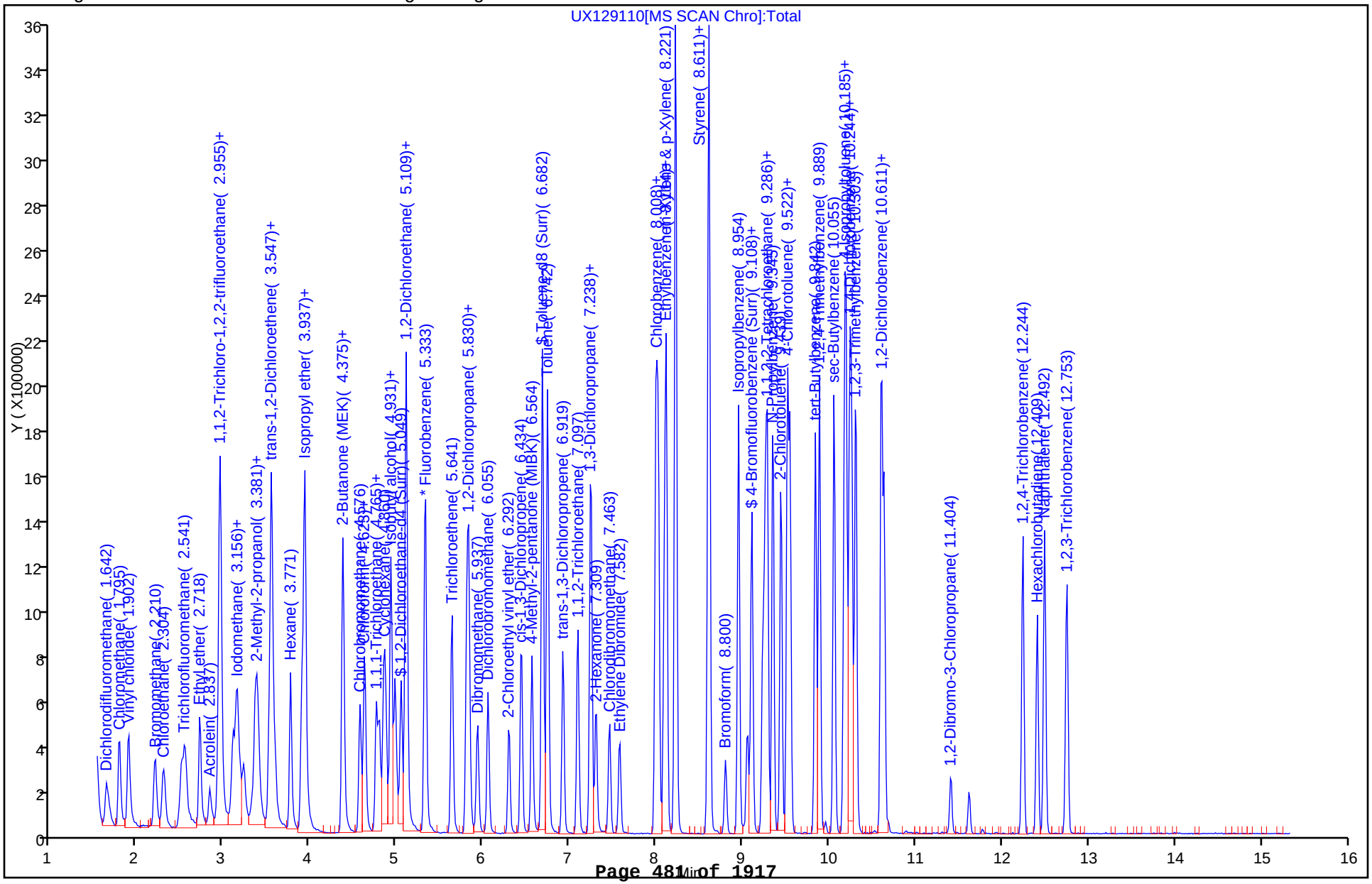

FORM VII
GC/MS VOA CONTINUING CALIBRATION DATA

Lab Name: TestAmerica Canton Job No.: 240-21987-1

SDG No.:

Lab Sample ID: ICV 240-78761/9 Calibration Date: 03/19/2013 21:32

Instrument ID: A3UX12 Calib Start Date: 03/19/2013 18:52

GC Column: DB-624 ID: 0.18(mm) Calib End Date: 03/19/2013 21:04

Lab File ID: UX129110.D Conc. Units: ng/uL Heated Purge: (Y/N) N

ANALYTE	CURVE TYPE	AVE RRF	RRF	MIN RRF	CALC AMOUNT	SPIKE AMOUNT	%D	MAX %D
Dichlorodifluoromethane	Ave	0.2894	0.2697	0.1000	0.0186	0.0200	-6.8	20.0
Chloromethane	Ave	0.3759	0.3427	0.1000	0.0182	0.0200	-8.8	20.0
Vinyl chloride	Ave	0.3817	0.3706	0.1000	0.0194	0.0200	-2.9	20.0
Bromomethane	Ave	0.2337	0.1933	0.0500	0.0165	0.0200	-17.3	20.0
Chloroethane	Ave	0.2617	0.2532	0.0500	0.0194	0.0200	-3.2	20.0
Trichlorofluoromethane	Lin1		0.3637	0.1000	0.0199	0.0200	-0.4	20.0
Acrolein	Ave	0.0394	0.0499		0.0758	0.0600	26.4*	20.0
1,1,2-Trichloro-1,2,2-trifluoroethane	Ave	0.2423	0.2658	0.0500	0.0219	0.0200	9.7	20.0
1,1-Dichloroethene	Ave	0.4640	0.5054	0.1000	0.0218	0.0200	8.9	20.0
Acetone	Lin1		0.0510	0.0500	0.0333	0.0400	-16.7	20.0
Iodomethane	Ave	0.4375	0.4601		0.0210	0.0200	5.2	20.0
Carbon disulfide	Ave	0.9264	0.998	0.1000	0.0216	0.0200	7.8	20.0
Acetonitrile	Ave	0.0290	0.0283		0.0587	0.0600	-2.2	20.0
Methyl acetate	Ave	0.1739	0.1577	0.1000	0.0181	0.0200	-9.3	20.0
Methylene Chloride	Lin1		0.3930	0.1000	0.0207	0.0200	3.7	20.0
2-Methyl-2-propanol	Qua		0.0177		0.322	0.400	-19.5	20.0
Acrylonitrile	Ave	0.0921	0.0894		0.0582	0.0600	-2.9	20.0
Methyl tert-butyl ether	Ave	0.7052	0.6871	0.1000	0.0195	0.0200	-2.6	20.0
trans-1,2-Dichloroethene	Ave	0.3553	0.3611	0.1000	0.0203	0.0200	1.6	20.0
1,1-Dichloroethane	Ave	0.4129	0.4310	0.1000	0.0209	0.0200	4.4	20.0
Vinyl acetate	Lin1		0.0604		0.0237	0.0200	18.3	20.0
2-Butanone (MEK)	Lin		0.0251*	0.0500	0.0389	0.0400	-2.8	20.0
cis-1,2-Dichloroethene	Ave	0.3326	0.3381	0.1000	0.0203	0.0200	1.6	20.0
2,2-Dichloropropane	Ave	0.1352	0.1444		0.0214	0.0200	6.8	20.0
Bromochloromethane	Ave	0.1793	0.1941		0.0216	0.0200	8.2	20.0
Chloroform	Ave	0.3905	0.3797	0.2000	0.0194	0.0200	-2.8	20.0
1,1,1-Trichloroethane	Ave	0.2307	0.2411	0.1000	0.0209	0.0200	4.5	20.0
Cyclohexane	Ave	0.3188	0.3217	0.1000	0.0202	0.0200	0.9	20.0
1,1-Dichloropropene	Ave	0.2891	0.3099		0.0214	0.0200	7.2	20.0
Carbon tetrachloride	Ave	0.1556	0.1653	0.1000	0.0212	0.0200	6.2	20.0
1,2-Dichloroethane	Ave	0.2780	0.2889	0.1000	0.0208	0.0200	3.9	20.0
Benzene	Ave	0.9750	1.002	0.5000	0.0206	0.0200	2.8	20.0
Trichloroethene	Ave	0.2297	0.2398	0.2000	0.0209	0.0200	4.4	20.0
Methylcyclohexane	Ave	0.2013	0.2130	0.1000	0.0212	0.0200	5.8	20.0
1,2-Dichloropropane	Ave	0.2342	0.2365	0.1000	0.0202	0.0200	1.0	20.0
Dibromomethane	Ave	0.1301	0.1367		0.0210	0.0200	5.1	20.0
Bromodichloromethane	Ave	0.2659	0.2823	0.1000	0.0212	0.0200	6.2	20.0
cis-1,3-Dichloropropene	Ave	0.3562	0.3675	0.1500	0.0206	0.0200	3.2	20.0
4-Methyl-2-pentanone (MIBK)	Ave	0.1962	0.1747	0.0500	0.0356	0.0400	-11.0	20.0
Toluene	Ave	1.283	1.333	0.4000	0.0208	0.0200	3.9	20.0

FORM VII
GC/MS VOA CONTINUING CALIBRATION DATA

Lab Name: TestAmerica Canton Job No.: 240-21987-1

SDG No.:

Lab Sample ID: ICV 240-78761/9 Calibration Date: 03/19/2013 21:32

Instrument ID: A3UX12 Calib Start Date: 03/19/2013 18:52

GC Column: DB-624 ID: 0.18(mm) Calib End Date: 03/19/2013 21:04

Lab File ID: UX129110.D Conc. Units: ng/uL Heated Purge: (Y/N) N

ANALYTE	CURVE TYPE	AVE RRF	RRF	MIN RRF	CALC AMOUNT	SPIKE AMOUNT	%D	MAX %D
trans-1,3-Dichloropropene	Ave	0.3767	0.4216	0.1000	0.0224	0.0200	11.9	20.0
1,1,2-Trichloroethane	Ave	0.2849	0.2678	0.1000	0.0188	0.0200	-6.0	20.0
Tetrachloroethene	Ave	0.2251	0.2451	0.2000	0.0218	0.0200	8.9	20.0
1,3-Dichloropropane	Ave	0.5207	0.5223		0.0201	0.0200	0.3	20.0
2-Hexanone	Ave	0.1652	0.1622	0.0500	0.0393	0.0400	-1.8	20.0
Dibromochloromethane	Ave	0.2395	0.2457		0.0205	0.0200	2.6	20.0
1,2-Dibromoethane	Ave	0.2690	0.2726		0.0203	0.0200	1.4	20.0
Chlorobenzene	Ave	0.8562	0.8871	0.3000	0.0207	0.0200	3.6	20.0
1,1,1,2-Tetrachloroethane	Ave	0.2213	0.2446		0.0221	0.0200	10.5	20.0
Ethylbenzene	Ave	0.4148	0.4294		0.0207	0.0200	3.5	20.0
m-Xylene & p-Xylene	Ave	0.5198	0.5231		0.0403	0.0400	0.6	20.0
o-Xylene	Ave	0.5397	0.5494		0.0204	0.0200	1.8	20.0
Styrene	Ave	0.9166	0.9868	0.3000	0.0215	0.0200	7.7	20.0
Bromoform	Ave	0.1356	0.1418	0.1000	0.0209	0.0200	4.5	20.0
Isopropylbenzene	Ave	1.132	1.197	0.1000	0.0212	0.0200	5.8	20.0
1,1,2,2-Tetrachloroethane	Ave	0.8383	0.8308	0.3000	0.0198	0.0200	-0.9	20.0
Bromobenzene	Ave	0.7071	0.7118		0.0201	0.0200	0.7	20.0
1,2,3-Trichloropropane	Ave	0.2700	0.2640		0.0196	0.0200	-2.2	20.0
N-Propylbenzene	Ave	0.6443	0.6800		0.0211	0.0200	5.5	20.0
2-Chlorotoluene	Ave	0.5969	0.6215		0.0208	0.0200	4.1	20.0
1,3,5-Trimethylbenzene	Ave	2.035	2.109		0.0207	0.0200	3.6	20.0
4-Chlorotoluene	Ave	0.6394	0.6876		0.0215	0.0200	7.5	20.0
tert-Butylbenzene	Ave	1.738	1.847		0.0212	0.0200	6.2	20.0
1,2,4-Trimethylbenzene	Ave	2.110	2.273		0.0215	0.0200	7.7	20.0
sec-Butylbenzene	Ave	2.495	2.772		0.0222	0.0200	11.1	20.0
1,3-Dichlorobenzene	Ave	1.267	1.290	0.6000	0.0204	0.0200	1.8	20.0
4-Isopropyltoluene	Ave	2.129	2.464		0.0231	0.0200	15.7	20.0
1,4-Dichlorobenzene	Ave	1.301	1.336	0.5000	0.0205	0.0200	2.6	20.0
n-Butylbenzene	Ave	1.917	2.263		0.0236	0.0200	18.1	20.0
1,2-Dichlorobenzene	Ave	1.305	1.308	0.4000	0.0200	0.0200	0.2	20.0
1,2-Dibromo-3-Chloropropane	Ave	0.1341	0.1452	0.0500	0.0217	0.0200	8.3	20.0
1,2,4-Trichlorobenzene	Ave	0.7462	0.8646	0.2000	0.0232	0.0200	15.9	20.0
Hexachlorobutadiene	Ave	0.3296	0.3496		0.0212	0.0200	6.1	20.0
Naphthalene	Ave	2.225	2.249		0.0202	0.0200	1.1	20.0
1,2,3-Trichlorobenzene	Ave	0.7033	0.8102		0.0230	0.0200	15.2	20.0
Dibromofluoromethane (Surr)	Ave	0.2177	0.2336		0.0215	0.0200	7.3	20.0
1,2-Dichloroethane-d4 (Surr)	Ave	0.2617	0.2783		0.0213	0.0200	6.3	20.0
Toluene-d8 (Surr)	Ave	1.197	1.332		0.0222	0.0200	11.2	20.0
4-Bromofluorobenzene (Surr)	Ave	0.4361	0.4845		0.0222	0.0200	11.1	20.0

TestAmerica Canton
Target Compound Quantitation Report

Data File: \\Ncchrom\ChromData\A3UX12\20130319-18085.b\UX129110.D
Lims ID: ICV
Client ID:
Inject. Date: 19-Mar-2013 21:32:30
Dil. Factor: 1.0000
Sample Type: ICV
Sample ID: 240-0018085-009
Misc. Info.:
Operator: 1904
Instrument ID: A3UX12
Purge Vol: 5.000 mL
ALS Bottle#: 9
Lims Batch ID: 78761
Lims Sample ID: 9
Sublist:
Detector: MS SCAN

Method: \\Ncchrom\ChromData\A3UX12\20130319-18085.b\8260_12.m
Last Update: 19-Mar-2013 22:02:45
Calib Date: 19-Mar-2013 21:04:30
Quant Method: Internal Standard
Quant By: Initial Calibration
Last ICal File: \\Ncchrom\ChromData\A3UX12\20130319-18085.b\UX129109.D
Limit Group: MSV 8260DOD ICAL
Integrator: RTE
ID Type: Deconvolution ID
Column Type: DB-624
Column Dia: 0.18 mm
Process Host: XAWRK010

Compound	Sig	RT	EXP RT	DLT RT	Q	Response	On-Col Amt ug/l	Flags
* 1 Fluorobenzene	96	5.333	5.333	0.0	100	1642021	20.0	
* 2 Chlorobenzene-d5	117	7.996	7.996	0.0	86	1253876	20.0	
* 3 1,4-Dichlorobenzene-d4	152	10.244	10.244	0.0	83	594297	20.0	
$ 5 Dibromofluoromethane (Surr)	113	4.765	4.765	0.0	56	383633	21.5	
$ 6 1,2-Dichloroethane-d4 (Surr)	65	5.049	5.049	0.0	90	456928	21.3	
$ 7 Toluene-d8 (Surr)	98	6.682	6.682	0.0	82	1669952	22.2	
$ 131 4-Bromofluorobenzene (Surr)	95	9.108	9.108	0.0	84	607498	22.2	
12 Dichlorodifluoromethane	85	1.642	1.641	0.001	87	442774	18.6	
13 Chloromethane	50	1.784	1.783	0.001	99	562777	18.2	
14 Vinyl chloride	62	1.902	1.890	0.012	96	608507	19.4	
15 Bromomethane	94	2.210	2.198	0.012	90	317401	16.5	
16 Chloroethane	64	2.304	2.304	0.0	92	415794	19.4	
18 Trichlorofluoromethane	101	2.505	2.505	0.0	84	597175	19.9	
19 Ethyl ether	59	2.718	2.718	0.0	87	351096	25.4	
20 Acrolein	56	2.837	2.837	0.0	88	245541	75.8	
22 Acetone	43	2.967	2.955	0.012	40	167585	33.3	
23 1,1,2-Trichloro-1,2,2-trifluoroe	101	2.955	2.955	0.0	56	436363	21.9	
21 1,1-Dichloroethene	61	2.955	2.955	0.0	89	829815	21.8	
24 Iodomethane	142	3.109	3.109	0.0	96	755462	21.0	
26 Carbon disulfide	76	3.156	3.144	0.012	98	1639079	21.6	
27 Acetonitrile	41	3.203	3.192	0.011	93	139423	58.7	
28 Methyl acetate	43	3.227	3.227	0.0	97	258939	18.1	
30 Methylene Chloride	49	3.369	3.369	0.0	82	645315	20.7	
31 2-Methyl-2-propanol	59	3.393	3.393	0.0	96	581648	322.2	
32 Acrylonitrile	53	3.523	3.523	0.0	99	440397	58.2	
34 Methyl tert-butyl ether	73	3.547	3.547	0.0	88	1128290	19.5	
33 trans-1,2-Dichloroethene	61	3.558	3.547	0.011	90	592939	20.3	
35 Hexane	57	3.771	3.771	0.0	88	386606	23.4	
36 1,1-Dichloroethane	63	3.902	3.902	0.0	99	707631	20.9	
37 Vinyl acetate	86	3.925	3.925	0.0	96	99244	23.7	
38 Isopropyl ether	87	3.937	3.937	0.0	87	364139	23.5	

Compound	Sig	RT	EXP RT	DLT RT	Q	Response	On-Col Amt ug/l	Flags
42 cis-1,2-Dichloroethene	61	4.375	4.375	0.0	68	555099	20.3	
43 2,2-Dichloropropane	77	4.387	4.375	0.012	55	237097	21.4	
41 2-Butanone (MEK)	72	4.375	4.387	-0.012	59	82507	38.9	
47 Chlorobromomethane	49	4.576	4.576	0.0	78	318676	21.6	
48 Tetrahydrofuran	42	4.612	4.612	0.0	83	97445	18.8	
49 Chloroform	83	4.623	4.623	0.0	81	623529	19.4	
50 1,1,1-Trichloroethane	97	4.801	4.801	0.0	93	395873	20.9	
51 Cyclohexane	56	4.860	4.860	0.0	85	528299	20.2	
52 1,1-Dichloropropene	75	4.931	4.931	0.0	94	508796	21.4	
53 Carbon tetrachloride	117	4.943	4.943	0.0	58	271475	21.2	
54 Isobutyl alcohol	41	4.978	4.978	0.0	93	359638	840.7	
55 Benzene	78	5.109	5.108	0.001	94	1645081	20.6	
56 1,2-Dichloroethane	62	5.109	5.108	0.001	87	474380	20.8	
60 Trichloroethene	130	5.641	5.641	0.0	91	393770	20.9	
63 Methylcyclohexane	55	5.807	5.807	0.0	85	349724	21.2	
62 1,2-Dichloropropane	63	5.830	5.830	0.0	92	388351	20.2	
65 Dibromomethane	174	5.937	5.937	0.0	83	224499	21.0	
67 Dichlorobromomethane	83	6.055	6.055	0.0	97	463460	21.2	
69 2-Chloroethyl vinyl ether	63	6.292	6.292	0.0	92	236553	19.3	
70 cis-1,3-Dichloropropene	75	6.446	6.434	0.012	90	603497	20.6	
71 4-Methyl-2-pentanone (MIBK)	43	6.564	6.564	0.0	94	573735	35.6	
72 Toluene	91	6.742	6.741	0.001	90	1670929	20.8	
73 trans-1,3-Dichloropropene	75	6.919	6.919	0.0	88	528674	22.4	
75 1,1,2-Trichloroethane	97	7.097	7.096	0.0	86	335758	18.8	
77 Tetrachloroethene	166	7.238	7.238	0.0	91	307304	21.8	
76 1,3-Dichloropropane	76	7.250	7.250	0.0	88	654881	20.1	
78 2-Hexanone	43	7.298	7.309	-0.011	92	406643	39.3	
79 Chlorodibromomethane	129	7.463	7.463	0.0	87	308044	20.5	
123 Ethylene Dibromide	107	7.582	7.582	0.0	99	341858	20.3	
82 Chlorobenzene	112	8.019	8.019	0.0	96	1112315	20.7	
83 1,1,1,2-Tetrachloroethane	131	8.090	8.090	0.0	83	306688	22.1	
84 Ethylbenzene	106	8.114	8.114	0.0	97	538441	20.7	
10 m-Xylene & p-Xylene	106	8.221	8.221	0.0	97	1311792	40.3	
85 o-Xylene	106	8.599	8.599	0.0	91	688817	20.4	
86 Styrene	104	8.611	8.611	0.0	92	1237312	21.5	
87 Bromoform	173	8.800	8.800	0.0	95	177773	20.9	
88 Isopropylbenzene	105	8.954	8.954	0.0	93	1501061	21.2	
89 Cyclohexanone	55	9.061	9.049	0.012	87	280572	189.7	
90 1,1,2,2-Tetrachloroethane	83	9.226	9.226	0.0	98	493734	19.8	
91 Bromobenzene	156	9.262	9.262	0.0	93	423001	20.1	
92 1,2,3-Trichloropropane	110	9.286	9.286	0.0	69	156891	19.6	
93 trans-1,4-Dichloro-2-butene	53	9.286	9.286	0.0	66	225797	40.8	
94 N-Propylbenzene	120	9.345	9.357	-0.011	97	404131	21.1	
95 2-Chlorotoluene	126	9.439	9.439	0.0	96	369326	20.8	
96 1,3,5-Trimethylbenzene	105	9.522	9.522	0.0	95	1253392	20.7	
104 4-Chlorotoluene	126	9.546	9.546	0.0	98	408618	21.5	
97 tert-Butylbenzene	119	9.842	9.842	0.0	89	1097536	21.2	
98 1,2,4-Trimethylbenzene	105	9.889	9.889	0.0	70	1350572	21.5	
99 sec-Butylbenzene	105	10.055	10.055	0.0	93	1647294	22.2	
100 1,3-Dichlorobenzene	146	10.173	10.173	0.0	99	766536	20.4	
101 4-Isopropyltoluene	119	10.197	10.197	0.0	94	1464611	23.1	
102 1,4-Dichlorobenzene	146	10.268	10.268	0.0	94	793696	20.5	

Compound	Sig	RT	EXP RT	DLT RT	Q	Response	On-Col Amt ug/l	Flags
103 1,2,3-Trimethylbenzene	105	10.303	10.303	0.0	89	1391850	19.8	
105 n-Butylbenzene	91	10.599	10.599	0.0	94	1345064	23.6	
106 1,2-Dichlorobenzene	146	10.635	10.634	0.001	97	777193	20.0	
107 1,2-Dibromo-3-Chloropropane	157	11.404	11.404	0.0	75	86295	21.7	
109 1,2,4-Trichlorobenzene	180	12.244	12.244	0.0	91	513799	23.2	
110 Hexachlorobutadiene	225	12.409	12.409	0.0	96	207764	21.2	
111 Naphthalene	128	12.492	12.492	0.0	97	1336286	20.2	
112 1,2,3-Trichlorobenzene	180	12.753	12.753	0.0	93	481520	23.0	
S 145 Trihalomethanes, Total	1				0		82.1	
S 11 1,2-Dichloroethene, Total	96				0		40.7	
S 114 Xylenes, Total	106				0		60.6	

Report Date: 19-Mar-2013 22:02:46 Chrom Revision: 2.0 01-Feb-2013 10:03:10

TestAmerica Canton

Data File: \\Ncchrom\ChromData\A3UX12\20130319-18085.b\UX129110.D

Injection Date: 19-Mar-2013 21:32:30 Limit Group: MSV 8260DOD ICAL

Client ID: Instrument ID: A3UX12

Lims Batch ID: 78761 Lims Sample ID: 9

Operator ID: 1904 Purge Vol: 5.000 mL

Column Type: DB-624 Column Dia: 0.18 mm

Y Scaling: Method Defined: Scale to the Nth Largest Target: 2

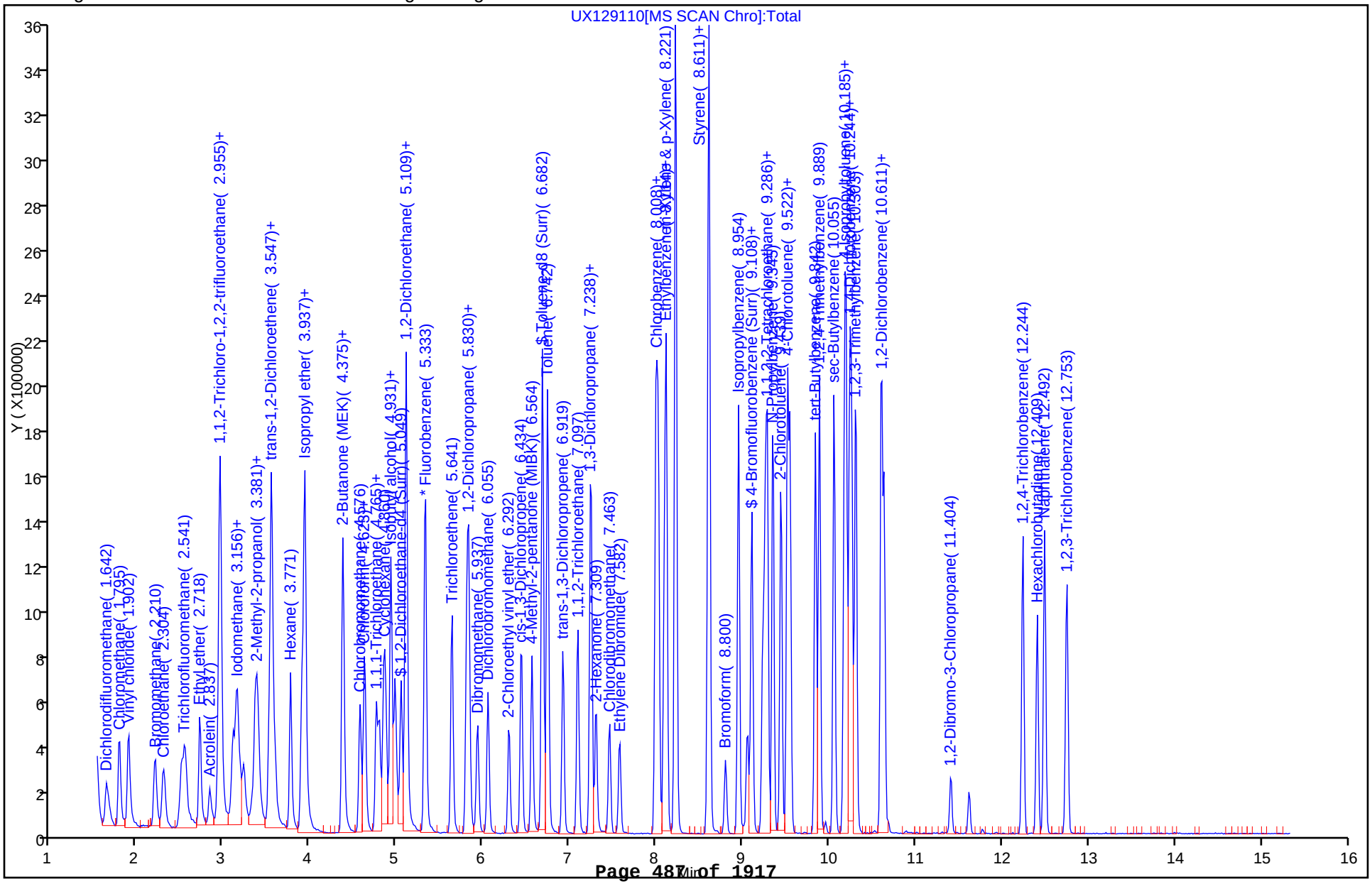

FORM VII
GC/MS VOA CONTINUING CALIBRATION DATA

Lab Name: TestAmerica Canton Job No.: 240-21987-1

SDG No.:

Lab Sample ID: CCV 240-79725/2 Calibration Date: 03/28/2013 09:36

Instrument ID: A3UX12 Calib Start Date: 03/19/2013 18:52

GC Column: DB-624 ID: 0.18(mm) Calib End Date: 03/19/2013 21:04

Lab File ID: UX129315.D Conc. Units: ng/uL Heated Purge: (Y/N) N

ANALYTE	CURVE TYPE	AVE RRF	RRF	MIN RRF	CALC AMOUNT	SPIKE AMOUNT	%D	MAX %D
Dichlorodifluoromethane	Ave	0.2894	0.3199	0.1000	0.0221	0.0200	10.5	20.0
Chloromethane	Ave	0.3759	0.3662	0.1000	0.0195	0.0200	-2.6	20.0
Vinyl chloride	Ave	0.3817	0.3717	0.1000	0.0195	0.0200	-2.6	20.0
Bromomethane	Ave	0.2337	0.2219	0.0500	0.0190	0.0200	-5.1	20.0
Chloroethane	Ave	0.2617	0.2516	0.0500	0.0192	0.0200	-3.9	20.0
Trichlorofluoromethane	Lin1		0.3592	0.1000	0.0197	0.0200	-1.6	20.0
Acrolein	Ave	0.0394	0.0346		0.175	0.200	-12.3	20.0
1,1,2-Trichloro-1,2,2-trifluoroethane	Ave	0.2423	0.2252	0.0500	0.0186	0.0200	-7.1	20.0
1,1-Dichloroethene	Ave	0.4640	0.4289	0.1000	0.0185	0.0200	-7.6	20.0
Acetone	Lin1		0.0562	0.0500	0.0368	0.0400	-7.9	20.0
Iodomethane	Ave	0.4375	0.4067		0.0186	0.0200	-7.0	20.0
Carbon disulfide	Ave	0.9264	0.8577	0.1000	0.0185	0.0200	-7.4	20.0
Acetonitrile	Ave	0.0290	0.0274		0.189	0.200	-5.5	20.0
Methyl acetate	Ave	0.1739	0.1487	0.1000	0.0342	0.0400	-14.5	20.0
Methylene Chloride	Lin1		0.3622	0.1000	0.0191	0.0200	-4.7	20.0
2-Methyl-2-propanol	Qua		0.0143		0.262	0.400	-34.6*	20.0
Acrylonitrile	Ave	0.0921	0.0864		0.0375	0.0400	-6.2	20.0
Methyl tert-butyl ether	Ave	0.7052	0.6295	0.1000	0.0179	0.0200	-10.7	20.0
trans-1,2-Dichloroethene	Ave	0.3553	0.3397	0.1000	0.0191	0.0200	-4.4	20.0
1,1-Dichloroethane	Ave	0.4129	0.4054	0.1000	0.0196	0.0200	-1.8	20.0
Vinyl acetate	Lin1		0.0455		0.0179	0.0200	-10.5	20.0
2,2-Dichloropropane	Ave	0.1352	0.1479		0.0219	0.0200	9.4	20.0
2-Butanone (MEK)	Lin		0.0251*	0.0500	0.0388	0.0400	-3.1	20.0
cis-1,2-Dichloroethene	Ave	0.3326	0.3283	0.1000	0.0197	0.0200	-1.3	20.0
Bromochloromethane	Ave	0.1793	0.1853		0.0207	0.0200	3.3	20.0
Chloroform	Ave	0.3905	0.3700	0.2000	0.0190	0.0200	-5.2	20.0
1,1,1-Trichloroethane	Ave	0.2307	0.2595	0.1000	0.0225	0.0200	12.5	20.0
Cyclohexane	Ave	0.3188	0.3022	0.1000	0.0190	0.0200	-5.2	20.0
1,1-Dichloropropene	Ave	0.2891	0.2939		0.0203	0.0200	1.6	20.0
Carbon tetrachloride	Ave	0.1556	0.1935	0.1000	0.0249	0.0200	24.4*	20.0
1,2-Dichloroethane	Ave	0.2780	0.2795	0.1000	0.0201	0.0200	0.5	20.0
Benzene	Ave	0.9750	0.9420	0.5000	0.0193	0.0200	-3.4	20.0
Trichloroethene	Ave	0.2297	0.2153	0.2000	0.0188	0.0200	-6.2	20.0
Methylcyclohexane	Ave	0.2013	0.1956	0.1000	0.0194	0.0200	-2.9	20.0
1,2-Dichloropropane	Ave	0.2342	0.2221	0.1000	0.0190	0.0200	-5.2	20.0
Dibromomethane	Ave	0.1301	0.1248		0.0192	0.0200	-4.0	20.0
Bromodichloromethane	Ave	0.2659	0.2660	0.1000	0.0200	0.0200	0.0	20.0
cis-1,3-Dichloropropene	Ave	0.3562	0.3412	0.1500	0.0192	0.0200	-4.2	20.0
4-Methyl-2-pentanone (MIBK)	Ave	0.1962	0.1731	0.0500	0.0353	0.0400	-11.8	20.0
Toluene	Ave	1.283	1.301	0.4000	0.0203	0.0200	1.4	20.0

FORM VII
GC/MS VOA CONTINUING CALIBRATION DATA

Lab Name: TestAmerica Canton Job No.: 240-21987-1

SDG No.:

Lab Sample ID: CCV 240-79725/2 Calibration Date: 03/28/2013 09:36

Instrument ID: A3UX12 Calib Start Date: 03/19/2013 18:52

GC Column: DB-624 ID: 0.18(mm) Calib End Date: 03/19/2013 21:04

Lab File ID: UX129315.D Conc. Units: ng/uL Heated Purge: (Y/N) N

ANALYTE	CURVE TYPE	AVE RRF	RRF	MIN RRF	CALC AMOUNT	SPIKE AMOUNT	%D	MAX %D
trans-1,3-Dichloropropene	Ave	0.3767	0.3897	0.1000	0.0207	0.0200	3.5	20.0
1,1,2-Trichloroethane	Ave	0.2849	0.2578	0.1000	0.0181	0.0200	-9.5	20.0
Tetrachloroethene	Ave	0.2251	0.2392	0.2000	0.0212	0.0200	6.2	20.0
1,3-Dichloropropane	Ave	0.5207	0.5208		0.0200	0.0200	0.0	20.0
2-Hexanone	Ave	0.1652	0.1663	0.0500	0.0403	0.0400	0.7	20.0
Dibromochloromethane	Ave	0.2395	0.2431		0.0203	0.0200	1.5	20.0
1,2-Dibromoethane	Ave	0.2690	0.2581		0.0192	0.0200	-4.0	20.0
Chlorobenzene	Ave	0.8562	0.8513	0.3000	0.0199	0.0200	-0.6	20.0
1,1,1,2-Tetrachloroethane	Ave	0.2213	0.2422		0.0219	0.0200	9.4	20.0
Ethylbenzene	Ave	0.4148	0.4145		0.0200	0.0200	-0.0	20.0
m-Xylene & p-Xylene	Ave	0.5198	0.5157		0.0397	0.0400	-0.8	20.0
o-Xylene	Ave	0.5397	0.5286		0.0196	0.0200	-2.0	20.0
Styrene	Ave	0.9166	0.9701	0.3000	0.0212	0.0200	5.8	20.0
Bromoform	Ave	0.1356	0.1327	0.1000	0.0196	0.0200	-2.1	20.0
Isopropylbenzene	Ave	1.132	1.186	0.1000	0.0210	0.0200	4.8	20.0
1,1,2,2-Tetrachloroethane	Ave	0.8383	0.7662	0.3000	0.0183	0.0200	-8.6	20.0
Bromobenzene	Ave	0.7071	0.6620		0.0187	0.0200	-6.4	20.0
1,2,3-Trichloropropane	Ave	0.2700	0.2443		0.0181	0.0200	-9.5	20.0
N-Propylbenzene	Ave	0.6443	0.6245		0.0194	0.0200	-3.1	20.0
2-Chlorotoluene	Ave	0.5969	0.5955		0.0200	0.0200	-0.2	20.0
1,3,5-Trimethylbenzene	Ave	2.035	2.001		0.0197	0.0200	-1.7	20.0
4-Chlorotoluene	Ave	0.6394	0.6373		0.0199	0.0200	-0.3	20.0
tert-Butylbenzene	Ave	1.738	1.822		0.0210	0.0200	4.8	20.0
1,2,4-Trimethylbenzene	Ave	2.110	2.143		0.0203	0.0200	1.6	20.0
sec-Butylbenzene	Ave	2.495	2.472		0.0198	0.0200	-0.9	20.0
1,3-Dichlorobenzene	Ave	1.267	1.220	0.6000	0.0193	0.0200	-3.7	20.0
4-Isopropyltoluene	Ave	2.129	2.128		0.0200	0.0200	-0.0	20.0
1,4-Dichlorobenzene	Ave	1.301	1.276	0.5000	0.0196	0.0200	-2.0	20.0
n-Butylbenzene	Ave	1.917	1.856		0.0194	0.0200	-3.1	20.0
1,2-Dichlorobenzene	Ave	1.305	1.216	0.4000	0.0186	0.0200	-6.8	20.0
1,2-Dibromo-3-Chloropropane	Ave	0.1341	0.1144	0.0500	0.0171	0.0200	-14.7	20.0
1,2,4-Trichlorobenzene	Ave	0.7462	0.6919	0.2000	0.0185	0.0200	-7.3	20.0
Hexachlorobutadiene	Ave	0.3296	0.2943		0.0179	0.0200	-10.7	20.0
Naphthalene	Ave	2.225	1.916		0.0172	0.0200	-13.9	20.0
1,2,3-Trichlorobenzene	Ave	0.7033	0.6050		0.0172	0.0200	-14.0	20.0
Dibromofluoromethane (Surr)	Ave	0.2177	0.2294		0.0211	0.0200	5.4	20.0
1,2-Dichloroethane-d4 (Surr)	Ave	0.2617	0.2786		0.0213	0.0200	6.5	20.0
Toluene-d8 (Surr)	Ave	1.197	1.302		0.0217	0.0200	8.7	20.0
4-Bromofluorobenzene (Surr)	Ave	0.4361	0.4661		0.0214	0.0200	6.9	20.0

Report Date: 29-Mar-2013 09:09:25 Chrom Revision: 2.0 01-Feb-2013 10:03:10

TestAmerica Canton
Target Compound Quantitation Report

Data File: \\Ncchrom\ChromData\A3UX12\20130328-18335.b\UX129315.D
Lims ID: CCVIS L4 8260 Client ID:
Inject. Date: 28-Mar-2013 09:36:30 Dil. Factor: 1.0000
Sample Type: CCVIS
Sample ID: 240-0018335-002
Misc. Info.:
Operator: 1904 Instrument ID: A3UX12
Purge Vol: 5.000 mL ALS Bottle#: 3
Lims Batch ID: 79725 Lims Sample ID: 2
Sublist: chrom-8260_12*sub7
Detector: MS SCAN

Method: \\Ncchrom\ChromData\A3UX12\20130328-18335.b\8260_12.m
Last Update: 29-Mar-2013 09:09:25 Calib Date: 19-Mar-2013 21:04:30
Quant Method: Internal Standard Quant By: Initial Calibration
Last ICal File: \\Ncchrom\ChromData\A3UX12\20130319-18085.b\UX129109.D
Limit Group: MSV 8260DOD ICAL
Integrator: RTE ID Type: Deconvolution ID
Column Type: DB-624 Column Dia: 0.18 mm
Process Host: XAWRK001

First Level Reviewer: quayler Date: 28-Mar-2013 09:56:12

Compound	Sig	RT	EXP RT	DLT RT	Q	Response	On-Col Amt ug/l	Flags
* 1 Fluorobenzene	96	5.322	5.322	0.0	98	1705438	20.0	
* 2 Chlorobenzene-d5	117	7.996	7.996	0.0	83	1258697	20.0	
* 3 1,4-Dichlorobenzene-d4	152	10.232	10.232	0.0	92	612869	20.0	
$ 5 Dibromofluoromethane (Surr)	113	4.766	4.766	0.0	54	391193	21.1	
$ 6 1,2-Dichloroethane-d4 (Surr)	65	5.050	5.050	0.0	89	475117	21.3	
$ 7 Toluene-d8 (Surr)	98	6.682	6.682	0.0	93	1638511	21.7	
$ 131 4-Bromofluorobenzene (Surr)	95	9.108	9.108	0.0	88	586687	21.4	
12 Dichlorodifluoromethane	85	1.642	1.642	0.0	86	545639	22.1	
13 Chloromethane	50	1.795	1.795	0.0	89	624521	19.5	
14 Vinyl chloride	62	1.902	1.902	0.0	82	633928	19.5	
15 Bromomethane	94	2.198	2.198	0.0	89	378392	19.0	
16 Chloroethane	64	2.304	2.304	0.0	99	429013	19.2	
18 Trichlorofluoromethane	101	2.517	2.517	0.0	86	612522	19.7	
20 Acrolein	56	2.837	2.837	0.0	94	589653	175.3	
22 Acetone	43	2.955	2.955	0.0	41	191641	36.8	
21 1,1-Dichloroethene	61	2.955	2.955	0.0	89	731471	18.5	
23 1,1,2-Trichloro-1,2,2-trifluoroe	101	2.955	2.955	0.0	55	384127	18.6	
24 Iodomethane	142	3.109	3.109	0.0	95	693615	18.6	
26 Carbon disulfide	76	3.156	3.156	0.0	98	1462811	18.5	
27 Acetonitrile	41	3.192	3.192	0.0	98	466708	189.0	
28 Methyl acetate	43	3.227	3.227	0.0	94	507208	34.2	
30 Methylene Chloride	49	3.369	3.369	0.0	80	617625	19.1	
31 2-Methyl-2-propanol	59	3.393	3.393	0.0	94	486890	261.5	
32 Acrylonitrile	53	3.523	3.523	0.0	99	294634	37.5	
34 Methyl tert-butyl ether	73	3.547	3.547	0.0	93	1073540	17.9	
33 trans-1,2-Dichloroethene	61	3.559	3.559	0.0	90	579245	19.1	
35 Hexane	57	3.772	3.772	0.0	87	319530	18.6	
36 1,1-Dichloroethane	63	3.902	3.902	0.0	100	691440	19.6	
37 Vinyl acetate	86	3.925	3.925	0.0	96	77541	17.9	

Compound	Sig	RT	EXP RT	DLT RT	Q	Response	On-Col Amt ug/l	Flags
43 2,2-Dichloropropane	77	4.375	4.375	0.0	49	252170	21.9	
41 2-Butanone (MEK)	72	4.375	4.375	0.0	63	85490	38.8	
42 cis-1,2-Dichloroethene	61	4.375	4.375	0.0	69	559844	19.7	
47 Chlorobromomethane	49	4.576	4.576	0.0	75	316068	20.7	
48 Tetrahydrofuran	42	4.612	4.612	0.0	54	92854	17.2	
49 Chloroform	83	4.624	4.624	0.0	70	631059	19.0	
50 1,1,1-Trichloroethane	97	4.801	4.801	0.0	89	442468	22.5	
51 Cyclohexane	56	4.860	4.860	0.0	84	515343	19.0	
52 1,1-Dichloropropene	75	4.931	4.931	0.0	97	501149	20.3	
53 Carbon tetrachloride	117	4.943	4.943	0.0	67	330025	24.9	
55 Benzene	78	5.109	5.109	0.0	94	1606543	19.3	
56 1,2-Dichloroethane	62	5.109	5.109	0.0	86	476654	20.1	
60 Trichloroethene	130	5.641	5.641	0.0	90	367188	18.8	
63 Methylcyclohexane	55	5.807	5.807	0.0	88	333496	19.4	
62 1,2-Dichloropropane	63	5.830	5.830	0.0	95	378684	19.0	
66 1,4-Dioxane	88	5.937	5.937	0.0	71	186071	825.8	
65 Dibromomethane	174	5.937	5.937	0.0	92	212853	19.2	
67 Dichlorobromomethane	83	6.055	6.055	0.0	97	453557	20.0	
69 2-Chloroethyl vinyl ether	63	6.292	6.292	0.0	90	508098	39.9	
70 cis-1,3-Dichloropropene	75	6.434	6.434	0.0	91	581876	19.2	
71 4-Methyl-2-pentanone (MIBK)	43	6.564	6.564	0.0	93	590415	35.3	
72 Toluene	91	6.742	6.742	0.0	91	1636961	20.3	
73 trans-1,3-Dichloropropene	75	6.919	6.919	0.0	87	490552	20.7	
74 Ethyl methacrylate	69	6.978	6.978	0.0	89	437716	18.6	
75 1,1,2-Trichloroethane	97	7.097	7.097	0.0	85	324475	18.1	
77 Tetrachloroethene	166	7.239	7.239	0.0	91	301036	21.2	
76 1,3-Dichloropropane	76	7.250	7.250	0.0	87	655471	20.0	
78 2-Hexanone	43	7.298	7.298	0.0	91	418592	40.3	
79 Chlorodibromomethane	129	7.463	7.463	0.0	85	306001	20.3	
123 Ethylene Dibromide	107	7.570	7.570	0.0	96	324915	19.2	
82 Chlorobenzene	112	8.020	8.020	0.0	94	1071545	19.9	
83 1,1,1,2-Tetrachloroethane	131	8.091	8.091	0.0	81	304842	21.9	
84 Ethylbenzene	106	8.114	8.114	0.0	98	521770	20.0	
10 m-Xylene & p-Xylene	106	8.221	8.221	0.0	96	1298282	39.7	
85 o-Xylene	106	8.599	8.599	0.0	90	665365	19.6	
86 Styrene	104	8.611	8.611	0.0	93	1221074	21.2	
87 Bromoform	173	8.801	8.801	0.0	92	167075	19.6	
88 Isopropylbenzene	105	8.954	8.954	0.0	95	1492339	21.0	
90 1,1,2,2-Tetrachloroethane	83	9.227	9.227	0.0	91	469552	18.3	
91 Bromobenzene	156	9.262	9.262	0.0	89	405697	18.7	
92 1,2,3-Trichloropropane	110	9.286	9.286	0.0	69	149699	18.1	
93 trans-1,4-Dichloro-2-butene	53	9.286	9.286	0.0	58	96192	16.9	
94 N-Propylbenzene	120	9.345	9.345	0.0	97	382732	19.4	
95 2-Chlorotoluene	126	9.440	9.440	0.0	96	364954	20.0	
96 1,3,5-Trimethylbenzene	105	9.511	9.511	0.0	74	1226375	19.7	
104 4-Chlorotoluene	126	9.546	9.546	0.0	97	390604	19.9	
97 tert-Butylbenzene	119	9.842	9.842	0.0	82	1116889	21.0	
98 1,2,4-Trimethylbenzene	105	9.889	9.889	0.0	95	1313479	20.3	
99 sec-Butylbenzene	105	10.055	10.055	0.0	93	1514822	19.8	
100 1,3-Dichlorobenzene	146	10.173	10.173	0.0	99	747571	19.3	
101 4-Isopropyltoluene	119	10.197	10.197	0.0	95	1303936	20.0	
102 1,4-Dichlorobenzene	146	10.256	10.256	0.0	89	781772	19.6	

Compound	Sig	RT	EXP RT	DLT RT	Q	Response	On-Col Amt ug/l	Flags
105 n-Butylbenzene	91	10.599	10.599	0.0	94	1137742	19.4	
106 1,2-Dichlorobenzene	146	10.635	10.635	0.0	98	745469	18.6	
107 1,2-Dibromo-3-Chloropropane	157	11.404	11.404	0.0	70	70108	17.1	
108 1,3,5-Trichlorobenzene	180	11.617	11.617	0.0	96	480294	19.3	
109 1,2,4-Trichlorobenzene	180	12.244	12.244	0.0	92	424047	18.5	
110 Hexachlorobutadiene	225	12.410	12.410	0.0	94	180363	17.9	
111 Naphthalene	128	12.492	12.492	0.0	97	1174213	17.2	
112 1,2,3-Trichlorobenzene	180	12.753	12.753	0.0	94	370787	17.2	
S 145 Trihalomethanes, Total	1				0		78.8	
S 11 1,2-Dichloroethene, Total	96				0		38.9	
S 9 1,3-Dichloropropene, Total	75				0		39.8	
S 114 Xylenes, Total	106				0		59.3	

Report Date: 29-Mar-2013 09:09:25 Chrom Revision: 2.0 01-Feb-2013 10:03:10

TestAmerica Canton

Data File:	\\Ncchrom\ChromData\A3UX12\20130328-18335.b\UX129315.D		
Injection Date:	28-Mar-2013 09:36:30	Limit Group:	MSV 8260DOD ICAL
Client ID:		Instrument ID:	A3UX12
Lims Batch ID:	79725	Lims Sample ID:	2
Operator ID:	1904	Purge Vol:	5.000 mL
Column Type:	DB-624	Column Dia:	0.18 mm

Y Scaling: Method Defined: Scale to the Nth Largest Target: 2

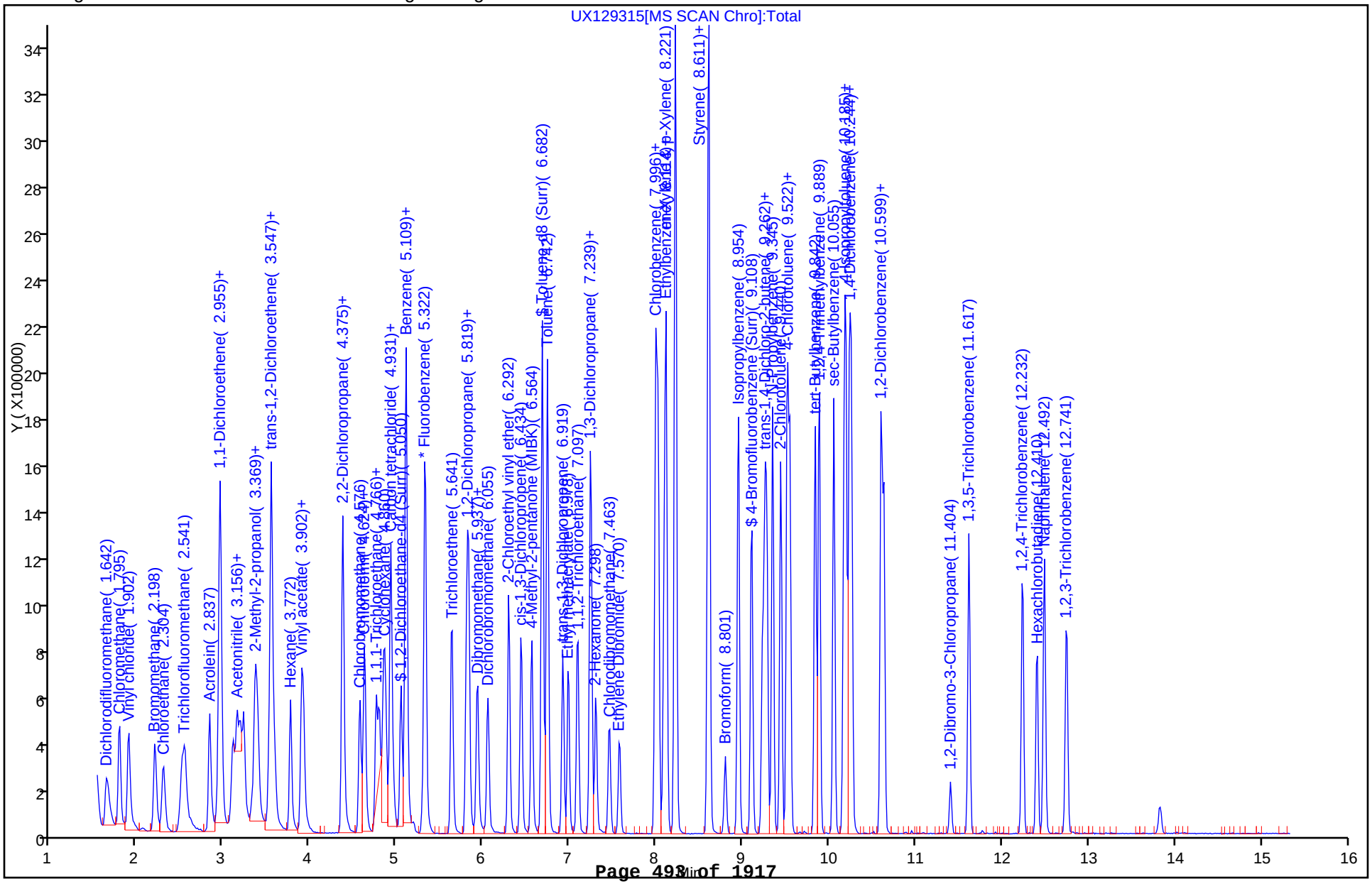

FORM VII
GC/MS VOA CONTINUING CALIBRATION DATA

Lab Name: TestAmerica Canton Job No.: 240-21987-1

SDG No.:

Lab Sample ID: LODV 240-79725/16 Calibration Date: 03/28/2013 15:19

Instrument ID: A3UX12 Calib Start Date: 03/19/2013 18:52

GC Column: DB-624 ID: 0.18(mm) Calib End Date: 03/19/2013 21:04

Lab File ID: UX129328.D Conc. Units: ng/uL Heated Purge: (Y/N) N

ANALYTE	CURVE TYPE	AVE RRF	RRF	MIN RRF	CALC AMOUNT	SPIKE AMOUNT	%D	MAX %D
Dichlorodifluoromethane	Ave	0.2894			0.000623	0.000500		
Chloromethane	Ave	0.3759			0.000504	0.000500		
Vinyl chloride	Ave	0.3817			0.000574	0.000500		
Bromomethane	Ave	0.2337			0.000573	0.000500		
Chloroethane	Ave	0.2617			0.000554	0.000500		
Trichlorofluoromethane	Lin1				0.000846	0.000500		
Acrolein	Ave	0.0394			0.00367	0.00500		
1,1,2-Trichloro-1,2,2-trifluoroethane	Ave	0.2423			0.000762	0.000500		
1,1-Dichloroethene	Ave	0.4640			0.000897	0.000500		
Acetone	Lin1				0.00327	0.00500		
Iodomethane	Ave	0.4375			0.000828	0.000500		
Carbon disulfide	Ave	0.9264			0.000838	0.000500		
Acetonitrile	Ave	0.0290			0.00490	0.00500		
Methyl acetate	Ave	0.1739			0.00121	0.00100		
Methylene Chloride	Lin1				0.00152	0.000500		
2-Methyl-2-propanol	Qua				0.0360	0.0100		
Methyl tert-butyl ether	Ave	0.7052			0.000778	0.000500		
trans-1,2-Dichloroethene	Ave	0.3553			0.000852	0.000500		
Hexane	Ave	0.2010				0.000500		
1,1-Dichloroethane	Ave	0.4129			0.000926	0.000500		
Vinyl acetate	Lin1				0.000998	0.000500		
2,2-Dichloropropane	Ave	0.1352			0.00101	0.000500		
2-Butanone (MEK)	Lin				0.00300	0.00500		
cis-1,2-Dichloroethene	Ave	0.3326			0.000810	0.000500		
Bromochloromethane	Ave	0.1793			0.00115	0.000500		
Chloroform	Ave	0.3905			0.000826	0.000500		
1,1,1-Trichloroethane	Ave	0.2307			0.00109	0.000500		
Cyclohexane	Ave	0.3188			0.000754	0.000500		
1,1-Dichloropropene	Ave	0.2891			0.000950	0.000500		
Carbon tetrachloride	Ave	0.1556			0.000914	0.000500		

FORM VII
GC/MS VOA CONTINUING CALIBRATION DATA

Lab Name: TestAmerica Canton Job No.: 240-21987-1

SDG No.:

Lab Sample ID: LODV 240-79725/16 Calibration Date: 03/28/2013 15:19

Instrument ID: A3UX12 Calib Start Date: 03/19/2013 18:52

GC Column: DB-624 ID: 0.18(mm) Calib End Date: 03/19/2013 21:04

Lab File ID: UX129328.D Conc. Units: ng/uL Heated Purge: (Y/N) N

ANALYTE	CURVE TYPE	AVE RRF	RRF	MIN RRF	CALC AMOUNT	SPIKE AMOUNT	%D	MAX %D
Benzene	Ave	0.9750			0.000856	0.000500		
1,2-Dichloroethane	Ave	0.2780			0.000953	0.000500		
Trichloroethene	Ave	0.2297			0.00104	0.000500		
Methylcyclohexane	Ave	0.2013			0.000788	0.000500		
1,2-Dichloropropane	Ave	0.2342			0.000871	0.000500		
1,4-Dioxane	Ave	0.0026				0.0250		
Dibromomethane	Ave	0.1301			0.000829	0.000500		
Bromodichloromethane	Ave	0.2659			0.000828	0.000500		
2-Chloroethyl vinyl ether	Ave	0.1494				0.00100		
cis-1,3-Dichloropropene	Ave	0.3562			0.000713	0.000500		
4-Methyl-2-pentanone (MIBK)	Ave	0.1962			0.00384	0.00500		
Toluene	Ave	1.283			0.000944	0.000500		
trans-1,3-Dichloropropene	Ave	0.3767			0.000919	0.000500		
Ethyl methacrylate	Ave	0.3740				0.000500		
1,1,2-Trichloroethane	Ave	0.2849			0.000940	0.000500		
Tetrachloroethene	Ave	0.2251			0.00106	0.000500		
1,3-Dichloropropane	Ave	0.5207			0.000955	0.000500		
2-Hexanone	Ave	0.1652			0.00436	0.00500		
Dibromochloromethane	Ave	0.2395			0.000755	0.000500		
1,2-Dibromoethane	Ave	0.2690			0.000857	0.000500		
Chlorobenzene	Ave	0.8562			0.000872	0.000500		
1,1,1,2-Tetrachloroethane	Ave	0.2213			0.000748	0.000500		
Ethylbenzene	Ave	0.4148			0.00100	0.000500		
m-Xylene & p-Xylene	Ave	0.5198			0.00176	0.00100		
o-Xylene	Ave	0.5397			0.000901	0.000500		
Styrene	Ave	0.9166			0.000843	0.000500		
Bromoform	Ave	0.1356			0.000737	0.000500		
Isopropylbenzene	Ave	1.132			0.000870	0.000500		
1,1,2,2-Tetrachloroethane	Ave	0.8383			0.000873	0.000500		
Bromobenzene	Ave	0.7071			0.000950	0.000500		

FORM VII
GC/MS VOA CONTINUING CALIBRATION DATA

Lab Name: TestAmerica Canton Job No.: 240-21987-1

SDG No.:

Lab Sample ID: LODV 240-79725/16 Calibration Date: 03/28/2013 15:19

Instrument ID: A3UX12 Calib Start Date: 03/19/2013 18:52

GC Column: DB-624 ID: 0.18(mm) Calib End Date: 03/19/2013 21:04

Lab File ID: UX129328.D Conc. Units: ng/uL Heated Purge: (Y/N) N

ANALYTE	CURVE TYPE	AVE RRF	RRF	MIN RRF	CALC AMOUNT	SPIKE AMOUNT	%D	MAX %D
trans-1,4-Dichloro-2-butene	Ave	0.1862				0.000500		
1,2,3-Trichloropropane	Ave	0.2700			0.000695	0.000500		
N-Propylbenzene	Ave	0.6443			0.000789	0.000500		
2-Chlorotoluene	Ave	0.5969			0.000834	0.000500		
1,3,5-Trimethylbenzene	Ave	2.035			0.000912	0.000500		
4-Chlorotoluene	Ave	0.6394			0.000873	0.000500		
tert-Butylbenzene	Ave	1.738			0.00105	0.000500		
1,2,4-Trimethylbenzene	Ave	2.110			0.000891	0.000500		
sec-Butylbenzene	Ave	2.495			0.000959	0.000500		
1,3-Dichlorobenzene	Ave	1.267			0.000807	0.000500		
4-Isopropyltoluene	Ave	2.129			0.000858	0.000500		
1,4-Dichlorobenzene	Ave	1.301			0.000990	0.000500		
n-Butylbenzene	Ave	1.917			0.000916	0.000500		
1,2-Dichlorobenzene	Ave	1.305			0.000862	0.000500		
1,2-Dibromo-3-Chloropropane	Ave	0.1341			0.000750	0.000500		
1,3,5-Trichlorobenzene	Ave	0.8113				0.000500		
1,2,4-Trichlorobenzene	Ave	0.7462			0.000850	0.000500		
Hexachlorobutadiene	Ave	0.3296			0.00126	0.000500		
Naphthalene	Ave	2.225			0.000793	0.000500		
1,2,3-Trichlorobenzene	Ave	0.7033			0.00105	0.000500		
Acrylonitrile	Ave	0.0921			0.00200	0.00100		
Tetrahydrofuran	Lin1					0.000500		
Dibromofluoromethane (Surr)	Ave	0.2177			0.0214	0.0200	107	85-115
1,2-Dichloroethane-d4 (Surr)	Ave	0.2617			0.0205	0.0200	103	70-120
Toluene-d8 (Surr)	Ave	1.197			0.0222	0.0200	111	85-120
4-Bromofluorobenzene (Surr)	Ave	0.4361			0.0219	0.0200	109	75-120

TestAmerica Canton
Target Compound Quantitation Report

Data File:	\\Ncchrom\ChromData\A3UX12\20130328-18335.b\UX129328.D		
Lims ID:	LODV	Client ID:	
Inject. Date:	28-Mar-2013 15:19:30	Dil. Factor:	1.0000
Sample Type:	LODV		
Sample ID:	240-0018335-016		
Misc. Info.:			
Operator:	1904	Instrument ID:	A3UX12
Purge Vol:	5.000 mL	ALS Bottle#:	16
Lims Batch ID:	79725	Lims Sample ID:	16
Detector:	MS SCAN		
Method:	\\Ncchrom\ChromData\A3UX12\20130328-18335.b\8260_12.m		
Last Update:	29-Mar-2013 09:09:26	Calib Date:	19-Mar-2013 21:04:30
Quant Method:	Internal Standard	Quant By:	Initial Calibration
Last ICal File:	\\Ncchrom\ChromData\A3UX12\20130319-18085.b\UX129109.D		
Limit Group:	MSV 8260DOD ICAL		
Integrator:	RTE	ID Type:	Deconvolution ID
Column Type:	DB-624	Column Dia:	0.18 mm
Process Host:	XAWRK001		

Compound	Sig	RT	EXP RT	DLT RT	Q	Response	On-Col Amt ug/l	Flags
* 1 Fluorobenzene	96	5.333	5.334	-0.001	99	1622902	20.0	
* 2 Chlorobenzene-d5	117	7.996	7.996	0.0	84	1181923	20.0	
* 3 1,4-Dichlorobenzene-d4	152	10.232	10.232	0.0	96	547964	20.0	
$ 4 BFB	95	4.375	3.805	0.570	0	870	0	
$ 5 Dibromofluoromethane (Surr)	113	4.765	4.766	-0.001	58	377733	21.4	
$ 6 1,2-Dichloroethane-d4 (Surr)	65	5.049	5.050	-0.001	89	435501	20.5	
$ 7 Toluene-d8 (Surr)	98	6.682	6.682	0.0	83	1572282	22.2	
$ 131 4-Bromofluorobenzene (Surr)	95	9.108	9.108	0.0	86	563904	21.9	
137 Benzyl chloride	126		0.000					
149 1,3-Diethylbenzene TIC	1		0.000					
143 1,4-Dichlorobutane	1		0.000					
147 C6-C12	1		0.000					
146 Butyl Methacrylate TIC	1		0.000					
148 C6-C10	1		0.000					
142 Chlorodifluoromethane TIC	1		0.000					
12 Dichlorodifluoromethane	85	1.630	1.642	-0.012	26	14641	0.6234	
13 Chloromethane	50	1.795	1.795	0.0	67	15377	0.5041	
14 Vinyl chloride	62	1.890	1.902	-0.012	48	17791	0.5743	
15 Bromomethane	94	2.210	2.198	0.012	39	10867	0.5730	
16 Chloroethane	64	2.316	2.304	0.012	25	11767	0.5541	
17 Dichlorofluoromethane	67		2.458					
18 Trichlorofluoromethane	101	2.517	2.517	0.0	9	17718	0.8459	
19 Ethyl ether	59		2.718					9
20 Acrolein	56	2.837	2.837	0.0	51	11753	3.67	
25 Methylal	45		2.856					
22 Acetone	43	2.955	2.955	0.0	54	22401	3.27	
21 1,1-Dichloroethene	61	2.955	2.955	0.0	73	33781	0.8972	
23 1,1,2-Trichloro-1,2,2-trifluoroe	101	2.943	2.955	-0.012	15	14978	0.7617	
24 Iodomethane	142	3.097	3.109	-0.012	79	29385	0.8278	
26 Carbon disulfide	76	3.156	3.156	0.0	85	62987	0.8379	
27 Acetonitrile	41	3.204	3.192	0.012	75	11501	4.90	
28 Methyl acetate	43	3.227	3.227	0.0	88	17073	1.21	

Compound	Sig	RT	EXP RT	DLT RT	Q	Response	On-Col Amt ug/l	Flags
29 3-Chloro-1-propene	76		3.227					9
30 Methylene Chloride	49	3.369	3.369	0.0	79	62050	1.52	
31 2-Methyl-2-propanol	59	3.405	3.393	0.012	82	19895	36.0	
32 Acrylonitrile	53		3.523					9
34 Methyl tert-butyl ether	73	3.547	3.547	0.0	78	44494	0.7775	
33 trans-1,2-Dichloroethene	61	3.547	3.559	-0.012	41	24571	0.8522	
35 Hexane	57	3.771	3.772	-0.001	72	12145	0.7446	
36 1,1-Dichloroethane	63	3.902	3.902	0.0	90	31044	0.9265	
37 Vinyl acetate	86	3.925	3.925	0.0	43	2300	1.00	
38 Isopropyl ether	87		3.937					
39 2-Chloro-1,3-butadiene	53		3.973					
40 Tert-butyl ethyl ether	59		4.233					
42 cis-1,2-Dichloroethene	61	4.375	4.375	0.0	71	21869	0.8103	
43 2,2-Dichloropropane	77	4.375	4.375	0.0	33	11085	1.01	
41 2-Butanone (MEK)	72	4.375	4.375	0.0	86	7656	3.00	
45 Ethyl acetate	43		4.411					9
44 Propionitrile	54		4.434					
46 Methacrylonitrile	41		4.553					9
47 Chlorobromomethane	49	4.564	4.576	-0.012	61	16764	1.15	
48 Tetrahydrofuran	42		4.612					
49 Chloroform	83	4.623	4.624	-0.001	63	26169	0.8259	
50 1,1,1-Trichloroethane	97	4.789	4.801	-0.012	49	20349	1.09	
51 Cyclohexane	56	4.848	4.860	-0.012	41	19509	0.7541	
52 1,1-Dichloropropene	75	4.931	4.931	0.0	75	22285	0.9499	
53 Carbon tetrachloride	117	4.931	4.943	-0.012	27	11540	0.9139	
54 Isobutyl alcohol	41		4.979					9
55 Benzene	78	5.109	5.109	0.0	90	67723	0.8560	
56 1,2-Dichloroethane	62	5.120	5.109	0.011	38	21494	0.9528	
57 Tert-amyl methyl ether	73		5.180					9
58 n-Heptane	100		5.298					
59 n-Butanol	56		5.535					
61 Ethyl acrylate	55		5.605					
60 Trichloroethene	130	5.641	5.641	0.0	63	19294	1.04	
63 Methylcyclohexane	55	5.807	5.807	0.0	60	12878	0.7883	
62 1,2-Dichloropropane	63	5.830	5.830	0.0	71	16561	0.8715	
64 Methyl methacrylate	41	5.819	5.890	-0.071	33	17102	1.20	
66 1,4-Dioxane	88	5.937	5.937	0.0	19	8580	40.0	
65 Dibromomethane	174	5.937	5.937	0.0	68	8751	0.8291	
67 Dichlorobromomethane	83	6.055	6.055	0.0	65	17860	0.8279	
68 2-Nitropropane	41		6.245					
69 2-Chloroethyl vinyl ether	63	6.292	6.292	0.0	36	8995	0.7418	
70 cis-1,3-Dichloropropene	75	6.446	6.434	0.012	55	20618	0.7133	
71 4-Methyl-2-pentanone (MIBK)	43	6.564	6.564	0.0	87	61079	3.84	
72 Toluene	91	6.742	6.742	0.0	87	71590	0.9442	
73 trans-1,3-Dichloropropene	75	6.931	6.919	0.012	65	20452	0.9187	
74 Ethyl methacrylate	69	6.990	6.978	0.012	73	18343	0.8299	
75 1,1,2-Trichloroethane	97	7.085	7.097	-0.012	56	15822	0.9398	
77 Tetrachloroethene	166	7.239	7.239	0.0	50	14150	1.06	
76 1,3-Dichloropropane	76	7.250	7.250	0.0	64	29383	0.9550	
80 Tetrahydrothiophene	60		7.255					
78 2-Hexanone	43	7.310	7.298	0.012	90	42573	4.36	
136 n-Butyl acetate	43		7.404					9

Compound	Sig	RT	EXP RT	DLT RT	Q	Response	On-Col Amt ug/l	Flags
79 Chlorodibromomethane	129	7.463	7.463	0.0	30	10679	0.7546	
123 Ethylene Dibromide	107	7.570	7.570	0.0	56	13622	0.8570	
81 1-Chlorohexane	91		7.996					9
82 Chlorobenzene	112	8.020	8.020	0.0	60	44143	0.8724	
83 1,1,1,2-Tetrachloroethane	131	8.091	8.091	0.0	60	9780	0.7479	
84 Ethylbenzene	106	8.114	8.114	0.0	89	24509	1.00	
10 m-Xylene & p-Xylene	106	8.221	8.221	0.0	93	54082	1.76	
85 o-Xylene	106	8.599	8.599	0.0	86	28740	0.9011	
86 Styrene	104	8.611	8.611	0.0	83	45664	0.8430	
87 Bromoform	173	8.800	8.801	-0.001	25	5908	0.7370	
88 Isopropylbenzene	105	8.954	8.954	0.0	82	58170	0.8699	
89 Cyclohexanone	55		9.049					
90 1,1,2,2-Tetrachloroethane	83	9.226	9.227	-0.001	77	20045	0.8727	
91 Bromobenzene	156	9.262	9.262	0.0	86	18398	0.9496	
92 1,2,3-Trichloropropane	110	9.286	9.286	0.0	45	5142	0.6952	
93 trans-1,4-Dichloro-2-butene	53	9.274	9.286	-0.012	1	2725	0.5341	
94 N-Propylbenzene	120	9.357	9.345	0.012	86	13931	0.7892	
95 2-Chlorotoluene	126	9.439	9.440	-0.001	83	13635	0.8338	
96 1,3,5-Trimethylbenzene	105	9.510	9.511	-0.001	62	50882	0.9124	
104 4-Chlorotoluene	126	9.546	9.546	0.0	77	15288	0.8726	
97 tert-Butylbenzene	119	9.842	9.842	0.0	71	49935	1.05	
98 1,2,4-Trimethylbenzene	105	9.889	9.889	0.0	55	51509	0.8911	
99 sec-Butylbenzene	105	10.055	10.055	0.0	54	65572	0.9594	
100 1,3-Dichlorobenzene	146	10.173	10.173	0.0	72	28029	0.8073	
101 4-Isopropyltoluene	119	10.197	10.197	0.0	68	50043	0.8578	
102 1,4-Dichlorobenzene	146	10.256	10.256	0.0	39	35286	0.9897	
103 1,2,3-Trimethylbenzene	105		10.303					
105 n-Butylbenzene	91	10.599	10.599	0.0	84	48088	0.9157	
106 1,2-Dichlorobenzene	146	10.635	10.635	0.0	76	30805	0.8618	
107 1,2-Dibromo-3-Chloropropane	157	11.404	11.404	0.0	1	2756	0.7502	
108 1,3,5-Trichlorobenzene	180	11.617	11.617	0.0	54	19023	0.8558	
109 1,2,4-Trichlorobenzene	180	12.244	12.244	0.0	57	17377	0.8500	
110 Hexachlorobutadiene	225	12.410	12.410	0.0	57	11422	1.26	
111 Naphthalene	128	12.492	12.492	0.0	80	48312	0.7926	
112 1,2,3-Trichlorobenzene	180	12.753	12.753	0.0	56	20165	1.05	
113 2-Methylnaphthalene	142		13.830					
S 145 Trihalomethanes, Total	1				0		3.15	
S 11 1,2-Dichloroethene, Total	96				0		1.66	
S 9 1,3-Dichloropropene, Total	75				0		1.63	
S 114 Xylenes, Total	106				0		2.66	
T 144 Hexachloroethane TIC	166		10.910					1

QC Flag Legend

Processing Flags
1 - Missing Peaks
9 - Failed A Reference Spectral Test

Report Date: 29-Mar-2013 09:30:13 Chrom Revision: 2.0 01-Feb-2013 10:03:10

TestAmerica Canton

Data File:	\\Ncchrom\ChromData\A3UX12\20130328-18335.b\UX129328.D		
Injection Date:	28-Mar-2013 15:19:30	Limit Group:	MSV 8260DOD ICAL
Client ID:		Instrument ID:	A3UX12
Lims Batch ID:	79725	Lims Sample ID:	16
Operator ID:	1904	Purge Vol:	5.000 mL
Column Type:	DB-624	Column Dia:	0.18 mm

Y Scaling: Method Defined: Scale to the Nth Largest Target: 2

TestAmerica Canton
Target Compound Quantitation Report

Data File:	\\Ncchrom\ChromData\A3UX12\20130319-18085.b\BFB2145.D		
Lims ID:	BFB	Client ID:	
Inject. Date:	19-Mar-2013 17:39:30	Dil. Factor:	1.0000
Sample Type:	BFB		
Sample ID:	240-0018085-001		
Misc. Info.:			
Operator:	1904	Instrument ID:	A3UX12
Purge Vol:	5.000 mL	ALS Bottle#:	3
Lims Batch ID:	78761	Lims Sample ID:	32
Detector:	MS SCAN		
Method:	\\Ncchrom\ChromData\A3UX12\20130319-18085.b\8260_12.m		
Last Update:	20-Mar-2013 16:33:14	Calib Date:	19-Mar-2013 21:04:30
Quant Method:	Internal Standard	Quant By:	Initial Calibration
Last ICal File:	\\Ncchrom\ChromData\A3UX12\20130319-18085.b\UX129109.D		
Limit Group:	MSV 8260DOD ICAL		
Integrator:	RTE	ID Type:	Deconvolution ID
Column Type:	DB-624	Column Dia:	0.18 mm
Process Host:	XAWRK019		
First Level Reviewer: laveyt		Date:	20-Mar-2013 16:33:14

Compound	Sig	RT	EXP RT	DLT RT	Q	Response	On-Col Amt ug/l	Flags
$ 4 BFB	95	3.745	3.745	0.0	0	740484	0	8

QC Flag Legend

Processing Flags
8 - Failed MS Tune Ratio Test

Report Date: 20-Mar-2013 16:33:15 Chrom Revision: 2.0 01-Feb-2013 10:03:10

MS Tune Report

TestAmerica Canton

Data File:	\\Ncchrom\ChromData\A3UX12\20130319-18085.b\BFB2145.D		
Injection Date:	19-Mar-2013 17:39:30	Limit Group:	MSV 8260DOD ICAL
Client ID:		Instrument ID:	A3UX12
Lims Batch ID:	78761	Lims Sample ID:	32
Operator ID:	1904	Purge Vol:	5.000 mL
Column Type:	DB-624	Column Dia:	0.18 mm
Tune Method:	BFB Method 8260		

$ 4 BFB

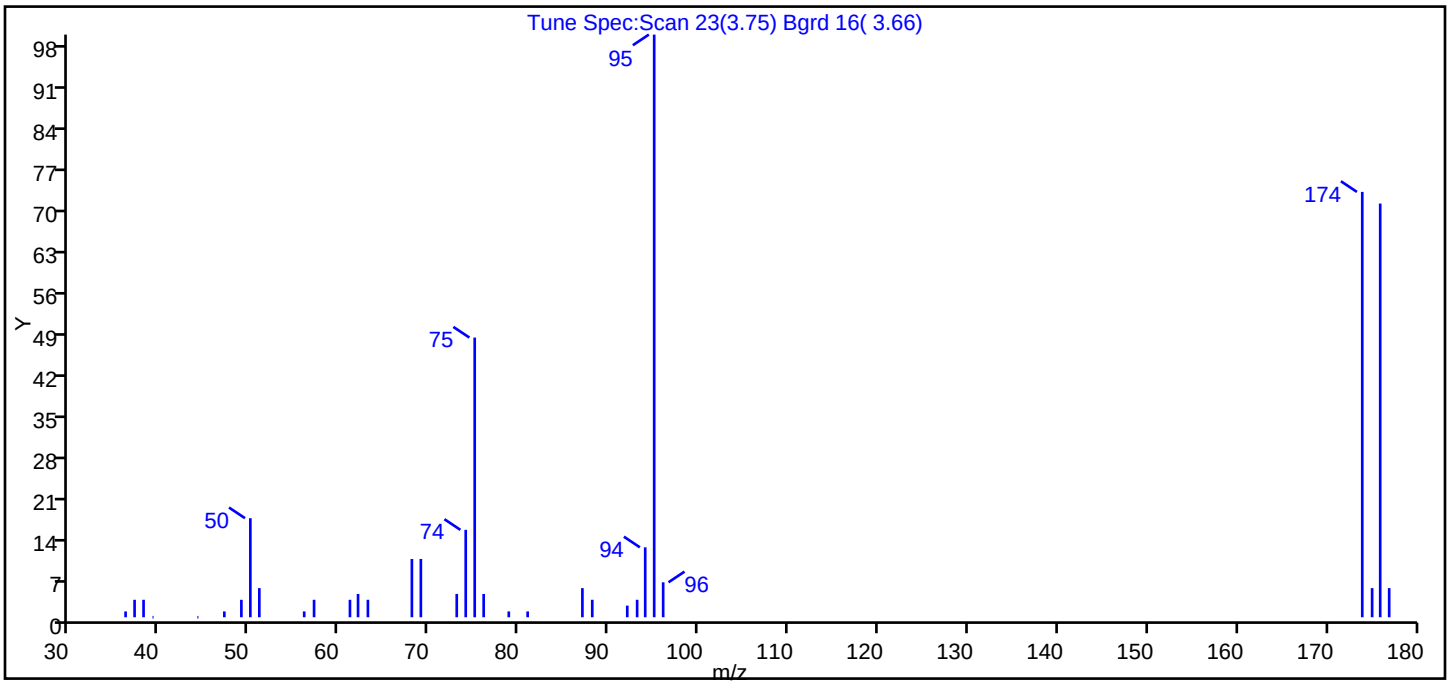

m/z	Ion Abundance Criteria	% Relative Abundance
95	Base Peak, 100% relative abundance	100.00
50	15.00 - 40.00% of mass 95	17.00
75	30.00 - 60.00% of mass 95	48.00
96	5.00 - 9.00% of mass 95	6.00
173	Less than 2.00% of mass 174	0.00 (0.00)
174	Greater than 50.00% of mass 95	73.00
175	5.00 - 9.00% of mass 174	5.00 (6.85)
176	95.00 - 101.00% of mass 174	71.00 (97.26)
177	5.00 - 9.00% of mass 176	5.00 (7.04)

Report Date: 20-Mar-2013 16:33:15 Chrom Revision: 2.0 01-Feb-2013 10:03:10

Data File: \\Ncchrom\ChromData\A3UX12\20130319-18085.b\BFB2145.D\8260_12.rslt\spectra.d
Injection Date: 19-Mar-2013 17:39:30
Spectrum: Tune Spec:Scan 23(3.75) Bgrd 16(3.66)
Base Peak: 95.00
Minimum % Base Peak: 0
Number of Points: 33

m/z	Y	m/z	Y	m/z	Y	m/z	Y
36.10	1	56.00	1	75.00	48	95.00	100
37.10	3	57.10	3	76.00	4	96.00	6
38.10	3	61.10	3	78.80	1	173.90	73
39.10	0	62.00	4	80.90	1	175.00	5
44.10	0	63.10	3	87.00	5	175.90	71
47.10	1	68.00	10	88.10	3	176.90	5
49.00	3	69.00	10	92.00	2		
50.00	17	73.00	4	93.10	3		
51.00	5	74.00	15	94.00	12		

TestAmerica Canton
Target Compound Quantitation Report

Data File:	\\Ncchrom\ChromData\A3UX12\20130328-18335.b\BFB2151.D		
Lims ID:	BFB	Client ID:	
Inject. Date:	28-Mar-2013 08:11:30	Dil. Factor:	1.0000
Sample Type:	BFB		
Sample ID:	240-0018335-001		
Misc. Info.:			
Operator:	1904	Instrument ID:	A3UX12
Purge Vol:	5.000 mL	ALS Bottle#:	1
Lims Batch ID:	79725	Lims Sample ID:	1
Detector:	MS SCAN		
Method:	\\Ncchrom\ChromData\A3UX12\20130328-18335.b\8260_12.m		
Last Update:	29-Mar-2013 09:09:24	Calib Date:	19-Mar-2013 21:04:30
Quant Method:	Internal Standard	Quant By:	Initial Calibration
Last ICal File:	\\Ncchrom\ChromData\A3UX12\20130319-18085.b\UX129109.D		
Limit Group:	MSV 8260DOD ICAL		
Integrator:	RTE	ID Type:	Deconvolution ID
Column Type:	DB-624	Column Dia:	0.18 mm
Process Host:	XAWRK001		
First Level Reviewer: quayler		Date:	28-Mar-2013 08:41:33

Compound	Sig	RT	EXP RT	DLT RT	Q	Response	On-Col Amt ug/l	Flags
$ 4 BFB	95	3.805	3.805	0.0	0	495474	0	

Report Date: 29-Mar-2013 09:09:24 Chrom Revision: 2.0 01-Feb-2013 10:03:10

MS Tune Report

TestAmerica Canton

Data File:	\\Ncchrom\ChromData\A3UX12\20130328-18335.b\BFB2151.D		
Injection Date:	28-Mar-2013 08:11:30	Limit Group:	MSV 8260DOD ICAL
Client ID:		Instrument ID:	A3UX12
Lims Batch ID:	79725	Lims Sample ID:	1
Operator ID:	1904	Purge Vol:	5.000 mL
Column Type:	DB-624	Column Dia:	0.18 mm
Tune Method:	BFB Method 8260		

$ 4 BFB

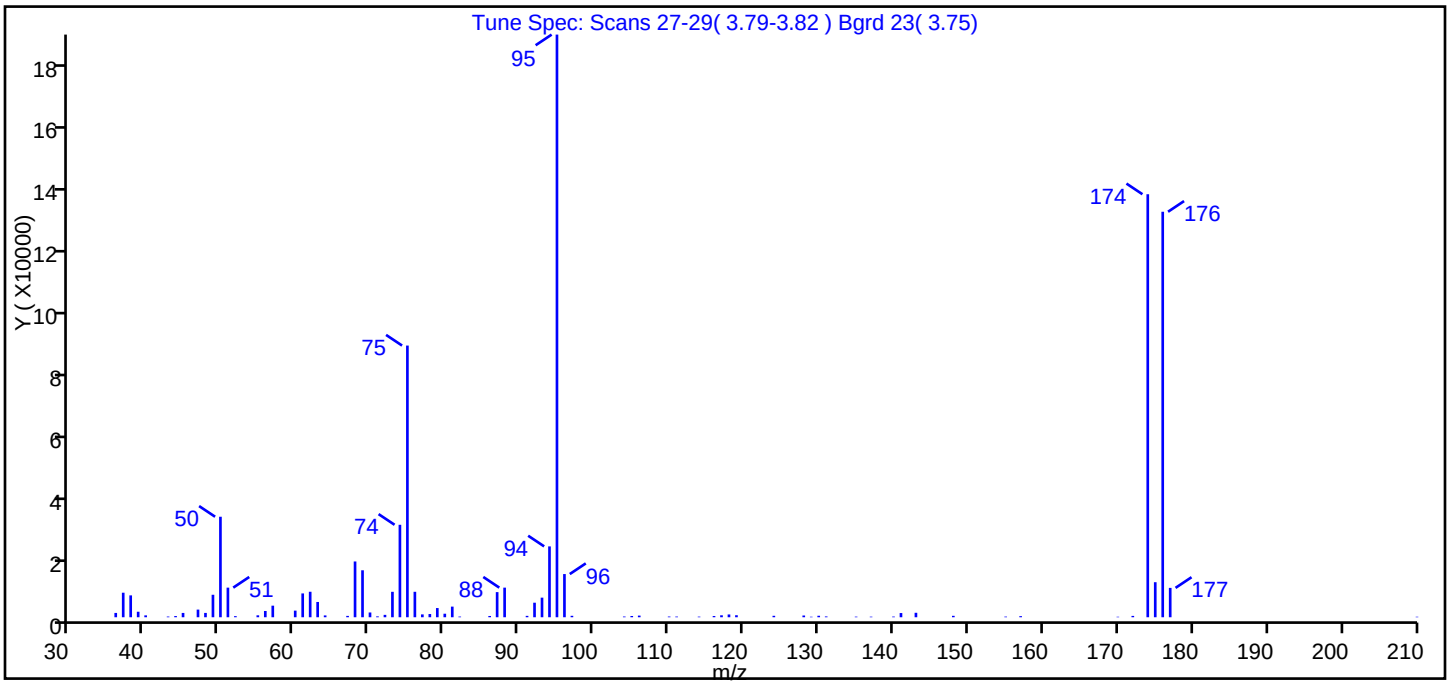

m/z	Ion Abundance Criteria	% Relative Abundance
95	Base Peak, 100% relative abundance	100.00
50	15.00 - 40.00% of mass 95	17.25
75	30.00 - 60.00% of mass 95	46.63
96	5.00 - 9.00% of mass 95	7.41
173	Less than 2.00% of mass 174	0.00 (0.00)
174	Greater than 50.00% of mass 95	72.60
175	5.00 - 9.00% of mass 174	6.02 (8.29)
176	95.00 - 101.00% of mass 174	69.59 (95.86)
177	5.00 - 9.00% of mass 176	5.04 (7.24)

Report Date: 29-Mar-2013 09:09:24 Chrom Revision: 2.0 01-Feb-2013 10:03:10

Data File: \\Ncchrom\ChromData\A3UX12\20130328-18335.b\BFB2151.D\8260_12.rslt\spectra.d
Injection Date: 28-Mar-2013 08:11:30
Spectrum: Tune Spec: Scans 27-29(3.79-3.82) Bgrd 23(3.75)
Base Peak: 95.00
Minimum % Base Peak: 0
Number of Points: 78

m/z	Y	m/z	Y	m/z	Y	m/z	Y
36.00	1406	63.00	4969	88.00	9629	129.00	172
37.00	7980	64.00	596	91.00	453	130.00	487
38.00	7112	67.00	444	92.00	4731	131.00	268
39.00	1794	68.00	18136	93.00	6375	135.00	205
40.00	614	69.00	15272	94.00	23040	137.00	194
43.00	234	70.00	1553	95.00	189440	140.00	228
44.00	393	71.00	286	96.00	14044	141.00	1369
45.00	1404	72.00	777	97.00	473	143.00	1453
47.00	2488	73.00	8273	104.00	239	148.00	465
48.00	1412	74.00	30064	105.00	411	155.00	216
49.00	7313	75.00	88336	106.00	540	157.00	358
50.00	32680	76.00	8280	110.00	238	170.00	166
51.00	9628	77.00	930	111.00	228	172.00	440
52.00	359	78.00	1049	114.00	207	174.00	137536
55.00	633	79.00	2993	116.00	397	175.00	11395
56.00	2037	80.00	1151	117.00	640	176.00	131840
57.00	3766	81.00	3459	118.00	908	177.00	9551
60.00	2153	82.00	225	119.00	659	210.00	169
61.00	7748	86.00	414	124.00	473		
62.00	8291	87.00	8173	128.00	568		

FORM I
GC/MS VOA ORGANICS ANALYSIS DATA SHEET

Lab Name: TestAmerica Canton | Job No.: 240-21987-1

SDG No.:

Client Sample ID: | Lab Sample ID: MB 240-79725/6

Matrix: Water | Lab File ID: UX129318.D

Analysis Method: 8260B/DoD | Date Collected:

Sample wt/vol: 5(mL) | Date Analyzed: 03/28/2013 10:55

Soil Aliquot Vol: | Dilution Factor: 1

Soil Extract Vol.: | GC Column: DB-624 ID: 0.18(mm)

% Moisture: | Level: (low/med) Low

Analysis Batch No.: 79725 | Units: ug/L

CAS NO.	COMPOUND NAME	RESULT	Q	LOQ	LOD	DL
71-55-6	1,1,1-Trichloroethane	0.25	U	1.0	0.25	0.22
79-34-5	1,1,2,2-Tetrachloroethane	0.25	U	1.0	0.25	0.18
79-00-5	1,1,2-Trichloroethane	0.50	U	1.0	0.50	0.27
75-34-3	1,1-Dichloroethane	0.25	U	1.0	0.25	0.15
75-35-4	1,1-Dichloroethene	0.25	U	1.0	0.25	0.19
107-06-2	1,2-Dichloroethane	0.25	U	1.0	0.25	0.22
540-59-0	1,2-Dichloroethene, Total	0.50	U	2.0	0.50	0.34
78-87-5	1,2-Dichloropropane	0.25	U	1.0	0.25	0.18
78-93-3	2-Butanone (MEK)	0.57	U	10	0.57	0.57
591-78-6	2-Hexanone	0.50	U	10	0.50	0.41
108-10-1	4-Methyl-2-pentanone (MIBK)	0.50	U	10	0.50	0.32
67-64-1	Acetone	1.1	U	10	1.1	1.1
71-43-2	Benzene	0.25	U	1.0	0.25	0.13
75-25-2	Bromoform	0.64	U	1.0	0.64	0.64
74-83-9	Bromomethane	0.50	U	1.0	0.50	0.41
75-15-0	Carbon disulfide	0.25	U	1.0	0.25	0.13
56-23-5	Carbon tetrachloride	0.25	U	1.0	0.25	0.13
108-90-7	Chlorobenzene	0.25	U	1.0	0.25	0.15
74-87-3	Chloromethane	0.50	U	1.0	0.50	0.30
10061-01-5	cis-1,3-Dichloropropene	0.25	U	1.0	0.25	0.14
124-48-1	Dibromochloromethane	0.25	U	1.0	0.25	0.18
75-27-4	Bromodichloromethane	0.25	U	1.0	0.25	0.15
100-41-4	Ethylbenzene	0.25	U	1.0	0.25	0.17
1634-04-4	Methyl tert-butyl ether	0.25	U	1.0	0.25	0.17
75-09-2	Methylene Chloride	0.344	J	1.0	0.50	0.33
100-42-5	Styrene	0.25	U	1.0	0.25	0.11
127-18-4	Tetrachloroethene	0.50	U	1.0	0.50	0.29
108-88-3	Toluene	0.25	U	1.0	0.25	0.13
10061-02-6	trans-1,3-Dichloropropene	0.25	U	1.0	0.25	0.19
79-01-6	Trichloroethene	0.25	U	1.0	0.25	0.17
75-01-4	Vinyl chloride	0.25	U	1.0	0.25	0.22
1330-20-7	Xylenes, Total	0.75	U	2.0	0.75	0.28
67-66-3	Chloroform	0.25	U	1.0	0.25	0.16
74-97-5	Bromochloromethane	0.50	U	1.0	0.50	0.29
106-93-4	1,2-Dibromoethane	0.25	U	1.0	0.25	0.24
75-00-3	Chloroethane	0.50	U	1.0	0.50	0.29

FORM I
GC/MS VOA ORGANICS ANALYSIS DATA SHEET

Lab Name: TestAmerica Canton
Job No.: 240-21987-1
SDG No.:
Client Sample ID:
Lab Sample ID: MB 240-79725/6
Matrix: Water
Lab File ID: UX129318.D
Analysis Method: 8260B/DoD
Date Collected:
Sample wt/vol: 5(mL)
Date Analyzed: 03/28/2013 10:55
Soil Aliquot Vol:
Dilution Factor: 1
Soil Extract Vol.:
GC Column: DB-624 ID: 0.18(mm)
% Moisture:
Level: (low/med) Low
Analysis Batch No.: 79725
Units: ug/L

CAS NO.	SURROGATE	%REC	Q	LIMITS
2037-26-5	Toluene-d8 (Surr)	109		85-120
17060-07-0	1,2-Dichloroethane-d4 (Surr)	103		70-120
460-00-4	4-Bromofluorobenzene (Surr)	105		75-120
1868-53-7	Dibromofluoromethane (Surr)	101		85-115

TestAmerica Canton
Target Compound Quantitation Report

Data File:	\\Ncchrom\ChromData\A3UX12\20130328-18335.b\UX129318.D		
Lims ID:	MB	Client ID:	
Inject. Date:	28-Mar-2013 10:55:30	Dil. Factor:	1.0000
Sample Type:	MB		
Sample ID:	240-0018335-006		
Misc. Info.:			
Operator:	1904	Instrument ID:	A3UX12
Purge Vol:	5.000 mL	ALS Bottle#:	6
Lims Batch ID:	79725	Lims Sample ID:	6
Detector:	MS SCAN		
Method:	\\Ncchrom\ChromData\A3UX12\20130328-18335.b\8260_12.m		
Last Update:	29-Mar-2013 09:09:26	Calib Date:	19-Mar-2013 21:04:30
Quant Method:	Internal Standard	Quant By:	Initial Calibration
Last ICal File:	\\Ncchrom\ChromData\A3UX12\20130319-18085.b\UX129109.D		
Limit Group:	MSV 8260DOD ICAL		
Integrator:	RTE	ID Type:	Deconvolution ID
Column Type:	DB-624	Column Dia:	0.18 mm
Process Host:	XAWRK001		
First Level Reviewer: quayler		Date:	28-Mar-2013 11:23:00

Compound	Sig	RT	EXP RT	DLT RT	Q	Response	On-Col Amt ug/l	Flags
* 1 Fluorobenzene	96	5.322	5.334	-0.012	99	1681282	20.0	
* 2 Chlorobenzene-d5	117	7.996	7.996	0.0	84	1222361	20.0	
* 3 1,4-Dichlorobenzene-d4	152	10.232	10.232	0.0	96	567766	20.0	
$ 5 Dibromofluoromethane (Surr)	113	4.766	4.766	0.0	55	370610	20.3	
$ 6 1,2-Dichloroethane-d4 (Surr)	65	5.050	5.050	0.0	90	452662	20.6	
$ 7 Toluene-d8 (Surr)	98	6.683	6.682	0.001	92	1597912	21.8	
$ 131 4-Bromofluorobenzene (Surr)	95	9.108	9.108	0.0	90	559959	21.0	
137 Benzyl chloride	126		0.000					
149 1,3-Diethylbenzene TIC	1		0.000					
143 1,4-Dichlorobutane	1		0.000					
147 C6-C12	1		0.000					
146 Butyl Methacrylate TIC	1		0.000					
148 C6-C10	1		0.000					
142 Chlorodifluoromethane TIC	1		0.000					
12 Dichlorodifluoromethane	85		1.642					
13 Chloromethane	50		1.795					
14 Vinyl chloride	62		1.902					
15 Bromomethane	94		2.198					
16 Chloroethane	64		2.304					
17 Dichlorofluoromethane	67		2.458					
18 Trichlorofluoromethane	101		2.517					
19 Ethyl ether	59		2.718					
20 Acrolein	56		2.837					
25 Methylal	45		2.856					
22 Acetone	43		2.955					
21 1,1-Dichloroethene	61		2.955					
23 1,1,2-Trichloro-1,2,2-trifluoroe	101		2.955					
24 Iodomethane	142		3.109					
26 Carbon disulfide	76		3.156					
27 Acetonitrile	41		3.192					9

Compound	Sig	RT	EXP RT	DLT RT	Q	Response	On-Col Amt ug/l	Flags
28 Methyl acetate	43		3.227					
29 3-Chloro-1-propene	76		3.227					
30 Methylene Chloride	49	3.357	3.369	-0.012	71	27828	0.3438	
31 2-Methyl-2-propanol	59		3.393					
32 Acrylonitrile	53		3.523					
34 Methyl tert-butyl ether	73		3.547					
33 trans-1,2-Dichloroethene	61		3.559					
35 Hexane	57		3.772					9
36 1,1-Dichloroethane	63		3.902					
37 Vinyl acetate	86		3.925					
38 Isopropyl ether	87		3.937					
39 2-Chloro-1,3-butadiene	53		3.973					
40 Tert-butyl ethyl ether	59		4.233					
42 cis-1,2-Dichloroethene	61		4.375					
43 2,2-Dichloropropane	77		4.375					
41 2-Butanone (MEK)	72		4.375					
45 Ethyl acetate	43		4.411					
44 Propionitrile	54		4.434					
46 Methacrylonitrile	41		4.553					
47 Chlorobromomethane	49		4.576					
48 Tetrahydrofuran	42		4.612					
49 Chloroform	83		4.624					
50 1,1,1-Trichloroethane	97		4.801					
51 Cyclohexane	56		4.860					
52 1,1-Dichloropropene	75		4.931					
53 Carbon tetrachloride	117		4.943					
54 Isobutyl alcohol	41		4.979					
55 Benzene	78		5.109					
56 1,2-Dichloroethane	62		5.109					
57 Tert-amyl methyl ether	73		5.180					
58 n-Heptane	100		5.298					
59 n-Butanol	56		5.535					
61 Ethyl acrylate	55		5.605					
60 Trichloroethene	130		5.641					
63 Methylcyclohexane	55		5.807					9
62 1,2-Dichloropropane	63		5.830					
64 Methyl methacrylate	41		5.890					
66 1,4-Dioxane	88		5.937					
65 Dibromomethane	174		5.937					
67 Dichlorobromomethane	83		6.055					
68 2-Nitropropane	41		6.245					
69 2-Chloroethyl vinyl ether	63		6.292					
70 cis-1,3-Dichloropropene	75		6.434					
71 4-Methyl-2-pentanone (MIBK)	43		6.564					
72 Toluene	91		6.742					
73 trans-1,3-Dichloropropene	75		6.919					
74 Ethyl methacrylate	69		6.978					
75 1,1,2-Trichloroethane	97		7.097					
77 Tetrachloroethene	166		7.239					
76 1,3-Dichloropropane	76		7.250					
80 Tetrahydrothiophene	60		7.255					
78 2-Hexanone	43		7.298					

Compound	Sig	RT	EXP RT	DLT RT	Q	Response	On-Col Amt ug/l	Flags
136 n-Butyl acetate	43		7.404					
79 Chlorodibromomethane	129		7.463					
123 Ethylene Dibromide	107		7.570					
81 1-Chlorohexane	91		7.996					9
82 Chlorobenzene	112		8.020					
83 1,1,1,2-Tetrachloroethane	131		8.091					
84 Ethylbenzene	106		8.114					
10 m-Xylene & p-Xylene	106		8.221					9
85 o-Xylene	106		8.599					
86 Styrene	104		8.611					
87 Bromoform	173		8.801					
88 Isopropylbenzene	105		8.954					9
89 Cyclohexanone	55		9.049					9
90 1,1,2,2-Tetrachloroethane	83		9.227					
91 Bromobenzene	156		9.262					
92 1,2,3-Trichloropropane	110		9.286					
93 trans-1,4-Dichloro-2-butene	53		9.286					
94 N-Propylbenzene	120		9.345					
95 2-Chlorotoluene	126		9.440					
96 1,3,5-Trimethylbenzene	105		9.511					9
104 4-Chlorotoluene	126		9.546					
97 tert-Butylbenzene	119		9.842					9
98 1,2,4-Trimethylbenzene	105		9.889					9
99 sec-Butylbenzene	105		10.055					9
100 1,3-Dichlorobenzene	146		10.173					9
101 4-Isopropyltoluene	119		10.197					9
102 1,4-Dichlorobenzene	146		10.256					9
103 1,2,3-Trimethylbenzene	105		10.303					
105 n-Butylbenzene	91	10.599	10.599	0.0	44	12233	0.2248	
106 1,2-Dichlorobenzene	146		10.635					
107 1,2-Dibromo-3-Chloropropane	157		11.404					
108 1,3,5-Trichlorobenzene	180		11.617					9
109 1,2,4-Trichlorobenzene	180		12.244					9
110 Hexachlorobutadiene	225	12.410	12.410	0.0	26	6413	0.6853	
111 Naphthalene	128		12.492					9
112 1,2,3-Trichlorobenzene	180	12.741	12.753	-0.012	8	3374	0.1690	
113 2-Methylnaphthalene	142		13.830					9
S 145 Trihalomethanes, Total	1		0.000					
S 11 1,2-Dichloroethene, Total	96		1.140					
S 9 1,3-Dichloropropene, Total	75		6.760					
S 114 Xylenes, Total	106		16.530					
T 144 Hexachloroethane TIC	166		10.910					1

QC Flag Legend

Processing Flags
1 - Missing Peaks
9 - Failed A Reference Spectral Test

Report Date: 29-Mar-2013 09:09:28 Chrom Revision: 2.0 01-Feb-2013 10:03:10

TestAmerica Canton

Data File:	\\Ncchrom\ChromData\A3UX12\20130328-18335.b\UX129318.D		
Injection Date:	28-Mar-2013 10:55:30	Limit Group:	MSV 8260DOD ICAL
Client ID:		Instrument ID:	A3UX12
Lims Batch ID:	79725	Lims Sample ID:	6
Operator ID:	1904	Purge Vol:	5.000 mL
Column Type:	DB-624	Column Dia:	0.18 mm

Y Scaling: Method Defined: Scale to the Nth Largest Target: 2

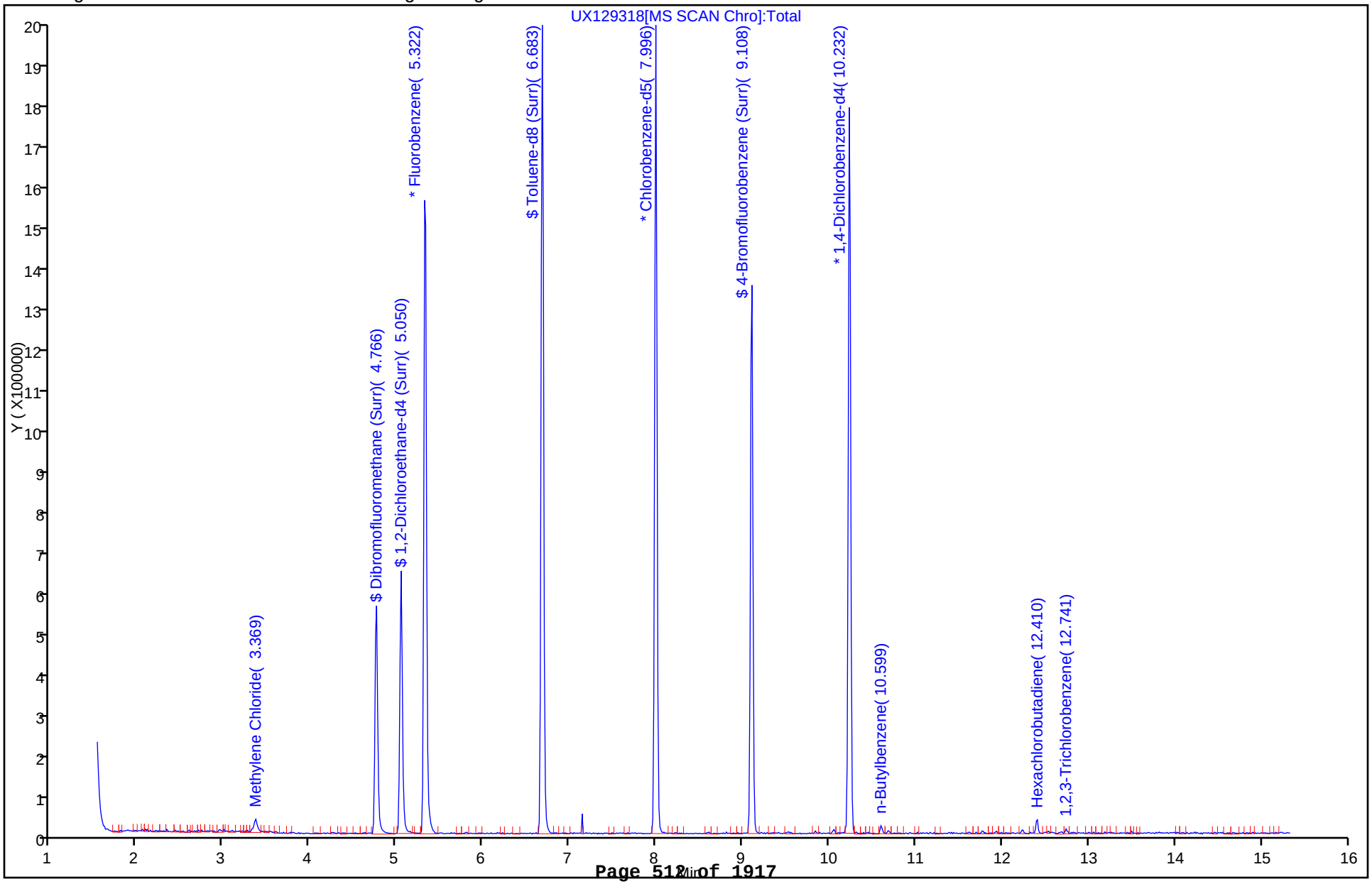

Report Date: 29-Mar-2013 09:09:28 Chrom Revision: 2.0 01-Feb-2013 10:03:10

TestAmerica Canton

Data File:	\\Ncchrom\ChromData\A3UX12\20130328-18335.b\UX129318.D		
Injection Date:	28-Mar-2013 10:55:30	Limit Group:	MSV 8260DOD ICAL
Client ID:		Instrument ID:	A3UX12
Lims Batch ID:	79725	Lims Sample ID:	6
Operator ID:	1904	Purge Vol:	5.000 mL
Column Type:	DB-624	Column Dia:	0.18 mm

30 Methylene Chloride

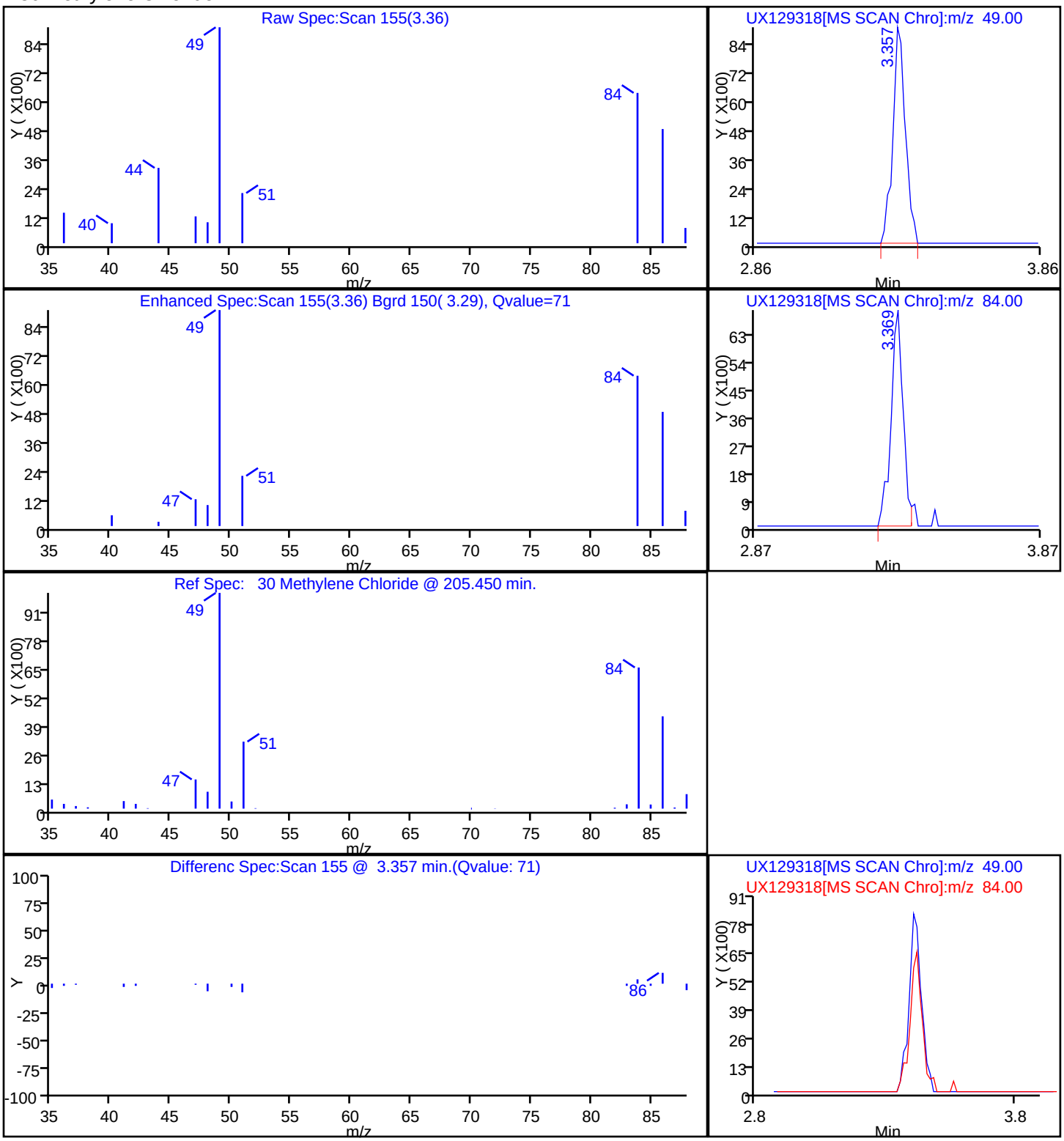

FORM I
GC/MS VOA ORGANICS ANALYSIS DATA SHEET

Lab Name: TestAmerica Canton | Job No.: 240-21987-1

SDG No.:

Client Sample ID: | Lab Sample ID: LCS 240-79725/4

Matrix: Water | Lab File ID: UX129316.D

Analysis Method: 8260B/DoD | Date Collected:

Sample wt/vol: 5(mL) | Date Analyzed: 03/28/2013 10:02

Soil Aliquot Vol: | Dilution Factor: 1

Soil Extract Vol.: | GC Column: DB-624 ID: 0.18(mm)

% Moisture: | Level: (low/med) Low

Analysis Batch No.: 79725 | Units: ug/L

CAS NO.	COMPOUND NAME	RESULT	Q	LOQ	LOD	DL
71-55-6	1,1,1-Trichloroethane	22.7		1.0	0.25	0.22
79-34-5	1,1,2,2-Tetrachloroethane	18.1		1.0	0.25	0.18
79-00-5	1,1,2-Trichloroethane	18.2		1.0	0.50	0.27
75-34-3	1,1-Dichloroethane	19.3		1.0	0.25	0.15
75-35-4	1,1-Dichloroethene	19.1		1.0	0.25	0.19
107-06-2	1,2-Dichloroethane	20.2		1.0	0.25	0.22
540-59-0	1,2-Dichloroethene, Total	37.6		2.0	0.50	0.34
78-87-5	1,2-Dichloropropane	19.0		1.0	0.25	0.18
78-93-3	2-Butanone (MEK)	34.7		10	0.57	0.57
591-78-6	2-Hexanone	34.6		10	0.50	0.41
108-10-1	4-Methyl-2-pentanone (MIBK)	32.1		10	0.50	0.32
67-64-1	Acetone	33.8		10	1.1	1.1
71-43-2	Benzene	19.0		1.0	0.25	0.13
75-25-2	Bromoform	19.2		1.0	0.64	0.64
74-83-9	Bromomethane	15.2		1.0	0.50	0.41
75-15-0	Carbon disulfide	19.5		1.0	0.25	0.13
56-23-5	Carbon tetrachloride	25.6		1.0	0.25	0.13
108-90-7	Chlorobenzene	19.5		1.0	0.25	0.15
74-87-3	Chloromethane	17.5		1.0	0.50	0.30
10061-01-5	cis-1,3-Dichloropropene	18.8		1.0	0.25	0.14
124-48-1	Dibromochloromethane	19.4		1.0	0.25	0.18
75-27-4	Bromodichloromethane	20.2		1.0	0.25	0.15
100-41-4	Ethylbenzene	19.6		1.0	0.25	0.17
1634-04-4	Methyl tert-butyl ether	17.8		1.0	0.25	0.17
75-09-2	Methylene Chloride	19.7		1.0	0.50	0.33
100-42-5	Styrene	21.2		1.0	0.25	0.11
127-18-4	Tetrachloroethene	20.3		1.0	0.50	0.29
108-88-3	Toluene	20.4		1.0	0.25	0.13
10061-02-6	trans-1,3-Dichloropropene	20.4		1.0	0.25	0.19
79-01-6	Trichloroethene	19.6		1.0	0.25	0.17
75-01-4	Vinyl chloride	17.7		1.0	0.25	0.22
1330-20-7	Xylenes, Total	59.3		2.0	0.75	0.28
67-66-3	Chloroform	18.9		1.0	0.25	0.16
74-97-5	Bromochloromethane	20.5		1.0	0.50	0.29
106-93-4	1,2-Dibromoethane	19.4		1.0	0.25	0.24
75-00-3	Chloroethane	17.8		1.0	0.50	0.29

FORM I
GC/MS VOA ORGANICS ANALYSIS DATA SHEET

Lab Name: TestAmerica Canton
Job No.: 240-21987-1
SDG No.:
Client Sample ID:
Lab Sample ID: LCS 240-79725/4
Matrix: Water
Lab File ID: UX129316.D
Analysis Method: 8260B/DoD
Date Collected:
Sample wt/vol: 5(mL)
Date Analyzed: 03/28/2013 10:02
Soil Aliquot Vol:
Dilution Factor: 1
Soil Extract Vol.:
GC Column: DB-624 ID: 0.18(mm)
% Moisture:
Level: (low/med) Low
Analysis Batch No.: 79725
Units: ug/L

CAS NO.	SURROGATE	%REC	Q	LIMITS
2037-26-5	Toluene-d8 (Surr)	110		85-120
17060-07-0	1,2-Dichloroethane-d4 (Surr)	103		70-120
460-00-4	4-Bromofluorobenzene (Surr)	103		75-120
1868-53-7	Dibromofluoromethane (Surr)	109		85-115

Report Date: 29-Mar-2013 09:09:27 Chrom Revision: 2.0 01-Feb-2013 10:03:10

TestAmerica Canton
Target Compound Quantitation Report

Data File: \\Ncchrom\ChromData\A3UX12\20130328-18335.b\UX129316.D
Lims ID: LCS Client ID:
Inject. Date: 28-Mar-2013 10:02:30 Dil. Factor: 1.0000
Sample Type: LCS
Sample ID: 240-0018335-004
Misc. Info.:
Operator: 1904 Instrument ID: A3UX12
Purge Vol: 5.000 mL ALS Bottle#: 4
Lims Batch ID: 79725 Lims Sample ID: 4
Detector: MS SCAN

Method: \\Ncchrom\ChromData\A3UX12\20130328-18335.b\8260_12.m
Last Update: 29-Mar-2013 09:09:26 Calib Date: 19-Mar-2013 21:04:30
Quant Method: Internal Standard Quant By: Initial Calibration
Last ICal File: \\Ncchrom\ChromData\A3UX12\20130319-18085.b\UX129109.D
Limit Group: MSV 8260DOD ICAL
Integrator: RTE ID Type: Deconvolution ID
Column Type: DB-624 Column Dia: 0.18 mm
Process Host: XAWRK001

First Level Reviewer: quayler Date: 28-Mar-2013 10:25:37

Compound	Sig	RT	EXP RT	DLT RT	Q	Response	On-Col Amt ug/l	Flags
* 1 Fluorobenzene	96	5.333	5.334	-0.001	99	1659289	20.0	
* 2 Chlorobenzene-d5	117	7.996	7.996	0.0	84	1231555	20.0	
* 3 1,4-Dichlorobenzene-d4	152	10.232	10.232	0.0	91	591377	20.0	
$ 5 Dibromofluoromethane (Surr)	113	4.765	4.766	-0.001	57	392146	21.7	
$ 6 1,2-Dichloroethane-d4 (Surr)	65	5.049	5.050	-0.001	88	445145	20.5	
$ 7 Toluene-d8 (Surr)	98	6.682	6.682	0.0	83	1617344	21.9	
$ 131 4-Bromofluorobenzene (Surr)	95	9.108	9.108	0.0	90	553850	20.6	
12 Dichlorodifluoromethane	85	1.641	1.642	-0.001	98	378938	15.8	
13 Chloromethane	50	1.795	1.795	0.0	89	545208	17.5	
14 Vinyl chloride	62	1.902	1.902	0.0	97	561495	17.7	
15 Bromomethane	94	2.209	2.198	0.011	89	293821	15.2	
16 Chloroethane	64	2.304	2.304	0.0	94	386356	17.8	
18 Trichlorofluoromethane	101	2.517	2.517	0.0	86	584161	19.3	
19 Ethyl ether	59	2.718	2.718	0.0	87	311221	22.3	
20 Acrolein	56	2.837	2.837	0.0	89	200968	61.4	
22 Acetone	43	2.955	2.955	0.0	35	171726	33.8	
21 1,1-Dichloroethene	61	2.955	2.955	0.0	90	734631	19.1	
23 1,1,2-Trichloro-1,2,2-trifluoroe	101	2.955	2.955	0.0	57	408654	20.3	
24 Iodomethane	142	3.109	3.109	0.0	97	718465	19.8	
26 Carbon disulfide	76	3.156	3.156	0.0	98	1498904	19.5	
27 Acetonitrile	41	3.192	3.192	0.0	94	112105	46.7	
28 Methyl acetate	43	3.227	3.227	0.0	94	261412	18.1	
30 Methylene Chloride	49	3.357	3.369	-0.012	82	620434	19.7	
31 2-Methyl-2-propanol	59	3.393	3.393	0.0	98	437956	242.8	
32 Acrylonitrile	53	3.523	3.523	0.0	99	375458	49.1	
34 Methyl tert-butyl ether	73	3.547	3.547	0.0	88	1039751	17.8	
33 trans-1,2-Dichloroethene	61	3.558	3.559	-0.001	89	543592	18.4	
35 Hexane	57	3.771	3.772	-0.001	89	342907	20.6	
36 1,1-Dichloroethane	63	3.902	3.902	0.0	99	660337	19.3	
37 Vinyl acetate	86	3.925	3.925	0.0	95	63749	15.2	

Compound	Sig	RT	EXP RT	DLT RT	Q	Response	On-Col Amt ug/l	Flags
38 Isopropyl ether	87	3.937	3.937	0.0	87	345031	22.0	
42 cis-1,2-Dichloroethene	61	4.375	4.375	0.0	69	529243	19.2	
43 2,2-Dichloropropane	77	4.375	4.375	0.0	66	253715	22.6	
41 2-Butanone (MEK)	72	4.375	4.375	0.0	73	74593	34.7	
47 Chlorobromomethane	49	4.576	4.576	0.0	96	304627	20.5	
48 Tetrahydrofuran	42	4.612	4.612	0.0	84	81667	15.4	
49 Chloroform	83	4.623	4.624	-0.001	70	613603	18.9	
50 1,1,1-Trichloroethane	97	4.801	4.801	0.0	89	434865	22.7	
51 Cyclohexane	56	4.860	4.860	0.0	87	523245	19.8	
52 1,1-Dichloropropene	75	4.931	4.931	0.0	94	498074	20.8	
53 Carbon tetrachloride	117	4.943	4.943	0.0	76	330111	25.6	
54 Isobutyl alcohol	41	4.978	4.979	-0.001	90	260876	620.9	
55 Benzene	78	5.109	5.109	0.0	95	1537803	19.0	
56 1,2-Dichloroethane	62	5.109	5.109	0.0	86	466829	20.2	
60 Trichloroethene	130	5.641	5.641	0.0	94	373907	19.6	
63 Methylcyclohexane	55	5.807	5.807	0.0	91	326081	19.5	
62 1,2-Dichloropropane	63	5.830	5.830	0.0	92	369085	19.0	
65 Dibromomethane	174	5.937	5.937	0.0	86	223934	20.8	
67 Dichlorobromomethane	83	6.055	6.055	0.0	98	446425	20.2	
69 2-Chloroethyl vinyl ether	63	6.292	6.292	0.0	90	223004	18.0	
70 cis-1,3-Dichloropropene	75	6.434	6.434	0.0	91	554173	18.8	
71 4-Methyl-2-pentanone (MIBK)	43	6.564	6.564	0.0	93	522535	32.1	
72 Toluene	91	6.741	6.742	-0.001	90	1611826	20.4	
73 trans-1,3-Dichloropropene	75	6.919	6.919	0.0	91	473175	20.4	
75 1,1,2-Trichloroethane	97	7.096	7.097	-0.001	86	319866	18.2	
77 Tetrachloroethene	166	7.238	7.239	-0.001	90	281908	20.3	
76 1,3-Dichloropropane	76	7.250	7.250	0.0	87	628539	19.6	
78 2-Hexanone	43	7.298	7.298	0.0	75	352126	34.6	
79 Chlorodibromomethane	129	7.463	7.463	0.0	85	285915	19.4	
123 Ethylene Dibromide	107	7.570	7.570	0.0	95	320857	19.4	
82 Chlorobenzene	112	8.019	8.020	-0.001	93	1025512	19.5	
83 1,1,1,2-Tetrachloroethane	131	8.090	8.091	-0.001	83	293031	21.5	
84 Ethylbenzene	106	8.114	8.114	0.0	98	499556	19.6	
10 m-Xylene & p-Xylene	106	8.221	8.221	0.0	96	1280835	40.0	
85 o-Xylene	106	8.599	8.599	0.0	90	640813	19.3	
86 Styrene	104	8.611	8.611	0.0	94	1194683	21.2	
87 Bromoform	173	8.800	8.801	-0.001	94	160218	19.2	
88 Isopropylbenzene	105	8.954	8.954	0.0	95	1448431	20.8	
89 Cyclohexanone	55	9.049	9.049	0.0	90	211411	143.6	
90 1,1,2,2-Tetrachloroethane	83	9.226	9.227	-0.001	97	448240	18.1	
91 Bromobenzene	156	9.262	9.262	0.0	92	386874	18.5	
92 1,2,3-Trichloropropane	110	9.286	9.286	0.0	72	140443	17.6	
93 trans-1,4-Dichloro-2-butene	53	9.286	9.286	0.0	72	184822	33.6	
94 N-Propylbenzene	120	9.345	9.345	0.0	97	383281	20.1	
95 2-Chlorotoluene	126	9.439	9.440	-0.001	96	330837	18.7	
96 1,3,5-Trimethylbenzene	105	9.510	9.511	-0.001	89	1220851	20.3	
104 4-Chlorotoluene	126	9.546	9.546	0.0	98	381206	20.2	
97 tert-Butylbenzene	119	9.842	9.842	0.0	83	1056979	20.6	
98 1,2,4-Trimethylbenzene	105	9.889	9.889	0.0	70	1259996	20.2	
99 sec-Butylbenzene	105	10.055	10.055	0.0	94	1526799	20.7	
100 1,3-Dichlorobenzene	146	10.173	10.173	0.0	98	714199	19.1	
101 4-Isopropyltoluene	119	10.197	10.197	0.0	94	1331736	21.2	

Compound	Sig	RT	EXP RT	DLT RT	Q	Response	On-Col Amt ug/l	Flags
102 1,4-Dichlorobenzene	146	10.256	10.256	0.0	89	763858	19.9	
103 1,2,3-Trimethylbenzene	105	10.303	10.303	0.0	93	1334848	19.0	
105 n-Butylbenzene	91	10.599	10.599	0.0	94	1183381	20.9	
106 1,2-Dichlorobenzene	146	10.635	10.635	-0.001	96	720122	18.7	
107 1,2-Dibromo-3-Chloropropane	157	11.404	11.404	0.0	77	75566	19.1	
109 1,2,4-Trichlorobenzene	180	12.244	12.244	0.0	93	437939	19.8	
110 Hexachlorobutadiene	225	12.409	12.410	-0.001	94	184544	18.9	
111 Naphthalene	128	12.492	12.492	0.0	97	1161985	17.7	
112 1,2,3-Trichlorobenzene	180	12.753	12.753	0.0	96	401431	19.3	
S 145 Trihalomethanes, Total	1				0		77.8	
S 11 1,2-Dichloroethene, Total	96				0		37.6	
S 114 Xylenes, Total	106				0		59.3	

Report Date: 29-Mar-2013 09:09:27 Chrom Revision: 2.0 01-Feb-2013 10:03:10

TestAmerica Canton

Data File:	\\Ncchrom\ChromData\A3UX12\20130328-18335.b\UX129316.D		
Injection Date:	28-Mar-2013 10:02:30	Limit Group:	MSV 8260DOD ICAL
Client ID:		Instrument ID:	A3UX12
Lims Batch ID:	79725	Lims Sample ID:	4
Operator ID:	1904	Purge Vol:	5.000 mL
Column Type:	DB-624	Column Dia:	0.18 mm

Y Scaling: Method Defined: Scale to the Nth Largest Target: 2

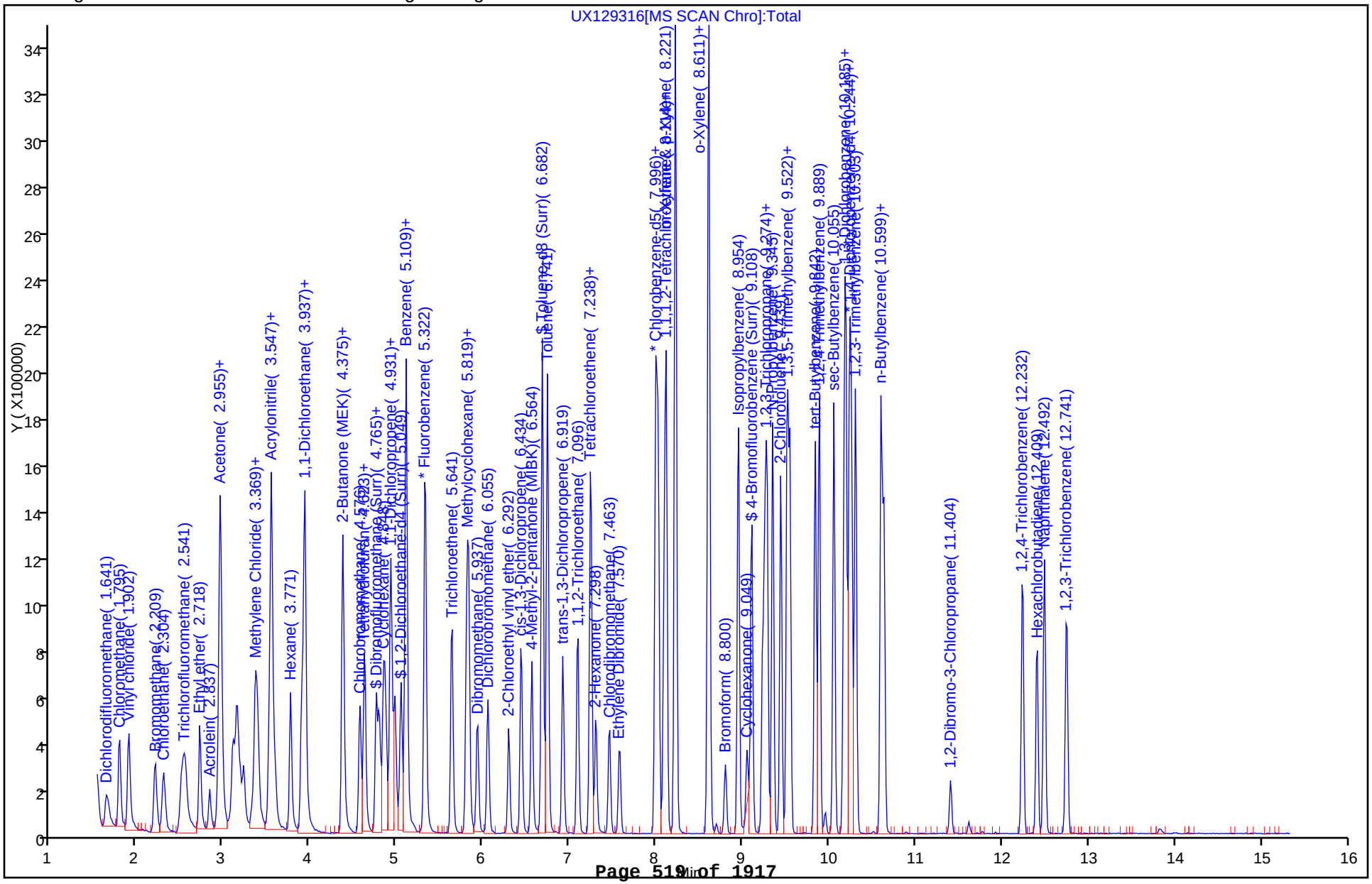

FORM I
GC/MS VOA ORGANICS ANALYSIS DATA SHEET

Lab Name: TestAmerica Canton | Job No.: 240-21987-1

SDG No.:

Client Sample ID: | Lab Sample ID: MRL 240-79725/5

Matrix: Water | Lab File ID: UX129317.D

Analysis Method: 8260B/DoD | Date Collected:

Sample wt/vol: 5(mL) | Date Analyzed: 03/28/2013 10:29

Soil Aliquot Vol: | Dilution Factor: 1

Soil Extract Vol.: | GC Column: DB-624 ID: 0.18(mm)

% Moisture: | Level: (low/med) Low

Analysis Batch No.: 79725 | Units: ng/uL

CAS NO.	COMPOUND NAME	RESULT	Q	LOQ	LOD	DL
71-55-6	1,1,1-Trichloroethane	0.000959	J	0.0010	0.00025	0.00022
79-34-5	1,1,2,2-Tetrachloroethane	0.00109		0.0010	0.00025	0.00018
79-00-5	1,1,2-Trichloroethane	0.000795	J	0.0010	0.00050	0.00027
75-34-3	1,1-Dichloroethane	0.000850	J	0.0010	0.00025	0.00015
75-35-4	1,1-Dichloroethene	0.000973	J	0.0010	0.00025	0.00019
107-06-2	1,2-Dichloroethane	0.00115		0.0010	0.00025	0.00022
540-59-0	1,2-Dichloroethene, Total	0.00198	J	0.0020	0.00050	0.00034
78-87-5	1,2-Dichloropropane	0.000868	J	0.0010	0.00025	0.00018
78-93-3	2-Butanone (MEK)	0.00675	J ^	0.010	0.00050	0.00057
591-78-6	2-Hexanone	0.00867	J	0.010	0.00050	0.00041
108-10-1	4-Methyl-2-pentanone (MIBK)	0.00786	J	0.010	0.00050	0.00032
67-64-1	Acetone	0.00824	J	0.010	0.0010	0.0011
71-43-2	Benzene	0.000966	J	0.0010	0.00025	0.00013
75-25-2	Bromoform	0.000857	J	0.0010	0.00050	0.00064
74-83-9	Bromomethane	0.000956	J	0.0010	0.00050	0.00041
75-15-0	Carbon disulfide	0.000842	J	0.0010	0.00025	0.00013
56-23-5	Carbon tetrachloride	0.00136	^	0.0010	0.00025	0.00013
108-90-7	Chlorobenzene	0.000971	J	0.0010	0.00025	0.00015
74-87-3	Chloromethane	0.000984	J	0.0010	0.00050	0.00030
10061-01-5	cis-1,3-Dichloropropene	0.000862	J	0.0010	0.00025	0.00014
124-48-1	Dibromochloromethane	0.000769	J	0.0010	0.00025	0.00018
75-27-4	Bromodichloromethane	0.000830	J	0.0010	0.00025	0.00015
100-41-4	Ethylbenzene	0.000957	J	0.0010	0.00025	0.00017
1634-04-4	Methyl tert-butyl ether	0.000831	J	0.0010	0.00025	0.00017
75-09-2	Methylene Chloride	0.00138	^	0.0010	0.00050	0.00033
100-42-5	Styrene	0.000958	J	0.0010	0.00025	0.00011
127-18-4	Tetrachloroethene	0.00116		0.0010	0.00050	0.00029
108-88-3	Toluene	0.00113		0.0010	0.00025	0.00013
10061-02-6	trans-1,3-Dichloropropene	0.000805	J	0.0010	0.00025	0.00019
79-01-6	Trichloroethene	0.000931	J	0.0010	0.00025	0.00017
75-01-4	Vinyl chloride	0.000954	J	0.0010	0.00025	0.00022
1330-20-7	Xylenes, Total	0.00310		0.0020	0.00075	0.00028
67-66-3	Chloroform	0.000796	J	0.0010	0.00025	0.00016
74-97-5	Bromochloromethane	0.000968	J	0.0010	0.00050	0.00029
106-93-4	1,2-Dibromoethane	0.000840	J	0.0010	0.00025	0.00024
75-00-3	Chloroethane	0.00101		0.0010	0.00050	0.00029

FORM I
GC/MS VOA ORGANICS ANALYSIS DATA SHEET

Lab Name: TestAmerica Canton
Job No.: 240-21987-1
SDG No.:
Client Sample ID:
Lab Sample ID: MRL 240-79725/5
Matrix: Water
Lab File ID: UX129317.D
Analysis Method: 8260B/DoD
Date Collected:
Sample wt/vol: 5(mL)
Date Analyzed: 03/28/2013 10:29
Soil Aliquot Vol:
Dilution Factor: 1
Soil Extract Vol.:
GC Column: DB-624 ID: 0.18(mm)
% Moisture:
Level: (low/med) Low
Analysis Batch No.: 79725
Units: ng/uL

CAS NO.	SURROGATE	%REC	Q	LIMITS
2037-26-5	Toluene-d8 (Surr)	112		50-150
17060-07-0	1,2-Dichloroethane-d4 (Surr)	105		50-150
460-00-4	4-Bromofluorobenzene (Surr)	110		50-150
1868-53-7	Dibromofluoromethane (Surr)	107		50-150

Report Date: 29-Mar-2013 09:09:27 Chrom Revision: 2.0 01-Feb-2013 10:03:10

TestAmerica Canton
Target Compound Quantitation Report

Data File: \\Ncchrom\ChromData\A3UX12\20130328-18335.b\UX129317.D
Lims ID: MRL Client ID:
Inject. Date: 28-Mar-2013 10:29:30 Dil. Factor: 1.0000
Sample Type: MRL
Sample ID: 240-0018335-005
Misc. Info.:
Operator: 1904 Instrument ID: A3UX12
Purge Vol: 5.000 mL ALS Bottle#: 5
Lims Batch ID: 79725 Lims Sample ID: 5
Detector: MS SCAN

Method: \\Ncchrom\ChromData\A3UX12\20130328-18335.b\8260_12.m
Last Update: 29-Mar-2013 09:09:26 Calib Date: 19-Mar-2013 21:04:30
Quant Method: Internal Standard Quant By: Initial Calibration
Last ICal File: \\Ncchrom\ChromData\A3UX12\20130319-18085.b\UX129109.D
Limit Group: MSV 8260DOD ICAL
Integrator: RTE ID Type: Deconvolution ID
Column Type: DB-624 Column Dia: 0.18 mm
Process Host: XAWRK001

First Level Reviewer: quayler Date: 28-Mar-2013 10:46:18

Compound	Sig	RT	EXP RT	DLT RT	Q	Response	On-Col Amt ug/l	Flags
* 1 Fluorobenzene	96	5.333	5.334	-0.001	99	1624775	20.0	
* 2 Chlorobenzene-d5	117	7.996	7.996	0.0	84	1192131	20.0	
* 3 1,4-Dichlorobenzene-d4	152	10.232	10.232	0.0	96	561153	20.0	
$ 4 BFB	95	2.955	3.805	-0.850	0	737	0	
$ 5 Dibromofluoromethane (Surr)	113	4.765	4.766	-0.001	55	378800	21.4	
$ 6 1,2-Dichloroethane-d4 (Surr)	65	5.049	5.050	-0.001	90	447982	21.1	
$ 7 Toluene-d8 (Surr)	98	6.682	6.682	0.0	92	1593701	22.3	
$ 131 4-Bromofluorobenzene (Surr)	95	9.108	9.108	0.0	88	572701	22.0	
137 Benzyl chloride	126		0.000					
149 1,3-Diethylbenzene TIC	1		0.000					
143 1,4-Dichlorobutane	1		0.000					
147 C6-C12	1		0.000					
146 Butyl Methacrylate TIC	1		0.000					
148 C6-C10	1		0.000					
142 Chlorodifluoromethane TIC	1		0.000					
12 Dichlorodifluoromethane	85	1.653	1.642	0.011	34	25004	1.06	
13 Chloromethane	50	1.795	1.795	0.0	80	30052	0.9840	
14 Vinyl chloride	62	1.890	1.902	-0.012	87	29597	0.9543	
15 Bromomethane	94	2.198	2.198	0.0	63	18148	0.9559	
16 Chloroethane	64	2.304	2.304	0.0	74	21469	1.01	
17 Dichlorofluoromethane	67		2.458					
18 Trichlorofluoromethane	101	2.505	2.517	-0.012	48	25948	1.12	
19 Ethyl ether	59		2.718					
20 Acrolein	56	2.837	2.837	0.0	70	23690	7.39	
25 Methylal	45		2.856					9
22 Acetone	43	2.955	2.955	0.0	86	46117	8.24	
21 1,1-Dichloroethene	61	2.955	2.955	0.0	73	36660	0.9726	
23 1,1,2-Trichloro-1,2,2-trifluoroe	101	2.955	2.955	0.0	16	18579	0.9437	
24 Iodomethane	142	3.109	3.109	0.0	83	32470	0.9136	
26 Carbon disulfide	76	3.156	3.156	0.0	97	63399	0.8424	

Compound	Sig	RT	EXP RT	DLT RT	Q	Response	On-Col Amt ug/l	Flags
27 Acetonitrile	41	3.192	3.192	0.0	91	22530	9.58	
28 Methyl acetate	43	3.227	3.227	0.0	84	24670	1.75	
29 3-Chloro-1-propene	76		3.227					9
30 Methylene Chloride	49	3.357	3.369	-0.012	85	57946	1.38	
31 2-Methyl-2-propanol	59	3.393	3.393	0.0	82	22462	37.2	
32 Acrylonitrile	53	3.523	3.523	0.0	77	13106	1.75	
34 Methyl tert-butyl ether	73	3.547	3.547	0.0	82	47610	0.8310	
33 trans-1,2-Dichloroethene	61	3.558	3.559	-0.001	67	26656	0.9235	
35 Hexane	57	3.771	3.772	-0.001	84	21911	1.34	
36 1,1-Dichloroethane	63	3.902	3.902	0.0	83	28514	0.8500	
37 Vinyl acetate	86	3.913	3.925	-0.012	79	4665	1.56	
38 Isopropyl ether	87		3.937					
39 2-Chloro-1,3-butadiene	53		3.973					
40 Tert-butyl ethyl ether	59		4.233					
42 cis-1,2-Dichloroethene	61	4.375	4.375	0.0	46	28600	1.06	
43 2,2-Dichloropropane	77	4.375	4.375	0.0	30	13621	1.24	
41 2-Butanone (MEK)	72	4.375	4.375	0.0	88	15396	6.75	
45 Ethyl acetate	43		4.411					9
44 Propionitrile	54		4.434					
46 Methacrylonitrile	41		4.553					9
47 Chlorobromomethane	49	4.576	4.576	0.0	68	14103	0.9681	
48 Tetrahydrofuran	42	4.612	4.612	0.0	67	6226	0.3355	
49 Chloroform	83	4.623	4.624	-0.001	53	25238	0.7956	
50 1,1,1-Trichloroethane	97	4.801	4.801	0.0	56	17979	0.9593	
51 Cyclohexane	56	4.848	4.860	-0.012	61	25502	0.9847	
52 1,1-Dichloropropene	75	4.931	4.931	0.0	77	25175	1.07	
53 Carbon tetrachloride	117	4.931	4.943	-0.012	36	17171	1.36	
54 Isobutyl alcohol	41		4.979					
55 Benzene	78	5.109	5.109	-0.001	74	76551	0.9665	
56 1,2-Dichloroethane	62	5.109	5.109	-0.001	27	25918	1.15	
57 Tert-amyl methyl ether	73		5.180					9
58 n-Heptane	100		5.298					
59 n-Butanol	56		5.535					
61 Ethyl acrylate	55		5.605					
60 Trichloroethene	130	5.629	5.641	-0.012	69	17376	0.9313	
63 Methylcyclohexane	55	5.807	5.807	0.0	77	25523	1.56	
62 1,2-Dichloropropane	63	5.830	5.830	0.0	68	16508	0.8677	
64 Methyl methacrylate	41	5.818	5.890	-0.072	21	20289	1.43	
66 1,4-Dioxane	88	5.937	5.937	0.0	35	10291	47.9	
65 Dibromomethane	174	5.937	5.937	0.0	70	9606	0.9090	
67 Dichlorobromomethane	83	6.055	6.055	0.0	71	17937	0.8305	
68 2-Nitropropane	41		6.245					
69 2-Chloroethyl vinyl ether	63	6.292	6.292	0.0	79	21455	1.77	
70 cis-1,3-Dichloropropene	75	6.434	6.434	0.0	57	24939	0.8618	
71 4-Methyl-2-pentanone (MIBK)	43	6.564	6.564	0.0	87	125263	7.86	
72 Toluene	91	6.741	6.742	-0.001	91	86192	1.13	
73 trans-1,3-Dichloropropene	75	6.919	6.919	0.0	62	18080	0.8052	
74 Ethyl methacrylate	69	6.978	6.978	0.0	63	20772	0.9318	
75 1,1,2-Trichloroethane	97	7.096	7.097	-0.001	50	13501	0.7951	
77 Tetrachloroethene	166	7.238	7.239	-0.001	85	15573	1.16	
76 1,3-Dichloropropane	76	7.250	7.250	0.0	69	32999	1.06	
80 Tetrahydrothiophene	60		7.255					

Compound	Sig	RT	EXP RT	DLT RT	Q	Response	On-Col Amt ug/l	Flags
78 2-Hexanone	43	7.298	7.298	0.0	92	85309	8.67	
136 n-Butyl acetate	43		7.404					9
79 Chlorodibromomethane	129	7.463	7.463	0.0	35	10975	0.7689	
123 Ethylene Dibromide	107	7.570	7.570	0.0	49	13471	0.8402	
81 1-Chlorohexane	91		7.996					9
82 Chlorobenzene	112	8.019	8.020	-0.001	52	49557	0.9710	
83 1,1,1,2-Tetrachloroethane	131	8.090	8.091	-0.001	61	12654	0.9594	
84 Ethylbenzene	106	8.114	8.114	0.0	89	23671	0.9573	
10 m-Xylene & p-Xylene	106	8.221	8.221	0.0	94	63287	2.04	
85 o-Xylene	106	8.611	8.599	0.012	76	34104	1.06	
86 Styrene	104	8.611	8.611	0.0	87	52352	0.9582	
87 Bromoform	173	8.800	8.801	-0.001	26	6927	0.8568	
88 Isopropylbenzene	105	8.954	8.954	0.0	72	76432	1.13	
89 Cyclohexanone	55		9.049					9
90 1,1,2,2-Tetrachloroethane	83	9.238	9.227	0.011	65	25726	1.09	
91 Bromobenzene	156	9.262	9.262	0.0	86	20256	1.02	
92 1,2,3-Trichloropropane	110	9.286	9.286	0.0	23	7730	1.02	
93 trans-1,4-Dichloro-2-butene	53	9.286	9.286	0.0	3	1826	0.3495	
94 N-Propylbenzene	120	9.345	9.345	0.0	84	20331	1.12	
95 2-Chlorotoluene	126	9.439	9.440	-0.001	85	17852	1.07	
96 1,3,5-Trimethylbenzene	105	9.522	9.511	0.011	81	58809	1.03	
104 4-Chlorotoluene	126	9.546	9.546	0.0	81	18655	1.04	
97 tert-Butylbenzene	119	9.842	9.842	0.0	74	69307	1.42	
98 1,2,4-Trimethylbenzene	105	9.889	9.889	0.0	73	64623	1.09	
99 sec-Butylbenzene	105	10.055	10.055	0.0	85	110352	1.58	
100 1,3-Dichlorobenzene	146	10.173	10.173	0.0	77	38584	1.09	
101 4-Isopropyltoluene	119	10.197	10.197	0.0	71	89951	1.51	
102 1,4-Dichlorobenzene	146	10.256	10.256	0.0	61	37722	1.03	
103 1,2,3-Trimethylbenzene	105		10.303					9
105 n-Butylbenzene	91	10.599	10.599	0.0	91	100998	1.88	
106 1,2-Dichlorobenzene	146	10.634	10.635	-0.001	79	38336	1.05	
107 1,2-Dibromo-3-Chloropropane	157	11.404	11.404	0.0	4	1948	0.5178	
108 1,3,5-Trichlorobenzene	180	11.628	11.617	0.011	72	23830	1.05	
109 1,2,4-Trichlorobenzene	180	12.232	12.244	-0.012	73	40203	1.92	
110 Hexachlorobutadiene	225	12.409	12.410	-0.001	62	23381	2.53	
111 Naphthalene	128	12.492	12.492	0.0	80	71329	1.14	
112 1,2,3-Trichlorobenzene	180	12.753	12.753	0.0	72	34075	1.73	
113 2-Methylnaphthalene	142		13.830					9
S 145 Trihalomethanes, Total	1				0		3.25	
S 11 1,2-Dichloroethene, Total	96				0		1.98	
S 9 1,3-Dichloropropene, Total	75				0		1.67	
S 114 Xylenes, Total	106				0		3.10	
T 144 Hexachloroethane TIC	166		10.910					1

QC Flag Legend

Processing Flags
1 - Missing Peaks
9 - Failed A Reference Spectral Test

Report Date: 29-Mar-2013 09:09:27 Chrom Revision: 2.0 01-Feb-2013 10:03:10

TestAmerica Canton

Data File:	\\Ncchrom\ChromData\A3UX12\20130328-18335.b\UX129317.D		
Injection Date:	28-Mar-2013 10:29:30	Limit Group:	MSV 8260DOD ICAL
Client ID:		Instrument ID:	A3UX12
Lims Batch ID:	79725	Lims Sample ID:	5
Operator ID:	1904	Purge Vol:	5.000 mL
Column Type:	DB-624	Column Dia:	0.18 mm

Y Scaling: Method Defined: Scale to the Nth Largest Target: 2

FORM I
GC/MS VOA ORGANICS ANALYSIS DATA SHEET

Lab Name: TestAmerica Canton | Job No.: 240-21987-1

SDG No.:

Client Sample ID: | Lab Sample ID: MRL 240-79725/14

Matrix: Water | Lab File ID: UX129326.D

Analysis Method: 8260B/DoD | Date Collected:

Sample wt/vol: 5(mL) | Date Analyzed: 03/28/2013 14:26

Soil Aliquot Vol: | Dilution Factor: 1

Soil Extract Vol.: | GC Column: DB-624 ID: 0.18(mm)

% Moisture: | Level: (low/med) Low

Analysis Batch No.: 79725 | Units: ng/uL

CAS NO.	COMPOUND NAME	RESULT	Q	LOQ	LOD	DL
71-55-6	1,1,1-Trichloroethane	0.000953	J	0.0010	0.00025	0.00022
79-34-5	1,1,2,2-Tetrachloroethane	0.000888	J	0.0010	0.00025	0.00018
79-00-5	1,1,2-Trichloroethane	0.000755	J	0.0010	0.00050	0.00027
75-34-3	1,1-Dichloroethane	0.000803	J	0.0010	0.00025	0.00015
75-35-4	1,1-Dichloroethene	0.000818	J	0.0010	0.00025	0.00019
107-06-2	1,2-Dichloroethane	0.00100		0.0010	0.00025	0.00022
540-59-0	1,2-Dichloroethene, Total	0.00174	J	0.0020	0.00050	0.00034
78-87-5	1,2-Dichloropropane	0.000871	J	0.0010	0.00025	0.00018
78-93-3	2-Butanone (MEK)	0.00692	J ^	0.010	0.00050	0.00057
591-78-6	2-Hexanone	0.00702	J	0.010	0.00050	0.00041
108-10-1	4-Methyl-2-pentanone (MIBK)	0.00664	J ^	0.010	0.00050	0.00032
67-64-1	Acetone	0.00654	J ^	0.010	0.0010	0.0011
71-43-2	Benzene	0.000907	J	0.0010	0.00025	0.00013
75-25-2	Bromoform	0.000641	J ^	0.0010	0.00050	0.00064
74-83-9	Bromomethane	0.00123		0.0010	0.00050	0.00041
75-15-0	Carbon disulfide	0.000845	J	0.0010	0.00025	0.00013
56-23-5	Carbon tetrachloride	0.000966	J	0.0010	0.00025	0.00013
108-90-7	Chlorobenzene	0.000923	J	0.0010	0.00025	0.00015
74-87-3	Chloromethane	0.00133	^	0.0010	0.00050	0.00030
10061-01-5	cis-1,3-Dichloropropene	0.000817	J	0.0010	0.00025	0.00014
124-48-1	Dibromochloromethane	0.000975	J	0.0010	0.00025	0.00018
75-27-4	Bromodichloromethane	0.000900	J	0.0010	0.00025	0.00015
100-41-4	Ethylbenzene	0.000840	J	0.0010	0.00025	0.00017
1634-04-4	Methyl tert-butyl ether	0.000814	J	0.0010	0.00025	0.00017
75-09-2	Methylene Chloride	0.00150	^	0.0010	0.00050	0.00033
100-42-5	Styrene	0.000848	J	0.0010	0.00025	0.00011
127-18-4	Tetrachloroethene	0.00101		0.0010	0.00050	0.00029
108-88-3	Toluene	0.000966	J	0.0010	0.00025	0.00013
10061-02-6	trans-1,3-Dichloropropene	0.000873	J	0.0010	0.00025	0.00019
79-01-6	Trichloroethene	0.000718	J	0.0010	0.00025	0.00017
75-01-4	Vinyl chloride	0.00133	^	0.0010	0.00025	0.00022
1330-20-7	Xylenes, Total	0.00263		0.0020	0.00075	0.00028
67-66-3	Chloroform	0.000920	J	0.0010	0.00025	0.00016
74-97-5	Bromochloromethane	0.000990	J	0.0010	0.00050	0.00029
106-93-4	1,2-Dibromoethane	0.000890	J	0.0010	0.00025	0.00024
75-00-3	Chloroethane	0.00129		0.0010	0.00050	0.00029

FORM I
GC/MS VOA ORGANICS ANALYSIS DATA SHEET

Lab Name: TestAmerica Canton
Job No.: 240-21987-1
SDG No.:
Client Sample ID:
Lab Sample ID: MRL 240-79725/14
Matrix: Water
Lab File ID: UX129326.D
Analysis Method: 8260B/DoD
Date Collected:
Sample wt/vol: 5(mL)
Date Analyzed: 03/28/2013 14:26
Soil Aliquot Vol:
Dilution Factor: 1
Soil Extract Vol.:
GC Column: DB-624 ID: 0.18(mm)
% Moisture:
Level: (low/med) Low
Analysis Batch No.: 79725
Units: ng/uL

CAS NO.	SURROGATE	%REC	Q	LIMITS
2037-26-5	Toluene-d8 (Surr)	106		50-150
17060-07-0	1,2-Dichloroethane-d4 (Surr)	100		50-150
460-00-4	4-Bromofluorobenzene (Surr)	102		50-150
1868-53-7	Dibromofluoromethane (Surr)	103		50-150

Report Date: 29-Mar-2013 09:09:33 Chrom Revision: 2.0 01-Feb-2013 10:03:10

TestAmerica Canton
Target Compound Quantitation Report

Data File: \\Ncchrom\ChromData\A3UX12\20130328-18335.b\UX129326.D
Lims ID: MRL Client ID:
Inject. Date: 28-Mar-2013 14:26:30 Dil. Factor: 1.0000
Sample Type: MRL
Sample ID: 240-0018335-014
Misc. Info.:
Operator: 1904 Instrument ID: A3UX12
Purge Vol: 5.000 mL ALS Bottle#: 14
Lims Batch ID: 79725 Lims Sample ID: 14
Detector: MS SCAN

Method: \\Ncchrom\ChromData\A3UX12\20130328-18335.b\8260_12.m
Last Update: 29-Mar-2013 09:09:26 Calib Date: 19-Mar-2013 21:04:30
Quant Method: Internal Standard Quant By: Initial Calibration
Last ICal File: \\Ncchrom\ChromData\A3UX12\20130319-18085.b\UX129109.D
Limit Group: MSV 8260DOD ICAL
Integrator: RTE ID Type: Deconvolution ID
Column Type: DB-624 Column Dia: 0.18 mm
Process Host: XAWRK001

First Level Reviewer: quayler Date: 28-Mar-2013 14:49:21

Compound	Sig	RT	EXP RT	DLT RT	Q	Response	On-Col Amt ug/l	Flags
* 1 Fluorobenzene	96	5.333	5.334	-0.001	99	1721180	20.0	
* 2 Chlorobenzene-d5	117	7.996	7.996	0.0	83	1262794	20.0	
* 3 1,4-Dichlorobenzene-d4	152	10.244	10.232	0.012	93	582422	20.0	
$ 4 BFB	95	4.576	3.805	0.771	0	2398	0	
$ 5 Dibromofluoromethane (Surr)	113	4.765	4.766	-0.001	56	386293	20.6	
$ 6 1,2-Dichloroethane-d4 (Surr)	65	5.049	5.050	-0.001	90	450284	20.0	
$ 7 Toluene-d8 (Surr)	98	6.682	6.682	0.0	93	1604259	21.2	
$ 131 4-Bromofluorobenzene (Surr)	95	9.108	9.108	0.0	89	563195	20.5	
137 Benzyl chloride	126		0.000					
149 1,3-Diethylbenzene TIC	1		0.000					
143 1,4-Dichlorobutane	1		0.000					
147 C6-C12	1		0.000					
146 Butyl Methacrylate TIC	1		0.000					
148 C6-C10	1		0.000					
142 Chlorodifluoromethane TIC	1		0.000					
12 Dichlorodifluoromethane	85	1.653	1.642	0.011	74	40412	1.62	
13 Chloromethane	50	1.783	1.795	-0.012	86	43190	1.33	
14 Vinyl chloride	62	1.902	1.902	0.0	59	43727	1.33	
15 Bromomethane	94	2.198	2.198	0.0	79	24680	1.23	
16 Chloroethane	64	2.304	2.304	0.0	61	29036	1.29	
17 Dichlorofluoromethane	67		2.458					
18 Trichlorofluoromethane	101	2.529	2.517	0.012	55	38435	1.46	
19 Ethyl ether	59		2.718					9
20 Acrolein	56	2.837	2.837	0.0	77	23103	6.81	
25 Methylal	45		2.856					
22 Acetone	43	2.967	2.955	0.012	93	40282	6.54	
21 1,1-Dichloroethene	61	2.955	2.955	0.0	72	32647	0.8176	
23 1,1,2-Trichloro-1,2,2-trifluoroe	101	2.967	2.955	0.012	36	15576	0.7469	
24 Iodomethane	142	3.109	3.109	0.0	88	27913	0.7414	
26 Carbon disulfide	76	3.156	3.156	0.0	96	67385	0.8452	

Compound	Sig	RT	EXP RT	DLT RT	Q	Response	On-Col Amt ug/l	Flags
27 Acetonitrile	41	3.203	3.192	0.011	96	22868	9.18	
28 Methyl acetate	43	3.227	3.227	0.0	80	20704	1.38	
29 3-Chloro-1-propene	76		3.227					9
30 Methylene Chloride	49	3.369	3.369	0.0	81	65169	1.50	
31 2-Methyl-2-propanol	59	3.393	3.393	0.0	79	18701	34.9	
32 Acrylonitrile	53	3.523	3.523	0.0	82	12819	1.62	
34 Methyl tert-butyl ether	73	3.547	3.547	0.0	85	49426	0.8144	
33 trans-1,2-Dichloroethene	61	3.558	3.559	-0.001	55	28477	0.9313	
35 Hexane	57	3.771	3.772	-0.001	78	20895	1.21	
36 1,1-Dichloroethane	63	3.902	3.902	0.0	78	28546	0.8033	
37 Vinyl acetate	86	3.925	3.925	0.0	90	2765	1.07	
38 Isopropyl ether	87		3.937					
39 2-Chloro-1,3-butadiene	53		3.973					
40 Tert-butyl ethyl ether	59		4.233					
42 cis-1,2-Dichloroethene	61	4.375	4.375	0.0	53	23002	0.8036	
43 2,2-Dichloropropane	77	4.375	4.375	0.0	41	13492	1.16	
41 2-Butanone (MEK)	72	4.387	4.375	0.012	90	16697	6.92	
45 Ethyl acetate	43		4.411					9
44 Propionitrile	54		4.434					
46 Methacrylonitrile	41		4.553					9
47 Chlorobromomethane	49	4.576	4.576	0.0	70	15278	0.9900	
48 Tetrahydrofuran	42	4.612	4.612	0.0	38	5678	0.1580	
49 Chloroform	83	4.635	4.624	0.011	53	30925	0.9203	
50 1,1,1-Trichloroethane	97	4.801	4.801	0.0	71	18925	0.9532	
51 Cyclohexane	56	4.848	4.860	-0.012	52	25151	0.9167	
52 1,1-Dichloropropene	75	4.919	4.931	-0.012	75	20541	0.8256	
53 Carbon tetrachloride	117	4.931	4.943	-0.012	39	12939	0.9662	
54 Isobutyl alcohol	41		4.979					
55 Benzene	78	5.109	5.109	0.0	91	76067	0.9066	
56 1,2-Dichloroethane	62	5.109	5.109	0.0	46	23938	1.00	
57 Tert-amyl methyl ether	73		5.180					9
58 n-Heptane	100		5.298					
59 n-Butanol	56		5.535					
61 Ethyl acrylate	55		5.605					
60 Trichloroethene	130	5.641	5.641	0.0	56	14188	0.7179	
63 Methylcyclohexane	55	5.807	5.807	0.0	79	24997	1.44	
62 1,2-Dichloropropane	63	5.830	5.830	0.0	76	17551	0.8708	
64 Methyl methacrylate	41	5.819	5.890	-0.071	28	19124	1.27	
66 1,4-Dioxane	88	5.937	5.937	0.0	27	5990	26.3	
65 Dibromomethane	174	5.937	5.937	0.0	69	9187	0.8207	
67 Dichlorobromomethane	83	6.055	6.055	0.0	73	20583	0.8996	
68 2-Nitropropane	41		6.245					
69 2-Chloroethyl vinyl ether	63	6.292	6.292	0.0	70	21977	1.71	
70 cis-1,3-Dichloropropene	75	6.434	6.434	0.0	65	25058	0.8174	
71 4-Methyl-2-pentanone (MIBK)	43	6.564	6.564	0.0	91	112182	6.64	
72 Toluene	91	6.741	6.742	-0.001	88	78231	0.9657	
73 trans-1,3-Dichloropropene	75	6.919	6.919	0.0	60	20770	0.8732	
74 Ethyl methacrylate	69	6.978	6.978	0.0	65	21217	0.8985	
75 1,1,2-Trichloroethane	97	7.085	7.097	-0.012	61	13574	0.7547	
77 Tetrachloroethene	166	7.238	7.239	-0.001	77	14351	1.01	
76 1,3-Dichloropropane	76	7.250	7.250	0.0	74	25992	0.7907	
80 Tetrahydrothiophene	60		7.255					

Compound	Sig	RT	EXP RT	DLT RT	Q	Response	On-Col Amt ug/l	Flags
78 2-Hexanone	43	7.309	7.298	0.011	90	73254	7.02	
136 n-Butyl acetate	43		7.404					9
79 Chlorodibromomethane	129	7.463	7.463	0.0	37	14742	0.9750	
123 Ethylene Dibromide	107	7.582	7.570	0.012	39	15122	0.8904	
81 1-Chlorohexane	91		7.996					9
82 Chlorobenzene	112	8.019	8.020	-0.001	64	49882	0.9227	
83 1,1,1,2-Tetrachloroethane	131	8.090	8.091	-0.001	59	14371	1.03	
84 Ethylbenzene	106	8.114	8.114	0.0	91	21998	0.8399	
10 m-Xylene & p-Xylene	106	8.221	8.221	0.0	94	56279	1.71	
85 o-Xylene	106	8.599	8.599	0.0	77	31223	0.9163	
86 Styrene	104	8.611	8.611	0.0	82	49061	0.8477	
87 Bromoform	173	8.800	8.801	-0.001	63	5490	0.6410	
88 Isopropylbenzene	105	8.954	8.954	0.0	79	67505	0.9448	
89 Cyclohexanone	55		9.049					9
90 1,1,2,2-Tetrachloroethane	83	9.226	9.227	-0.001	73	21673	0.8878	
91 Bromobenzene	156	9.262	9.262	0.0	84	17076	0.8293	
92 1,2,3-Trichloropropane	110	9.286	9.286	0.0	43	6841	0.8702	
93 trans-1,4-Dichloro-2-butene	53	9.286	9.286	0.0	16	2998	0.5529	
94 N-Propylbenzene	120	9.345	9.345	0.0	89	16397	0.8739	
95 2-Chlorotoluene	126	9.439	9.440	-0.001	78	16565	0.9530	
96 1,3,5-Trimethylbenzene	105	9.510	9.511	-0.001	68	60905	1.03	
104 4-Chlorotoluene	126	9.546	9.546	0.0	81	19246	1.03	
97 tert-Butylbenzene	119	9.842	9.842	0.0	68	57799	1.14	
98 1,2,4-Trimethylbenzene	105	9.889	9.889	0.0	45	63662	1.04	
99 sec-Butylbenzene	105	10.055	10.055	0.0	74	108942	1.50	
100 1,3-Dichlorobenzene	146	10.185	10.173	0.012	79	37889	1.03	
101 4-Isopropyltoluene	119	10.197	10.197	0.0	76	86969	1.40	
102 1,4-Dichlorobenzene	146	10.256	10.256	0.0	63	35981	0.9495	
103 1,2,3-Trimethylbenzene	105		10.303					9
105 n-Butylbenzene	91	10.599	10.599	0.0	88	93873	1.68	
106 1,2-Dichlorobenzene	146	10.635	10.635	-0.001	79	34446	0.9067	
107 1,2-Dibromo-3-Chloropropane	157	11.404	11.404	0.0	1	3606	0.9235	
108 1,3,5-Trichlorobenzene	180	11.617	11.617	0.0	72	22299	0.9439	
109 1,2,4-Trichlorobenzene	180	12.232	12.244	-0.012	70	41076	1.89	
110 Hexachlorobutadiene	225	12.409	12.410	-0.001	70	18132	1.89	
111 Naphthalene	128	12.492	12.492	0.0	78	62954	0.9717	
112 1,2,3-Trichlorobenzene	180	12.753	12.753	0.0	72	36096	1.76	
113 2-Methylnaphthalene	142		13.830					
S 145 Trihalomethanes, Total	1				0		3.44	
S 11 1,2-Dichloroethene, Total	96				0		1.73	
S 9 1,3-Dichloropropene, Total	75				0		1.69	
S 114 Xylenes, Total	106				0		2.63	
T 144 Hexachloroethane TIC	166		10.910					1

QC Flag Legend

Processing Flags
1 - Missing Peaks
9 - Failed A Reference Spectral Test

Report Date: 29-Mar-2013 09:09:33 Chrom Revision: 2.0 01-Feb-2013 10:03:10

TestAmerica Canton

Data File:	\\Ncchrom\ChromData\A3UX12\20130328-18335.b\UX129326.D		
Injection Date:	28-Mar-2013 14:26:30	Limit Group:	MSV 8260DOD ICAL
Client ID:		Instrument ID:	A3UX12
Lims Batch ID:	79725	Lims Sample ID:	14
Operator ID:	1904	Purge Vol:	5.000 mL
Column Type:	DB-624	Column Dia:	0.18 mm

Y Scaling: Method Defined: Scale to the Nth Largest Target: 2

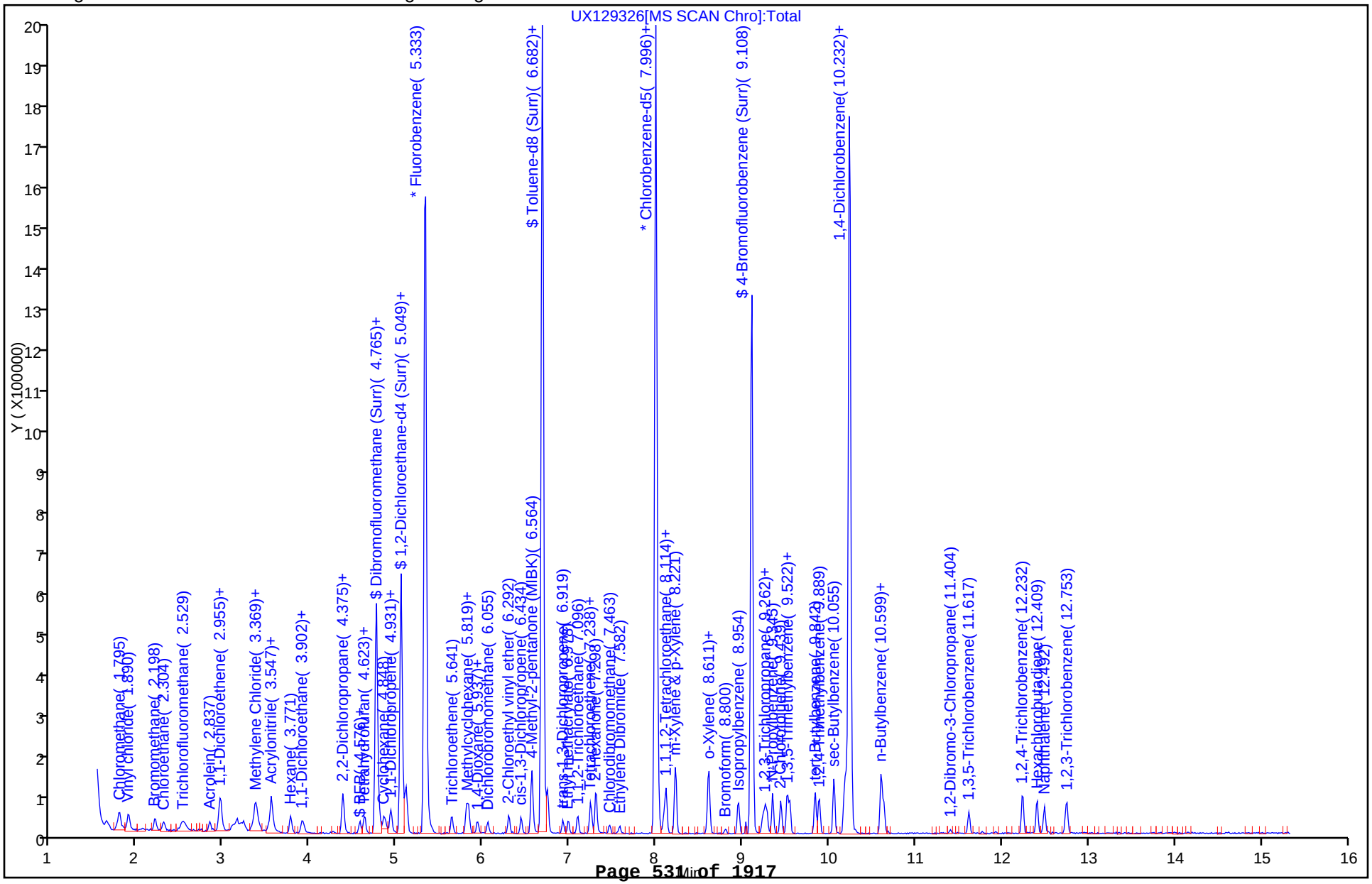

FORM I
GC/MS VOA ORGANICS ANALYSIS DATA SHEET

Lab Name: TestAmerica Canton | Job No.: 240-21987-1

SDG No.:

Client Sample ID: 079-0007-0001-SOURCEWATER | Lab Sample ID: 240-21987-1 MS

Matrix: Water | Lab File ID: UX129324.D

Analysis Method: 8260B/DoD | Date Collected: 03/14/2013 12:00

Sample wt/vol: 5(mL) | Date Analyzed: 03/28/2013 13:33

Soil Aliquot Vol: | Dilution Factor: 1

Soil Extract Vol.: | GC Column: DB-624 ID: 0.18(mm)

% Moisture: | Level: (low/med) Low

Analysis Batch No.: 79725 | Units: ug/L

CAS NO.	COMPOUND NAME	RESULT	Q	LOQ	LOD	DL
71-55-6	1,1,1-Trichloroethane	22.3		1.0	0.25	0.22
79-34-5	1,1,2,2-Tetrachloroethane	18.4		1.0	0.25	0.18
79-00-5	1,1,2-Trichloroethane	18.6		1.0	0.50	0.27
75-34-3	1,1-Dichloroethane	19.9		1.0	0.25	0.15
75-35-4	1,1-Dichloroethene	19.6		1.0	0.25	0.19
107-06-2	1,2-Dichloroethane	20.8		1.0	0.25	0.22
540-59-0	1,2-Dichloroethene, Total	38.5		2.0	0.50	0.34
78-87-5	1,2-Dichloropropane	19.4		1.0	0.25	0.18
78-93-3	2-Butanone (MEK)	39.4		10	0.57	0.57
591-78-6	2-Hexanone	37.1		10	0.50	0.41
108-10-1	4-Methyl-2-pentanone (MIBK)	32.9		10	0.50	0.32
67-64-1	Acetone	32.0		10	1.1	1.1
71-43-2	Benzene	19.5		1.0	0.25	0.13
75-25-2	Bromoform	18.4		1.0	0.64	0.64
74-83-9	Bromomethane	15.7		1.0	0.50	0.41
75-15-0	Carbon disulfide	19.3		1.0	0.25	0.13
56-23-5	Carbon tetrachloride	25.1		1.0	0.25	0.13
108-90-7	Chlorobenzene	19.6		1.0	0.25	0.15
74-87-3	Chloromethane	17.5		1.0	0.50	0.30
10061-01-5	cis-1,3-Dichloropropene	18.5		1.0	0.25	0.14
124-48-1	Dibromochloromethane	19.8		1.0	0.25	0.18
75-27-4	Bromodichloromethane	19.8		1.0	0.25	0.15
100-41-4	Ethylbenzene	19.9		1.0	0.25	0.17
1634-04-4	Methyl tert-butyl ether	18.0		1.0	0.25	0.17
75-09-2	Methylene Chloride	18.7		1.0	0.50	0.33
100-42-5	Styrene	20.5		1.0	0.25	0.11
127-18-4	Tetrachloroethene	21.3		1.0	0.50	0.29
108-88-3	Toluene	20.2		1.0	0.25	0.13
10061-02-6	trans-1,3-Dichloropropene	20.2		1.0	0.25	0.19
79-01-6	Trichloroethene	20.1		1.0	0.25	0.17
75-01-4	Vinyl chloride	18.5		1.0	0.25	0.22
1330-20-7	Xylenes, Total	58.7		2.0	0.75	0.28
67-66-3	Chloroform	19.9		1.0	0.25	0.16
74-97-5	Bromochloromethane	24.1		1.0	0.50	0.29
106-93-4	1,2-Dibromoethane	19.0		1.0	0.25	0.24
75-00-3	Chloroethane	18.0		1.0	0.50	0.29

FORM I
GC/MS VOA ORGANICS ANALYSIS DATA SHEET

Lab Name: TestAmerica Canton | Job No.: 240-21987-1

SDG No.:

Client Sample ID: 079-0007-0001-SOURCEWATER | Lab Sample ID: 240-21987-1 MS

Matrix: Water | Lab File ID: UX129324.D

Analysis Method: 8260B/DoD | Date Collected: 03/14/2013 12:00

Sample wt/vol: 5(mL) | Date Analyzed: 03/28/2013 13:33

Soil Aliquot Vol: | Dilution Factor: 1

Soil Extract Vol.: | GC Column: DB-624 ID: 0.18(mm)

% Moisture: | Level: (low/med) Low

Analysis Batch No.: 79725 | Units: ug/L

CAS NO.	SURROGATE	%REC	Q	LIMITS
2037-26-5	Toluene-d8 (Surr)	110		85-120
17060-07-0	1,2-Dichloroethane-d4 (Surr)	105		70-120
460-00-4	4-Bromofluorobenzene (Surr)	106		75-120
1868-53-7	Dibromofluoromethane (Surr)	109		85-115

TestAmerica Canton
Target Compound Quantitation Report

Data File: \\Ncchrom\ChromData\A3UX12\20130328-18335.b\UX129324.D
Lims ID: 240-21987-B-1 MS
Client ID:
Inject. Date: 28-Mar-2013 13:33:30
Dil. Factor: 1.0000
Sample Type: MS
Sample ID: 240-0018335-012
Misc. Info.:
Operator: 1904
Instrument ID: A3UX12
Purge Vol: 5.000 mL
ALS Bottle#: 12
Lims Batch ID: 79725
Lims Sample ID: 12
Detector: MS SCAN

Method: \\Ncchrom\ChromData\A3UX12\20130328-18335.b\8260_12.m
Last Update: 29-Mar-2013 09:09:26
Calib Date: 19-Mar-2013 21:04:30
Quant Method: Internal Standard
Quant By: Initial Calibration
Last ICal File: \\Ncchrom\ChromData\A3UX12\20130319-18085.b\UX129109.D
Limit Group: MSV 8260DOD ICAL
Integrator: RTE
ID Type: Deconvolution ID
Column Type: DB-624
Column Dia: 0.18 mm
Process Host: XAWRK001

Compound	Sig	RT	EXP RT	DLT RT	Q	Response	On-Col Amt ug/l	Flags
* 1 Fluorobenzene	96	5.334	5.334	0.0	99	1627644	20.0	
* 2 Chlorobenzene-d5	117	7.996	7.996	0.0	85	1231680	20.0	
* 3 1,4-Dichlorobenzene-d4	152	10.244	10.232	0.012	88	589773	20.0	
$ 5 Dibromofluoromethane (Surr)	113	4.766	4.766	0.0	55	385580	21.8	
$ 6 1,2-Dichloroethane-d4 (Surr)	65	5.050	5.050	0.0	89	449008	21.1	
$ 7 Toluene-d8 (Surr)	98	6.682	6.682	0.0	83	1618383	22.0	
$ 131 4-Bromofluorobenzene (Surr)	95	9.108	9.108	0.0	87	570742	21.2	
137 Benzyl chloride	126		0.000					
149 1,3-Diethylbenzene TIC	1		0.000					
143 1,4-Dichlorobutane	1		0.000					
147 C6-C12	1		0.000					
146 Butyl Methacrylate TIC	1		0.000					
148 C6-C10	1		0.000					
142 Chlorodifluoromethane TIC	1		0.000					
12 Dichlorodifluoromethane	85	1.642	1.642	0.0	87	375703	16.0	
13 Chloromethane	50	1.795	1.795	0.0	88	536647	17.5	
14 Vinyl chloride	62	1.902	1.902	0.0	96	575681	18.5	
15 Bromomethane	94	2.198	2.198	0.0	90	298383	15.7	
16 Chloroethane	64	2.292	2.304	-0.012	97	384150	18.0	
17 Dichlorofluoromethane	67		2.458					
18 Trichlorofluoromethane	101	2.517	2.517	0.0	85	574889	19.4	
19 Ethyl ether	59	2.718	2.718	0.0	88	330115	24.1	
20 Acrolein	56	2.837	2.837	0.0	92	198441	61.8	
25 Methylal	45		2.856					9
22 Acetone	43	2.955	2.955	0.0	34	159743	32.0	
21 1,1-Dichloroethene	61	2.955	2.955	0.0	90	739370	19.6	
23 1,1,2-Trichloro-1,2,2-trifluoroe	101	2.955	2.955	0.0	58	386519	19.6	
24 Iodomethane	142	3.109	3.109	0.0	96	717694	20.2	
26 Carbon disulfide	76	3.156	3.156	0.0	98	1451547	19.3	
27 Acetonitrile	41	3.192	3.192	0.0	98	124809	53.0	
28 Methyl acetate	43	3.227	3.227	0.0	90	279657	19.8	
29 3-Chloro-1-propene	76		3.227					9

Compound	Sig	RT	EXP RT	DLT RT	Q	Response	On-Col Amt ug/l	Flags
30 Methylene Chloride	49	3.357	3.369	-0.012	85	579869	18.7	
31 2-Methyl-2-propanol	59	3.393	3.393	0.0	98	494896	277.7	
32 Acrylonitrile	53	3.523	3.523	0.0	99	393509	52.5	
34 Methyl tert-butyl ether	73	3.547	3.547	0.0	87	1035318	18.0	
33 trans-1,2-Dichloroethene	61	3.547	3.559	-0.012	92	533622	18.5	
35 Hexane	57	3.772	3.772	0.0	90	312222	19.1	
36 1,1-Dichloroethane	63	3.902	3.902	0.0	99	668130	19.9	
37 Vinyl acetate	86	3.925	3.925	0.0	95	70220	17.0	
38 Isopropyl ether	87	3.937	3.937	0.0	88	340495	22.1	
39 2-Chloro-1,3-butadiene	53		3.973					
40 Tert-butyl ethyl ether	59		4.233					
42 cis-1,2-Dichloroethene	61	4.375	4.375	0.0	69	540272	20.0	
43 2,2-Dichloropropane	77	4.387	4.375	0.012	60	254512	23.1	
41 2-Butanone (MEK)	72	4.375	4.375	0.0	59	82815	39.4	
45 Ethyl acetate	43		4.411					9
44 Propionitrile	54		4.434					
46 Methacrylonitrile	41		4.553					9
47 Chlorobromomethane	49	4.576	4.576	0.0	90	351893	24.1	
48 Tetrahydrofuran	42	4.612	4.612	0.0	87	86895	16.8	
49 Chloroform	83	4.635	4.624	0.011	81	631984	19.9	
50 1,1,1-Trichloroethane	97	4.801	4.801	0.0	90	418929	22.3	
51 Cyclohexane	56	4.848	4.860	-0.012	84	505379	19.5	
52 1,1-Dichloropropene	75	4.931	4.931	0.0	96	498331	21.2	
53 Carbon tetrachloride	117	4.931	4.943	-0.012	37	318288	25.1	
54 Isobutyl alcohol	41	4.979	4.979	0.0	92	278944	663.8	
55 Benzene	78	5.109	5.109	0.0	94	1550355	19.5	
56 1,2-Dichloroethane	62	5.109	5.109	0.0	86	469664	20.8	
57 Tert-amyl methyl ether	73		5.180					9
58 n-Heptane	100		5.298					
59 n-Butanol	56		5.535					
61 Ethyl acrylate	55		5.605					
60 Trichloroethene	130	5.641	5.641	0.0	93	375221	20.1	
63 Methylcyclohexane	55	5.807	5.807	0.0	87	307899	18.8	
62 1,2-Dichloropropane	63	5.831	5.830	0.001	96	370368	19.4	
64 Methyl methacrylate	41	5.819	5.890	-0.071	50	344201	24.2	
66 1,4-Dioxane	88	5.937	5.937	0.0	1	936	4.35	
65 Dibromomethane	174	5.937	5.937	0.0	87	228147	21.6	
67 Dichlorobromomethane	83	6.055	6.055	0.0	97	427486	19.8	
68 2-Nitropropane	41	6.233	6.245	-0.012	10	1428	0.4583	
69 2-Chloroethyl vinyl ether	63		6.292					
70 cis-1,3-Dichloropropene	75	6.434	6.434	0.0	90	536575	18.5	
71 4-Methyl-2-pentanone (MIBK)	43	6.564	6.564	0.0	93	524721	32.9	
72 Toluene	91	6.742	6.742	0.0	91	1596249	20.2	
73 trans-1,3-Dichloropropene	75	6.919	6.919	0.0	92	469000	20.2	
74 Ethyl methacrylate	69		6.978					
75 1,1,2-Trichloroethane	97	7.097	7.097	0.0	85	325971	18.6	
77 Tetrachloroethene	166	7.239	7.239	0.0	96	295890	21.3	
76 1,3-Dichloropropane	76	7.250	7.250	0.0	87	637741	19.9	
80 Tetrahydrothiophene	60		7.255					9
78 2-Hexanone	43	7.298	7.298	0.0	92	376845	37.1	
136 n-Butyl acetate	43		7.404					9
79 Chlorodibromomethane	129	7.463	7.463	0.0	84	292193	19.8	

Compound	Sig	RT	EXP RT	DLT RT	Q	Response	On-Col Amt ug/l	Flags
123 Ethylene Dibromide	107	7.570	7.570	0.0	98	314451	19.0	
81 1-Chlorohexane	91		7.996					9
82 Chlorobenzene	112	8.020	8.020	0.0	93	1031613	19.6	
83 1,1,1,2-Tetrachloroethane	131	8.091	8.091	0.0	81	272944	20.0	
84 Ethylbenzene	106	8.114	8.114	0.0	98	509381	19.9	
10 m-Xylene & p-Xylene	106	8.221	8.221	0.0	97	1281707	40.0	
85 o-Xylene	106	8.599	8.599	0.0	90	621173	18.7	
86 Styrene	104	8.611	8.611	0.0	92	1157301	20.5	
87 Bromoform	173	8.801	8.801	0.0	92	153415	18.4	
88 Isopropylbenzene	105	8.954	8.954	0.0	95	1443821	20.7	
89 Cyclohexanone	55	9.049	9.049	0.0	88	232632	158.5	
90 1,1,2,2-Tetrachloroethane	83	9.227	9.227	0.0	97	455963	18.4	
91 Bromobenzene	156	9.262	9.262	0.0	92	406654	19.5	
92 1,2,3-Trichloropropane	110	9.286	9.286	0.0	71	152774	19.2	
93 trans-1,4-Dichloro-2-butene	53	9.286	9.286	0.0	67	184114	33.5	
94 N-Propylbenzene	120	9.345	9.345	0.0	96	371278	19.5	
95 2-Chlorotoluene	126	9.440	9.440	0.0	95	344352	19.6	
96 1,3,5-Trimethylbenzene	105	9.522	9.511	0.011	94	1198557	20.0	
104 4-Chlorotoluene	126	9.546	9.546	0.0	97	391731	20.8	
97 tert-Butylbenzene	119	9.842	9.842	0.0	83	1031301	20.1	
98 1,2,4-Trimethylbenzene	105	9.889	9.889	0.0	72	1259338	20.2	
99 sec-Butylbenzene	105	10.055	10.055	0.0	93	1444366	19.6	
100 1,3-Dichlorobenzene	146	10.173	10.173	0.0	99	716222	19.2	
101 4-Isopropyltoluene	119	10.197	10.197	0.0	94	1278454	20.4	
102 1,4-Dichlorobenzene	146	10.256	10.256	0.0	92	750229	19.6	
103 1,2,3-Trimethylbenzene	105	10.303	10.303	0.0	87	1320045	18.9	
105 n-Butylbenzene	91	10.599	10.599	0.0	94	1125151	19.9	
106 1,2-Dichlorobenzene	146	10.635	10.635	0.0	95	715800	18.6	
107 1,2-Dibromo-3-Chloropropane	157	11.416	11.404	0.012	77	70156	17.7	
108 1,3,5-Trichlorobenzene	180		11.617					
109 1,2,4-Trichlorobenzene	180	12.244	12.244	0.0	91	409840	18.6	
110 Hexachlorobutadiene	225	12.410	12.410	0.0	92	161452	16.6	
111 Naphthalene	128	12.492	12.492	0.0	97	1119703	17.1	
112 1,2,3-Trichlorobenzene	180	12.753	12.753	0.0	93	370284	17.9	
113 2-Methylnaphthalene	142		13.830					
S 145 Trihalomethanes, Total	1				0		77.8	
S 11 1,2-Dichloroethene, Total	96				0		38.4	
S 9 1,3-Dichloropropene, Total	75				0		38.7	
S 114 Xylenes, Total	106				0		58.7	
T 144 Hexachloroethane TIC	166		10.910					1

QC Flag Legend

Processing Flags
1 - Missing Peaks
9 - Failed A Reference Spectral Test

Report Date: 29-Mar-2013 09:09:32 Chrom Revision: 2.0 01-Feb-2013 10:03:10

TestAmerica Canton

Data File:	\\Ncchrom\ChromData\A3UX12\20130328-18335.b\UX129324.D		
Injection Date:	28-Mar-2013 13:33:30	Limit Group:	MSV 8260DOD ICAL
Client ID:		Instrument ID:	A3UX12
Lims Batch ID:	79725	Lims Sample ID:	12
Operator ID:	1904	Purge Vol:	5.000 mL
Column Type:	DB-624	Column Dia:	0.18 mm

Y Scaling: Method Defined: Scale to the Nth Largest Target: 2

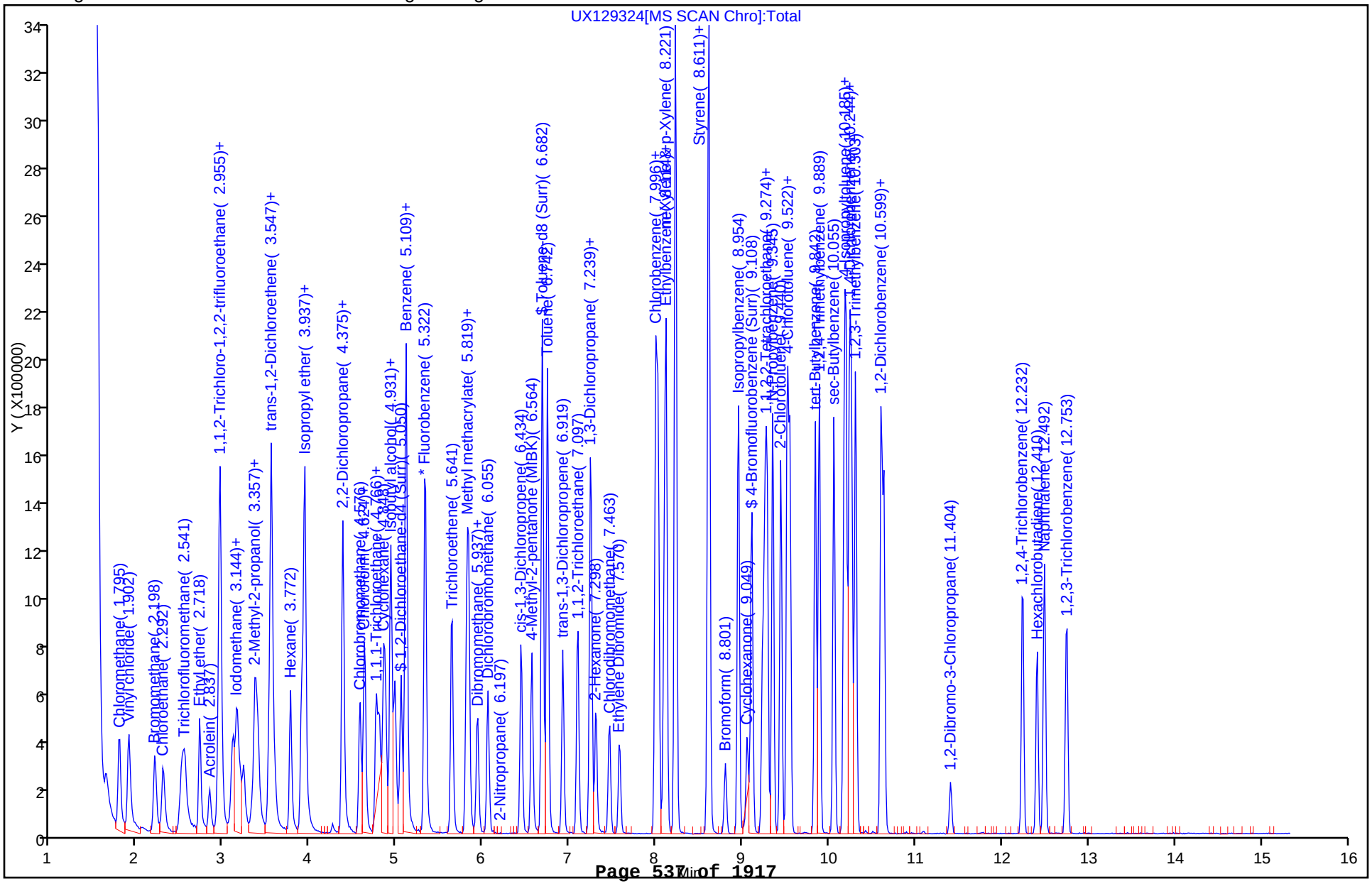

FORM I
GC/MS VOA ORGANICS ANALYSIS DATA SHEET

Lab Name: TestAmerica Canton | Job No.: 240-21987-1

SDG No.:

Client Sample ID: 079-0007-0001-SOURCEWATER | Lab Sample ID: 240-21987-1 MSD

Matrix: Water | Lab File ID: UX129325.D

Analysis Method: 8260B/DoD | Date Collected: 03/14/2013 12:00

Sample wt/vol: 5(mL) | Date Analyzed: 03/28/2013 13:59

Soil Aliquot Vol: | Dilution Factor: 1

Soil Extract Vol.: | GC Column: DB-624 ID: 0.18(mm)

% Moisture: | Level: (low/med) Low

Analysis Batch No.: 79725 | Units: ug/L

CAS NO.	COMPOUND NAME	RESULT	Q	LOQ	LOD	DL
71-55-6	1,1,1-Trichloroethane	22.1		1.0	0.25	0.22
79-34-5	1,1,2,2-Tetrachloroethane	18.7		1.0	0.25	0.18
79-00-5	1,1,2-Trichloroethane	18.6		1.0	0.50	0.27
75-34-3	1,1-Dichloroethane	18.9		1.0	0.25	0.15
75-35-4	1,1-Dichloroethene	18.9		1.0	0.25	0.19
107-06-2	1,2-Dichloroethane	20.1		1.0	0.25	0.22
540-59-0	1,2-Dichloroethene, Total	36.8		2.0	0.50	0.34
78-87-5	1,2-Dichloropropane	18.7		1.0	0.25	0.18
78-93-3	2-Butanone (MEK)	38.1		10	0.57	0.57
591-78-6	2-Hexanone	36.1		10	0.50	0.41
108-10-1	4-Methyl-2-pentanone (MIBK)	33.6		10	0.50	0.32
67-64-1	Acetone	35.0		10	1.1	1.1
71-43-2	Benzene	18.8		1.0	0.25	0.13
75-25-2	Bromoform	19.1		1.0	0.64	0.64
74-83-9	Bromomethane	15.6		1.0	0.50	0.41
75-15-0	Carbon disulfide	18.9		1.0	0.25	0.13
56-23-5	Carbon tetrachloride	25.6		1.0	0.25	0.13
108-90-7	Chlorobenzene	19.2		1.0	0.25	0.15
74-87-3	Chloromethane	17.5		1.0	0.50	0.30
10061-01-5	cis-1,3-Dichloropropene	18.5		1.0	0.25	0.14
124-48-1	Dibromochloromethane	19.4		1.0	0.25	0.18
75-27-4	Bromodichloromethane	19.8		1.0	0.25	0.15
100-41-4	Ethylbenzene	19.6		1.0	0.25	0.17
1634-04-4	Methyl tert-butyl ether	17.9		1.0	0.25	0.17
75-09-2	Methylene Chloride	18.0		1.0	0.50	0.33
100-42-5	Styrene	20.2		1.0	0.25	0.11
127-18-4	Tetrachloroethene	20.1		1.0	0.50	0.29
108-88-3	Toluene	20.2		1.0	0.25	0.13
10061-02-6	trans-1,3-Dichloropropene	20.3		1.0	0.25	0.19
79-01-6	Trichloroethene	19.1		1.0	0.25	0.17
75-01-4	Vinyl chloride	18.2		1.0	0.25	0.22
1330-20-7	Xylenes, Total	58.1		2.0	0.75	0.28
67-66-3	Chloroform	18.5		1.0	0.25	0.16
74-97-5	Bromochloromethane	22.5		1.0	0.50	0.29
106-93-4	1,2-Dibromoethane	19.6		1.0	0.25	0.24
75-00-3	Chloroethane	17.6		1.0	0.50	0.29

FORM I
GC/MS VOA ORGANICS ANALYSIS DATA SHEET

Lab Name: TestAmerica Canton | Job No.: 240-21987-1

SDG No.:

Client Sample ID: 079-0007-0001-SOURCEWATER | Lab Sample ID: 240-21987-1 MSD

Matrix: Water | Lab File ID: UX129325.D

Analysis Method: 8260B/DoD | Date Collected: 03/14/2013 12:00

Sample wt/vol: 5(mL) | Date Analyzed: 03/28/2013 13:59

Soil Aliquot Vol: | Dilution Factor: 1

Soil Extract Vol.: | GC Column: DB-624 ID: 0.18(mm)

% Moisture: | Level: (low/med) Low

Analysis Batch No.: 79725 | Units: ug/L

CAS NO.	SURROGATE	%REC	Q	LIMITS
2037-26-5	Toluene-d8 (Surr)	108		85-120
17060-07-0	1,2-Dichloroethane-d4 (Surr)	101		70-120
460-00-4	4-Bromofluorobenzene (Surr)	107		75-120
1868-53-7	Dibromofluoromethane (Surr)	107		85-115

TestAmerica Canton
Target Compound Quantitation Report

Data File: \\Ncchrom\ChromData\A3UX12\20130328-18335.b\UX129325.D
Lims ID: 240-21987-A-1 MSD Client ID:
Inject. Date: 28-Mar-2013 13:59:30 Dil. Factor: 1.0000
Sample Type: MSD
Sample ID: 240-0018335-013
Misc. Info.:
Operator: 1904 Instrument ID: A3UX12
Purge Vol: 5.000 mL ALS Bottle#: 13
Lims Batch ID: 79725 Lims Sample ID: 13
Detector: MS SCAN

Method: \\Ncchrom\ChromData\A3UX12\20130328-18335.b\8260_12.m
Last Update: 29-Mar-2013 09:09:26 Calib Date: 19-Mar-2013 21:04:30
Quant Method: Internal Standard Quant By: Initial Calibration
Last ICal File: \\Ncchrom\ChromData\A3UX12\20130319-18085.b\UX129109.D
Limit Group: MSV 8260DOD ICAL
Integrator: RTE ID Type: Deconvolution ID
Column Type: DB-624 Column Dia: 0.18 mm
Process Host: XAWRK001

Compound	Sig	RT	EXP RT	DLT RT	Q	Response	On-Col Amt ug/l	Flags
* 1 Fluorobenzene	96	5.322	5.334	-0.012	99	1691181	20.0	
* 2 Chlorobenzene-d5	117	7.996	7.996	0.0	85	1249220	20.0	
* 3 1,4-Dichlorobenzene-d4	152	10.232	10.232	0.0	91	583325	20.0	
$ 5 Dibromofluoromethane (Surr)	113	4.765	4.766	-0.001	57	392354	21.3	
$ 6 1,2-Dichloroethane-d4 (Surr)	65	5.049	5.050	-0.001	83	448823	20.3	
$ 7 Toluene-d8 (Surr)	98	6.682	6.682	0.0	82	1613179	21.6	
$ 131 4-Bromofluorobenzene (Surr)	95	9.108	9.108	0.0	86	581503	21.3	
137 Benzyl chloride	126		0.000					
149 1,3-Diethylbenzene TIC	1		0.000					
143 1,4-Dichlorobutane	1		0.000					
147 C6-C12	1		0.000					
146 Butyl Methacrylate TIC	1		0.000					
148 C6-C10	1		0.000					
142 Chlorodifluoromethane TIC	1		0.000					
12 Dichlorodifluoromethane	85	1.642	1.642	0.0	94	377215	15.4	
13 Chloromethane	50	1.795	1.795	0.0	99	556519	17.5	
14 Vinyl chloride	62	1.902	1.902	0.0	83	587832	18.2	
15 Bromomethane	94	2.198	2.198	0.0	88	309132	15.6	
16 Chloroethane	64	2.304	2.304	0.0	94	390121	17.6	
17 Dichlorofluoromethane	67		2.458					
18 Trichlorofluoromethane	101	2.517	2.517	0.0	97	591354	19.2	
19 Ethyl ether	59	2.718	2.718	0.0	89	331913	23.3	
20 Acrolein	56	2.837	2.837	0.0	94	206479	61.9	
25 Methylal	45		2.856					9
22 Acetone	43	2.955	2.955	0.0	36	180637	35.0	
21 1,1-Dichloroethene	61	2.955	2.955	0.0	90	741515	18.9	
23 1,1,2-Trichloro-1,2,2-trifluoroe	101	2.955	2.955	0.0	57	407818	19.9	
24 Iodomethane	142	3.109	3.109	0.0	97	715757	19.3	
26 Carbon disulfide	76	3.156	3.156	0.0	98	1479731	18.9	
27 Acetonitrile	41	3.192	3.192	0.0	95	122481	50.0	
28 Methyl acetate	43	3.227	3.227	0.0	90	274615	18.7	
29 3-Chloro-1-propene	76		3.227					9

Compound	Sig	RT	EXP RT	DLT RT	Q	Response	On-Col Amt ug/l	Flags
30 Methylene Chloride	49	3.357	3.369	-0.012	87	579184	18.0	
31 2-Methyl-2-propanol	59	3.393	3.393	0.0	97	529991	285.9	
32 Acrylonitrile	53	3.523	3.523	0.0	97	387277	49.7	
34 Methyl tert-butyl ether	73	3.547	3.547	0.0	87	1067963	17.9	
33 trans-1,2-Dichloroethene	61	3.547	3.559	-0.012	86	546211	18.2	
35 Hexane	57	3.771	3.772	-0.001	90	333119	19.6	
36 1,1-Dichloroethane	63	3.902	3.902	0.0	99	660613	18.9	
37 Vinyl acetate	86	3.925	3.925	0.0	95	66356	15.5	
38 Isopropyl ether	87	3.937	3.937	0.0	88	349134	21.8	
39 2-Chloro-1,3-butadiene	53		3.973					
40 Tert-butyl ethyl ether	59		4.233					
42 cis-1,2-Dichloroethene	61	4.375	4.375	0.0	67	523155	18.6	
43 2,2-Dichloropropane	77	4.375	4.375	0.0	52	259068	22.7	
41 2-Butanone (MEK)	72	4.375	4.375	0.0	60	83218	38.1	
45 Ethyl acetate	43		4.411					9
44 Propionitrile	54		4.434					
46 Methacrylonitrile	41		4.553					9
47 Chlorobromomethane	49	4.576	4.576	0.0	88	341535	22.5	
48 Tetrahydrofuran	42	4.612	4.612	0.0	80	86638	16.1	
49 Chloroform	83	4.623	4.624	-0.001	82	609314	18.5	
50 1,1,1-Trichloroethane	97	4.801	4.801	0.0	87	430315	22.1	
51 Cyclohexane	56	4.848	4.860	-0.012	84	513137	19.0	
52 1,1-Dichloropropene	75	4.931	4.931	0.0	95	485726	19.9	
53 Carbon tetrachloride	117	4.943	4.943	0.0	62	336224	25.6	
54 Isobutyl alcohol	41	4.978	4.979	-0.001	91	328332	770.4	
55 Benzene	78	5.109	5.109	0.0	94	1552081	18.8	
56 1,2-Dichloroethane	62	5.109	5.109	0.0	86	472657	20.1	
57 Tert-amyl methyl ether	73		5.180					9
58 n-Heptane	100		5.298					
59 n-Butanol	56		5.535					
61 Ethyl acrylate	55		5.605					
60 Trichloroethene	130	5.641	5.641	0.0	93	371633	19.1	
63 Methylcyclohexane	55	5.807	5.807	0.0	89	316695	18.6	
62 1,2-Dichloropropane	63	5.830	5.830	0.0	93	370649	18.7	
64 Methyl methacrylate	41	5.830	5.890	-0.060	44	356192	24.1	
66 1,4-Dioxane	88		5.937					
65 Dibromomethane	174	5.937	5.937	0.0	88	214513	19.5	
67 Dichlorobromomethane	83	6.055	6.055	0.0	94	444063	19.8	
68 2-Nitropropane	41	6.233	6.245	-0.012	43	1485	0.4587	
69 2-Chloroethyl vinyl ether	63		6.292					
70 cis-1,3-Dichloropropene	75	6.434	6.434	0.0	90	557222	18.5	
71 4-Methyl-2-pentanone (MIBK)	43	6.564	6.564	0.0	94	556893	33.6	
72 Toluene	91	6.742	6.742	0.0	98	1618501	20.2	
73 trans-1,3-Dichloropropene	75	6.919	6.919	0.0	93	478071	20.3	
74 Ethyl methacrylate	69		6.978					
75 1,1,2-Trichloroethane	97	7.096	7.097	-0.001	84	331219	18.6	
77 Tetrachloroethene	166	7.238	7.239	-0.001	91	282742	20.1	
76 1,3-Dichloropropane	76	7.250	7.250	0.0	87	621992	19.1	
80 Tetrahydrothiophene	60		7.255					9
78 2-Hexanone	43	7.298	7.298	0.0	91	372768	36.1	
136 n-Butyl acetate	43		7.404					9
79 Chlorodibromomethane	129	7.463	7.463	0.0	85	289503	19.4	

Report Date: 29-Mar-2013 09:09:32 Chrom Revision: 2.0 01-Feb-2013 10:03:10
Data File: \\Ncchrom\ChromData\A3UX12\20130328-18335.b\UX129325.D

Compound	Sig	RT	EXP RT	DLT RT	Q	Response	On-Col Amt ug/l	Flags
123 Ethylene Dibromide	107	7.570	7.570	0.0	96	329338	19.6	
81 1-Chlorohexane	91		7.996					9
82 Chlorobenzene	112	8.019	8.020	-0.001	91	1027679	19.2	
83 1,1,1,2-Tetrachloroethane	131	8.090	8.091	-0.001	83	288555	20.9	
84 Ethylbenzene	106	8.114	8.114	0.0	98	508781	19.6	
10 m-Xylene & p-Xylene	106	8.221	8.221	0.0	96	1263711	38.9	
85 o-Xylene	106	8.599	8.599	0.0	91	647369	19.2	
86 Styrene	104	8.611	8.611	0.0	92	1155898	20.2	
87 Bromoform	173	8.800	8.801	-0.001	95	161715	19.1	
88 Isopropylbenzene	105	8.954	8.954	0.0	95	1448913	20.5	
89 Cyclohexanone	55	9.049	9.049	0.0	89	229762	158.3	
90 1,1,2,2-Tetrachloroethane	83	9.226	9.227	-0.001	99	457560	18.7	
91 Bromobenzene	156	9.262	9.262	0.0	92	408805	19.8	
92 1,2,3-Trichloropropane	110	9.286	9.286	0.0	69	151336	19.2	
93 trans-1,4-Dichloro-2-butene	53	9.286	9.286	0.0	69	177695	32.7	
94 N-Propylbenzene	120	9.345	9.345	0.0	97	367625	19.6	
95 2-Chlorotoluene	126	9.439	9.440	-0.001	96	361853	20.8	
96 1,3,5-Trimethylbenzene	105	9.522	9.511	0.011	78	1195477	20.1	
104 4-Chlorotoluene	126	9.546	9.546	0.0	98	383162	20.5	
97 tert-Butylbenzene	119	9.842	9.842	0.0	87	1019704	20.1	
98 1,2,4-Trimethylbenzene	105	9.889	9.889	0.0	70	1277091	20.8	
99 sec-Butylbenzene	105	10.055	10.055	0.0	93	1525228	21.0	
100 1,3-Dichlorobenzene	146	10.173	10.173	0.0	98	739081	20.0	
101 4-Isopropyltoluene	119	10.197	10.197	0.0	91	1356778	21.8	
102 1,4-Dichlorobenzene	146	10.256	10.256	0.0	90	774113	20.4	
103 1,2,3-Trimethylbenzene	105	10.303	10.303	0.0	91	1365085	19.7	
105 n-Butylbenzene	91	10.599	10.599	0.0	95	1167293	20.9	
106 1,2-Dichlorobenzene	146	10.635	10.635	0.0	97	724393	19.0	
107 1,2-Dibromo-3-Chloropropane	157	11.404	11.404	0.0	73	70726	18.1	
108 1,3,5-Trichlorobenzene	180		11.617					
109 1,2,4-Trichlorobenzene	180	12.244	12.244	0.0	92	407836	18.7	
110 Hexachlorobutadiene	225	12.409	12.410	-0.001	93	181359	18.9	
111 Naphthalene	128	12.492	12.492	0.0	97	1162236	17.9	
112 1,2,3-Trichlorobenzene	180	12.753	12.753	0.0	93	374776	18.3	
113 2-Methylnaphthalene	142		13.830					
S 145 Trihalomethanes, Total	1				0		76.6	
S 11 1,2-Dichloroethene, Total	96				0		36.8	
S 9 1,3-Dichloropropene, Total	75				0		38.8	
S 114 Xylenes, Total	106				0		58.1	
T 144 Hexachloroethane TIC	166	10.907	10.910	-0.003	0	921	0	

QC Flag Legend

Processing Flags
9 - Failed A Reference Spectral Test

Report Date: 29-Mar-2013 09:09:32 Chrom Revision: 2.0 01-Feb-2013 10:03:10

TestAmerica Canton

Data File:	\\Ncchrom\ChromData\A3UX12\20130328-18335.b\UX129325.D		
Injection Date:	28-Mar-2013 13:59:30	Limit Group:	MSV 8260DOD ICAL
Client ID:		Instrument ID:	A3UX12
Lims Batch ID:	79725	Lims Sample ID:	13
Operator ID:	1904	Purge Vol:	5.000 mL
Column Type:	DB-624	Column Dia:	0.18 mm

Y Scaling: Method Defined: Scale to the Nth Largest Target: 2

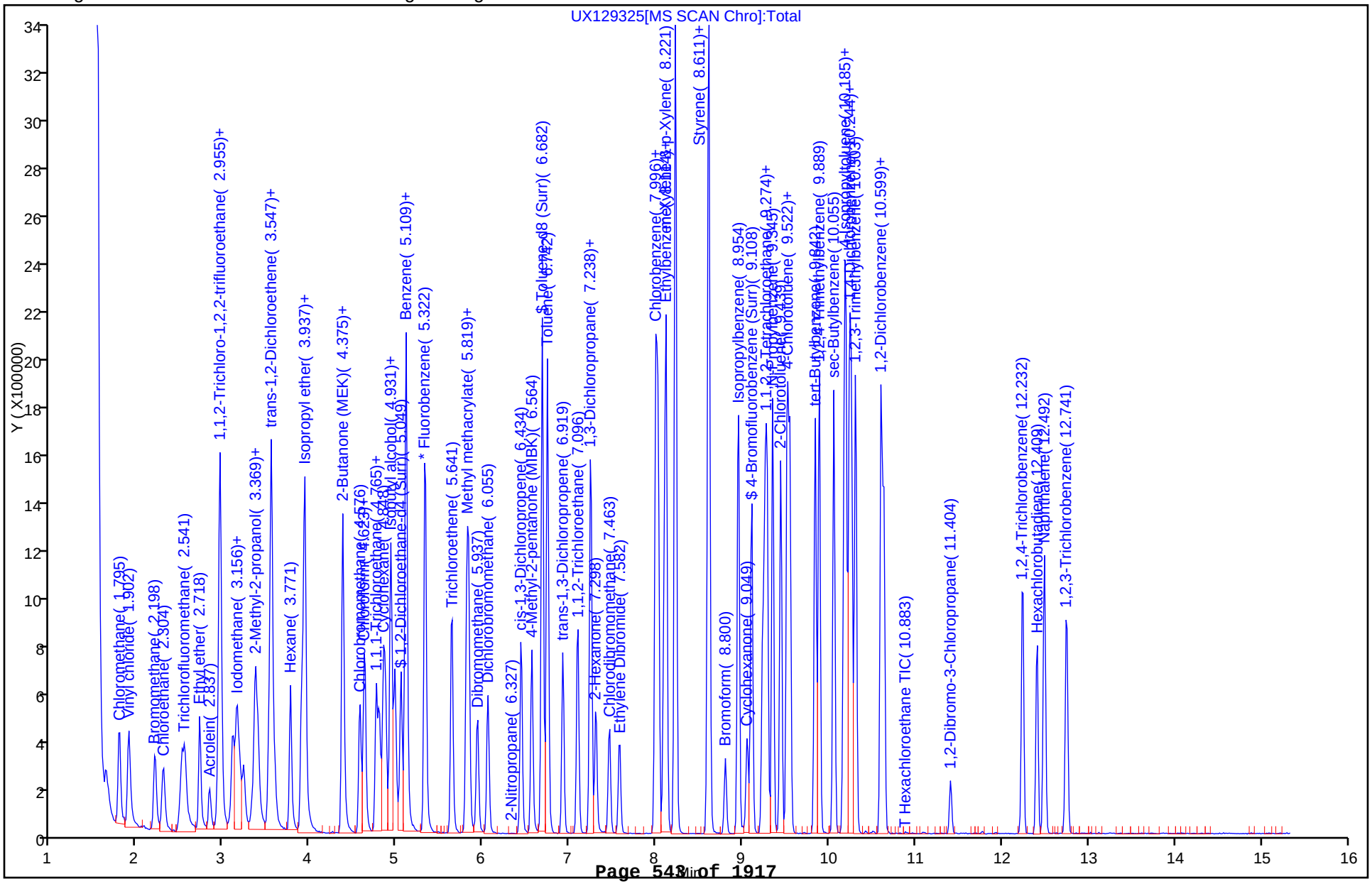

GC/MS VOA ANALYSIS RUN LOG

Lab Name: TestAmerica Canton Job No.: 240-21987-1

SDG No.:

Instrument ID: A3UX12 Start Date: 03/19/2013 17:39

Analysis Batch Number: 78761 End Date: 03/19/2013 21:32

LAB SAMPLE ID	CLIENT SAMPLE ID	DATE ANALYZED	DILUTION FACTOR	LAB FILE ID	COLUMN ID
BFB 240-78761/32		03/19/2013 17:39	1	BFB2145.D	DB-624 0.18(mm)
STD8260 240-78761/3 IC		03/19/2013 18:52	1	UX129104.D	DB-624 0.18(mm)
STD8260 240-78761/4 IC		03/19/2013 19:19	1	UX129105.D	DB-624 0.18(mm)
STD8260 240-78761/5 IC		03/19/2013 19:45	1	UX129106.D	DB-624 0.18(mm)
STD8260 240-78761/6 ICIS		03/19/2013 20:12	1	UX129107.D	DB-624 0.18(mm)
STD8260 240-78761/7 IC		03/19/2013 20:38	1	UX129108.D	DB-624 0.18(mm)
STD8260 240-78761/8 IC		03/19/2013 21:04	1	UX129109.D	DB-624 0.18(mm)
ICV 240-78761/9		03/19/2013 21:32	1	UX129110.D	DB-624 0.18(mm)

GC/MS VOA ANALYSIS RUN LOG

Lab Name: TestAmerica Canton Job No.: 240-21987-1

SDG No.:

Instrument ID: A3UX12 Start Date: 03/28/2013 08:11

Analysis Batch Number: 79725 End Date: 03/28/2013 15:19

LAB SAMPLE ID	CLIENT SAMPLE ID	DATE ANALYZED	DILUTION FACTOR	LAB FILE ID	COLUMN ID
BFB 240-79725/1		03/28/2013 08:11	1	BFB2151.D	DB-624 0.18(mm)
CCV 240-79725/2		03/28/2013 09:36	1	UX129315.D	DB-624 0.18(mm)
LCS 240-79725/4		03/28/2013 10:02	1	UX129316.D	DB-624 0.18(mm)
MRL 240-79725/5		03/28/2013 10:29	1	UX129317.D	DB-624 0.18(mm)
MB 240-79725/6		03/28/2013 10:55	1	UX129318.D	DB-624 0.18(mm)
240-21987-1	079-0007-0001-SOURCEW ATER	03/28/2013 11:21	1	UX129319.D	DB-624 0.18(mm)
240-21987-2	079-0008-0001-TB TRIP BLANK	03/28/2013 11:47	1	UX129320.D	DB-624 0.18(mm)
ZZZZZ		03/28/2013 12:14	1		DB-624 0.18(mm)
ZZZZZ		03/28/2013 12:40	1		DB-624 0.18(mm)
ZZZZZ		03/28/2013 13:07	1		DB-624 0.18(mm)
240-21987-1 MS	079-0007-0001-SOURCEW ATER MS	03/28/2013 13:33	1	UX129324.D	DB-624 0.18(mm)
240-21987-1 MSD	079-0007-0001-SOURCEW ATER MSD	03/28/2013 13:59	1	UX129325.D	DB-624 0.18(mm)
MRL 240-79725/14		03/28/2013 14:26	1	UX129326.D	DB-624 0.18(mm)
LODV 240-79725/16		03/28/2013 15:19	1	UX129328.D	DB-624 0.18(mm)

Method 8270C DOD

Semivolatile Compounds (GC/MS) by Method 8270/DOD

FORM II
GC/MS SEMI VOA SURROGATE RECOVERY

Lab Name: TestAmerica Canton Job No.: 240-21987-1

SDG No.:

Matrix: Water Level: Low

GC Column (1): RXI-5SILMS ID: 0.45 (mm)

Client Sample ID	Lab Sample ID	2FP #	PHL #	NBZ #	FBP #	TBP #	TPH #
079-0007-0001-SOUR CEWATER	240-21987-1	55	59	68	64	52	93
	MB 240-78456/17-A	57	59	69	63	50	93
	LCS 240-78456/18-A	67	68	84	74	62	91

	QC LIMITS
2FP = 2-Fluorophenol (Surr)	20-110
PHL = Phenol-d5 (Surr)	10-115
NBZ = Nitrobenzene-d5 (Surr)	40-110
FBP = 2-Fluorobiphenyl (Surr)	50-110
TBP = 2,4,6-Tribromophenol (Surr)	40-125
TPH = Terphenyl-d14 (Surr)	50-135

Column to be used to flag recovery values

FORM II 8270C/DoD

FORM II
GC/MS SEMI VOA SURROGATE RECOVERY

Lab Name: TestAmerica Canton Job No.: 240-21987-1

SDG No.:

Matrix: Water Level: Low

GC Column (1): RXI-5SILMS ID: 0.45 (mm)

Client Sample ID	Lab Sample ID	2FP #	PHL #	NBZ #	FBP #	TBP #	TPH #
	MRL 240-79745/3	94	96	96	96	99	94
	MRL 240-79745/7	94	97	96	92	91	95

	QC LIMITS
2FP = 2-Fluorophenol (Surr)	50-150
PHL = Phenol-d5 (Surr)	50-150
NBZ = Nitrobenzene-d5 (Surr)	50-150
FBP = 2-Fluorobiphenyl (Surr)	70-130
TBP = 2,4,6-Tribromophenol (Surr)	50-150
TPH = Terphenyl-d14 (Surr)	50-150

Column to be used to flag recovery values

FORM II 8270C/DoD

FORM III
GC/MS SEMI VOA LAB CONTROL SAMPLE RECOVERY

Lab Name: TestAmerica Canton Job No.: 240-21987-1

SDG No.:

Matrix: Water Level: Low Lab File ID: 30328005.D

Lab ID: LCS 240-78456/18-A Client ID:

COMPOUND	SPIKE ADDED (ug/L)	LCS CONCENTRATION (ug/L)	LCS % REC	QC LIMITS REC	#
Acenaphthene	20.0	16.6	83	45-110	
Acenaphthylene	20.0	16.7	84	50-105	
Anthracene	20.0	17.5	87	55-110	
Benzo[a]anthracene	20.0	17.9	89	55-110	
Benzo[a]pyrene	20.0	13.4	67	55-110	
Benzo[b]fluoranthene	20.0	18.4	92	45-120	
Benzo[g,h,i]perylene	20.0	18.8	94	40-125	
Benzoic acid	20.0	13.1 J	66	0-125	
Benzo[k]fluoranthene	20.0	18.3	92	45-125	
Benzyl alcohol	20.0	13.7	69	30-110	
Bis(2-chloroethoxy)methane	20.0	16.2	81	45-105	
Bis(2-chloroethyl)ether	20.0	16.2	81	35-110	
bis (2-chloroisopropyl) ether	20.0	15.5	77	25-130	
Bis(2-ethylhexyl) phthalate	20.0	15.6	78	40-125	
4-Bromophenyl phenyl ether	20.0	15.7	78	50-115	
Butyl benzyl phthalate	20.0	16.9	84	45-115	
Carbazole	20.0	16.9	85	50-115	
4-Chloroaniline	20.0	14.3	71	15-110	
4-Chloro-3-methylphenol	20.0	13.7	68	45-110	
2-Chloronaphthalene	20.0	15.2	76	50-105	
2-Chlorophenol	20.0	13.4	67	35-105	
4-Chlorophenyl phenyl ether	20.0	16.3	81	50-110	
Chrysene	20.0	18.6	93	55-110	
Dibenz(a,h)anthracene	20.0	19.4	97	40-125	
Dibenzofuran	20.0	16.7	84	55-105	
1,2-Dichlorobenzene	20.0	13.8	69	35-100	
1,3-Dichlorobenzene	20.0	13.1	66	30-100	
1,4-Dichlorobenzene	20.0	11.0	55	30-100	
3,3'-Dichlorobenzidine	20.0	7.12	36	20-110	
2,4-Dichlorophenol	20.0	13.7	68	50-105	
Diethyl phthalate	20.0	17.2	86	40-120	
2,4-Dimethylphenol	20.0	8.22	41	30-110	
Dimethyl phthalate	20.0	17.3	87	25-125	
Di-n-butyl phthalate	20.0	17.0	85	55-115	
4,6-Dinitro-2-methylphenol	20.0	12.9	65	40-130	
2,4-Dinitrophenol	20.0	15.7	79	15-140	
2,4-Dinitrotoluene	20.0	15.9	80	50-120	
2,6-Dinitrotoluene	20.0	16.6	83	50-115	
Di-n-octyl phthalate	20.0	17.1	86	35-135	
Fluoranthene	20.0	17.3	87	55-115	
Fluorene	20.0	17.0	85	50-110	
Hexachlorobenzene	20.0	15.7	79	50-110	

Column to be used to flag recovery and RPD values

FORM III 8270C/DoD

FORM III
GC/MS SEMI VOA LAB CONTROL SAMPLE RECOVERY

Lab Name: TestAmerica Canton Job No.: 240-21987-1

SDG No.:

Matrix: Water Level: Low Lab File ID: 30328005.D

Lab ID: LCS 240-78456/18-A Client ID:

COMPOUND	SPIKE ADDED (ug/L)	LCS CONCENTRATION (ug/L)	LCS % REC	QC LIMITS REC	#
Hexachlorobutadiene	20.0	12.2	61	25-105	
Hexachloroethane	20.0	12.8	64	30-95	
Indeno[1,2,3-cd]pyrene	20.0	17.9	90	45-125	
Isophorone	20.0	17.2	86	50-110	
2-Methylnaphthalene	20.0	16.8	84	45-105	
2-Methylphenol	20.0	13.1	66	40-110	
3 & 4 Methylphenol	40.0	26.8	67	30-110	
Naphthalene	20.0	16.2	81	40-100	
2-Nitroaniline	20.0	14.9	75	50-115	
3-Nitroaniline	20.0	14.8	74	20-125	
4-Nitroaniline	20.0	15.2	76	35-120	
Nitrobenzene	20.0	16.6	83	45-110	
2-Nitrophenol	20.0	12.8	64	40-115	
4-Nitrophenol	20.0	13.0	65	0-125	
N-Nitrosodi-n-propylamine	20.0	14.9	75	35-130	
N-Nitrosodiphenylamine	20.0	14.8	74	50-110	
Pentachlorophenol	20.0	13.8	69	40-115	
Phenanthrene	20.0	16.8	84	50-115	
Phenol	20.0	13.4	67	0-115	
Pyrene	20.0	17.5	87	50-130	
1,2,4-Trichlorobenzene	20.0	13.7	69	35-105	
2,4,5-Trichlorophenol	20.0	13.4	67	50-110	
2,4,6-Trichlorophenol	20.0	13.9	70	50-115	

Column to be used to flag recovery and RPD values

FORM III 8270C/DoD

FORM III
GC/MS SEMI VOA METHOD REPORTING LIMIT CHECK RECOVERY

Lab Name: TestAmerica Canton Job No.: 240-21987-1

SDG No.:

Matrix: Water Level: Low Lab File ID: 30328003.D

Lab ID: MRL 240-79745/3 Client ID:

COMPOUND	SPIKE ADDED (ng/uL)	MRL CONCENTRATION (ng/uL)	MRL % REC	QC LIMITS REC	#
Acenaphthene	5.00	4.88	98	70-130	
Acenaphthylene	5.00	5.09	102	70-130	
Anthracene	5.00	5.00	100	70-130	
Benzo[a]anthracene	5.00	4.90	98	70-130	
Benzo[a]pyrene	5.00	4.37	87	70-130	
Benzo[b]fluoranthene	5.00	4.82	96	70-130	
Benzo[g,h,i]perylene	5.00	4.74	95	70-130	
Benzoic acid	10.0	10.2	102	70-130	
Benzo[k]fluoranthene	5.00	4.74	95	70-130	
Benzyl alcohol	5.00	4.82	96	70-130	
Bis(2-chloroethoxy)methane	5.00	4.80	96	70-130	
Bis(2-chloroethyl)ether	5.00	4.76	95	70-130	
bis (2-chloroisopropyl) ether	5.00	4.57	91	70-130	
Bis(2-ethylhexyl) phthalate	5.00	4.59	92	70-130	
4-Bromophenyl phenyl ether	5.00	4.76	95	70-130	
Butyl benzyl phthalate	5.00	4.40	88	70-130	
Carbazole	5.00	4.79	96	70-130	
4-Chloroaniline	5.00	4.76	95	70-130	
4-Chloro-3-methylphenol	5.00	4.97	99	70-130	
2-Chloronaphthalene	5.00	4.85	97	70-130	
2-Chlorophenol	5.00	4.73	95	70-130	
4-Chlorophenyl phenyl ether	5.00	4.88	98	70-130	
Chrysene	5.00	4.72	94	70-130	
Dibenz(a,h)anthracene	5.00	4.88	98	70-130	
Dibenzofuran	5.00	4.87	97	70-130	
1,2-Dichlorobenzene	5.00	4.75	95	70-130	
1,3-Dichlorobenzene	5.00	4.69	94	70-130	
1,4-Dichlorobenzene	5.00	4.67	93	70-130	
3,3'-Dichlorobenzidine	5.00	4.71	94	70-130	
2,4-Dichlorophenol	5.00	4.90	98	70-130	
Diethyl phthalate	5.00	4.85	97	70-130	
2,4-Dimethylphenol	5.00	4.89	98	70-130	
Dimethyl phthalate	5.00	4.97	99	70-130	
Di-n-butyl phthalate	5.00	4.55	91	70-130	
4,6-Dinitro-2-methylphenol	5.00	5.08	102	70-130	
2,4-Dinitrophenol	10.0	11.0	110	70-130	
2,4-Dinitrotoluene	5.00	4.79	96	70-130	
2,6-Dinitrotoluene	5.00	4.63	93	70-130	
Di-n-octyl phthalate	5.00	4.83	97	70-130	
Fluoranthene	5.00	4.85	97	70-130	
Fluorene	5.00	4.86	97	70-130	
Hexachlorobenzene	5.00	4.67	93	70-130	

Column to be used to flag recovery and RPD values

FORM III 8270C/DoD

FORM III
GC/MS SEMI VOA METHOD REPORTING LIMIT CHECK RECOVERY

Lab Name: TestAmerica Canton Job No.: 240-21987-1

SDG No.:

Matrix: Water Level: Low Lab File ID: 30328003.D

Lab ID: MRL 240-79745/3 Client ID:

COMPOUND	SPIKE ADDED (ng/uL)	MRL CONCENTRATION (ng/uL)	MRL % REC	QC LIMITS REC	#
Hexachlorobutadiene	5.00	4.92	98	70-130	
Hexachloroethane	5.00	4.65	93	70-130	
Indeno[1,2,3-cd]pyrene	5.00	4.87	97	70-130	
Isophorone	5.00	4.92	98	70-130	
2-Methylnaphthalene	5.00	4.78	96	70-130	
2-Methylphenol	5.00	4.77	95	70-130	
3 & 4 Methylphenol	5.00	4.77	95	70-130	
Naphthalene	5.00	4.74	95	70-130	
2-Nitroaniline	5.00	4.73	95	70-130	
3-Nitroaniline	5.00	4.90	98	70-130	
4-Nitroaniline	5.00	4.93	99	70-130	
Nitrobenzene	5.00	4.96	99	70-130	
2-Nitrophenol	5.00	4.53	91	70-130	
4-Nitrophenol	5.00	4.87	97	70-130	
N-Nitrosodi-n-propylamine	5.00	5.02	100	70-130	
N-Nitrosodiphenylamine	5.00	5.00	100	70-130	
Pentachlorophenol	10.0	9.30	93	70-130	
Phenanthrene	5.00	4.71	94	70-130	
Phenol	5.00	4.74	95	70-130	
Pyrene	5.00	4.84	97	70-130	
1,2,4-Trichlorobenzene	5.00	4.72	94	70-130	
2,4,5-Trichlorophenol	5.00	4.98	100	70-130	
2,4,6-Trichlorophenol	5.00	5.06	101	70-130	

Column to be used to flag recovery and RPD values

FORM III 8270C/DoD

FORM III
GC/MS SEMI VOA METHOD REPORTING LIMIT CHECK RECOVERY

Lab Name: TestAmerica Canton Job No.: 240-21987-1

SDG No.:

Matrix: Water Level: Low Lab File ID: 30328007.D

Lab ID: MRL 240-79745/7 Client ID:

COMPOUND	SPIKE ADDED (ng/uL)	MRL CONCENTRATION (ng/uL)	MRL % REC	QC LIMITS REC	#
Acenaphthene	5.00	4.70	94	70-130	
Acenaphthylene	5.00	4.85	97	70-130	
Anthracene	5.00	4.91	98	70-130	
Benzo[a]anthracene	5.00	4.83	97	70-130	
Benzo[a]pyrene	5.00	4.27	85	70-130	
Benzo[b]fluoranthene	5.00	4.67	93	70-130	
Benzo[g,h,i]perylene	5.00	4.81	96	70-130	
Benzoic acid	10.0	10.5	105	70-130	
Benzo[k]fluoranthene	5.00	4.92	98	70-130	
Benzyl alcohol	5.00	4.73	95	70-130	
Bis(2-chloroethoxy)methane	5.00	4.85	97	70-130	
Bis(2-chloroethyl)ether	5.00	4.63	93	70-130	
bis (2-chloroisopropyl) ether	5.00	4.55	91	70-130	
Bis(2-ethylhexyl) phthalate	5.00	4.39	88	70-130	
4-Bromophenyl phenyl ether	5.00	4.72	94	70-130	
Butyl benzyl phthalate	5.00	4.28	86	70-130	
Carbazole	5.00	4.64	93	70-130	
4-Chloroaniline	5.00	4.73	95	70-130	
4-Chloro-3-methylphenol	5.00	4.95	99	70-130	
2-Chloronaphthalene	5.00	4.62	92	70-130	
2-Chlorophenol	5.00	4.85	97	70-130	
4-Chlorophenyl phenyl ether	5.00	4.79	96	70-130	
Chrysene	5.00	4.72	94	70-130	
Dibenz(a,h)anthracene	5.00	4.90	98	70-130	
Dibenzofuran	5.00	4.61	92	70-130	
1,2-Dichlorobenzene	5.00	4.76	95	70-130	
1,3-Dichlorobenzene	5.00	4.73	95	70-130	
1,4-Dichlorobenzene	5.00	4.70	94	70-130	
3,3'-Dichlorobenzidine	5.00	4.64	93	70-130	
2,4-Dichlorophenol	5.00	4.90	98	70-130	
Diethyl phthalate	5.00	4.74	95	70-130	
2,4-Dimethylphenol	5.00	5.00	100	70-130	
Dimethyl phthalate	5.00	4.69	94	70-130	
Di-n-butyl phthalate	5.00	4.39	88	70-130	
4,6-Dinitro-2-methylphenol	5.00	5.23	105	70-130	
2,4-Dinitrophenol	10.0	10.2	102	70-130	
2,4-Dinitrotoluene	5.00	4.54	91	70-130	
2,6-Dinitrotoluene	5.00	4.42	88	70-130	
Di-n-octyl phthalate	5.00	4.57	91	70-130	
Fluoranthene	5.00	4.73	95	70-130	
Fluorene	5.00	4.74	95	70-130	
Hexachlorobenzene	5.00	4.70	94	70-130	

Column to be used to flag recovery and RPD values

FORM III 8270C/DoD

FORM III
GC/MS SEMI VOA METHOD REPORTING LIMIT CHECK RECOVERY

Lab Name: TestAmerica Canton Job No.: 240-21987-1

SDG No.:

Matrix: Water Level: Low Lab File ID: 30328007.D

Lab ID: MRL 240-79745/7 Client ID:

COMPOUND	SPIKE ADDED (ng/uL)	MRL CONCENTRATION (ng/uL)	MRL % REC	QC LIMITS REC	#
Hexachlorobutadiene	5.00	4.77	95	70-130	
Hexachloroethane	5.00	4.83	97	70-130	
Indeno[1,2,3-cd]pyrene	5.00	4.89	98	70-130	
Isophorone	5.00	4.87	97	70-130	
2-Methylnaphthalene	5.00	4.73	95	70-130	
2-Methylphenol	5.00	4.76	95	70-130	
3 & 4 Methylphenol	5.00	4.79	96	70-130	
Naphthalene	5.00	4.73	95	70-130	
2-Nitroaniline	5.00	4.45	89	70-130	
3-Nitroaniline	5.00	4.51	90	70-130	
4-Nitroaniline	5.00	4.89	98	70-130	
Nitrobenzene	5.00	4.86	97	70-130	
2-Nitrophenol	5.00	4.57	91	70-130	
4-Nitrophenol	5.00	4.64	93	70-130	
N-Nitrosodi-n-propylamine	5.00	4.84	97	70-130	
N-Nitrosodiphenylamine	5.00	0.00080 U	0	70-130	^
Pentachlorophenol	10.0	9.12	91	70-130	
Phenanthrene	5.00	4.62	92	70-130	
Phenol	5.00	4.77	95	70-130	
Pyrene	5.00	4.83	97	70-130	
1,2,4-Trichlorobenzene	5.00	4.82	96	70-130	
2,4,5-Trichlorophenol	5.00	4.90	98	70-130	
2,4,6-Trichlorophenol	5.00	4.94	99	70-130	

Column to be used to flag recovery and RPD values

FORM III 8270C/DoD

FORM IV
GC/MS SEMI VOA METHOD BLANK SUMMARY

Lab Name: TestAmerica Canton Job No.: 240-21987-1

SDG No.:

Lab File ID: 30328004.D Lab Sample ID: MB 240-78456/17-A

Matrix: Water Date Extracted: 03/15/2013 08:45

Instrument ID: A4HP7 Date Analyzed: 03/28/2013 12:06

Level:(Low/Med) Low

THIS METHOD BLANK APPLIES TO THE FOLLOWING SAMPLES:

CLIENT SAMPLE ID	LAB SAMPLE ID	LAB FILE ID	DATE ANALYZED
	LCS 240-78456/18-A	30328005.D	03/28/2013 12:29
079-0007-0001-SOURCEWATER	240-21987-1	30328006.D	03/28/2013 12:53

FORM V
GC/MS SEMI VOA INSTRUMENT PERFORMANCE CHECK
DECAFLUOROTRIPHENYLPHOSPHINE (DFTPP)

Lab Name: TestAmerica Canton Job No.: 240-21987-1

SDG No.:

Lab File ID: 30326001.D DFTPP Injection Date: 03/26/2013

Instrument ID: A4HP7 DFTPP Injection Time: 09:31

Analysis Batch No.: 79445

M/E	ION ABUNDANCE CRITERIA	% RELATIVE ABUNDANCE	
51	30.0- 80.0% of mass 198	36.9	
68	Less than 2.0% of mass 69	0.6	(1.6)1
69	Mass 69 relative abundance	39.9	
70	Less than 2.0% of mass 69	0.2	(0.5)1
127	25.0 - 75.0% of mass 198	51.6	
197	Less than 1.0% of mass 198	0.7	
198	Base Peak, 100% relative abundance	100.0	
199	5.0 to 9.0% of mass 198	6.2	
275	10.0- 30.0% of mass 198	22.8	
365	Greater than 0.75% of mass 198	2.6	
441	Present, but less than mass 443	10.0	
442	40.0 - 110.0% of mass 198	70.6	
443	15.0 - 24.0% of mass 442	13.1	(18.6)2

1-Value is % mass 69 2-Value is % mass 442

THIS CHECK APPLIES TO THE FOLLOWING SAMPLES, MS, MSD, BLANKS AND STANDARDS:

CLIENT SAMPLE ID	LAB SAMPLE ID	LAB FILE ID	DATE ANALYZED	TIME ANALYZED
	STD5 240-79445/2	30326002.D	03/26/2013	09:55
	STD4 240-79445/3	30326003.D	03/26/2013	10:18
	STD3 240-79445/4	30326004.D	03/26/2013	10:42
	STD2 240-79445/5	30326005.D	03/26/2013	11:06
	STD1 240-79445/6	30326006.D	03/26/2013	11:30
	STD9 240-79445/7	30326007.D	03/26/2013	11:53
	STD8 240-79445/8	30326008.D	03/26/2013	12:17
	STD7 240-79445/9	30326009.D	03/26/2013	12:41
	STD6 240-79445/10	30326010.D	03/26/2013	13:05
	ICV 240-79445/12	30326012.D	03/26/2013	13:52

FORM V
GC/MS SEMI VOA INSTRUMENT PERFORMANCE CHECK
DECAFLUOROTRIPHENYLPHOSPHINE (DFTPP)

Lab Name: TestAmerica Canton Job No.: 240-21987-1

SDG No.:

Lab File ID: 30328001.D DFTPP Injection Date: 03/28/2013

Instrument ID: A4HP7 DFTPP Injection Time: 10:54

Analysis Batch No.: 79745

M/E	ION ABUNDANCE CRITERIA	% RELATIVE ABUNDANCE	
51	30.0- 80.0% of mass 198	39.1	
68	Less than 2.0% of mass 69	0.7	(1.8)1
69	Mass 69 relative abundance	39.9	
70	Less than 2.0% of mass 69	0.2	(0.5)1
127	25.0 - 75.0% of mass 198	50.6	
197	Less than 1.0% of mass 198	0.8	
198	Base Peak, 100% relative abundance	100.0	
199	5.0 to 9.0% of mass 198	6.8	
275	10.0- 30.0% of mass 198	23.0	
365	Greater than 0.75% of mass 198	2.2	
441	Present, but less than mass 443	9.5	
442	40.0 - 110.0% of mass 198	65.3	
443	15.0 - 24.0% of mass 442	12.4	(19.0)2

1-Value is % mass 69 2-Value is % mass 442

THIS CHECK APPLIES TO THE FOLLOWING SAMPLES, MS, MSD, BLANKS AND STANDARDS:

CLIENT SAMPLE ID	LAB SAMPLE ID	LAB FILE ID	DATE ANALYZED	TIME ANALYZED
	CCV 240-79745/2	30328002.D	03/28/2013	11:18
	MRL 240-79745/3	30328003.D	03/28/2013	11:42
	MB 240-78456/17-A	30328004.D	03/28/2013	12:06
	LCS 240-78456/18-A	30328005.D	03/28/2013	12:29
079-0007-0001-SOURCEWATER	240-21987-1	30328006.D	03/28/2013	12:53
	MRL 240-79745/7	30328007.D	03/28/2013	13:17

FORM VIII
GC/MS SEMI VOA INTERNAL STANDARD AREA AND RETENTION TIME SUMMARY

Lab Name: TestAmerica Canton Job No.: 240-21987-1

SDG No.:

Sample No.: STD6 240-79445/10 Date Analyzed: 03/26/2013 13:05

Instrument ID: A4HP7 GC Column: RXI-5SILMS ID: 0.45(mm)

Lab File ID (Standard): 30326010.D Heated Purge: (Y/N) N

Calibration ID: 14262

		DCB		NPT		ANT	
		AREA #	RT #	AREA #	RT #	AREA #	RT #
INITIAL CALIBRATION MID-POINT		265483	5.92	1039919	7.04	608045	8.56
UPPER LIMIT		530966	6.42	2079838	7.54	1216090	9.06
LOWER LIMIT		132742	5.42	519960	6.54	304023	8.06
LAB SAMPLE ID	CLIENT SAMPLE ID						
ICV 240-79445/12		222829	5.92	888114	7.04	525531	8.55
CCV 240-79745/2		223513	5.89	871511	7.01	525671	8.51
MRL 240-79745/3		220517	5.89	860585	7.01	499241	8.51
MB 240-78456/17-A		210016	5.89	832658	7.01	497492	8.51
LCS 240-78456/18-A		200884	5.89	795207	7.01	486651	8.51
240-21987-1	079-0007-0001-SOURCEWATER	199915	5.89	798359	7.01	472561	8.51
MRL 240-79745/7		238405	5.89	928853	7.01	561602	8.51

DCB = 1,4-Dichlorobenzene-d4
NPT = Naphthalene-d8
ANT = Acenaphthene-d10

Area Limit = 50%-200% of internal standard area
RT Limit = ± 0.5 minutes of internal standard RT

Column used to flag values outside QC limits

FORM VIII 8270C/DOD

FORM VIII
GC/MS SEMI VOA INTERNAL STANDARD AREA AND RETENTION TIME SUMMARY

Lab Name: TestAmerica Canton Job No.: 240-21987-1

SDG No.:

Sample No.: STD6 240-79445/10 Date Analyzed: 03/26/2013 13:05

Instrument ID: A4HP7 GC Column: RXI-5SILMS ID: 0.45(mm)

Lab File ID (Standard): 30326010.D Heated Purge: (Y/N) N

Calibration ID: 14262

		PHN		CRY		PRY	
		AREA #	RT #	AREA #	RT #	AREA #	RT #
INITIAL CALIBRATION MID-POINT		969063	9.83	1099308	12.40	912884	14.49
UPPER LIMIT		1938126	10.33	2198616	12.90	1825768	14.99
LOWER LIMIT		484532	9.33	549654	11.90	456442	13.99
LAB SAMPLE ID	CLIENT SAMPLE ID						
ICV 240-79445/12		829262	9.82	941529	12.40	750991	14.50
CCV 240-79745/2		817951	9.78	933395	12.33	761709	14.40
MRL 240-79745/3		815904	9.78	931554	12.33	764764	14.40
MB 240-78456/17-A		794793	9.78	833985	12.33	668501	14.40
LCS 240-78456/18-A		787384	9.78	864005	12.33	673571	14.40
240-21987-1	079-0007-0001-SOURCEWATER	758046	9.78	806921	12.33	612627	14.40
MRL 240-79745/7		900507	9.78	1002557	12.33	823447	14.40

PHN = Phenanthrene-d10
CRY = Chrysene-d12
PRY = Perylene-d12

Area Limit = 50%-200% of internal standard area
RT Limit = ± 0.5 minutes of internal standard RT

Column used to flag values outside QC limits

FORM VIII 8270C/DOD

FORM I
GC/MS SEMI VOA ORGANICS ANALYSIS DATA SHEET

Lab Name: TestAmerica Canton | Job No.: 240-21987-1

SDG No.:

Client Sample ID: 079-0007-0001-SOURCEWATER | Lab Sample ID: 240-21987-1

Matrix: Water | Lab File ID: 30328006.D

Analysis Method: 8270C/DoD | Date Collected: 03/14/2013 12:00

Extract. Method: 3520C | Date Extracted: 03/15/2013 08:45

Sample wt/vol: 990(mL) | Date Analyzed: 03/28/2013 12:53

Con. Extract Vol.: 2(mL) | Dilution Factor: 1

Injection Volume: 1(uL) | Level: (low/med) Low

% Moisture: | GPC Cleanup:(Y/N) N

Analysis Batch No.: 79745 | Units: ug/L

CAS NO.	COMPOUND NAME	RESULT	Q	LOQ	LOD	DL
83-32-9	Acenaphthene	0.10	U	0.20	0.10	0.10
208-96-8	Acenaphthylene	0.10	U	0.20	0.10	0.10
120-12-7	Anthracene	0.10	U	0.20	0.10	0.10
56-55-3	Benzo[a]anthracene	0.10	U	0.20	0.10	0.10
50-32-8	Benzo[a]pyrene	0.10	U	0.20	0.10	0.10
205-99-2	Benzo[b]fluoranthene	0.10	U	0.20	0.10	0.10
191-24-2	Benzo[g,h,i]perylene	0.10	U	0.20	0.10	0.10
65-85-0	Benzoic acid	10	U	25	10	10
207-08-9	Benzo[k]fluoranthene	0.10	U	0.20	0.10	0.10
100-51-6	Benzyl alcohol	0.81	U	5.1	0.81	0.38
111-91-1	Bis(2-chloroethoxy)methane	0.81	U	1.0	0.81	0.32
111-44-4	Bis(2-chloroethyl)ether	0.10	U	1.0	0.10	0.10
108-60-1	bis (2-chloroisopropyl) ether	0.81	U	1.0	0.81	0.40
117-81-7	Bis(2-ethylhexyl) phthalate	0.91	J	2.0	0.81	0.81
101-55-3	4-Bromophenyl phenyl ether	0.81	U	2.0	0.81	0.81
85-68-7	Butyl benzyl phthalate	0.81	U	1.0	0.81	0.81
86-74-8	Carbazole	0.81	U	1.0	0.81	0.28
106-47-8	4-Chloroaniline	0.81	U	2.0	0.81	0.81
59-50-7	4-Chloro-3-methylphenol	0.81	U	2.0	0.81	0.81
91-58-7	2-Chloronaphthalene	0.10	U	1.0	0.10	0.10
95-57-8	2-Chlorophenol	0.81	U	1.0	0.81	0.29
7005-72-3	4-Chlorophenyl phenyl ether	0.81	U	2.0	0.81	0.30
218-01-9	Chrysene	0.10	U	0.20	0.10	0.10
53-70-3	Dibenz(a,h)anthracene	0.10	U	0.20	0.10	0.10
132-64-9	Dibenzofuran	0.10	U	1.0	0.10	0.10
95-50-1	1,2-Dichlorobenzene	0.81	U	1.0	0.81	0.29
541-73-1	1,3-Dichlorobenzene	0.81	U	1.0	0.81	0.81
106-46-7	1,4-Dichlorobenzene	0.81	U	1.0	0.81	0.34
91-94-1	3,3'-Dichlorobenzidine	0.81	U	5.1	0.81	0.37
120-83-2	2,4-Dichlorophenol	0.81	U	2.0	0.81	0.81
84-66-2	Diethyl phthalate	0.81	U	1.0	0.81	0.61
105-67-9	2,4-Dimethylphenol	0.81	U	2.0	0.81	0.81
131-11-3	Dimethyl phthalate	0.81	U	1.0	0.81	0.29
84-74-2	Di-n-butyl phthalate	0.81	U	1.0	0.81	0.68

FORM I
GC/MS SEMI VOA ORGANICS ANALYSIS DATA SHEET

Lab Name: TestAmerica Canton | Job No.: 240-21987-1

SDG No.:

Client Sample ID: 079-0007-0001-SOURCEWATER | Lab Sample ID: 240-21987-1

Matrix: Water | Lab File ID: 30328006.D

Analysis Method: 8270C/DoD | Date Collected: 03/14/2013 12:00

Extract. Method: 3520C | Date Extracted: 03/15/2013 08:45

Sample wt/vol: 990(mL) | Date Analyzed: 03/28/2013 12:53

Con. Extract Vol.: 2(mL) | Dilution Factor: 1

Injection Volume: 1(uL) | Level: (low/med) Low

% Moisture: | GPC Cleanup:(Y/N) N

Analysis Batch No.: 79745 | Units: ug/L

CAS NO.	COMPOUND NAME	RESULT	Q	LOQ	LOD	DL
534-52-1	4,6-Dinitro-2-methylphenol	2.4	U	5.1	2.4	2.4
51-28-5	2,4-Dinitrophenol	2.4	U	5.1	2.4	2.4
121-14-2	2,4-Dinitrotoluene	0.81	U	5.1	0.81	0.27
606-20-2	2,6-Dinitrotoluene	0.81	U	5.1	0.81	0.81
117-84-0	Di-n-octyl phthalate	0.81	U	1.0	0.81	0.81
206-44-0	Fluoranthene	0.10	U	0.20	0.10	0.10
86-73-7	Fluorene	0.10	U	0.20	0.10	0.10
118-74-1	Hexachlorobenzene	0.10	U	0.20	0.10	0.10
87-68-3	Hexachlorobutadiene	0.81	U	1.0	0.81	0.27
77-47-4	Hexachlorocyclopentadiene	0.81	U	10	0.81	0.81
67-72-1	Hexachloroethane	0.81	U	1.0	0.81	0.81
193-39-5	Indeno[1,2,3-cd]pyrene	0.10	U	0.20	0.10	0.10
78-59-1	Isophorone	0.81	U	1.0	0.81	0.27
91-57-6	2-Methylnaphthalene	0.10	U	0.20	0.10	0.10
95-48-7	2-Methylphenol	0.81	U	1.0	0.81	0.81
15831-10-4	3 & 4 Methylphenol	0.81	U	2.0	0.81	0.81
91-20-3	Naphthalene	0.10	U	0.20	0.10	0.10
88-74-4	2-Nitroaniline	0.81	U	2.0	0.81	0.81
99-09-2	3-Nitroaniline	0.81	U	2.0	0.81	0.28
100-01-6	4-Nitroaniline	0.81	U	2.0	0.81	0.81
98-95-3	Nitrobenzene	0.10	U	1.0	0.10	0.040
88-75-5	2-Nitrophenol	0.81	U	2.0	0.81	0.28
100-02-7	4-Nitrophenol	2.4	U	5.1	2.4	2.4
621-64-7	N-Nitrosodi-n-propylamine	0.81	U	1.0	0.81	0.81
86-30-6	N-Nitrosodiphenylamine	0.81	U	1.0	0.81	0.31
87-86-5	Pentachlorophenol	2.4	U	5.1	2.4	2.4
85-01-8	Phenanthrene	0.10	U	0.20	0.10	0.10
108-95-2	Phenol	0.81	U	1.0	0.81	0.61
129-00-0	Pyrene	0.10	U	0.20	0.10	0.10
120-82-1	1,2,4-Trichlorobenzene	0.81	U	1.0	0.81	0.28
95-95-4	2,4,5-Trichlorophenol	0.81	U	5.1	0.81	0.30
88-06-2	2,4,6-Trichlorophenol	0.81	U	5.1	0.81	0.81

FORM I
GC/MS SEMI VOA ORGANICS ANALYSIS DATA SHEET

Lab Name: TestAmerica Canton | Job No.: 240-21987-1

SDG No.:

Client Sample ID: 079-0007-0001-SOURCEWATER | Lab Sample ID: 240-21987-1

Matrix: Water | Lab File ID: 30328006.D

Analysis Method: 8270C/DoD | Date Collected: 03/14/2013 12:00

Extract. Method: 3520C | Date Extracted: 03/15/2013 08:45

Sample wt/vol: 990(mL) | Date Analyzed: 03/28/2013 12:53

Con. Extract Vol.: 2(mL) | Dilution Factor: 1

Injection Volume: 1(uL) | Level: (low/med) Low

% Moisture: | GPC Cleanup:(Y/N) N

Analysis Batch No.: 79745 | Units: ug/L

CAS NO.	SURROGATE	%REC	Q	LIMITS
321-60-8	2-Fluorobiphenyl (Surr)	64		50-110
367-12-4	2-Fluorophenol (Surr)	55		20-110
4165-60-0	Nitrobenzene-d5 (Surr)	68		40-110
4165-62-2	Phenol-d5 (Surr)	59		10-115
1718-51-0	Terphenyl-d14 (Surr)	93		50-135
118-79-6	2,4,6-Tribromophenol (Surr)	52		40-125

Report Date: 29-Mar-2013 09:59:03 Chrom Revision: 2.0 01-Feb-2013 10:03:10

TestAmerica Canton
Target Compound Quantitation Report

Data File:	\\Ncchrom\ChromData\A4HP7\20130328-18338.b\30328006.D		
Lims ID:	240-21987-P-1-A	Client ID:	079-0007-0001-SOURCEWATER
Inject. Date:	28-Mar-2013 12:53:30	Dil. Factor:	1.0000
Sample Type:	Client		
Sample ID:	240-0018338-006		
Misc. Info.:	240-21987-P-1-A		
Operator:	001710	Instrument ID:	A4HP7
Injection Vol:	1.0 ul	ALS Bottle#:	6
Lims Batch ID:	79745	Lims Sample ID:	6
Detector:	MS SCAN		

Method:	\\Ncchrom\ChromData\A4HP7\20130328-18338.b\8270_hp7.m		
Last Update:	29-Mar-2013 09:58:57	Calib Date:	26-Mar-2013 17:03:30
Quant Method:	Internal Standard	Quant By:	Initial Calibration
Last ICal File:	\\Ncchrom\ChromData\A4HP7\20130326-18258.b\30326020.D		
Limit Group:	MSS 8270 DOD ICAL		
Integrator:	RTE	ID Type:	Deconvolution ID
Column Type:	5% phenyl	Column Dia:	0.18 mm
Process Host:	XAWRK008		

First Level Reviewer: gruberj Date: 28-Mar-2013 13:18:13

Compound	Sig	RT	ADJ RT	DLT RT	Q	Response	On-Col Amt ng/ul	Flags
* 1 1,4-Dichlorobenzene-d4	152	5.886	5.886	0.0	97	199915	4.00	
* 2 Naphthalene-d8	136	7.009	7.010	-0.001	99	798359	4.00	
* 3 Acenaphthene-d10	164	8.512	8.512	0.0	90	472561	4.00	
* 4 Phenanthrene-d10	188	9.775	9.775	0.0	97	758046	4.00	
* 5 Chrysene-d12	240	12.326	12.326	0.0	97	806921	4.00	
* 6 Perylene-d12	264	14.401	14.401	0.0	97	612627	4.00	
$ 7 2-Fluorophenol	112	4.608	4.613	-0.005	93	658425	8.30	
$ 8 Phenol-d5	99	5.522	5.523	-0.001	88	923997	8.80	
$ 9 Nitrobenzene-d5	82	6.378	6.378	0.0	88	483096	6.79	
$ 10 2-Fluorobiphenyl (Surr)	172	7.924	7.924	0.0	100	944623	6.40	
$ 11 2,4,6-Tribromophenol	330	9.176	9.176	0.0	91	187379	7.82	
$ 12 Terphenyl-d14	244	11.133	11.133	0.0	98	1247369	9.29	
41 Phenol	94		5.539					9
44 Bis(2-chloroethyl)ether	93		5.640					9
46 2-Chlorophenol	128		5.688					9
47 1,3-Dichlorobenzene	146		5.838					
48 1,4-Dichlorobenzene	146		5.902					
49 Benzyl alcohol	108		5.999					9
50 1,2-Dichlorobenzene	146		6.041					
51 2-Methylphenol	108		6.090					9
52 2,2'-oxybis[1-chloropropane]	45		6.122					9
191 3 & 4 Methylphenol	108		6.218					
56 N-Nitrosodi-n-propylamine	70		6.234					9
60 Hexachloroethane	117		6.346					
61 Nitrobenzene	77		6.394					9
63 Isophorone	82		6.598					9
65 2-Nitrophenol	139		6.673					
64 2,4-Dimethylphenol	107		6.689					
69 Benzoic acid	122		6.753					9
68 Bis(2-chloroethoxy)methane	93		6.780					

Compound	Sig	RT	ADJ RT	DLT RT	Q	Response	On-Col Amt ng/ul	Flags
71 2,4-Dichlorophenol	162		6.876					
72 1,2,4-Trichlorobenzene	180		6.956					
73 Naphthalene	128		7.031					9
74 4-Chloroaniline	127		7.063					
77 Hexachlorobutadiene	225		7.127					
84 4-Chloro-3-methylphenol	107		7.459					
85 2-Methylnaphthalene	142		7.619					
88 Hexachlorocyclopentadiene	237		7.753					
90 2,4,6-Trichlorophenol	196		7.849					
91 2,4,5-Trichlorophenol	196		7.881					
98 2-Chloronaphthalene	162		8.036					
100 2-Nitroaniline	65		8.111					
103 Dimethyl phthalate	163		8.256					
105 2,6-Dinitrotoluene	165		8.309					
107 Acenaphthylene	152		8.395					
108 3-Nitroaniline	138		8.454					
110 Acenaphthene	153		8.539					
109 2,4-Dinitrophenol	184		8.545					
111 4-Nitrophenol	109		8.571					9
112 2,4-Dinitrotoluene	165		8.652					
114 Dibenzofuran	168		8.684					
119 Diethyl phthalate	149		8.849					
121 4-Chlorophenyl phenyl ether	204		8.962					
123 4-Nitroaniline	138		8.972					
124 Fluorene	166		8.978					
126 4,6-Dinitro-2-methylphenol	198		8.999					
130 N-Nitrosodiphenylamine	169		9.058					
137 4-Bromophenyl phenyl ether	248		9.379					
139 Hexachlorobenzene	284		9.443					
141 Pentachlorophenol	266		9.598					
146 Phenanthrene	178		9.796					9
147 Anthracene	178		9.839					9
149 Carbazole	167		9.962					9
151 Di-n-butyl phthalate	149		10.224					
157 Fluoranthene	202		10.807					9
160 Pyrene	202		11.016					9
166 Butyl benzyl phthalate	149		11.615					9
173 3,3'-Dichlorobenzidine	252		12.262					
171 Bis(2-ethylhexyl) phthalate	149	12.288	12.294	-0.006	70	12915	0.4504	
175 Benzo[a]anthracene	228		12.315					9
176 Chrysene	228		12.364					9
178 Di-n-octyl phthalate	149		13.203					9
180 Benzo[b]fluoranthene	252		13.818					
181 Benzo[k]fluoranthene	252		13.861					
182 Benzo[a]pyrene	252		14.316					9
186 Indeno[1,2,3-cd]pyrene	276		16.054					
187 Dibenz(a,h)anthracene	278		16.086					
188 Benzo[g,h,i]perylene	276		16.503					

QC Flag Legend

Processing Flags
9 - Failed A Reference Spectral Test

Report Date: 29-Mar-2013 09:59:03 Chrom Revision: 2.0 01-Feb-2013 10:03:10

TestAmerica Canton

Data File:	\\Ncchrom\ChromData\A4HP7\20130328-18338.b\30328006.D		
Injection Date:	28-Mar-2013 12:53:30	Limit Group:	MSS 8270 DOD ICAL
Client ID:	079-0007-0001-SOURCEWATER	Instrument ID:	A4HP7
Lims Batch ID:	79745	Lims Sample ID:	6
Operator ID:	001710	Injection Vol:	1.0 ul
Column Type:	5% phenyl	Column Dia:	0.18 mm

Y Scaling:

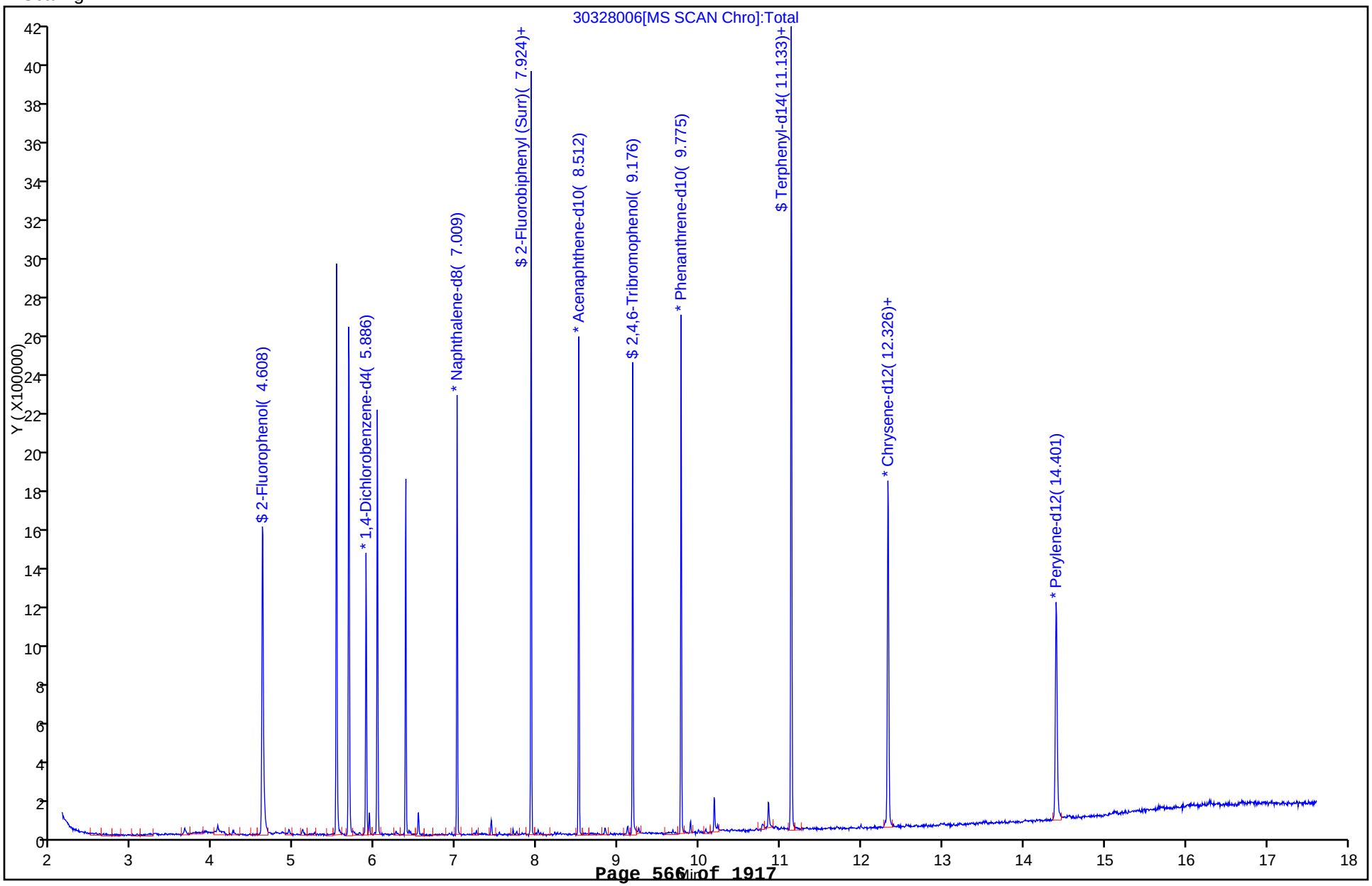

Report Date: 29-Mar-2013 09:59:03 Chrom Revision: 2.0 01-Feb-2013 10:03:10

TestAmerica Canton

Data File:	\\Ncchrom\ChromData\A4HP7\20130328-18338.b\30328006.D		
Injection Date:	28-Mar-2013 12:53:30	Limit Group:	MSS 8270 DOD ICAL
Client ID:	079-0007-0001-SOURCEWATER	Instrument ID:	A4HP7
Lims Batch ID:	79745	Lims Sample ID:	6
Operator ID:	001710	Injection Vol:	1.0 ul
Column Type:	5% phenyl	Column Dia:	0.18 mm

171 Bis(2-ethylhexyl) phthalate

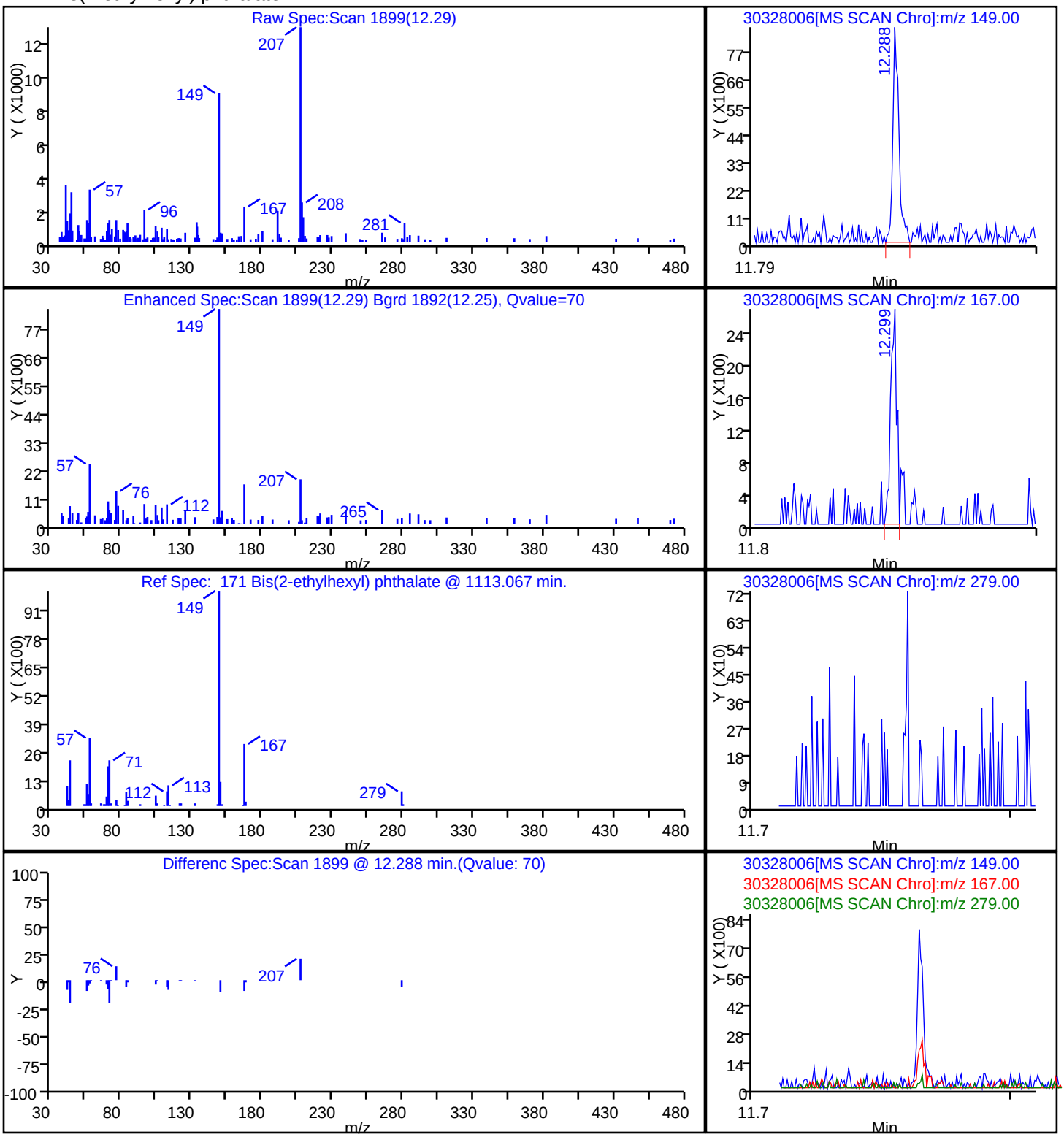

FORM VI
GC/MS SEMI VOA INITIAL CALIBRATION DATA
INTERNAL STANDARD CURVE EVALUATION

Lab Name: TestAmerica Canton Job No.: 240-21987-1 Analy Batch No.: 79445

SDG No.:

Instrument ID: A4HP7 GC Column: RXI-5SILMS ID: 0.45(mm) Heated Purge: (Y/N) N

Calibration Start Date: 03/26/2013 09:55 Calibration End Date: 03/26/2013 13:05 Calibration ID: 14262

Calibration Files:

LEVEL:	LAB SAMPLE ID:	LAB FILE ID:
Level 1	STD1 240-79445/6	30326006.D
Level 2	STD2 240-79445/5	30326005.D
Level 3	STD3 240-79445/4	30326004.D
Level 4	STD4 240-79445/3	30326003.D
Level 5	STD5 240-79445/2	30326002.D
Level 6	STD6 240-79445/10	30326010.D
Level 7	STD7 240-79445/9	30326009.D
Level 8	STD8 240-79445/8	30326008.D
Level 9	STD9 240-79445/7	30326007.D

ANALYTE	RRF					CURVE TYPE	COEFFICIENT			#	MIN RRF	%RSD	#	MAX %RSD	R^2 OR COD	#	MIN R^2 OR COD
	LVL 1 LVL 6	LVL 2 LVL 7	LVL 3 LVL 8	LVL 4 LVL 9	LVL 5		B	M1	M2								
1,4-Dioxane	0.6330	0.7628 0.6445	0.6326 0.6996	0.6763 0.6979	0.6299	Ave		0.6721			0.0500	7.0		15.0			
N-Nitrosodimethylamine	0.8596	0.7099 0.8489	0.7797 0.9511	0.7779 0.9204	0.8064	Ave		0.8317			0.0500	9.6		15.0			
Pyridine	1.6429	1.3434 1.5993	1.2809 1.7969	1.5945 1.7982	1.5677	Ave		1.5780			0.0500	12.0		15.0			
Ethyl methacrylate	1.0641	0.9031 1.0261	0.9820 1.1677	1.0656 1.1357	1.0038	Ave		1.0435			0.0500	8.1		15.0			
3-Chloropropionitrile	0.7527	0.5672 0.7586	0.6488 0.8441	0.8412 0.8108	0.7185	Ave		0.7427			0.0500	13.0		15.0			
Malononitrile	1.4657	1.0265 1.4811	1.1938 1.6537	1.5627 1.5775	1.3555	Ave		1.4146			0.0500	15.0		15.0			
Benzaldehyde	1.1721 1.0478	1.0766 0.9443	1.0972 0.9034	1.2299 +++++	1.0599	Ave		1.0664			0.0500	10.0		15.0			
Phenol	2.2241	1.9240 2.1775	2.1512 2.4174	2.3641 2.3484	2.1316	Ave		2.2173			0.0500	7.2		15.0			
Aniline	2.5046	2.2349 2.4622	2.3905 2.7463	2.7024 2.6917	2.3912	Ave		2.5155			0.0500	7.2		15.0			
Bis(2-chloroethyl)ether	1.3947	1.2375 1.3858	1.4456 1.5148	1.5463 1.4915	1.3416	Ave		1.4197			0.0500	7.1		15.0			
2-Chlorophenol	1.6946	1.4745 1.6754	1.6929 1.8765	1.8791 1.8350	1.6284	Ave		1.7196			0.0500	8.1		15.0			
1,3-Dichlorobenzene	1.4694	1.4248 1.4325	1.4411 1.6157	1.5958 1.5673	1.4167	Ave		1.4954			0.0500	5.6		15.0			
1,4-Dichlorobenzene	1.7960	1.7093 1.7700	1.8924 1.9872	1.9825 1.9405	1.7623	Ave		1.8550			0.0500	5.9		15.0			

Note: The m1 coefficient is the same as Ave RRF for an Ave curve type.

FORM VI
GC/MS SEMI VOA INITIAL CALIBRATION DATA
INTERNAL STANDARD CURVE EVALUATION

Lab Name: TestAmerica Canton Job No.: 240-21987-1 Analy Batch No.: 79445

SDG No.:

Instrument ID: A4HP7 GC Column: RXI-5SILMS ID: 0.45(mm) Heated Purge: (Y/N) N

Calibration Start Date: 03/26/2013 09:55 Calibration End Date: 03/26/2013 13:05 Calibration ID: 14262

ANALYTE	RRF					CURVE TYPE	COEFFICIENT			#	MIN RRF	%RSD	#	MAX %RSD	R^2 OR COD	#	MIN R^2 OR COD
	LVL 1 LVL 6	LVL 2 LVL 7	LVL 3 LVL 8	LVL 4 LVL 9	LVL 5		B	M1	M2								
Benzyl alcohol	1.0851	0.8331 1.1005	0.9686 1.2093	1.1681 1.1808	1.0488	Ave		1.0743			0.0500	12.0		15.0			
1,2-Dichlorobenzene	1.3772	1.3731 1.3823	1.3794 1.5242	1.5293 1.4970	1.3377	Ave		1.4250			0.0500	5.5		15.0			
2-Methylphenol	1.5910	1.3004 1.5889	1.5912 1.7271	1.7062 1.6881	1.5061	Ave		1.5874			0.0500	8.7		15.0			
bis (2-chloroisopropyl) ether	1.4509	1.3571 1.4477	1.4889 1.5867	1.6492 1.5514	1.3704	Ave		1.4878			0.0500	6.9		15.0			
3 & 4 Methylphenol	1.6445	1.3961 1.6417	1.5831 1.8084	1.8551 1.7857	1.5745	Ave		1.6611			0.0500	9.1		15.0			
N-Nitrosodi-n-propylamine	0.9050	0.7751 0.8974	0.8776 0.9783	0.9954 0.9373	0.8843	Ave		0.9063			0.0500	7.5		15.0			
Acetophenone	1.8702	1.7321 1.8137	1.8330 2.0420	2.0288 2.0025	1.7940	Ave		1.8895			0.0500	6.3		15.0			
Hexachloroethane	0.5733	0.5045 0.5644	0.5215 0.6207	0.5864 0.6182	0.5216	Ave		0.5638			0.0500	7.9		15.0			
Nitrobenzene	0.3831	0.3232 0.3759	0.3373 0.4185	0.3908 0.4123	0.3549	Ave		0.3745			0.0500	9.1		15.0			
Isophorone	0.6276	0.5135 0.6323	0.5506 0.6859	0.6360 0.6892	0.5762	Ave		0.6139			0.0500	10.0		15.0			
2-Nitrophenol	0.2162	0.1266 0.2171	0.1472 0.2365	0.1879 0.2348	0.1831	Lin1	-0.075	0.2308			0.0500				0.9970		0.9950
1,3,5-Trichlorobenzene	0.3037	0.2940 0.3044	0.3051 0.3243	0.3433 0.3202	0.2937	Ave		0.3111			0.0500	5.5		15.0			
2,4-Dimethylphenol	0.4349	0.3757 0.4292	0.4292 0.4593	0.4741 0.4522	0.4026	Ave		0.4321			0.0500	7.3		15.0			
Benzoic acid	0.2074	+++++ 0.2276	0.0437 0.2487	0.1027 0.2622	0.1509	Qua	-0.410	0.1956	0.0015		0.0500				1.0000		0.9950
Bis(2-chloroethoxy)methane	0.4219	0.3698 0.4194	0.4238 0.4427	0.4612 0.4512	0.4052	Ave		0.4244			0.0500	6.8		15.0			
2,4-Dichlorophenol	0.3509	0.2681 0.3423	0.3248 0.3765	0.3598 0.3718	0.3186	Ave		0.3391			0.0500	10.0		15.0			
1,2,4-Trichlorobenzene	0.3112	0.2938 0.3096	0.3229 0.3385	0.3266 0.3304	0.2884	Ave		0.3152			0.0500	5.6		15.0			
Naphthalene	1.0415 0.9491	0.9309 0.9590	0.9415 1.0337	1.0305 1.0312	0.8949	Ave		0.9792			0.0500	5.6		15.0			
4-Chloroaniline	0.4621	0.3988 0.4628	0.4234 0.4950	0.4699 0.4976	0.4305	Ave		0.4550			0.0500	7.7		15.0			
Hexachlorobutadiene	0.1667	0.1600 0.1642	0.1678 0.1760	0.1747 0.1746	0.1528	Ave		0.1671			0.0500	4.8		15.0			

Note: The m1 coefficient is the same as Ave RRF for an Ave curve type.

FORM VI
GC/MS SEMI VOA INITIAL CALIBRATION DATA
INTERNAL STANDARD CURVE EVALUATION

Lab Name: TestAmerica Canton Job No.: 240-21987-1 Analy Batch No.: 79445

SDG No.:

Instrument ID: A4HP7 GC Column: RXI-5SILMS ID: 0.45(mm) Heated Purge: (Y/N) N

Calibration Start Date: 03/26/2013 09:55 Calibration End Date: 03/26/2013 13:05 Calibration ID: 14262

ANALYTE	RRF					CURVE TYPE	COEFFICIENT			#	MIN RRF	%RSD	#	MAX %RSD	R^2 OR COD	#	MIN R^2 OR COD
	LVL 1 LVL 6	LVL 2 LVL 7	LVL 3 LVL 8	LVL 4 LVL 9	LVL 5		B	M1	M2								
Caprolactam	0.0924	+++++ 0.0894	0.0637 0.0890	0.0877 0.0847	0.0845	Ave		0.0845			0.0500	11.0		15.0			
4-Chloro-3-methylphenol	0.3673	0.2673 0.3751	0.3351 0.4016	0.3752 0.4039	0.3494	Ave		0.3594			0.0500	12.0		15.0			
2-Methylnaphthalene	0.6544 0.6047	0.5424 0.6027	0.6054 0.6457	0.6623 0.6510	0.5654	Ave		0.6149			0.0500	6.8		15.0			
1-Methylnaphthalene	0.6202 0.5870	0.5770 0.5791	0.5754 0.6302	0.6432 0.6285	0.5511	Ave		0.5991			0.0500	5.3		15.0			
1,2,3,5-Tetrachlorobenzene	0.5007	0.4623 0.4926	0.5202 0.5361	0.5476 0.5265	0.4891	Ave		0.5094			0.0500	5.5		15.0			
Hexachlorocyclopentadiene	0.2828	0.1808 0.2882	0.2037 0.3151	0.2534 0.3139	0.2504	Lin1	-0.093	0.3070			0.0500				0.9970		0.9950
2,4,6-Trichlorophenol	0.4282	0.2786 0.4244	0.3498 0.4581	0.4279 0.4633	0.3836	Ave		0.4017			0.0500	15.0		15.0			
2,4,5-Trichlorophenol	0.4589	0.3461 0.4529	0.4039 0.4921	0.4759 0.4994	0.4204	Ave		0.4437			0.0500	12.0		15.0			
2,4-Toluene diamine	0.1140	0.1407 0.1254	0.1897 0.1341	0.1708 0.1410	0.1019	Qua	0.0746	0.0891	0.0020		0.0500				0.9990		0.9950
1,1'-Biphenyl	1.3664 1.2092	1.1896 1.2221	1.2483 1.3017	1.3663 1.3025	1.1846	Ave		1.2656			0.0500	5.6		15.0			
2-Chloronaphthalene	1.1128 1.0780	1.0018 1.0785	1.0826 1.1604	1.1800 1.1641	1.0313	Ave		1.0988			0.0500	5.6		15.0			
2-Nitroaniline	0.3500	0.2022 0.3519	0.2448 0.3811	0.3153 0.3855	0.3063	Lin1	-0.118	0.3757			0.0500				0.9970		0.9950
Dimethyl phthalate	1.0965	0.9426 1.1223	1.0695 1.2281	1.2024 1.2204	1.0746	Ave		1.1196			0.0500	8.6		15.0			
2,6-Dinitrotoluene	0.2529	0.1410 0.2603	0.1808 0.2811	0.2055 0.2843	0.2263	Lin1	-0.097	0.2768			0.0500				0.9970		0.9950
1,2-Dinitrobenzene	0.1239	0.0714 0.1334	0.0925 0.1449	0.1135 0.1425	0.1122	Lin1	-0.047	0.1400			0.0500				0.9960		0.9950
Acenaphthylene	1.2591 1.6027	1.3125 1.6336	1.4446 1.7672	1.6642 1.7803	1.5076	Ave		1.5524			0.0500	12.0		15.0			
3-Nitroaniline	0.3255	0.1639 0.3324	0.2332 0.3644	0.3008 0.3596	0.2955	Lin1	-0.117	0.3548			0.0500				0.9970		0.9950
Acenaphthene	0.9705 0.9469	0.9360 0.9492	0.9645 1.0029	1.0511 1.0054	0.9461	Ave		0.9747			0.0500	3.9		15.0			
2,4-Dinitrophenol	0.1426	+++++ 0.1526	+++++ 0.1648	0.0602 0.1706	0.0965	Lin1	-0.566	0.1763			0.0500				0.9950		0.9950
4-Nitrophenol	0.2248	+++++ 0.2285	0.1460 0.2477	0.1848 0.2523	0.1977	Lin1	-0.130	0.2481			0.0500				0.9970		0.9950

Note: The m1 coefficient is the same as Ave RRF for an Ave curve type.

FORM VI
GC/MS SEMI VOA INITIAL CALIBRATION DATA
INTERNAL STANDARD CURVE EVALUATION

Lab Name: TestAmerica Canton Job No.: 240-21987-1 Analy Batch No.: 79445

SDG No.:

Instrument ID: A4HP7 GC Column: RXI-5SILMS ID: 0.45(mm) Heated Purge: (Y/N) N

Calibration Start Date: 03/26/2013 09:55 Calibration End Date: 03/26/2013 13:05 Calibration ID: 14262

ANALYTE	RRF					CURVE TYPE	COEFFICIENT			#	MIN RRF	%RSD	#	MAX %RSD	R^2 OR COD	#	MIN R^2 OR COD
	LVL 1 LVL 6	LVL 2 LVL 7	LVL 3 LVL 8	LVL 4 LVL 9	LVL 5		B	M1	M2								
2,4-Dinitrotoluene	0.3463	0.1618 0.3546	0.2236 0.3850	0.3042 0.3896	0.3075	Lin1	-0.143	0.3799			0.0500				0.9970		0.9950
Dibenzofuran	1.5704 1.4271	1.3579 1.4457	1.4559 1.5492	1.5787 1.5620	1.3791	Ave		1.4807			0.0500	5.8		15.0			
2,3,5,6-Tetrachlorophenol	0.3686	0.1693 0.3822	0.2808 0.4058	0.3364 0.4035	0.3386	Lin1	-0.130	0.3999			0.0500				0.9980		0.9950
Diethyl phthalate	1.0540	0.9351 1.0762	1.0209 1.1464	1.1338 1.1647	1.0307	Ave		1.0702			0.0500	7.2		15.0			
4-Chlorophenyl phenyl ether	0.5580	0.5213 0.5746	0.5767 0.6125	0.6172 0.6153	0.5462	Ave		0.5777			0.0500	6.1		15.0			
4-Nitroaniline	0.3212	0.1905 0.3231	0.2057 0.3555	0.2855 0.3497	0.2981	Lin1	-0.111	0.3460			0.0500				0.9980		0.9950
Fluorene	1.1636 1.1770	1.0674 1.1643	1.1710 1.2483	1.2788 1.2366	1.1467	Ave		1.1838			0.0500	5.3		15.0			
4,6-Dinitro-2-methylphenol	0.1397	+++++ 0.1510	0.0472 0.1655	0.0816 0.1657	0.0965	Lin	-0.253	0.1741			0.0500				0.9960		0.9950
N-Nitrosodiphenylamine	0.5861	0.4720 0.6051	0.5462 0.6458	0.6269 0.6485	0.5612	Ave		0.5865			0.0500	10.0		15.0			
1,2-Diphenylhydrazine(as Azobenzene)	0.7969	0.6367 0.8126	0.7342 0.8656	0.8472 0.8752	0.7604	Ave		0.7912			0.0500	10.0		15.0			
Azobenzene	0.7969	0.6374 0.8126	0.7342 0.8656	0.8472 0.8752	0.7604	Ave		0.7912			0.0500	10.0		15.0			
4-Bromophenyl phenyl ether	0.2025	0.1799 0.2106	0.2004 0.2256	0.2212 0.2232	0.1928	Ave		0.2070			0.0500	7.8		15.0			
Hexachlorobenzene	0.2758 0.2063	0.1814 0.2094	0.2051 0.2206	0.2214 0.2223	0.1937	Ave		0.2151			0.0500	12.0		15.0			
Atrazine	0.1364	0.0982 0.1372	0.1202 0.1391	0.1412 0.1294	0.1276	Ave		0.1287			0.0500	11.0		15.0			
Pentachlorophenol	0.1577	0.0729 0.1684	0.1048 0.1801	0.1259 0.1800	0.1445	Lin1	-0.142	0.1769			0.0500				0.9970		0.9950
Phenanthrene	1.1248 1.0132	1.0145 1.0485	1.0871 1.1173	1.1095 1.1350	0.9810	Ave		1.0701			0.0500	5.3		15.0			
Anthracene	0.7863 1.0474	0.8283 1.0706	0.9438 1.1518	1.0744 1.1538	0.9803	Ave		1.0041			0.0500	13.0		15.0			
Carbazole	0.9880	0.8683 1.0206	0.9580 1.1036	1.0351 1.0919	0.9404	Ave		1.0007			0.0500	7.9		15.0			
Di-n-butyl phthalate	1.1133	1.0236 1.1663	1.0479 1.2704	1.1887 1.2610	1.0954	Ave		1.1458			0.0500	8.0		15.0			
Fluoranthene	1.0391 1.1386	0.9481 1.1832	1.0585 1.2698	1.1680 1.2825	1.0896	Ave		1.1308			0.0500	9.6		15.0			

Note: The m1 coefficient is the same as Ave RRF for an Ave curve type.

FORM VI
GC/MS SEMI VOA INITIAL CALIBRATION DATA
INTERNAL STANDARD CURVE EVALUATION

Lab Name: TestAmerica Canton Job No.: 240-21987-1 Analy Batch No.: 79445

SDG No.:

Instrument ID: A4HP7 GC Column: RXI-5SILMS ID: 0.45(mm) Heated Purge: (Y/N) N

Calibration Start Date: 03/26/2013 09:55 Calibration End Date: 03/26/2013 13:05 Calibration ID: 14262

ANALYTE	RRF					CURVE TYPE	COEFFICIENT			#	MIN RRF	%RSD	#	MAX %RSD	R^2 OR COD	#	MIN R^2 OR COD
	LVL 1 LVL 6	LVL 2 LVL 7	LVL 3 LVL 8	LVL 4 LVL 9	LVL 5		B	M1	M2								
Benzidine	 0.5290	0.1940 0.5598	0.2836 0.5884	0.3942 0.5861	0.4266	Lin1	-0.274	0.5810			0.0500				0.9960		0.9950
Pyrene	0.9901 1.0741	0.9225 1.0970	1.0259 1.1714	1.1304 1.1823	1.0392	Ave		1.0703			0.0500	8.0		15.0			
Butyl benzyl phthalate	 0.4177	0.2175 0.4287	0.2768 0.4715	0.3688 0.4717	0.3857	Lin1	-0.164	0.4611			0.0500				0.9970		0.9950
3,3'-Dimethoxybenzidine	 0.2344	+++++ 0.2516	0.0853 0.2827	0.1244 0.2819	0.1581	Lin	-0.458	0.2968			0.0500				0.9950		0.9950
3,3'-Dichlorobenzidine	 0.4258	0.2420 0.4361	0.3105 0.4629	0.3897 0.4605	0.3808	Lin1	-0.136	0.4557			0.0500				0.9980		0.9950
4,4'-Methylene bis(2-chloroaniline)	 0.1954	0.1055 0.1986	0.1293 0.2159	0.1787 0.2113	0.1775	Lin1	-0.068	0.2103			0.0500				0.9980		0.9950
Bis(2-ethylhexyl) phthalate	 0.5914	0.3029 0.6160	0.3952 0.6675	0.5283 0.6671	0.5580	Lin1	-0.231	0.6551			0.0500				0.9970		0.9950
Benzo[a]anthracene	0.9020 0.9703	0.8054 1.0009	0.8997 1.0748	1.0092 1.0777	0.9369	Ave		0.9641			0.0500	9.2		15.0			
Chrysene	0.9672 0.8833	0.8130 0.9047	0.8934 0.9559	0.9436 0.9517	0.8401	Ave		0.9059			0.0500	6.0		15.0			
Di-n-octyl phthalate	 1.0906	+++++ 1.1838	0.5417 1.3197	0.8467 1.3643	1.0018	Qua	-0.432	0.9920	0.0160		0.0500				0.9990		0.9950
Benzo[b]fluoranthene	0.9494 1.1500	0.9382 1.1653	0.9969 1.2865	1.2193 1.3297	1.0956	Ave		1.1256			0.0500	13.0		15.0			
Benzo[k]fluoranthene	1.0656 1.1999	1.0075 1.2818	1.1485 1.3454	1.2400 1.3536	1.1526	Ave		1.1994			0.0500	9.9		15.0			
Benzo[a]pyrene	0.5219 1.1034	0.7615 1.1541	0.8946 1.2564	1.0675 1.2915	1.0501	Lin1	-0.133	1.2172			0.0500				0.9950		0.9950
Indeno[1,2,3-cd]pyrene	0.9939 1.1722	0.8686 1.2071	1.0038 1.3181	1.2130 1.3328	1.1231	Ave		1.1370			0.0500	14.0		15.0			
Dibenz(a,h)anthracene	0.8261 0.9660	0.7252 0.9906	0.8214 1.0770	0.9965 1.0957	0.9226	Ave		0.9357			0.0500	13.0		15.0			
Benzo[g,h,i]perylene	0.8968 0.9753	0.8553 1.0112	0.9150 1.0807	1.0250 1.1036	0.9263	Ave		0.9766			0.0500	8.7		15.0			
2-Fluorophenol (Surr)	 1.5666	1.4081 1.5692	1.4752 1.7616	1.7073 1.7061	1.5086	Ave		1.5878			0.0500	7.9		15.0			
Phenol-d5 (Surr)	 2.0872	1.7917 2.0846	2.0235 2.3066	2.2399 2.2565	2.0183	Ave		2.1010			0.0500	7.9		15.0			
Nitrobenzene-d5 (Surr)	0.3383 0.3682	0.2852 0.3764	0.3241 0.4007	0.3738 0.4015	0.3415	Ave		0.3566			0.0500	11.0		15.0			
2-Fluorobiphenyl (Surr)	1.3060 1.2123	1.1896 1.2108	1.2445 1.3012	1.3099 1.3146	1.1628	Ave		1.2502			0.0500	4.7		15.0			

Note: The m1 coefficient is the same as Ave RRF for an Ave curve type.

FORM VI
GC/MS SEMI VOA INITIAL CALIBRATION DATA
INTERNAL STANDARD CURVE EVALUATION

Lab Name: TestAmerica Canton Job No.: 240-21987-1 Analy Batch No.: 79445

SDG No.:

Instrument ID: A4HP7 GC Column: RXI-5SILMS ID: 0.45(mm) Heated Purge: (Y/N) N

Calibration Start Date: 03/26/2013 09:55 Calibration End Date: 03/26/2013 13:05 Calibration ID: 14262

ANALYTE	RRF					CURVE TYPE	COEFFICIENT			#	MIN RRF	%RSD	#	MAX %RSD	R^2 OR COD	#	MIN R^2 OR COD
	LVL 1 LVL 6	LVL 2 LVL 7	LVL 3 LVL 8	LVL 4 LVL 9	LVL 5		B	M1	M2								
2,4,6-Tribromophenol (Surr)	 0.1935	0.0988 0.1993	0.1366 0.2112	0.1839 0.2184	0.1802	Lin1	-0.069	0.2116			0.0500				0.9980		0.9950
Terphenyl-d14 (Surr)	0.6894 0.6465	0.5965 0.6713	0.6521 0.7103	0.6914 0.7047	0.6250	Ave		0.6653			0.0500	5.8		15.0			

Note: The m1 coefficient is the same as Ave RRF for an Ave curve type.

FORM VI
GC/MS SEMI VOA INITIAL CALIBRATION DATA
INTERNAL STANDARD RESPONSE AND CONCENTRATION

Lab Name: TestAmerica Canton Job No.: 240-21987-1 Analy Batch No.: 79445

SDG No.:

Instrument ID: A4HP7 GC Column: RXI-5SILMS ID: 0.45(mm) Heated Purge: (Y/N) N

Calibration Start Date: 03/26/2013 09:55 Calibration End Date: 03/26/2013 13:05 Calibration ID: 14262

Calibration Files:

LEVEL:	LAB SAMPLE ID:	LAB FILE ID:
Level 1	STD1 240-79445/6	30326006.D
Level 2	STD2 240-79445/5	30326005.D
Level 3	STD3 240-79445/4	30326004.D
Level 4	STD4 240-79445/3	30326003.D
Level 5	STD5 240-79445/2	30326002.D
Level 6	STD6 240-79445/10	30326010.D
Level 7	STD7 240-79445/9	30326009.D
Level 8	STD8 240-79445/8	30326008.D
Level 9	STD9 240-79445/7	30326007.D

ANALYTE	IS REF	CURVE TYPE	RESPONSE					CONCENTRATION (NG/UL)				
			LVL 1 LVL 6	LVL 2 LVL 7	LVL 3 LVL 8	LVL 4 LVL 9	LVL 5	LVL 6	LVL 2 LVL 7	LVL 3 LVL 8	LVL 4 LVL 9	LVL 5
1,4-Dioxane	DCB	Ave	420122	23407 609271	36827 812988	77161 1025483	175291	10.0	0.500 15.0	1.00 20.0	2.00 25.0	5.00
N-Nitrosodimethylamine	DCB	Ave	570504	21784 802499	45391 1105285	88758 1352528	224396	10.0	0.500 15.0	1.00 20.0	2.00 25.0	5.00
Pyridine	DCB	Ave	1090395	41224 1511978	74575 2088089	181927 2642441	436263	10.0	0.500 15.0	1.00 20.0	2.00 25.0	5.00
Ethyl methacrylate	DCB	Ave	706236	27715 970035	57169 1356979	121581 1668830	279337	10.0	0.500 15.0	1.00 20.0	2.00 25.0	5.00
3-Chloropropionitrile	DCB	Ave	499541	17407 717146	37773 980890	95983 1191423	199938	10.0	0.500 15.0	1.00 20.0	2.00 25.0	5.00
Malononitrile	DCB	Ave	972810	31499 1400206	69504 1921737	178303 2318023	377208	10.0	0.500 15.0	1.00 20.0	2.00 25.0	5.00
Benzaldehyde	DCB	Ave	6626 695440	33038 892752	63879 1049842	140327 +++++	294959	0.100 10.0	0.500 15.0	1.00 20.0	2.00 +++++	5.00
Phenol	DCB	Ave	1476159	59043 2058575	125239 2809221	269737 3450828	593175	10.0	0.500 15.0	1.00 20.0	2.00 25.0	5.00
Aniline	DCB	Ave	1662335	68584 2327767	139172 3191428	308335 3955352	665435	10.0	0.500 15.0	1.00 20.0	2.00 25.0	5.00
Bis(2-chloroethyl)ether	DCB	Ave	925694	37974 1310152	84164 1760270	176434 2191721	373342	10.0	0.500 15.0	1.00 20.0	2.00 25.0	5.00
2-Chlorophenol	DCB	Ave	1124712	45248 1583922	98562 2180665	214405 2696449	453165	10.0	0.500 15.0	1.00 20.0	2.00 25.0	5.00
1,3-Dichlorobenzene	DCB	Ave	975264	43722 1354279	83901 1877531	182081 2303096	394229	10.0	0.500 15.0	1.00 20.0	2.00 25.0	5.00
1,4-Dichlorobenzene	DCB	Ave	1192018	52455 1673338	110176 2309298	226202 2851461	490425	10.0	0.500 15.0	1.00 20.0	2.00 25.0	5.00
Benzyl alcohol	DCB	Ave	720165	25565 1040379	56392 1405316	133277 1735148	291870	10.0	0.500 15.0	1.00 20.0	2.00 25.0	5.00

FORM VI
GC/MS SEMI VOA INITIAL CALIBRATION DATA
INTERNAL STANDARD RESPONSE AND CONCENTRATION

Lab Name: TestAmerica Canton Job No.: 240-21987-1 Analy Batch No.: 79445

SDG No.:

Instrument ID: A4HP7 GC Column: RXI-5SILMS ID: 0.45(mm) Heated Purge: (Y/N) N

Calibration Start Date: 03/26/2013 09:55 Calibration End Date: 03/26/2013 13:05 Calibration ID: 14262

ANALYTE	IS REF	CURVE TYPE	RESPONSE					CONCENTRATION (NG/UL)				
			LVL 1 LVL 6	LVL 2 LVL 7	LVL 3 LVL 8	LVL 4 LVL 9	LVL 5	LVL 6	LVL 2 LVL 7	LVL 3 LVL 8	LVL 4 LVL 9	LVL 5
1,2-Dichlorobenzene	DCB	Ave	914086	42135 1306787	80310 1771234	174496 2199824	372265	10.0	0.500 15.0	1.00 20.0	2.00 25.0	5.00
2-Methylphenol	DCB	Ave	1055964	39906 1502160	92640 2006976	194676 2480635	419119	10.0	0.500 15.0	1.00 20.0	2.00 25.0	5.00
bis (2-chloroisopropyl) ether	DCB	Ave	962987	41645 1368664	86681 1843818	188170 2279797	381361	10.0	0.500 15.0	1.00 20.0	2.00 25.0	5.00
3 & 4 Methylphenol	DCB	Ave	1091443	42843 1552017	92168 2101430	211669 2624076	438147	10.0	0.500 15.0	1.00 20.0	2.00 25.0	5.00
N-Nitrosodi-n-propylamine	DCB	Ave	600670	23786 848436	51095 1136879	113569 1377355	246099	10.0	0.500 15.0	1.00 20.0	2.00 25.0	5.00
Acetophenone	DCB	Ave	1241282	53153 1714679	106715 2372922	231481 2942587	499245	10.0	0.500 15.0	1.00 20.0	2.00 25.0	5.00
Hexachloroethane	DCB	Ave	380489	15481 533536	30360 721295	66905 908365	145159	10.0	0.500 15.0	1.00 20.0	2.00 25.0	5.00
Nitrobenzene	NPT	Ave	995913	38599 1388013	77754 1936346	177885 2376630	390254	10.0	0.500 15.0	1.00 20.0	2.00 25.0	5.00
Isophorone	NPT	Ave	1631728	61335 2334482	126917 3174030	289474 3972850	633525	10.0	0.500 15.0	1.00 20.0	2.00 25.0	5.00
2-Nitrophenol	NPT	Lin1	562114	15126 801642	33937 1094299	85528 1353463	201326	10.0	0.500 15.0	1.00 20.0	2.00 25.0	5.00
1,3,5-Trichlorobenzene	NPT	Ave	789636	35120 1124000	70332 1500763	156259 1845603	322928	10.0	0.500 15.0	1.00 20.0	2.00 25.0	5.00
2,4-Dimethylphenol	NPT	Ave	1130626	44870 1584480	98916 2125189	215812 2606996	442644	10.0	0.500 15.0	1.00 20.0	2.00 25.0	5.00
Benzoic acid	NPT	Qua	1078161	+++++ 1680861	20122 2301997	93469 3022835	331850	20.0	+++++ 30.0	2.00 40.0	4.00 50.0	10.0
Bis(2-chloroethoxy)methane	NPT	Ave	1096909	44165 1548356	97678 2048320	209910 2601095	445478	10.0	0.500 15.0	1.00 20.0	2.00 25.0	5.00
2,4-Dichlorophenol	NPT	Ave	912308	32019 1263688	74862 1742038	163752 2143316	350330	10.0	0.500 15.0	1.00 20.0	2.00 25.0	5.00
1,2,4-Trichlorobenzene	NPT	Ave	808990	35095 1142932	74414 1566115	148648 1904650	317142	10.0	0.500 15.0	1.00 20.0	2.00 25.0	5.00
Naphthalene	NPT	Ave	23248 2467428	111184 3540834	217009 4783268	469037 5944609	983982	0.100 10.0	0.500 15.0	1.00 20.0	2.00 25.0	5.00
4-Chloroaniline	NPT	Ave	1201285	47629 1708794	97600 2290659	213873 2868698	473280	10.0	0.500 15.0	1.00 20.0	2.00 25.0	5.00
Hexachlorobutadiene	NPT	Ave	433361	19107 606172	38679 814445	79508 1006350	167968	10.0	0.500 15.0	1.00 20.0	2.00 25.0	5.00
Caprolactam	NPT	Ave	240111	+++++ 330237	14688 412040	39905 487986	92945	10.0	+++++ 15.0	1.00 20.0	2.00 25.0	5.00
4-Chloro-3-methylphenol	NPT	Ave	954944	31924 1384704	77246 1858379	170804 2328594	384172	10.0	0.500 15.0	1.00 20.0	2.00 25.0	5.00

FORM VI
GC/MS SEMI VOA INITIAL CALIBRATION DATA
INTERNAL STANDARD RESPONSE AND CONCENTRATION

Lab Name: TestAmerica Canton Job No.: 240-21987-1 Analy Batch No.: 79445

SDG No.:

Instrument ID: A4HP7 GC Column: RXI-5SILMS ID: 0.45(mm) Heated Purge: (Y/N) N

Calibration Start Date: 03/26/2013 09:55 Calibration End Date: 03/26/2013 13:05 Calibration ID: 14262

ANALYTE	IS REF	CURVE TYPE	RESPONSE					CONCENTRATION (NG/UL)				
			LVL 1 LVL 6	LVL 2 LVL 7	LVL 3 LVL 8	LVL 4 LVL 9	LVL 5	LVL 1 LVL 6	LVL 2 LVL 7	LVL 3 LVL 8	LVL 4 LVL 9	LVL 5
2-Methylnaphthalene	NPT	Ave	14606 1572040	64788 2225086	139527 2987581	301470 3752455	621660	0.100 10.0	0.500 15.0	1.00 20.0	2.00 25.0	5.00
1-Methylnaphthalene	NPT	Ave	13844 1526189	68917 2138096	132614 2916102	292773 3623000	605948	0.100 10.0	0.500 15.0	1.00 20.0	2.00 25.0	5.00
1,2,3,5-Tetrachlorobenzene	ANT	Ave	 761135	32391 1071060	69397 1464958	144535 1788952	310286	 10.0	0.500 15.0	1.00 20.0	2.00 25.0	5.00
Hexachlorocyclopentadiene	ANT	Lin1	 429847	12669 626565	27176 861001	66896 1066624	158855	 10.0	0.500 15.0	1.00 20.0	2.00 25.0	5.00
2,4,6-Trichlorophenol	ANT	Ave	 650890	19518 922597	46661 1251922	112954 1573978	243352	 10.0	0.500 15.0	1.00 20.0	2.00 25.0	5.00
2,4,5-Trichlorophenol	ANT	Ave	 697628	24247 984580	53888 1344691	125615 1696883	266711	 10.0	0.500 15.0	1.00 20.0	2.00 25.0	5.00
2,4-Toluene diamine	NPT	Qua	 296411	16802 462880	43715 620565	77759 813092	112008	 10.0	0.500 15.0	1.00 20.0	2.00 25.0	5.00
1,1'-Biphenyl	ANT	Ave	17227 1838102	83349 2656934	166539 3556973	360635 4425529	751588	0.100 10.0	0.500 15.0	1.00 20.0	2.00 25.0	5.00
2-Chloronaphthalene	ANT	Ave	14030 1638715	70187 2344810	144431 3170980	311456 3955274	654317	0.100 10.0	0.500 15.0	1.00 20.0	2.00 25.0	5.00
2-Nitroaniline	ANT	Lin1	 532110	14164 765126	32660 1041411	83232 1309734	194347	 10.0	0.500 15.0	1.00 20.0	2.00 25.0	5.00
Dimethyl phthalate	ANT	Ave	 1666867	66037 2439906	142683 3355999	317373 4146465	681802	 10.0	0.500 15.0	1.00 20.0	2.00 25.0	5.00
2,6-Dinitrotoluene	ANT	Lin1	 384404	9877 565942	24119 768234	54230 965893	143554	 10.0	0.500 15.0	1.00 20.0	2.00 25.0	5.00
1,2-Dinitrobenzene	ANT	Lin1	 188370	5001 289965	12340 396083	29949 484090	71186	 10.0	0.500 15.0	1.00 20.0	2.00 25.0	5.00
Acenaphthylene	ANT	Ave	15874 2436333	91954 3551614	192722 4829028	439256 6048801	956467	0.100 10.0	0.500 15.0	1.00 20.0	2.00 25.0	5.00
3-Nitroaniline	ANT	Lin1	 494851	11481 722700	31106 995870	79408 1221769	187468	 10.0	0.500 15.0	1.00 20.0	2.00 25.0	5.00
Acenaphthene	ANT	Ave	12236 1439434	65578 2063719	128675 2740413	277426 3416017	600263	0.100 10.0	0.500 15.0	1.00 20.0	2.00 25.0	5.00
2,4-Dinitrophenol	ANT	Lin1	 433425	+++++ 663498	+++++ 900840	31802 1159074	122402	 20.0	+++++ 30.0	+++++ 40.0	4.00 50.0	10.0
4-Nitrophenol	ANT	Lin1	 341752	+++++ 496792	19475 676834	48766 857104	125414	 10.0	+++++ 15.0	1.00 20.0	2.00 25.0	5.00
2,4-Dinitrotoluene	ANT	Lin1	 526384	11336 770957	29834 1052134	80286 1323846	195107	 10.0	0.500 15.0	1.00 20.0	2.00 25.0	5.00
Dibenzofuran	ANT	Ave	19799 2169395	95137 3143157	194227 4233295	416696 5306911	874981	0.100 10.0	0.500 15.0	1.00 20.0	2.00 25.0	5.00
2,3,5,6-Tetrachlorophenol	ANT	Lin1	 560387	11858 830901	37463 1108975	88788 1370811	214800	 10.0	0.500 15.0	1.00 20.0	2.00 25.0	5.00

FORM VI
GC/MS SEMI VOA INITIAL CALIBRATION DATA
INTERNAL STANDARD RESPONSE AND CONCENTRATION

Lab Name: TestAmerica Canton Job No.: 240-21987-1 Analy Batch No.: 79445

SDG No.:

Instrument ID: A4HP7 GC Column: RXI-5SILMS ID: 0.45(mm) Heated Purge: (Y/N) N

Calibration Start Date: 03/26/2013 09:55 Calibration End Date: 03/26/2013 13:05 Calibration ID: 14262

ANALYTE	IS REF	CURVE TYPE	RESPONSE					CONCENTRATION (NG/UL)				
			LVL 1 LVL 6	LVL 2 LVL 7	LVL 3 LVL 8	LVL 4 LVL 9	LVL 5	LVL 6	LVL 2 LVL 7	LVL 3 LVL 8	LVL 4 LVL 9	LVL 5
Diethyl phthalate	ANT	Ave	1602197	65513 2339721	136196 3132662	299274 3957326	653925	10.0	0.500 15.0	1.00 20.0	2.00 25.0	5.00
4-Chlorophenyl phenyl ether	ANT	Ave	848242	36523 1249315	76940 1673826	162909 2090559	346563	10.0	0.500 15.0	1.00 20.0	2.00 25.0	5.00
4-Nitroaniline	ANT	Lin1	488242	13349 702472	27436 971298	75359 1188225	189097	10.0	0.500 15.0	1.00 20.0	2.00 25.0	5.00
Fluorene	ANT	Ave	14670 1789234	74781 2531431	156219 3411173	337549 4201488	727496	0.100 10.0	0.500 15.0	1.00 20.0	2.00 25.0	5.00
4,6-Dinitro-2-methylphenol	PHN	Lin	338424	+++++ 517434	9817 716033	34328 891673	98836	10.0	+++++ 15.0	1.00 20.0	2.00 25.0	5.00
N-Nitrosodiphenylamine	PHN	Ave	1419987	52408 2073080	113712 2793486	263876 3489863	574983	10.0	0.500 15.0	1.00 20.0	2.00 25.0	5.00
1,2-Diphenylhydrazine(as Azobenzene)	PHN	Ave	1930662	70699 2784315	152850 3744096	356569 4710267	779062	10.0	0.500 15.0	1.00 20.0	2.00 25.0	5.00
Azobenzene	PHN	Ave	1930662	70776 2784315	152850 3744096	356569 4710267	779062	10.0	0.500 15.0	1.00 20.0	2.00 25.0	5.00
4-Bromophenyl phenyl ether	PHN	Ave	490578	19981 721422	41720 976059	93120 1200984	197505	10.0	0.500 15.0	1.00 20.0	2.00 25.0	5.00
Hexachlorobenzene	PHN	Ave	5540 499897	20144 717490	42695 954287	93169 1196313	198445	0.100 10.0	0.500 15.0	1.00 20.0	2.00 25.0	5.00
Atrazine	PHN	Ave	330377	10909 470189	25026 601659	59435 696323	130707	10.0	0.500 15.0	1.00 20.0	2.00 25.0	5.00
Pentachlorophenol	PHN	Lin1	764114	16182 1153973	43647 1558037	105951 1937678	296110	20.0	1.00 30.0	2.00 40.0	4.00 50.0	10.0
Phenanthrene	PHN	Ave	22598 2454518	112650 3592541	226309 4832869	467013 6108372	1005160	0.100 10.0	0.500 15.0	1.00 20.0	2.00 25.0	5.00
Anthracene	PHN	Ave	15798 2537397	91971 3668301	196477 4982079	452219 6209443	1004362	0.100 10.0	0.500 15.0	1.00 20.0	2.00 25.0	5.00
Carbazole	PHN	Ave	2393500	96410 3496931	199426 4773650	435677 5876009	963476	10.0	0.500 15.0	1.00 20.0	2.00 25.0	5.00
Di-n-butyl phthalate	PHN	Ave	2697028	113654 3996191	218142 5495379	500324 6786140	1122340	10.0	0.500 15.0	1.00 20.0	2.00 25.0	5.00
Fluoranthene	PHN	Ave	20877 2758426	105270 4053796	220359 5492589	491610 6901778	1116427	0.100 10.0	0.500 15.0	1.00 20.0	2.00 25.0	5.00
Benzidine	CRY	Lin1	1453880	23367 2181137	66007 2925689	187472 3656982	486326	10.0	0.500 15.0	1.00 20.0	2.00 25.0	5.00
Pyrene	CRY	Ave	21286 2952020	111101 4274201	238740 5824508	537589 7376722	1184856	0.100 10.0	0.500 15.0	1.00 20.0	2.00 25.0	5.00
Butyl benzyl phthalate	CRY	Lin1	1148070	26196 1670244	64414 2344618	175400 2943091	439794	10.0	0.500 15.0	1.00 20.0	2.00 25.0	5.00
3,3'-Dimethoxybenzidine	CRY	Lin	644291	+++++ 980453	19842 1405745	59170 1758714	180302	10.0	+++++ 15.0	1.00 20.0	2.00 25.0	5.00

FORM VI
GC/MS SEMI VOA INITIAL CALIBRATION DATA
INTERNAL STANDARD RESPONSE AND CONCENTRATION

Lab Name: TestAmerica Canton Job No.: 240-21987-1 Analy Batch No.: 79445

SDG No.:

Instrument ID: A4HP7 GC Column: RXI-5SILMS ID: 0.45(mm) Heated Purge: (Y/N) N

Calibration Start Date: 03/26/2013 09:55 Calibration End Date: 03/26/2013 13:05 Calibration ID: 14262

ANALYTE	IS REF	CURVE TYPE	RESPONSE					CONCENTRATION (NG/UL)				
			LVL 1 LVL 6	LVL 2 LVL 7	LVL 3 LVL 8	LVL 4 LVL 9	LVL 5	LVL 6	LVL 2 LVL 7	LVL 3 LVL 8	LVL 4 LVL 9	LVL 5
3,3'-Dichlorobenzidine	CRY	Lin1	1170164	29140 1699140	72252 2301749	185338 2873193	434211	10.0	0.500 15.0	1.00 20.0	2.00 25.0	5.00
4,4'-Methylene bis(2-chloroaniline)	CRY	Lin1	536889	12704 773696	30094 1073349	84964 1318451	202318	10.0	0.500 15.0	1.00 20.0	2.00 25.0	5.00
Bis(2-ethylhexyl) phthalate	CRY	Lin1	1625244	36483 2400113	91978 3318999	251255 4162273	636213	10.0	0.500 15.0	1.00 20.0	2.00 25.0	5.00
Benzo[a]anthracene	CRY	Ave	19392 2666598	96994 3899652	209380 5344271	479938 6724075	1068170	0.100 10.0	0.500 15.0	1.00 20.0	2.00 25.0	5.00
Chrysene	CRY	Ave	20795 2427682	97913 3525022	207916 4752804	448733 5937855	957809	0.100 10.0	0.500 15.0	1.00 20.0	2.00 25.0	5.00
Di-n-octyl phthalate	PRY	Qua	2488951	+++++ 3846324	102348 5433207	323955 6940428	944629	10.0	+++++ 15.0	1.00 20.0	2.00 25.0	5.00
Benzo[b]fluoranthene	PRY	Ave	16792 2624632	90721 3786238	188361 5296452	466521 6763986	1032987	0.100 10.0	0.500 15.0	1.00 20.0	2.00 25.0	5.00
Benzo[k]fluoranthene	PRY	Ave	18847 2738407	97415 4164952	217006 5538890	474465 6885986	1086750	0.100 10.0	0.500 15.0	1.00 20.0	2.00 25.0	5.00
Benzo[a]pyrene	PRY	Lin1	9232 2518111	73637 3749884	169031 5172766	408458 6569717	990110	0.100 10.0	0.500 15.0	1.00 20.0	2.00 25.0	5.00
Indeno[1,2,3-cd]pyrene	PRY	Ave	17580 2675286	83988 3922218	189677 5426465	464115 6780021	1058943	0.100 10.0	0.500 15.0	1.00 20.0	2.00 25.0	5.00
Dibenz(a,h)anthracene	PRY	Ave	14612 2204679	70122 3218513	155208 4434051	381276 5574031	869919	0.100 10.0	0.500 15.0	1.00 20.0	2.00 25.0	5.00
Benzo[g,h,i]perylene	PRY	Ave	15863 2225735	82707 3285630	172894 4449370	392176 5613886	873393	0.100 10.0	0.500 15.0	1.00 20.0	2.00 25.0	5.00
2-Fluorophenol (Surr)	DCB	Ave	1039757	43211 1483458	85886 2047130	194803 2507104	419804	10.0	0.500 15.0	1.00 20.0	2.00 25.0	5.00
Phenol-d5 (Surr)	DCB	Ave	1385274	54982 1970716	117808 2680473	255567 3315929	561669	10.0	0.500 15.0	1.00 20.0	2.00 25.0	5.00
Nitrobenzene-d5 (Surr)	NPT	Ave	7552 957271	34065 1389517	74698 1854040	170163 2314248	375505	0.100 10.0	0.500 15.0	1.00 20.0	2.00 25.0	5.00
2-Fluorobiphenyl (Surr)	ANT	Ave	16465 1842894	83345 2632436	166030 3555754	345738 4466491	737748	0.100 10.0	0.500 15.0	1.00 20.0	2.00 25.0	5.00
2,4,6-Tribromophenol (Surr)	ANT	Lin1	294115	6925 433359	18218 577145	48551 742165	114313	10.0	0.500 15.0	1.00 20.0	2.00 25.0	5.00
Terphenyl-d14 (Surr)	CRY	Ave	14821 1776880	71844 2615522	151757 3531872	328823 4396791	712539	0.100 10.0	0.500 15.0	1.00 20.0	2.00 25.0	5.00

Curve Type Legend:

Ave = Average ISTD
Lin = Linear ISTD
Lin1 = Linear 1/conc ISTD
Qua = Quadratic ISTD

TestAmerica Canton
Target Compound Quantitation Report

Data File:	\\Ncchrom\ChromData\A4HP7\20130326-18258.b\30326002.D		
Lims ID:	std5 tcl	Client ID:	
Inject. Date:	26-Mar-2013 09:55:30	Dil. Factor:	1.0000
Sample Type:	IC	Calib Level:	5
Sample ID:	240-0018258-002		
Misc. Info.:	STD5 TCL		
Operator:	001710	Instrument ID:	A4HP7
Injection Vol:	1.0 ul	ALS Bottle#:	2
Lims Batch ID:	79445	Lims Sample ID:	2
Sublist:	chrom-8270_hp7*sub15		
Detector:	MS SCAN		

Method:	\\Ncchrom\ChromData\A4HP7\20130326-18258.b\8270_hp7.m		
Last Update:	27-Mar-2013 12:57:03	Calib Date:	26-Mar-2013 17:03:30
Quant Method:	Internal Standard	Quant By:	Initial Calibration
Last ICal File:	\\Ncchrom\ChromData\A4HP7\20130326-18258.b\30326020.D		
Limit Group:	MSS 8270 DOD ICAL		
Integrator:	RTE	ID Type:	Deconvolution ID
Column Type:	5% phenyl	Column Dia:	0.18 mm
Process Host:	XAWRK014		

First Level Reviewer: gruberj Date: 26-Mar-2013 10:52:58

Compound	Sig	RT	ADJ RT	DLT RT	Q	Response	On-Col Amt ng/ul	Flags
* 1 1,4-Dichlorobenzene-d4	152	5.915	5.915	0.0	96	222626	4.00	
* 2 Naphthalene-d8	136	7.049	7.049	0.0	99	879595	4.00	
* 3 Acenaphthene-d10	164	8.557	8.557	0.0	92	507554	4.00	
* 4 Phenanthrene-d10	188	9.825	9.825	0.0	97	819674	4.00	
* 5 Chrysene-d12	240	12.408	12.408	0.0	96	912099	4.00	
* 6 Perylene-d12	264	14.505	14.505	0.0	97	754313	4.00	
$ 7 2-Fluorophenol	112	4.631	4.631	0.0	93	419804	4.75	
$ 8 Phenol-d5	99	5.546	5.546	0.0	89	561669	4.80	
$ 9 Nitrobenzene-d5	82	6.407	6.407	0.0	89	375505	4.79	
$ 10 2-Fluorobiphenyl (Surr)	172	7.969	7.969	0.0	99	737748	4.65	
$ 11 2,4,6-Tribromophenol	330	9.226	9.226	0.0	90	114313	4.58	
$ 12 Terphenyl-d14	244	11.199	11.199	0.0	98	712539	4.70	
24 1,4-Dioxane	88	2.363	2.363	0.0	90	175291	4.69	M
25 N-Nitrosodimethylamine	74	2.823	2.823	0.0	88	224396	4.85	
26 Pyridine	79	2.877	2.877	0.0	97	436263	4.97	
27 Ethyl methacrylate	69	3.567	3.567	0.0	87	279337	4.81	
28 3-Chloropropionitrile	54	3.957	3.957	0.0	85	199938	4.84	
32 Malononitrile	66	4.310	4.310	0.0	95	377208	4.79	
40 Benzaldehyde	77	5.514	5.514	0.0	93	294959	4.97	
41 Phenol	94	5.562	5.562	0.0	98	593175	4.81	
43 Aniline	93	5.610	5.610	0.0	98	665435	4.75	
44 Bis(2-chloroethyl)ether	93	5.664	5.664	0.0	96	373342	4.72	
46 2-Chlorophenol	128	5.717	5.717	0.0	95	453165	4.74	
47 1,3-Dichlorobenzene	146	5.867	5.867	0.0	97	394229	4.74	
48 1,4-Dichlorobenzene	146	5.931	5.931	0.0	92	490425	4.75	
49 Benzyl alcohol	108	6.027	6.027	0.0	91	291870	4.88	
50 1,2-Dichlorobenzene	146	6.070	6.070	0.0	94	372265	4.69	
51 2-Methylphenol	108	6.118	6.118	0.0	96	419119	4.74	
52 2,2'-oxybis[1-chloropropane]	45	6.150	6.150	0.0	90	381361	4.61	

Compound	Sig	RT	ADJ RT	DLT RT	Q	Response	On-Col Amt ng/ul	Flags
191 3 & 4 Methylphenol	108	6.252	6.252	0.0	97	438147	4.74	
56 N-Nitrosodi-n-propylamine	70	6.268	6.268	0.0	76	246099	4.88	
57 Acetophenone	105	6.273	6.273	0.0	91	499245	4.75	
60 Hexachloroethane	117	6.375	6.375	0.0	91	145159	4.63	
61 Nitrobenzene	77	6.423	6.423	0.0	83	390254	4.74	
63 Isophorone	82	6.632	6.632	0.0	99	633525	4.69	
65 2-Nitrophenol	139	6.707	6.707	0.0	97	201326	4.29	
66 1,3,5-Trichlorobenzene	180	6.717	6.717	0.0	95	322928	4.72	
64 2,4-Dimethylphenol	107	6.723	6.723	0.0	94	442644	4.66	
69 Benzoic acid	122	6.765	6.765	0.0	84	331850	9.16	
68 Bis(2-chloroethoxy)methane	93	6.814	6.814	0.0	98	445478	4.77	
71 2,4-Dichlorophenol	162	6.910	6.910	0.0	95	350330	4.70	
72 1,2,4-Trichlorobenzene	180	6.990	6.990	0.0	92	317142	4.58	
73 Naphthalene	128	7.065	7.065	0.0	96	983982	4.57	
74 4-Chloroaniline	127	7.097	7.097	0.0	86	473280	4.73	
77 Hexachlorobutadiene	225	7.167	7.167	0.0	94	167968	4.57	
78 1,2,3-Trichlorobenzene	180	7.188	7.188	0.0	91	298551	0	
83 Caprolactam	113	7.380	7.380	0.0	78	92945	5.00	
84 4-Chloro-3-methylphenol	107	7.498	7.498	0.0	95	384172	4.86	
85 2-Methylnaphthalene	142	7.659	7.659	0.0	91	621660	4.60	
86 1-Methylnaphthalene	142	7.750	7.750	0.0	91	605948	4.60	
88 Hexachlorocyclopentadiene	237	7.792	7.792	0.0	91	158855	4.38	
87 1,2,3,5-Tetrachlorobenzene	216	7.792	7.792	0.0	95	310286	4.80	
90 2,4,6-Trichlorophenol	196	7.889	7.889	0.0	93	243352	4.77	
91 2,4,5-Trichlorophenol	196	7.921	7.921	0.0	94	266711	4.74	
94 2,4-Toluene diamine	121	8.033	8.033	0.0	96	112008	4.44	
96 1,2,3,4 -Tetrachlorobenzene	216	8.049	8.049	0.0	94	302630	0	
95 1,1'-Biphenyl	154	8.054	8.054	0.0	94	751588	4.68	
98 2-Chloronaphthalene	162	8.081	8.081	0.0	96	654317	4.69	
100 2-Nitroaniline	65	8.151	8.151	0.0	83	194347	4.39	
103 Dimethyl phthalate	163	8.295	8.295	0.0	98	681802	4.80	
105 2,6-Dinitrotoluene	165	8.354	8.354	0.0	95	143554	4.44	
106 1,2-Dinitrobenzene	168	8.402	8.402	0.0	86	71186	4.34	
107 Acenaphthylene	152	8.440	8.440	0.0	94	956467	4.86	
108 3-Nitroaniline	138	8.498	8.498	0.0	93	187468	4.49	
110 Acenaphthene	153	8.584	8.584	0.0	94	600263	4.85	
109 2,4-Dinitrophenol	184	8.589	8.589	0.0	68	122402	8.68	
111 4-Nitrophenol	109	8.611	8.611	0.0	91	125414	4.51	
112 2,4-Dinitrotoluene	165	8.696	8.696	0.0	91	195107	4.42	
114 Dibenzofuran	168	8.728	8.728	0.0	90	874981	4.66	
115 2,3,5,6-Tetrachlorophenol	232	8.787	8.787	0.0	92	214800	4.56	
119 Diethyl phthalate	149	8.894	8.894	0.0	98	653925	4.82	
121 4-Chlorophenyl phenyl ether	204	9.012	9.012	0.0	93	346563	4.73	
123 4-Nitroaniline	138	9.017	9.017	0.0	85	189097	4.63	
124 Fluorene	166	9.023	9.023	0.0	84	727496	4.84	
126 4,6-Dinitro-2-methylphenol	198	9.044	9.044	0.0	84	98836	4.22	
130 N-Nitrosodiphenylamine	169	9.108	9.108	0.0	0	574983	4.78	
131 Azobenzene	77	9.146	9.146	0.0	98	779062	4.81	
129 1,2-Diphenylhydrazine	77	9.146	9.146	0.0	0	779062	4.81	
137 4-Bromophenyl phenyl ether	248	9.429	9.429	0.0	65	197505	4.66	
139 Hexachlorobenzene	284	9.493	9.493	0.0	90	198445	4.50	
140 Atrazine	200	9.541	9.541	0.0	89	130707	4.96	

Report Date: 27-Mar-2013 12:57:03 Chrom Revision: 2.0 01-Feb-2013 10:03:10
Data File: \\Ncchrom\ChromData\A4HP7\20130326-18258.b\30326002.D

Compound	Sig	RT	ADJ RT	DLT RT	Q	Response	On-Col Amt ng/ul	Flags
141 Pentachlorophenol	266	9.648	9.648	0.0	85	296110	8.97	
146 Phenanthrene	178	9.846	9.846	0.0	97	1005160	4.58	
147 Anthracene	178	9.889	9.889	0.0	97	1004362	4.88	
149 Carbazole	167	10.012	10.012	0.0	82	963476	4.70	
151 Di-n-butyl phthalate	149	10.279	10.279	0.0	100	1122340	4.78	
157 Fluoranthene	202	10.862	10.862	0.0	98	1116427	4.82	
158 Benzidine	184	10.964	10.964	0.0	99	486326	4.14	
160 Pyrene	202	11.076	11.076	0.0	97	1184856	4.85	
166 Butyl benzyl phthalate	149	11.686	11.686	0.0	96	439794	4.54	
170 3,3'-Dimethoxybenzidine	244	12.301	12.301	0.0	90	180302	4.21	
172 4,4'-Methylene bis(2-chloroanili	231	12.344	12.344	0.0	72	202318	4.54	
173 3,3'-Dichlorobenzidine	252	12.344	12.344	0.0	68	434211	4.48	
171 Bis(2-ethylhexyl) phthalate	149	12.381	12.381	0.0	89	636213	4.61	
175 Benzo[a]anthracene	228	12.398	12.398	0.0	97	1068170	4.86	
176 Chrysene	228	12.446	12.446	0.0	94	957809	4.64	
178 Di-n-octyl phthalate	149	13.301	13.301	0.0	99	944629	5.07	
180 Benzo[b]fluoranthene	252	13.917	13.917	0.0	94	1032987	4.87	
181 Benzo[k]fluoranthene	252	13.959	13.959	0.0	98	1086750	4.80	
182 Benzo[a]pyrene	252	14.419	14.419	0.0	73	990110	4.42	
186 Indeno[1,2,3-cd]pyrene	276	16.179	16.179	0.0	98	1058943	4.94	
187 Dibenz(a,h)anthracene	278	16.211	16.211	0.0	81	869919	4.93	
188 Benzo[g,h,i]perylene	276	16.634	16.634	0.0	92	873393	4.74	
S 189 Methyl Phenols,Total	100				0		4.74	

QC Flag Legend

Review Flags
M - Manually Integrated

Report Date: 27-Mar-2013 12:57:03 Chrom Revision: 2.0 01-Feb-2013 10:03:10

TestAmerica Canton

Data File:	\\Ncchrom\ChromData\A4HP7\20130326-18258.b\30326002.D		
Injection Date:	26-Mar-2013 09:55:30	Limit Group:	MSS 8270 DOD ICAL
Client ID:		Instrument ID:	A4HP7
Lims Batch ID:	79445	Lims Sample ID:	2
Operator ID:	001710	Injection Vol:	1.0 ul
Column Type:	5% phenyl	Column Dia:	0.18 mm

Y Scaling:

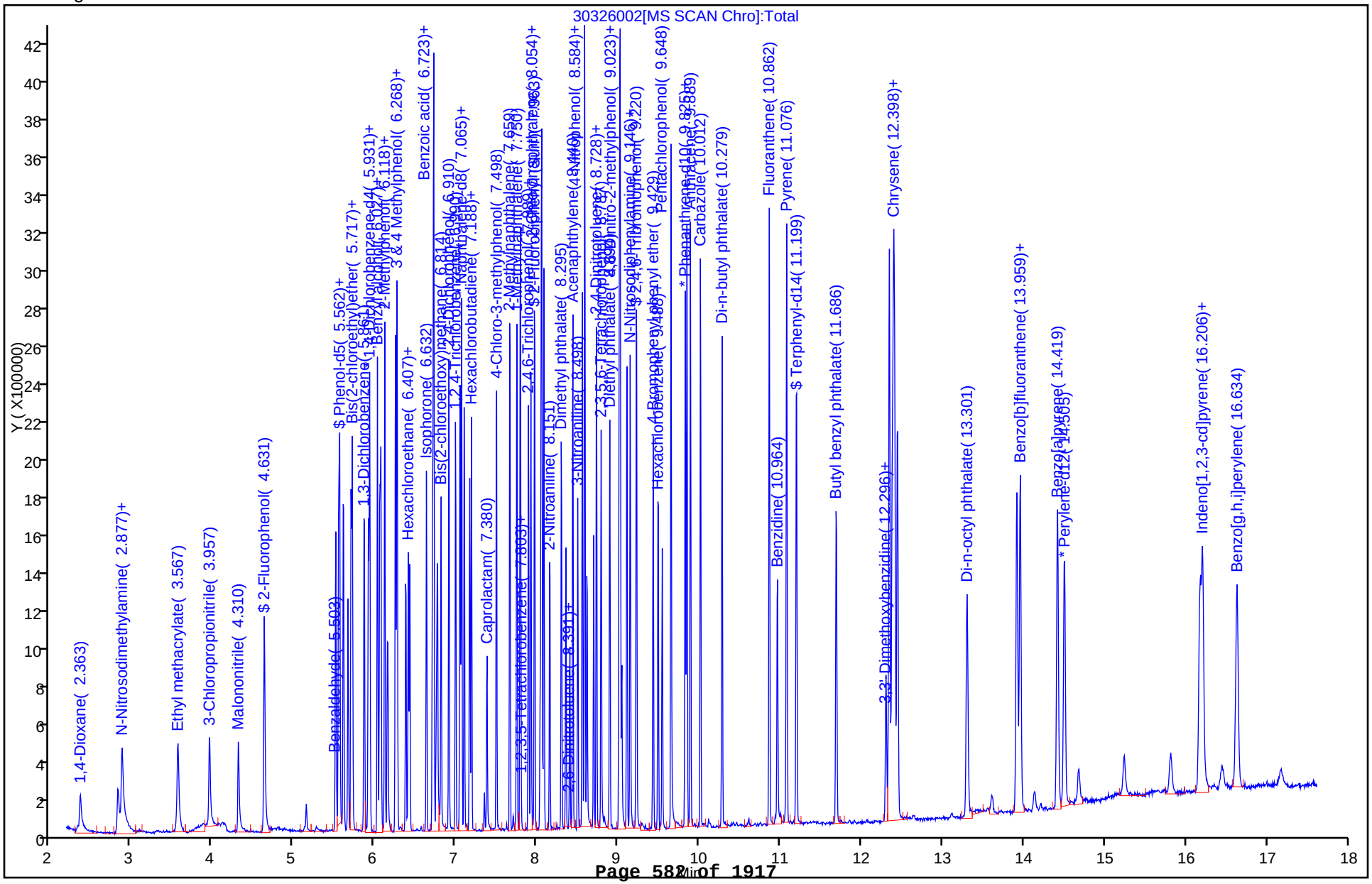

Manual Integration/User Assign Peak Report

TestAmerica Canton

Data File:	\\Ncchrom\ChromData\A4HP7\20130326-18258.b\30326002.D		
Injection Date:	26-Mar-2013 09:55:30	Limit Group:	MSS 8270 DOD ICAL
Client ID:		Instrument ID:	A4HP7
Lims Batch ID:	79445	Lims Sample ID:	2
Operator ID:	001710	Injection Vol:	1.0 ul
Column Type:	5% phenyl	Column Dia:	0.18 mm

24 1,4-Dioxane, Signal: 1, m/z: 88.0 Type: quant, RT: 2.36

Processing Integration Results

RT: 2.36
Response: 165054
Amount: 4.789645

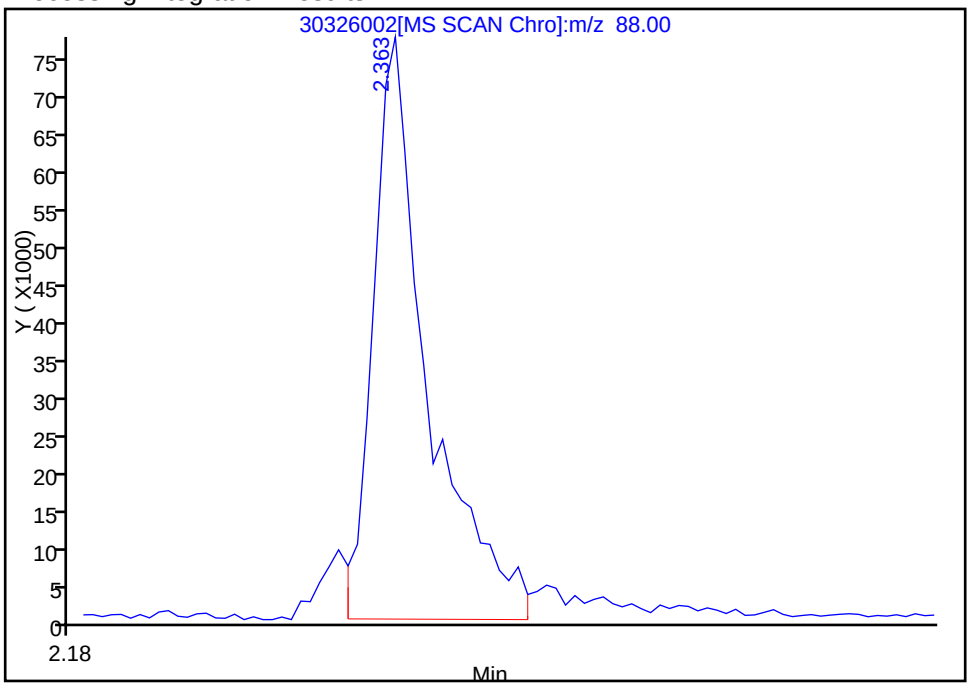

Manual Integration Results

RT: 2.36
Response: 175291
Amount: 4.686416

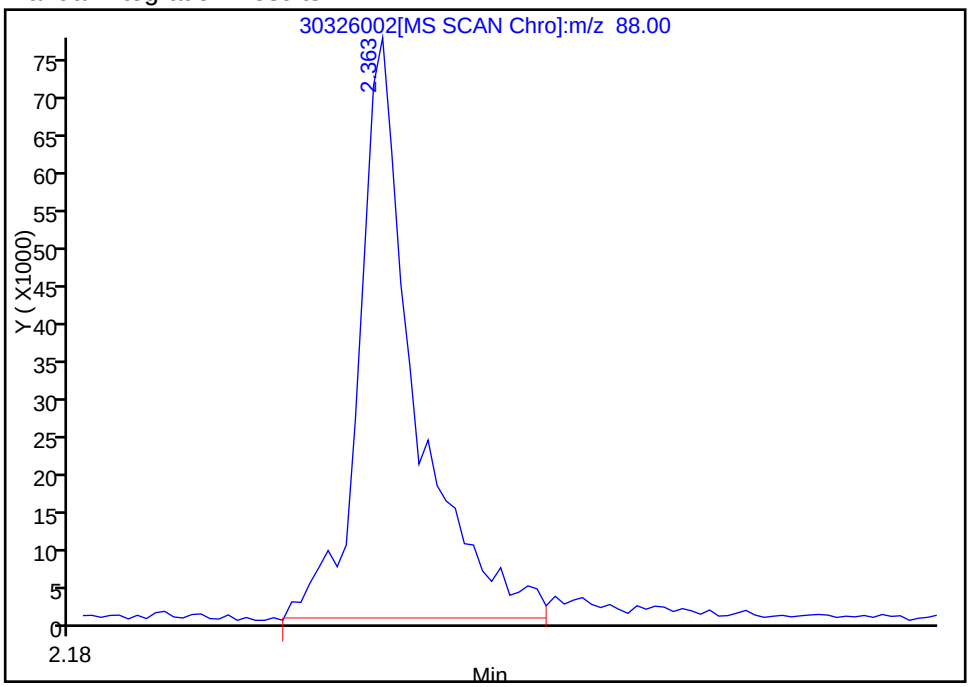

Reviewer: gruberj, 26-Mar-2013 10:52:58
Audit Action: Manually Integrated
Audit Reason: Poor Chromatography

Report Date: 27-Mar-2013 12:57:06 Chrom Revision: 2.0 01-Feb-2013 10:03:10

TestAmerica Canton
Target Compound Quantitation Report

Data File:	\\Ncchrom\ChromData\A4HP7\20130326-18258.b\30326003.D		
Lims ID:	std4 tcl	Client ID:	
Inject. Date:	26-Mar-2013 10:18:30	Dil. Factor:	1.0000
Sample Type:	IC	Calib Level:	4
Sample ID:	240-0018258-003		
Misc. Info.:	STD4 TCL		
Operator:	001710	Instrument ID:	A4HP7
Injection Vol:	1.0 ul	ALS Bottle#:	3
Lims Batch ID:	79445	Lims Sample ID:	3
Sublist:	chrom-8270_hp7*sub15		
Detector:	MS SCAN		

Method:	\\Ncchrom\ChromData\A4HP7\20130326-18258.b\8270_hp7.m		
Last Update:	27-Mar-2013 12:57:05	Calib Date:	26-Mar-2013 17:03:30
Quant Method:	Internal Standard	Quant By:	Initial Calibration
Last ICal File:	\\Ncchrom\ChromData\A4HP7\20130326-18258.b\30326020.D		
Limit Group:	MSS 8270 DOD ICAL		
Integrator:	RTE	ID Type:	Deconvolution ID
Column Type:	5% phenyl	Column Dia:	0.18 mm
Process Host:	XAWRK014		

First Level Reviewer: gruberj Date: 26-Mar-2013 10:54:02

Compound	Sig	RT	ADJ RT	DLT RT	Q	Response	On-Col Amt ng/ul	Flags
* 1 1,4-Dichlorobenzene-d4	152	5.915	5.915	0.0	97	228197	4.00	
* 2 Naphthalene-d8	136	7.049	7.049	0.0	99	910352	4.00	
* 3 Acenaphthene-d10	164	8.557	8.557	0.0	93	527902	4.00	
* 4 Phenanthrene-d10	188	9.825	9.825	0.0	98	841807	4.00	
* 5 Chrysene-d12	240	12.408	12.408	0.0	97	951119	4.00	
* 6 Perylene-d12	264	14.505	14.505	0.0	97	765241	4.00	
$ 7 2-Fluorophenol	112	4.631	4.631	0.0	90	194803	2.15	
$ 8 Phenol-d5	99	5.546	5.546	0.0	94	255567	2.13	
$ 9 Nitrobenzene-d5	82	6.407	6.407	0.0	89	170163	2.10	
$ 10 2-Fluorobiphenyl (Surr)	172	7.963	7.969	-0.006	99	345738	2.10	
$ 11 2,4,6-Tribromophenol	330	9.226	9.226	0.0	88	48551	2.06	
$ 12 Terphenyl-d14	244	11.199	11.199	0.0	97	328823	2.08	
24 1,4-Dioxane	88	2.358	2.363	-0.005	87	77161	2.01	M
25 N-Nitrosodimethylamine	74	2.818	2.823	-0.005	92	88758	1.87	
26 Pyridine	79	2.872	2.877	-0.005	97	181927	2.02	
27 Ethyl methacrylate	69	3.562	3.567	-0.005	87	121581	2.04	
28 3-Chloropropionitrile	54	3.952	3.957	-0.005	87	95983	2.27	
32 Malononitrile	66	4.310	4.310	0.0	95	178303	2.21	
40 Benzaldehyde	77	5.514	5.514	0.0	95	140327	2.31	
41 Phenol	94	5.562	5.562	0.0	98	269737	2.13	
43 Aniline	93	5.605	5.610	-0.005	97	308335	2.15	
44 Bis(2-chloroethyl)ether	93	5.664	5.664	0.0	98	176434	2.18	
46 2-Chlorophenol	128	5.717	5.717	0.0	95	214405	2.19	
47 1,3-Dichlorobenzene	146	5.861	5.867	-0.006	96	182081	2.13	
48 1,4-Dichlorobenzene	146	5.931	5.931	0.0	92	226202	2.14	
49 Benzyl alcohol	108	6.027	6.027	0.0	90	133277	2.17	
50 1,2-Dichlorobenzene	146	6.070	6.070	0.0	94	174496	2.15	
51 2-Methylphenol	108	6.118	6.118	0.0	96	194676	2.15	
52 2,2'-oxybis[1-chloropropane]	45	6.150	6.150	0.0	92	188170	2.22	

Compound	Sig	RT	ADJ RT	DLT RT	Q	Response	On-Col Amt ng/ul	Flags
191 3 & 4 Methylphenol	108	6.252	6.252	0.0	96	211669	2.23	
56 N-Nitrosodi-n-propylamine	70	6.263	6.268	-0.005	82	113569	2.20	
57 Acetophenone	105	6.268	6.273	-0.005	94	231481	2.15	
60 Hexachloroethane	117	6.375	6.375	0.0	91	66905	2.08	
61 Nitrobenzene	77	6.423	6.423	0.0	85	177885	2.09	
63 Isophorone	82	6.632	6.632	0.0	99	289474	2.07	
65 2-Nitrophenol	139	6.707	6.707	-0.001	96	85528	1.95	
66 1,3,5-Trichlorobenzene	180	6.717	6.717	0.0	95	156259	2.21	
64 2,4-Dimethylphenol	107	6.723	6.723	0.0	85	215812	2.19	
69 Benzoic acid	122	6.755	6.765	-0.010	83	93469	4.07	
68 Bis(2-chloroethoxy)methane	93	6.813	6.814	-0.001	96	209910	2.17	
71 2,4-Dichlorophenol	162	6.910	6.910	0.0	94	163752	2.12	
72 1,2,4-Trichlorobenzene	180	6.990	6.990	0.0	93	148648	2.07	
73 Naphthalene	128	7.065	7.065	0.0	91	469037	2.10	
74 4-Chloroaniline	127	7.097	7.097	0.0	85	213873	2.07	
77 Hexachlorobutadiene	225	7.166	7.167	-0.001	93	79508	2.09	
78 1,2,3-Trichlorobenzene	180	7.188	7.188	0.0	89	139463	0	
83 Caprolactam	113	7.375	7.380	-0.005	82	39905	2.08	
84 4-Chloro-3-methylphenol	107	7.493	7.498	-0.005	94	170804	2.09	
85 2-Methylnaphthalene	142	7.659	7.659	0.0	92	301470	2.15	
86 1-Methylnaphthalene	142	7.749	7.750	-0.001	91	292773	2.15	
88 Hexachlorocyclopentadiene	237	7.792	7.792	0.0	87	66896	1.95	
87 1,2,3,5-Tetrachlorobenzene	216	7.792	7.792	0.0	95	144535	2.15	
90 2,4,6-Trichlorophenol	196	7.894	7.889	0.005	91	112954	2.13	
91 2,4,5-Trichlorophenol	196	7.921	7.921	0.0	92	125615	2.15	
94 2,4-Toluene diamine	121	8.033	8.033	0.0	94	77759	2.82	
96 1,2,3,4 -Tetrachlorobenzene	216	8.049	8.049	0.0	92	142705	0	
95 1,1'-Biphenyl	154	8.054	8.054	0.0	90	360635	2.16	
98 2-Chloronaphthalene	162	8.081	8.081	0.0	95	311456	2.15	
100 2-Nitroaniline	65	8.151	8.151	0.0	75	83232	1.99	
103 Dimethyl phthalate	163	8.295	8.295	0.0	98	317373	2.15	
105 2,6-Dinitrotoluene	165	8.354	8.354	0.0	92	54230	1.83	
106 1,2-Dinitrobenzene	168	8.402	8.402	0.0	86	29949	1.96	
107 Acenaphthylene	152	8.439	8.440	-0.001	90	439256	2.14	
108 3-Nitroaniline	138	8.498	8.498	0.0	92	79408	2.03	
110 Acenaphthene	153	8.584	8.584	0.0	93	277426	2.16	
109 2,4-Dinitrophenol	184	8.589	8.589	0.0	64	31802	4.57	
111 4-Nitrophenol	109	8.616	8.611	0.005	86	48766	2.01	
112 2,4-Dinitrotoluene	165	8.696	8.696	0.0	83	80286	1.98	
114 Dibenzofuran	168	8.728	8.728	0.0	94	416696	2.13	
115 2,3,5,6-Tetrachlorophenol	232	8.787	8.787	0.0	92	88788	2.01	
119 Diethyl phthalate	149	8.894	8.894	0.0	98	299274	2.12	
121 4-Chlorophenyl phenyl ether	204	9.012	9.012	0.0	93	162909	2.14	
123 4-Nitroaniline	138	9.017	9.017	0.0	81	75359	1.97	
124 Fluorene	166	9.022	9.023	-0.001	85	337549	2.16	
126 4,6-Dinitro-2-methylphenol	198	9.044	9.044	0.0	74	34328	2.39	
130 N-Nitrosodiphenylamine	169	9.103	9.108	-0.005	0	263876	2.14	
131 Azobenzene	77	9.145	9.146	-0.001	98	356569	2.14	
129 1,2-Diphenylhydrazine	77	9.145	9.146	-0.001	0	356569	2.14	
137 4-Bromophenyl phenyl ether	248	9.429	9.429	0.0	64	93120	2.14	
139 Hexachlorobenzene	284	9.493	9.493	0.0	88	93169	2.06	
140 Atrazine	200	9.541	9.541	0.0	88	59435	2.19	

Compound	Sig	RT	ADJ RT	DLT RT	Q	Response	On-Col Amt ng/ul	Flags
141 Pentachlorophenol	266	9.648	9.648	0.0	85	105951	3.65	
146 Phenanthrene	178	9.846	9.846	0.0	95	467013	2.07	
147 Anthracene	178	9.889	9.889	0.0	98	452219	2.14	
149 Carbazole	167	10.012	10.012	0.0	86	435677	2.07	
151 Di-n-butyl phthalate	149	10.279	10.279	0.0	100	500324	2.07	
157 Fluoranthene	202	10.862	10.862	0.0	98	491610	2.07	
158 Benzidine	184	10.964	10.964	0.0	98	187472	1.83	
160 Pyrene	202	11.076	11.076	0.0	97	537589	2.11	
166 Butyl benzyl phthalate	149	11.686	11.686	0.0	96	175400	1.96	
170 3,3'-Dimethoxybenzidine	244	12.301	12.301	0.0	93	59170	2.38	
172 4,4'-Methylene bis(2-chloroanili	231	12.344	12.344	0.0	73	84964	2.02	
173 3,3'-Dichlorobenzidine	252	12.339	12.344	-0.005	70	185338	2.01	
171 Bis(2-ethylhexyl) phthalate	149	12.381	12.381	0.0	96	251255	1.97	
175 Benzo[a]anthracene	228	12.392	12.398	-0.006	97	479938	2.09	
176 Chrysene	228	12.446	12.446	0.0	94	448733	2.08	
178 Di-n-octyl phthalate	149	13.301	13.301	0.0	98	323955	2.07	
180 Benzo[b]fluoranthene	252	13.916	13.917	-0.001	94	466521	2.17	
181 Benzo[k]fluoranthene	252	13.959	13.959	0.0	90	474465	2.07	
182 Benzo[a]pyrene	252	14.414	14.419	-0.005	74	408458	1.86	
186 Indeno[1,2,3-cd]pyrene	276	16.168	16.179	-0.011	97	464115	2.13	
187 Dibenz(a,h)anthracene	278	16.206	16.211	-0.005	73	381276	2.13	
188 Benzo[g,h,i]perylene	276	16.628	16.634	-0.006	91	392176	2.10	
S 189 Methyl Phenols,Total	100				0		2.15	

QC Flag Legend

Review Flags
M - Manually Integrated

Report Date: 27-Mar-2013 12:57:06 Chrom Revision: 2.0 01-Feb-2013 10:03:10

TestAmerica Canton

Data File:	\\Ncchrom\ChromData\A4HP7\20130326-18258.b\30326003.D		
Injection Date:	26-Mar-2013 10:18:30	Limit Group:	MSS 8270 DOD ICAL
Client ID:		Instrument ID:	A4HP7
Lims Batch ID:	79445	Lims Sample ID:	3
Operator ID:	001710	Injection Vol:	1.0 ul
Column Type:	5% phenyl	Column Dia:	0.18 mm

Y Scaling:

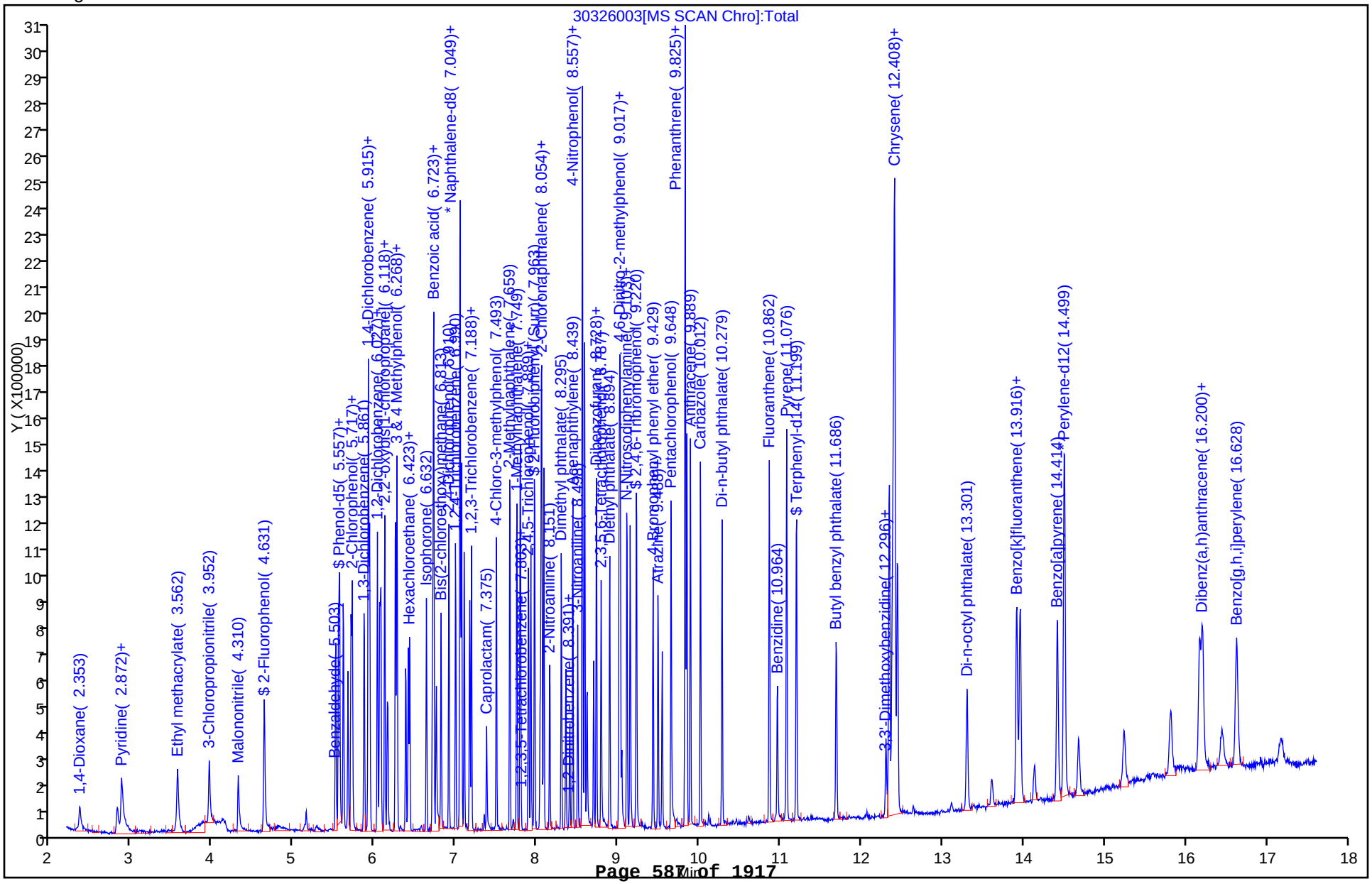

Manual Integration/User Assign Peak Report

TestAmerica Canton

Data File:	\\Ncchrom\ChromData\A4HP7\20130326-18258.b\30326003.D		
Injection Date:	26-Mar-2013 10:18:30	Limit Group:	MSS 8270 DOD ICAL
Client ID:		Instrument ID:	A4HP7
Lims Batch ID:	79445	Lims Sample ID:	3
Operator ID:	001710	Injection Vol:	1.0 ul
Column Type:	5% phenyl	Column Dia:	0.18 mm

24 1,4-Dioxane, Signal: 1, m/z: 88.0 Type: quant, RT: 2.36

Processing Integration Results

RT: 2.36
Response: 73618
Amount: 2.024016

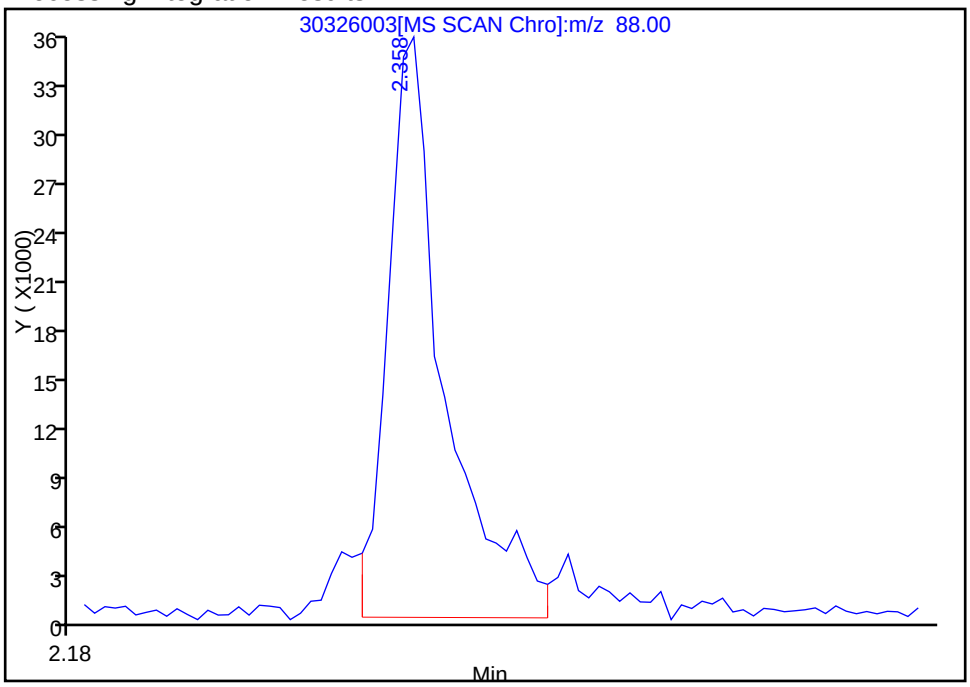

Manual Integration Results

RT: 2.36
Response: 77161
Amount: 2.012542

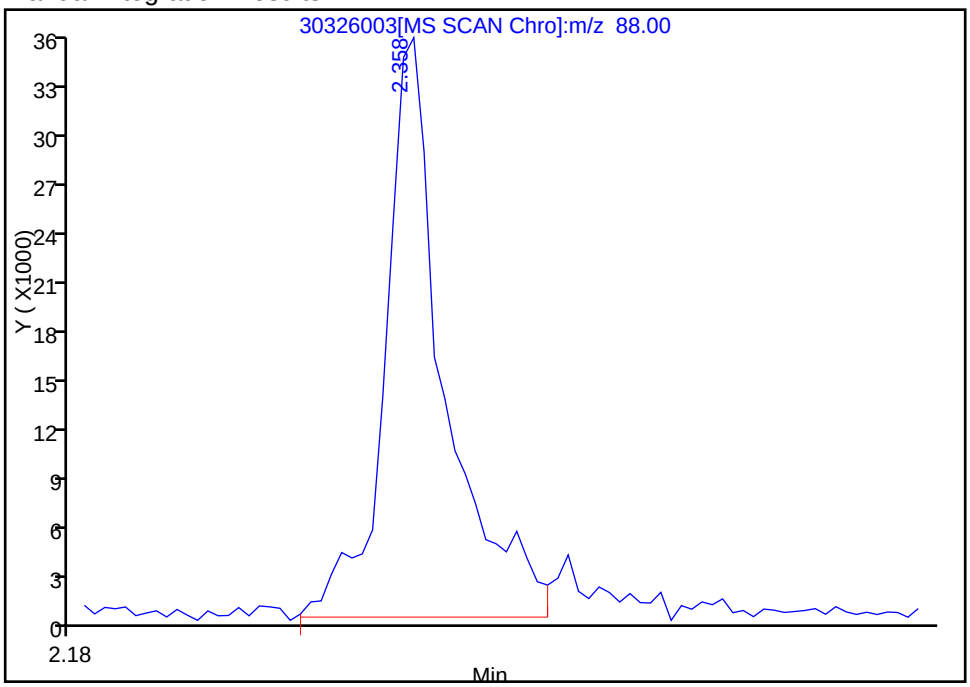

Reviewer: gruberj, 26-Mar-2013 10:54:02
Audit Action: Manually Integrated
Audit Reason: Poor Chromatography

Report Date: 27-Mar-2013 12:57:07 Chrom Revision: 2.0 01-Feb-2013 10:03:10

TestAmerica Canton
Target Compound Quantitation Report

Data File:	\\Ncchrom\ChromData\A4HP7\20130326-18258.b\30326004.D		
Lims ID:	std3 tcl	Client ID:	
Inject. Date:	26-Mar-2013 10:42:30	Dil. Factor:	1.0000
Sample Type:	IC	Calib Level:	3
Sample ID:	240-0018258-004		
Misc. Info.:	STD3 TCL		
Operator:	001710	Instrument ID:	A4HP7
Injection Vol:	1.0 ul	ALS Bottle#:	4
Lims Batch ID:	79445	Lims Sample ID:	4
Sublist:	chrom-8270_hp7*sub15		
Detector:	MS SCAN		

Method:	\\Ncchrom\ChromData\A4HP7\20130326-18258.b\8270_hp7.m		
Last Update:	27-Mar-2013 12:57:07	Calib Date:	26-Mar-2013 17:03:30
Quant Method:	Internal Standard	Quant By:	Initial Calibration
Last ICal File:	\\Ncchrom\ChromData\A4HP7\20130326-18258.b\30326020.D		
Limit Group:	MSS 8270 DOD ICAL		
Integrator:	RTE	ID Type:	Deconvolution ID
Column Type:	5% phenyl	Column Dia:	0.18 mm
Process Host:	XAWRK014		

First Level Reviewer: gruberj Date: 27-Mar-2013 12:56:13

Compound	Sig	RT	ADJ RT	DLT RT	Q	Response	On-Col Amt ng/ul	Flags
* 1 1,4-Dichlorobenzene-d4	152	5.915	5.915	0.0	96	232877	4.00	
* 2 Naphthalene-d8	136	7.043	7.049	-0.006	99	921952	4.00	
* 3 Acenaphthene-d10	164	8.557	8.557	0.0	92	533644	4.00	
* 4 Phenanthrene-d10	188	9.825	9.825	0.0	98	832691	4.00	
* 5 Chrysene-d12	240	12.408	12.408	0.0	97	930867	4.00	
* 6 Perylene-d12	264	14.499	14.505	-0.006	97	755801	4.00	
$ 7 2-Fluorophenol	112	4.631	4.631	0.0	88	85886	0.9291	
$ 8 Phenol-d5	99	5.546	5.546	0.0	94	117808	0.9631	
$ 9 Nitrobenzene-d5	82	6.407	6.407	0.0	87	74698	0.9087	
$ 10 2-Fluorobiphenyl (Surr)	172	7.963	7.969	-0.006	99	166030	1.00	
$ 11 2,4,6-Tribromophenol	330	9.226	9.226	0.0	86	18218	0.9690	
$ 12 Terphenyl-d14	244	11.199	11.199	0.0	98	151757	0.9802	
24 1,4-Dioxane	88	2.353	2.363	-0.010	89	36827	0.9412	M
25 N-Nitrosodimethylamine	74	2.818	2.823	-0.005	92	45391	0.9374	
26 Pyridine	79	2.882	2.877	0.005	92	74575	0.8118	
27 Ethyl methacrylate	69	3.561	3.567	-0.006	85	57169	0.9410	
28 3-Chloropropionitrile	54	3.952	3.957	-0.005	85	37773	0.8735	
32 Malononitrile	66	4.310	4.310	0.0	94	69504	0.8440	
40 Benzaldehyde	77	5.508	5.514	-0.006	96	63879	1.03	
41 Phenol	94	5.562	5.562	0.0	97	125239	0.9702	
43 Aniline	93	5.605	5.610	-0.006	98	139172	0.9503	
44 Bis(2-chloroethyl)ether	93	5.663	5.664	-0.001	95	84164	1.02	
46 2-Chlorophenol	128	5.717	5.717	0.0	94	98562	0.9845	
47 1,3-Dichlorobenzene	146	5.861	5.867	-0.006	93	83901	0.9637	
48 1,4-Dichlorobenzene	146	5.931	5.931	0.0	80	110176	1.02	
49 Benzyl alcohol	108	6.027	6.027	0.0	92	56392	0.9016	
50 1,2-Dichlorobenzene	146	6.070	6.070	0.0	92	80310	0.9680	
51 2-Methylphenol	108	6.118	6.118	0.0	94	92640	1.00	
52 2,2'-oxybis[1-chloropropane]	45	6.150	6.150	0.0	89	86681	1.00	

Compound	Sig	RT	ADJ RT	DLT RT	Q	Response	On-Col Amt ng/ul	Flags
191 3 & 4 Methylphenol	108	6.246	6.252	-0.006	96	92168	0.9530	
56 N-Nitrosodi-n-propylamine	70	6.262	6.268	-0.006	77	51095	0.9683	
57 Acetophenone	105	6.268	6.273	-0.005	94	106715	0.9701	
60 Hexachloroethane	117	6.375	6.375	0.0	86	30360	0.9249	
61 Nitrobenzene	77	6.423	6.423	0.0	89	77754	0.9008	
63 Isophorone	82	6.631	6.632	-0.001	99	126917	0.8969	
65 2-Nitrophenol	139	6.706	6.707	-0.001	94	33937	0.9633	
66 1,3,5-Trichlorobenzene	180	6.717	6.717	0.0	95	70332	0.9808	
64 2,4-Dimethylphenol	107	6.722	6.723	-0.001	93	98916	0.99	
69 Benzoic acid	122	6.749	6.765	-0.016	80	20122	2.49	
68 Bis(2-chloroethoxy)methane	93	6.813	6.814	-0.001	96	97678	1.00	
71 2,4-Dichlorophenol	162	6.910	6.910	0.0	94	74862	0.9579	
72 1,2,4-Trichlorobenzene	180	6.990	6.990	0.0	89	74414	1.02	
73 Naphthalene	128	7.065	7.065	0.0	97	217009	0.9616	
74 4-Chloroaniline	127	7.097	7.097	0.0	84	97600	0.9306	
77 Hexachlorobutadiene	225	7.166	7.167	-0.001	90	38679	1.00	
78 1,2,3-Trichlorobenzene	180	7.188	7.188	0.0	86	66243	0	
83 Caprolactam	113	7.375	7.380	-0.005	80	14688	0.7542	
84 4-Chloro-3-methylphenol	107	7.493	7.498	-0.005	92	77246	0.9326	
85 2-Methylnaphthalene	142	7.658	7.659	-0.001	90	139527	0.9845	
86 1-Methylnaphthalene	142	7.744	7.750	-0.006	91	132614	0.9604	
88 Hexachlorocyclopentadiene	237	7.792	7.792	0.0	84	27176	0.9661	
87 1,2,3,5-Tetrachlorobenzene	216	7.787	7.792	-0.005	95	69397	1.02	
90 2,4,6-Trichlorophenol	196	7.888	7.889	-0.001	90	46661	0.8706	
91 2,4,5-Trichlorophenol	196	7.920	7.921	-0.001	94	53888	0.9104	
94 2,4-Toluene diamine	121	8.033	8.033	0.0	95	43715	1.26	
96 1,2,3,4 -Tetrachlorobenzene	216	8.043	8.049	-0.006	93	67041	0	
95 1,1'-Biphenyl	154	8.054	8.054	0.0	95	166539	0.9863	
98 2-Chloronaphthalene	162	8.081	8.081	0.0	96	144431	0.9852	
100 2-Nitroaniline	65	8.150	8.151	-0.001	73	32660	0.9668	
103 Dimethyl phthalate	163	8.295	8.295	0.0	97	142683	0.9553	
105 2,6-Dinitrotoluene	165	8.354	8.354	0.0	93	24119	1.00	
106 1,2-Dinitrobenzene	168	8.402	8.402	0.0	85	12340	1.00	
107 Acenaphthylene	152	8.439	8.440	-0.001	93	192722	0.9305	
108 3-Nitroaniline	138	8.498	8.498	0.0	92	31106	0.9870	
110 Acenaphthene	153	8.584	8.584	0.0	94	128675	0.9895	
109 2,4-Dinitrophenol	184		8.589					
111 4-Nitrophenol	109	8.616	8.611	0.005	85	19475	1.11	
112 2,4-Dinitrotoluene	165	8.696	8.696	0.0	86	29834	0.9654	
114 Dibenzofuran	168	8.728	8.728	0.0	88	194227	0.9832	
115 2,3,5,6-Tetrachlorophenol	232	8.787	8.787	0.0	87	37463	1.03	
119 Diethyl phthalate	149	8.894	8.894	0.0	96	136196	0.9539	
121 4-Chlorophenyl phenyl ether	204	9.012	9.012	0.0	91	76940	1.00	
123 4-Nitroaniline	138	9.017	9.017	0.0	78	27436	0.9148	
124 Fluorene	166	9.022	9.023	-0.001	86	156219	0.9892	
126 4,6-Dinitro-2-methylphenol	198	9.044	9.044	0.0	52	9817	1.72	
130 N-Nitrosodiphenylamine	169	9.103	9.108	-0.005	0	113712	0.9314	
131 Azobenzene	77	9.145	9.146	-0.001	98	152850	0.9280	
129 1,2-Diphenylhydrazine	77	9.145	9.146	-0.001	0	152850	0.9280	
137 4-Bromophenyl phenyl ether	248	9.429	9.429	0.0	62	41720	0.9680	
139 Hexachlorobenzene	284	9.493	9.493	0.0	88	42695	0.9535	
140 Atrazine	200	9.541	9.541	0.0	89	25026	0.9343	

Compound	Sig	RT	ADJ RT	DLT RT	Q	Response	On-Col Amt ng/ul	Flags
141 Pentachlorophenol	266	9.648	9.648	0.0	81	43647	1.99	
146 Phenanthrene	178	9.846	9.846	0.0	91	226309	1.02	
147 Anthracene	178	9.889	9.889	0.0	98	196477	0.9400	
149 Carbazole	167	10.012	10.012	0.0	81	199426	0.9573	
151 Di-n-butyl phthalate	149	10.279	10.279	0.0	100	218142	0.9145	
157 Fluoranthene	202	10.862	10.862	0.0	98	220359	0.9361	
158 Benzidine	184	10.964	10.964	0.0	96	66007	0.9606	
160 Pyrene	202	11.076	11.076	0.0	95	238740	0.9585	
166 Butyl benzyl phthalate	149	11.686	11.686	0.0	95	64414	0.9568	
170 3,3'-Dimethoxybenzidine	244	12.301	12.301	0.0	85	19842	1.83	
172 4,4'-Methylene bis(2-chloroanili	231	12.344	12.344	0.0	68	30094	0.9396	
173 3,3'-Dichlorobenzidine	252	12.338	12.344	-0.006	69	72252	0.9793	
171 Bis(2-ethylhexyl) phthalate	149	12.381	12.381	0.0	88	91978	0.9560	
175 Benzo[a]anthracene	228	12.392	12.398	-0.006	98	209380	0.9332	
176 Chrysene	228	12.445	12.446	-0.001	91	207916	0.9862	
178 Di-n-octyl phthalate	149	13.301	13.301	0.0	98	102348	0.9669	
180 Benzo[b]fluoranthene	252	13.916	13.917	-0.001	94	188361	0.8856	
181 Benzo[k]fluoranthene	252	13.954	13.959	-0.005	94	217006	0.9575	
182 Benzo[a]pyrene	252	14.414	14.419	-0.005	75	169031	0.8441	
186 Indeno[1,2,3-cd]pyrene	276	16.179	16.179	0.0	97	189677	0.8829	
187 Dibenz(a,h)anthracene	278	16.211	16.211	0.0	74	155208	0.8779	
188 Benzo[g,h,i]perylene	276	16.623	16.634	-0.011	89	172894	0.9370	
S 189 Methyl Phenols,Total	100				0		1.00	

QC Flag Legend

Review Flags
M - Manually Integrated

Report Date: 27-Mar-2013 12:57:07 Chrom Revision: 2.0 01-Feb-2013 10:03:10

TestAmerica Canton

Data File:	\\Ncchrom\ChromData\A4HP7\20130326-18258.b\30326004.D		
Injection Date:	26-Mar-2013 10:42:30	Limit Group:	MSS 8270 DOD ICAL
Client ID:		Instrument ID:	A4HP7
Lims Batch ID:	79445	Lims Sample ID:	4
Operator ID:	001710	Injection Vol:	1.0 ul
Column Type:	5% phenyl	Column Dia:	0.18 mm

Y Scaling:

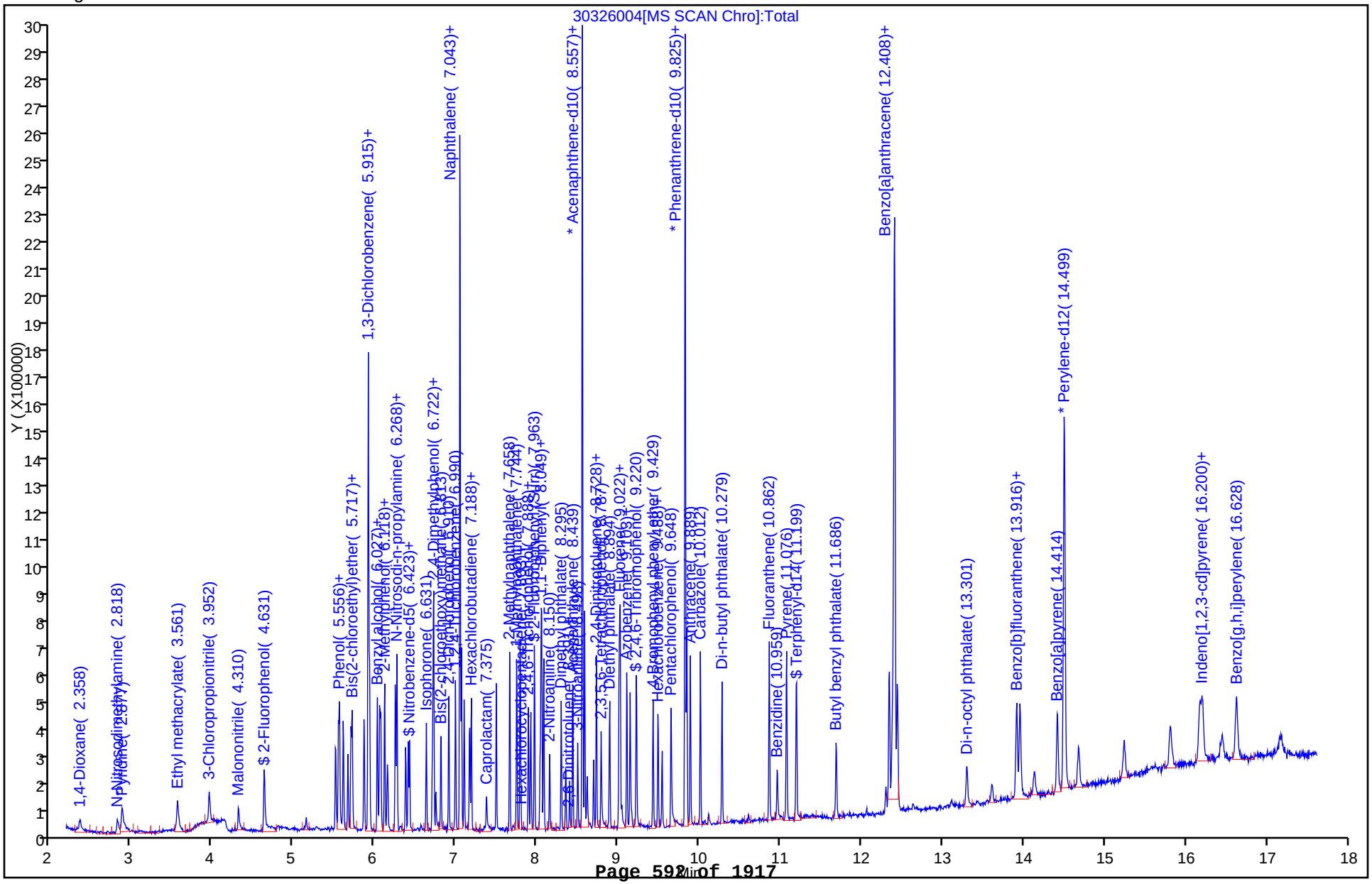

Manual Integration/User Assign Peak Report

TestAmerica Canton

Data File:	\\Ncchrom\ChromData\A4HP7\20130326-18258.b\30326004.D		
Injection Date:	26-Mar-2013 10:42:30	Limit Group:	MSS 8270 DOD ICAL
Client ID:		Instrument ID:	A4HP7
Lims Batch ID:	79445	Lims Sample ID:	4
Operator ID:	001710	Injection Vol:	1.0 ul
Column Type:	5% phenyl	Column Dia:	0.18 mm

24 1,4-Dioxane, Signal: 1, m/z: 88.0 Type: quant, RT: 2.36

Processing Integration Results

RT: 2.35
Response: 35454
Amount: 0.953935

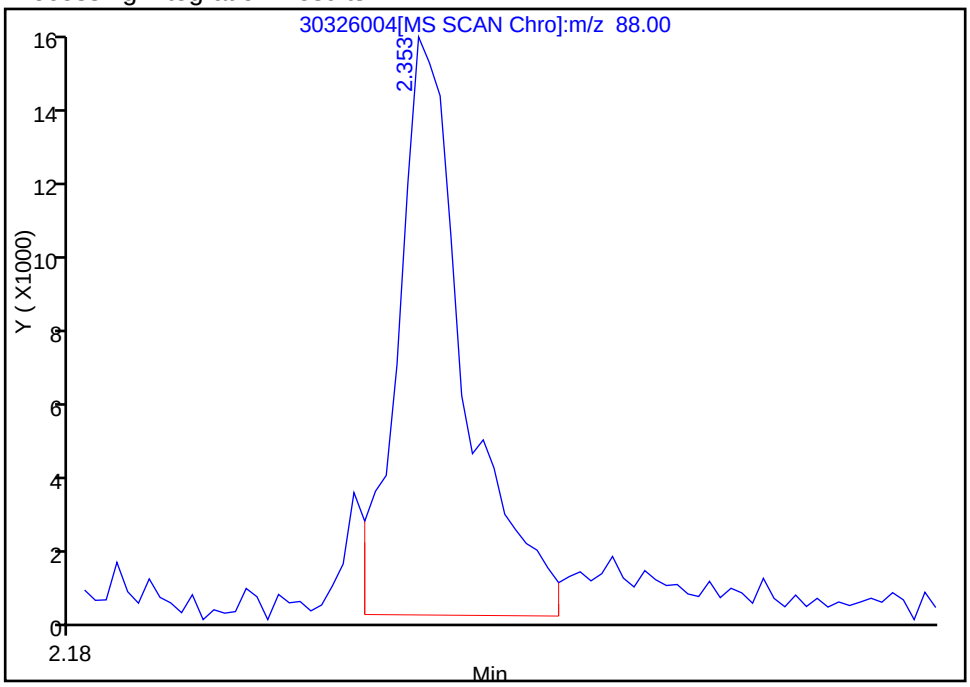

Manual Integration Results

RT: 2.35
Response: 36827
Amount: 0.941232

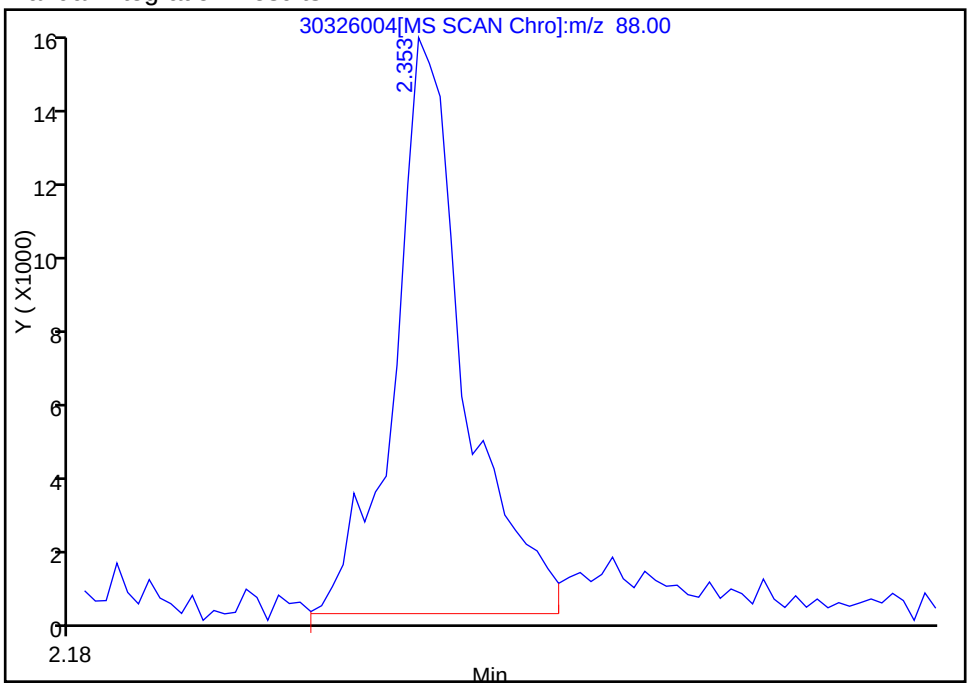

Reviewer: gruberj, 26-Mar-2013 11:11:13
Audit Action: Manually Integrated
Audit Reason: Poor Chromatography

Report Date: 27-Mar-2013 12:57:48 Chrom Revision: 2.0 01-Feb-2013 10:03:10

TestAmerica Canton
Target Compound Quantitation Report

Data File:	\\Ncchrom\ChromData\A4HP7\20130326-18258.b\30326005.D		
Lims ID:	std2 tcl	Client ID:	
Inject. Date:	26-Mar-2013 11:06:30	Dil. Factor:	1.0000
Sample Type:	IC	Calib Level:	2
Sample ID:	240-0018258-005		
Misc. Info.:	STD2 TCL		
Operator:	001710	Instrument ID:	A4HP7
Injection Vol:	1.0 ul	ALS Bottle#:	5
Lims Batch ID:	79445	Lims Sample ID:	5
Sublist:	chrom-8270_hp7*sub15		
Detector:	MS SCAN		

Method:	\\Ncchrom\ChromData\A4HP7\20130326-18258.b\8270_hp7.m		
Last Update:	27-Mar-2013 12:57:47	Calib Date:	26-Mar-2013 17:03:30
Quant Method:	Internal Standard	Quant By:	Initial Calibration
Last ICal File:	\\Ncchrom\ChromData\A4HP7\20130326-18258.b\30326020.D		
Limit Group:	MSS 8270 DOD ICAL		
Integrator:	RTE	ID Type:	Deconvolution ID
Column Type:	5% phenyl	Column Dia:	0.18 mm
Process Host:	XAWRK014		

First Level Reviewer: gruberj Date: 26-Mar-2013 11:29:15

Compound	Sig	RT	ADJ RT	DLT RT	Q	Response	On-Col Amt ng/ul	Flags
* 1 1,4-Dichlorobenzene-d4	152	5.915	5.915	0.0	97	245497	4.00	
* 2 Naphthalene-d8	136	7.043	7.043	0.0	100	955541	4.00	
* 3 Acenaphthene-d10	164	8.557	8.557	0.0	91	560495	4.00	
* 4 Phenanthrene-d10	188	9.825	9.825	0.0	98	888300	4.00	
* 5 Chrysene-d12	240	12.408	12.403	0.005	98	963467	4.00	
* 6 Perylene-d12	264	14.499	14.494	0.005	97	773556	4.00	
$ 7 2-Fluorophenol	112	4.631	4.631	0.0	86	43211	0.4434	
$ 8 Phenol-d5	99	5.546	5.546	0.0	92	54982	0.4264	
$ 9 Nitrobenzene-d5	82	6.407	6.407	0.0	87	34065	0.3999	
$ 10 2-Fluorobiphenyl (Surr)	172	7.963	7.963	0.0	98	83345	0.4758	
$ 11 2,4,6-Tribromophenol	330	9.226	9.226	0.0	74	6925	0.5572	
$ 12 Terphenyl-d14	244	11.194	11.194	0.0	96	71844	0.4484	
24 1,4-Dioxane	88	2.363	2.353	0.010	86	23407	0.5675	M
25 N-Nitrosodimethylamine	74	2.829	2.813	0.016	84	21784	0.4267	
26 Pyridine	79	2.882	2.866	0.016	96	41224	0.4257	M
27 Ethyl methacrylate	69	3.561	3.561	0.0	79	27715	0.4327	M
28 3-Chloropropionitrile	54	3.957	3.952	0.005	76	17407	0.3819	
32 Malononitrile	66	4.316	4.310	0.006	96	31499	0.3628	
40 Benzaldehyde	77	5.514	5.508	0.006	91	33038	0.5048	
41 Phenol	94	5.562	5.562	0.0	95	59043	0.4339	
43 Aniline	93	5.605	5.605	0.0	97	68584	0.4442	
44 Bis(2-chloroethyl)ether	93	5.663	5.663	0.0	94	37974	0.4358	
46 2-Chlorophenol	128	5.717	5.717	0.0	92	45248	0.4287	
47 1,3-Dichlorobenzene	146	5.861	5.861	0.0	94	43722	0.4764	
48 1,4-Dichlorobenzene	146	5.931	5.931	0.0	81	52455	0.4607	
49 Benzyl alcohol	108	6.027	6.027	0.0	87	25565	0.3877	
50 1,2-Dichlorobenzene	146	6.070	6.070	0.0	91	42135	0.4818	
51 2-Methylphenol	108	6.118	6.118	0.0	94	39906	0.4096	
52 2,2'-oxybis[1-chloropropane]	45	6.150	6.150	0.0	87	41645	0.4561	

Compound	Sig	RT	ADJ RT	DLT RT	Q	Response	On-Col Amt ng/ul	Flags
191 3 & 4 Methylphenol	108	6.246	6.252	-0.006	96	42843	0.4202	
56 N-Nitrosodi-n-propylamine	70	6.263	6.268	-0.005	83	23786	0.4276	
57 Acetophenone	105	6.268	6.268	0.0	91	53153	0.4583	
60 Hexachloroethane	117	6.375	6.375	0.0	88	15481	0.4474	
61 Nitrobenzene	77	6.423	6.423	0.0	87	38599	0.4315	
63 Isophorone	82	6.632	6.632	0.0	98	61335	0.4182	
65 2-Nitrophenol	139	6.706	6.706	0.0	92	15126	0.5998	
66 1,3,5-Trichlorobenzene	180	6.717	6.717	0.0	93	35120	0.4726	
64 2,4-Dimethylphenol	107	6.723	6.722	0.001	91	44870	0.4347	
69 Benzoic acid	122		6.792					
68 Bis(2-chloroethoxy)methane	93	6.813	6.813	0.0	89	44165	0.4356	
71 2,4-Dichlorophenol	162	6.910	6.910	0.0	93	32019	0.3953	
72 1,2,4-Trichlorobenzene	180	6.990	6.990	0.0	89	35095	0.4661	
73 Naphthalene	128	7.065	7.065	0.0	96	111184	0.4753	
74 4-Chloroaniline	127	7.097	7.097	0.0	85	47629	0.4382	
77 Hexachlorobutadiene	225	7.166	7.166	0.0	84	19107	0.4787	
78 1,2,3-Trichlorobenzene	180	7.188	7.188	0.0	87	33452	0	
83 Caprolactam	113		7.386					
84 4-Chloro-3-methylphenol	107	7.493	7.498	-0.005	90	31924	0.3719	
85 2-Methylnaphthalene	142	7.659	7.658	0.001	90	64788	0.4411	
86 1-Methylnaphthalene	142	7.744	7.744	0.0	94	68917	0.4816	
88 Hexachlorocyclopentadiene	237	7.792	7.792	0.0	71	12669	0.5970	
87 1,2,3,5-Tetrachlorobenzene	216	7.787	7.787	0.0	94	32391	0.4538	
90 2,4,6-Trichlorophenol	196	7.889	7.888	0.001	88	19518	0.3467	
91 2,4,5-Trichlorophenol	196	7.921	7.921	0.0	88	24247	0.3900	
94 2,4-Toluene diamine	121	8.033	8.033	0.0	88	16802	-0.0476	
96 1,2,3,4 -Tetrachlorobenzene	216	8.044	8.044	0.0	91	32706	0	
95 1,1'-Biphenyl	154	8.054	8.054	0.0	94	83349	0.4700	
98 2-Chloronaphthalene	162	8.081	8.081	0.0	92	70187	0.4558	
100 2-Nitroaniline	65	8.151	8.151	0.0	70	14164	0.5842	
103 Dimethyl phthalate	163	8.295	8.295	0.0	98	66037	0.4209	
105 2,6-Dinitrotoluene	165	8.354	8.354	0.0	83	9877	0.6038	
106 1,2-Dinitrobenzene	168	8.402	8.402	0.0	82	5001	0.5906	
107 Acenaphthylene	152	8.434	8.434	0.0	91	91954	0.4227	
108 3-Nitroaniline	138	8.498	8.498	0.0	89	11481	0.5607	
110 Acenaphthene	153	8.584	8.584	0.0	92	65578	0.4801	
109 2,4-Dinitrophenol	184		8.589					9
111 4-Nitrophenol	109		8.611					
112 2,4-Dinitrotoluene	165	8.696	8.696	0.0	85	11336	0.5897	
114 Dibenzofuran	168	8.728	8.728	0.0	86	95137	0.4585	
115 2,3,5,6-Tetrachlorophenol	232	8.787	8.787	0.0	89	11858	0.5366	
119 Diethyl phthalate	149	8.889	8.894	-0.005	95	65513	0.4369	
121 4-Chlorophenyl phenyl ether	204	9.006	9.006	0.0	96	36523	0.4511	
123 4-Nitroaniline	138	9.017	9.017	0.0	71	13349	0.5958	
124 Fluorene	166	9.022	9.022	0.0	91	74781	0.4508	
126 4,6-Dinitro-2-methylphenol	198		9.044					9
130 N-Nitrosodiphenylamine	169	9.103	9.103	0.0	0	52408	0.4024	
131 Azobenzene	77	9.145	9.145	0.0	98	70776	0.4028	
129 1,2-Diphenylhydrazine	77	9.145	9.145	0.0	0	70699	0.4024	
137 4-Bromophenyl phenyl ether	248	9.429	9.429	0.0	64	19981	0.4346	
139 Hexachlorobenzene	284	9.488	9.488	0.0	76	20144	0.4217	
140 Atrazine	200	9.541	9.541	0.0	76	10909	0.3818	

Compound	Sig	RT	ADJ RT	DLT RT	Q	Response	On-Col Amt ng/ul	Flags
141 Pentachlorophenol	266	9.654	9.648	0.006	78	16182	1.22	
146 Phenanthrene	178	9.846	9.841	0.005	93	112650	0.4740	
147 Anthracene	178	9.889	9.889	0.0	96	91971	0.4125	
149 Carbazole	167	10.012	10.012	0.0	81	96410	0.4338	
151 Di-n-butyl phthalate	149	10.279	10.279	0.0	99	113654	0.4467	
157 Fluoranthene	202	10.862	10.857	0.005	96	105270	0.4192	
158 Benzidine	184	10.959	10.959	0.0	90	23367	0.6394	
160 Pyrene	202	11.071	11.071	0.0	99	111101	0.4309	
166 Butyl benzyl phthalate	149	11.686	11.686	0.0	81	26196	0.5924	
170 3,3'-Dimethoxybenzidine	244		12.296					9
172 4,4'-Methylene bis(2-chloroanili	231	12.339	12.339	0.0	63	12704	0.5754	
173 3,3'-Dichlorobenzidine	252	12.339	12.339	0.0	57	29140	0.5634	
171 Bis(2-ethylhexyl) phthalate	149	12.376	12.376	0.0	85	36483	0.5839	
175 Benzo[a]anthracene	228	12.392	12.392	0.0	91	96994	0.4177	
176 Chrysene	228	12.440	12.440	0.0	83	97913	0.4487	
178 Di-n-octyl phthalate	149		13.296					
180 Benzo[b]fluoranthene	252	13.911	13.911	0.0	92	90721	0.4168	
181 Benzo[k]fluoranthene	252	13.954	13.954	0.0	96	97415	0.4200	
182 Benzo[a]pyrene	252	14.414	14.414	0.0	66	73637	0.4219	
186 Indeno[1,2,3-cd]pyrene	276	16.174	16.168	0.006	88	83988	0.3820	
187 Dibenz(a,h)anthracene	278	16.200	16.200	0.0	73	70122	0.3875	
188 Benzo[g,h,i]perylene	276	16.628	16.623	0.005	91	82707	0.4379	
S 189 Methyl Phenols,Total	100				0		0.4096	

QC Flag Legend

Processing Flags
9 - Failed A Reference Spectral Test

Review Flags
M - Manually Integrated

Report Date: 27-Mar-2013 12:57:48 Chrom Revision: 2.0 01-Feb-2013 10:03:10

TestAmerica Canton

Data File:	\\Ncchrom\ChromData\A4HP7\20130326-18258.b\30326005.D		
Injection Date:	26-Mar-2013 11:06:30	Limit Group:	MSS 8270 DOD ICAL
Client ID:		Instrument ID:	A4HP7
Lims Batch ID:	79445	Lims Sample ID:	5
Operator ID:	001710	Injection Vol:	1.0 ul
Column Type:	5% phenyl	Column Dia:	0.18 mm

Y Scaling:

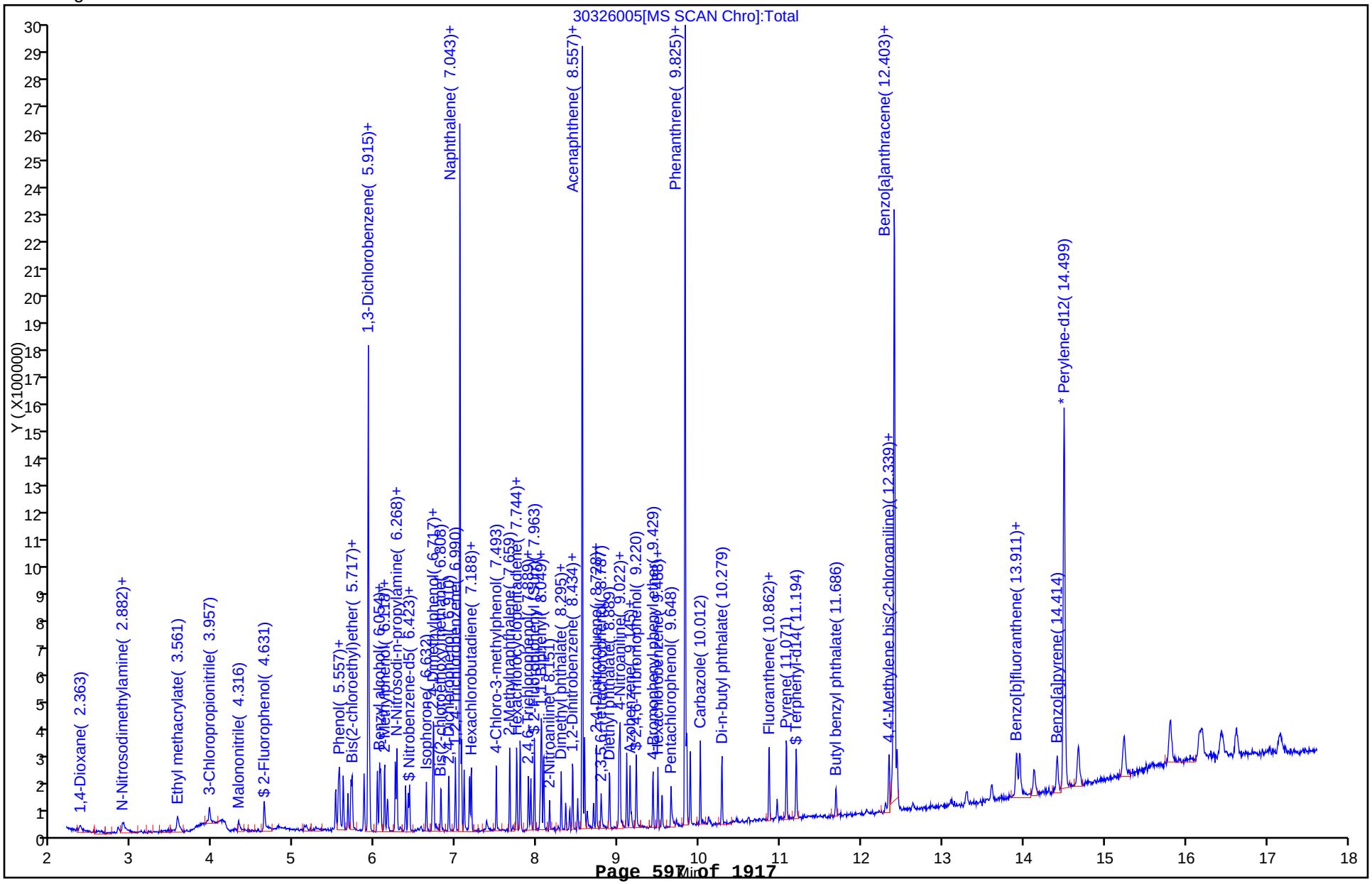

Report Date: 27-Mar-2013 12:57:48 Chrom Revision: 2.0 01-Feb-2013 10:03:10

Manual Integration/User Assign Peak Report

TestAmerica Canton

Data File:	\\Ncchrom\ChromData\A4HP7\20130326-18258.b\30326005.D		
Injection Date:	26-Mar-2013 11:06:30	Limit Group:	MSS 8270 DOD ICAL
Client ID:		Instrument ID:	A4HP7
Lims Batch ID:	79445	Lims Sample ID:	5
Operator ID:	001710	Injection Vol:	1.0 ul
Column Type:	5% phenyl	Column Dia:	0.18 mm

24 1,4-Dioxane, Signal: 1, m/z: 88.0 Type: quant, RT: 2.35

Processing Integration Results

RT: 2.36
Response: 21079
Amount: 0.523228

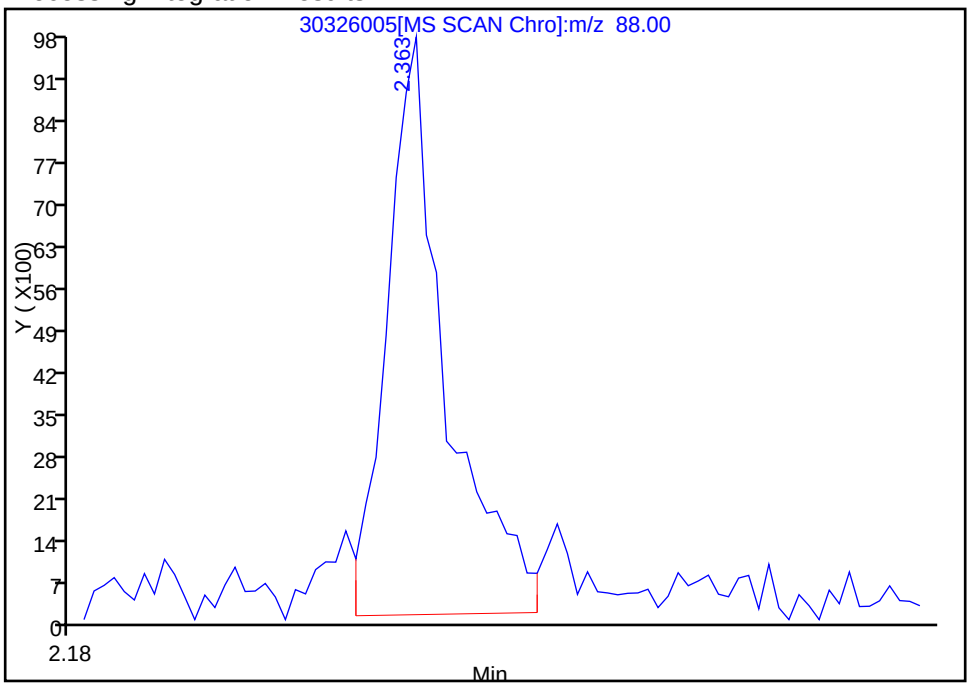

Manual Integration Results

RT: 2.36
Response: 23407
Amount: 0.567488

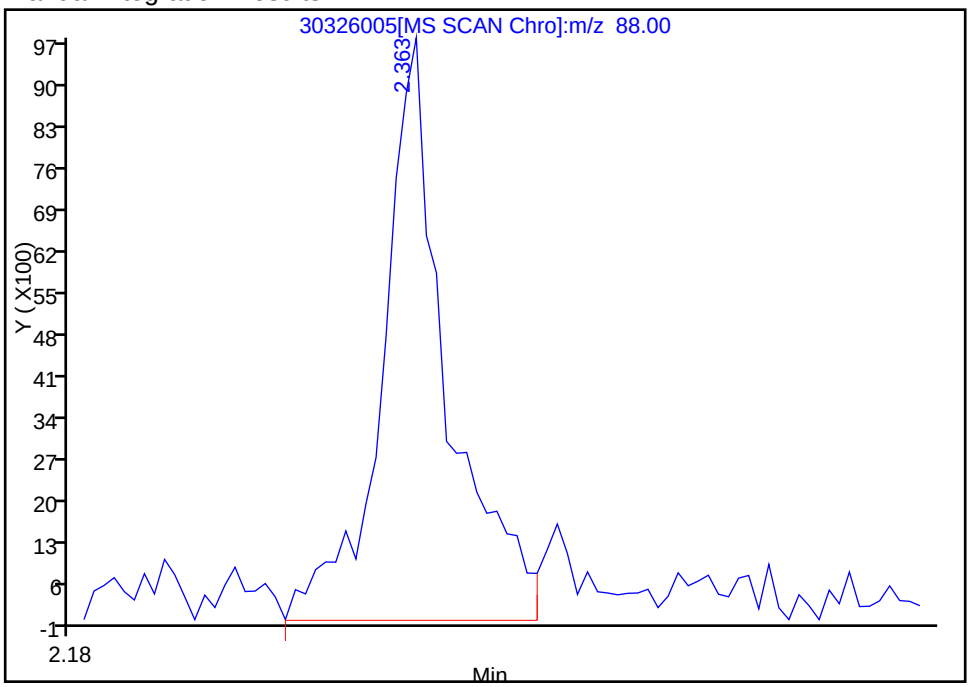

Reviewer: gruberj, 26-Mar-2013 11:29:15
Audit Action: Manually Integrated
Audit Reason: Poor Chromatography

Manual Integration/User Assign Peak Report

TestAmerica Canton

Data File:	\\Ncchrom\ChromData\A4HP7\20130326-18258.b\30326005.D		
Injection Date:	26-Mar-2013 11:06:30	Limit Group:	MSS 8270 DOD ICAL
Client ID:		Instrument ID:	A4HP7
Lims Batch ID:	79445	Lims Sample ID:	5
Operator ID:	001710	Injection Vol:	1.0 ul
Column Type:	5% phenyl	Column Dia:	0.18 mm

26 Pyridine, Signal: 1, m/z: 79.0 Type: quant, RT: 2.87

Processing Integration Results

RT: 2.88
Response: 31268
Amount: 0.373095

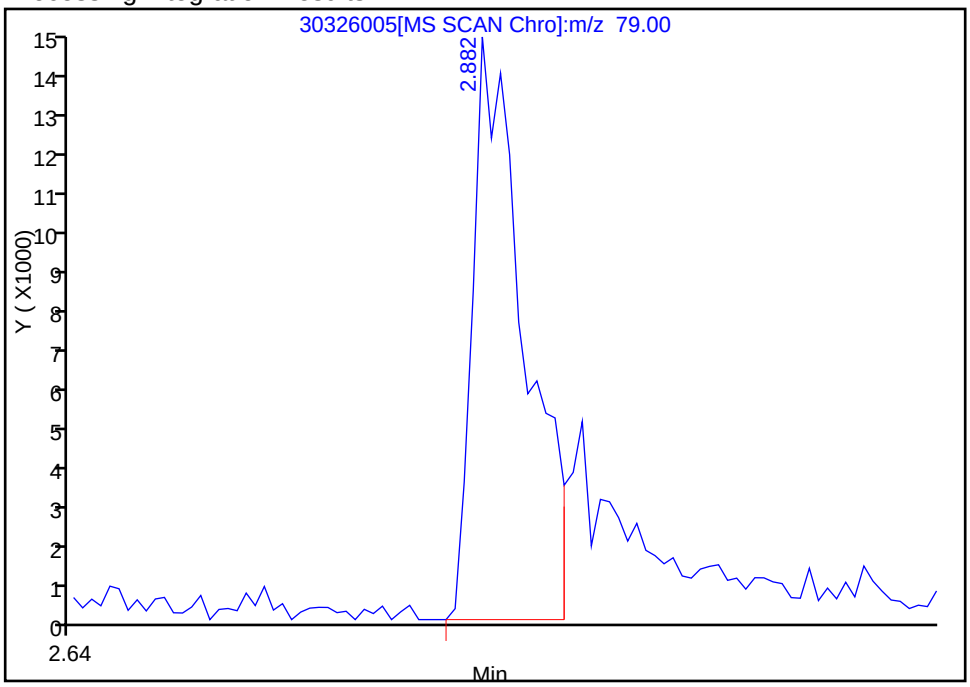

Manual Integration Results

RT: 2.88
Response: 41224
Amount: 0.425661

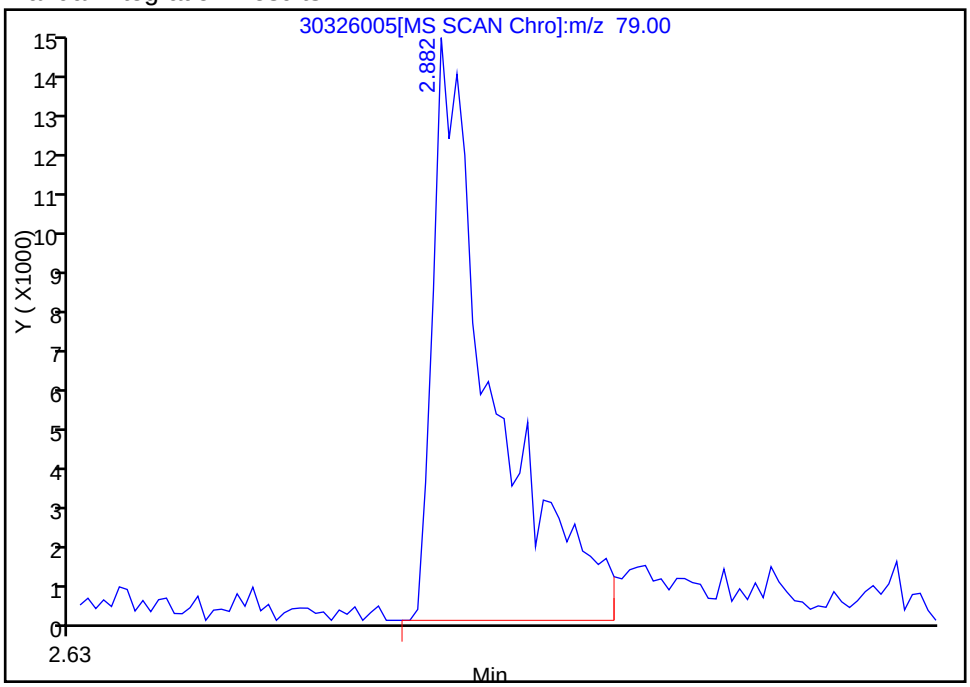

Reviewer: gruberj, 26-Mar-2013 11:29:15
Audit Action: Manually Integrated
Audit Reason: Poor Chromatography

Manual Integration/User Assign Peak Report

TestAmerica Canton

Data File:	\\Ncchrom\ChromData\A4HP7\20130326-18258.b\30326005.D		
Injection Date:	26-Mar-2013 11:06:30	Limit Group:	MSS 8270 DOD ICAL
Client ID:		Instrument ID:	A4HP7
Lims Batch ID:	79445	Lims Sample ID:	5
Operator ID:	001710	Injection Vol:	1.0 ul
Column Type:	5% phenyl	Column Dia:	0.18 mm

27 Ethyl methacrylate, Signal: 1, m/z: 69.0 Type: quant, RT: 3.56

Processing Integration Results

RT: 3.56
Response: 22638
Amount: 0.389389

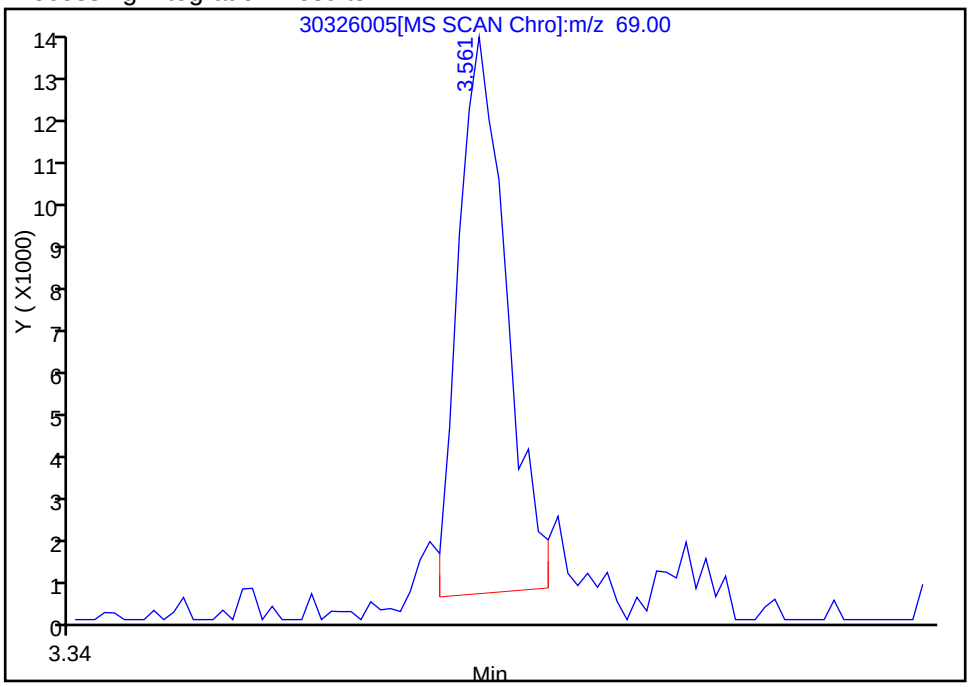

Manual Integration Results

RT: 3.56
Response: 27715
Amount: 0.432748

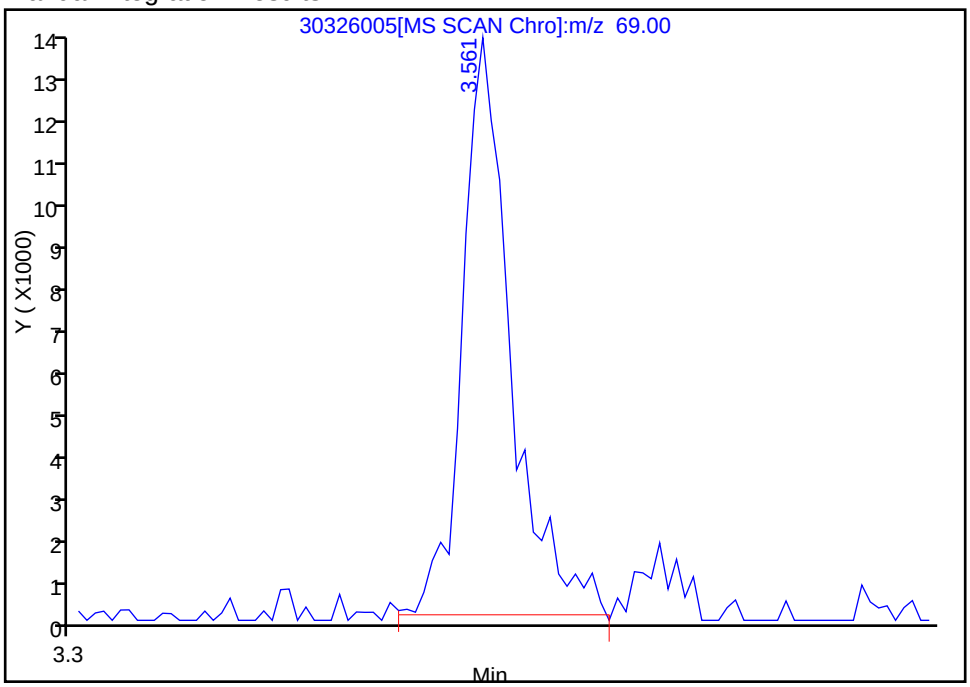

Reviewer: gruberj, 26-Mar-2013 11:29:15
Audit Action: Manually Integrated
Audit Reason: Poor Chromatography

Report Date: 27-Mar-2013 12:57:11 Chrom Revision: 2.0 01-Feb-2013 10:03:10

TestAmerica Canton
Target Compound Quantitation Report

Data File:	\\Ncchrom\ChromData\A4HP7\20130326-18258.b\30326006.D		
Lims ID:	std1 tcl	Client ID:	
Inject. Date:	26-Mar-2013 11:30:30	Dil. Factor:	1.0000
Sample Type:	IC	Calib Level:	1
Sample ID:	240-0018258-006		
Misc. Info.:	STD1 TCL		
Operator:	001710	Instrument ID:	A4HP7
Injection Vol:	1.0 ul	ALS Bottle#:	6
Lims Batch ID:	79445	Lims Sample ID:	6
Sublist:	chrom-8270_hp7*sub15		
Detector:	MS SCAN		

Method:	\\Ncchrom\ChromData\A4HP7\20130326-18258.b\8270_hp7.m		
Last Update:	27-Mar-2013 12:57:11	Calib Date:	26-Mar-2013 17:03:30
Quant Method:	Internal Standard	Quant By:	Initial Calibration
Last ICal File:	\\Ncchrom\ChromData\A4HP7\20130326-18258.b\30326020.D		
Limit Group:	MSS 8270 DOD ICAL		
Integrator:	RTE	ID Type:	Deconvolution ID
Column Type:	5% phenyl	Column Dia:	0.18 mm
Process Host:	XAWRK014		

First Level Reviewer: gruberj Date: 26-Mar-2013 12:47:18

Compound	Sig	RT	ADJ RT	DLT RT	Q	Response	On-Col Amt ng/ul	Flags
* 1 1,4-Dichlorobenzene-d4	152	5.915	5.915	0.0	97	226116	4.00	
* 2 Naphthalene-d8	136	7.043	7.049	-0.006	100	892831	4.00	
* 3 Acenaphthene-d10	164	8.557	8.557	0.0	91	504293	4.00	
* 4 Phenanthrene-d10	188	9.825	9.825	0.0	98	803622	4.00	
* 5 Chrysene-d12	240	12.408	12.408	0.0	98	859995	4.00	
* 6 Perylene-d12	264	14.499	14.505	-0.006	93	707503	4.00	
$ 9 Nitrobenzene-d5	82	6.407	6.407	0.0	74	7552	0.0949	
$ 10 2-Fluorobiphenyl (Surr)	172	7.963	7.969	-0.006	92	16465	0.1045	
$ 12 Terphenyl-d14	244	11.194	11.199	-0.005	89	14821	0.1036	
40 Benzaldehyde	77	5.508	5.514	-0.006	82	6626	0.1099	
73 Naphthalene	128	7.065	7.065	0.0	87	23248	0.1064	
85 2-Methylnaphthalene	142	7.658	7.659	-0.001	89	14606	0.1064	
86 1-Methylnaphthalene	142	7.749	7.750	-0.001	78	13844	0.1035	
95 1,1'-Biphenyl	154	8.054	8.054	0.0	87	17227	0.1080	
98 2-Chloronaphthalene	162	8.081	8.081	0.0	80	14030	0.1013	
107 Acenaphthylene	152	8.439	8.440	-0.001	85	15874	0.0811	
110 Acenaphthene	153	8.584	8.584	0.0	80	12236	0.0996	
114 Dibenzofuran	168	8.728	8.728	0.0	79	19799	0.1061	
124 Fluorene	166	9.022	9.023	-0.001	75	14670	0.0983	
139 Hexachlorobenzene	284	9.488	9.493	-0.005	75	5540	0.1282	
146 Phenanthrene	178	9.846	9.846	0.0	18	22598	0.1051	
147 Anthracene	178	9.889	9.889	0.0	89	15798	0.0783	
157 Fluoranthene	202	10.862	10.862	0.0	92	20877	0.0919	
160 Pyrene	202	11.071	11.076	-0.005	93	21286	0.0925	
175 Benzo[a]anthracene	228	12.397	12.398	-0.001	46	19392	0.0936	
176 Chrysene	228	12.440	12.446	-0.006	68	20795	0.1068	
180 Benzo[b]fluoranthene	252	13.911	13.917	-0.006	83	16792	0.0843	
181 Benzo[k]fluoranthene	252	13.959	13.959	0.0	77	18847	0.0888	
182 Benzo[a]pyrene	252	14.419	14.419	0.0	58	9232	0.1520	

Compound	Sig	RT	ADJ RT	DLT RT	Q	Response	On-Col Amt ng/ul	Flags
186 Indeno[1,2,3-cd]pyrene	276	16.173	16.179	-0.006	82	17580	0.0874	M
187 Dibenz(a,h)anthracene	278	16.200	16.211	-0.011	13	14612	0.0883	M
188 Benzo[g,h,i]perylene	276	16.628	16.634	-0.006	65	15863	0.0918	M

QC Flag Legend

Review Flags
M - Manually Integrated

Report Date: 27-Mar-2013 12:57:11 Chrom Revision: 2.0 01-Feb-2013 10:03:10

TestAmerica Canton

Data File:	\\Ncchrom\ChromData\A4HP7\20130326-18258.b\30326006.D		
Injection Date:	26-Mar-2013 11:30:30	Limit Group:	MSS 8270 DOD ICAL
Client ID:		Instrument ID:	A4HP7
Lims Batch ID:	79445	Lims Sample ID:	6
Operator ID:	001710	Injection Vol:	1.0 ul
Column Type:	5% phenyl	Column Dia:	0.18 mm

Y Scaling:

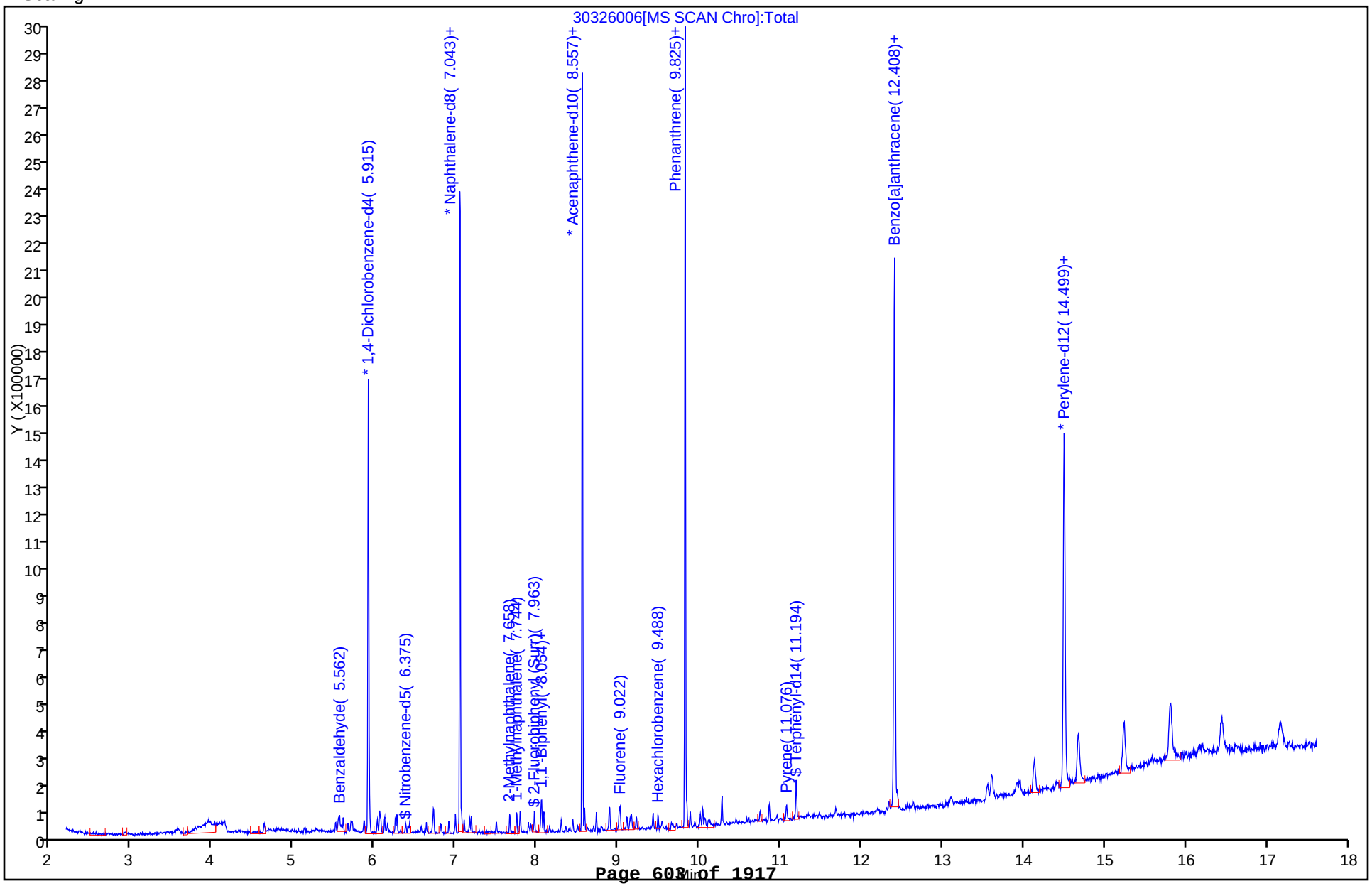

Manual Integration/User Assign Peak Report

TestAmerica Canton

Data File:	\\Ncchrom\ChromData\A4HP7\20130326-18258.b\30326006.D		
Injection Date:	26-Mar-2013 11:30:30	Limit Group:	MSS 8270 DOD ICAL
Client ID:		Instrument ID:	A4HP7
Lims Batch ID:	79445	Lims Sample ID:	6
Operator ID:	001710	Injection Vol:	1.0 ul
Column Type:	5% phenyl	Column Dia:	0.18 mm

186 Indeno[1,2,3-cd]pyrene, Signal: 1, m/z: 276.0 Type: quant, RT: 16.18

Processing Integration Results

RT: 16.17
Response: 11900
Amount: 0.181510

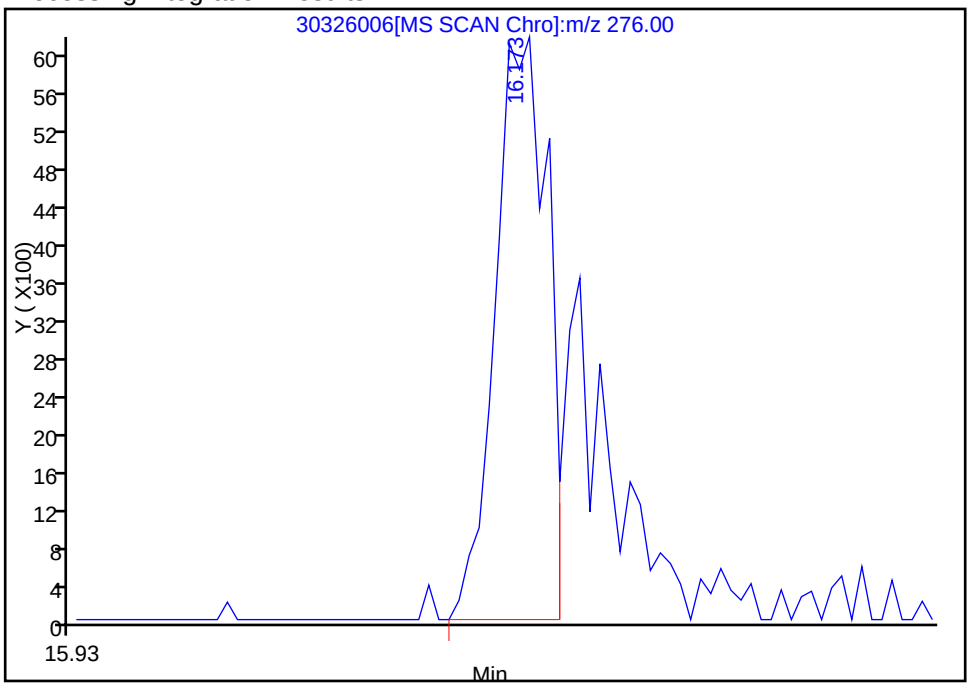

Manual Integration Results

RT: 16.17
Response: 17580
Amount: 0.087419

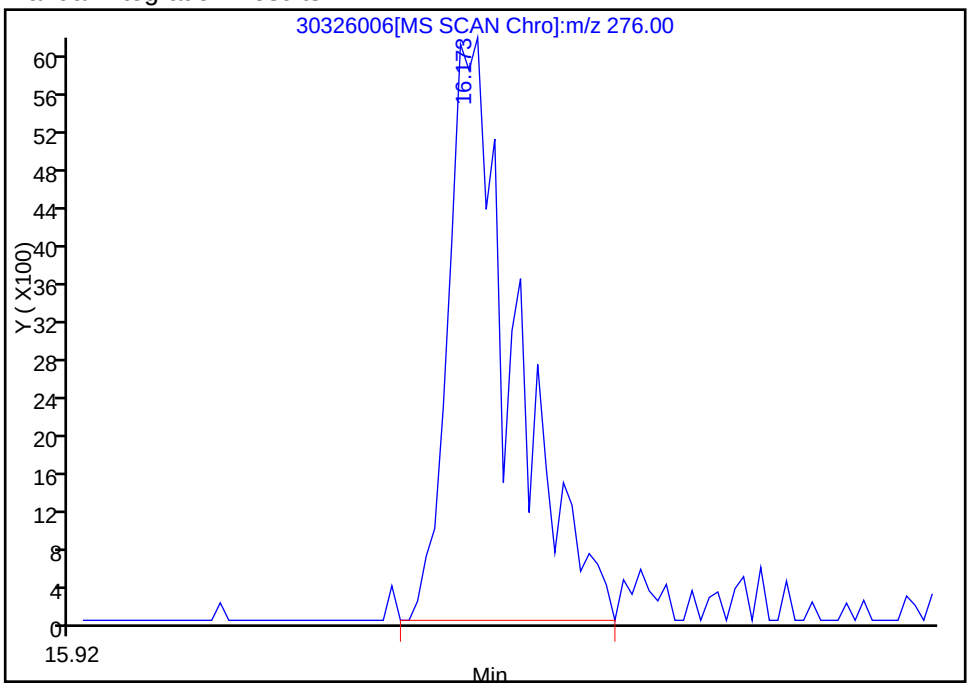

Reviewer: gruberj, 26-Mar-2013 12:47:18
Audit Action: Manually Integrated
Audit Reason: Poor Chromatography

Manual Integration/User Assign Peak Report

TestAmerica Canton

Data File:	\\Ncchrom\ChromData\A4HP7\20130326-18258.b\30326006.D		
Injection Date:	26-Mar-2013 11:30:30	Limit Group:	MSS 8270 DOD ICAL
Client ID:		Instrument ID:	A4HP7
Lims Batch ID:	79445	Lims Sample ID:	6
Operator ID:	001710	Injection Vol:	1.0 ul
Column Type:	5% phenyl	Column Dia:	0.18 mm

187 Dibenz(a,h)anthracene, Signal: 1, m/z: 278.0 Type: quant, RT: 16.21

Processing Integration Results

RT: 16.20
Response: 12341
Amount: 0.171438

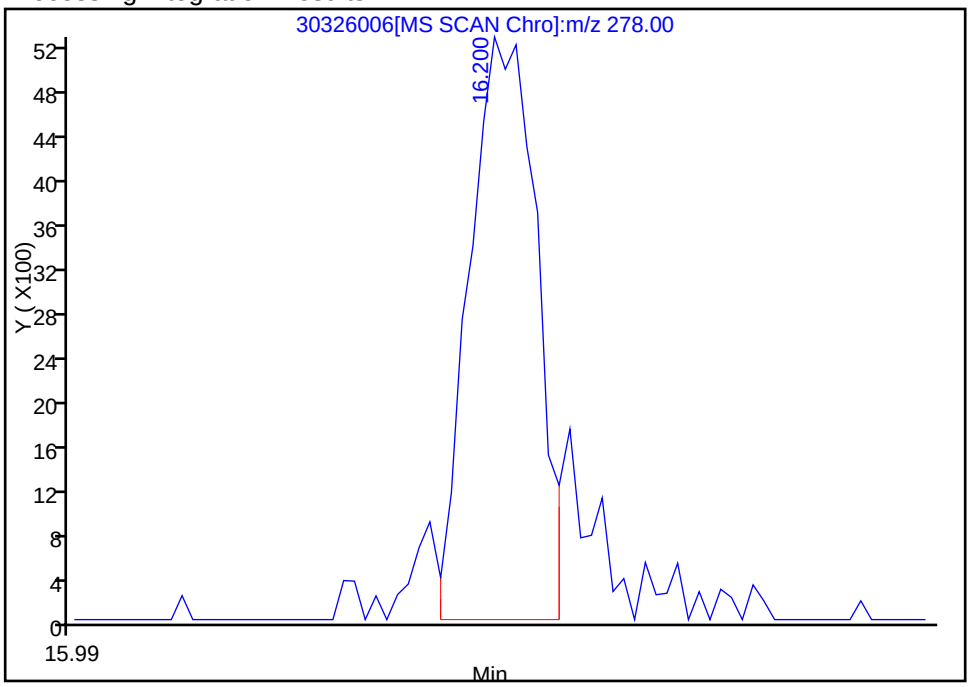

Manual Integration Results

RT: 16.20
Response: 14612
Amount: 0.088290

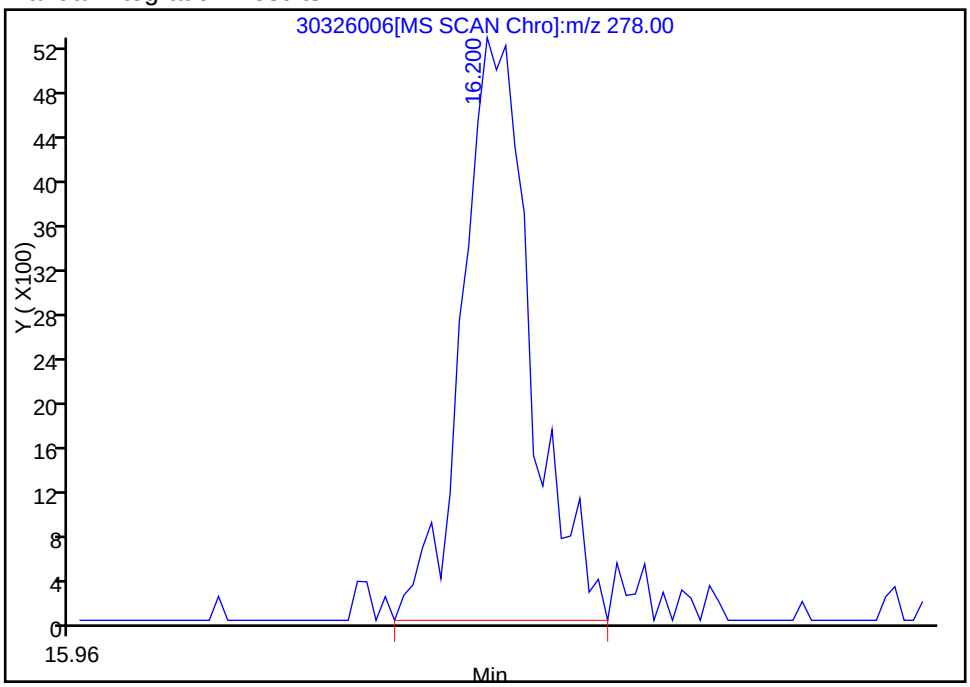

Reviewer: gruberj, 26-Mar-2013 12:47:18
Audit Action: Manually Integrated
Audit Reason: Poor Chromatography

Report Date: 27-Mar-2013 12:57:11 Chrom Revision: 2.0 01-Feb-2013 10:03:10

Manual Integration/User Assign Peak Report

TestAmerica Canton

Data File:	\\Ncchrom\ChromData\A4HP7\20130326-18258.b\30326006.D		
Injection Date:	26-Mar-2013 11:30:30	Limit Group:	MSS 8270 DOD ICAL
Client ID:		Instrument ID:	A4HP7
Lims Batch ID:	79445	Lims Sample ID:	6
Operator ID:	001710	Injection Vol:	1.0 ul
Column Type:	5% phenyl	Column Dia:	0.18 mm

188 Benzo[g,h,i]perylene, Signal: 1, m/z: 276.0 Type: quant, RT: 16.63

Processing Integration Results

RT: 16.61
Response: 5387
Amount: 0.079762

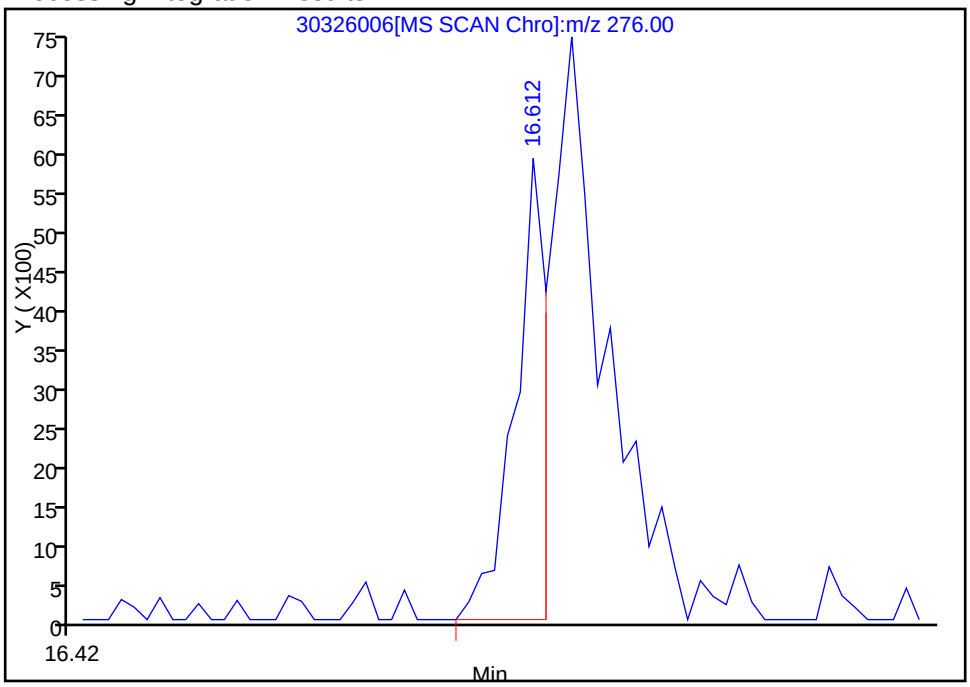

Manual Integration Results

RT: 16.63
Response: 15863
Amount: 0.091835

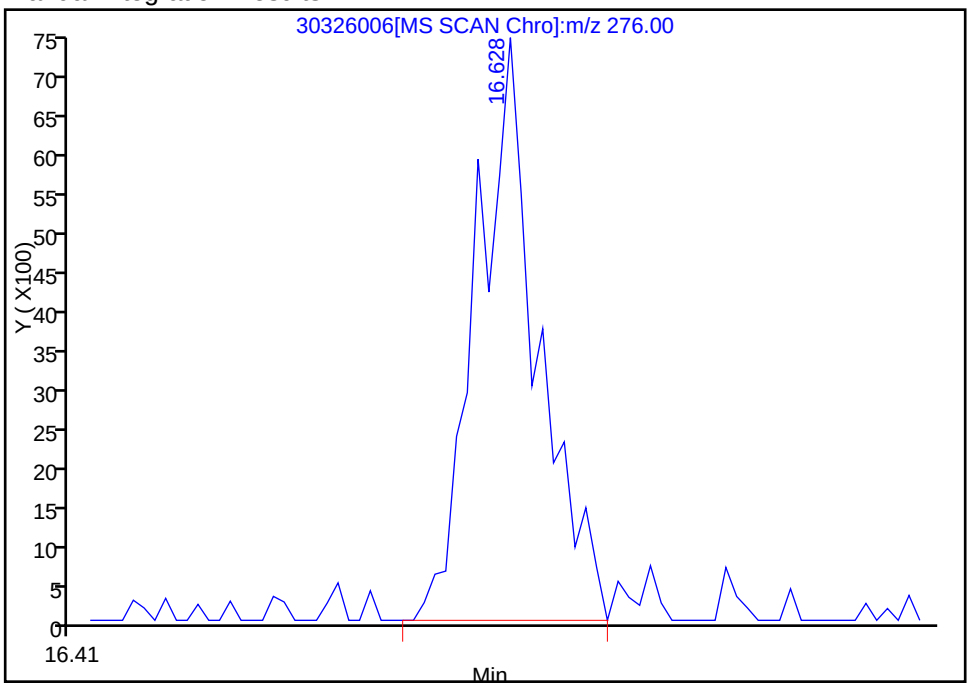

Reviewer: gruberj, 26-Mar-2013 12:47:18
Audit Action: Manually Integrated
Audit Reason: Poor Chromatography

TestAmerica Canton
Target Compound Quantitation Report

Data File:	\\Ncchrom\ChromData\A4HP7\20130326-18258.b\30326007.D		
Lims ID:	std9 tcl	Client ID:	
Inject. Date:	26-Mar-2013 11:53:30	Dil. Factor:	1.0000
Sample Type:	IC	Calib Level:	9
Sample ID:	240-0018258-007		
Misc. Info.:	STD9 TCL		
Operator:	001710	Instrument ID:	A4HP7
Injection Vol:	1.0 ul	ALS Bottle#:	7
Lims Batch ID:	79445	Lims Sample ID:	7
Sublist:	chrom-8270_hp7*sub15		
Detector:	MS SCAN		

Method:	\\Ncchrom\ChromData\A4HP7\20130326-18258.b\8270_hp7.m		
Last Update:	27-Mar-2013 12:57:13	Calib Date:	26-Mar-2013 17:03:30
Quant Method:	Internal Standard	Quant By:	Initial Calibration
Last ICal File:	\\Ncchrom\ChromData\A4HP7\20130326-18258.b\30326020.D		
Limit Group:	MSS 8270 DOD ICAL		
Integrator:	RTE	ID Type:	Deconvolution ID
Column Type:	5% phenyl	Column Dia:	0.18 mm
Process Host:	XAWRK014		

First Level Reviewer: gruberj Date: 26-Mar-2013 12:49:16

Compound	Sig	RT	ADJ RT	DLT RT	Q	Response	On-Col Amt ng/ul	Flags
* 1 1,4-Dichlorobenzene-d4	152	5.915	5.915	0.0	97	235115	4.00	
* 2 Naphthalene-d8	136	7.049	7.049	0.0	99	922333	4.00	
* 3 Acenaphthene-d10	164	8.557	8.557	0.0	93	543616	4.00	
* 4 Phenanthrene-d10	188	9.825	9.825	0.0	97	861063	4.00	
* 5 Chrysene-d12	240	12.413	12.408	0.005	85	998274	4.00	
* 6 Perylene-d12	264	14.505	14.505	0.0	97	813926	4.00	
$ 7 2-Fluorophenol	112	4.631	4.631	0.0	92	2507104	26.9	
$ 8 Phenol-d5	99	5.551	5.546	0.005	88	3315929	26.9	
$ 9 Nitrobenzene-d5	82	6.412	6.407	0.005	87	2314248	28.1	
$ 10 2-Fluorobiphenyl (Surr)	172	7.969	7.969	0.0	99	4466491	26.3	
$ 11 2,4,6-Tribromophenol	330	9.231	9.226	0.005	92	742165	26.1	
$ 12 Terphenyl-d14	244	11.199	11.199	0.0	98	4396791	26.5	
24 1,4-Dioxane	88	2.358	2.363	-0.005	91	1025483	26.0	M
25 N-Nitrosodimethylamine	74	2.823	2.823	0.0	92	1352528	27.7	
26 Pyridine	79	2.871	2.877	-0.006	96	2642441	28.5	
27 Ethyl methacrylate	69	3.567	3.567	0.0	87	1668830	27.2	
28 3-Chloropropionitrile	54	3.957	3.957	0.0	87	1191423	27.3	
32 Malononitrile	66	4.315	4.310	0.005	95	2318023	27.9	
40 Benzaldehyde	77		5.514					
41 Phenol	94	5.567	5.562	0.005	97	3450828	26.5	
43 Aniline	93	5.610	5.610	0.0	99	3955352	26.8	
44 Bis(2-chloroethyl)ether	93	5.669	5.664	0.005	98	2191721	26.3	
46 2-Chlorophenol	128	5.717	5.717	0.0	97	2696449	26.7	
47 1,3-Dichlorobenzene	146	5.867	5.867	0.0	96	2303096	26.2	
48 1,4-Dichlorobenzene	146	5.931	5.931	0.0	92	2851461	26.2	
49 Benzyl alcohol	108	6.032	6.027	0.005	92	1735148	27.5	
50 1,2-Dichlorobenzene	146	6.070	6.070	0.0	93	2199824	26.3	
51 2-Methylphenol	108	6.118	6.118	0.0	95	2480635	26.6	
52 2,2'-oxybis[1-chloropropane]	45	6.155	6.150	0.005	91	2279797	26.1	

Compound	Sig	RT	ADJ RT	DLT RT	Q	Response	On-Col Amt ng/ul	Flags
191 3 & 4 Methylphenol	108	6.257	6.252	0.005	96	2624076	26.9	
56 N-Nitrosodi-n-propylamine	70	6.268	6.268	0.0	80	1377355	25.9	
57 Acetophenone	105	6.273	6.273	0.0	97	2942587	26.5	
60 Hexachloroethane	117	6.380	6.375	0.005	92	908365	27.4	
61 Nitrobenzene	77	6.428	6.423	0.005	83	2376630	27.5	
63 Isophorone	82	6.637	6.632	0.005	99	3972850	28.1	
65 2-Nitrophenol	139	6.706	6.707	-0.001	98	1353463	25.8	
66 1,3,5-Trichlorobenzene	180	6.717	6.717	0.0	95	1845603	25.7	
64 2,4-Dimethylphenol	107	6.728	6.723	0.005	89	2606996	26.2	
69 Benzoic acid	122	6.824	6.765	0.059	84	3022835	49.8	
68 Bis(2-chloroethoxy)methane	93	6.813	6.814	-0.001	97	2601095	26.6	
71 2,4-Dichlorophenol	162	6.910	6.910	0.0	95	2143316	27.4	
72 1,2,4-Trichlorobenzene	180	6.995	6.990	0.005	92	1904650	26.2	
73 Naphthalene	128	7.065	7.065	0.0	97	5944609	26.3	
74 4-Chloroaniline	127	7.102	7.097	0.005	87	2868698	27.3	
77 Hexachlorobutadiene	225	7.166	7.167	-0.001	94	1006350	26.1	
78 1,2,3-Trichlorobenzene	180	7.188	7.188	0.0	92	1782769	0	
83 Caprolactam	113	7.402	7.380	0.022	81	487986	25.0	
84 4-Chloro-3-methylphenol	107	7.498	7.498	0.0	93	2328594	28.1	
85 2-Methylnaphthalene	142	7.664	7.659	0.005	90	3752455	26.5	
86 1-Methylnaphthalene	142	7.749	7.750	-0.001	90	3623000	26.2	
88 Hexachlorocyclopentadiene	237	7.792	7.792	0.0	88	1066624	25.9	
87 1,2,3,5-Tetrachlorobenzene	216	7.792	7.792	0.0	97	1788952	25.8	
90 2,4,6-Trichlorophenol	196	7.894	7.889	0.005	92	1573978	28.8	
91 2,4,5-Trichlorophenol	196	7.926	7.921	0.005	94	1696883	28.1	
94 2,4-Toluene diamine	121	8.038	8.033	0.005	96	813092	24.9	
96 1,2,3,4 -Tetrachlorobenzene	216	8.049	8.049	0.0	95	1756180	0	
95 1,1'-Biphenyl	154	8.060	8.054	0.006	93	4425529	25.7	
98 2-Chloronaphthalene	162	8.081	8.081	0.0	95	3955274	26.5	
100 2-Nitroaniline	65	8.156	8.151	0.005	83	1309734	26.0	
103 Dimethyl phthalate	163	8.300	8.295	0.005	99	4146465	27.3	
105 2,6-Dinitrotoluene	165	8.359	8.354	0.005	95	965893	26.0	
106 1,2-Dinitrobenzene	168	8.407	8.402	0.005	86	484090	25.8	
107 Acenaphthylene	152	8.439	8.440	-0.001	89	6048801	28.7	
108 3-Nitroaniline	138	8.503	8.498	0.005	94	1221769	25.7	
110 Acenaphthene	153	8.584	8.584	0.0	93	3416017	25.8	
109 2,4-Dinitrophenol	184	8.594	8.589	0.005	86	1159074	51.6	
111 4-Nitrophenol	109	8.621	8.611	0.010	91	857104	25.9	
112 2,4-Dinitrotoluene	165	8.701	8.696	0.005	91	1323846	26.0	
114 Dibenzofuran	168	8.733	8.728	0.005	88	5306911	26.4	
115 2,3,5,6-Tetrachlorophenol	232	8.792	8.787	0.005	87	1370811	25.5	
119 Diethyl phthalate	149	8.899	8.894	0.005	98	3957326	27.2	
121 4-Chlorophenyl phenyl ether	204	9.012	9.012	0.0	92	2090559	26.6	
123 4-Nitroaniline	138	9.028	9.017	0.011	73	1188225	25.6	
124 Fluorene	166	9.028	9.023	0.005	91	4201488	26.1	
126 4,6-Dinitro-2-methylphenol	198	9.049	9.044	0.005	85	891673	25.2	
130 N-Nitrosodiphenylamine	169	9.108	9.108	0.0	0	3489863	27.6	
131 Azobenzene	77	9.151	9.146	0.005	98	4710267	27.7	
129 1,2-Diphenylhydrazine	77	9.151	9.146	0.005	0	4710267	27.7	
137 4-Bromophenyl phenyl ether	248	9.429	9.429	0.0	64	1200984	26.9	
139 Hexachlorobenzene	284	9.493	9.493	0.0	90	1196313	25.8	
140 Atrazine	200	9.546	9.541	0.005	91	696323	25.1	

Compound	Sig	RT	ADJ RT	DLT RT	Q	Response	On-Col Amt ng/ul	Flags
141 Pentachlorophenol	266	9.653	9.648	0.005	91	1937678	51.7	
146 Phenanthrene	178	9.846	9.846	0.0	97	6108372	26.5	
147 Anthracene	178	9.894	9.889	0.005	96	6209443	28.7	
149 Carbazole	167	10.017	10.012	0.005	81	5876009	27.3	
151 Di-n-butyl phthalate	149	10.279	10.279	0.0	100	6786140	27.5	
157 Fluoranthene	202	10.862	10.862	0.0	97	6901778	28.4	
158 Benzidine	184	10.964	10.964	0.0	99	3656982	25.7	
160 Pyrene	202	11.076	11.076	0.0	98	7376722	27.6	
166 Butyl benzyl phthalate	149	11.691	11.686	0.005	96	2943091	25.9	
170 3,3'-Dimethoxybenzidine	244	12.306	12.301	0.005	89	1758714	25.3	
172 4,4'-Methylene bis(2-chloroanili	231	12.349	12.344	0.005	80	1318451	25.5	
173 3,3'-Dichlorobenzidine	252	12.349	12.344	0.005	66	2873193	25.6	
171 Bis(2-ethylhexyl) phthalate	149	12.376	12.381	-0.005	96	4162273	25.8	
175 Benzo[a]anthracene	228	12.397	12.398	-0.001	96	6724075	27.9	
176 Chrysene	228	12.445	12.446	-0.001	95	5937855	26.3	
178 Di-n-octyl phthalate	149	13.301	13.301	0.0	98	6940428	24.9	
180 Benzo[b]fluoranthene	252	13.922	13.917	0.005	92	6763986	29.5	
181 Benzo[k]fluoranthene	252	13.964	13.959	0.005	95	6885986	28.2	
182 Benzo[a]pyrene	252	14.424	14.419	0.005	76	6569717	26.6	
186 Indeno[1,2,3-cd]pyrene	276	16.184	16.179	0.005	95	6780021	29.3	
187 Dibenz(a,h)anthracene	278	16.216	16.211	0.005	84	5574031	29.3	
188 Benzo[g,h,i]perylene	276	16.644	16.634	0.010	90	5613886	28.3	
S 189 Methyl Phenols,Total	100				0		26.6	

QC Flag Legend

Review Flags
M - Manually Integrated

Report Date: 27-Mar-2013 12:57:13 Chrom Revision: 2.0 01-Feb-2013 10:03:10

TestAmerica Canton

Data File:	\\Ncchrom\ChromData\A4HP7\20130326-18258.b\30326007.D		
Injection Date:	26-Mar-2013 11:53:30	Limit Group:	MSS 8270 DOD ICAL
Client ID:		Instrument ID:	A4HP7
Lims Batch ID:	79445	Lims Sample ID:	7
Operator ID:	001710	Injection Vol:	1.0 ul
Column Type:	5% phenyl	Column Dia:	0.18 mm

Y Scaling:

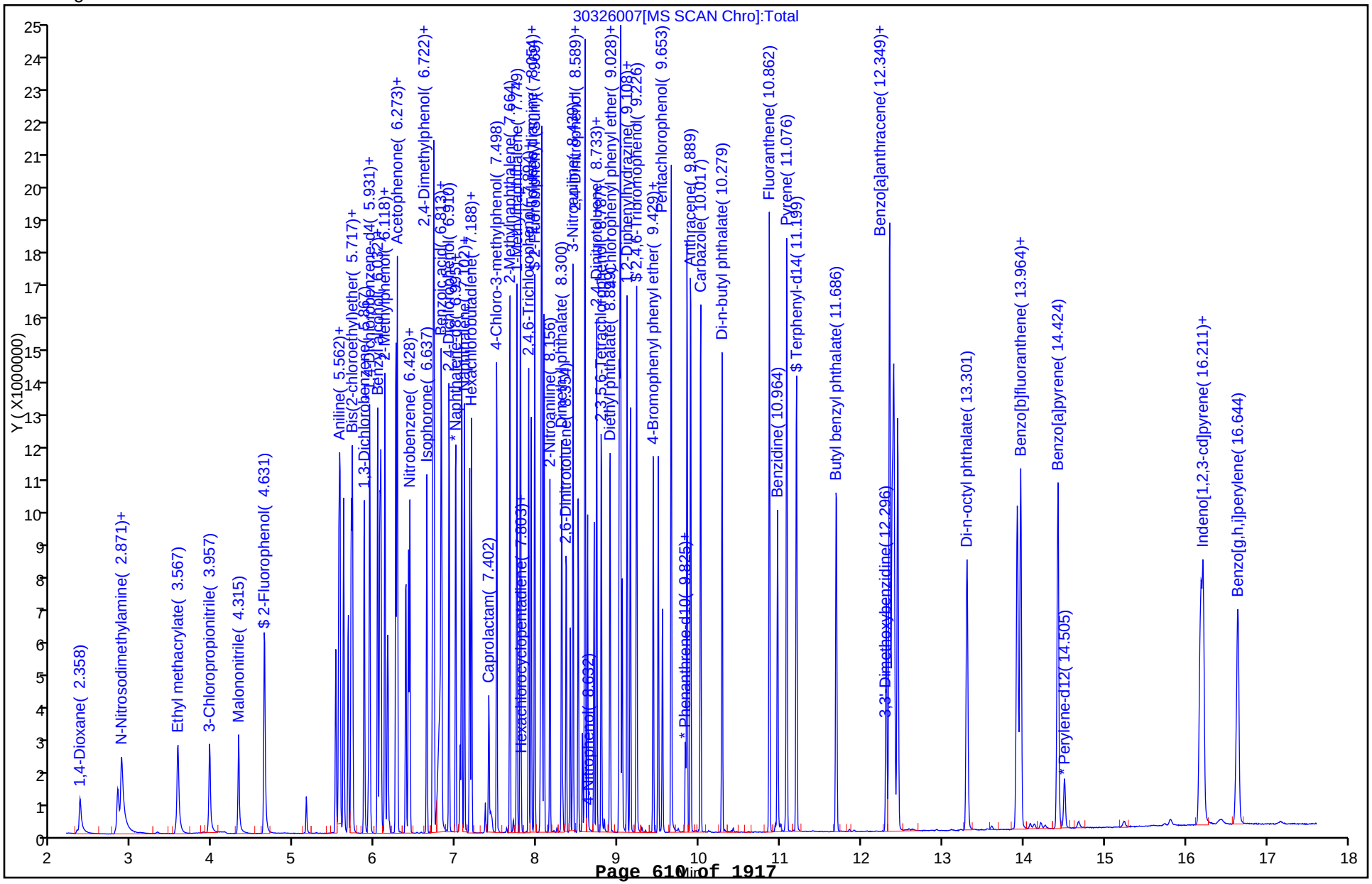

Manual Integration/User Assign Peak Report

TestAmerica Canton

Data File:	\\Ncchrom\ChromData\A4HP7\20130326-18258.b\30326007.D		
Injection Date:	26-Mar-2013 11:53:30	Limit Group:	MSS 8270 DOD ICAL
Client ID:		Instrument ID:	A4HP7
Lims Batch ID:	79445	Lims Sample ID:	7
Operator ID:	001710	Injection Vol:	1.0 ul
Column Type:	5% phenyl	Column Dia:	0.18 mm

24 1,4-Dioxane, Signal: 1, m/z: 88.0 Type: quant, RT: 2.36

Processing Integration Results

RT: 2.36
Response: 1006444
Amount: 25.144807

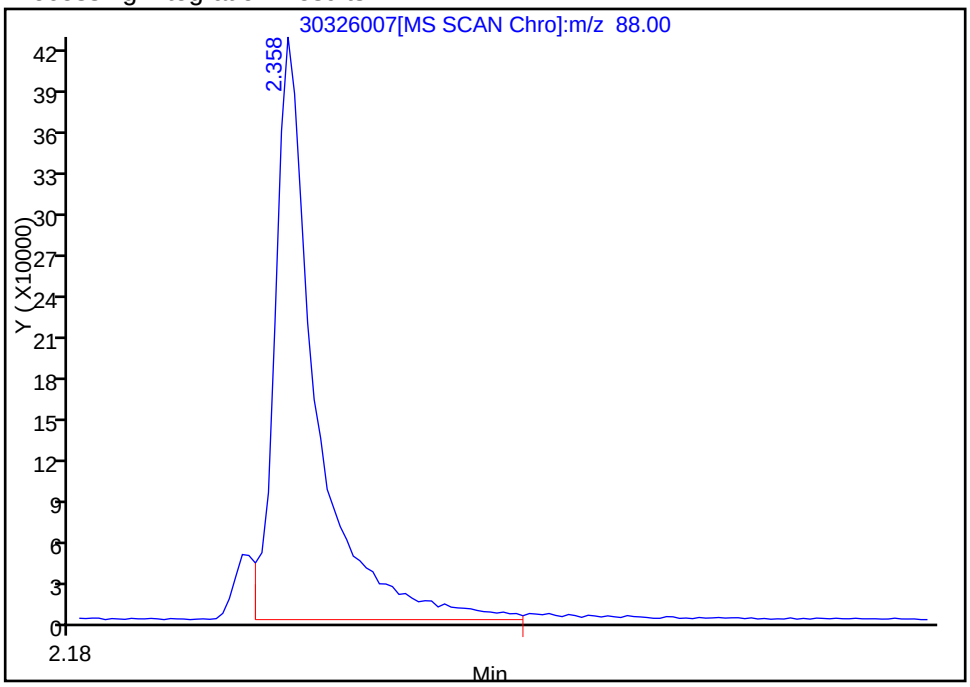

Manual Integration Results

RT: 2.36
Response: 1025483
Amount: 25.960033

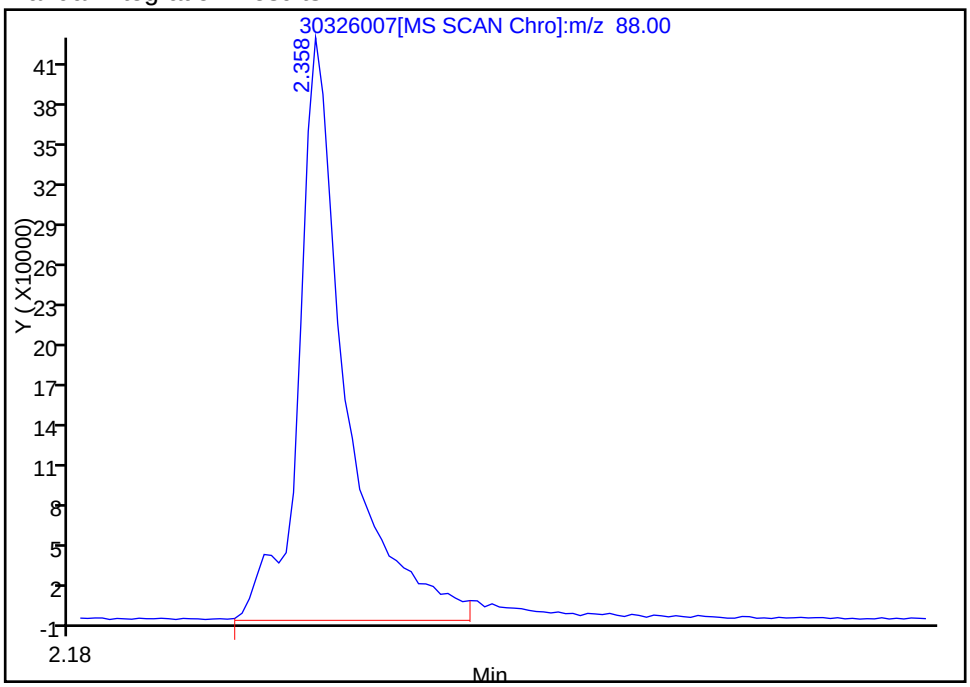

Reviewer: gruberj, 26-Mar-2013 12:49:16
Audit Action: Manually Integrated
Audit Reason: Poor Chromatography

Report Date: 27-Mar-2013 12:57:15 Chrom Revision: 2.0 01-Feb-2013 10:03:10

TestAmerica Canton
Target Compound Quantitation Report

Data File:	\\Ncchrom\ChromData\A4HP7\20130326-18258.b\30326008.D		
Lims ID:	std8 tcl	Client ID:	
Inject. Date:	26-Mar-2013 12:17:30	Dil. Factor:	1.0000
Sample Type:	IC	Calib Level:	8
Sample ID:	240-0018258-008		
Misc. Info.:	STD8 TCL		
Operator:	001710	Instrument ID:	A4HP7
Injection Vol:	1.0 ul	ALS Bottle#:	8
Lims Batch ID:	79445	Lims Sample ID:	8
Sublist:	chrom-8270_hp7*sub15		
Detector:	MS SCAN		

Method:	\\Ncchrom\ChromData\A4HP7\20130326-18258.b\8270_hp7.m		
Last Update:	27-Mar-2013 12:57:14	Calib Date:	26-Mar-2013 17:03:30
Quant Method:	Internal Standard	Quant By:	Initial Calibration
Last ICal File:	\\Ncchrom\ChromData\A4HP7\20130326-18258.b\30326020.D		
Limit Group:	MSS 8270 DOD ICAL		
Integrator:	RTE	ID Type:	Deconvolution ID
Column Type:	5% phenyl	Column Dia:	0.18 mm
Process Host:	XAWRK014		

First Level Reviewer: gruberj Date: 26-Mar-2013 12:50:26

Compound	Sig	RT	ADJ RT	DLT RT	Q	Response	On-Col Amt ng/ul	Flags
* 1 1,4-Dichlorobenzene-d4	152	5.915	5.915	0.0	97	232413	4.00	
* 2 Naphthalene-d8	136	7.049	7.049	0.0	99	925446	4.00	
* 3 Acenaphthene-d10	164	8.557	8.557	0.0	91	546517	4.00	
* 4 Phenanthrene-d10	188	9.825	9.825	0.0	98	865109	4.00	
* 5 Chrysene-d12	240	12.408	12.408	0.0	84	994457	4.00	
* 6 Perylene-d12	264	14.499	14.505	-0.006	97	823395	4.00	
$ 7 2-Fluorophenol	112	4.631	4.631	0.0	92	2047130	22.2	
$ 8 Phenol-d5	99	5.551	5.546	0.005	88	2680473	22.0	
$ 9 Nitrobenzene-d5	82	6.407	6.407	0.0	89	1854040	22.5	
$ 10 2-Fluorobiphenyl (Surr)	172	7.963	7.969	-0.006	99	3555754	20.8	
$ 11 2,4,6-Tribromophenol	330	9.226	9.226	0.0	92	577145	20.3	
$ 12 Terphenyl-d14	244	11.194	11.199	-0.005	99	3531872	21.4	
24 1,4-Dioxane	88	2.358	2.363	-0.005	92	812988	20.8	M
25 N-Nitrosodimethylamine	74	2.823	2.823	0.0	88	1105285	22.9	
26 Pyridine	79	2.871	2.877	-0.006	96	2088089	22.8	
27 Ethyl methacrylate	69	3.561	3.567	-0.006	87	1356979	22.4	
28 3-Chloropropionitrile	54	3.957	3.957	0.0	87	980890	22.7	
32 Malononitrile	66	4.316	4.310	0.006	94	1921737	23.4	
40 Benzaldehyde	77	5.514	5.514	0.0	95	1049842	16.9	
41 Phenol	94	5.562	5.562	0.0	98	2809221	21.8	
43 Aniline	93	5.610	5.610	0.0	99	3191428	21.8	
44 Bis(2-chloroethyl)ether	93	5.663	5.664	-0.001	97	1760270	21.3	
46 2-Chlorophenol	128	5.717	5.717	0.0	96	2180665	21.8	
47 1,3-Dichlorobenzene	146	5.861	5.867	-0.006	96	1877531	21.6	
48 1,4-Dichlorobenzene	146	5.931	5.931	0.0	93	2309298	21.4	
49 Benzyl alcohol	108	6.027	6.027	0.0	90	1405316	22.5	
50 1,2-Dichlorobenzene	146	6.070	6.070	0.0	94	1771234	21.4	
51 2-Methylphenol	108	6.118	6.118	0.0	95	2006976	21.8	
52 2,2'-oxybis[1-chloropropane]	45	6.150	6.150	0.0	92	1843818	21.3	

Compound	Sig	RT	ADJ RT	DLT RT	Q	Response	On-Col Amt ng/ul	Flags
191 3 & 4 Methylphenol	108	6.252	6.252	0.0	96	2101430	21.8	
56 N-Nitrosodi-n-propylamine	70	6.268	6.268	0.0	79	1136879	21.6	
57 Acetophenone	105	6.273	6.273	0.0	96	2372922	21.6	
60 Hexachloroethane	117	6.375	6.375	0.0	92	721295	22.0	
61 Nitrobenzene	77	6.428	6.423	0.005	81	1936346	22.3	
63 Isophorone	82	6.637	6.632	0.005	99	3174030	22.3	
65 2-Nitrophenol	139	6.706	6.707	-0.001	95	1094299	20.8	
66 1,3,5-Trichlorobenzene	180	6.717	6.717	0.0	95	1500763	20.9	
64 2,4-Dimethylphenol	107	6.723	6.723	-0.001	92	2125189	21.3	
69 Benzoic acid	122	6.813	6.765	0.048	84	2301997	40.3	
68 Bis(2-chloroethoxy)methane	93	6.813	6.814	-0.001	97	2048320	20.9	
71 2,4-Dichlorophenol	162	6.910	6.910	0.0	94	1742038	22.2	
72 1,2,4-Trichlorobenzene	180	6.990	6.990	0.0	92	1566115	21.5	
73 Naphthalene	128	7.065	7.065	0.0	97	4783268	21.1	
74 4-Chloroaniline	127	7.097	7.097	0.0	86	2290659	21.8	
77 Hexachlorobutadiene	225	7.166	7.167	-0.001	94	814445	21.1	
78 1,2,3-Trichlorobenzene	180	7.188	7.188	0.0	90	1432773	0	
83 Caprolactam	113	7.396	7.380	0.016	82	412040	21.1	
84 4-Chloro-3-methylphenol	107	7.498	7.498	0.0	96	1858379	22.4	
85 2-Methylnaphthalene	142	7.659	7.659	0.0	89	2987581	21.0	
86 1-Methylnaphthalene	142	7.749	7.750	-0.001	90	2916102	21.0	
88 Hexachlorocyclopentadiene	237	7.792	7.792	0.0	93	861001	20.8	
87 1,2,3,5-Tetrachlorobenzene	216	7.787	7.792	-0.005	95	1464958	21.0	
90 2,4,6-Trichlorophenol	196	7.889	7.889	0.0	94	1251922	22.8	
91 2,4,5-Trichlorophenol	196	7.921	7.921	0.0	94	1344691	22.2	
94 2,4-Toluene diamine	121	8.038	8.033	0.005	97	620565	20.2	
96 1,2,3,4 -Tetrachlorobenzene	216	8.049	8.049	0.0	89	1422440	0	
95 1,1'-Biphenyl	154	8.054	8.054	0.0	93	3556973	20.6	
98 2-Chloronaphthalene	162	8.081	8.081	0.0	95	3170980	21.1	
100 2-Nitroaniline	65	8.156	8.151	0.005	85	1041411	20.6	
103 Dimethyl phthalate	163	8.300	8.295	0.005	99	3355999	21.9	
105 2,6-Dinitrotoluene	165	8.354	8.354	0.0	95	768234	20.7	
106 1,2-Dinitrobenzene	168	8.402	8.402	0.0	87	396083	21.0	
107 Acenaphthylene	152	8.439	8.440	-0.001	93	4829028	22.8	
108 3-Nitroaniline	138	8.504	8.498	0.006	96	995870	20.9	
110 Acenaphthene	153	8.584	8.584	0.0	90	2740413	20.6	
109 2,4-Dinitrophenol	184	8.589	8.589	0.0	76	900840	40.6	
111 4-Nitrophenol	109	8.616	8.611	0.005	91	676834	20.5	
112 2,4-Dinitrotoluene	165	8.696	8.696	0.0	89	1052134	20.6	
114 Dibenzofuran	168	8.728	8.728	0.0	90	4233295	20.9	
115 2,3,5,6-Tetrachlorophenol	232	8.787	8.787	0.0	90	1108975	20.6	
119 Diethyl phthalate	149	8.894	8.894	0.0	97	3132662	21.4	
121 4-Chlorophenyl phenyl ether	204	9.012	9.012	0.0	91	1673826	21.2	
123 4-Nitroaniline	138	9.022	9.017	0.005	62	971298	20.9	
124 Fluorene	166	9.022	9.023	-0.001	83	3411173	21.1	
126 4,6-Dinitro-2-methylphenol	198	9.044	9.044	0.0	79	716033	20.5	
130 N-Nitrosodiphenylamine	169	9.108	9.108	0.0	0	2793486	22.0	
131 Azobenzene	77	9.145	9.146	-0.001	98	3744096	21.9	
129 1,2-Diphenylhydrazine	77	9.145	9.146	-0.001	0	3744096	21.9	
137 4-Bromophenyl phenyl ether	248	9.429	9.429	0.0	62	976059	21.8	
139 Hexachlorobenzene	284	9.493	9.493	0.0	91	954287	20.5	
140 Atrazine	200	9.541	9.541	0.0	91	601659	21.6	

Compound	Sig	RT	ADJ RT	DLT RT	Q	Response	On-Col Amt ng/ul	Flags
141 Pentachlorophenol	266	9.648	9.648	0.0	87	1558037	41.5	
146 Phenanthrene	178	9.846	9.846	0.0	97	4832869	20.9	
147 Anthracene	178	9.889	9.889	0.0	97	4982079	22.9	
149 Carbazole	167	10.012	10.012	0.0	82	4773650	22.1	
151 Di-n-butyl phthalate	149	10.279	10.279	0.0	99	5495379	22.2	
157 Fluoranthene	202	10.862	10.862	0.0	97	5492589	22.5	
158 Benzidine	184	10.964	10.964	0.0	100	2925689	20.7	
160 Pyrene	202	11.076	11.076	0.0	98	5824508	21.9	
166 Butyl benzyl phthalate	149	11.686	11.686	0.0	96	2344618	20.8	
170 3,3'-Dimethoxybenzidine	244	12.301	12.301	0.0	93	1405745	20.6	
172 4,4'-Methylene bis(2-chloroanili	231	12.344	12.344	0.0	67	1073349	20.9	
173 3,3'-Dichlorobenzidine	252	12.344	12.344	0.0	69	2301749	20.6	
171 Bis(2-ethylhexyl) phthalate	149	12.376	12.381	-0.005	96	3318999	20.7	
175 Benzo[a]anthracene	228	12.397	12.398	-0.001	96	5344271	22.3	
176 Chrysene	228	12.446	12.446	0.0	95	4752804	21.1	
178 Di-n-octyl phthalate	149	13.296	13.301	-0.005	99	5433207	20.4	
180 Benzo[b]fluoranthene	252	13.916	13.917	-0.001	95	5296452	22.9	
181 Benzo[k]fluoranthene	252	13.959	13.959	0.0	95	5538890	22.4	
182 Benzo[a]pyrene	252	14.419	14.419	0.0	76	5172766	20.8	
186 Indeno[1,2,3-cd]pyrene	276	16.179	16.179	0.0	95	5426465	23.2	
187 Dibenz(a,h)anthracene	278	16.211	16.211	0.0	77	4434051	23.0	
188 Benzo[g,h,i]perylene	276	16.634	16.634	0.0	92	4449370	22.1	
S 189 Methyl Phenols,Total	100				0		21.8	

QC Flag Legend

Review Flags
M - Manually Integrated

Report Date: 27-Mar-2013 12:57:15 Chrom Revision: 2.0 01-Feb-2013 10:03:10

TestAmerica Canton

Data File:	\\Ncchrom\ChromData\A4HP7\20130326-18258.b\30326008.D		
Injection Date:	26-Mar-2013 12:17:30	Limit Group:	MSS 8270 DOD ICAL
Client ID:		Instrument ID:	A4HP7
Lims Batch ID:	79445	Lims Sample ID:	8
Operator ID:	001710	Injection Vol:	1.0 ul
Column Type:	5% phenyl	Column Dia:	0.18 mm

Y Scaling:

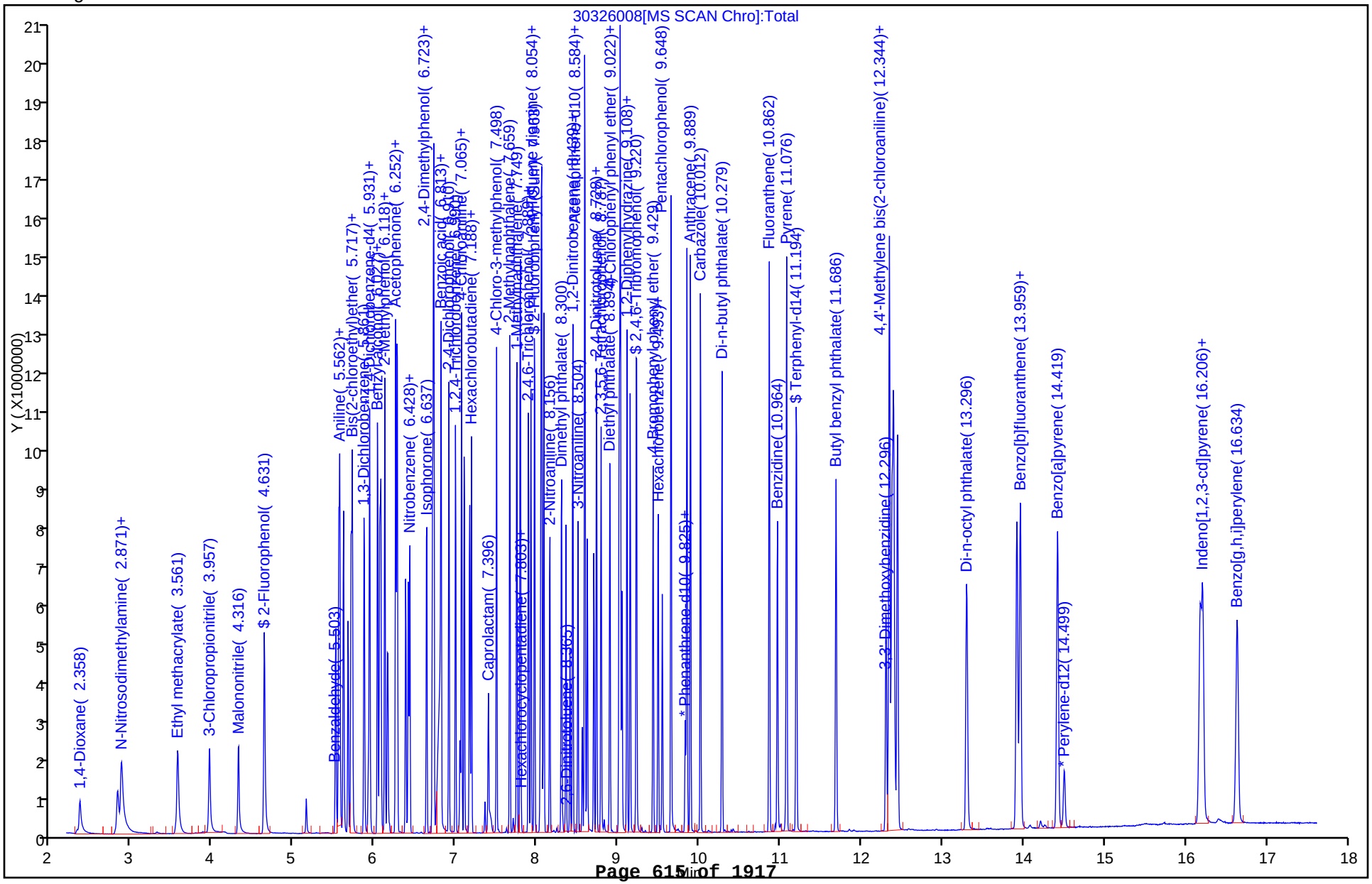

Manual Integration/User Assign Peak Report

TestAmerica Canton

Data File:	\\Ncchrom\ChromData\A4HP7\20130326-18258.b\30326008.D		
Injection Date:	26-Mar-2013 12:17:30	Limit Group:	MSS 8270 DOD ICAL
Client ID:		Instrument ID:	A4HP7
Lims Batch ID:	79445	Lims Sample ID:	8
Operator ID:	001710	Injection Vol:	1.0 ul
Column Type:	5% phenyl	Column Dia:	0.18 mm

24 1,4-Dioxane, Signal: 1, m/z: 88.0 Type: quant, RT: 2.36

Processing Integration Results

RT: 2.36
Response: 812703
Amount: 20.475545

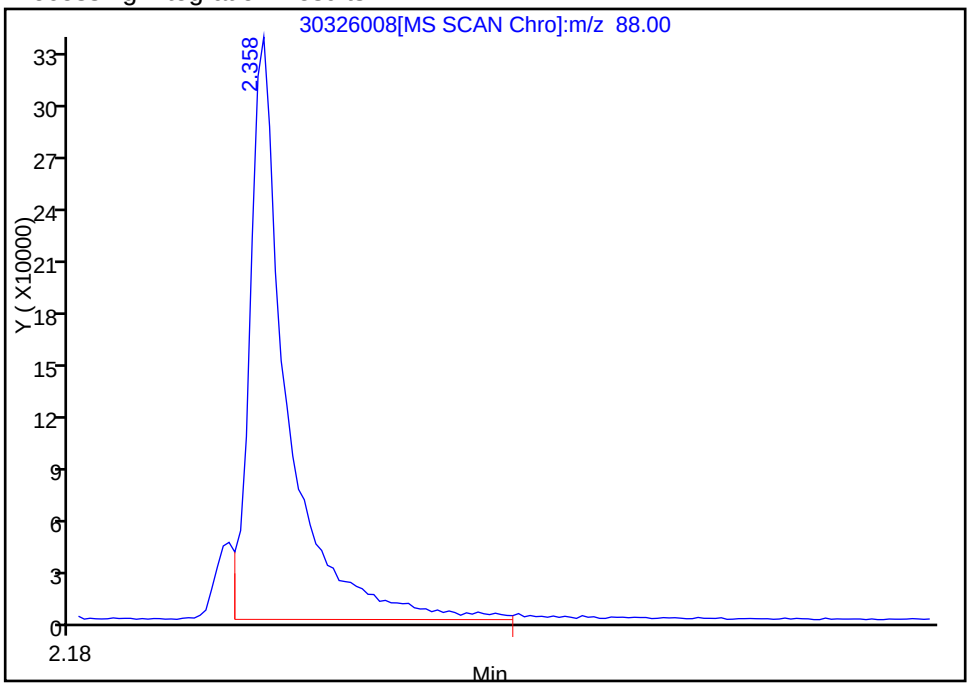

Manual Integration Results

RT: 2.36
Response: 812988
Amount: 20.820005

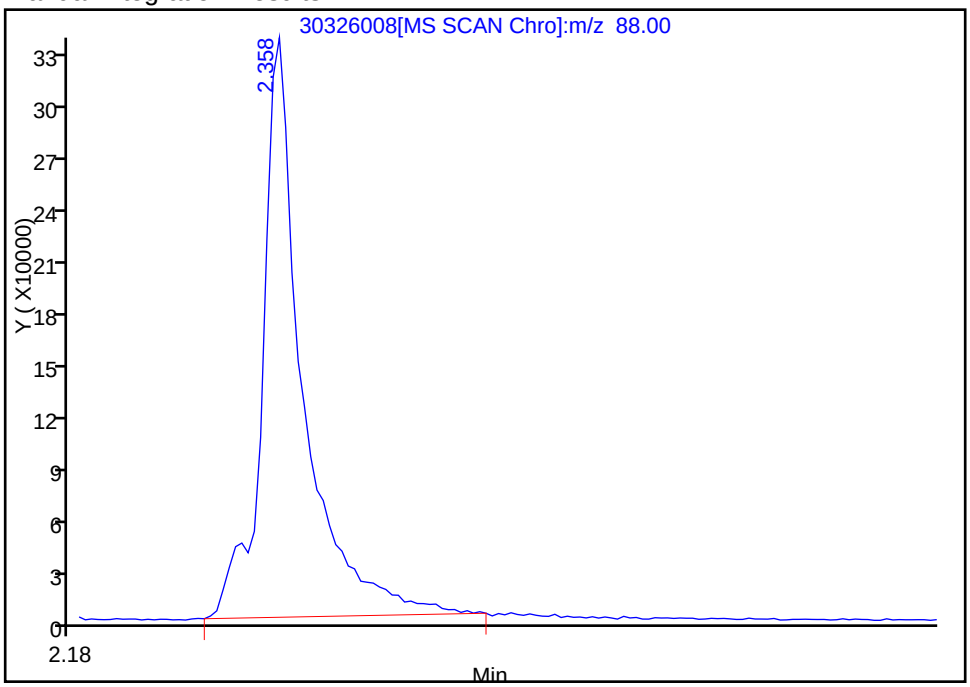

Reviewer: gruberj, 26-Mar-2013 12:50:26
Audit Action: Manually Integrated
Audit Reason: Poor Chromatography

TestAmerica Canton
Target Compound Quantitation Report

Data File:	\\Ncchrom\ChromData\A4HP7\20130326-18258.b\30326009.D		
Lims ID:	std7 tcl	Client ID:	
Inject. Date:	26-Mar-2013 12:41:30	Dil. Factor:	1.0000
Sample Type:	IC	Calib Level:	7
Sample ID:	240-0018258-009		
Misc. Info.:	STD7 TCL		
Operator:	001710	Instrument ID:	A4HP7
Injection Vol:	1.0 ul	ALS Bottle#:	9
Lims Batch ID:	79445	Lims Sample ID:	9
Sublist:	chrom-8270_hp7*sub15		
Detector:	MS SCAN		

Method:	\\Ncchrom\ChromData\A4HP7\20130326-18258.b\8270_hp7.m		
Last Update:	27-Mar-2013 12:57:16	Calib Date:	26-Mar-2013 17:03:30
Quant Method:	Internal Standard	Quant By:	Initial Calibration
Last ICal File:	\\Ncchrom\ChromData\A4HP7\20130326-18258.b\30326020.D		
Limit Group:	MSS 8270 DOD ICAL		
Integrator:	RTE	ID Type:	Deconvolution ID
Column Type:	5% phenyl	Column Dia:	0.18 mm
Process Host:	XAWRK014		

First Level Reviewer: gruberj Date: 26-Mar-2013 13:14:12

Compound	Sig	RT	ADJ RT	DLT RT	Q	Response	On-Col Amt ng/ul	Flags
* 1 1,4-Dichlorobenzene-d4	152	5.915	5.915	0.0	97	252103	4.00	
* 2 Naphthalene-d8	136	7.043	7.049	-0.006	100	984545	4.00	
* 3 Acenaphthene-d10	164	8.552	8.557	-0.005	92	579765	4.00	
* 4 Phenanthrene-d10	188	9.825	9.825	0.0	97	913664	4.00	
* 5 Chrysene-d12	240	12.408	12.408	0.0	94	1038974	4.00	
* 6 Perylene-d12	264	14.499	14.505	-0.006	97	866454	4.00	
$ 7 2-Fluorophenol	112	4.631	4.631	0.0	92	1483458	14.8	
$ 8 Phenol-d5	99	5.551	5.546	0.005	88	1970716	14.9	
$ 9 Nitrobenzene-d5	82	6.407	6.407	0.0	88	1389517	15.8	
$ 10 2-Fluorobiphenyl (Surr)	172	7.963	7.969	-0.006	99	2632436	14.5	
$ 11 2,4,6-Tribromophenol	330	9.226	9.226	0.0	92	433359	14.5	
$ 12 Terphenyl-d14	244	11.194	11.199	-0.005	99	2615522	15.1	
24 1,4-Dioxane	88	2.358	2.363	-0.005	91	609271	14.4	
25 N-Nitrosodimethylamine	74	2.818	2.823	-0.005	93	802499	15.3	
26 Pyridine	79	2.872	2.877	-0.005	97	1511978	15.2	
27 Ethyl methacrylate	69	3.562	3.567	-0.005	87	970035	14.7	
28 3-Chloropropionitrile	54	3.952	3.957	-0.005	85	717146	15.3	
32 Malononitrile	66	4.310	4.310	0.0	95	1400206	15.7	
40 Benzaldehyde	77	5.514	5.514	0.0	91	892752	13.3	
41 Phenol	94	5.562	5.562	0.0	98	2058575	14.7	
43 Aniline	93	5.610	5.610	0.0	98	2327767	14.7	
44 Bis(2-chloroethyl)ether	93	5.664	5.664	0.0	97	1310152	14.6	
46 2-Chlorophenol	128	5.717	5.717	0.0	95	1583922	14.6	
47 1,3-Dichlorobenzene	146	5.861	5.867	-0.006	96	1354279	14.4	
48 1,4-Dichlorobenzene	146	5.931	5.931	0.0	92	1673338	14.3	
49 Benzyl alcohol	108	6.027	6.027	0.0	91	1040379	15.4	
50 1,2-Dichlorobenzene	146	6.070	6.070	0.0	94	1306787	14.5	
51 2-Methylphenol	108	6.118	6.118	0.0	95	1502160	15.0	
52 2,2'-oxybis[1-chloropropane]	45	6.150	6.150	0.0	91	1368664	14.6	

Compound	Sig	RT	ADJ RT	DLT RT	Q	Response	On-Col Amt ng/ul	Flags
191 3 & 4 Methylphenol	108	6.252	6.252	0.0	96	1552017	14.8	
56 N-Nitrosodi-n-propylamine	70	6.268	6.268	0.0	80	848436	14.9	
57 Acetophenone	105	6.273	6.273	0.0	95	1714679	14.4	
60 Hexachloroethane	117	6.375	6.375	0.0	92	533536	15.0	
61 Nitrobenzene	77	6.423	6.423	0.0	82	1388013	15.1	
63 Isophorone	82	6.632	6.632	0.0	99	2334482	15.4	
65 2-Nitrophenol	139	6.707	6.707	0.0	94	801642	14.4	
66 1,3,5-Trichlorobenzene	180	6.717	6.717	0.0	96	1124000	14.7	
64 2,4-Dimethylphenol	107	6.723	6.723	0.0	94	1584480	14.9	
69 Benzoic acid	122	6.803	6.765	0.038	81	1680861	30.0	
68 Bis(2-chloroethoxy)methane	93	6.814	6.814	0.0	91	1548356	14.8	
71 2,4-Dichlorophenol	162	6.910	6.910	0.0	94	1263688	15.1	
72 1,2,4-Trichlorobenzene	180	6.990	6.990	0.0	92	1142932	14.7	
73 Naphthalene	128	7.065	7.065	0.0	97	3540834	14.7	
74 4-Chloroaniline	127	7.097	7.097	0.0	85	1708794	15.3	
77 Hexachlorobutadiene	225	7.167	7.167	-0.001	93	606172	14.7	
78 1,2,3-Trichlorobenzene	180	7.188	7.188	0.0	90	1082729	0	
83 Caprolactam	113	7.391	7.380	0.011	85	330237	15.9	
84 4-Chloro-3-methylphenol	107	7.498	7.498	0.0	96	1384704	15.7	
85 2-Methylnaphthalene	142	7.659	7.659	0.0	89	2225086	14.7	
86 1-Methylnaphthalene	142	7.744	7.750	-0.006	90	2138096	14.5	
88 Hexachlorocyclopentadiene	237	7.792	7.792	0.0	87	626565	14.4	
87 1,2,3,5-Tetrachlorobenzene	216	7.787	7.792	-0.005	95	1071060	14.5	
90 2,4,6-Trichlorophenol	196	7.889	7.889	0.0	93	922597	15.8	
91 2,4,5-Trichlorophenol	196	7.921	7.921	0.0	94	984580	15.3	
94 2,4-Toluene diamine	121	8.033	8.033	0.0	97	462880	15.1	
96 1,2,3,4 -Tetrachlorobenzene	216	8.044	8.049	-0.005	95	1048856	0	
95 1,1'-Biphenyl	154	8.054	8.054	0.0	94	2656934	14.5	
98 2-Chloronaphthalene	162	8.081	8.081	0.0	96	2344810	14.7	
100 2-Nitroaniline	65	8.151	8.151	0.0	84	765126	14.4	
103 Dimethyl phthalate	163	8.295	8.295	0.0	98	2439906	15.0	
105 2,6-Dinitrotoluene	165	8.354	8.354	0.0	96	565942	14.5	
106 1,2-Dinitrobenzene	168	8.402	8.402	0.0	87	289965	14.6	
107 Acenaphthylene	152	8.434	8.440	-0.006	92	3551614	15.8	
108 3-Nitroaniline	138	8.498	8.498	0.0	95	722700	14.4	
110 Acenaphthene	153	8.584	8.584	0.0	90	2063719	14.6	
109 2,4-Dinitrophenol	184	8.589	8.589	0.0	81	663498	29.2	
111 4-Nitrophenol	109	8.616	8.611	0.005	90	496792	14.3	
112 2,4-Dinitrotoluene	165	8.696	8.696	0.0	86	770957	14.4	
114 Dibenzofuran	168	8.728	8.728	0.0	88	3143157	14.6	
115 2,3,5,6-Tetrachlorophenol	232	8.787	8.787	0.0	91	830901	14.7	
119 Diethyl phthalate	149	8.894	8.894	0.0	97	2339721	15.1	
121 4-Chlorophenyl phenyl ether	204	9.006	9.012	-0.006	94	1249315	14.9	
123 4-Nitroaniline	138	9.022	9.017	0.005	62	702472	14.3	
124 Fluorene	166	9.022	9.023	-0.001	91	2531431	14.8	
126 4,6-Dinitro-2-methylphenol	198	9.044	9.044	0.0	85	517434	14.5	
130 N-Nitrosodiphenylamine	169	9.103	9.108	-0.005	0	2073080	15.5	
131 Azobenzene	77	9.146	9.146	0.0	98	2784315	15.4	
129 1,2-Diphenylhydrazine	77	9.146	9.146	0.0	0	2784315	15.4	
137 4-Bromophenyl phenyl ether	248	9.429	9.429	0.0	62	721422	15.3	
139 Hexachlorobenzene	284	9.488	9.493	-0.005	90	717490	14.6	
140 Atrazine	200	9.541	9.541	0.0	91	470189	16.0	

Compound	Sig	RT	ADJ RT	DLT RT	Q	Response	On-Col Amt ng/ul	Flags
141 Pentachlorophenol	266	9.648	9.648	0.0	90	1153973	29.4	
146 Phenanthrene	178	9.846	9.846	0.0	97	3592541	14.7	
147 Anthracene	178	9.889	9.889	0.0	97	3668301	16.0	
149 Carbazole	167	10.012	10.012	0.0	81	3496931	15.3	
151 Di-n-butyl phthalate	149	10.279	10.279	0.0	100	3996191	15.3	
157 Fluoranthene	202	10.862	10.862	0.0	97	4053796	15.7	
158 Benzidine	184	10.959	10.964	-0.005	100	2181137	14.9	
160 Pyrene	202	11.076	11.076	0.0	98	4274201	15.4	
166 Butyl benzyl phthalate	149	11.686	11.686	0.0	96	1670244	14.3	
170 3,3'-Dimethoxybenzidine	244	12.301	12.301	0.0	94	980453	14.3	
172 4,4'-Methylene bis(2-chloroanili	231	12.344	12.344	0.0	77	773696	14.5	
173 3,3'-Dichlorobenzidine	252	12.339	12.344	-0.005	68	1699140	14.7	
171 Bis(2-ethylhexyl) phthalate	149	12.376	12.381	-0.005	96	2400113	14.5	
175 Benzo[a]anthracene	228	12.392	12.398	-0.006	98	3899652	15.6	
176 Chrysene	228	12.440	12.446	-0.006	95	3525022	15.0	
178 Di-n-octyl phthalate	149	13.296	13.301	-0.005	99	3846324	14.8	
180 Benzo[b]fluoranthene	252	13.916	13.917	-0.001	95	3786238	15.5	
181 Benzo[k]fluoranthene	252	13.954	13.959	-0.005	95	4164952	16.0	
182 Benzo[a]pyrene	252	14.414	14.419	-0.005	75	3749884	14.3	
186 Indeno[1,2,3-cd]pyrene	276	16.174	16.179	-0.005	98	3922218	15.9	
187 Dibenz(a,h)anthracene	278	16.200	16.211	-0.011	74	3218513	15.9	
188 Benzo[g,h,i]perylene	276	16.628	16.634	-0.006	93	3285630	15.5	
S 189 Methyl Phenols,Total	100				0		15.0	

Report Date: 27-Mar-2013 12:57:17 Chrom Revision: 2.0 01-Feb-2013 10:03:10

TestAmerica Canton

Data File:	\\Ncchrom\ChromData\A4HP7\20130326-18258.b\30326009.D		
Injection Date:	26-Mar-2013 12:41:30	Limit Group:	MSS 8270 DOD ICAL
Client ID:		Instrument ID:	A4HP7
Lims Batch ID:	79445	Lims Sample ID:	9
Operator ID:	001710	Injection Vol:	1.0 ul
Column Type:	5% phenyl	Column Dia:	0.18 mm

Y Scaling:

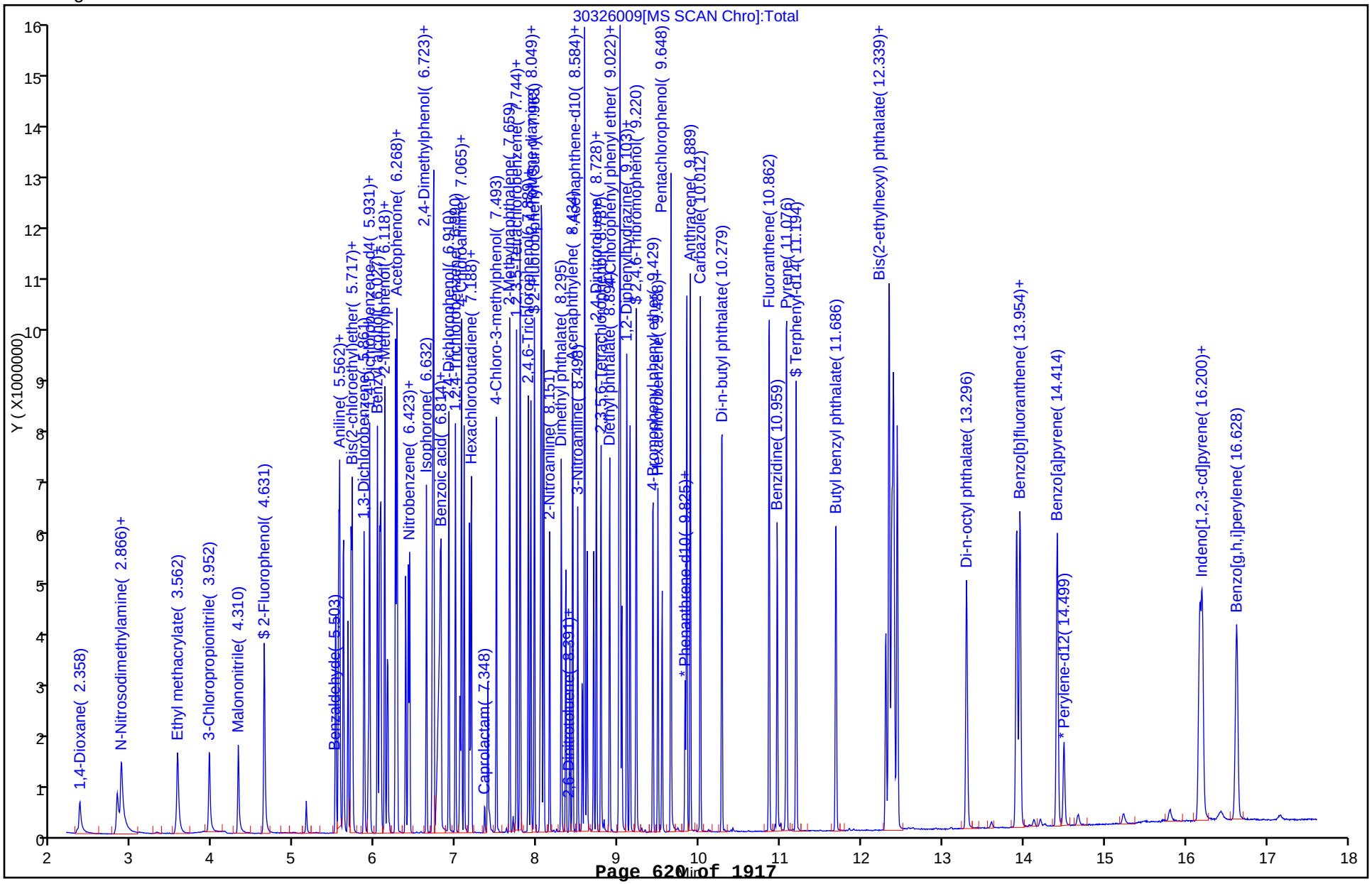

Report Date: 27-Mar-2013 12:57:18 Chrom Revision: 2.0 01-Feb-2013 10:03:10

TestAmerica Canton
Target Compound Quantitation Report

Data File:	\\Ncchrom\ChromData\A4HP7\20130326-18258.b\30326010.D		
Lims ID:	std6 tcl	Client ID:	
Inject. Date:	26-Mar-2013 13:05:30	Dil. Factor:	1.0000
Sample Type:	ICIS	Calib Level:	6
Sample ID:	240-0018258-010		
Misc. Info.:	STD6 TCL		
Operator:	001710	Instrument ID:	A4HP7
Injection Vol:	1.0 ul	ALS Bottle#:	10
Lims Batch ID:	79445	Lims Sample ID:	10
Sublist:	chrom-8270_hp7*sub15		
Detector:	MS SCAN		

Method:	\\Ncchrom\ChromData\A4HP7\20130326-18258.b\8270_hp7.m		
Last Update:	27-Mar-2013 12:57:18	Calib Date:	26-Mar-2013 17:03:30
Quant Method:	Internal Standard	Quant By:	Initial Calibration
Last ICal File:	\\Ncchrom\ChromData\A4HP7\20130326-18258.b\30326020.D		
Limit Group:	MSS 8270 DOD ICAL		
Integrator:	RTE	ID Type:	Deconvolution ID
Column Type:	5% phenyl	Column Dia:	0.18 mm
Process Host:	XAWRK014		

First Level Reviewer: gruberj Date: 26-Mar-2013 13:23:23

Compound	Sig	RT	ADJ RT	DLT RT	Q	Response	On-Col Amt ng/ul	Flags
* 1 1,4-Dichlorobenzene-d4	152	5.915	5.915	0.0	97	265483	4.00	
* 2 Naphthalene-d8	136	7.043	7.043	0.0	99	1039919	4.00	
* 3 Acenaphthene-d10	164	8.557	8.557	0.0	91	608045	4.00	
* 4 Phenanthrene-d10	188	9.825	9.825	0.0	98	969063	4.00	
* 5 Chrysene-d12	240	12.403	12.403	0.0	88	1099308	4.00	
* 6 Perylene-d12	264	14.494	14.494	0.0	96	912884	4.00	
$ 7 2-Fluorophenol	112	4.631	4.631	0.0	93	1039757	9.87	
$ 8 Phenol-d5	99	5.546	5.546	0.0	95	1385274	9.93	
$ 9 Nitrobenzene-d5	82	6.407	6.407	0.0	88	957271	10.3	
$ 10 2-Fluorobiphenyl (Surr)	172	7.963	7.963	0.0	99	1842894	9.70	
$ 11 2,4,6-Tribromophenol	330	9.226	9.226	0.0	92	294115	9.47	
$ 12 Terphenyl-d14	244	11.194	11.194	0.0	98	1776880	9.72	
24 1,4-Dioxane	88	2.353	2.353	0.0	92	420122	9.42	
25 N-Nitrosodimethylamine	74	2.813	2.813	0.0	92	570504	10.3	
26 Pyridine	79	2.866	2.866	0.0	96	1090395	10.4	
27 Ethyl methacrylate	69	3.561	3.561	0.0	87	706236	10.2	
28 3-Chloropropionitrile	54	3.952	3.952	0.0	87	499541	10.1	
32 Malononitrile	66	4.310	4.310	0.0	95	972810	10.4	
40 Benzaldehyde	77	5.508	5.508	0.0	96	695440	9.83	
41 Phenol	94	5.562	5.562	0.0	97	1476159	10.0	
43 Aniline	93	5.605	5.605	0.0	98	1662335	9.96	
44 Bis(2-chloroethyl)ether	93	5.663	5.663	0.0	97	925694	9.82	
46 2-Chlorophenol	128	5.717	5.717	0.0	91	1124712	9.85	
47 1,3-Dichlorobenzene	146	5.861	5.861	0.0	95	975264	9.83	
48 1,4-Dichlorobenzene	146	5.931	5.931	0.0	92	1192018	9.68	
49 Benzyl alcohol	108	6.027	6.027	0.0	91	720165	10.1	
50 1,2-Dichlorobenzene	146	6.070	6.070	0.0	94	914086	9.66	
51 2-Methylphenol	108	6.118	6.118	0.0	95	1055964	10.0	
52 2,2'-oxybis[1-chloropropane]	45	6.150	6.150	0.0	91	962987	9.75	

Compound	Sig	RT	ADJ RT	DLT RT	Q	Response	On-Col Amt ng/ul	Flags
191 3 & 4 Methylphenol	108	6.252	6.252	0.0	96	1091443	9.90	
56 N-Nitrosodi-n-propylamine	70	6.268	6.268	0.0	81	600670	9.99	
57 Acetophenone	105	6.268	6.268	0.0	94	1241282	9.90	
60 Hexachloroethane	117	6.375	6.375	0.0	92	380489	10.2	
61 Nitrobenzene	77	6.423	6.423	0.0	83	995913	10.2	
63 Isophorone	82	6.632	6.632	0.0	99	1631728	10.2	
65 2-Nitrophenol	139	6.706	6.706	0.0	94	562114	9.69	
66 1,3,5-Trichlorobenzene	180	6.717	6.717	0.0	95	789636	9.76	
64 2,4-Dimethylphenol	107	6.722	6.722	0.0	94	1130626	10.1	
69 Benzoic acid	122	6.792	6.792	0.0	84	1078161	20.1	
68 Bis(2-chloroethoxy)methane	93	6.813	6.813	0.0	93	1096909	9.94	
71 2,4-Dichlorophenol	162	6.910	6.910	0.0	94	912308	10.3	
72 1,2,4-Trichlorobenzene	180	6.990	6.990	0.0	90	808990	9.87	
73 Naphthalene	128	7.065	7.065	0.0	97	2467428	9.69	
74 4-Chloroaniline	127	7.097	7.097	0.0	86	1201285	10.2	
77 Hexachlorobutadiene	225	7.166	7.166	0.0	94	433361	9.98	
78 1,2,3-Trichlorobenzene	180	7.188	7.188	0.0	90	750760	0	
83 Caprolactam	113	7.386	7.386	0.0	80	240111	10.9	
84 4-Chloro-3-methylphenol	107	7.498	7.498	0.0	95	954944	10.2	
85 2-Methylnaphthalene	142	7.658	7.658	0.0	90	1572040	9.83	
86 1-Methylnaphthalene	142	7.744	7.744	0.0	90	1526189	9.80	
88 Hexachlorocyclopentadiene	237	7.792	7.792	0.0	94	429847	9.51	
87 1,2,3,5-Tetrachlorobenzene	216	7.787	7.787	0.0	95	761135	9.83	
90 2,4,6-Trichlorophenol	196	7.888	7.888	0.0	92	650890	10.7	
91 2,4,5-Trichlorophenol	196	7.921	7.921	0.0	94	697628	10.3	
94 2,4-Toluene diamine	121	8.033	8.033	0.0	96	296411	9.81	
96 1,2,3,4 -Tetrachlorobenzene	216	8.044	8.044	0.0	95	742696	0	
95 1,1'-Biphenyl	154	8.054	8.054	0.0	94	1838102	9.55	
98 2-Chloronaphthalene	162	8.081	8.081	0.0	96	1638715	9.81	
100 2-Nitroaniline	65	8.151	8.151	0.0	83	532110	9.63	
103 Dimethyl phthalate	163	8.295	8.295	0.0	98	1666867	9.79	
105 2,6-Dinitrotoluene	165	8.354	8.354	0.0	95	384404	9.48	
106 1,2-Dinitrobenzene	168	8.402	8.402	0.0	86	188370	9.18	
107 Acenaphthylene	152	8.434	8.434	0.0	94	2436333	10.3	
108 3-Nitroaniline	138	8.498	8.498	0.0	94	494851	9.51	
110 Acenaphthene	153	8.584	8.584	0.0	91	1439434	9.71	
109 2,4-Dinitrophenol	184	8.589	8.589	0.0	73	433425	19.4	
111 4-Nitrophenol	109	8.611	8.611	0.0	91	341752	9.59	
112 2,4-Dinitrotoluene	165	8.696	8.696	0.0	93	526384	9.49	
114 Dibenzofuran	168	8.728	8.728	0.0	89	2169395	9.64	
115 2,3,5,6-Tetrachlorophenol	232	8.787	8.787	0.0	89	560387	9.54	
119 Diethyl phthalate	149	8.894	8.894	0.0	97	1602197	9.85	
121 4-Chlorophenyl phenyl ether	204	9.006	9.006	0.0	95	848242	9.66	
123 4-Nitroaniline	138	9.017	9.017	0.0	81	488242	9.60	
124 Fluorene	166	9.022	9.022	0.0	92	1789234	9.94	
126 4,6-Dinitro-2-methylphenol	198	9.044	9.044	0.0	85	338424	9.48	
130 N-Nitrosodiphenylamine	169	9.103	9.103	0.0	0	1419987	10.0	
131 Azobenzene	77	9.145	9.145	0.0	98	1930662	10.1	
129 1,2-Diphenylhydrazine	77	9.145	9.145	0.0	0	1930662	10.1	
137 4-Bromophenyl phenyl ether	248	9.429	9.429	0.0	62	490578	9.78	
139 Hexachlorobenzene	284	9.488	9.488	0.0	89	499897	9.59	
140 Atrazine	200	9.541	9.541	0.0	91	330377	10.6	

Compound	Sig	RT	ADJ RT	DLT RT	Q	Response	On-Col Amt ng/ul	Flags
141 Pentachlorophenol	266	9.648	9.648	0.0	89	764114	18.6	
146 Phenanthrene	178	9.841	9.841	0.0	97	2454518	9.47	
147 Anthracene	178	9.889	9.889	0.0	97	2537397	10.4	
149 Carbazole	167	10.012	10.012	0.0	82	2393500	9.87	
151 Di-n-butyl phthalate	149	10.279	10.279	0.0	100	2697028	9.72	
157 Fluoranthene	202	10.857	10.857	0.0	98	2758426	10.1	
158 Benzidine	184	10.959	10.959	0.0	100	1453880	9.58	
160 Pyrene	202	11.071	11.071	0.0	97	2952020	10.0	
166 Butyl benzyl phthalate	149	11.686	11.686	0.0	97	1148070	9.42	
170 3,3'-Dimethoxybenzidine	244	12.296	12.296	0.0	88	644291	9.44	
172 4,4'-Methylene bis(2-chloroanili	231	12.339	12.339	0.0	68	536889	9.62	
173 3,3'-Dichlorobenzidine	252	12.339	12.339	0.0	71	1170164	9.64	
171 Bis(2-ethylhexyl) phthalate	149	12.376	12.376	0.0	96	1625244	9.38	
175 Benzo[a]anthracene	228	12.392	12.392	0.0	97	2666598	10.1	
176 Chrysene	228	12.440	12.440	0.0	95	2427682	9.75	
178 Di-n-octyl phthalate	149	13.296	13.296	0.0	99	2488951	9.86	
180 Benzo[b]fluoranthene	252	13.911	13.911	0.0	94	2624632	10.2	
181 Benzo[k]fluoranthene	252	13.954	13.954	0.0	99	2738407	10.0	
182 Benzo[a]pyrene	252	14.414	14.414	0.0	73	2518111	9.17	
186 Indeno[1,2,3-cd]pyrene	276	16.168	16.168	0.0	94	2675286	10.3	
187 Dibenz(a,h)anthracene	278	16.200	16.200	0.0	85	2204679	10.3	
188 Benzo[g,h,i]perylene	276	16.623	16.623	0.0	92	2225735	9.99	
S 189 Methyl Phenols,Total	100				0		10.0	

Report Date: 27-Mar-2013 12:57:19 Chrom Revision: 2.0 01-Feb-2013 10:03:10

TestAmerica Canton

Data File:	\\Ncchrom\ChromData\A4HP7\20130326-18258.b\30326010.D		
Injection Date:	26-Mar-2013 13:05:30	Limit Group:	MSS 8270 DOD ICAL
Client ID:		Instrument ID:	A4HP7
Lims Batch ID:	79445	Lims Sample ID:	10
Operator ID:	001710	Injection Vol:	1.0 ul
Column Type:	5% phenyl	Column Dia:	0.18 mm

Y Scaling:

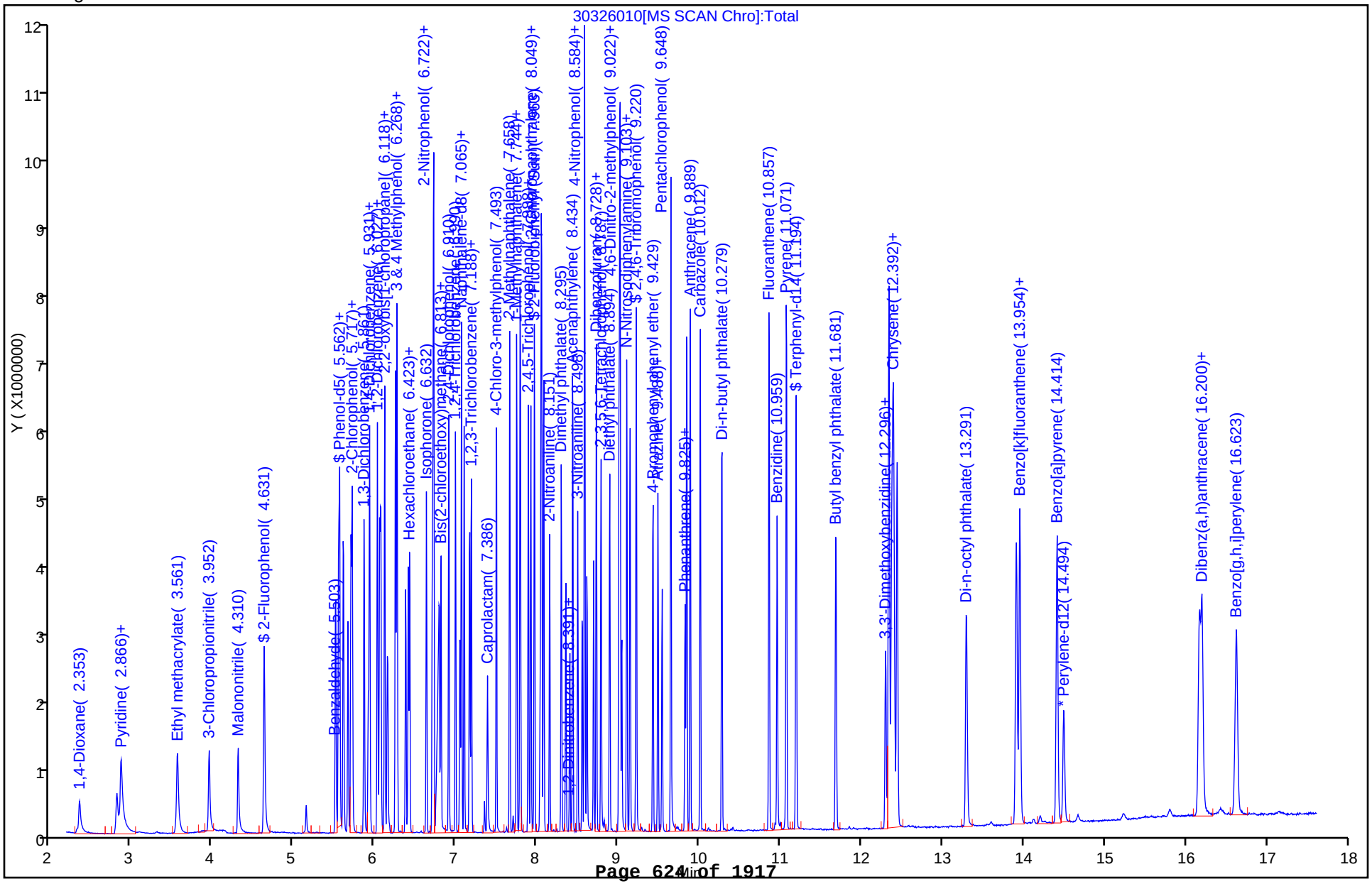

FORM VII
GC/MS SEMI VOA CONTINUING CALIBRATION DATA

Lab Name: TestAmerica Canton Job No.: 240-21987-1

SDG No.:

Lab Sample ID: ICV 240-79445/12 Calibration Date: 03/26/2013 13:52

Instrument ID: A4HP7 Calib Start Date: 02/18/2013 18:36

GC Column: RXI-5SILMS ID: 0.45(mm) Calib End Date: 02/18/2013 20:45

Lab File ID: 30326012.D Conc. Units: ng/uL

ANALYTE	CURVE TYPE	AVE RRF	RRF	MIN RRF	CALC AMOUNT	SPIKE AMOUNT	%D	MAX %D
1,2,4,5-Tetrachlorobenzene	Ave	0.4259		0.0500	0.000550	10.0		20.0
2,6-Dichlorophenol	Ave	0.2266		0.0500	0.0100	10.0		20.0
N-Nitrosopyrrolidine	Ave	0.6641		0.0500	0.00240	10.0		20.0

Report Date: 27-Mar-2013 12:57:23 Chrom Revision: 2.0 01-Feb-2013 10:03:10

TestAmerica Canton
Target Compound Quantitation Report

Data File: \\Ncchrom\ChromData\A4HP7\20130326-18258.b\30326012.D
Lims ID: icv tcli
Client ID:
Inject. Date: 26-Mar-2013 13:52:30
Dil. Factor: 1.0000
Sample Type: ICV
Sample ID: 240-0018258-012
Misc. Info.: ICV TCLI
Operator: 001710
Instrument ID: A4HP7
Injection Vol: 1.0 ul
ALS Bottle#: 12
Lims Batch ID: 79445
Lims Sample ID: 12
Sublist:
Detector: MS SCAN

Method: \\Ncchrom\ChromData\A4HP7\20130326-18258.b\8270_hp7.m
Last Update: 27-Mar-2013 12:57:18
Calib Date: 26-Mar-2013 17:03:30
Quant Method: Internal Standard
Quant By: Initial Calibration
Last ICal File: \\Ncchrom\ChromData\A4HP7\20130326-18258.b\30326020.D
Limit Group: MSS 8270 DOD ICAL
Integrator: RTE
ID Type: Deconvolution ID
Column Type: 5% phenyl
Column Dia: 0.18 mm
Process Host: XAWRK014

First Level Reviewer: gruberj
Date: 26-Mar-2013 14:21:52

Compound	Sig	RT	ADJ RT	DLT RT	Q	Response	On-Col Amt ng/ul	Flags
* 1 1,4-Dichlorobenzene-d4	152	5.915	5.915	0.0	96	222829	4.00	
* 2 Naphthalene-d8	136	7.044	7.043	0.001	99	888114	4.00	
* 3 Acenaphthene-d10	164	8.552	8.557	-0.005	91	525531	4.00	
* 4 Phenanthrene-d10	188	9.819	9.825	-0.006	97	829262	4.00	
* 5 Chrysene-d12	240	12.403	12.403	0.0	94	941529	4.00	
* 6 Perylene-d12	264	14.500	14.494	0.006	97	750991	4.00	
24 1,4-Dioxane	88	2.358	2.353	0.005	91	304873	8.14	M
25 N-Nitrosodimethylamine	74	2.823	2.813	0.010	93	441569	9.53	
40 Benzaldehyde	77	5.514	5.508	0.006	91	79409	1.34	
41 Phenol	94	5.562	5.562	0.0	98	966230	7.82	
43 Aniline	93	5.605	5.605	0.0	98	1035206	7.39	
44 Bis(2-chloroethyl)ether	93	5.664	5.663	0.001	98	794436	10.0	
46 2-Chlorophenol	128	5.717	5.717	0.0	96	749770	7.83	
47 1,3-Dichlorobenzene	146	5.861	5.861	0.0	95	821699	9.86	
48 1,4-Dichlorobenzene	146	5.931	5.931	0.0	92	833728	8.07	
49 Benzyl alcohol	108	6.027	6.027	0.0	92	497052	8.31	
50 1,2-Dichlorobenzene	146	6.070	6.070	0.0	95	795694	10.0	
51 2-Methylphenol	108	6.118	6.118	0.0	96	647843	7.33	
52 2,2'-oxybis[1-chloropropane]	45	6.150	6.150	0.0	91	815533	9.84	
55 N-Nitrosopyrrolidine	100		6.247					
191 3 & 4 Methylphenol	108	6.252	6.252	0.0	96	715572	7.73	
56 N-Nitrosodi-n-propylamine	70	6.263	6.268	-0.005	66	499978	9.90	
57 Acetophenone	105	6.268	6.268	0.0	94	1067740	10.1	
60 Hexachloroethane	117	6.375	6.375	0.0	92	334841	10.7	
61 Nitrobenzene	77	6.423	6.423	0.0	87	830800	10.0	
63 Isophorone	82	6.632	6.632	0.0	99	1420751	10.4	
65 2-Nitrophenol	139	6.707	6.706	0.001	93	363537	7.42	
64 2,4-Dimethylphenol	107	6.723	6.722	0.001	94	710880	7.41	
69 Benzoic acid	122	6.781	6.792	-0.011	83	795298	17.9	

Compound	Sig	RT	ADJ RT	DLT RT	Q	Response	On-Col Amt ng/ul	Flags
68 Bis(2-chloroethoxy)methane	93	6.814	6.813	0.001	97	933385	9.91	
71 2,4-Dichlorophenol	162	6.910	6.910	0.0	95	610203	8.10	
72 1,2,4-Trichlorobenzene	180	6.990	6.990	0.0	92	656953	9.39	
73 Naphthalene	128	7.065	7.065	0.0	97	2182762	10.0	
74 4-Chloroaniline	127	7.097	7.097	0.0	87	861727	8.53	
75 2,6-Dichlorophenol	162		7.108					
77 Hexachlorobutadiene	225	7.161	7.166	-0.005	95	370501	9.99	
83 Caprolactam	113	7.386	7.386	0.0	84	232802	12.4	
84 4-Chloro-3-methylphenol	107	7.493	7.498	-0.005	96	645334	8.09	
85 2-Methylnaphthalene	142	7.659	7.658	0.001	89	1359095	9.96	
88 Hexachlorocyclopentadiene	237	7.792	7.792	0.0	88	366249	9.38	
89 1,2,4,5-Tetrachlorobenzene	216		7.798					
90 2,4,6-Trichlorophenol	196	7.889	7.888	0.001	92	436765	8.28	
91 2,4,5-Trichlorophenol	196	7.921	7.921	0.0	95	475537	8.16	
95 1,1'-Biphenyl	154	8.054	8.054	0.0	95	1685042	10.1	
98 2-Chloronaphthalene	162	8.076	8.081	-0.005	96	1388728	9.62	
100 2-Nitroaniline	65	8.151	8.151	0.0	82	421354	8.85	
103 Dimethyl phthalate	163	8.295	8.295	0.0	99	1560023	10.6	
105 2,6-Dinitrotoluene	165	8.349	8.354	-0.005	92	326584	9.33	
107 Acenaphthylene	152	8.434	8.434	0.0	92	2128294	10.4	
108 3-Nitroaniline	138	8.498	8.498	0.0	94	372511	8.32	
110 Acenaphthene	153	8.584	8.584	0.0	93	1267912	9.90	
109 2,4-Dinitrophenol	184	8.584	8.589	-0.005	69	275087	15.1	
111 4-Nitrophenol	109	8.611	8.611	0.0	90	229816	7.58	
112 2,4-Dinitrotoluene	165	8.696	8.696	0.0	92	456920	9.53	
114 Dibenzofuran	168	8.728	8.728	0.0	88	1923605	9.89	
117 2,3,4,6-Tetrachlorophenol	232		8.819					
119 Diethyl phthalate	149	8.889	8.894	-0.005	97	1451853	10.3	
121 4-Chlorophenyl phenyl ether	204	9.006	9.006	0.0	94	744638	9.81	
123 4-Nitroaniline	138	9.017	9.017	0.0	80	332804	7.64	
124 Fluorene	166	9.023	9.022	0.0	91	1544177	9.93	
126 4,6-Dinitro-2-methylphenol	198	9.039	9.044	-0.005	68	210112	7.27	
130 N-Nitrosodiphenylamine	169	9.103	9.103	0.0	0	1091306	8.98	
131 Azobenzene	77	9.140	9.145	-0.005	98	1757225	10.7	
137 4-Bromophenyl phenyl ether	248	9.429	9.429	0.0	63	416974	9.72	
139 Hexachlorobenzene	284	9.488	9.488	0.0	88	421696	9.46	
140 Atrazine	200	9.536	9.541	-0.005	90	171471	6.43	
141 Pentachlorophenol	266	9.648	9.648	0.0	89	551367	15.8	
146 Phenanthrene	178	9.841	9.841	0.0	97	2204645	9.94	
147 Anthracene	178	9.884	9.889	-0.005	98	2247204	10.8	
149 Carbazole	167	10.012	10.012	0.0	82	2172546	10.5	
151 Di-n-butyl phthalate	149	10.274	10.279	-0.005	100	2462250	10.4	
157 Fluoranthene	202	10.857	10.857	0.0	98	2457583	10.5	
158 Benzidine	184	10.959	10.959	0.0	66	11346	0.5554	
160 Pyrene	202	11.071	11.071	0.0	97	2516150	9.99	
166 Butyl benzyl phthalate	149	11.681	11.686	-0.005	97	1045312	9.99	
173 3,3'-Dichlorobenzidine	252	12.339	12.339	0.0	70	522681	5.17	
171 Bis(2-ethylhexyl) phthalate	149	12.371	12.376	-0.005	97	1445445	9.73	
175 Benzo[a]anthracene	228	12.392	12.392	0.0	98	2351287	10.4	
176 Chrysene	228	12.440	12.440	0.0	94	2318630	10.9	
178 Di-n-octyl phthalate	149	13.296	13.296	0.0	99	2252641	10.7	
180 Benzo[b]fluoranthene	252	13.911	13.911	0.0	93	2273428	10.8	

Compound	Sig	RT	ADJ RT	DLT RT	Q	Response	On-Col Amt ng/ul	Flags
181 Benzo[k]fluoranthene	252	13.954	13.954	0.0	99	2437253	10.8	
182 Benzo[a]pyrene	252	14.414	14.414	0.0	75	1969731	8.73	
186 Indeno[1,2,3-cd]pyrene	276	16.168	16.168	0.0	98	2322059	10.9	
187 Dibenz(a,h)anthracene	278	16.200	16.200	0.0	87	2006234	11.4	
188 Benzo[g,h,i]perylene	276	16.628	16.623	0.005	92	2040120	11.1	

QC Flag Legend

Review Flags
M - Manually Integrated

Report Date: 27-Mar-2013 12:57:23 Chrom Revision: 2.0 01-Feb-2013 10:03:10

TestAmerica Canton

Data File:	\\Ncchrom\ChromData\A4HP7\20130326-18258.b\30326012.D		
Injection Date:	26-Mar-2013 13:52:30	Limit Group:	MSS 8270 DOD ICAL
Client ID:		Instrument ID:	A4HP7
Lims Batch ID:	79445	Lims Sample ID:	12
Operator ID:	001710	Injection Vol:	1.0 ul
Column Type:	5% phenyl	Column Dia:	0.18 mm

Y Scaling:

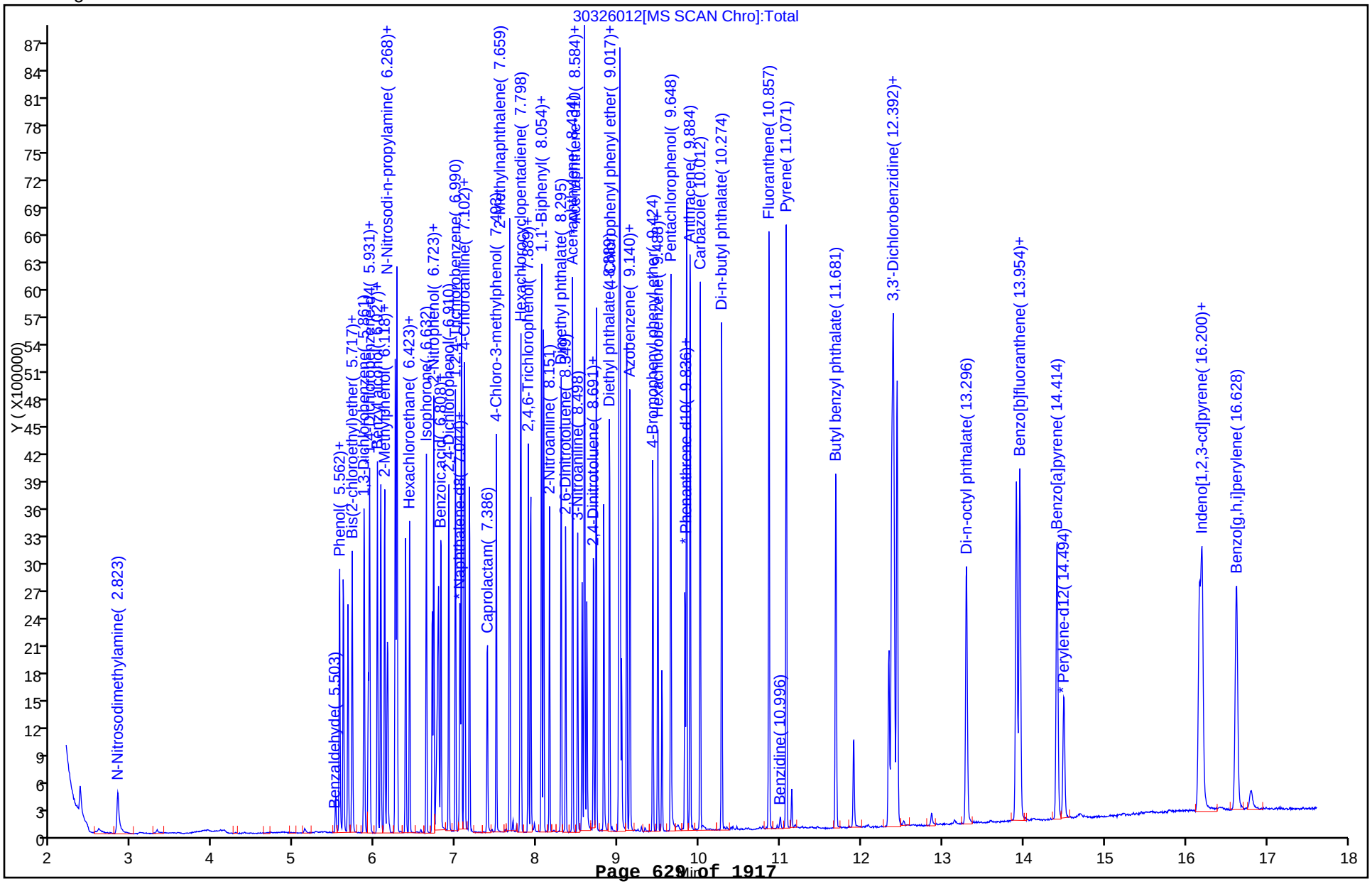

FORM VII
GC/MS SEMI VOA CONTINUING CALIBRATION DATA

Lab Name: TestAmerica Canton Job No.: 240-21987-1

SDG No.:

Lab Sample ID: ICV 240-79445/12 Calibration Date: 03/26/2013 13:52

Instrument ID: A4HP7 Calib Start Date: 03/26/2013 09:55

GC Column: RXI-5SILMS ID: 0.45(mm) Calib End Date: 03/26/2013 13:05

Lab File ID: 30326012.D Conc. Units: ng/uL

ANALYTE	CURVE TYPE	AVE RRF	RRF	MIN RRF	CALC AMOUNT	SPIKE AMOUNT	%D	MAX %D
1,4-Dioxane	Ave	0.6721	0.5473	0.0500	8.14	10.0	-18.6	20.0
N-Nitrosodimethylamine	Ave	0.8317	0.7927	0.0500	9.53	10.0	-4.7	20.0
Benzaldehyde	Ave	1.066	0.1426	0.0500	1.34	10.0	-86.6*	20.0
Phenol	Ave	2.217	1.734	0.0500	7.82	10.0	-21.8*	20.0
Aniline	Ave	2.515	1.858	0.0500	7.39	10.0	-26.1*	20.0
Bis(2-chloroethyl)ether	Ave	1.420	1.426	0.0500	10.0	10.0	0.4	20.0
2-Chlorophenol	Ave	1.720	1.346	0.0500	7.83	10.0	-21.7*	20.0
1,3-Dichlorobenzene	Ave	1.495	1.475	0.0500	9.86	10.0	-1.4	20.0
1,4-Dichlorobenzene	Ave	1.855	1.497	0.0500	8.07	10.0	-19.3	20.0
Benzyl alcohol	Ave	1.074	0.8923	0.0500	8.31	10.0	-16.9	20.0
1,2-Dichlorobenzene	Ave	1.425	1.428	0.0500	10.0	10.0	0.2	20.0
2-Methylphenol	Ave	1.587	1.163	0.0500	7.33	10.0	-26.7*	20.0
bis (2-chloroisopropyl) ether	Ave	1.488	1.464	0.0500	9.84	10.0	-1.6	20.0
3 & 4 Methylphenol	Ave	1.661	1.285	0.0500	7.73	10.0	-22.7*	20.0
N-Nitrosodi-n-propylamine	Ave	0.9063	0.8975	0.0500	9.90	10.0	-1.0	20.0
Acetophenone	Ave	1.890	1.917	0.0500	10.1	10.0	1.4	20.0
Hexachloroethane	Ave	0.5638	0.6011	0.0500	10.7	10.0	6.6	20.0
Nitrobenzene	Ave	0.3745	0.3742	0.0500	9.99	10.0	-0.0	20.0
Isophorone	Ave	0.6139	0.6399	0.0500	10.4	10.0	4.2	20.0
2-Nitrophenol	Lin1		0.1637	0.0500	7.42	10.0	-25.8*	20.0
2,4-Dimethylphenol	Ave	0.4321	0.3202	0.0500	7.41	10.0	-25.9*	20.0
Benzoic acid	Qua		0.1791	0.0500	17.9	20.0	-10.4	20.0
Bis(2-chloroethoxy)methane	Ave	0.4244	0.4204	0.0500	9.91	10.0	-0.9	20.0
2,4-Dichlorophenol	Ave	0.3391	0.2748	0.0500	8.10	10.0	-19.0	20.0
1,2,4-Trichlorobenzene	Ave	0.3152	0.2959	0.0500	9.39	10.0	-6.1	20.0
Naphthalene	Ave	0.9792	0.9831	0.0500	10.0	10.0	0.4	20.0
4-Chloroaniline	Ave	0.4550	0.3881	0.0500	8.53	10.0	-14.7	20.0
Hexachlorobutadiene	Ave	0.1671	0.1669	0.0500	9.99	10.0	-0.1	20.0
Caprolactam	Ave	0.0845	0.1049	0.0500	12.4	10.0	24.1*	20.0
4-Chloro-3-methylphenol	Ave	0.3594	0.2907	0.0500	8.09	10.0	-19.1	20.0
2-Methylnaphthalene	Ave	0.6149	0.6121	0.0500	9.96	10.0	-0.4	20.0
Hexachlorocyclopentadiene	Lin1		0.2788	0.0500	9.38	10.0	-6.2	20.0
2,4,6-Trichlorophenol	Ave	0.4017	0.3324	0.0500	8.28	10.0	-17.2	20.0
2,4,5-Trichlorophenol	Ave	0.4437	0.3620	0.0500	8.16	10.0	-18.4	20.0
1,1'-Biphenyl	Ave	1.266	1.283	0.0500	10.1	10.0	1.3	20.0
2-Chloronaphthalene	Ave	1.099	1.057	0.0500	9.62	10.0	-3.8	20.0
2-Nitroaniline	Lin1		0.3207	0.0500	8.85	10.0	-11.5	20.0
Dimethyl phthalate	Ave	1.120	1.187	0.0500	10.6	10.0	6.1	20.0
2,6-Dinitrotoluene	Lin1		0.2486	0.0500	9.33	10.0	-6.7	20.0
Acenaphthylene	Ave	1.552	1.620	0.0500	10.4	10.0	4.3	20.0

FORM VII
GC/MS SEMI VOA CONTINUING CALIBRATION DATA

Lab Name: TestAmerica Canton Job No.: 240-21987-1

SDG No.:

Lab Sample ID: ICV 240-79445/12 Calibration Date: 03/26/2013 13:52

Instrument ID: A4HP7 Calib Start Date: 03/26/2013 09:55

GC Column: RXI-5SILMS ID: 0.45(mm) Calib End Date: 03/26/2013 13:05

Lab File ID: 30326012.D Conc. Units: ng/uL

ANALYTE	CURVE TYPE	AVE RRF	RRF	MIN RRF	CALC AMOUNT	SPIKE AMOUNT	%D	MAX %D
3-Nitroaniline	Lin1		0.2835	0.0500	8.32	10.0	-16.8	20.0
2,4-Dinitrophenol	Lin1		0.1047	0.0500	15.1	20.0	-24.6*	20.0
Acenaphthene	Ave	0.9747	0.9651	0.0500	9.90	10.0	-1.0	20.0
4-Nitrophenol	Lin1		0.1749	0.0500	7.58	10.0	-24.2*	20.0
2,4-Dinitrotoluene	Lin1		0.3478	0.0500	9.53	10.0	-4.7	20.0
Dibenzofuran	Ave	1.481	1.464	0.0500	9.89	10.0	-1.1	20.0
Diethyl phthalate	Ave	1.070	1.105	0.0500	10.3	10.0	3.3	20.0
4-Chlorophenyl phenyl ether	Ave	0.5777	0.5668	0.0500	9.81	10.0	-1.9	20.0
4-Nitroaniline	Lin1		0.2533	0.0500	7.64	10.0	-23.6*	20.0
Fluorene	Ave	1.184	1.175	0.0500	9.93	10.0	-0.7	20.0
4,6-Dinitro-2-methylphenol	Lin		0.1014	0.0500	7.27	10.0	-27.3*	20.0
N-Nitrosodiphenylamine	Ave	0.5865	0.5264	0.0500	8.98	10.0	-10.2	20.0
4-Bromophenyl phenyl ether	Ave	0.2070	0.2011	0.0500	9.72	10.0	-2.8	20.0
Hexachlorobenzene	Ave	0.2151	0.2034	0.0500	9.46	10.0	-5.4	20.0
Atrazine	Ave	0.1287	0.0827	0.0500	6.43	10.0	-35.7*	20.0
Pentachlorophenol	Lin1		0.1330	0.0500	15.8	20.0	-20.8*	20.0
Phenanthrene	Ave	1.070	1.063	0.0500	9.94	10.0	-0.6	20.0
Anthracene	Ave	1.004	1.084	0.0500	10.8	10.0	8.0	20.0
Carbazole	Ave	1.001	1.048	0.0500	10.5	10.0	4.7	20.0
Di-n-butyl phthalate	Ave	1.146	1.188	0.0500	10.4	10.0	3.7	20.0
Fluoranthene	Ave	1.131	1.185	0.0500	10.5	10.0	4.8	20.0
Benzidine	Lin1		0.0048*	0.0500	0.555	10.0	-94.4*	20.0
Pyrene	Ave	1.070	1.069	0.0500	9.99	10.0	-0.1	20.0
Butyl benzyl phthalate	Lin1		0.4441	0.0500	9.99	10.0	-0.1	20.0
3,3'-Dichlorobenzidine	Lin1		0.2221	0.0500	5.17	10.0	-48.3*	20.0
Bis(2-ethylhexyl) phthalate	Lin1		0.6141	0.0500	9.73	10.0	-2.7	20.0
Benzo[a]anthracene	Ave	0.9641	0.999	0.0500	10.4	10.0	3.6	20.0
Chrysene	Ave	0.9059	0.9851	0.0500	10.9	10.0	8.7	20.0
Di-n-octyl phthalate	Qua		1.200	0.0500	10.7	10.0	6.9	20.0
Benzo[b]fluoranthene	Ave	1.126	1.211	0.0500	10.8	10.0	7.6	20.0
Benzo[k]fluoranthene	Ave	1.199	1.298	0.0500	10.8	10.0	8.2	20.0
Benzo[a]pyrene	Lin1		1.049	0.0500	8.73	10.0	-12.7	20.0
Indeno[1,2,3-cd]pyrene	Ave	1.137	1.237	0.0500	10.9	10.0	8.8	20.0
Dibenz(a,h)anthracene	Ave	0.9357	1.069	0.0500	11.4	10.0	14.2	20.0
Benzo[g,h,i]perylene	Ave	0.9766	1.087	0.0500	11.1	10.0	11.3	20.0

TestAmerica Canton
Target Compound Quantitation Report

Data File: \\Ncchrom\ChromData\A4HP7\20130326-18258.b\30326012.D
Lims ID: icv tcli
Client ID:
Inject. Date: 26-Mar-2013 13:52:30
Dil. Factor: 1.0000
Sample Type: ICV
Sample ID: 240-0018258-012
Misc. Info.: ICV TCLI
Operator: 001710
Instrument ID: A4HP7
Injection Vol: 1.0 ul
ALS Bottle#: 12
Lims Batch ID: 79445
Lims Sample ID: 12
Sublist:
Detector: MS SCAN

Method: \\Ncchrom\ChromData\A4HP7\20130326-18258.b\8270_hp7.m
Last Update: 27-Mar-2013 12:57:18
Calib Date: 26-Mar-2013 17:03:30
Quant Method: Internal Standard
Quant By: Initial Calibration
Last ICal File: \\Ncchrom\ChromData\A4HP7\20130326-18258.b\30326020.D
Limit Group: MSS 8270 DOD ICAL
Integrator: RTE
ID Type: Deconvolution ID
Column Type: 5% phenyl
Column Dia: 0.18 mm
Process Host: XAWRK014

First Level Reviewer: gruberj
Date: 26-Mar-2013 14:21:52

Compound	Sig	RT	ADJ RT	DLT RT	Q	Response	On-Col Amt ng/ul	Flags
* 1 1,4-Dichlorobenzene-d4	152	5.915	5.915	0.0	96	222829	4.00	
* 2 Naphthalene-d8	136	7.044	7.043	0.001	99	888114	4.00	
* 3 Acenaphthene-d10	164	8.552	8.557	-0.005	91	525531	4.00	
* 4 Phenanthrene-d10	188	9.819	9.825	-0.006	97	829262	4.00	
* 5 Chrysene-d12	240	12.403	12.403	0.0	94	941529	4.00	
* 6 Perylene-d12	264	14.500	14.494	0.006	97	750991	4.00	
24 1,4-Dioxane	88	2.358	2.353	0.005	91	304873	8.14	M
25 N-Nitrosodimethylamine	74	2.823	2.813	0.010	93	441569	9.53	
40 Benzaldehyde	77	5.514	5.508	0.006	91	79409	1.34	
41 Phenol	94	5.562	5.562	0.0	98	966230	7.82	
43 Aniline	93	5.605	5.605	0.0	98	1035206	7.39	
44 Bis(2-chloroethyl)ether	93	5.664	5.663	0.001	98	794436	10.0	
46 2-Chlorophenol	128	5.717	5.717	0.0	96	749770	7.83	
47 1,3-Dichlorobenzene	146	5.861	5.861	0.0	95	821699	9.86	
48 1,4-Dichlorobenzene	146	5.931	5.931	0.0	92	833728	8.07	
49 Benzyl alcohol	108	6.027	6.027	0.0	92	497052	8.31	
50 1,2-Dichlorobenzene	146	6.070	6.070	0.0	95	795694	10.0	
51 2-Methylphenol	108	6.118	6.118	0.0	96	647843	7.33	
52 2,2'-oxybis[1-chloropropane]	45	6.150	6.150	0.0	91	815533	9.84	
55 N-Nitrosopyrrolidine	100		6.247					
191 3 & 4 Methylphenol	108	6.252	6.252	0.0	96	715572	7.73	
56 N-Nitrosodi-n-propylamine	70	6.263	6.268	-0.005	66	499978	9.90	
57 Acetophenone	105	6.268	6.268	0.0	94	1067740	10.1	
60 Hexachloroethane	117	6.375	6.375	0.0	92	334841	10.7	
61 Nitrobenzene	77	6.423	6.423	0.0	87	830800	10.0	
63 Isophorone	82	6.632	6.632	0.0	99	1420751	10.4	
65 2-Nitrophenol	139	6.707	6.706	0.001	93	363537	7.42	
64 2,4-Dimethylphenol	107	6.723	6.722	0.001	94	710880	7.41	
69 Benzoic acid	122	6.781	6.792	-0.011	83	795298	17.9	

Compound	Sig	RT	ADJ RT	DLT RT	Q	Response	On-Col Amt ng/ul	Flags
68 Bis(2-chloroethoxy)methane	93	6.814	6.813	0.001	97	933385	9.91	
71 2,4-Dichlorophenol	162	6.910	6.910	0.0	95	610203	8.10	
72 1,2,4-Trichlorobenzene	180	6.990	6.990	0.0	92	656953	9.39	
73 Naphthalene	128	7.065	7.065	0.0	97	2182762	10.0	
74 4-Chloroaniline	127	7.097	7.097	0.0	87	861727	8.53	
75 2,6-Dichlorophenol	162		7.108					
77 Hexachlorobutadiene	225	7.161	7.166	-0.005	95	370501	9.99	
83 Caprolactam	113	7.386	7.386	0.0	84	232802	12.4	
84 4-Chloro-3-methylphenol	107	7.493	7.498	-0.005	96	645334	8.09	
85 2-Methylnaphthalene	142	7.659	7.658	0.001	89	1359095	9.96	
88 Hexachlorocyclopentadiene	237	7.792	7.792	0.0	88	366249	9.38	
89 1,2,4,5-Tetrachlorobenzene	216		7.798					
90 2,4,6-Trichlorophenol	196	7.889	7.888	0.001	92	436765	8.28	
91 2,4,5-Trichlorophenol	196	7.921	7.921	0.0	95	475537	8.16	
95 1,1'-Biphenyl	154	8.054	8.054	0.0	95	1685042	10.1	
98 2-Chloronaphthalene	162	8.076	8.081	-0.005	96	1388728	9.62	
100 2-Nitroaniline	65	8.151	8.151	0.0	82	421354	8.85	
103 Dimethyl phthalate	163	8.295	8.295	0.0	99	1560023	10.6	
105 2,6-Dinitrotoluene	165	8.349	8.354	-0.005	92	326584	9.33	
107 Acenaphthylene	152	8.434	8.434	0.0	92	2128294	10.4	
108 3-Nitroaniline	138	8.498	8.498	0.0	94	372511	8.32	
110 Acenaphthene	153	8.584	8.584	0.0	93	1267912	9.90	
109 2,4-Dinitrophenol	184	8.584	8.589	-0.005	69	275087	15.1	
111 4-Nitrophenol	109	8.611	8.611	0.0	90	229816	7.58	
112 2,4-Dinitrotoluene	165	8.696	8.696	0.0	92	456920	9.53	
114 Dibenzofuran	168	8.728	8.728	0.0	88	1923605	9.89	
117 2,3,4,6-Tetrachlorophenol	232		8.819					
119 Diethyl phthalate	149	8.889	8.894	-0.005	97	1451853	10.3	
121 4-Chlorophenyl phenyl ether	204	9.006	9.006	0.0	94	744638	9.81	
123 4-Nitroaniline	138	9.017	9.017	0.0	80	332804	7.64	
124 Fluorene	166	9.023	9.022	0.0	91	1544177	9.93	
126 4,6-Dinitro-2-methylphenol	198	9.039	9.044	-0.005	68	210112	7.27	
130 N-Nitrosodiphenylamine	169	9.103	9.103	0.0	0	1091306	8.98	
131 Azobenzene	77	9.140	9.145	-0.005	98	1757225	10.7	
137 4-Bromophenyl phenyl ether	248	9.429	9.429	0.0	63	416974	9.72	
139 Hexachlorobenzene	284	9.488	9.488	0.0	88	421696	9.46	
140 Atrazine	200	9.536	9.541	-0.005	90	171471	6.43	
141 Pentachlorophenol	266	9.648	9.648	0.0	89	551367	15.8	
146 Phenanthrene	178	9.841	9.841	0.0	97	2204645	9.94	
147 Anthracene	178	9.884	9.889	-0.005	98	2247204	10.8	
149 Carbazole	167	10.012	10.012	0.0	82	2172546	10.5	
151 Di-n-butyl phthalate	149	10.274	10.279	-0.005	100	2462250	10.4	
157 Fluoranthene	202	10.857	10.857	0.0	98	2457583	10.5	
158 Benzidine	184	10.959	10.959	0.0	66	11346	0.5554	
160 Pyrene	202	11.071	11.071	0.0	97	2516150	9.99	
166 Butyl benzyl phthalate	149	11.681	11.686	-0.005	97	1045312	9.99	
173 3,3'-Dichlorobenzidine	252	12.339	12.339	0.0	70	522681	5.17	
171 Bis(2-ethylhexyl) phthalate	149	12.371	12.376	-0.005	97	1445445	9.73	
175 Benzo[a]anthracene	228	12.392	12.392	0.0	98	2351287	10.4	
176 Chrysene	228	12.440	12.440	0.0	94	2318630	10.9	
178 Di-n-octyl phthalate	149	13.296	13.296	0.0	99	2252641	10.7	
180 Benzo[b]fluoranthene	252	13.911	13.911	0.0	93	2273428	10.8	

Compound	Sig	RT	ADJ RT	DLT RT	Q	Response	On-Col Amt ng/ul	Flags
181 Benzo[k]fluoranthene	252	13.954	13.954	0.0	99	2437253	10.8	
182 Benzo[a]pyrene	252	14.414	14.414	0.0	75	1969731	8.73	
186 Indeno[1,2,3-cd]pyrene	276	16.168	16.168	0.0	98	2322059	10.9	
187 Dibenz(a,h)anthracene	278	16.200	16.200	0.0	87	2006234	11.4	
188 Benzo[g,h,i]perylene	276	16.628	16.623	0.005	92	2040120	11.1	

QC Flag Legend

Review Flags
M - Manually Integrated

Report Date: 27-Mar-2013 12:57:23 Chrom Revision: 2.0 01-Feb-2013 10:03:10

TestAmerica Canton

Data File:	\\Ncchrom\ChromData\A4HP7\20130326-18258.b\30326012.D		
Injection Date:	26-Mar-2013 13:52:30	Limit Group:	MSS 8270 DOD ICAL
Client ID:		Instrument ID:	A4HP7
Lims Batch ID:	79445	Lims Sample ID:	12
Operator ID:	001710	Injection Vol:	1.0 ul
Column Type:	5% phenyl	Column Dia:	0.18 mm

Y Scaling:

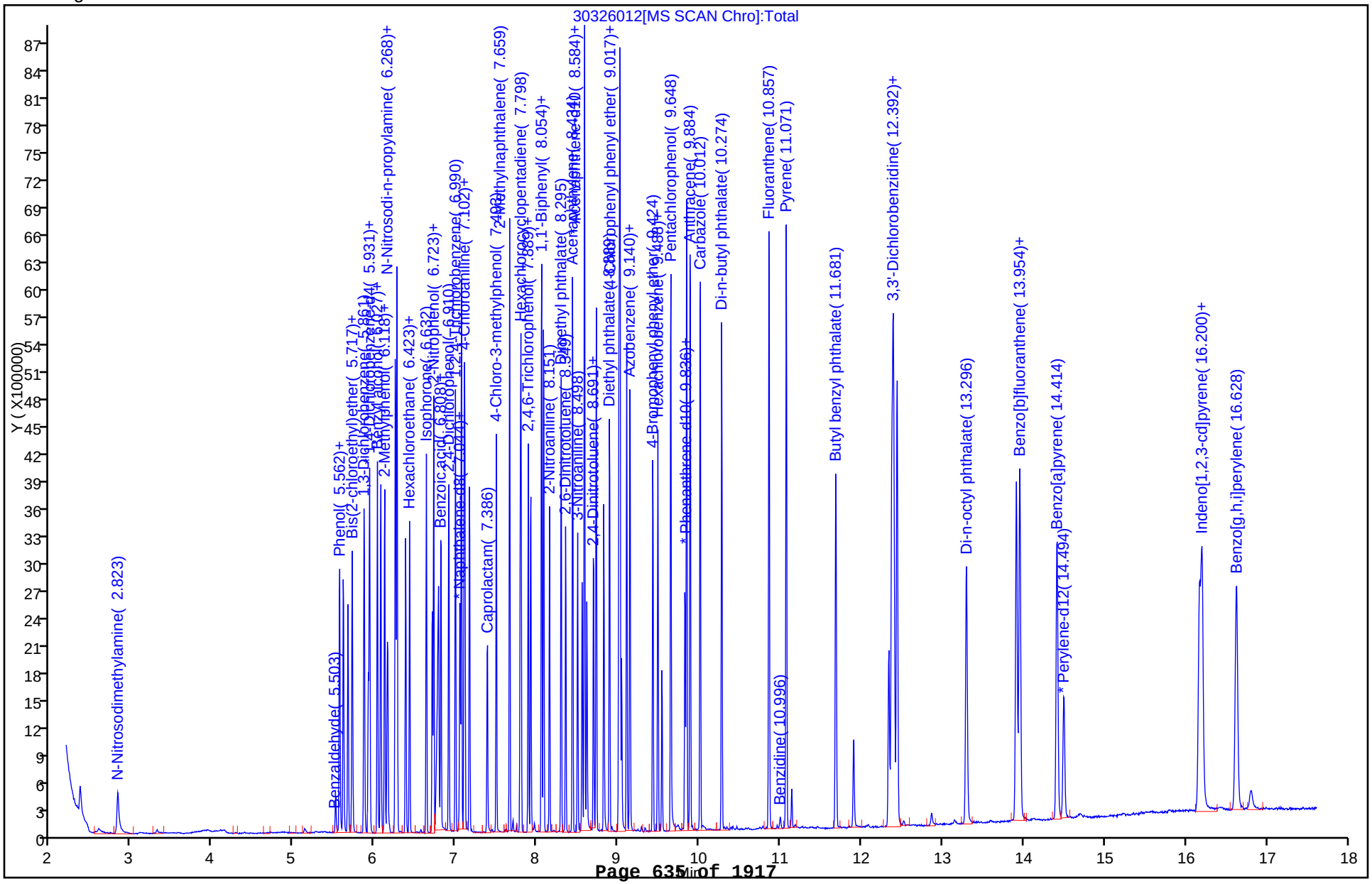

Manual Integration/User Assign Peak Report

TestAmerica Canton

Data File:	\\Ncchrom\ChromData\A4HP7\20130326-18258.b\30326012.D		
Injection Date:	26-Mar-2013 13:52:30	Limit Group:	MSS 8270 DOD ICAL
Client ID:		Instrument ID:	A4HP7
Lims Batch ID:	79445	Lims Sample ID:	12
Operator ID:	001710	Injection Vol:	1.0 ul
Column Type:	5% phenyl	Column Dia:	0.18 mm

24 1,4-Dioxane, Signal: 1, m/z: 88.0 Type: quant, RT: 2.35

Processing Integration Results

RT: 2.36
Response: 297382
Amount: 7.943284

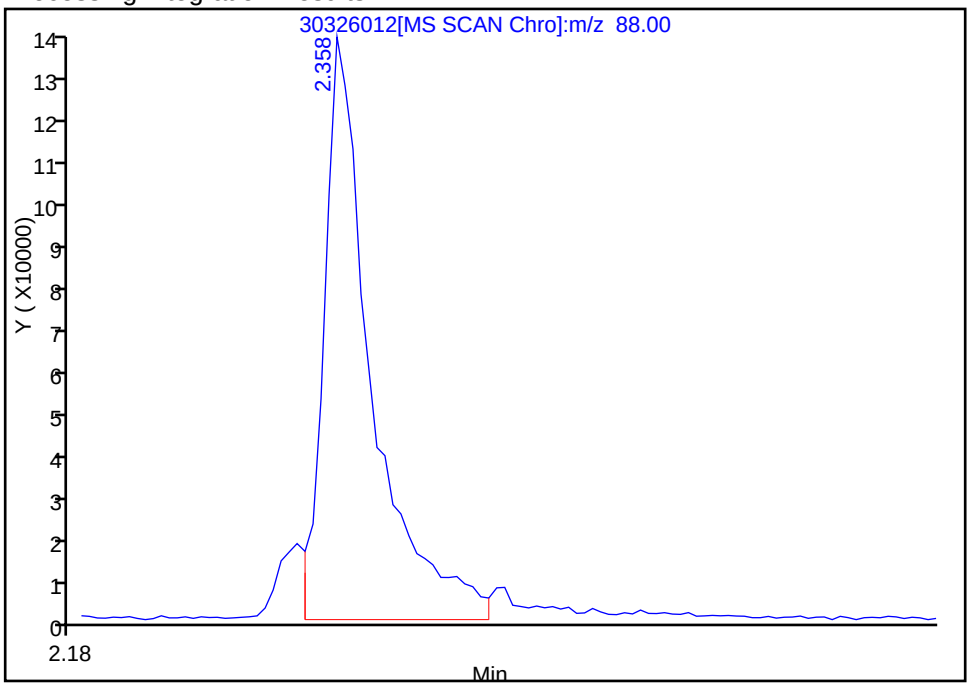

Manual Integration Results

RT: 2.36
Response: 304873
Amount: 8.143374

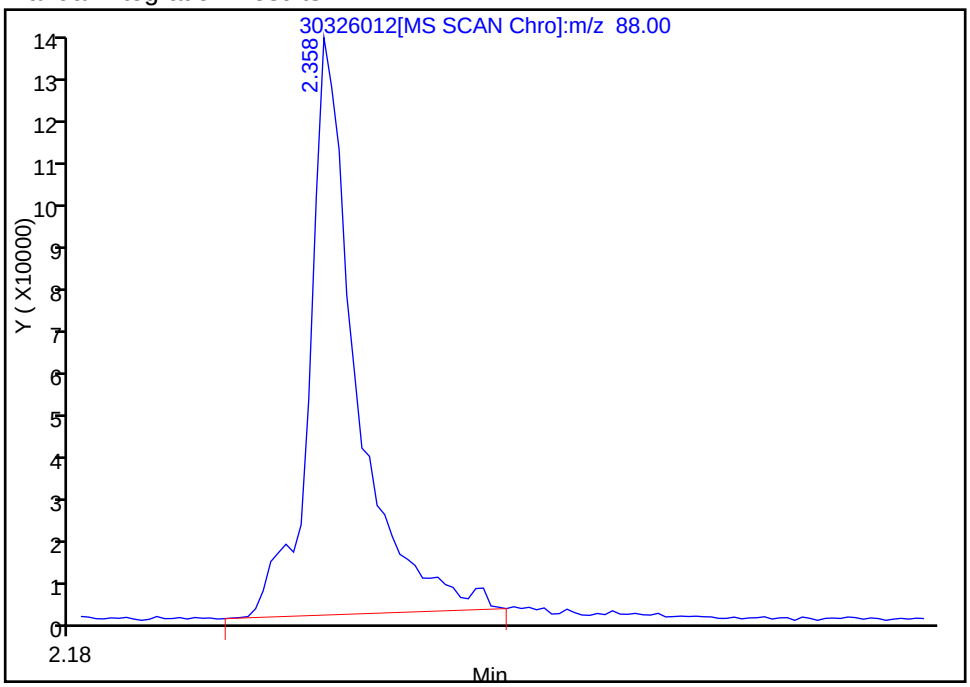

Reviewer: gruberj, 26-Mar-2013 14:21:52
Audit Action: Manually Integrated
Audit Reason: Poor Chromatography

FORM VII
GC/MS SEMI VOA CONTINUING CALIBRATION DATA

Lab Name: TestAmerica Canton Job No.: 240-21987-1

SDG No.:

Lab Sample ID: CCV 240-79745/2 Calibration Date: 03/28/2013 11:18

Instrument ID: A4HP7 Calib Start Date: 03/26/2013 09:55

GC Column: RXI-5SILMS ID: 0.45(mm) Calib End Date: 03/26/2013 13:05

Lab File ID: 30328002.D Conc. Units: ng/uL

ANALYTE	CURVE TYPE	AVE RRF	RRF	MIN RRF	CALC AMOUNT	SPIKE AMOUNT	%D	MAX %D
1,4-Dioxane	Ave	0.6721	0.6472	0.0500	9.63	10.0	-3.7	20.0
N-Nitrosodimethylamine	Ave	0.8317	0.8342	0.0500	10.0	10.0	0.3	20.0
Pyridine	Ave	1.578	1.607	0.0500	10.2	10.0	1.8	20.0
Benzaldehyde	Ave	1.066	1.046	0.0500	9.81	10.0	-1.9	20.0
Phenol	Ave	2.217	2.194	0.0500	9.90	10.0	-1.0	20.0
Aniline	Ave	2.515	2.486	0.0500	9.88	10.0	-1.2	20.0
Bis(2-chloroethyl)ether	Ave	1.420	1.399	0.0500	9.86	10.0	-1.4	20.0
2-Chlorophenol	Ave	1.720	1.694	0.0500	9.85	10.0	-1.5	20.0
1,3-Dichlorobenzene	Ave	1.495	1.451	0.0500	9.71	10.0	-2.9	20.0
1,4-Dichlorobenzene	Ave	1.855	1.829	0.0500	9.86	10.0	-1.4	20.0
Benzyl alcohol	Ave	1.074	1.109	0.0500	10.3	10.0	3.3	20.0
1,2-Dichlorobenzene	Ave	1.425	1.378	0.0500	9.67	10.0	-3.3	20.0
2-Methylphenol	Ave	1.587	1.566	0.0500	9.86	10.0	-1.4	20.0
bis (2-chloroisopropyl) ether	Ave	1.488	1.430	0.0500	9.61	10.0	-3.9	20.0
3 & 4 Methylphenol	Ave	1.661	1.666	0.0500	10.0	10.0	0.3	20.0
N-Nitrosodi-n-propylamine	Ave	0.9063	0.9032	0.0500	9.97	10.0	-0.3	20.0
Acetophenone	Ave	1.890	1.877	0.0500	9.93	10.0	-0.7	20.0
Hexachloroethane	Ave	0.5638	0.5588	0.0500	9.91	10.0	-0.9	20.0
Nitrobenzene	Ave	0.3745	0.3795	0.0500	10.1	10.0	1.3	20.0
Isophorone	Ave	0.6139	0.6269	0.0500	10.2	10.0	2.1	20.0
2-Nitrophenol	Lin1		0.2072	0.0500	9.30	10.0	-7.0	20.0
2,4-Dimethylphenol	Ave	0.4321	0.4320	0.0500	10.0	10.0	-0.0	20.0
Benzoic acid	Qua		0.2187	0.0500	21.0	20.0	5.1	20.0
Bis(2-chloroethoxy)methane	Ave	0.4244	0.4227	0.0500	9.96	10.0	-0.4	20.0
2,4-Dichlorophenol	Ave	0.3391	0.3482	0.0500	10.3	10.0	2.7	20.0
1,2,4-Trichlorobenzene	Ave	0.3152	0.3062	0.0500	9.71	10.0	-2.9	20.0
Naphthalene	Ave	0.9792	0.9515	0.0500	9.72	10.0	-2.8	20.0
4-Chloroaniline	Ave	0.4550	0.4635	0.0500	10.2	10.0	1.9	20.0
Hexachlorobutadiene	Ave	0.1671	0.1705	0.0500	10.2	10.0	2.1	20.0
Caprolactam	Ave	0.0845	0.0981	0.0500	11.6	10.0	16.1	20.0
4-Chloro-3-methylphenol	Ave	0.3594	0.3788	0.0500	10.5	10.0	5.4	20.0
2-Methylnaphthalene	Ave	0.6149	0.6026	0.0500	9.80	10.0	-2.0	20.0
Hexachlorocyclopentadiene	Lin1		0.2892	0.0500	9.73	10.0	-2.7	20.0
2,4,6-Trichlorophenol	Ave	0.4017	0.4150	0.0500	10.3	10.0	3.3	20.0
2,4,5-Trichlorophenol	Ave	0.4437	0.4460	0.0500	10.1	10.0	0.5	20.0
1,1'-Biphenyl	Ave	1.266	1.188	0.0500	9.38	10.0	-6.2	20.0
2-Chloronaphthalene	Ave	1.099	1.054	0.0500	9.59	10.0	-4.1	20.0
2-Nitroaniline	Lin1		0.3309	0.0500	9.12	10.0	-8.8	20.0
Dimethyl phthalate	Ave	1.120	1.090	0.0500	9.74	10.0	-2.6	20.0
2,6-Dinitrotoluene	Lin1		0.2421	0.0500	9.09	10.0	-9.1	20.0

FORM VII
GC/MS SEMI VOA CONTINUING CALIBRATION DATA

Lab Name: TestAmerica Canton Job No.: 240-21987-1

SDG No.:

Lab Sample ID: CCV 240-79745/2 Calibration Date: 03/28/2013 11:18

Instrument ID: A4HP7 Calib Start Date: 03/26/2013 09:55

GC Column: RXI-5SILMS ID: 0.45(mm) Calib End Date: 03/26/2013 13:05

Lab File ID: 30328002.D Conc. Units: ng/uL

ANALYTE	CURVE TYPE	AVE RRF	RRF	MIN RRF	CALC AMOUNT	SPIKE AMOUNT	%D	MAX %D
Acenaphthylene	Ave	1.552	1.565	0.0500	10.1	10.0	0.8	20.0
3-Nitroaniline	Lin1		0.3212	0.0500	9.38	10.0	-6.2	20.0
Acenaphthene	Ave	0.9747	0.9328	0.0500	9.57	10.0	-4.3	20.0
2,4-Dinitrophenol	Lin1		0.1480	0.0500	20.0	20.0	-0.0	20.0
4-Nitrophenol	Lin1		0.2223	0.0500	9.48	10.0	-5.2	20.0
2,4-Dinitrotoluene	Lin1		0.3332	0.0500	9.15	10.0	-8.5	20.0
Dibenzofuran	Ave	1.481	1.392	0.0500	9.40	10.0	-6.0	20.0
Diethyl phthalate	Ave	1.070	1.028	0.0500	9.61	10.0	-3.9	20.0
4-Chlorophenyl phenyl ether	Ave	0.5777	0.5520	0.0500	9.55	10.0	-4.5	20.0
4-Nitroaniline	Lin1		0.3267	0.0500	9.76	10.0	-2.4	20.0
Fluorene	Ave	1.184	1.147	0.0500	9.69	10.0	-3.1	20.0
4,6-Dinitro-2-methylphenol	Lin		0.1497	0.0500	10.1	10.0	0.5	20.0
N-Nitrosodiphenylamine	Ave	0.5865	0.5949	0.0500	10.1	10.0	1.4	20.0
1,2-Diphenylhydrazine(as Azobenzene)	Ave	0.7912	0.7954	0.0500	10.1	10.0	0.5	20.0
4-Bromophenyl phenyl ether	Ave	0.2070	0.2038	0.0500	9.84	10.0	-1.6	20.0
Hexachlorobenzene	Ave	0.2151	0.2064	0.0500	9.60	10.0	-4.0	20.0
Atrazine	Ave	0.1287	0.1385	0.0500	10.8	10.0	7.6	20.0
Pentachlorophenol	Lin1		0.1594	0.0500	18.8	20.0	-5.9	20.0
Phenanthrene	Ave	1.070	1.028	0.0500	9.61	10.0	-3.9	20.0
Anthracene	Ave	1.004	1.046	0.0500	10.4	10.0	4.2	20.0
Carbazole	Ave	1.001	1.005	0.0500	10.0	10.0	0.4	20.0
Di-n-butyl phthalate	Ave	1.146	1.119	0.0500	9.76	10.0	-2.4	20.0
Fluoranthene	Ave	1.131	1.152	0.0500	10.2	10.0	1.9	20.0
Benzidine	Lin1		0.5656	0.0500	10.2	10.0	2.1	20.0
Pyrene	Ave	1.070	1.067	0.0500	9.97	10.0	-0.3	20.0
Butyl benzyl phthalate	Lin1		0.4196	0.0500	9.46	10.0	-5.4	20.0
3,3'-Dichlorobenzidine	Lin1		0.4239	0.0500	9.60	10.0	-4.0	20.0
Bis(2-ethylhexyl) phthalate	Lin1		0.6081	0.0500	9.63	10.0	-3.7	20.0
Benzo[a]anthracene	Ave	0.9641	0.9746	0.0500	10.1	10.0	1.1	20.0
Chrysene	Ave	0.9059	0.8748	0.0500	9.66	10.0	-3.4	20.0
Di-n-octyl phthalate	Qua		1.156	0.0500	10.4	10.0	3.6	20.0
Benzo[b]fluoranthene	Ave	1.126	1.177	0.0500	10.5	10.0	4.6	20.0
Benzo[k]fluoranthene	Ave	1.199	1.215	0.0500	10.1	10.0	1.3	20.0
Benzo[a]pyrene	Lin1		1.123	0.0500	9.34	10.0	-6.6	20.0
Indeno[1,2,3-cd]pyrene	Ave	1.137	1.205	0.0500	10.6	10.0	6.0	20.0
Dibenz(a,h)anthracene	Ave	0.9357	0.9870	0.0500	10.5	10.0	5.5	20.0
Benzo[g,h,i]perylene	Ave	0.9766	1.009	0.0500	10.3	10.0	3.3	20.0
2-Fluorophenol (Surr)	Ave	1.588	1.582	0.0500	9.97	10.0	-0.3	20.0
Phenol-d5 (Surr)	Ave	2.101	2.096	0.0500	9.98	10.0	-0.2	20.0
Nitrobenzene-d5 (Surr)	Ave	0.3566	0.3668	0.0500	10.3	10.0	2.8	20.0

FORM VII
GC/MS SEMI VOA CONTINUING CALIBRATION DATA

Lab Name: TestAmerica Canton Job No.: 240-21987-1

SDG No.:

Lab Sample ID: CCV 240-79745/2 Calibration Date: 03/28/2013 11:18

Instrument ID: A4HP7 Calib Start Date: 03/26/2013 09:55

GC Column: RXI-5SILMS ID: 0.45(mm) Calib End Date: 03/26/2013 13:05

Lab File ID: 30328002.D Conc. Units: ng/uL

ANALYTE	CURVE TYPE	AVE RRF	RRF	MIN RRF	CALC AMOUNT	SPIKE AMOUNT	%D	MAX %D
2-Fluorobiphenyl (Surr)	Ave	1.250	1.187	0.0500	9.50	10.0	-5.0	20.0
2,4,6-Tribromophenol (Surr)	Lin1		0.1897	0.0500	9.29	10.0	-7.1	20.0
Terphenyl-d14 (Surr)	Ave	0.6653	0.6442	0.0500	9.68	10.0	-3.2	20.0

TestAmerica Canton
Target Compound Quantitation Report

Data File: \\Ncchrom\ChromData\A4HP7\20130328-18338.b\30328002.D
Lims ID: ccv tcl
Client ID:
Inject. Date: 28-Mar-2013 11:18:30
Dil. Factor: 1.0000
Sample Type: CCVIS
Sample ID: 240-0018338-002
Misc. Info.: CCV TCL
Operator: 001710
Instrument ID: A4HP7
Injection Vol: 1.0 ul
ALS Bottle#: 2
Lims Batch ID: 79745
Lims Sample ID: 2
Sublist: chrom-8270_hp7*sub15
Detector: MS SCAN

Method: \\Ncchrom\ChromData\A4HP7\20130328-18338.b\8270_hp7.m
Last Update: 29-Mar-2013 09:58:57
Calib Date: 26-Mar-2013 17:03:30
Quant Method: Internal Standard
Quant By: Initial Calibration
Last ICal File: \\Ncchrom\ChromData\A4HP7\20130326-18258.b\30326020.D
Limit Group: MSS 8270 DOD ICAL
Integrator: RTE
ID Type: Deconvolution ID
Column Type: 5% phenyl
Column Dia: 0.18 mm
Process Host: XAWRK008

First Level Reviewer: gruberj
Date: 28-Mar-2013 12:28:36

Compound	Sig	RT	ADJ RT	DLT RT	Q	Response	On-Col Amt ng/ul	Flags
* 1 1,4-Dichlorobenzene-d4	152	5.886	5.886	0.0	98	223513	4.00	
* 2 Naphthalene-d8	136	7.010	7.010	0.0	100	871511	4.00	
* 3 Acenaphthene-d10	164	8.512	8.512	0.0	91	525671	4.00	
* 4 Phenanthrene-d10	188	9.775	9.775	0.0	96	817951	4.00	
* 5 Chrysene-d12	240	12.326	12.326	0.0	92	933395	4.00	
* 6 Perylene-d12	264	14.401	14.401	0.0	96	761709	4.00	
$ 7 2-Fluorophenol	112	4.613	4.613	0.0	92	884230	9.97	
$ 8 Phenol-d5	99	5.523	5.523	0.0	94	1171096	9.98	
$ 9 Nitrobenzene-d5	82	6.378	6.378	0.0	87	799069	10.3	
$ 10 2-Fluorobiphenyl (Surr)	172	7.924	7.924	0.0	99	1560547	9.50	
$ 11 2,4,6-Tribromophenol	330	9.176	9.176	0.0	91	249340	9.29	
$ 12 Terphenyl-d14	244	11.133	11.133	0.0	99	1503293	9.68	
24 1,4-Dioxane	88	2.324	2.324	0.0	91	361621	9.63	M
25 N-Nitrosodimethylamine	74	2.784	2.784	0.0	94	466113	10.0	
26 Pyridine	79	2.838	2.838	0.0	96	897704	10.2	
27 Ethyl methacrylate	69	3.538	3.538	0.0	88	578894	9.93	
28 3-Chloropropionitrile	54	3.934	3.934	0.0	86	411227	9.91	
32 Malononitrile	66	4.292	4.292	0.0	95	825562	10.4	
40 Benzaldehyde	77	5.485	5.485	0.0	93	584472	9.81	
41 Phenol	94	5.539	5.539	0.0	97	1226225	9.90	
43 Aniline	93	5.581	5.581	0.0	98	1389261	9.88	
44 Bis(2-chloroethyl)ether	93	5.640	5.640	0.0	98	781921	9.86	
46 2-Chlorophenol	128	5.688	5.688	0.0	96	946308	9.85	
47 1,3-Dichlorobenzene	146	5.838	5.838	0.0	96	811016	9.71	
48 1,4-Dichlorobenzene	146	5.902	5.902	0.0	92	1022149	9.86	
49 Benzyl alcohol	108	5.999	5.999	0.0	90	619907	10.3	
50 1,2-Dichlorobenzene	146	6.041	6.041	0.0	94	769865	9.67	
51 2-Methylphenol	108	6.090	6.090	0.0	95	874812	9.86	
52 2,2'-oxybis[1-chloropropane]	45	6.122	6.122	0.0	91	799333	9.61	

Compound	Sig	RT	ADJ RT	DLT RT	Q	Response	On-Col Amt ng/ul	Flags
191 3 & 4 Methylphenol	108	6.218	6.218	0.0	96	931009	10.0	
56 N-Nitrosodi-n-propylamine	70	6.234	6.234	0.0	86	504703	9.97	
57 Acetophenone	105	6.239	6.239	0.0	94	1048965	9.93	
60 Hexachloroethane	117	6.346	6.346	0.0	92	312267	9.91	
61 Nitrobenzene	77	6.394	6.394	0.0	83	826727	10.1	
63 Isophorone	82	6.598	6.598	0.0	99	1365867	10.2	
65 2-Nitrophenol	139	6.673	6.673	0.0	96	451480	9.30	
66 1,3,5-Trichlorobenzene	180	6.683	6.683	0.0	94	678211	10.0	
64 2,4-Dimethylphenol	107	6.689	6.689	0.0	91	941291	10.0	
69 Benzoic acid	122	6.753	6.753	0.0	83	952882	21.0	
68 Bis(2-chloroethoxy)methane	93	6.780	6.780	0.0	94	920945	9.96	
71 2,4-Dichlorophenol	162	6.876	6.876	0.0	94	758700	10.3	
72 1,2,4-Trichlorobenzene	180	6.956	6.956	0.0	93	667034	9.71	
73 Naphthalene	128	7.031	7.031	0.0	97	2073066	9.72	
74 4-Chloroaniline	127	7.063	7.063	0.0	86	1009810	10.2	
77 Hexachlorobutadiene	225	7.127	7.127	0.0	95	371509	10.2	
78 1,2,3-Trichlorobenzene	180	7.149	7.149	0.0	92	639952	0	
83 Caprolactam	113	7.346	7.346	0.0	83	213748	11.6	
84 4-Chloro-3-methylphenol	107	7.459	7.459	0.0	93	825262	10.5	
85 2-Methylnaphthalene	142	7.619	7.619	0.0	89	1313011	9.80	
86 1-Methylnaphthalene	142	7.705	7.705	0.0	90	1268828	9.72	
87 1,2,3,5-Tetrachlorobenzene	216	7.748	7.748	0.0	96	654939	9.78	
88 Hexachlorocyclopentadiene	237	7.753	7.753	0.0	90	380114	9.73	
90 2,4,6-Trichlorophenol	196	7.849	7.849	0.0	92	545314	10.3	
91 2,4,5-Trichlorophenol	196	7.881	7.881	0.0	94	586166	10.1	
94 2,4-Toluene diamine	121	7.994	7.994	0.0	96	357123	13.5	
96 1,2,3,4 -Tetrachlorobenzene	216	8.004	8.004	0.0	95	622396	0	
95 1,1'-Biphenyl	154	8.015	8.015	0.0	93	1560593	9.38	
98 2-Chloronaphthalene	162	8.036	8.036	0.0	96	1384903	9.59	
100 2-Nitroaniline	65	8.111	8.111	0.0	82	434914	9.12	
103 Dimethyl phthalate	163	8.256	8.256	0.0	99	1432367	9.74	
105 2,6-Dinitrotoluene	165	8.309	8.309	0.0	95	318155	9.09	
106 1,2-Dinitrobenzene	168	8.357	8.357	0.0	86	158843	8.97	
107 Acenaphthylene	152	8.395	8.395	0.0	94	2057284	10.1	
108 3-Nitroaniline	138	8.454	8.454	0.0	94	422054	9.38	
110 Acenaphthene	153	8.539	8.539	0.0	94	1225818	9.57	
109 2,4-Dinitrophenol	184	8.545	8.545	0.0	74	388978	20.0	
111 4-Nitrophenol	109	8.571	8.571	0.0	89	292130	9.48	
112 2,4-Dinitrotoluene	165	8.652	8.652	0.0	89	437867	9.15	
114 Dibenzofuran	168	8.684	8.684	0.0	91	1829860	9.40	
115 2,3,5,6-Tetrachlorophenol	232	8.742	8.742	0.0	93	465047	9.17	
119 Diethyl phthalate	149	8.849	8.849	0.0	98	1351530	9.61	
121 4-Chlorophenyl phenyl ether	204	8.962	8.962	0.0	93	725457	9.55	
123 4-Nitroaniline	138	8.972	8.972	0.0	81	429365	9.76	
124 Fluorene	166	8.978	8.978	0.0	91	1507645	9.69	
126 4,6-Dinitro-2-methylphenol	198	8.999	8.999	0.0	73	306189	10.1	
130 N-Nitrosodiphenylamine	169	9.058	9.058	0.0	0	1216510	10.1	
131 Azobenzene	77	9.095	9.095	0.0	98	1626408	10.1	
129 1,2-Diphenylhydrazine	77	9.095	9.095	0.0	0	1626496	10.1	
137 4-Bromophenyl phenyl ether	248	9.379	9.379	0.0	64	416763	9.84	
139 Hexachlorobenzene	284	9.443	9.443	0.0	91	422126	9.60	
140 Atrazine	200	9.491	9.491	0.0	91	283222	10.8	

Compound	Sig	RT	ADJ RT	DLT RT	Q	Response	On-Col Amt ng/ul	Flags
141 Pentachlorophenol	266	9.598	9.598	0.0	87	651928	18.8	
146 Phenanthrene	178	9.796	9.796	0.0	97	2102773	9.61	
147 Anthracene	178	9.839	9.839	0.0	97	2139456	10.4	
149 Carbazole	167	9.962	9.962	0.0	82	2054904	10.0	
151 Di-n-butyl phthalate	149	10.224	10.224	0.0	100	2287656	9.76	
157 Fluoranthene	202	10.807	10.807	0.0	97	2356685	10.2	
158 Benzidine	184	10.903	10.903	0.0	99	1319907	10.2	
160 Pyrene	202	11.016	11.016	0.0	97	2490209	9.97	
166 Butyl benzyl phthalate	149	11.615	11.615	0.0	96	979136	9.46	
170 3,3'-Dimethoxybenzidine	244	12.224	12.224	0.0	87	584469	9.98	
172 4,4'-Methylene bis(2-chloroanili	231	12.262	12.262	0.0	72	458265	9.66	
173 3,3'-Dichlorobenzidine	252	12.262	12.262	0.0	66	989133	9.60	
171 Bis(2-ethylhexyl) phthalate	149	12.294	12.294	0.0	95	1418869	9.63	
175 Benzo[a]anthracene	228	12.315	12.315	0.0	98	2274191	10.1	
176 Chrysene	228	12.364	12.364	0.0	95	2041431	9.66	
178 Di-n-octyl phthalate	149	13.203	13.203	0.0	99	2200434	10.4	
180 Benzo[b]fluoranthene	252	13.818	13.818	0.0	94	2242188	10.5	
181 Benzo[k]fluoranthene	252	13.861	13.861	0.0	95	2314385	10.1	
182 Benzo[a]pyrene	252	14.316	14.316	0.0	75	2139210	9.34	
186 Indeno[1,2,3-cd]pyrene	276	16.054	16.054	0.0	98	2294825	10.6	
187 Dibenz(a,h)anthracene	278	16.086	16.086	0.0	73	1879426	10.5	
188 Benzo[g,h,i]perylene	276	16.503	16.503	0.0	92	1920468	10.3	
S 189 Methyl Phenols,Total	100				0		9.86	

QC Flag Legend

Review Flags
M - Manually Integrated

Report Date: 29-Mar-2013 09:58:58 Chrom Revision: 2.0 01-Feb-2013 10:03:10

TestAmerica Canton

Data File:	\\Ncchrom\ChromData\A4HP7\20130328-18338.b\30328002.D		
Injection Date:	28-Mar-2013 11:18:30	Limit Group:	MSS 8270 DOD ICAL
Client ID:		Instrument ID:	A4HP7
Lims Batch ID:	79745	Lims Sample ID:	2
Operator ID:	001710	Injection Vol:	1.0 ul
Column Type:	5% phenyl	Column Dia:	0.18 mm

Y Scaling:

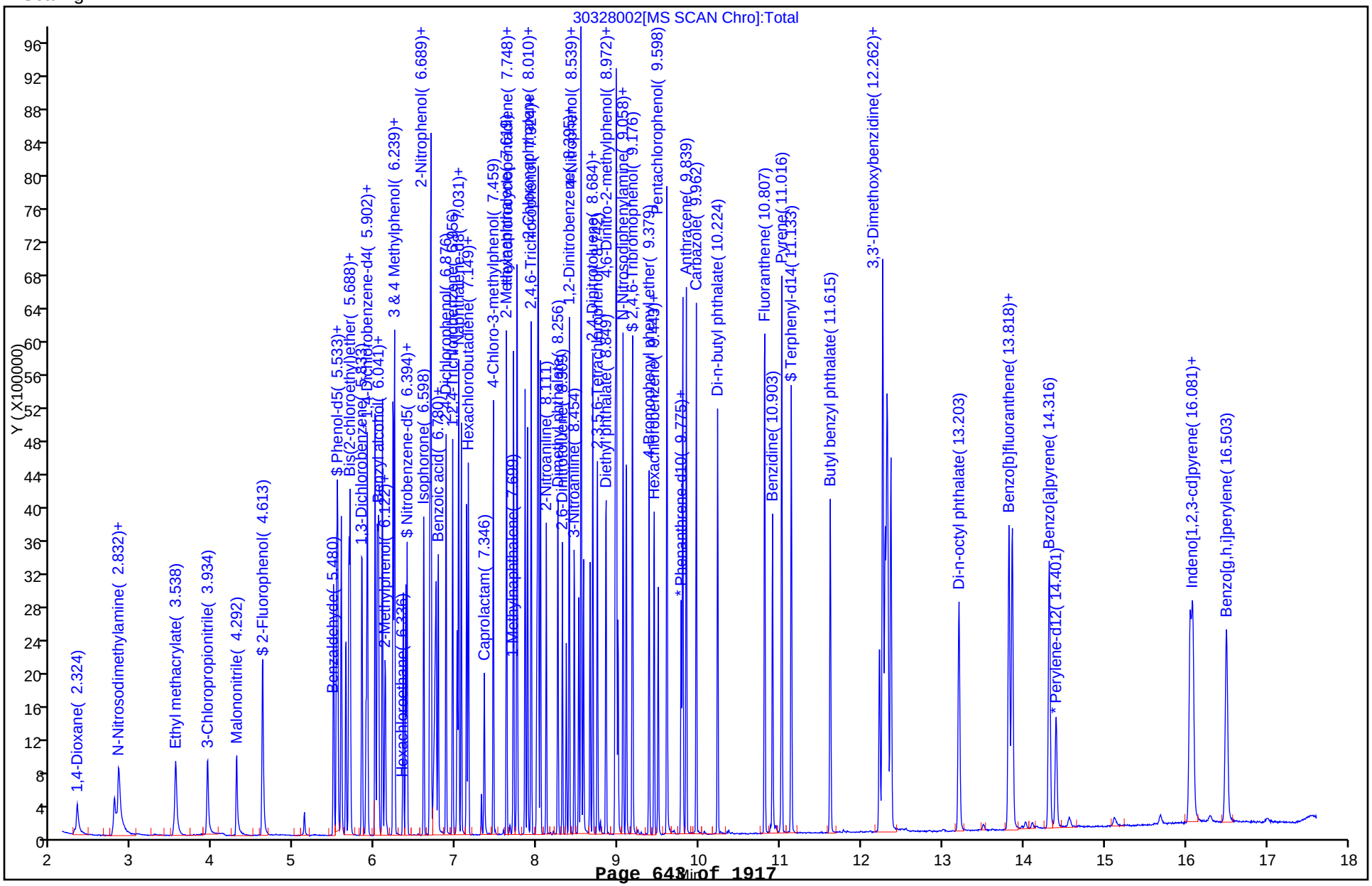

Manual Integration/User Assign Peak Report

TestAmerica Canton

Data File:	\\Ncchrom\ChromData\A4HP7\20130328-18338.b\30328002.D		
Injection Date:	28-Mar-2013 11:18:30	Limit Group:	MSS 8270 DOD ICAL
Client ID:		Instrument ID:	A4HP7
Lims Batch ID:	79745	Lims Sample ID:	2
Operator ID:	001710	Injection Vol:	1.0 ul
Column Type:	5% phenyl	Column Dia:	0.18 mm

24 1,4-Dioxane, Signal: 1, m/z: 88.0 Type: quant, RT: 2.32

Processing Integration Results

RT: 2.32
Response: 328963
Amount: 8.759945

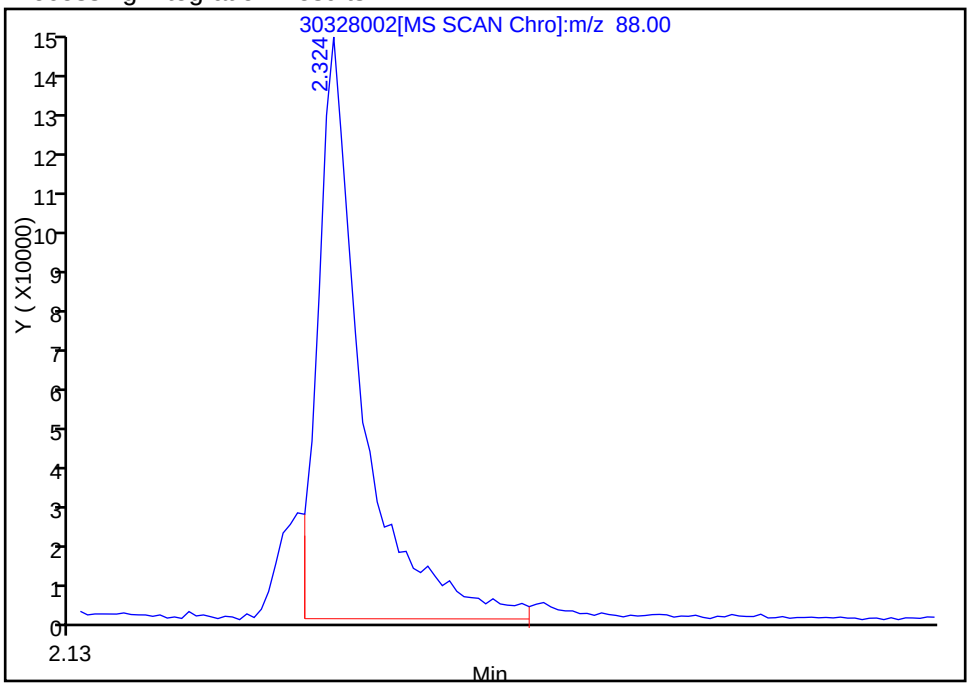

Manual Integration Results

RT: 2.32
Response: 361621
Amount: 9.629594

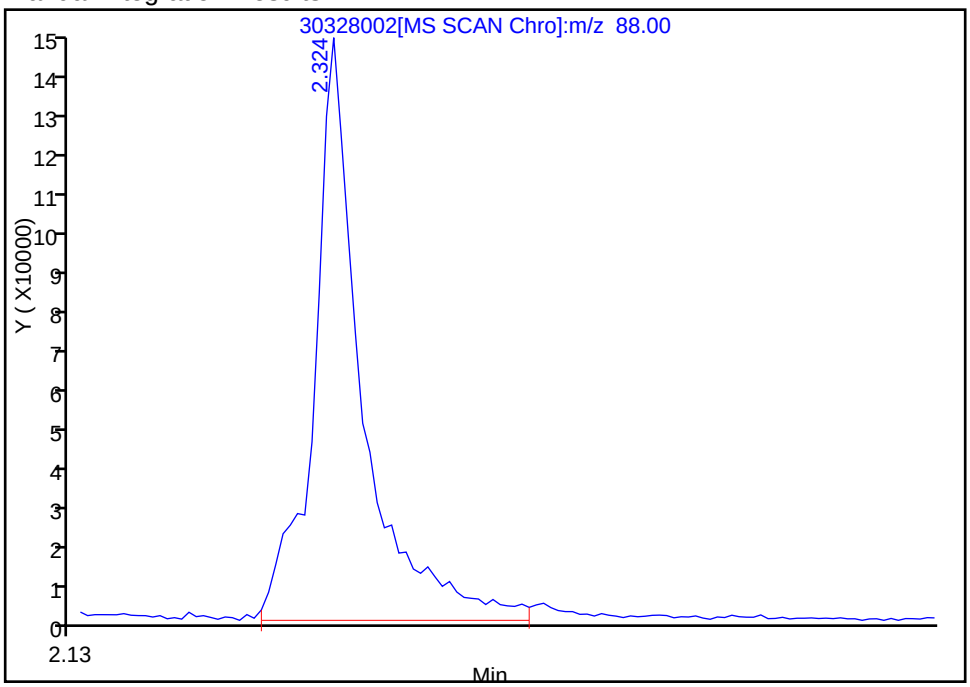

Reviewer: gruberj, 28-Mar-2013 12:28:36
Audit Action: Manually Integrated
Audit Reason: Poor Chromatography

TestAmerica Canton
Target Compound Quantitation Report

Data File:	\\Ncchrom\ChromData\A4HP7\20130326-18258.b\30326001.D		
Lims ID:	dftpp	Client ID:	
Inject. Date:	26-Mar-2013 09:31:30	Dil. Factor:	1.0000
Sample Type:	DFTPP		
Sample ID:	240-0018258-001		
Misc. Info.:	DFTPP		
Operator:	001710	Instrument ID:	A4HP7
Injection Vol:	1.0 ul	ALS Bottle#:	1
Lims Batch ID:	79445	Lims Sample ID:	1
Detector:	MS SCAN		

Method:	\\Ncchrom\ChromData\A4HP7\20130326-18258.b\8270_hp7.m		
Last Update:	27-Mar-2013 08:37:36	Calib Date:	26-Mar-2013 17:03:30
Quant Method:	Internal Standard	Quant By:	Initial Calibration
Last ICal File:	\\Ncchrom\ChromData\A4HP7\20130326-18258.b\30326020.D		
Limit Group:	MSS 8270 DOD ICAL		
Integrator:	RTE	ID Type:	Deconvolution ID
Column Type:	5% phenyl	Column Dia:	0.18 mm
Process Host:	XAWRK014		

First Level Reviewer: gruberj Date: 26-Mar-2013 09:49:17

Compound	Sig	RT	ADJ RT	DLT RT	Q	Response	On-Col Amt ng/ul	Flags
141 Pentachlorophenol	266	9.648	9.648	0.0	87	896633	0	
148 DFTPP								
158 Benzidine	184	10.964	10.964	0.0	99	4804982	0	
164 4,4'-DDE	246	11.135	11.135	0.0	46	3595	0	
163 4,4'-DDD	235	11.477	11.477	0.0	95	80813	0	
168 4,4'-DDT	235	11.809	11.809	0.0	98	1943916	0	

Report Date: 27-Mar-2013 08:37:36 Chrom Revision: 2.0 01-Feb-2013 10:03:10

MS Tune Report

TestAmerica Canton

Data File:	\\Ncchrom\ChromData\A4HP7\20130326-18258.b\30326001.D		
Injection Date:	26-Mar-2013 09:31:30	Limit Group:	MSS 8270 DOD ICAL
Client ID:		Instrument ID:	A4HP7
Lims Batch ID:	79445	Lims Sample ID:	1
Operator ID:	001710	Injection Vol:	1.0 ul
Column Type:	5% phenyl	Column Dia:	0.18 mm
Tune Method:	DFTPP Method CLP OLM4.2		

148 DFTPP

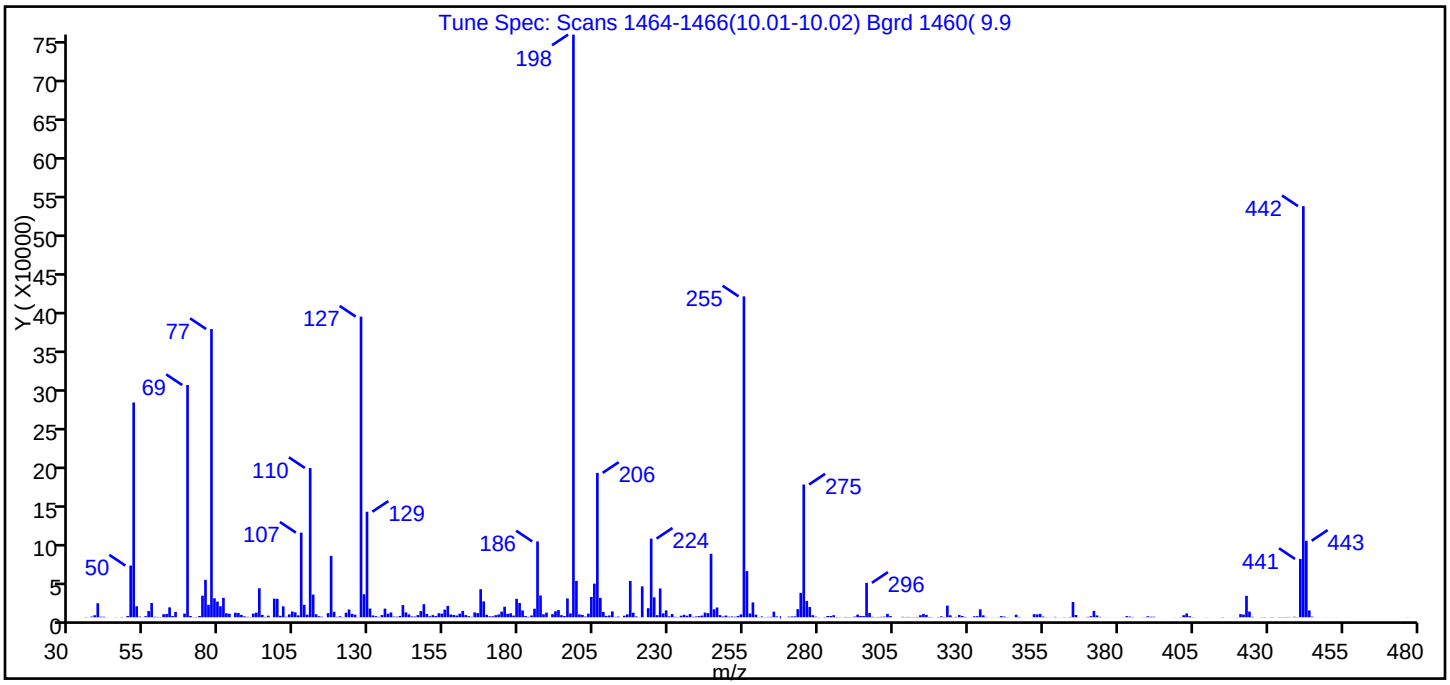

m/z	Ion Abundance Criteria	% Relative Abundance
198	Base Peak, 100% relative abundance	100.00
51	30.00 - 80.00% of mass 198	36.86
68	Less than 2.00% of mass 69	0.63 (1.57)
69	Present	39.86
70	Less than 2.00% of mass 69	0.21 (0.53)
127	25.00 - 75.00% of mass 198	51.60
197	Less than 1.00% of mass 198	0.66
199	5.00 - 9.00% of mass 198	6.24
275	10.00 - 30.00% of mass 198	22.79
365	Greater than 0.75% of mass 198	2.62
441	Present, but less than mass 443%	10.01 (76.23)
442	40.00 - 110.00% of mass 198	70.56
443	15.00 - 24.00% of mass 442	13.13 (18.61)

Report Date: 27-Mar-2013 08:37:36 Chrom Revision: 2.0 01-Feb-2013 10:03:10

Data File: \\Ncchrom\ChromData\A4HP7\20130326-18258.b\30326001.D\8270_hp7.rslt\spectra.d
Injection Date: 26-Mar-2013 09:31:30
Spectrum: Tune Spec: Scans 1464-1466(10.01-10.02) Bgrd 1460(9.9
Base Peak: 198.00
Minimum % Base Peak: 0
Number of Points: 379

m/z	Y	m/z	Y	m/z	Y	m/z	Y
35.00	287	137.00	6242	234.00	2006	333.00	1419
36.00	67	138.00	889	235.00	3236	334.00	10308
37.00	887	139.00	712	236.00	2030	335.00	2489
38.00	2634	140.00	1727	237.00	4201	336.00	420
39.00	18152	141.00	15798	238.00	540	338.00	192
40.00	695	142.00	6331	239.00	1052	339.00	93
41.00	672	143.00	3697	240.00	1564	340.00	149
42.00	204	144.00	1030	241.00	2181	341.00	1537
45.00	193	145.00	892	242.00	5975	342.00	922
47.00	403	146.00	2806	243.00	5353	343.00	309
48.00	82	147.00	7987	244.00	82296	346.00	3325
49.00	1688	148.00	16976	245.00	10288	347.00	507
50.00	67048	149.00	4258	246.00	12653	348.00	53
51.00	278592	150.00	1356	247.00	2845	349.00	52
52.00	14302	151.00	2806	248.00	976	351.00	74
53.00	792	152.00	1556	249.00	2232	352.00	3974
54.00	96	153.00	5183	250.00	736	353.00	3745
55.00	1348	154.00	4755	251.00	930	354.00	4399
56.00	8041	155.00	9943	252.00	641	355.00	927
57.00	18544	156.00	14753	253.00	1740	356.00	200
58.00	566	157.00	3503	254.00	3703	357.00	121
59.00	461	158.00	2936	255.00	416256	358.00	62
60.00	271	159.00	2235	256.00	59880	359.00	475
61.00	3922	160.00	4683	257.00	4896	360.00	81
62.00	4178	161.00	8248	258.00	19296	361.00	53
63.00	12841	162.00	2854	259.00	3344	362.00	229
64.00	1611	163.00	1421	260.00	262	363.00	117
65.00	6924	164.00	555	261.00	979	364.00	453
68.00	4736	165.00	6253	262.00	188	365.00	19768
69.00	301248	166.00	5397	263.00	489	366.00	2920
70.00	1597	167.00	36368	264.00	588	367.00	120
71.00	257	168.00	20584	265.00	7224	369.00	131
72.00	355	169.00	3201	266.00	1094	370.00	504

Report Date: 27-Mar-2013 08:37:36 Chrom Revision: 2.0 01-Feb-2013 10:03:10
Data File: \\Ncchrom\ChromData\A4HP7\20130326-18258.b\30326001.D\8270_hp7.rslt\spectra.d
Injection Date: 26-Mar-2013 09:31:30
Spectrum: Tune Spec: Scans 1464-1466(10.01-10.02) Bgrd 1460(9.9
Base Peak: 198.00
Minimum % Base Peak: 0
Number of Points: 379

m/z	Y	m/z	Y	m/z	Y	m/z	Y
73.00	1620	170.00	1225	267.00	2	371.00	1360
74.00	27960	171.00	1279	268.00	17	372.00	8334
75.00	48576	172.00	2663	269.00	90	373.00	2365
76.00	16196	173.00	3592	270.00	739	374.00	538
77.00	373888	174.00	7284	271.00	1030	376.00	132
78.00	24576	175.00	13633	272.00	1185	377.00	92
79.00	20336	176.00	4443	273.00	10488	379.00	83
80.00	14317	177.00	5129	274.00	31696	380.00	66
81.00	25184	178.00	2176	275.00	172224	382.00	152
82.00	5248	179.00	23936	276.00	21200	383.00	1512
83.00	4511	180.00	18528	277.00	13322	384.00	880
85.00	5848	181.00	8831	278.00	2653	385.00	437
86.00	5592	182.00	1547	279.00	772	386.00	76
87.00	3031	183.00	542	280.00	205	388.00	117
88.00	1240	184.00	2345	282.00	348	389.00	151
89.00	549	185.00	11041	283.00	1654	390.00	1325
90.00	349	186.00	98424	284.00	1640	391.00	639
91.00	4750	187.00	28192	285.00	2656	392.00	736
92.00	6009	188.00	3809	286.00	337	399.00	109
93.00	37640	189.00	6044	287.00	227	401.00	197
94.00	3064	190.00	3	288.00	143	402.00	2647
95.00	455	191.00	3989	289.00	398	403.00	4936
96.00	2060	192.00	7776	290.00	361	404.00	1403
97.00	27	193.00	9364	291.00	176	405.00	309
98.00	24152	194.00	2706	292.00	894	406.00	130
99.00	23912	195.00	1628	293.00	3377	409.00	79
100.00	1838	196.00	24448	294.00	1702	410.00	119
101.00	14166	197.00	4999	295.00	1555	414.00	50
102.00	666	198.00	755840	296.00	44680	415.00	344
103.00	3675	199.00	47136	297.00	5606	417.00	55
104.00	7434	200.00	3663	298.00	557	419.00	54
105.00	6408	201.00	3035	299.00	330	420.00	169
106.00	2487	202.00	882	300.00	384	421.00	4072
107.00	109800	203.00	4686	301.00	613	422.00	3494

Report Date: 27-Mar-2013 08:37:36 Chrom Revision: 2.0 01-Feb-2013 10:03:10
Data File: \\Ncchrom\ChromData\A4HP7\20130326-18258.b\30326001.D\8270_hp7.rslt\spectra.d
Injection Date: 26-Mar-2013 09:31:30
Spectrum: Tune Spec: Scans 1464-1466(10.01-10.02) Bgrd 1460(9.9
Base Peak: 198.00
Minimum % Base Peak: 0
Number of Points: 379

m/z	Y	m/z	Y	m/z	Y	m/z	Y
108.00	16162	204.00	26288	302.00	779	423.00	27776
109.00	3353	205.00	43584	303.00	4425	424.00	7404
110.00	193664	206.00	187328	304.00	1521	425.00	592
111.00	29424	207.00	25136	308.00	567	428.00	239
112.00	3805	208.00	6885	309.00	285	429.00	317
113.00	1350	209.00	1771	310.00	451	430.00	50
114.00	673	210.00	2295	311.00	264	431.00	251
116.00	5330	211.00	7594	312.00	252	432.00	236
117.00	79584	212.00	478	313.00	489	434.00	310
118.00	7113	213.00	883	314.00	2725	435.00	300
119.00	610	215.00	1967	315.00	4357	436.00	283
120.00	1271	216.00	3757	316.00	3102	437.00	416
121.00	295	217.00	47168	317.00	458	438.00	53
122.00	5922	218.00	5872	318.00	251	439.00	641
123.00	10029	219.00	1097	319.00	69	440.00	249
124.00	4389	220.00	157	320.00	356	441.00	75640
125.00	3377	221.00	40040	321.00	1170	442.00	533312
126.00	269	223.00	11809	322.00	382	443.00	99224
127.00	390016	224.00	102024	323.00	15128	444.00	8806
128.00	29848	225.00	25856	324.00	2489	445.00	759
129.00	136896	226.00	2743	325.00	171	446.00	66
130.00	11313	227.00	37344	326.00	501	447.00	98
131.00	2321	228.00	4994	327.00	2928	448.00	52
132.00	1430	229.00	8888	328.00	1574	450.00	102
133.00	553	230.00	1249	329.00	481	453.00	89
134.00	2838	231.00	4118	330.00	109	457.00	63
135.00	11192	232.00	571	331.00	100	477.00	142
136.00	4574	233.00	425	332.00	1247		

Breakdown Report

TestAmerica Canton

Data File:	\\Ncchrom\ChromData\A4HP7\20130326-18258.b\30326001.D		
Injection Date:	26-Mar-2013 09:31:30	Limit Group:	MSS 8270 DOD ICAL
Client ID:		Instrument ID:	A4HP7
Lims Batch ID:	79445	Lims Sample ID:	1
Operator ID:	001710	Injection Vol:	1.0 ul
Column Type:	5% phenyl	Column Dia:	0.18 mm

168 4,4'-DDT, Detector: MS SCAN

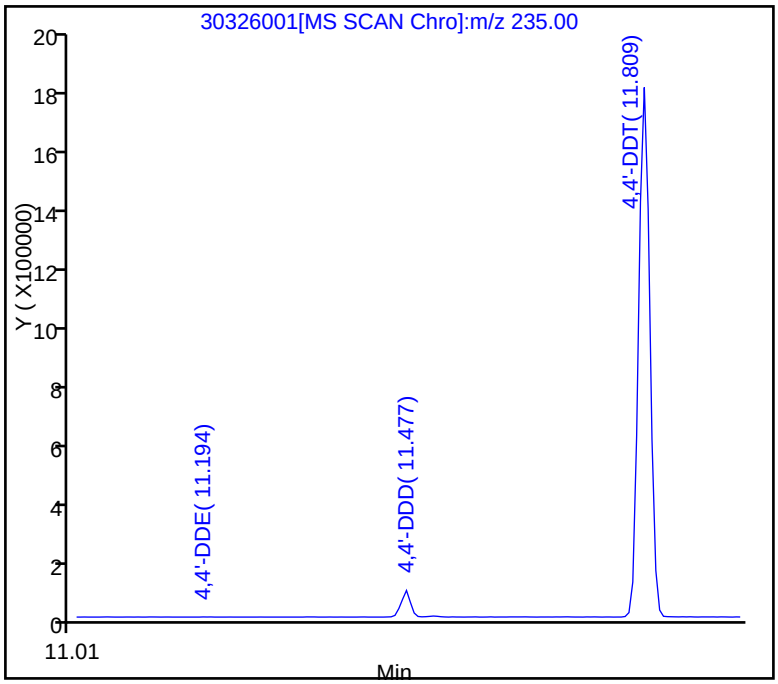

SW-846 Method

%Breakdown =
(Area Breakdown Cpnds/
Total Area Breakdown Cpnds) * 100

168 4,4'-DDT, Area = 1943916
163 4,4'-DDD, Area = 80813
164 4,4'-DDE, Area = 3595

%Breakdown: 4.16%, Max Limit: 20.00%
Passed

Report Date: 27-Mar-2013 08:37:36 Chrom Revision: 2.0 01-Feb-2013 10:03:10

Peak Tailing Report

TestAmerica Canton

Data File:	\\Ncchrom\ChromData\A4HP7\20130326-18258.b\30326001.D		
Injection Date:	26-Mar-2013 09:31:30	Limit Group:	MSS 8270 DOD ICAL
Client ID:		Instrument ID:	A4HP7
Lims Batch ID:	79445	Lims Sample ID:	1
Operator ID:	001710	Injection Vol:	1.0 ul
Column Type:	5% phenyl	Column Dia:	0.18 mm

158 Benzidine, Detector: MS SCAN

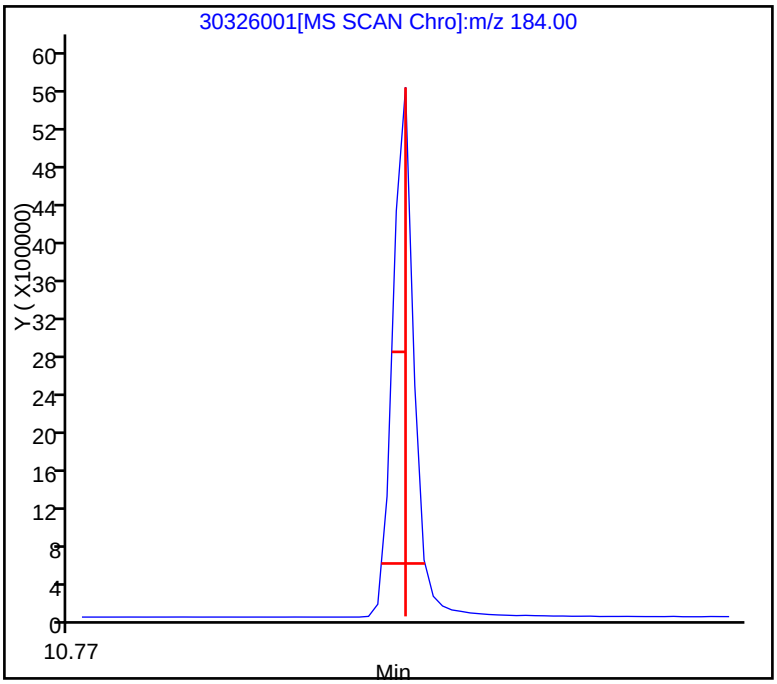

Peak Tailing Factor =
BackWidth/FrontWidth @ 10% Peak Height

Back Width = 0.011 (min.)
Front Width = 0.014 (min.)

Tailing Factor = 0.8, Max. Tailing < 3.00
Passed

Report Date: 27-Mar-2013 08:37:36 Chrom Revision: 2.0 01-Feb-2013 10:03:10

Peak Tailing Report

TestAmerica Canton

Data File:	\\Ncchrom\ChromData\A4HP7\20130326-18258.b\30326001.D		
Injection Date:	26-Mar-2013 09:31:30	Limit Group:	MSS 8270 DOD ICAL
Client ID:		Instrument ID:	A4HP7
Lims Batch ID:	79445	Lims Sample ID:	1
Operator ID:	001710	Injection Vol:	1.0 ul
Column Type:	5% phenyl	Column Dia:	0.18 mm

141 Pentachlorophenol, Detector: MS SCAN

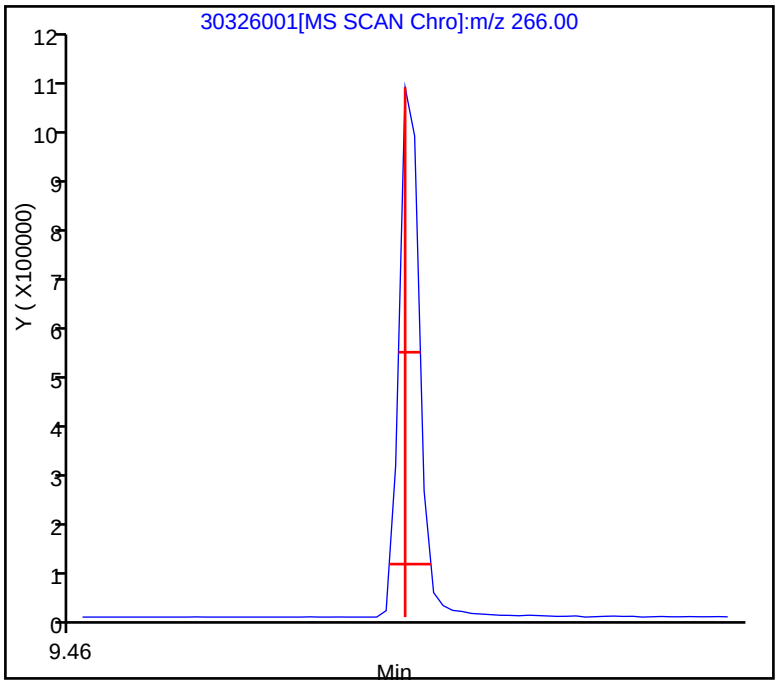

Peak Tailing Factor =
BackWidth/FrontWidth @ 10% Peak Height

Back Width = 0.015 (min.)
Front Width = 0.009 (min.)

Tailing Factor = 1.6, Max. Tailing < 5.00
Passed

TestAmerica Canton
Target Compound Quantitation Report

Data File:	\\Ncchrom\ChromData\A4HP7\20130328-18338.b\30328001.D		
Lims ID:	dftpp	Client ID:	
Inject. Date:	28-Mar-2013 10:54:30	Dil. Factor:	1.0000
Sample Type:	DFTPP		
Sample ID:	240-0018338-001		
Misc. Info.:	DFTPP		
Operator:	001710	Instrument ID:	A4HP7
Injection Vol:	1.0 ul	ALS Bottle#:	1
Lims Batch ID:	79745	Lims Sample ID:	1
Detector:	MS SCAN		

Method:	\\Ncchrom\ChromData\A4HP7\20130328-18338.b\8270_hp7.m		
Last Update:	29-Mar-2013 09:58:56	Calib Date:	26-Mar-2013 17:03:30
Quant Method:	Internal Standard	Quant By:	Initial Calibration
Last ICal File:	\\Ncchrom\ChromData\A4HP7\20130326-18258.b\30326020.D		
Limit Group:	MSS 8270 DOD ICAL		
Integrator:	RTE	ID Type:	Deconvolution ID
Column Type:	5% phenyl	Column Dia:	0.18 mm
Process Host:	XAWRK008		

First Level Reviewer: gruberj Date: 28-Mar-2013 11:18:39

Compound	Sig	RT	ADJ RT	DLT RT	Q	Response	On-Col Amt ng/ul	Flags
141 Pentachlorophenol	266	9.598	9.598	0.0	87	841061	0	
148 DFTPP								
158 Benzidine	184	10.903	10.903	0.0	99	5008729	0	
164 4,4'-DDE	246	11.069	11.069	0.0	1	1085	0	
163 4,4'-DDD	235	11.449	11.449	0.0	3	3497	0	
168 4,4'-DDT	235	11.738	11.738	0.0	98	2120834	0	

Report Date: 29-Mar-2013 09:58:57 Chrom Revision: 2.0 01-Feb-2013 10:03:10

MS Tune Report

TestAmerica Canton

Data File:	\\Ncchrom\ChromData\A4HP7\20130328-18338.b\30328001.D		
Injection Date:	28-Mar-2013 10:54:30	Limit Group:	MSS 8270 DOD ICAL
Client ID:		Instrument ID:	A4HP7
Lims Batch ID:	79745	Lims Sample ID:	1
Operator ID:	001710	Injection Vol:	1.0 ul
Column Type:	5% phenyl	Column Dia:	0.18 mm
Tune Method:	DFTPP Method CLP OLM4.2		

148 DFTPP

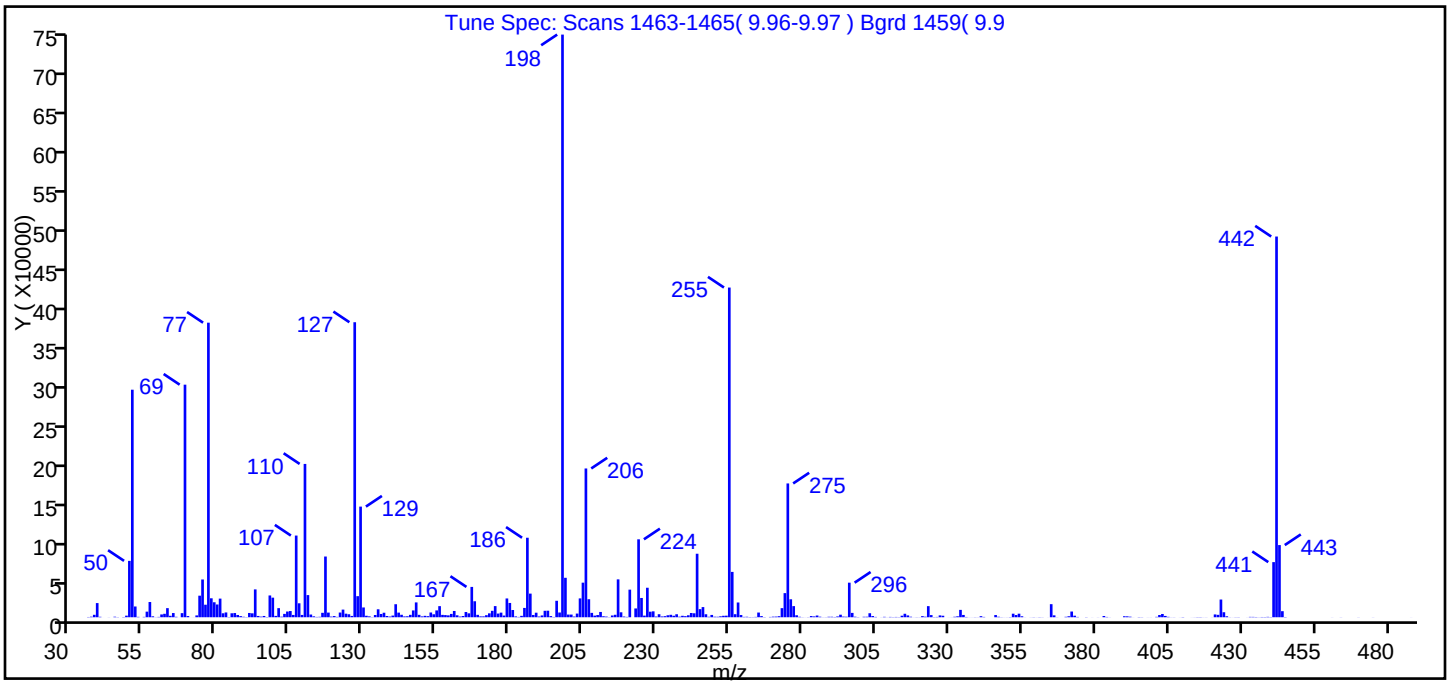

m/z	Ion Abundance Criteria	% Relative Abundance
198	Base Peak, 100% relative abundance	100.00
51	30.00 - 80.00% of mass 198	39.05
68	Less than 2.00% of mass 69	0.70 (1.77)
69	Present	39.92
70	Less than 2.00% of mass 69	0.21 (0.52)
127	25.00 - 75.00% of mass 198	50.63
197	Less than 1.00% of mass 198	0.81
199	5.00 - 9.00% of mass 198	6.77
275	10.00 - 30.00% of mass 198	22.97
365	Greater than 0.75% of mass 198	2.25
441	Present, but less than mass 443%	9.46 (76.39)
442	40.00 - 110.00% of mass 198	65.34
443	15.00 - 24.00% of mass 442	12.39 (18.96)

Data File: \\Ncchrom\ChromData\A4HP7\20130328-18338.b\30328001.D\8270_hp7.rslt\spectra.d
Injection Date: 28-Mar-2013 10:54:30
Spectrum: Tune Spec: Scans 1463-1465(9.96-9.97) Bgrd 1459(9.9
Base Peak: 198.00
Minimum % Base Peak: 0
Number of Points: 381

m/z	Y	m/z	Y	m/z	Y	m/z	Y
36.00	353	136.00	4215	233.00	1393	333.00	1202
37.00	734	137.00	5807	234.00	2543	334.00	9469
38.00	3140	138.00	1624	235.00	3158	335.00	2964
39.00	18176	139.00	886	236.00	1926	336.00	388
40.00	575	140.00	2144	237.00	3840	337.00	91
41.00	15	141.00	16704	238.00	766	338.00	72
43.00	95	142.00	5942	239.00	1873	339.00	178
45.00	685	143.00	3172	240.00	1395	340.00	122
46.00	220	144.00	1060	241.00	2527	341.00	1385
48.00	307	145.00	1264	242.00	5465	342.00	433
49.00	2054	146.00	3096	243.00	5089	346.00	2832
50.00	72304	147.00	8757	244.00	81448	347.00	661
51.00	291776	148.00	19040	245.00	10396	348.00	186
52.00	13809	149.00	3097	246.00	13034	349.00	81
53.00	514	150.00	1105	247.00	3849	350.00	102
55.00	477	151.00	1836	248.00	628	351.00	282
56.00	7191	152.00	1399	249.00	2976	352.00	4561
57.00	19536	153.00	6090	250.00	687	353.00	2855
58.00	1203	154.00	3810	251.00	628	354.00	4568
59.00	134	155.00	8771	252.00	1233	355.00	1252
60.00	459	156.00	14263	253.00	1893	356.00	83
61.00	3613	157.00	3049	254.00	2031	358.00	89
62.00	4433	158.00	2778	255.00	422784	359.00	204
63.00	11686	159.00	2421	256.00	58160	360.00	80
64.00	1867	160.00	4285	257.00	3918	361.00	221
65.00	5404	161.00	8059	258.00	18936	362.00	131
66.00	571	162.00	2524	259.00	2852	364.00	52
67.00	28	163.00	891	260.00	477	365.00	16784
68.00	5265	164.00	1611	261.00	627	366.00	2432
69.00	298240	165.00	6741	262.00	313	367.00	126
70.00	1550	166.00	5023	263.00	242	370.00	588
71.00	39	167.00	38904	264.00	455	371.00	1275
72.00	72	168.00	20512	265.00	6032	372.00	7352

Report Date: 29-Mar-2013 09:58:57 Chrom Revision: 2.0 01-Feb-2013 10:03:10
Data File: \\Ncchrom\ChromData\A4HP7\20130328-18338.b\30328001.D\8270_hp7.rslt\spectra.d
Injection Date: 28-Mar-2013 10:54:30
Spectrum: Tune Spec: Scans 1463-1465(9.96-9.97) Bgrd 1459(9.9
Base Peak: 198.00
Minimum % Base Peak: 0
Number of Points: 381

m/z	Y	m/z	Y	m/z	Y	m/z	Y
73.00	2361	169.00	3103	266.00	1478	373.00	2001
74.00	27664	170.00	1120	267.00	257	374.00	432
75.00	48432	171.00	1129	269.00	420	377.00	220
76.00	16077	172.00	2643	270.00	776	379.00	59
77.00	377728	173.00	5009	271.00	846	381.00	90
78.00	24320	174.00	8244	272.00	1351	383.00	1593
79.00	19224	175.00	14299	273.00	11676	384.00	418
80.00	16365	176.00	4714	274.00	30944	385.00	92
81.00	23904	177.00	5921	275.00	171584	390.00	1284
82.00	5107	178.00	2174	276.00	23048	391.00	1165
83.00	6168	179.00	24112	277.00	14278	392.00	741
84.00	357	180.00	18336	278.00	2561	393.00	66
85.00	5107	181.00	9295	279.00	632	395.00	262
86.00	5405	182.00	1081	280.00	168	396.00	187
87.00	2928	183.00	428	281.00	72	398.00	70
88.00	1457	184.00	1812	282.00	190	399.00	76
89.00	613	185.00	11965	283.00	1538	401.00	521
90.00	268	186.00	101960	284.00	1078	402.00	2866
91.00	5495	187.00	30320	285.00	2235	403.00	4188
92.00	5039	188.00	2921	286.00	716	404.00	1705
93.00	35728	189.00	5835	287.00	130	405.00	542
94.00	1661	190.00	955	288.00	170	406.00	103
95.00	804	191.00	2318	289.00	623	407.00	131
96.00	1647	192.00	8303	290.00	641	409.00	63
97.00	339	193.00	8403	291.00	360	410.00	270
98.00	27952	194.00	1503	292.00	1028	413.00	53
99.00	25128	195.00	368	293.00	3283	414.00	113
100.00	1747	196.00	21120	294.00	838	415.00	240
101.00	11686	197.00	6079	295.00	682	416.00	249
102.00	741	198.00	747136	296.00	44344	417.00	82
103.00	4324	199.00	50600	297.00	5585	418.00	101
104.00	7356	200.00	3446	298.00	709	420.00	82
105.00	7958	201.00	3445	299.00	253	421.00	3623
106.00	2972	202.00	904	301.00	620	422.00	3102

Report Date: 29-Mar-2013 09:58:57 Chrom Revision: 2.0 01-Feb-2013 10:03:10
Data File: \\Ncchrom\ChromData\A4HP7\20130328-18338.b\30328001.D\8270_hp7.rslt\spectra.d
Injection Date: 28-Mar-2013 10:54:30
Spectrum: Tune Spec: Scans 1463-1465(9.96-9.97) Bgrd 1459(9.9
Base Peak: 198.00
Minimum % Base Peak: 0
Number of Points: 381

m/z	Y	m/z	Y	m/z	Y	m/z	Y
107.00	104760	203.00	4724	302.00	659	423.00	22728
108.00	17904	204.00	24176	303.00	5159	424.00	6435
109.00	2971	205.00	44352	304.00	1544	425.00	1248
110.00	196608	206.00	190784	305.00	451	426.00	136
111.00	28416	207.00	23104	307.00	91	427.00	57
112.00	3490	208.00	5618	308.00	540	428.00	181
113.00	1168	209.00	2103	309.00	94	429.00	212
114.00	424	210.00	2848	310.00	443	432.00	58
115.00	585	211.00	6806	311.00	258	433.00	486
116.00	5701	212.00	1262	312.00	404	434.00	465
117.00	77880	213.00	855	313.00	247	435.00	335
118.00	5976	214.00	215	314.00	1984	436.00	143
119.00	846	215.00	2261	315.00	4472	437.00	345
120.00	1526	216.00	3177	316.00	2351	438.00	316
121.00	504	217.00	48584	317.00	680	439.00	507
122.00	6036	218.00	6366	318.00	82	440.00	285
123.00	9813	219.00	907	319.00	180	441.00	70696
124.00	4569	220.00	462	320.00	142	442.00	488192
125.00	3840	221.00	35400	321.00	1423	443.00	92552
126.00	1697	223.00	11300	322.00	731	444.00	7788
127.00	378304	224.00	99944	323.00	14254	445.00	337
128.00	27040	225.00	24728	324.00	2767	461.00	72
129.00	141888	226.00	2098	325.00	282	464.00	115
130.00	12562	227.00	37832	326.00	429	470.00	111
131.00	1913	228.00	7122	327.00	2383	475.00	94
132.00	1166	229.00	7596	328.00	1932	488.00	51
133.00	236	230.00	902	330.00	50		
134.00	2869	231.00	3885	331.00	94		
135.00	10220	232.00	1026	332.00	647		

Breakdown Report

TestAmerica Canton

Data File:	\\Ncchrom\ChromData\A4HP7\20130328-18338.b\30328001.D		
Injection Date:	28-Mar-2013 10:54:30	Limit Group:	MSS 8270 DOD ICAL
Client ID:		Instrument ID:	A4HP7
Lims Batch ID:	79745	Lims Sample ID:	1
Operator ID:	001710	Injection Vol:	1.0 ul
Column Type:	5% phenyl	Column Dia:	0.18 mm

168 4,4'-DDT, Detector: MS SCAN

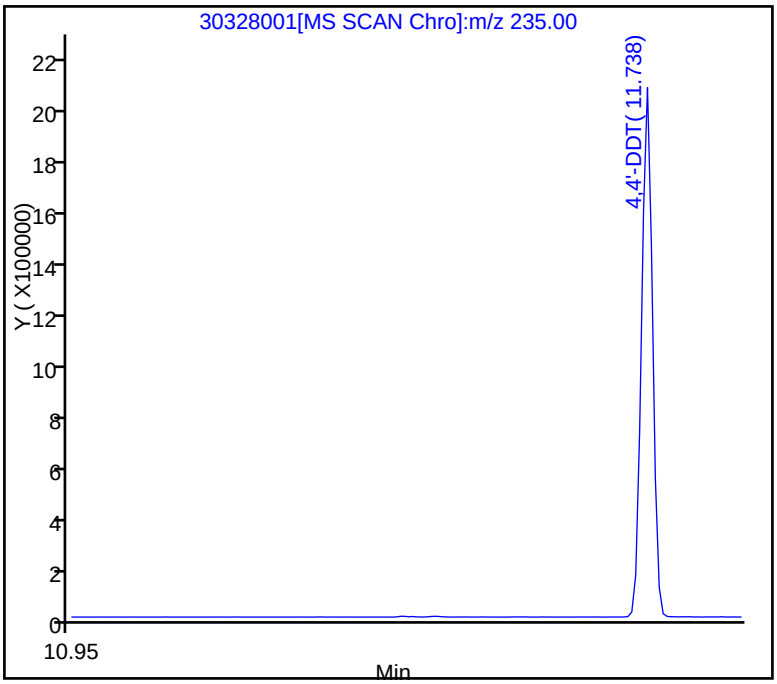

SW-846 Method

%Breakdown =
(Area Breakdown Cpnds/
Total Area Breakdown Cpnds) * 100

168 4,4'-DDT, Area = 2120834
163 4,4'-DDD, Area = 3497
164 4,4'-DDE, Area = 1085

%Breakdown: 0.22%, Max Limit: 20.00%
Passed

Report Date: 29-Mar-2013 09:58:57 Chrom Revision: 2.0 01-Feb-2013 10:03:10

Peak Tailing Report

TestAmerica Canton

Data File:	\\Ncchrom\ChromData\A4HP7\20130328-18338.b\30328001.D		
Injection Date:	28-Mar-2013 10:54:30	Limit Group:	MSS 8270 DOD ICAL
Client ID:		Instrument ID:	A4HP7
Lims Batch ID:	79745	Lims Sample ID:	1
Operator ID:	001710	Injection Vol:	1.0 ul
Column Type:	5% phenyl	Column Dia:	0.18 mm

141 Pentachlorophenol, Detector: MS SCAN

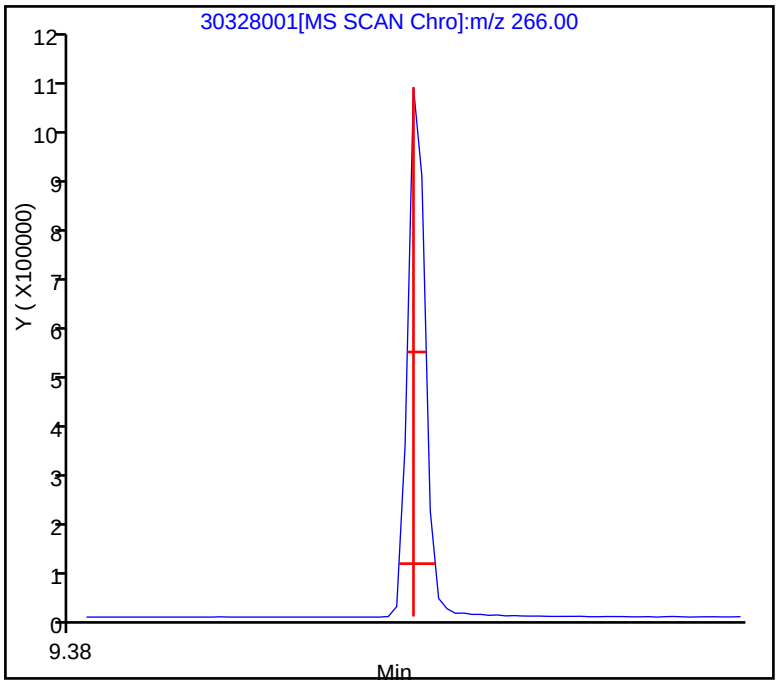

Peak Tailing Factor =
BackWidth/FrontWidth @ 10% Peak Height

Back Width = 0.014 (min.)
Front Width = 0.009 (min.)

Tailing Factor = 1.5, Max. Tailing < 5.00
Passed

Report Date: 29-Mar-2013 09:58:57 Chrom Revision: 2.0 01-Feb-2013 10:03:10

Peak Tailing Report

TestAmerica Canton

Data File:	\\Ncchrom\ChromData\A4HP7\20130328-18338.b\30328001.D		
Injection Date:	28-Mar-2013 10:54:30	Limit Group:	MSS 8270 DOD ICAL
Client ID:		Instrument ID:	A4HP7
Lims Batch ID:	79745	Lims Sample ID:	1
Operator ID:	001710	Injection Vol:	1.0 ul
Column Type:	5% phenyl	Column Dia:	0.18 mm

158 Benzidine, Detector: MS SCAN

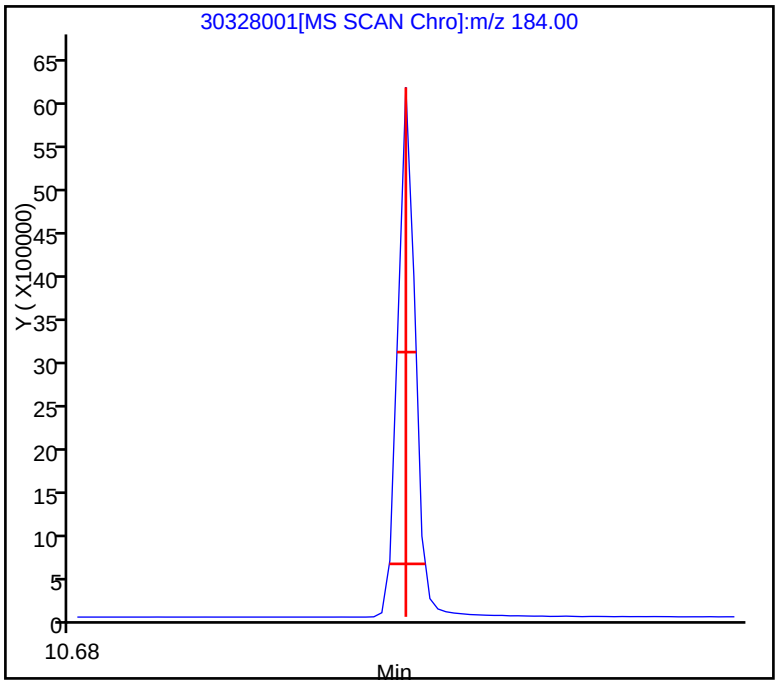

Peak Tailing Factor =
BackWidth/FrontWidth @ 10% Peak Height

Back Width = 0.013 (min.)
Front Width = 0.011 (min.)

Tailing Factor = 1.2, Max. Tailing < 3.00
Passed

FORM I
GC/MS SEMI VOA ORGANICS ANALYSIS DATA SHEET

Lab Name: TestAmerica Canton | Job No.: 240-21987-1

SDG No.:

Client Sample ID: | Lab Sample ID: MB 240-78456/17-A

Matrix: Water | Lab File ID: 30328004.D

Analysis Method: 8270C/DoD | Date Collected:

Extract. Method: 3520C | Date Extracted: 03/15/2013 08:45

Sample wt/vol: 1000(mL) | Date Analyzed: 03/28/2013 12:06

Con. Extract Vol.: 2(mL) | Dilution Factor: 1

Injection Volume: 1(uL) | Level: (low/med) Low

% Moisture: | GPC Cleanup:(Y/N) N

Analysis Batch No.: 79745 | Units: ug/L

CAS NO.	COMPOUND NAME	RESULT	Q	LOQ	LOD	DL
83-32-9	Acenaphthene	0.10	U	0.20	0.10	0.10
208-96-8	Acenaphthylene	0.10	U	0.20	0.10	0.10
120-12-7	Anthracene	0.10	U	0.20	0.10	0.10
56-55-3	Benzo[a]anthracene	0.10	U	0.20	0.10	0.10
50-32-8	Benzo[a]pyrene	0.10	U	0.20	0.10	0.10
205-99-2	Benzo[b]fluoranthene	0.10	U	0.20	0.10	0.10
191-24-2	Benzo[g,h,i]perylene	0.10	U	0.20	0.10	0.10
65-85-0	Benzoic acid	10	U	25	10	10
207-08-9	Benzo[k]fluoranthene	0.10	U	0.20	0.10	0.10
100-51-6	Benzyl alcohol	0.80	U	5.0	0.80	0.38
111-91-1	Bis(2-chloroethoxy)methane	0.80	U	1.0	0.80	0.32
111-44-4	Bis(2-chloroethyl)ether	0.10	U	1.0	0.10	0.10
108-60-1	bis (2-chloroisopropyl) ether	0.80	U	1.0	0.80	0.40
117-81-7	Bis(2-ethylhexyl) phthalate	0.855	J	2.0	0.80	0.80
101-55-3	4-Bromophenyl phenyl ether	0.80	U	2.0	0.80	0.80
85-68-7	Butyl benzyl phthalate	0.80	U	1.0	0.80	0.80
86-74-8	Carbazole	0.80	U	1.0	0.80	0.28
106-47-8	4-Chloroaniline	0.80	U	2.0	0.80	0.80
59-50-7	4-Chloro-3-methylphenol	0.80	U	2.0	0.80	0.80
91-58-7	2-Chloronaphthalene	0.10	U	1.0	0.10	0.10
95-57-8	2-Chlorophenol	0.80	U	1.0	0.80	0.29
7005-72-3	4-Chlorophenyl phenyl ether	0.80	U	2.0	0.80	0.30
218-01-9	Chrysene	0.10	U	0.20	0.10	0.10
53-70-3	Dibenz(a,h)anthracene	0.10	U	0.20	0.10	0.10
132-64-9	Dibenzofuran	0.10	U	1.0	0.10	0.10
95-50-1	1,2-Dichlorobenzene	0.80	U	1.0	0.80	0.29
541-73-1	1,3-Dichlorobenzene	0.80	U	1.0	0.80	0.80
106-46-7	1,4-Dichlorobenzene	0.80	U	1.0	0.80	0.34
91-94-1	3,3'-Dichlorobenzidine	0.80	U	5.0	0.80	0.37
120-83-2	2,4-Dichlorophenol	0.80	U	2.0	0.80	0.80
84-66-2	Diethyl phthalate	0.80	U	1.0	0.80	0.60
105-67-9	2,4-Dimethylphenol	0.80	U	2.0	0.80	0.80
131-11-3	Dimethyl phthalate	0.80	U	1.0	0.80	0.29
84-74-2	Di-n-butyl phthalate	0.80	U	1.0	0.80	0.67

FORM I
GC/MS SEMI VOA ORGANICS ANALYSIS DATA SHEET

Lab Name: TestAmerica Canton | Job No.: 240-21987-1

SDG No.:

Client Sample ID: | Lab Sample ID: MB 240-78456/17-A

Matrix: Water | Lab File ID: 30328004.D

Analysis Method: 8270C/DoD | Date Collected:

Extract. Method: 3520C | Date Extracted: 03/15/2013 08:45

Sample wt/vol: 1000(mL) | Date Analyzed: 03/28/2013 12:06

Con. Extract Vol.: 2(mL) | Dilution Factor: 1

Injection Volume: 1(uL) | Level: (low/med) Low

% Moisture: | GPC Cleanup:(Y/N) N

Analysis Batch No.: 79745 | Units: ug/L

CAS NO.	COMPOUND NAME	RESULT	Q	LOQ	LOD	DL
534-52-1	4,6-Dinitro-2-methylphenol	2.4	U	5.0	2.4	2.4
51-28-5	2,4-Dinitrophenol	2.4	U	5.0	2.4	2.4
121-14-2	2,4-Dinitrotoluene	0.80	U	5.0	0.80	0.27
606-20-2	2,6-Dinitrotoluene	0.80	U	5.0	0.80	0.80
117-84-0	Di-n-octyl phthalate	0.80	U	1.0	0.80	0.80
206-44-0	Fluoranthene	0.10	U	0.20	0.10	0.10
86-73-7	Fluorene	0.10	U	0.20	0.10	0.10
118-74-1	Hexachlorobenzene	0.10	U	0.20	0.10	0.10
87-68-3	Hexachlorobutadiene	0.80	U	1.0	0.80	0.27
77-47-4	Hexachlorocyclopentadiene	0.80	U	10	0.80	0.80
67-72-1	Hexachloroethane	0.80	U	1.0	0.80	0.80
193-39-5	Indeno[1,2,3-cd]pyrene	0.10	U	0.20	0.10	0.10
78-59-1	Isophorone	0.80	U	1.0	0.80	0.27
91-57-6	2-Methylnaphthalene	0.10	U	0.20	0.10	0.10
95-48-7	2-Methylphenol	0.80	U	1.0	0.80	0.80
15831-10-4	3 & 4 Methylphenol	0.80	U	2.0	0.80	0.80
91-20-3	Naphthalene	0.10	U	0.20	0.10	0.10
88-74-4	2-Nitroaniline	0.80	U	2.0	0.80	0.80
99-09-2	3-Nitroaniline	0.80	U	2.0	0.80	0.28
100-01-6	4-Nitroaniline	0.80	U	2.0	0.80	0.80
98-95-3	Nitrobenzene	0.10	U	1.0	0.10	0.040
88-75-5	2-Nitrophenol	0.80	U	2.0	0.80	0.28
100-02-7	4-Nitrophenol	2.4	U	5.0	2.4	2.4
621-64-7	N-Nitrosodi-n-propylamine	0.80	U	1.0	0.80	0.80
86-30-6	N-Nitrosodiphenylamine	0.80	U	1.0	0.80	0.31
87-86-5	Pentachlorophenol	2.4	U	5.0	2.4	2.4
85-01-8	Phenanthrene	0.10	U	0.20	0.10	0.10
108-95-2	Phenol	0.80	U	1.0	0.80	0.60
129-00-0	Pyrene	0.10	U	0.20	0.10	0.10
120-82-1	1,2,4-Trichlorobenzene	0.80	U	1.0	0.80	0.28
95-95-4	2,4,5-Trichlorophenol	0.80	U	5.0	0.80	0.30
88-06-2	2,4,6-Trichlorophenol	0.80	U	5.0	0.80	0.80

FORM I

GC/MS SEMI VOA ORGANICS ANALYSIS DATA SHEET

Lab Name: TestAmerica Canton | Job No.: 240-21987-1

SDG No.:

Client Sample ID: | Lab Sample ID: MB 240-78456/17-A

Matrix: Water | Lab File ID: 30328004.D

Analysis Method: 8270C/DoD | Date Collected:

Extract. Method: 3520C | Date Extracted: 03/15/2013 08:45

Sample wt/vol: 1000(mL) | Date Analyzed: 03/28/2013 12:06

Con. Extract Vol.: 2(mL) | Dilution Factor: 1

Injection Volume: 1(uL) | Level: (low/med) Low

% Moisture: | GPC Cleanup:(Y/N) N

Analysis Batch No.: 79745 | Units: ug/L

CAS NO.	SURROGATE	%REC	Q	LIMITS
321-60-8	2-Fluorobiphenyl (Surr)	63		50-110
367-12-4	2-Fluorophenol (Surr)	57		20-110
4165-60-0	Nitrobenzene-d5 (Surr)	69		40-110
4165-62-2	Phenol-d5 (Surr)	59		10-115
1718-51-0	Terphenyl-d14 (Surr)	93		50-135
118-79-6	2,4,6-Tribromophenol (Surr)	50		40-125

TestAmerica Canton
Target Compound Quantitation Report

Data File:	\\Ncchrom\ChromData\A4HP7\20130328-18338.b\30328004.D		
Lims ID:	MB 240-78456/17-A	Client ID:	
Inject. Date:	28-Mar-2013 12:06:30	Dil. Factor:	1.0000
Sample Type:	MB		
Sample ID:	240-0018338-004		
Misc. Info.:	MB 240-78456/17-A		
Operator:	001710	Instrument ID:	A4HP7
Injection Vol:	1.0 ul	ALS Bottle#:	4
Lims Batch ID:	79745	Lims Sample ID:	4
Detector:	MS SCAN		

Method:	\\Ncchrom\ChromData\A4HP7\20130328-18338.b\8270_hp7.m		
Last Update:	29-Mar-2013 09:58:57	Calib Date:	26-Mar-2013 17:03:30
Quant Method:	Internal Standard	Quant By:	Initial Calibration
Last ICal File:	\\Ncchrom\ChromData\A4HP7\20130326-18258.b\30326020.D		
Limit Group:	MSS 8270 DOD ICAL		
Integrator:	RTE	ID Type:	Deconvolution ID
Column Type:	5% phenyl	Column Dia:	0.18 mm
Process Host:	XAWRK008		

First Level Reviewer: gruberj Date: 28-Mar-2013 12:32:57

Compound	Sig	RT	ADJ RT	DLT RT	Q	Response	On-Col Amt ng/ul	Flags
* 1 1,4-Dichlorobenzene-d4	152	5.886	5.886	0.0	97	210016	4.00	
* 2 Naphthalene-d8	136	7.010	7.010	0.0	99	832658	4.00	
* 3 Acenaphthene-d10	164	8.513	8.512	0.001	88	497492	4.00	
* 4 Phenanthrene-d10	188	9.775	9.775	0.0	98	794793	4.00	
* 5 Chrysene-d12	240	12.326	12.326	0.0	97	833985	4.00	
* 6 Perylene-d12	264	14.401	14.401	0.0	93	668501	4.00	
$ 7 2-Fluorophenol	112	4.613	4.613	0.0	92	706991	8.48	
$ 8 Phenol-d5	99	5.523	5.523	0.0	94	971559	8.81	
$ 9 Nitrobenzene-d5	82	6.378	6.378	0.0	87	512344	6.90	
$ 10 2-Fluorobiphenyl (Surr)	172	7.924	7.924	0.0	100	983563	6.33	
$ 11 2,4,6-Tribromophenol	330	9.176	9.176	0.0	92	189196	7.51	
$ 12 Terphenyl-d14	244	11.133	11.133	0.0	98	1294069	9.33	
247 1-Chloronaphthalene	162		0.000					
249 4-Chlorophenol TIC	1		0.000					
246 Total Cresols	1		0.000					
23 Octachlorocyclopentene	1		0.000					
243 3-(1,1-Dimethylethyl Phenol) TIC	1		0.000					
242 Triphenyl Phosphate TIC	1		0.000					
238 Trimethyl phosphate TIC	1		0.000					
240 3-isopropylphenol TIC	1		0.000					
22 3-Methylcatechol	1		0.000					
14 4-Methylcatechol	1		0.000					
239 2,3,7,8 TCDF TIC	1		0.000					
13 Bis(2-hydroxyphenyl)methane	1		0.000					
20 2,5-Dichlorophenol	1		0.000					
248 Hexadecane	57		0.000					
19 Bis(4-hydroxyphenyl)methane	1		0.000					
245 n-Octadecane	57		0.000					
236 4-isopropylphenol TIC	1		0.000					
241 Tricresyl phosphate TIC	1		0.000					

Compound	Sig	RT	ADJ RT	DLT RT	Q	Response	On-Col Amt ng/ul	Flags
244 n-Decane	57		0.000					
16 2,3-Dichlorophenol	1		0.000					
21 Octachlorostyrene	1		0.000					
15 Catechol	1		0.000					
234 2-Isopropylphenol TIC	1		0.000					
18 Dimethylformamide	73		2.056					
24 1,4-Dioxane	88		2.324					
25 N-Nitrosodimethylamine	74		2.784					
26 Pyridine	79		2.838					9
232 1-Methyl-2-pyrrilidinone	99		3.533					
27 Ethyl methacrylate	69		3.538					
28 3-Chloropropionitrile	54		3.934					
30 2-Picoline	93		3.968					
31 N-Nitrosomethylethylamine	88		4.112					9
32 Malononitrile	66		4.292					
33 Acrylamide	71	4.308	4.312	-0.004	4	57	0	
34 Methyl methanesulfonate	80		4.460					
29 3-Picoline	93		4.519					9
233 n,n'-Dimethylacetamide	44	4.597	4.546	0.051	0	950	0	
35 N-Nitrosodiethylamine	102		4.883					
36 Ethyl methanesulfonate	79		5.182					9
37 2-Methylcyclohexanone	68	5.405	5.396	0.009	1	82	0	
38 3-Methylcyclohexanone	69	5.432	5.434	-0.002	1	69	0	
42 Phenylmercaptan	110		5.440					
39 4-Methylcyclohexanone	55	5.469	5.482	-0.013	1	1342	0	
40 Benzaldehyde	77		5.485					
41 Phenol	94		5.539					9
43 Aniline	93		5.581					9
44 Bis(2-chloroethyl)ether	93		5.640					9
45 Pentachloroethane	167		5.658					
46 2-Chlorophenol	128		5.688					9
47 1,3-Dichlorobenzene	146		5.838					9
48 1,4-Dichlorobenzene	146		5.902					9
49 Benzyl alcohol	108		5.999					9
53 Indene	115	6.025	6.034	-0.009	51	208808	0	
50 1,2-Dichlorobenzene	146		6.041					
51 2-Methylphenol	108		6.090					9
52 2,2'-oxybis[1-chloropropane]	45		6.122					9
191 3 & 4 Methylphenol	108		6.218					
56 N-Nitrosodi-n-propylamine	70		6.234					9
57 Acetophenone	105		6.239					
55 N-Nitrosopyrrolidine	100		6.247					
58 N-Nitrosomorpholine	56		6.279					
59 2-Toluidine	106		6.300					
60 Hexachloroethane	117		6.346					
61 Nitrobenzene	77		6.394					9
62 N-Nitrosopiperidine	114		6.557					
63 Isophorone	82		6.598					9
65 2-Nitrophenol	139		6.673					
66 1,3,5-Trichlorobenzene	180		6.683					
64 2,4-Dimethylphenol	107		6.689					
69 Benzoic acid	122		6.753					

Compound	Sig	RT	ADJ RT	DLT RT	Q	Response	On-Col Amt ng/ul	Flags
68 Bis(2-chloroethoxy)methane	93		6.780					
67 o,o',o''-Triethylphosphorothioat	198		6.781					
71 2,4-Dichlorophenol	162		6.876					
70 alpha,alpha-Dimethyl phenethylam	58		6.942					9
72 1,2,4-Trichlorobenzene	180		6.956					
73 Naphthalene	128		7.031					9
74 4-Chloroaniline	127		7.063					
75 2,6-Dichlorophenol	162		7.108					
77 Hexachlorobutadiene	225		7.127					
76 Hexachloropropene	213		7.140					
78 1,2,3-Trichlorobenzene	180		7.149					
79 Benzothiazole	135		7.163					9
80 Quinoline	129		7.227					
83 Caprolactam	113		7.346					9
81 N-Nitrosodi-n-butylamine	84		7.375					
82 p-Phenylene diamine	108		7.397					
84 4-Chloro-3-methylphenol	107		7.459					
93 Safrole, Total	162		7.573					
85 2-Methylnaphthalene	142		7.619					
86 1-Methylnaphthalene	142		7.705					
87 1,2,3,5-Tetrachlorobenzene	216		7.748					
88 Hexachlorocyclopentadiene	237		7.753					
89 1,2,4,5-Tetrachlorobenzene	216		7.798					
225 Isosafrole Peak 1	162		7.819					
90 2,4,6-Trichlorophenol	196		7.849					
91 2,4,5-Trichlorophenol	196		7.881					
97 3,4-Dichloronitrobenzene	109		7.949					9
94 2,4-Toluene diamine	121		7.994					9
96 1,2,3,4 -Tetrachlorobenzene	216		8.004					9
99 Phenyl ether	170	7.924	8.008	-0.084	50	217620	0	
227 Isosafrole Peak 2	162		8.012					
95 1,1'-Biphenyl	154		8.015					9
98 2-Chloronaphthalene	162		8.036					
100 2-Nitroaniline	65		8.111					9
101 1,4-Naphthoquinone	158		8.220					
103 Dimethyl phthalate	163		8.256					9
102 1,4-Dinitrobenzene	168		8.263					
105 2,6-Dinitrotoluene	165		8.309					
104 1,3-Dinitrobenzene	168		8.327					
106 1,2-Dinitrobenzene	168		8.357					
107 Acenaphthylene	152		8.395					
108 3-Nitroaniline	138		8.454					
110 Acenaphthene	153		8.539					
109 2,4-Dinitrophenol	184		8.545					
111 4-Nitrophenol	109		8.571					9
112 2,4-Dinitrotoluene	165		8.652					
114 Dibenzofuran	168		8.684					
113 Pentachlorobenzene	250		8.691					
115 2,3,5,6-Tetrachlorophenol	232		8.742					
116 1-Naphthylamine	143		8.787					9
117 2,3,4,6-Tetrachlorophenol	232		8.819					
119 Diethyl phthalate	149		8.849					

Compound	Sig	RT	ADJ RT	DLT RT	Q	Response	On-Col Amt ng/ul	Flags
118 2-Naphthylamine	143		8.857					9
121 4-Chlorophenyl phenyl ether	204		8.962					
120 Thionazin	97		8.964					
123 4-Nitroaniline	138		8.972					
124 Fluorene	166		8.978					
126 4,6-Dinitro-2-methylphenol	198		8.999					
122 N-Nitro-o-toluidine	152		9.012					
130 N-Nitrosodiphenylamine	169		9.058					
125 Tributyl phosphate	99		9.060					9
131 Azobenzene	77		9.095					
129 1,2-Diphenylhydrazine	77		9.095					
128 Diphenylamine	169		9.103					9
132 Sulfotepp	202		9.215					
133 1,3,5-Trinitrobenzene	213		9.295					
135 Phenacetin	108		9.343					
228 Diallate Peak 1	86		9.343					1
136 Phorate	121		9.354					
137 4-Bromophenyl phenyl ether	248		9.379					
230 Diallate Peak 2	86		9.418					1
139 Hexachlorobenzene	284		9.443					
140 Atrazine	200		9.491					
138 Dimethoate	87		9.493					9
141 Pentachlorophenol	266		9.598					9
127 4-Aminobiphenyl	169		9.643					
143 Pentachloronitrobenzene	237		9.659					
142 Pronamide	173		9.675					
145 Dinoseb	211		9.787					
144 Disulfoton	88		9.793					9
146 Phenanthrene	178		9.796					9
147 Anthracene	178		9.839					9
149 Carbazole	167		9.962					
150 Methyl parathion	109		10.114					
152 Diphenylsulfone	125		10.126					
151 Di-n-butyl phthalate	149		10.224					
153 Ethyl Parathion	97		10.440					9
154 4-Nitroquinoline-1-oxide	190		10.488					
155 Methapyrilene	58		10.536					
156 Isodrin	66		10.729					9
157 Fluoranthene	202		10.807					
158 Benzidine	184		10.903					9
160 Pyrene	202		11.016					9
164 4,4'-DDE	246		11.069					9
226 Aramite Peak 1	185		11.151					
229 Aramite Peak 2	185		11.221					
161 p-Dimethylamino azobenzene	225		11.328					
162 Chlorobenzilate	139		11.365					
163 4,4'-DDD	235		11.449					
166 Butyl benzyl phthalate	149		11.615					9
165 Famphur	218		11.627					
167 3,3'-Dimethylbenzidine	212		11.681					
168 4,4'-DDT	235		11.738					9
169 2-Acetylaminofluorene	181		11.970					

Compound	Sig	RT	ADJ RT	DLT RT	Q	Response	On-Col Amt ng/ul	Flags
174 Hexabromobenzene	232		12.164					
170 3,3'-Dimethoxybenzidine	244		12.224					
172 4,4'-Methylene bis(2-chloroanili	231		12.262					9
173 3,3'-Dichlorobenzidine	252		12.262					
171 Bis(2-ethylhexyl) phthalate	149	12.294	12.294	0.0	89	10204	0.4274	
175 Benzo[a]anthracene	228		12.315					9
176 Chrysene	228		12.364					9
177 6-Methylchrysene	242		12.752					
178 Di-n-octyl phthalate	149		13.203					
180 Benzo[b]fluoranthene	252		13.818					
181 Benzo[k]fluoranthene	252		13.861					
179 7,12-Dimethylbenz(a)anthracene	256		13.895					
182 Benzo[a]pyrene	252		14.316					9
183 3-Methylcholanthrene	268		14.949					9
184 Dibenz[a,j]acridine	279		15.400					
185 Dibenz[a,h]acridine	279		15.474					
186 Indeno[1,2,3-cd]pyrene	276		16.054					
187 Dibenz(a,h)anthracene	278		16.086					
188 Benzo[g,h,i]perylene	276		16.503					
S 189 Methyl Phenols,Total	100		0.000					7
S 92 Isosafrole	162		5.138					7
S 134 Diallate	86		6.337					7
S 159 Aramite, Total	185		7.806					7
T 193 Hydroquinone TIC	110		0.000					1
T 195 Hexamethylphosphoramide TIC	1		0.000					1
T 192 Decane TIC	142	3.009	3.050	-0.041	1	49	0	
T 194 Octadecane (TIC)	254	6.469	6.300	0.169	1	113	0	
T 231 2,3,7,8-TCDD	322		8.700					1
T 197 Hexachlorophene TIC	198		9.000					1
T 237 Tris(2,3-dibromopropyl)phosphate	201	10.716	10.600	0.116	0	130	0	
T 196 Kepone TIC	272		12.250					1

QC Flag Legend

Processing Flags
1 - Missing Peaks
7 - Failed Limit of Detection
9 - Failed A Reference Spectral Test

Report Date: 29-Mar-2013 09:59:00 Chrom Revision: 2.0 01-Feb-2013 10:03:10

TestAmerica Canton

Data File:	\\Ncchrom\ChromData\A4HP7\20130328-18338.b\30328004.D		
Injection Date:	28-Mar-2013 12:06:30	Limit Group:	MSS 8270 DOD ICAL
Client ID:		Instrument ID:	A4HP7
Lims Batch ID:	79745	Lims Sample ID:	4
Operator ID:	001710	Injection Vol:	1.0 ul
Column Type:	5% phenyl	Column Dia:	0.18 mm

Y Scaling:

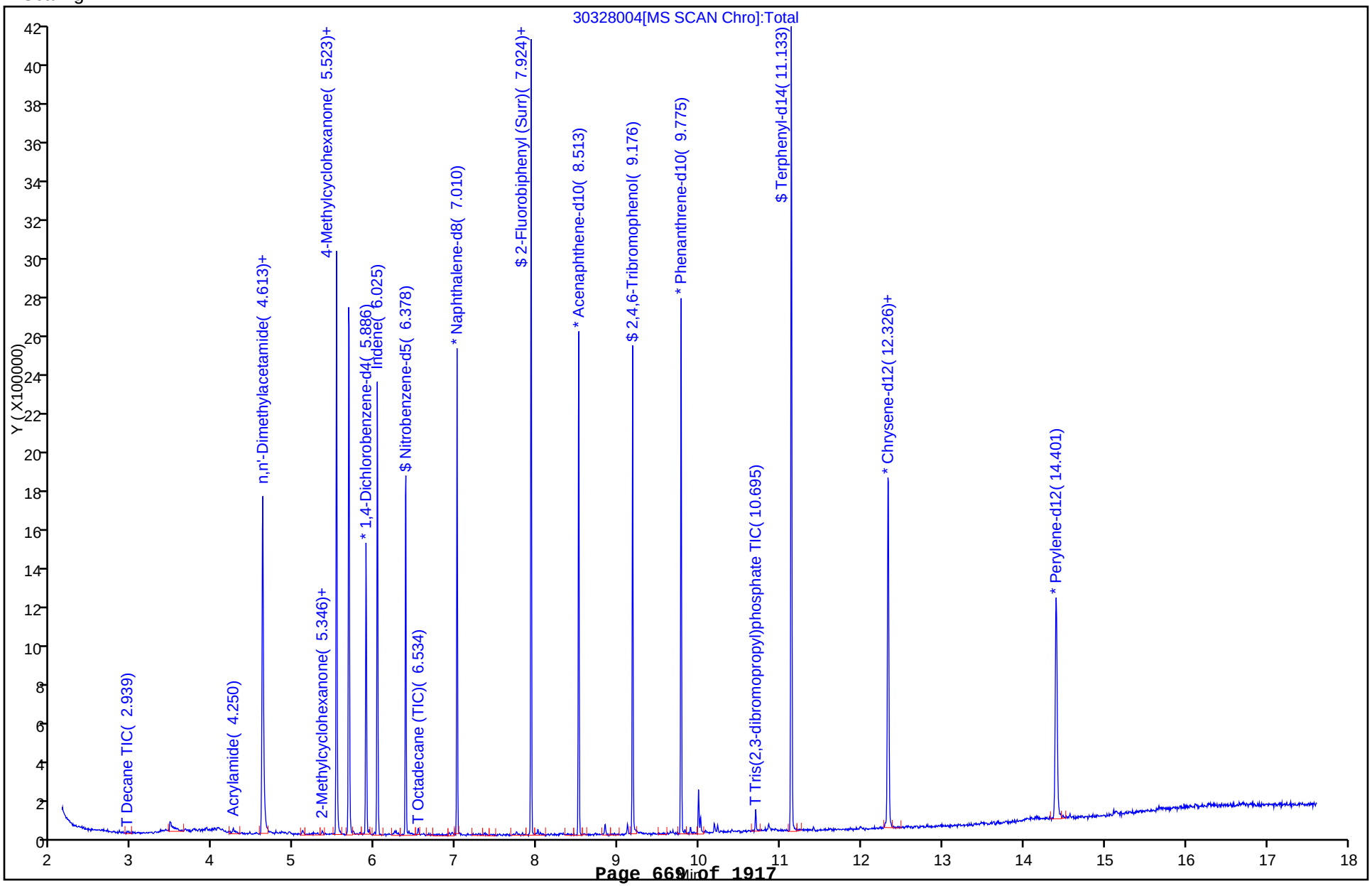

Report Date: 29-Mar-2013 09:59:00 Chrom Revision: 2.0 01-Feb-2013 10:03:10

TestAmerica Canton

Data File:	\\Ncchrom\ChromData\A4HP7\20130328-18338.b\30328004.D		
Injection Date:	28-Mar-2013 12:06:30	Limit Group:	MSS 8270 DOD ICAL
Client ID:		Instrument ID:	A4HP7
Lims Batch ID:	79745	Lims Sample ID:	4
Operator ID:	001710	Injection Vol:	1.0 ul
Column Type:	5% phenyl	Column Dia:	0.18 mm

171 Bis(2-ethylhexyl) phthalate

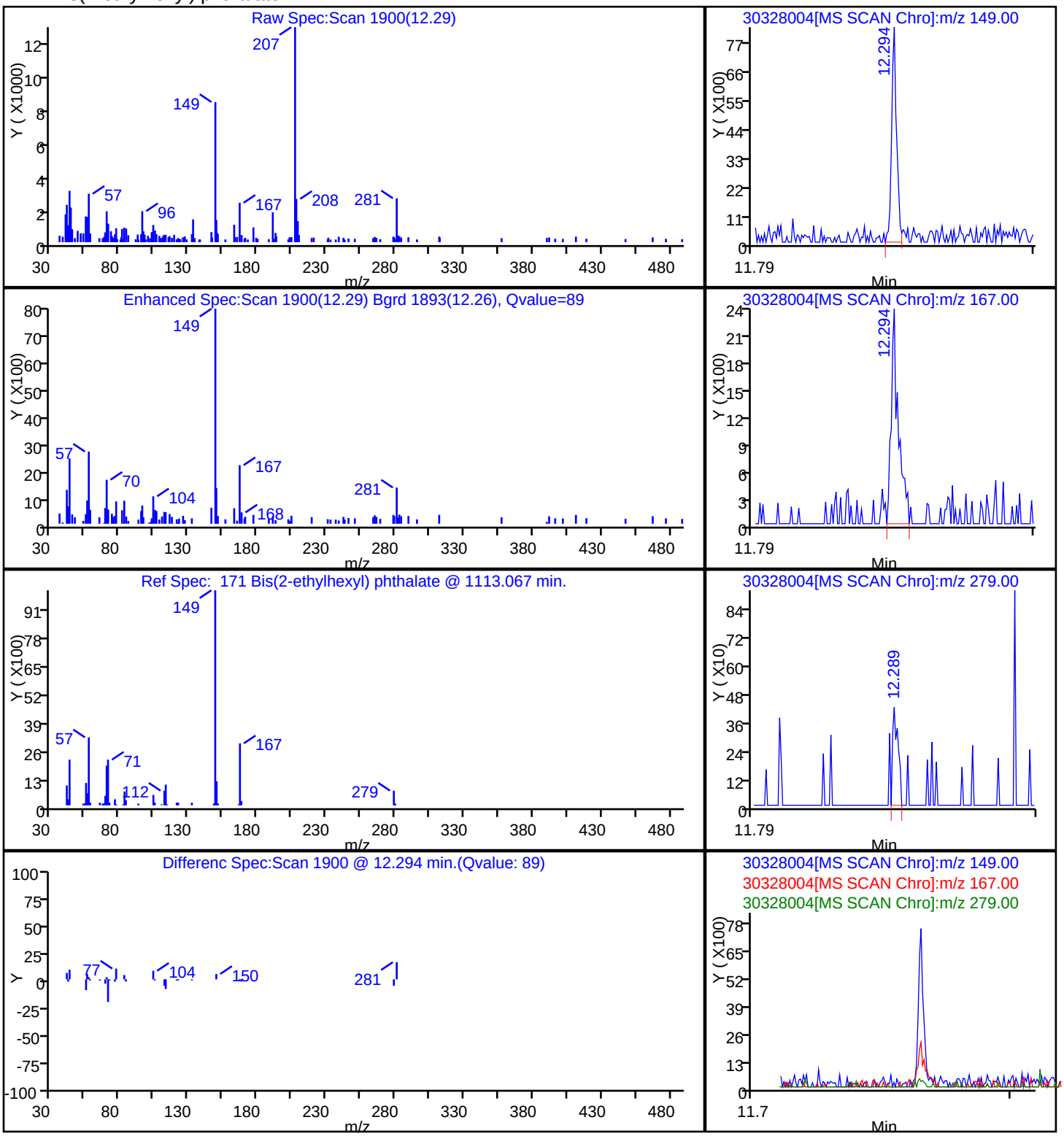

FORM I
GC/MS SEMI VOA ORGANICS ANALYSIS DATA SHEET

Lab Name: TestAmerica Canton | Job No.: 240-21987-1

SDG No.:

Client Sample ID: | Lab Sample ID: LCS 240-78456/18-A

Matrix: Water | Lab File ID: 30328005.D

Analysis Method: 8270C/DoD | Date Collected:

Extract. Method: 3520C | Date Extracted: 03/15/2013 08:45

Sample wt/vol: 1000(mL) | Date Analyzed: 03/28/2013 12:29

Con. Extract Vol.: 2(mL) | Dilution Factor: 1

Injection Volume: 1(uL) | Level: (low/med) Low

% Moisture: | GPC Cleanup:(Y/N) N

Analysis Batch No.: 79745 | Units: ug/L

CAS NO.	COMPOUND NAME	RESULT	Q	LOQ	LOD	DL
83-32-9	Acenaphthene	16.6		0.20	0.10	0.10
208-96-8	Acenaphthylene	16.7		0.20	0.10	0.10
120-12-7	Anthracene	17.5		0.20	0.10	0.10
56-55-3	Benzo[a]anthracene	17.9		0.20	0.10	0.10
50-32-8	Benzo[a]pyrene	13.4		0.20	0.10	0.10
205-99-2	Benzo[b]fluoranthene	18.4		0.20	0.10	0.10
191-24-2	Benzo[g,h,i]perylene	18.8		0.20	0.10	0.10
65-85-0	Benzoic acid	13.1	J	25	10	10
207-08-9	Benzo[k]fluoranthene	18.3		0.20	0.10	0.10
100-51-6	Benzyl alcohol	13.7		5.0	0.80	0.38
111-91-1	Bis(2-chloroethoxy)methane	16.2		1.0	0.80	0.32
111-44-4	Bis(2-chloroethyl)ether	16.2		1.0	0.10	0.10
108-60-1	bis (2-chloroisopropyl) ether	15.5		1.0	0.80	0.40
117-81-7	Bis(2-ethylhexyl) phthalate	15.6		2.0	0.80	0.80
101-55-3	4-Bromophenyl phenyl ether	15.7		2.0	0.80	0.80
85-68-7	Butyl benzyl phthalate	16.9		1.0	0.80	0.80
86-74-8	Carbazole	16.9		1.0	0.80	0.28
106-47-8	4-Chloroaniline	14.3		2.0	0.80	0.80
59-50-7	4-Chloro-3-methylphenol	13.7		2.0	0.80	0.80
91-58-7	2-Chloronaphthalene	15.2		1.0	0.10	0.10
95-57-8	2-Chlorophenol	13.4		1.0	0.80	0.29
7005-72-3	4-Chlorophenyl phenyl ether	16.3		2.0	0.80	0.30
218-01-9	Chrysene	18.6		0.20	0.10	0.10
53-70-3	Dibenz(a,h)anthracene	19.4		0.20	0.10	0.10
132-64-9	Dibenzofuran	16.7		1.0	0.10	0.10
95-50-1	1,2-Dichlorobenzene	13.8		1.0	0.80	0.29
541-73-1	1,3-Dichlorobenzene	13.1		1.0	0.80	0.80
106-46-7	1,4-Dichlorobenzene	11.0		1.0	0.80	0.34
91-94-1	3,3'-Dichlorobenzidine	7.12		5.0	0.80	0.37
120-83-2	2,4-Dichlorophenol	13.7		2.0	0.80	0.80
84-66-2	Diethyl phthalate	17.2		1.0	0.80	0.60
105-67-9	2,4-Dimethylphenol	8.22		2.0	0.80	0.80
131-11-3	Dimethyl phthalate	17.3		1.0	0.80	0.29
84-74-2	Di-n-butyl phthalate	17.0		1.0	0.80	0.67

FORM I
GC/MS SEMI VOA ORGANICS ANALYSIS DATA SHEET

Lab Name: TestAmerica Canton | Job No.: 240-21987-1

SDG No.:

Client Sample ID: | Lab Sample ID: LCS 240-78456/18-A

Matrix: Water | Lab File ID: 30328005.D

Analysis Method: 8270C/DoD | Date Collected:

Extract. Method: 3520C | Date Extracted: 03/15/2013 08:45

Sample wt/vol: 1000(mL) | Date Analyzed: 03/28/2013 12:29

Con. Extract Vol.: 2(mL) | Dilution Factor: 1

Injection Volume: 1(uL) | Level: (low/med) Low

% Moisture: | GPC Cleanup:(Y/N) N

Analysis Batch No.: 79745 | Units: ug/L

CAS NO.	COMPOUND NAME	RESULT	Q	LOQ	LOD	DL
534-52-1	4,6-Dinitro-2-methylphenol	12.9		5.0	2.4	2.4
51-28-5	2,4-Dinitrophenol	15.7		5.0	2.4	2.4
121-14-2	2,4-Dinitrotoluene	15.9		5.0	0.80	0.27
606-20-2	2,6-Dinitrotoluene	16.6		5.0	0.80	0.80
117-84-0	Di-n-octyl phthalate	17.1		1.0	0.80	0.80
206-44-0	Fluoranthene	17.3		0.20	0.10	0.10
86-73-7	Fluorene	17.0		0.20	0.10	0.10
118-74-1	Hexachlorobenzene	15.7		0.20	0.10	0.10
87-68-3	Hexachlorobutadiene	12.2		1.0	0.80	0.27
77-47-4	Hexachlorocyclopentadiene	2.86	J	10	0.80	0.80
67-72-1	Hexachloroethane	12.8		1.0	0.80	0.80
193-39-5	Indeno[1,2,3-cd]pyrene	17.9		0.20	0.10	0.10
78-59-1	Isophorone	17.2		1.0	0.80	0.27
91-57-6	2-Methylnaphthalene	16.8		0.20	0.10	0.10
95-48-7	2-Methylphenol	13.1		1.0	0.80	0.80
15831-10-4	3 & 4 Methylphenol	26.8		2.0	0.80	0.80
91-20-3	Naphthalene	16.2		0.20	0.10	0.10
88-74-4	2-Nitroaniline	14.9		2.0	0.80	0.80
99-09-2	3-Nitroaniline	14.8		2.0	0.80	0.28
100-01-6	4-Nitroaniline	15.2		2.0	0.80	0.80
98-95-3	Nitrobenzene	16.6		1.0	0.10	0.040
88-75-5	2-Nitrophenol	12.8		2.0	0.80	0.28
100-02-7	4-Nitrophenol	13.0		5.0	2.4	2.4
621-64-7	N-Nitrosodi-n-propylamine	14.9		1.0	0.80	0.80
86-30-6	N-Nitrosodiphenylamine	14.8		1.0	0.80	0.31
87-86-5	Pentachlorophenol	13.8		5.0	2.4	2.4
85-01-8	Phenanthrene	16.8		0.20	0.10	0.10
108-95-2	Phenol	13.4		1.0	0.80	0.60
129-00-0	Pyrene	17.5		0.20	0.10	0.10
120-82-1	1,2,4-Trichlorobenzene	13.7		1.0	0.80	0.28
95-95-4	2,4,5-Trichlorophenol	13.4		5.0	0.80	0.30
88-06-2	2,4,6-Trichlorophenol	13.9		5.0	0.80	0.80

FORM I
GC/MS SEMI VOA ORGANICS ANALYSIS DATA SHEET

Lab Name: TestAmerica Canton
Job No.: 240-21987-1
SDG No.:
Client Sample ID:
Lab Sample ID: LCS 240-78456/18-A
Matrix: Water
Lab File ID: 30328005.D
Analysis Method: 8270C/DoD
Date Collected:
Extract. Method: 3520C
Date Extracted: 03/15/2013 08:45
Sample wt/vol: 1000(mL)
Date Analyzed: 03/28/2013 12:29
Con. Extract Vol.: 2(mL)
Dilution Factor: 1
Injection Volume: 1(uL)
Level: (low/med) Low
% Moisture:
GPC Cleanup:(Y/N) N
Analysis Batch No.: 79745
Units: ug/L

CAS NO.	SURROGATE	%REC	Q	LIMITS
321-60-8	2-Fluorobiphenyl (Surr)	74		50-110
367-12-4	2-Fluorophenol (Surr)	67		20-110
4165-60-0	Nitrobenzene-d5 (Surr)	84		40-110
4165-62-2	Phenol-d5 (Surr)	68		10-115
1718-51-0	Terphenyl-d14 (Surr)	91		50-135
118-79-6	2,4,6-Tribromophenol (Surr)	62		40-125

Report Date: 29-Mar-2013 09:59:02 Chrom Revision: 2.0 01-Feb-2013 10:03:10

TestAmerica Canton
Target Compound Quantitation Report

Data File:	\\Ncchrom\ChromData\A4HP7\20130328-18338.b\30328005.D		
Lims ID:	LCS 240-78456/18-A	Client ID:	
Inject. Date:	28-Mar-2013 12:29:30	Dil. Factor:	1.0000
Sample Type:	LCS		
Sample ID:	240-0018338-005		
Misc. Info.:	LCS 240-78456/18-A		
Operator:	001710	Instrument ID:	A4HP7
Injection Vol:	1.0 ul	ALS Bottle#:	5
Lims Batch ID:	79745	Lims Sample ID:	5
Detector:	MS SCAN		

Method:	\\Ncchrom\ChromData\A4HP7\20130328-18338.b\8270_hp7.m		
Last Update:	29-Mar-2013 09:58:57	Calib Date:	26-Mar-2013 17:03:30
Quant Method:	Internal Standard	Quant By:	Initial Calibration
Last ICal File:	\\Ncchrom\ChromData\A4HP7\20130326-18258.b\30326020.D		
Limit Group:	MSS 8270 DOD ICAL		
Integrator:	RTE	ID Type:	Deconvolution ID
Column Type:	5% phenyl	Column Dia:	0.18 mm
Process Host:	XAWRK008		

First Level Reviewer: gruberj Date: 28-Mar-2013 13:07:48

Compound	Sig	RT	ADJ RT	DLT RT	Q	Response	On-Col Amt ng/ul	Flags
* 1 1,4-Dichlorobenzene-d4	152	5.886	5.886	0.0	97	200884	4.00	
* 2 Naphthalene-d8	136	7.009	7.010	-0.001	100	795207	4.00	
* 3 Acenaphthene-d10	164	8.512	8.512	0.0	88	486651	4.00	
* 4 Phenanthrene-d10	188	9.775	9.775	0.0	97	787384	4.00	
* 5 Chrysene-d12	240	12.331	12.326	0.005	89	864005	4.00	
* 6 Perylene-d12	264	14.401	14.401	0.0	97	673571	4.00	
$ 7 2-Fluorophenol	112	4.613	4.613	0.0	92	802029	10.1	
$ 8 Phenol-d5	99	5.523	5.523	-0.001	95	1080031	10.2	
$ 9 Nitrobenzene-d5	82	6.378	6.378	0.0	86	593490	8.37	
$ 10 2-Fluorobiphenyl (Surr)	172	7.924	7.924	0.0	99	1129836	7.43	
$ 11 2,4,6-Tribromophenol	330	9.176	9.176	0.0	90	229242	9.23	
$ 12 Terphenyl-d14	244	11.133	11.133	0.0	98	1312206	9.13	
24 1,4-Dioxane	88	2.324	2.324	0.0	92	190575	5.65	M
25 N-Nitrosodimethylamine	74	2.784	2.784	0.0	93	291306	6.97	
26 Pyridine	79	2.848	2.838	0.010	92	55442	0.6996	
30 2-Picoline	93	3.955	3.968	-0.013	92	43933	0.5332	
36 Ethyl methanesulfonate	79	5.159	5.182	-0.023	98	402169	7.54	
40 Benzaldehyde	77	5.485	5.485	0.0	95	482835	9.02	
41 Phenol	94	5.539	5.539	0.0	97	745124	6.69	
43 Aniline	93	5.581	5.581	0.0	99	677949	5.37	
44 Bis(2-chloroethyl)ether	93	5.640	5.640	0.0	97	576520	8.09	
46 2-Chlorophenol	128	5.688	5.688	0.0	92	577101	6.68	
47 1,3-Dichlorobenzene	146	5.838	5.838	0.0	96	491918	6.55	
48 1,4-Dichlorobenzene	146	5.902	5.902	0.0	92	511066	5.49	
49 Benzyl alcohol	108	5.999	5.999	0.0	91	370152	6.86	
50 1,2-Dichlorobenzene	146	6.041	6.041	0.0	94	494878	6.91	
51 2-Methylphenol	108	6.089	6.090	-0.001	94	522230	6.55	
52 2,2'-oxybis[1-chloropropane]	45	6.122	6.122	0.0	91	578446	7.74	
191 3 & 4 Methylphenol	108	6.223	6.218	0.005	92	1118806	13.4	
56 N-Nitrosodi-n-propylamine	70	6.234	6.234	0.0	84	339610	7.46	

Compound	Sig	RT	ADJ RT	DLT RT	Q	Response	On-Col Amt ng/ul	Flags
57 Acetophenone	105	6.239	6.239	0.0	95	835073	8.80	
60 Hexachloroethane	117	6.346	6.346	0.0	92	181306	6.40	
61 Nitrobenzene	77	6.394	6.394	0.0	83	617749	8.30	
63 Isophorone	82	6.598	6.598	0.0	99	1047245	8.58	
65 2-Nitrophenol	139	6.672	6.673	-0.001	95	279445	6.41	
64 2,4-Dimethylphenol	107	6.689	6.689	-0.001	94	353287	4.11	
69 Benzoic acid	122	6.726	6.753	-0.027	80	187209	6.57	
68 Bis(2-chloroethoxy)methane	93	6.779	6.780	-0.001	97	685029	8.12	
71 2,4-Dichlorophenol	162	6.876	6.876	0.0	95	460307	6.83	
72 1,2,4-Trichlorobenzene	180	6.956	6.956	0.0	92	430748	6.87	
73 Naphthalene	128	7.031	7.031	0.0	96	1572620	8.08	
74 4-Chloroaniline	127	7.063	7.063	0.0	86	644925	7.13	
77 Hexachlorobutadiene	225	7.127	7.127	0.0	95	202744	6.10	
80 Quinoline	129	7.314	7.227	0.087	96	1066832	0	
83 Caprolactam	113	7.341	7.346	-0.005	80	171260	10.2	
84 4-Chloro-3-methylphenol	107	7.459	7.459	0.0	96	488965	6.84	
93 Safrole, Total	162	7.534	7.573	-0.039	90	427173	8.72	
85 2-Methylnaphthalene	142	7.619	7.619	0.0	89	1025090	8.39	
86 1-Methylnaphthalene	142	7.705	7.705	0.0	90	970621	8.15	
88 Hexachlorocyclopentadiene	237	7.753	7.753	0.0	94	42168	1.43	
90 2,4,6-Trichlorophenol	196	7.849	7.849	0.0	92	340270	6.96	
91 2,4,5-Trichlorophenol	196	7.881	7.881	0.0	94	361166	6.69	
95 1,1'-Biphenyl	154	8.015	8.015	0.0	94	1249321	8.11	
98 2-Chloronaphthalene	162	8.036	8.036	0.0	96	1015851	7.60	
100 2-Nitroaniline	65	8.111	8.111	0.0	82	326715	7.46	
103 Dimethyl phthalate	163	8.256	8.256	0.0	98	1181437	8.67	
102 1,4-Dinitrobenzene	168	8.224	8.263	-0.039	90	149293	7.93	
105 2,6-Dinitrotoluene	165	8.309	8.309	0.0	94	268037	8.31	
104 1,3-Dinitrobenzene	168	8.288	8.327	-0.039	88	187056	7.97	
106 1,2-Dinitrobenzene	168	8.357	8.357	0.0	86	131800	8.07	
107 Acenaphthylene	152	8.395	8.395	0.0	95	1577109	8.35	
108 3-Nitroaniline	138	8.454	8.454	0.0	94	304491	7.38	
110 Acenaphthene	153	8.539	8.539	0.0	94	985618	8.31	
109 2,4-Dinitrophenol	184	8.544	8.545	-0.001	58	99636	7.85	
111 4-Nitrophenol	109	8.571	8.571	0.0	92	179835	6.48	
112 2,4-Dinitrotoluene	165	8.651	8.652	-0.001	92	350365	7.96	
114 Dibenzofuran	168	8.684	8.684	0.0	89	1504424	8.35	
115 2,3,5,6-Tetrachlorophenol	232	8.742	8.742	0.0	93	291734	6.32	
117 2,3,4,6-Tetrachlorophenol	232	8.780	8.819	-0.039	70	288198	9.26	
119 Diethyl phthalate	149	8.849	8.849	0.0	98	1120149	8.60	
121 4-Chlorophenyl phenyl ether	204	8.962	8.962	0.0	95	571894	8.14	
123 4-Nitroaniline	138	8.972	8.972	0.0	81	306653	7.61	
124 Fluorene	166	8.978	8.978	0.0	91	1221563	8.48	
126 4,6-Dinitro-2-methylphenol	198	8.999	8.999	0.0	83	171490	6.46	
130 N-Nitrosodiphenylamine	169	9.058	9.058	0.0	0	852475	7.38	
131 Azobenzene	77	9.095	9.095	0.0	98	1334317	8.57	
129 1,2-Diphenylhydrazine	77	9.095	9.095	0.0	0	1334317	8.57	
135 Phenacetin	108	9.299	9.343	-0.044	91	568182	8.40	
136 Phorate	121	9.304	9.354	-0.050	94	201446	8.04	
137 4-Bromophenyl phenyl ether	248	9.379	9.379	0.0	64	319343	7.84	
139 Hexachlorobenzene	284	9.443	9.443	0.0	90	333214	7.87	
140 Atrazine	200	9.491	9.491	0.0	91	315497	12.5	

Compound	Sig	RT	ADJ RT	DLT RT	Q	Response	On-Col Amt ng/ul	Flags
141 Pentachlorophenol	266	9.598	9.598	0.0	84	212354	6.90	
142 Pronamide	173	9.625	9.675	-0.050	90	489810	8.19	
146 Phenanthrene	178	9.796	9.796	0.0	97	1773277	8.42	
147 Anthracene	178	9.839	9.839	0.0	97	1727988	8.74	
149 Carbazole	167	9.962	9.962	0.0	82	1666770	8.46	
151 Di-n-butyl phthalate	149	10.224	10.224	0.0	100	1917912	8.50	
157 Fluoranthene	202	10.807	10.807	0.0	97	1926009	8.65	
160 Pyrene	202	11.016	11.016	0.0	95	2021533	8.74	
162 Chlorobenzilate	139	11.304	11.365	-0.061	89	558995	7.42	
166 Butyl benzyl phthalate	149	11.615	11.615	0.0	96	804922	8.44	
173 3,3'-Dichlorobenzidine	252	12.262	12.262	0.0	70	321311	3.56	
171 Bis(2-ethylhexyl) phthalate	149	12.294	12.294	0.0	96	1054801	7.81	
175 Benzo[a]anthracene	228	12.315	12.315	0.0	98	1860820	8.94	
176 Chrysene	228	12.363	12.364	-0.001	94	1820368	9.30	
178 Di-n-octyl phthalate	149	13.203	13.203	0.0	99	1553661	8.56	
180 Benzo[b]fluoranthene	252	13.818	13.818	0.0	93	1741011	9.18	
181 Benzo[k]fluoranthene	252	13.861	13.861	0.0	99	1851052	9.16	
182 Benzo[a]pyrene	252	14.316	14.316	0.0	75	1346395	6.68	
186 Indeno[1,2,3-cd]pyrene	276	16.054	16.054	0.0	94	1717448	8.97	
187 Dibenz(a,h)anthracene	278	16.086	16.086	0.0	81	1529384	9.71	
188 Benzo[g,h,i]perylene	276	16.503	16.503	0.0	93	1546475	9.40	

QC Flag Legend

Review Flags
M - Manually Integrated

Report Date: 29-Mar-2013 09:59:02 Chrom Revision: 2.0 01-Feb-2013 10:03:10

TestAmerica Canton

Data File:	\\Ncchrom\ChromData\A4HP7\20130328-18338.b\30328005.D		
Injection Date:	28-Mar-2013 12:29:30	Limit Group:	MSS 8270 DOD ICAL
Client ID:		Instrument ID:	A4HP7
Lims Batch ID:	79745	Lims Sample ID:	5
Operator ID:	001710	Injection Vol:	1.0 ul
Column Type:	5% phenyl	Column Dia:	0.18 mm

Y Scaling:

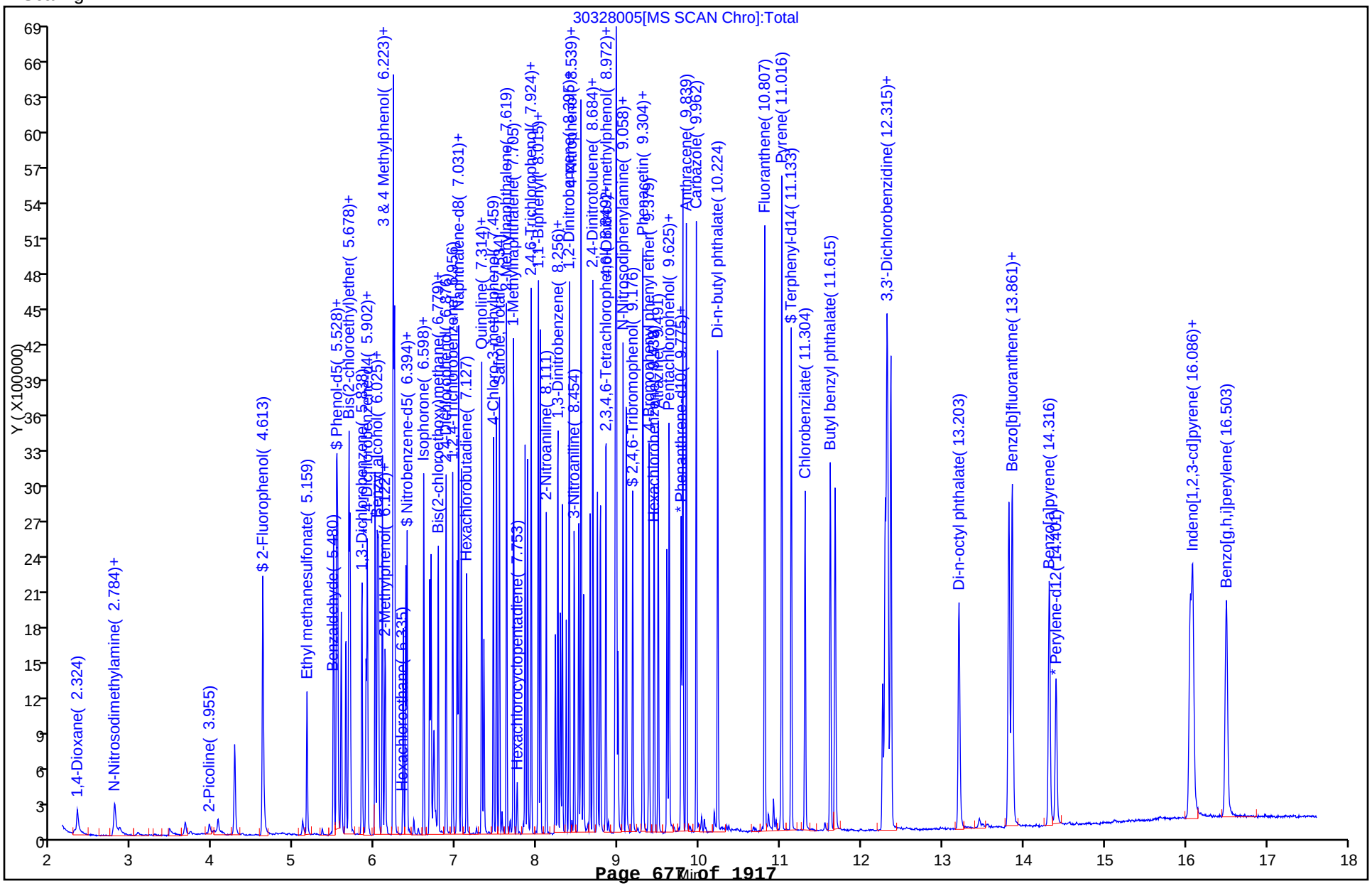

FORM I
GC/MS SEMI VOA ORGANICS ANALYSIS DATA SHEET

Lab Name: TestAmerica Canton | Job No.: 240-21987-1

SDG No.:

Client Sample ID: | Lab Sample ID: MRL 240-79745/3

Matrix: Water | Lab File ID: 30328003.D

Analysis Method: 8270C/DoD | Date Collected:

Extract. Method: | Date Extracted:

Sample wt/vol: 1(mL) | Date Analyzed: 03/28/2013 11:42

Con. Extract Vol.: | Dilution Factor: 1

Injection Volume: 1(uL) | Level: (low/med) Low

% Moisture: | GPC Cleanup:(Y/N) N

Analysis Batch No.: 79745 | Units: ng/uL

CAS NO.	COMPOUND NAME	RESULT	Q	LOQ	LOD	DL
83-32-9	Acenaphthene	4.88		0.00020	0.00010	0.00010
208-96-8	Acenaphthylene	5.09		0.00020	0.00010	0.00010
120-12-7	Anthracene	5.00		0.00020	0.00010	0.00010
56-55-3	Benzo[a]anthracene	4.90		0.00020	0.00010	0.00010
50-32-8	Benzo[a]pyrene	4.37		0.00020	0.00010	0.00010
205-99-2	Benzo[b]fluoranthene	4.82		0.00020	0.00010	0.00010
191-24-2	Benzo[g,h,i]perylene	4.74		0.00020	0.00010	0.00010
65-85-0	Benzoic acid	10.2		0.025	0.010	0.010
207-08-9	Benzo[k]fluoranthene	4.74		0.00020	0.00010	0.00010
100-51-6	Benzyl alcohol	4.82		0.0050	0.00080	0.00038
111-91-1	Bis(2-chloroethoxy)methane	4.80		0.0010	0.00080	0.00032
111-44-4	Bis(2-chloroethyl)ether	4.76		0.0010	0.00010	0.00010
108-60-1	bis (2-chloroisopropyl) ether	4.57		0.0010	0.00080	0.00040
117-81-7	Bis(2-ethylhexyl) phthalate	4.59		0.0020	0.00080	0.00080
101-55-3	4-Bromophenyl phenyl ether	4.76		0.0020	0.00080	0.00080
85-68-7	Butyl benzyl phthalate	4.40		0.0010	0.00080	0.00080
86-74-8	Carbazole	4.79		0.0010	0.00080	0.00028
106-47-8	4-Chloroaniline	4.76		0.0020	0.00080	0.00080
59-50-7	4-Chloro-3-methylphenol	4.97		0.0020	0.00080	0.00080
91-58-7	2-Chloronaphthalene	4.85		0.0010	0.00010	0.00010
95-57-8	2-Chlorophenol	4.73		0.0010	0.00080	0.00029
7005-72-3	4-Chlorophenyl phenyl ether	4.88		0.0020	0.00080	0.00030
218-01-9	Chrysene	4.72		0.00020	0.00010	0.00010
53-70-3	Dibenz(a,h)anthracene	4.88		0.00020	0.00010	0.00010
132-64-9	Dibenzofuran	4.87		0.0010	0.00010	0.00010
95-50-1	1,2-Dichlorobenzene	4.75		0.0010	0.00080	0.00029
541-73-1	1,3-Dichlorobenzene	4.69		0.0010	0.00080	0.00080
106-46-7	1,4-Dichlorobenzene	4.67		0.0010	0.00080	0.00034
91-94-1	3,3'-Dichlorobenzidine	4.71		0.0050	0.00080	0.00037
120-83-2	2,4-Dichlorophenol	4.90		0.0020	0.00080	0.00080
84-66-2	Diethyl phthalate	4.85		0.0010	0.00080	0.00060
105-67-9	2,4-Dimethylphenol	4.89		0.0020	0.00080	0.00080
131-11-3	Dimethyl phthalate	4.97		0.0010	0.00080	0.00029
84-74-2	Di-n-butyl phthalate	4.55		0.0010	0.00080	0.00067

FORM I
GC/MS SEMI VOA ORGANICS ANALYSIS DATA SHEET

Lab Name: TestAmerica Canton | Job No.: 240-21987-1

SDG No.:

Client Sample ID: | Lab Sample ID: MRL 240-79745/3

Matrix: Water | Lab File ID: 30328003.D

Analysis Method: 8270C/DoD | Date Collected:

Extract. Method: | Date Extracted:

Sample wt/vol: 1(mL) | Date Analyzed: 03/28/2013 11:42

Con. Extract Vol.: | Dilution Factor: 1

Injection Volume: 1(uL) | Level: (low/med) Low

% Moisture: | GPC Cleanup:(Y/N) N

Analysis Batch No.: 79745 | Units: ng/uL

CAS NO.	COMPOUND NAME	RESULT	Q	LOQ	LOD	DL
534-52-1	4,6-Dinitro-2-methylphenol	5.08		0.0050	0.0024	0.0024
51-28-5	2,4-Dinitrophenol	11.0		0.0050	0.0024	0.0024
121-14-2	2,4-Dinitrotoluene	4.79		0.0050	0.00080	0.00027
606-20-2	2,6-Dinitrotoluene	4.63		0.0050	0.00080	0.00080
117-84-0	Di-n-octyl phthalate	4.83		0.0010	0.00080	0.00080
206-44-0	Fluoranthene	4.85		0.00020	0.00010	0.00010
86-73-7	Fluorene	4.86		0.00020	0.00010	0.00010
118-74-1	Hexachlorobenzene	4.67		0.00020	0.00010	0.00010
87-68-3	Hexachlorobutadiene	4.92		0.0010	0.00080	0.00027
77-47-4	Hexachlorocyclopentadiene	4.87		0.010	0.00080	0.00080
67-72-1	Hexachloroethane	4.65		0.0010	0.00080	0.00080
193-39-5	Indeno[1,2,3-cd]pyrene	4.87		0.00020	0.00010	0.00010
78-59-1	Isophorone	4.92		0.0010	0.00080	0.00027
91-57-6	2-Methylnaphthalene	4.78		0.00020	0.00010	0.00010
95-48-7	2-Methylphenol	4.77		0.0010	0.00080	0.00080
15831-10-4	3 & 4 Methylphenol	4.77		0.0020	0.00080	0.00080
91-20-3	Naphthalene	4.74		0.00020	0.00010	0.00010
88-74-4	2-Nitroaniline	4.73		0.0020	0.00080	0.00080
99-09-2	3-Nitroaniline	4.90		0.0020	0.00080	0.00028
100-01-6	4-Nitroaniline	4.93		0.0020	0.00080	0.00080
98-95-3	Nitrobenzene	4.96		0.0010	0.00010	0.000040
88-75-5	2-Nitrophenol	4.53		0.0020	0.00080	0.00028
100-02-7	4-Nitrophenol	4.87		0.0050	0.0024	0.0024
621-64-7	N-Nitrosodi-n-propylamine	5.02		0.0010	0.00080	0.00080
86-30-6	N-Nitrosodiphenylamine	5.00		0.0010	0.00080	0.00031
87-86-5	Pentachlorophenol	9.30		0.0050	0.0024	0.0024
85-01-8	Phenanthrene	4.71		0.00020	0.00010	0.00010
108-95-2	Phenol	4.74		0.0010	0.00080	0.00060
129-00-0	Pyrene	4.84		0.00020	0.00010	0.00010
120-82-1	1,2,4-Trichlorobenzene	4.72		0.0010	0.00080	0.00028
95-95-4	2,4,5-Trichlorophenol	4.98		0.0050	0.00080	0.00030
88-06-2	2,4,6-Trichlorophenol	5.06		0.0050	0.00080	0.00080

FORM I

GC/MS SEMI VOA ORGANICS ANALYSIS DATA SHEET

Lab Name: TestAmerica Canton | Job No.: 240-21987-1

SDG No.:

Client Sample ID: | Lab Sample ID: MRL 240-79745/3

Matrix: Water | Lab File ID: 30328003.D

Analysis Method: 8270C/DoD | Date Collected:

Extract. Method: | Date Extracted:

Sample wt/vol: 1(mL) | Date Analyzed: 03/28/2013 11:42

Con. Extract Vol.: | Dilution Factor: 1

Injection Volume: 1(uL) | Level: (low/med) Low

% Moisture: | GPC Cleanup:(Y/N) N

Analysis Batch No.: 79745 | Units: ng/uL

CAS NO.	SURROGATE	%REC	Q	LIMITS
321-60-8	2-Fluorobiphenyl (Surr)	96		70-130
367-12-4	2-Fluorophenol (Surr)	94		50-150
4165-60-0	Nitrobenzene-d5 (Surr)	96		50-150
4165-62-2	Phenol-d5 (Surr)	96		50-150
1718-51-0	Terphenyl-d14 (Surr)	94		50-150
118-79-6	2,4,6-Tribromophenol (Surr)	99		50-150

TestAmerica Canton
Target Compound Quantitation Report

Data File:	\\Ncchrom\ChromData\A4HP7\20130328-18338.b\30328003.D		
Lims ID:	mrl qc	Client ID:	
Inject. Date:	28-Mar-2013 11:42:30	Dil. Factor:	1.0000
Sample Type:	MRL		
Sample ID:	240-0018338-003		
Misc. Info.:	MRL QC		
Operator:	001710	Instrument ID:	A4HP7
Injection Vol:	1.0 ul	ALS Bottle#:	3
Lims Batch ID:	79745	Lims Sample ID:	3
Detector:	MS SCAN		

Method:	\\Ncchrom\ChromData\A4HP7\20130328-18338.b\8270_hp7.m		
Last Update:	29-Mar-2013 09:58:57	Calib Date:	26-Mar-2013 17:03:30
Quant Method:	Internal Standard	Quant By:	Initial Calibration
Last ICal File:	\\Ncchrom\ChromData\A4HP7\20130326-18258.b\30326020.D		
Limit Group:	MSS 8270 DOD ICAL		
Integrator:	RTE	ID Type:	Deconvolution ID
Column Type:	5% phenyl	Column Dia:	0.18 mm
Process Host:	XAWRK008		

First Level Reviewer: gruberj Date: 28-Mar-2013 12:32:11

Compound	Sig	RT	ADJ RT	DLT RT	Q	Response	On-Col Amt ng/ul	Flags
* 1 1,4-Dichlorobenzene-d4	152	5.886	5.886	0.0	97	220517	4.00	
* 2 Naphthalene-d8	136	7.009	7.010	-0.001	99	860585	4.00	
* 3 Acenaphthene-d10	164	8.512	8.512	0.0	92	499241	4.00	
* 4 Phenanthrene-d10	188	9.775	9.775	0.0	97	815904	4.00	
* 5 Chrysene-d12	240	12.326	12.326	0.0	94	931554	4.00	
* 6 Perylene-d12	264	14.401	14.401	0.0	93	764764	4.00	
$ 7 2-Fluorophenol	112	4.608	4.613	-0.005	92	409820	4.68	
$ 8 Phenol-d5	99	5.523	5.523	0.0	88	555298	4.79	
$ 9 Nitrobenzene-d5	82	6.373	6.378	-0.005	90	366485	4.78	
$ 10 2-Fluorobiphenyl (Surr)	172	7.924	7.924	0.0	99	750843	4.81	
$ 11 2,4,6-Tribromophenol	330	9.176	9.176	0.0	89	121686	4.93	
$ 12 Terphenyl-d14	244	11.133	11.133	0.0	98	730505	4.72	
247 1-Chloronaphthalene	162		0.000					
249 4-Chlorophenol TIC	1		0.000					
246 Total Cresols	1		0.000					
23 Octachlorocyclopentene	1		0.000					
243 3-(1,1-Dimethylethyl Phenol) TIC	1		0.000					
242 Triphenyl Phosphate TIC	1		0.000					
238 Trimethyl phosphate TIC	1		0.000					
240 3-isopropylphenol TIC	1		0.000					
22 3-Methylcatechol	1		0.000					
14 4-Methylcatechol	1		0.000					
239 2,3,7,8 TCDF TIC	1		0.000					
13 Bis(2-hydroxyphenyl)methane	1		0.000					
20 2,5-Dichlorophenol	1		0.000					
248 Hexadecane	57		0.000					
19 Bis(4-hydroxyphenyl)methane	1		0.000					
245 n-Octadecane	57		0.000					
236 4-isopropylphenol TIC	1		0.000					
241 Tricresyl phosphate TIC	1		0.000					

Compound	Sig	RT	ADJ RT	DLT RT	Q	Response	On-Col Amt ng/ul	Flags
244 n-Decane	57		0.000					
16 2,3-Dichlorophenol	1		0.000					
21 Octachlorostyrene	1		0.000					
15 Catechol	1		0.000					
234 2-Isopropylphenol TIC	1		0.000					
18 Dimethylformamide	73		2.056					
24 1,4-Dioxane	88	2.324	2.324	0.0	92	174718	4.72	
25 N-Nitrosodimethylamine	74	2.784	2.784	0.0	91	216940	4.73	
26 Pyridine	79	2.832	2.838	-0.006	94	420121	4.83	
232 1-Methyl-2-pyrrilidinone	99	3.538	3.533	0.005	0	58576	0	
27 Ethyl methacrylate	69	3.538	3.538	0.0	88	270138	4.70	
28 3-Chloropropionitrile	54	3.934	3.934	0.0	85	189919	4.64	
30 2-Picoline	93		3.968					
31 N-Nitrosomethylethylamine	88		4.112					9
32 Malononitrile	66	4.287	4.292	-0.005	95	363721	4.66	
33 Acrylamide	71	4.319	4.312	0.007	1	92	0	
34 Methyl methanesulfonate	80		4.460					
29 3-Picoline	93		4.519					
233 n,n'-Dimethylacetamide	44	4.560	4.546	0.014	0	734	0	
35 N-Nitrosodiethylamine	102		4.883					
36 Ethyl methanesulfonate	79		5.182					9
37 2-Methylcyclohexanone	68	5.394	5.396	-0.002	1	532	0	
38 3-Methylcyclohexanone	69	5.437	5.434	0.003	1	421	0	
42 Phenylmercaptan	110		5.440					
39 4-Methylcyclohexanone	55	5.469	5.482	-0.013	4	2529	0	
40 Benzaldehyde	77	5.485	5.485	0.0	97	292047	4.97	
41 Phenol	94	5.533	5.539	-0.006	98	579579	4.74	
43 Aniline	93	5.581	5.581	0.0	99	656328	4.73	
44 Bis(2-chloroethyl)ether	93	5.635	5.640	-0.005	97	372187	4.76	
45 Pentachloroethane	167		5.658					
46 2-Chlorophenol	128	5.688	5.688	0.0	96	448348	4.73	
47 1,3-Dichlorobenzene	146	5.838	5.838	0.0	97	387019	4.69	
48 1,4-Dichlorobenzene	146	5.902	5.902	0.0	91	478019	4.67	
49 Benzyl alcohol	108	5.999	5.999	0.0	92	285378	4.82	
53 Indene	115		6.034					9
50 1,2-Dichlorobenzene	146	6.041	6.041	0.0	93	373491	4.75	
51 2-Methylphenol	108	6.089	6.090	-0.001	96	417490	4.77	
52 2,2'-oxybis[1-chloropropane]	45	6.122	6.122	0.0	90	375050	4.57	
191 3 & 4 Methylphenol	108	6.218	6.218	0.0	97	437174	4.77	
56 N-Nitrosodi-n-propylamine	70	6.234	6.234	0.0	83	250629	5.02	
57 Acetophenone	105	6.239	6.239	0.0	95	498057	4.78	
55 N-Nitrosopyrrolidine	100		6.247					
58 N-Nitrosomorpholine	56		6.279					
59 2-Toluidine	106		6.300					
60 Hexachloroethane	117	6.346	6.346	0.0	92	144583	4.65	
61 Nitrobenzene	77	6.394	6.394	0.0	82	399994	4.96	
62 N-Nitrosopiperidine	114		6.557					
63 Isophorone	82	6.598	6.598	0.0	99	649471	4.92	
65 2-Nitrophenol	139	6.672	6.673	-0.001	96	208917	4.53	
66 1,3,5-Trichlorobenzene	180	6.683	6.683	0.0	96	325187	4.86	
64 2,4-Dimethylphenol	107	6.689	6.689	0.0	89	454371	4.89	
69 Benzoic acid	122	6.737	6.753	-0.016	83	376017	10.2	

Compound	Sig	RT	ADJ RT	DLT RT	Q	Response	On-Col Amt ng/ul	Flags
68 Bis(2-chloroethoxy)methane	93	6.774	6.780	-0.006	98	438710	4.80	
67 o,o',o''-Triethylphosphorothioat	198		6.781					
71 2,4-Dichlorophenol	162	6.876	6.876	0.0	95	357542	4.90	
70 alpha,alpha-Dimethyl phenethylam	58		6.942					9
72 1,2,4-Trichlorobenzene	180	6.956	6.956	0.0	92	319900	4.72	
73 Naphthalene	128	7.031	7.031	0.0	95	998848	4.74	
74 4-Chloroaniline	127	7.063	7.063	0.0	84	466393	4.76	
75 2,6-Dichlorophenol	162		7.108					9
77 Hexachlorobutadiene	225	7.127	7.127	0.0	94	176774	4.92	
76 Hexachloropropene	213		7.140					
78 1,2,3-Trichlorobenzene	180	7.149	7.149	-0.001	92	303313	0	
79 Benzothiazole	135		7.163					9
80 Quinoline	129		7.227					9
83 Caprolactam	113	7.341	7.346	-0.005	80	96538	5.31	
81 N-Nitrosodi-n-butylamine	84		7.375					9
82 p-Phenylene diamine	108		7.397					
84 4-Chloro-3-methylphenol	107	7.453	7.459	-0.006	95	384652	4.97	
93 Safrole, Total	162		7.573					
85 2-Methylnaphthalene	142	7.619	7.619	0.0	89	632678	4.78	
86 1-Methylnaphthalene	142	7.705	7.705	0.0	92	616472	4.78	
87 1,2,3,5-Tetrachlorobenzene	216	7.748	7.748	0.0	95	314062	4.94	
88 Hexachlorocyclopentadiene	237	7.753	7.753	0.0	88	174818	4.87	
89 1,2,4,5-Tetrachlorobenzene	216		7.798					
225 Isosafrole Peak 1	162		7.819					
90 2,4,6-Trichlorophenol	196	7.849	7.849	0.0	92	253455	5.06	
91 2,4,5-Trichlorophenol	196	7.881	7.881	0.0	94	275802	4.98	
97 3,4-Dichloronitrobenzene	109		7.949					
94 2,4-Toluene diamine	121	7.994	7.994	0.0	97	200043	8.12	
96 1,2,3,4 -Tetrachlorobenzene	216	8.004	8.004	0.0	95	308845	0	
99 Phenyl ether	170		8.008					9
227 Isosafrole Peak 2	162		8.012					
95 1,1'-Biphenyl	154	8.010	8.015	-0.005	92	749531	4.74	
98 2-Chloronaphthalene	162	8.036	8.036	0.0	96	664928	4.85	
100 2-Nitroaniline	65	8.111	8.111	0.0	83	206873	4.73	
101 1,4-Naphthoquinone	158		8.220					
103 Dimethyl phthalate	163	8.250	8.256	-0.006	98	694431	4.97	
102 1,4-Dinitrobenzene	168		8.263					
105 2,6-Dinitrotoluene	165	8.309	8.309	0.0	95	148066	4.63	
104 1,3-Dinitrobenzene	168		8.327					
106 1,2-Dinitrobenzene	168	8.357	8.357	0.0	86	75182	4.64	
107 Acenaphthylene	152	8.395	8.395	0.0	92	985525	5.09	
108 3-Nitroaniline	138	8.454	8.454	0.0	95	202571	4.90	
110 Acenaphthene	153	8.539	8.539	0.0	91	594137	4.88	
109 2,4-Dinitrophenol	184	8.539	8.545	-0.006	68	171136	11.0	
111 4-Nitrophenol	109	8.566	8.571	-0.005	90	134657	4.87	
112 2,4-Dinitrotoluene	165	8.651	8.652	-0.001	87	209243	4.79	
114 Dibenzofuran	168	8.684	8.684	0.0	92	899687	4.87	
113 Pentachlorobenzene	250		8.691					9
115 2,3,5,6-Tetrachlorophenol	232	8.742	8.742	0.0	91	227870	4.89	
116 1-Naphthylamine	143		8.787					9
117 2,3,4,6-Tetrachlorophenol	232		8.819					
119 Diethyl phthalate	149	8.844	8.849	-0.005	97	648240	4.85	

Compound	Sig	RT	ADJ RT	DLT RT	Q	Response	On-Col Amt ng/ul	Flags
118 2-Naphthylamine	143		8.857					
121 4-Chlorophenyl phenyl ether	204	8.962	8.962	0.0	94	351620	4.88	
120 Thionazin	97		8.964					
123 4-Nitroaniline	138	8.972	8.972	0.0	82	199191	4.93	
124 Fluorene	166	8.978	8.978	0.0	87	717541	4.86	
126 4,6-Dinitro-2-methylphenol	198	8.994	8.999	-0.005	81	128745	5.08	
122 N-Nitro-o-toluidine	152		9.012					
130 N-Nitrosodiphenylamine	169	9.058	9.058	0.0	0	597575	5.00	
125 Tributyl phosphate	99		9.060					
131 Azobenzene	77	9.095	9.095	0.0	98	771310	4.78	
129 1,2-Diphenylhydrazine	77	9.095	9.095	0.0	0	771247	4.78	
128 Diphenylamine	169	9.058	9.103	-0.045	95	597575	4.86	
132 Sulfotepp	202		9.215					
133 1,3,5-Trinitrobenzene	213		9.295					
135 Phenacetin	108		9.343					9
228 Diallate Peak 1	86		9.343					
136 Phorate	121		9.354					9
137 4-Bromophenyl phenyl ether	248	9.379	9.379	0.0	62	201190	4.76	
230 Diallate Peak 2	86		9.418					
139 Hexachlorobenzene	284	9.443	9.443	0.0	90	205066	4.67	
140 Atrazine	200	9.491	9.491	0.0	91	137119	5.22	
138 Dimethoate	87		9.493					9
141 Pentachlorophenol	266	9.598	9.598	0.0	87	306646	9.30	
127 4-Aminobiphenyl	169		9.643					9
143 Pentachloronitrobenzene	237		9.659					9
142 Pronamide	173		9.675					
145 Dinoseb	211		9.787					
144 Disulfoton	88		9.793					9
146 Phenanthrene	178	9.796	9.796	0.0	96	1028425	4.71	
147 Anthracene	178	9.839	9.839	0.0	97	1024564	5.00	
149 Carbazole	167	9.962	9.962	0.0	82	977453	4.79	
148 DFTPP								
150 Methyl parathion	109		10.114					9
152 Diphenylsulfone	125		10.126					
151 Di-n-butyl phthalate	149	10.224	10.224	0.0	100	1064313	4.55	
153 Ethyl Parathion	97		10.440					9
154 4-Nitroquinoline-1-oxide	190		10.488					
155 Methapyrilene	58		10.536					9
156 Isodrin	66		10.729					9
157 Fluoranthene	202	10.807	10.807	0.0	98	1118838	4.85	
158 Benzidine	184	10.903	10.903	0.0	99	566708	4.66	
160 Pyrene	202	11.016	11.016	0.0	97	1207164	4.84	
164 4,4'-DDE	246		11.069					9
226 Aramite Peak 1	185		11.151					
229 Aramite Peak 2	185		11.221					
161 p-Dimethylamino azobenzene	225		11.328					
162 Chlorobenzilate	139		11.365					
163 4,4'-DDD	235		11.449					9
166 Butyl benzyl phthalate	149	11.615	11.615	0.0	96	434061	4.40	
165 Famphur	218		11.627					
167 3,3'-Dimethylbenzidine	212		11.681					9
168 4,4'-DDT	235		11.738					9

Compound	Sig	RT	ADJ RT	DLT RT	Q	Response	On-Col Amt ng/ul	Flags
169 2-Acetylaminofluorene	181		11.970					
174 Hexabromobenzene	232		12.164					
170 3,3'-Dimethoxybenzidine	244	12.224	12.224	0.0	94	226388	4.82	
172 4,4'-Methylene bis(2-chloroanili	231	12.262	12.262	0.0	65	207557	4.56	
173 3,3'-Dichlorobenzidine	252	12.262	12.262	0.0	68	467704	4.71	
171 Bis(2-ethylhexyl) phthalate	149	12.294	12.294	0.0	96	646373	4.59	
175 Benzo[a]anthracene	228	12.315	12.315	0.0	92	1100148	4.90	
176 Chrysene	228	12.363	12.364	-0.001	92	994850	4.72	
177 6-Methylchrysene	242		12.752					
178 Di-n-octyl phthalate	149	13.203	13.203	0.0	99	903756	4.83	
180 Benzo[b]fluoranthene	252	13.818	13.818	0.0	94	1036994	4.82	
181 Benzo[k]fluoranthene	252	13.861	13.861	0.0	95	1086712	4.74	
179 7,12-Dimethylbenz(a)anthracene	256		13.895					
182 Benzo[a]pyrene	252	14.316	14.316	0.0	77	990700	4.37	
183 3-Methylcholanthrene	268		14.949					
184 Dibenz[a,j]acridine	279		15.400					
185 Dibenz[a,h]acridine	279		15.474					
186 Indeno[1,2,3-cd]pyrene	276	16.054	16.054	0.0	98	1059524	4.87	
187 Dibenz(a,h)anthracene	278	16.086	16.086	0.0	78	872154	4.88	
188 Benzo[g,h,i]perylene	276	16.498	16.503	-0.005	92	884657	4.74	
S 189 Methyl Phenols,Total	100				0		4.77	
S 92 Isosafrole	162		5.138					7
S 134 Diallate	86		6.337					7
S 159 Aramite, Total	185		7.806					7
T 193 Hydroquinone TIC	110	7.309	0.0	7.309	90	58810	0	
T 195 Hexamethylphosphoramide TIC	1		0.000					1
T 192 Decane TIC	142	3.062	3.050	0.012	33	68	0	
T 194 Octadecane (TIC)	254	15.685	6.300	9.385	72	6876	0	
T 231 2,3,7,8-TCDD	322		8.700					1
T 197 Hexachlorophene TIC	198		9.000					3
T 237 Tris(2,3-dibromopropyl)phosphate	201	10.780	10.600	0.180	0	308	0	
T 196 Kepone TIC	272		12.250					1

QC Flag Legend

Processing Flags
1 - Missing Peaks
3 - Failed RT Window Test
7 - Failed Limit of Detection
9 - Failed A Reference Spectral Test

Report Date: 29-Mar-2013 09:58:59 Chrom Revision: 2.0 01-Feb-2013 10:03:10

TestAmerica Canton

Data File:	\\Ncchrom\ChromData\A4HP7\20130328-18338.b\30328003.D		
Injection Date:	28-Mar-2013 11:42:30	Limit Group:	MSS 8270 DOD ICAL
Client ID:		Instrument ID:	A4HP7
Lims Batch ID:	79745	Lims Sample ID:	3
Operator ID:	001710	Injection Vol:	1.0 ul
Column Type:	5% phenyl	Column Dia:	0.18 mm

Y Scaling:

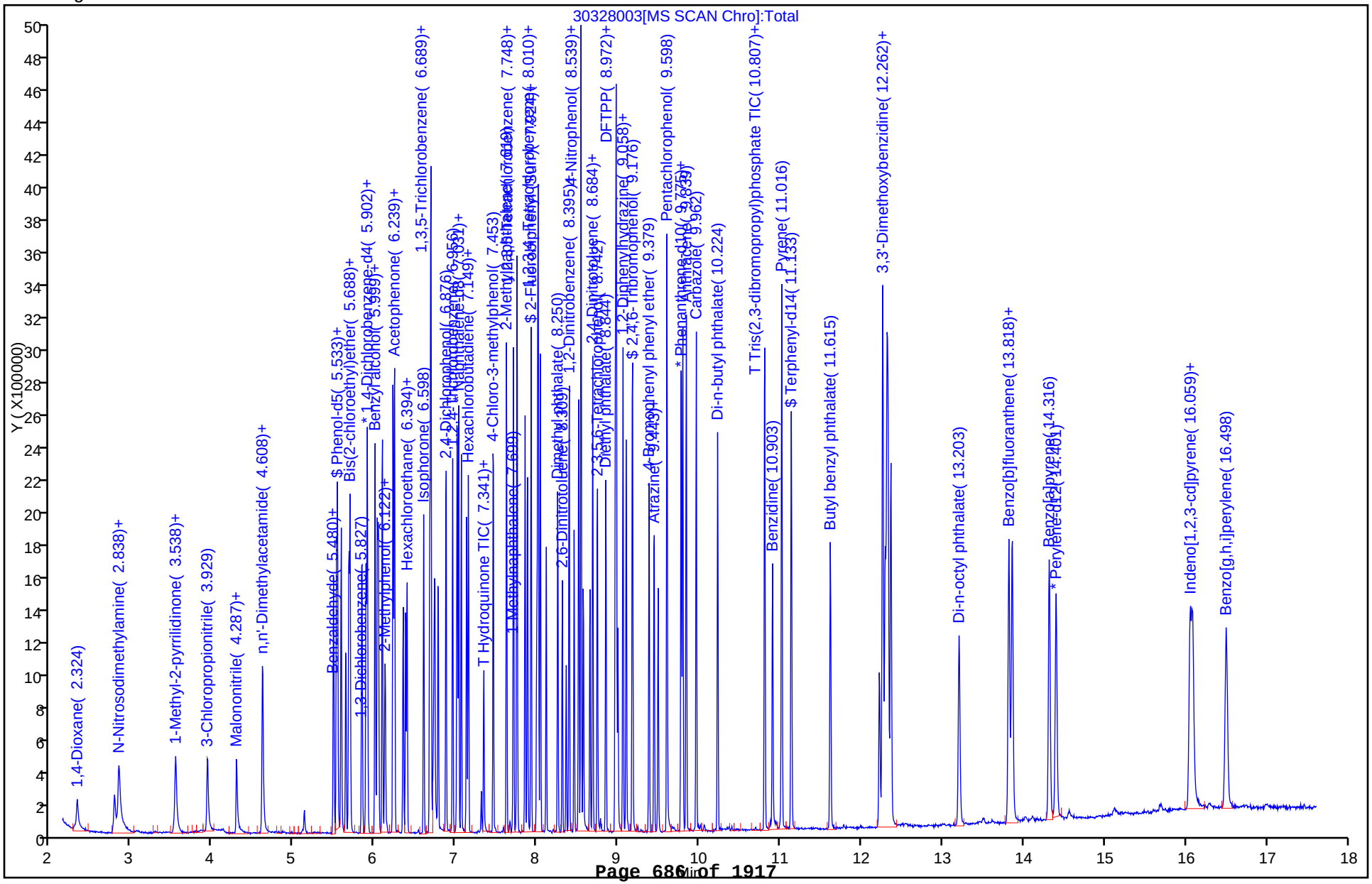

FORM I
GC/MS SEMI VOA ORGANICS ANALYSIS DATA SHEET

Lab Name: TestAmerica Canton | Job No.: 240-21987-1

SDG No.:

Client Sample ID: | Lab Sample ID: MRL 240-79745/7

Matrix: Water | Lab File ID: 30328007.D

Analysis Method: 8270C/DoD | Date Collected:

Extract. Method: | Date Extracted:

Sample wt/vol: 1(mL) | Date Analyzed: 03/28/2013 13:17

Con. Extract Vol.: | Dilution Factor: 1

Injection Volume: 1(uL) | Level: (low/med) Low

% Moisture: | GPC Cleanup:(Y/N) N

Analysis Batch No.: 79745 | Units: ng/uL

CAS NO.	COMPOUND NAME	RESULT	Q	LOQ	LOD	DL
83-32-9	Acenaphthene	4.70		0.00020	0.00010	0.00010
208-96-8	Acenaphthylene	4.85		0.00020	0.00010	0.00010
120-12-7	Anthracene	4.91		0.00020	0.00010	0.00010
56-55-3	Benzo[a]anthracene	4.83		0.00020	0.00010	0.00010
50-32-8	Benzo[a]pyrene	4.27		0.00020	0.00010	0.00010
205-99-2	Benzo[b]fluoranthene	4.67		0.00020	0.00010	0.00010
191-24-2	Benzo[g,h,i]perylene	4.81		0.00020	0.00010	0.00010
65-85-0	Benzoic acid	10.5		0.025	0.010	0.010
207-08-9	Benzo[k]fluoranthene	4.92		0.00020	0.00010	0.00010
100-51-6	Benzyl alcohol	4.73		0.0050	0.00080	0.00038
111-91-1	Bis(2-chloroethoxy)methane	4.85		0.0010	0.00080	0.00032
111-44-4	Bis(2-chloroethyl)ether	4.63		0.0010	0.00010	0.00010
108-60-1	bis (2-chloroisopropyl) ether	4.55		0.0010	0.00080	0.00040
117-81-7	Bis(2-ethylhexyl) phthalate	4.39		0.0020	0.00080	0.00080
101-55-3	4-Bromophenyl phenyl ether	4.72		0.0020	0.00080	0.00080
85-68-7	Butyl benzyl phthalate	4.28		0.0010	0.00080	0.00080
86-74-8	Carbazole	4.64		0.0010	0.00080	0.00028
106-47-8	4-Chloroaniline	4.73		0.0020	0.00080	0.00080
59-50-7	4-Chloro-3-methylphenol	4.95		0.0020	0.00080	0.00080
91-58-7	2-Chloronaphthalene	4.62		0.0010	0.00010	0.00010
95-57-8	2-Chlorophenol	4.85		0.0010	0.00080	0.00029
7005-72-3	4-Chlorophenyl phenyl ether	4.79		0.0020	0.00080	0.00030
218-01-9	Chrysene	4.72		0.00020	0.00010	0.00010
53-70-3	Dibenz(a,h)anthracene	4.90		0.00020	0.00010	0.00010
132-64-9	Dibenzofuran	4.61		0.0010	0.00010	0.00010
95-50-1	1,2-Dichlorobenzene	4.76		0.0010	0.00080	0.00029
541-73-1	1,3-Dichlorobenzene	4.73		0.0010	0.00080	0.00080
106-46-7	1,4-Dichlorobenzene	4.70		0.0010	0.00080	0.00034
91-94-1	3,3'-Dichlorobenzidine	4.64		0.0050	0.00080	0.00037
120-83-2	2,4-Dichlorophenol	4.90		0.0020	0.00080	0.00080
84-66-2	Diethyl phthalate	4.74		0.0010	0.00080	0.00060
105-67-9	2,4-Dimethylphenol	5.00		0.0020	0.00080	0.00080
131-11-3	Dimethyl phthalate	4.69		0.0010	0.00080	0.00029
84-74-2	Di-n-butyl phthalate	4.39		0.0010	0.00080	0.00067

FORM I
GC/MS SEMI VOA ORGANICS ANALYSIS DATA SHEET

Lab Name: TestAmerica Canton | Job No.: 240-21987-1

SDG No.:

Client Sample ID: | Lab Sample ID: MRL 240-79745/7

Matrix: Water | Lab File ID: 30328007.D

Analysis Method: 8270C/DoD | Date Collected:

Extract. Method: | Date Extracted:

Sample wt/vol: 1(mL) | Date Analyzed: 03/28/2013 13:17

Con. Extract Vol.: | Dilution Factor: 1

Injection Volume: 1(uL) | Level: (low/med) Low

% Moisture: | GPC Cleanup:(Y/N) N

Analysis Batch No.: 79745 | Units: ng/uL

CAS NO.	COMPOUND NAME	RESULT	Q	LOQ	LOD	DL
534-52-1	4,6-Dinitro-2-methylphenol	5.23		0.0050	0.0024	0.0024
51-28-5	2,4-Dinitrophenol	10.2		0.0050	0.0024	0.0024
121-14-2	2,4-Dinitrotoluene	4.54		0.0050	0.00080	0.00027
606-20-2	2,6-Dinitrotoluene	4.42		0.0050	0.00080	0.00080
117-84-0	Di-n-octyl phthalate	4.57		0.0010	0.00080	0.00080
206-44-0	Fluoranthene	4.73		0.00020	0.00010	0.00010
86-73-7	Fluorene	4.74		0.00020	0.00010	0.00010
118-74-1	Hexachlorobenzene	4.70		0.00020	0.00010	0.00010
87-68-3	Hexachlorobutadiene	4.77		0.0010	0.00080	0.00027
77-47-4	Hexachlorocyclopentadiene	4.68		0.010	0.00080	0.00080
67-72-1	Hexachloroethane	4.83		0.0010	0.00080	0.00080
193-39-5	Indeno[1,2,3-cd]pyrene	4.89		0.00020	0.00010	0.00010
78-59-1	Isophorone	4.87		0.0010	0.00080	0.00027
91-57-6	2-Methylnaphthalene	4.73		0.00020	0.00010	0.00010
95-48-7	2-Methylphenol	4.76		0.0010	0.00080	0.00080
15831-10-4	3 & 4 Methylphenol	4.79		0.0020	0.00080	0.00080
91-20-3	Naphthalene	4.73		0.00020	0.00010	0.00010
88-74-4	2-Nitroaniline	4.45		0.0020	0.00080	0.00080
99-09-2	3-Nitroaniline	4.51		0.0020	0.00080	0.00028
100-01-6	4-Nitroaniline	4.89		0.0020	0.00080	0.00080
98-95-3	Nitrobenzene	4.86		0.0010	0.00010	0.000040
88-75-5	2-Nitrophenol	4.57		0.0020	0.00080	0.00028
100-02-7	4-Nitrophenol	4.64		0.0050	0.0024	0.0024
621-64-7	N-Nitrosodi-n-propylamine	4.84		0.0010	0.00080	0.00080
86-30-6	N-Nitrosodiphenylamine	0.00080	U ^	0.0010	0.00080	0.00031
87-86-5	Pentachlorophenol	9.12		0.0050	0.0024	0.0024
85-01-8	Phenanthrene	4.62		0.00020	0.00010	0.00010
108-95-2	Phenol	4.77		0.0010	0.00080	0.00060
129-00-0	Pyrene	4.83		0.00020	0.00010	0.00010
120-82-1	1,2,4-Trichlorobenzene	4.82		0.0010	0.00080	0.00028
95-95-4	2,4,5-Trichlorophenol	4.90		0.0050	0.00080	0.00030
88-06-2	2,4,6-Trichlorophenol	4.94		0.0050	0.00080	0.00080

FORM I

GC/MS SEMI VOA ORGANICS ANALYSIS DATA SHEET

Lab Name: TestAmerica Canton | Job No.: 240-21987-1

SDG No.:

Client Sample ID: | Lab Sample ID: MRL 240-79745/7

Matrix: Water | Lab File ID: 30328007.D

Analysis Method: 8270C/DoD | Date Collected:

Extract. Method: | Date Extracted:

Sample wt/vol: 1(mL) | Date Analyzed: 03/28/2013 13:17

Con. Extract Vol.: | Dilution Factor: 1

Injection Volume: 1(uL) | Level: (low/med) Low

% Moisture: | GPC Cleanup:(Y/N) N

Analysis Batch No.: 79745 | Units: ng/uL

CAS NO.	SURROGATE	%REC	Q	LIMITS
321-60-8	2-Fluorobiphenyl (Surr)	92		70-130
367-12-4	2-Fluorophenol (Surr)	94		50-150
4165-60-0	Nitrobenzene-d5 (Surr)	96		50-150
4165-62-2	Phenol-d5 (Surr)	97		50-150
1718-51-0	Terphenyl-d14 (Surr)	95		50-150
118-79-6	2,4,6-Tribromophenol (Surr)	91		50-150

Report Date: 29-Mar-2013 09:59:46 Chrom Revision: 2.0 01-Feb-2013 10:03:10

TestAmerica Canton
Target Compound Quantitation Report

Data File:	\\Ncchrom\ChromData\A4HP7\20130328-18338.b\30328007.D		
Lims ID:	mrl qccl	Client ID:	
Inject. Date:	28-Mar-2013 13:17:30	Dil. Factor:	1.0000
Sample Type:	MRL		
Sample ID:	240-0018338-007		
Misc. Info.:	MRL QCCL		
Operator:	001710	Instrument ID:	A4HP7
Injection Vol:	1.0 ul	ALS Bottle#:	3
Lims Batch ID:	79745	Lims Sample ID:	7
Detector:	MS SCAN		

Method:	\\Ncchrom\ChromData\A4HP7\20130328-18338.b\8270_hp7.m		
Last Update:	29-Mar-2013 09:59:45	Calib Date:	26-Mar-2013 17:03:30
Quant Method:	Internal Standard	Quant By:	Initial Calibration
Last ICal File:	\\Ncchrom\ChromData\A4HP7\20130326-18258.b\30326020.D		
Limit Group:	MSS 8270 DOD ICAL		
Integrator:	RTE	ID Type:	Deconvolution ID
Column Type:	5% phenyl	Column Dia:	0.18 mm
Process Host:	XAWRK008		

First Level Reviewer: gruberj Date: 28-Mar-2013 13:48:11

Compound	Sig	RT	ADJ RT	DLT RT	Q	Response	On-Col Amt ng/ul	Flags
* 1 1,4-Dichlorobenzene-d4	152	5.886	5.886	0.0	97	238405	4.00	
* 2 Naphthalene-d8	136	7.009	7.010	-0.001	100	928853	4.00	
* 3 Acenaphthene-d10	164	8.512	8.512	0.0	91	561602	4.00	
* 4 Phenanthrene-d10	188	9.775	9.775	0.0	97	900507	4.00	
* 5 Chrysene-d12	240	12.331	12.326	0.005	95	1002557	4.00	
* 6 Perylene-d12	264	14.401	14.401	0.0	97	823447	4.00	
$ 7 2-Fluorophenol	112	4.613	4.613	0.0	92	444205	4.69	
$ 8 Phenol-d5	99	5.522	5.523	-0.001	88	604528	4.83	
$ 9 Nitrobenzene-d5	82	6.378	6.378	0.0	85	398530	4.81	
$ 10 2-Fluorobiphenyl (Surr)	172	7.924	7.924	0.0	99	810890	4.62	
$ 11 2,4,6-Tribromophenol	330	9.176	9.176	0.0	89	125673	4.55	
$ 12 Terphenyl-d14	244	11.133	11.133	0.0	99	794047	4.76	
247 1-Chloronaphthalene	162		0.000					
249 4-Chlorophenol TIC	1		0.000					
246 Total Cresols	1		0.000					
23 Octachlorocyclopentene	1		0.000					
243 3-(1,1-Dimethylethyl Phenol) TIC	1		0.000					
242 Triphenyl Phosphate TIC	1		0.000					
238 Trimethyl phosphate TIC	1		0.000					
240 3-isopropylphenol TIC	1		0.000					
22 3-Methylcatechol	1		0.000					
14 4-Methylcatechol	1		0.000					
239 2,3,7,8 TCDF TIC	1		0.000					
13 Bis(2-hydroxyphenyl)methane	1		0.000					
20 2,5-Dichlorophenol	1		0.000					
248 Hexadecane	57		0.000					
19 Bis(4-hydroxyphenyl)methane	1		0.000					
245 n-Octadecane	57		0.000					
236 4-isopropylphenol TIC	1		0.000					
241 Tricresyl phosphate TIC	1		0.000					

Compound	Sig	RT	ADJ RT	DLT RT	Q	Response	On-Col Amt ng/ul	Flags
244 n-Decane	57		0.000					
16 2,3-Dichlorophenol	1		0.000					
21 Octachlorostyrene	1		0.000					
15 Catechol	1		0.000					
234 2-Isopropylphenol TIC	1		0.000					
18 Dimethylformamide	73		2.056					
24 1,4-Dioxane	88	2.329	2.324	0.005	89	177572	4.43	M
25 N-Nitrosodimethylamine	74	2.789	2.784	0.005	88	242986	4.90	
26 Pyridine	79	2.843	2.838	0.005	97	438236	4.66	
232 1-Methyl-2-pyrrilidinone	99	3.543	3.533	0.010	0	64246	0	
27 Ethyl methacrylate	69	3.543	3.538	0.005	87	285174	4.59	
28 3-Chloropropionitrile	54	3.934	3.934	0.0	86	204762	4.63	
30 2-Picoline	93		3.968					
31 N-Nitrosomethylethylamine	88		4.112					9
32 Malononitrile	66	4.292	4.292	0.0	95	406830	4.83	
33 Acrylamide	71		4.312					
34 Methyl methanesulfonate	80		4.460					
29 3-Picoline	93		4.519					9
233 n,n'-Dimethylacetamide	44	4.549	4.546	0.003	0	680	0	
35 N-Nitrosodiethylamine	102		4.883					
36 Ethyl methanesulfonate	79		5.182					9
37 2-Methylcyclohexanone	68	5.399	5.396	0.003	1	325	0	
38 3-Methylcyclohexanone	69	5.421	5.434	-0.013	1	185	0	
42 Phenylmercaptan	110		5.440					9
39 4-Methylcyclohexanone	55	5.533	5.482	0.051	13	49986	0	
40 Benzaldehyde	77	5.485	5.485	0.0	96	313207	4.93	
41 Phenol	94	5.533	5.539	-0.006	98	630998	4.77	
43 Aniline	93	5.581	5.581	0.0	98	705528	4.71	
44 Bis(2-chloroethyl)ether	93	5.640	5.640	0.0	98	391671	4.63	
45 Pentachloroethane	167		5.658					
46 2-Chlorophenol	128	5.688	5.688	0.0	96	496925	4.85	
47 1,3-Dichlorobenzene	146	5.838	5.838	0.0	95	421252	4.73	
48 1,4-Dichlorobenzene	146	5.902	5.902	0.0	91	520155	4.70	
49 Benzyl alcohol	108	5.999	5.999	-0.001	92	302586	4.73	
53 Indene	115		6.034					
50 1,2-Dichlorobenzene	146	6.041	6.041	0.0	94	404538	4.76	
51 2-Methylphenol	108	6.089	6.090	-0.001	96	450281	4.76	
52 2,2'-oxybis[1-chloropropane]	45	6.122	6.122	0.0	90	403603	4.55	
191 3 & 4 Methylphenol	108	6.218	6.218	0.0	97	474436	4.79	
56 N-Nitrosodi-n-propylamine	70	6.234	6.234	0.0	85	261621	4.84	
57 Acetophenone	105	6.239	6.239	0.0	95	543567	4.83	
55 N-Nitrosopyrrolidine	100		6.247					9
58 N-Nitrosomorpholine	56		6.279					
59 2-Toluidine	106		6.300					
60 Hexachloroethane	117	6.346	6.346	0.0	91	162158	4.83	
61 Nitrobenzene	77	6.394	6.394	0.0	84	423029	4.86	
62 N-Nitrosopiperidine	114		6.557					
63 Isophorone	82	6.598	6.598	0.0	99	694655	4.87	
65 2-Nitrophenol	139	6.672	6.673	-0.001	95	227640	4.57	
66 1,3,5-Trichlorobenzene	180	6.683	6.683	0.0	95	365706	5.06	
64 2,4-Dimethylphenol	107	6.688	6.689	-0.001	94	501904	5.00	
69 Benzoic acid	122	6.737	6.753	-0.016	84	420382	10.5	

Compound	Sig	RT	ADJ RT	DLT RT	Q	Response	On-Col Amt ng/ul	Flags
68 Bis(2-chloroethoxy)methane	93	6.779	6.780	-0.001	96	477877	4.85	
67 o,o',o''-Triethylphosphorothioat	198		6.781					
71 2,4-Dichlorophenol	162	6.876	6.876	0.0	94	385598	4.90	
70 alpha,alpha-Dimethyl phenethylam	58		6.942					9
72 1,2,4-Trichlorobenzene	180	6.956	6.956	0.0	92	352784	4.82	
73 Naphthalene	128	7.031	7.031	0.0	95	1075752	4.73	
74 4-Chloroaniline	127	7.063	7.063	0.0	86	500164	4.73	
75 2,6-Dichlorophenol	162		7.108					9
77 Hexachlorobutadiene	225	7.127	7.127	0.0	95	185054	4.77	
76 Hexachloropropene	213		7.140					
78 1,2,3-Trichlorobenzene	180	7.148	7.149	-0.001	92	327661	0	
79 Benzothiazole	135		7.163					9
80 Quinoline	129		7.227					
83 Caprolactam	113	7.341	7.346	-0.005	79	106483	5.43	
81 N-Nitrosodi-n-butylamine	84		7.375					9
82 p-Phenylene diamine	108		7.397					
84 4-Chloro-3-methylphenol	107	7.459	7.459	0.0	96	413451	4.95	
93 Safrole, Total	162		7.573					
85 2-Methylnaphthalene	142	7.619	7.619	0.0	91	675788	4.73	
86 1-Methylnaphthalene	142	7.705	7.705	0.0	89	652824	4.69	
87 1,2,3,5-Tetrachlorobenzene	216	7.748	7.748	0.0	94	336766	4.71	
88 Hexachlorocyclopentadiene	237	7.753	7.753	0.0	90	188532	4.68	
89 1,2,4,5-Tetrachlorobenzene	216		7.798					
225 Isosafrole Peak 1	162		7.819					
90 2,4,6-Trichlorophenol	196	7.849	7.849	0.0	92	278462	4.94	
91 2,4,5-Trichlorophenol	196	7.881	7.881	0.0	94	305209	4.90	
97 3,4-Dichloronitrobenzene	109		7.949					
94 2,4-Toluene diamine	121	7.994	7.994	0.0	97	196932	7.44	
96 1,2,3,4 -Tetrachlorobenzene	216	8.004	8.004	0.0	94	332080	0	
99 Phenyl ether	170		8.008					9
227 Isosafrole Peak 2	162		8.012					
95 1,1'-Biphenyl	154	8.015	8.015	0.0	92	829466	4.67	
98 2-Chloronaphthalene	162	8.036	8.036	0.0	95	713017	4.62	
100 2-Nitroaniline	65	8.111	8.111	0.0	83	218362	4.45	
101 1,4-Naphthoquinone	158		8.220					
103 Dimethyl phthalate	163	8.250	8.256	-0.006	98	737772	4.69	
102 1,4-Dinitrobenzene	168		8.263					
105 2,6-Dinitrotoluene	165	8.309	8.309	0.0	92	158023	4.42	
104 1,3-Dinitrobenzene	168		8.327					
106 1,2-Dinitrobenzene	168	8.357	8.357	0.0	85	81601	4.49	
107 Acenaphthylene	152	8.395	8.395	0.0	91	1056066	4.85	
108 3-Nitroaniline	138	8.454	8.454	0.0	95	208271	4.51	
110 Acenaphthene	153	8.539	8.539	0.0	89	643670	4.70	
109 2,4-Dinitrophenol	184	8.544	8.545	-0.001	63	173826	10.2	
111 4-Nitrophenol	109	8.571	8.571	0.0	91	143243	4.64	
112 2,4-Dinitrotoluene	165	8.651	8.652	-0.001	91	222219	4.54	
114 Dibenzofuran	168	8.684	8.684	0.0	90	957794	4.61	
113 Pentachlorobenzene	250		8.691					9
115 2,3,5,6-Tetrachlorophenol	232	8.742	8.742	0.0	93	237040	4.55	
116 1-Naphthylamine	143		8.787					9
117 2,3,4,6-Tetrachlorophenol	232		8.819					
119 Diethyl phthalate	149	8.844	8.849	-0.005	97	711510	4.74	

Compound	Sig	RT	ADJ RT	DLT RT	Q	Response	On-Col Amt ng/ul	Flags
118 2-Naphthylamine	143		8.857					
121 4-Chlorophenyl phenyl ether	204	8.962	8.962	0.0	94	388822	4.79	
120 Thionazin	97		8.964					9
123 4-Nitroaniline	138	8.972	8.972	0.0	80	221737	4.89	
124 Fluorene	166	8.978	8.978	0.0	91	787476	4.74	
126 4,6-Dinitro-2-methylphenol	198	8.999	8.999	0.0	78	148134	5.23	
122 N-Nitro-o-toluidine	152		9.012					
130 N-Nitrosodiphenylamine	169		9.058					
125 Tributyl phosphate	99		9.060					
131 Azobenzene	77	9.095	9.095	0.0	98	845252	4.75	
129 1,2-Diphenylhydrazine	77		9.095					
128 Diphenylamine	169	9.058	9.103	-0.045	91	637342	4.70	
132 Sulfotepp	202	9.170	9.215	-0.045	77	86103	4.91	
133 1,3,5-Trinitrobenzene	213		9.295					
135 Phenacetin	108		9.343					9
228 Diallate Peak 1	86		9.343					1
136 Phorate	121		9.354					9
137 4-Bromophenyl phenyl ether	248	9.379	9.379	0.0	64	219770	4.72	
230 Diallate Peak 2	86		9.418					
139 Hexachlorobenzene	284	9.443	9.443	0.0	90	227664	4.70	
140 Atrazine	200	9.491	9.491	0.0	91	139376	4.81	
138 Dimethoate	87		9.493					9
141 Pentachlorophenol	266	9.598	9.598	0.0	85	331214	9.12	
127 4-Aminobiphenyl	169		9.643					9
143 Pentachloronitrobenzene	237		9.659					9
142 Pronamide	173		9.675					
145 Dinoseb	211		9.787					
144 Disulfoton	88		9.793					
146 Phenanthrene	178	9.796	9.796	0.0	96	1113668	4.62	
147 Anthracene	178	9.839	9.839	0.0	97	1110098	4.91	
149 Carbazole	167	9.962	9.962	0.0	82	1044663	4.64	
148 DFTPP								
150 Methyl parathion	109		10.114					
152 Diphenylsulfone	125		10.126					
151 Di-n-butyl phthalate	149	10.224	10.224	0.0	100	1131466	4.39	
153 Ethyl Parathion	97		10.440					9
154 4-Nitroquinoline-1-oxide	190		10.488					9
155 Methapyrilene	58		10.536					
156 Isodrin	66		10.729					9
157 Fluoranthene	202	10.807	10.807	0.0	97	1203306	4.73	
158 Benzidine	184	10.903	10.903	0.0	99	579453	4.45	
160 Pyrene	202	11.016	11.016	0.0	97	1294947	4.83	
164 4,4'-DDE	246		11.069					9
226 Aramite Peak 1	185		11.151					
229 Aramite Peak 2	185		11.221					
161 p-Dimethylamino azobenzene	225		11.328					
162 Chlorobenzilate	139		11.365					9
163 4,4'-DDD	235		11.449					9
166 Butyl benzyl phthalate	149	11.615	11.615	0.0	97	453529	4.28	
165 Famphur	218		11.627					
167 3,3'-Dimethylbenzidine	212		11.681					
168 4,4'-DDT	235		11.738					9

Compound	Sig	RT	ADJ RT	DLT RT	Q	Response	On-Col Amt ng/ul	Flags
169 2-Acetylaminofluorene	181		11.970					
174 Hexabromobenzene	232		12.164					
170 3,3'-Dimethoxybenzidine	244	12.224	12.224	0.0	94	222918	4.54	
172 4,4'-Methylene bis(2-chloroanili	231	12.262	12.262	0.0	67	223318	4.56	
173 3,3'-Dichlorobenzidine	252	12.262	12.262	0.0	71	495497	4.64	
171 Bis(2-ethylhexyl) phthalate	149	12.294	12.294	0.0	97	663463	4.39	
175 Benzo[a]anthracene	228	12.315	12.315	0.0	98	1167674	4.83	
176 Chrysene	228	12.363	12.364	-0.001	94	1070603	4.72	
177 6-Methylchrysene	242		12.752					
178 Di-n-octyl phthalate	149	13.203	13.203	0.0	99	913881	4.57	
180 Benzo[b]fluoranthene	252	13.818	13.818	0.0	94	1082725	4.67	
181 Benzo[k]fluoranthene	252	13.861	13.861	0.0	99	1215175	4.92	
179 7,12-Dimethylbenz(a)anthracene	256		13.895					
182 Benzo[a]pyrene	252	14.321	14.316	0.005	75	1043057	4.27	
183 3-Methylcholanthrene	268		14.949					
184 Dibenz[a,j]acridine	279		15.400					
185 Dibenz[a,h]acridine	279		15.474					
186 Indeno[1,2,3-cd]pyrene	276	16.054	16.054	0.0	95	1144423	4.89	
187 Dibenz(a,h)anthracene	278	16.086	16.086	0.0	77	943296	4.90	
188 Benzo[g,h,i]perylene	276	16.509	16.503	0.006	95	967261	4.81	
S 189 Methyl Phenols,Total	100				0		4.76	
S 92 Isosafrole	162		5.138					7
S 134 Diallate	86		6.337					7
S 159 Aramite, Total	185		7.806					7
T 193 Hydroquinone TIC	110	7.309	0.0	7.309	80	56532	0	
T 195 Hexamethylphosphoramide TIC	1		0.000					1
T 192 Decane TIC	142	2.928	3.050	-0.122	1	312	0	
T 194 Octadecane (TIC)	254	14.027	6.300	7.727	72	19830	0	
T 231 2,3,7,8-TCDD	322		8.700					1
T 197 Hexachlorophene TIC	198		9.000					3
T 237 Tris(2,3-dibromopropyl)phosphate	201	10.807	10.600	0.207	0	169763	0	
T 196 Kepone TIC	272		12.250					3

QC Flag Legend

Processing Flags
1 - Missing Peaks
3 - Failed RT Window Test
7 - Failed Limit of Detection
9 - Failed A Reference Spectral Test

Review Flags
M - Manually Integrated

Report Date: 29-Mar-2013 09:59:46 Chrom Revision: 2.0 01-Feb-2013 10:03:10

TestAmerica Canton

Data File:	\\Ncchrom\ChromData\A4HP7\20130328-18338.b\30328007.D		
Injection Date:	28-Mar-2013 13:17:30	Limit Group:	MSS 8270 DOD ICAL
Client ID:		Instrument ID:	A4HP7
Lims Batch ID:	79745	Lims Sample ID:	7
Operator ID:	001710	Injection Vol:	1.0 ul
Column Type:	5% phenyl	Column Dia:	0.18 mm

Y Scaling:

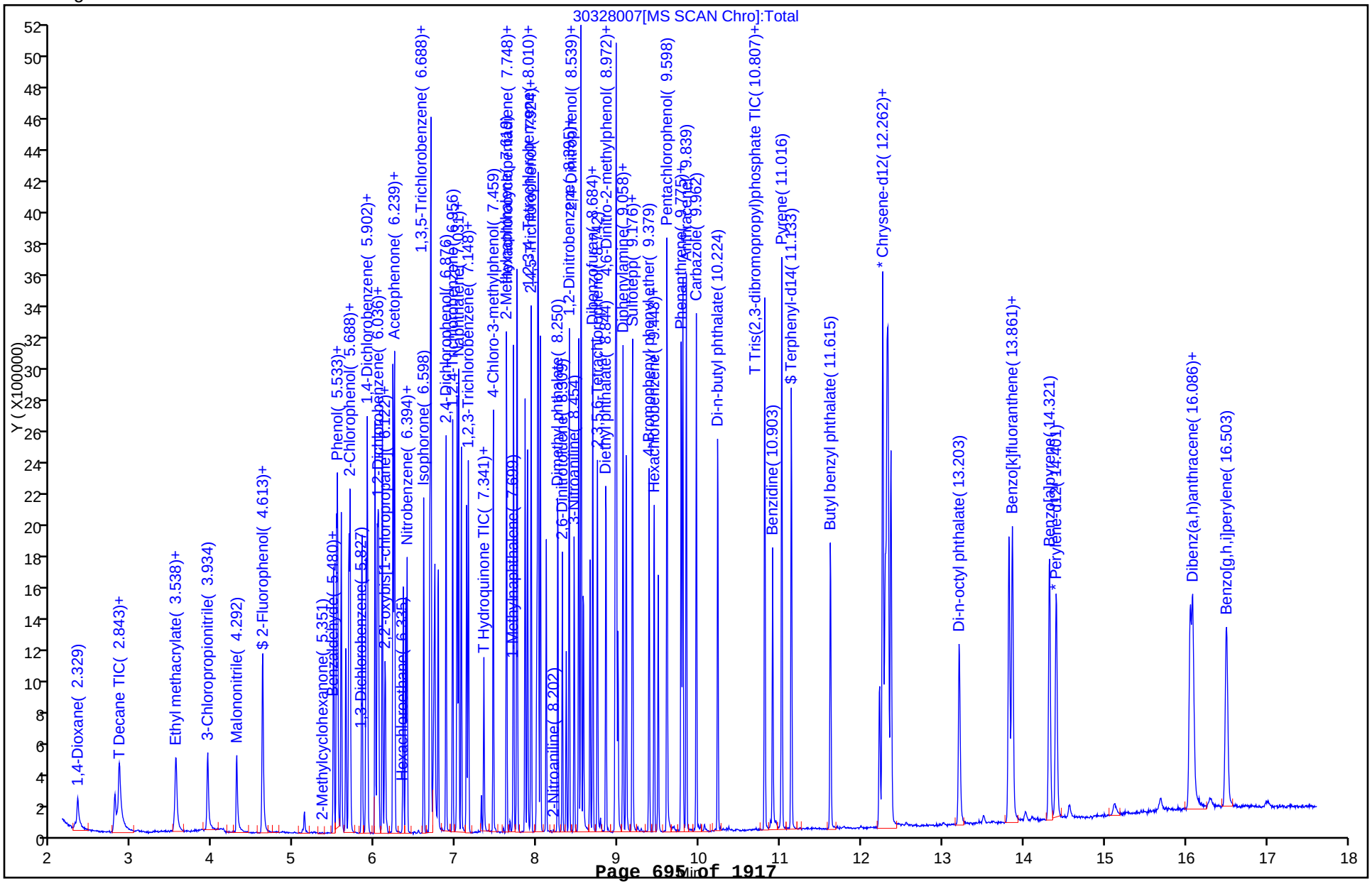

GC/MS SEMI VOA ANALYSIS RUN LOG

Lab Name: TestAmerica Canton Job No.: 240-21987-1

SDG No.:

Instrument ID: A4HP7 Start Date: 03/26/2013 09:31

Analysis Batch Number: 79445 End Date: 03/26/2013 17:27

LAB SAMPLE ID	CLIENT SAMPLE ID	DATE ANALYZED	DILUTION FACTOR	LAB FILE ID	COLUMN ID
DFTPP 240-79445/1		03/26/2013 09:31	1	30326001.D	RXI-5SILMS 0.45(mm)
STD5 240-79445/2 IC		03/26/2013 09:55	1	30326002.D	RXI-5SILMS 0.45(mm)
STD4 240-79445/3 IC		03/26/2013 10:18	1	30326003.D	RXI-5SILMS 0.45(mm)
STD3 240-79445/4 IC		03/26/2013 10:42	1	30326004.D	RXI-5SILMS 0.45(mm)
STD2 240-79445/5 IC		03/26/2013 11:06	1	30326005.D	RXI-5SILMS 0.45(mm)
STD1 240-79445/6 IC		03/26/2013 11:30	1	30326006.D	RXI-5SILMS 0.45(mm)
STD9 240-79445/7 IC		03/26/2013 11:53	1	30326007.D	RXI-5SILMS 0.45(mm)
STD8 240-79445/8 IC		03/26/2013 12:17	1	30326008.D	RXI-5SILMS 0.45(mm)
STD7 240-79445/9 IC		03/26/2013 12:41	1	30326009.D	RXI-5SILMS 0.45(mm)
STD6 240-79445/10 ICIS		03/26/2013 13:05	1	30326010.D	RXI-5SILMS 0.45(mm)
ICV 240-79445/12		03/26/2013 13:52	1	30326012.D	RXI-5SILMS 0.45(mm)
STD9 240-79445/13 IC		03/26/2013 14:16	1		RXI-5SILMS 0.45(mm)
STD8 240-79445/14 IC		03/26/2013 14:40	1		RXI-5SILMS 0.45(mm)
STD7 240-79445/15 IC		03/26/2013 15:04	1		RXI-5SILMS 0.45(mm)
STD6 240-79445/16 IC		03/26/2013 15:28	1		RXI-5SILMS 0.45(mm)
STD5 240-79445/17 IC		03/26/2013 15:51	1		RXI-5SILMS 0.45(mm)
STD4 240-79445/18 IC		03/26/2013 16:15	1		RXI-5SILMS 0.45(mm)
STD3 240-79445/19 IC		03/26/2013 16:39	1		RXI-5SILMS 0.45(mm)
STD2 240-79445/20 IC		03/26/2013 17:03	1		RXI-5SILMS 0.45(mm)
ICV 240-79445/21		03/26/2013 17:27	1		RXI-5SILMS 0.45(mm)

GC/MS SEMI VOA ANALYSIS RUN LOG

Lab Name: TestAmerica Canton Job No.: 240-21987-1

SDG No.:

Instrument ID: A4HP7 Start Date: 03/28/2013 10:54

Analysis Batch Number: 79745 End Date: 03/28/2013 13:17

LAB SAMPLE ID	CLIENT SAMPLE ID	DATE ANALYZED	DILUTION FACTOR	LAB FILE ID	COLUMN ID
DFTPP 240-79745/1		03/28/2013 10:54	1	30328001.D	RXI-5SILMS 0.45(mm)
CCV 240-79745/2		03/28/2013 11:18	1	30328002.D	RXI-5SILMS 0.45(mm)
MRL 240-79745/3		03/28/2013 11:42	1	30328003.D	RXI-5SILMS 0.45(mm)
MB 240-78456/17-A		03/28/2013 12:06	1	30328004.D	RXI-5SILMS 0.45(mm)
LCS 240-78456/18-A		03/28/2013 12:29	1	30328005.D	RXI-5SILMS 0.45(mm)
240-21987-1	079-0007-0001-SOURCEW ATER	03/28/2013 12:53	1	30328006.D	RXI-5SILMS 0.45(mm)
MRL 240-79745/7		03/28/2013 13:17	1	30328007.D	RXI-5SILMS 0.45(mm)

GC/MS SEMI VOA BATCH WORKSHEET

Lab Name: TestAmerica Canton Job No.: 240-21987-1

SDG No.:

Batch Number: 78456 Batch Start Date: 03/15/13 12:00 Batch Analyst: Cerne, Amanda

Batch Method: 3520C Batch End Date: 03/16/13 06:00

Lab Sample ID	Client Sample ID	Method Chain	Basis	InitialAmount	FinalAmount	ReceivedpH	FirstAdjustpH	EXBNALCS1 00034	EXBNASURRW 00023
240-21987-P-1	079-0007-0001-SO URCEWATER	3520C, 8270C/DoD	T	990 mL	2 mL	7	2		1 mL
MB 240-78456/17		3520C, 8270C/DoD		1000 mL	2 mL	7	2		1 mL
LCS 240-78456/18		3520C, 8270C/DoD		1000 mL	2 mL	7	2	1 mL	1 mL

Lab Sample ID	Client Sample ID	Method Chain	Basis	EXRESTEKSPKW 00019					
240-21987-P-1	079-0007-0001-SO URCEWATER	3520C, 8270C/DoD	T						
MB 240-78456/17		3520C, 8270C/DoD							
LCS 240-78456/18		3520C, 8270C/DoD		1 mL					

Batch Notes	
Acid used for pH adjust Lot #	711898
Person's name who did the concentration	lah/cc/ac
Na2SO4 Lot Number	857424
Prep Solvent Lot #	883348

Basis	Basis Description
T	Total/NA

The pound sign (#) in the amount added field denotes that the reagent was used undiluted. All calculations are performed using the stated concentration for this reagent.

Method 8015B GRO DOD

Gasoline Range Organics (GC) by Method 8015B DOD

FORM II
GC VOA SURROGATE RECOVERY

Lab Name: TestAmerica Canton Job No.: 240-21987-1

SDG No.:

Matrix: Water Level: Low

GC Column (2):

Client Sample ID	Lab Sample ID	TFT #
079-0007-0001-SOUR CEWATER	240-21987-1	73
079-0009-0001-TB TRIP BLANK	240-21987-3	61
	MB 240-79100/38	50
	LCS 240-79100/39	78
079-0007-0001-SOUR CEWATER MS	240-21987-1 MS	78
079-0007-0001-SOUR CEWATER MSD	240-21987-1 MSD	81

	QC LIMITS
TFT = Trifluorotoluene (Surr)	10-150

Column to be used to flag recovery values

FORM II 8015B_GRO/DOD

FORM II
GC VOA SURROGATE RECOVERY

Lab Name: TestAmerica Canton Job No.: 240-21987-1

SDG No.:

Matrix: Water Level: Low

GC Column (2):

Client Sample ID	Lab Sample ID	TFT #
	MRL 240-79100/37	71
	MRL 240-79100/45	67 ^

	QC LIMITS
TFT = Trifluorotoluene (Surr)	70-130

Column to be used to flag recovery values

FORM II 8015B_GRO/DOD

FORM III
GC VOA LAB CONTROL SAMPLE RECOVERY

Lab Name: TestAmerica Canton Job No.: 240-21987-1

SDG No.:

Matrix: Water Level: Low Lab File ID: YF032239.D

Lab ID: LCS 240-79100/39 Client ID:

COMPOUND	SPIKE ADDED (ug/L)	LCS CONCENTRATION (ug/L)	LCS % REC	QC LIMITS REC	#
C6-C12	800	761	95	72-140	

Column to be used to flag recovery and RPD values

FORM III 8015B_GRO/DOD

FORM III
GC VOA METHOD REPORTING LIMIT CHECK RECOVERY

Lab Name: TestAmerica Canton Job No.: 240-21987-1

SDG No.:

Matrix: Water Level: Low Lab File ID: YF032237.D

Lab ID: MRL 240-79100/37 Client ID:

COMPOUND	SPIKE ADDED (ug/L)	MRL CONCENTRATION (ug/L)	MRL % REC	QC LIMITS REC	#
C6-C12	100	153	153	70-130	^

Column to be used to flag recovery and RPD values

FORM III 8015B_GRO/DOD

FORM III
GC VOA METHOD REPORTING LIMIT CHECK RECOVERY

Lab Name: TestAmerica Canton Job No.: 240-21987-1

SDG No.:

Matrix: Water Level: Low Lab File ID: YF032245.D

Lab ID: MRL 240-79100/45 Client ID:

COMPOUND	SPIKE ADDED (ug/L)	MRL CONCENTRATION (ug/L)	MRL % REC	QC LIMITS REC	#
C6-C12	100	151	151	70-130	^

Column to be used to flag recovery and RPD values

FORM III 8015B_GRO/DOD

FORM III
GC VOA MATRIX SPIKE RECOVERY

Lab Name: TestAmerica Canton Job No.: 240-21987-1

SDG No.:

Matrix: Water Level: Low Lab File ID: YF032241.D

Lab ID: 240-21987-1 MS Client ID: 079-0007-0001-SOURCEWATER MS

COMPOUND	SPIKE ADDED (ug/L)	SAMPLE CONCENTRATION (ug/L)	MS CONCENTRATION (ug/L)	MS % REC	QC LIMITS REC	#
C6-C12	800	74 J	767	87	63-143	

Column to be used to flag recovery and RPD values

FORM III 8015B_GRO/DOD

FORM III
GC VOA MATRIX SPIKE DUPLICATE RECOVERY

Lab Name: TestAmerica Canton Job No.: 240-21987-1

SDG No.:

Matrix: Water Level: Low Lab File ID: YF032242.D

Lab ID: 240-21987-1 MSD Client ID: 079-0007-0001-SOURCEWATER MSD

COMPOUND	SPIKE ADDED (ug/L)	MSD CONCENTRATION (ug/L)	MSD % REC	% RPD	QC LIMITS RPD	QC LIMITS REC	#
C6-C12	800	751	85	2	20	63-143	

Column to be used to flag recovery and RPD values

FORM III 8015B_GRO/DOD

FORM IV
GC VOA METHOD BLANK SUMMARY

Lab Name: TestAmerica Canton Job No.: 240-21987-1

SDG No.:

Lab File ID: YF032238.D Lab Sample ID: MB 240-79100/38

Matrix: Water Heated Purge:(Y/N) N

Instrument ID: YPID Date Analyzed: 03/23/2013 08:14

GC Column: RTX-VRX ID: 0.45(mm)

THIS METHOD BLANK APPLIES TO THE FOLLOWING SAMPLES:

CLIENT SAMPLE ID	LAB SAMPLE ID	LAB FILE ID	DATE ANALYZED
	LCS 240-79100/39	YF032239.D	03/23/2013 08:51
079-0007-0001-SOURCEWATER	240-21987-1	YF032240.D	03/23/2013 09:27
079-0007-0001-SOURCEWATER MS	240-21987-1 MS	YF032241.D	03/23/2013 10:03
079-0007-0001-SOURCEWATER MSD	240-21987-1 MSD	YF032242.D	03/23/2013 10:40
079-0009-0001-TB TRIP BLANK	240-21987-3	YF032243.D	03/23/2013 11:16

FORM VIII
GC VOA ANALYTICAL SEQUENCE

Lab Name: TestAmerica Canton Job No.: 240-21987-1

SDG No.:

Sample No.: CCV 240-79100/5 Date Analyzed: 03/22/2013 11:38

Instrument ID: YPID GC Column: RTX-VRX ID: 0.45(mm)

Lab File ID (Standard): YF032205.D Heated Purge: (Y/N) N

Calibration ID: 13005

THE ANALYTICAL SEQUENCE OF BLANKS, SAMPLES, STANDARDS, MS/MSDs AND LCSs IS GIVEN BELOW:

				TFT		
				RT #		
CONTINUING CALIBRATION SURROGATE				9.79		
UPPER LIMIT				9.89		
LOWER LIMIT				9.69		
LAB SAMPLE ID	CLIENT SAMPLE ID	DATE ANALYZED	LAB FILE ID			
CCV 240-79100/5 CCVRT		03/22/2013 11:38	YF032205.D	9.79		
CCV 240-79100/36		03/23/2013 07:02	YF032236.D	9.77		
MB 240-79100/38		03/23/2013 08:14	YF032238.D	9.76		
LCS 240-79100/39		03/23/2013 08:51	YF032239.D	9.76		
240-21987-1	079-0007-0001-SOURCEW ATER	03/23/2013 09:27	YF032240.D	9.76		
240-21987-1 MS	079-0007-0001-SOURCEW ATER MS	03/23/2013 10:03	YF032241.D	9.76		
240-21987-1 MSD	079-0007-0001-SOURCEW ATER MSD	03/23/2013 10:40	YF032242.D	9.76		
240-21987-3	079-0009-0001-TB TRIP BLANK	03/23/2013 11:16	YF032243.D	9.76		
CCV 240-79100/44		03/23/2013 11:52	YF032244.D	9.76		

TFT = Trifluorotoluene (Surr)

TFT RT Limit = ± 0.1 minutes of surrogate RT

Column used to flag values outside QC limits

FORM VIII 8015B_GRO/DOD

FORM I
GC VOA ORGANICS ANALYSIS DATA SHEET

Lab Name: TestAmerica Canton
Job No.: 240-21987-1
SDG No.:
Client Sample ID: 079-0007-0001-SOURCEWATER
Lab Sample ID: 240-21987-1
Matrix: Water
Lab File ID: YF032240.D
Analysis Method: 8015B_GRO/DOD
Date Collected: 03/14/2013 12:00
Sample wt/vol: 5(mL)
Date Analyzed: 03/23/2013 09:27
Soil Aliquot Vol:
Dilution Factor: 1
Soil Extract Vol.:
GC Column: ID:
% Moisture:
Level: (low/med) Low
Analysis Batch No.: 79100
Units: ug/L

CAS NO.	COMPOUND NAME	RESULT	Q	LOQ	LOD	DL
STL00061	C6-C12	74	J B	100	50	25

CAS NO.	SURROGATE	%REC	Q	LIMITS
98-08-8	Trifluorotoluene (Surr)	73		10-150

TestAmerica Canton
Target Compound Quantitation Report

Data File:	\\Ncchrom\ChromData\YPID\20130322-18168.b\YF032240.D		
Lims ID:	240-21987-B-1	Client ID:	079-0007-0001-SOURCEWATER
Inject. Date:	23-Mar-2013 09:27:20	Dil. Factor:	1.0000
Sample Type:	Client		
Sample ID:	240-0018168-040		
Misc. Info.:			
Operator:	1765	Instrument ID:	YPID
Purge Vol:	5.000 mL	ALS Bottle#:	1
Lims Batch ID:	79100	Lims Sample ID:	40
Detector 1 :	GC ELC2B		
Detector 2 :	GC FID1A		
Method:	\\Ncchrom\ChromData\YPID\20130322-18168.b\Y80158021.m		
Last Update:	23-Mar-2013 16:35:41	Calib Date:	18-Jan-2013 18:43:52
Quant Method:	External Standard	Quant By:	Initial Calibration
Last ICal File:	\\Ncchrom\ChromData\YPID\20130118-16706.b\YF011809.D		
Limit Group:	GCV 8015C GRO ICAL		
Integrator:	Falcon		
Column Type:		Column Dia:	
Process Host:	XAWRK010		

Compound	Det	RT	EXP RT	DLT RT	Response	On-Col Amt ug/l	Flags
6 2-Methylpentane	2	5.160	5.165	-0.005	5210	0	
12 Methyl tert-butyl ether	2	5.297	5.240	0.057	5534	0.0432	7
$ 16 Trifluorotoluene (Surr)	2	9.757	9.765	-0.008	968957	7.26	
A 5 C6-C10	2	11.872	5.007 -	18.736	8142108	56.7	
A 1 C6-C12	2	13.517	5.007 -	22.028	12038755	73.9	
A 11 GRO	2	13.717	5.018 -	22.415	13593940	0	
7 1,2,4-Trimethylbenzene	2	18.580	18.571	0.009	30215	0.1308	7
14 Dodecane	2	21.914	21.739	0.175	5042	0	
9 Naphthalene	2	22.062	22.062	0.0	84616	0.7414	

QC Flag Legend

Processing Flags
7 - Failed Limit of Detection

Report Date: 23-Mar-2013 16:35:51 Chrom Revision: 2.0 01-Feb-2013 10:03:10

TestAmerica Canton

Data File:	\\Ncchrom\ChromData\YPID\20130322-18168.b\YF032240.D		
Injection Date:	23-Mar-2013 09:27:20	Limit Group:	GCV 8015C GRO ICAL
Client ID:	079-0007-0001-SOURCEWATER	Instrument ID:	YPID
Lims Batch ID:	79100	Lims Sample ID:	40
Operator ID:	1765	Purge Vol:	5.000 mL
Column Type:		Column Dia:	

Y Scaling:

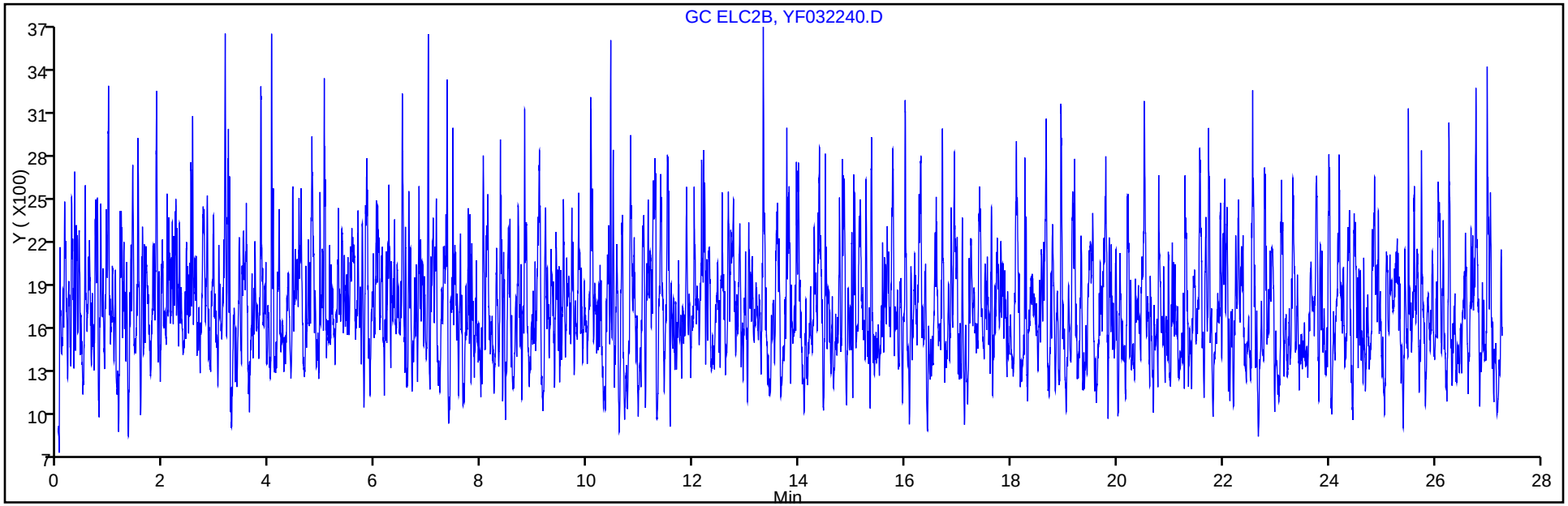

Y Scaling:

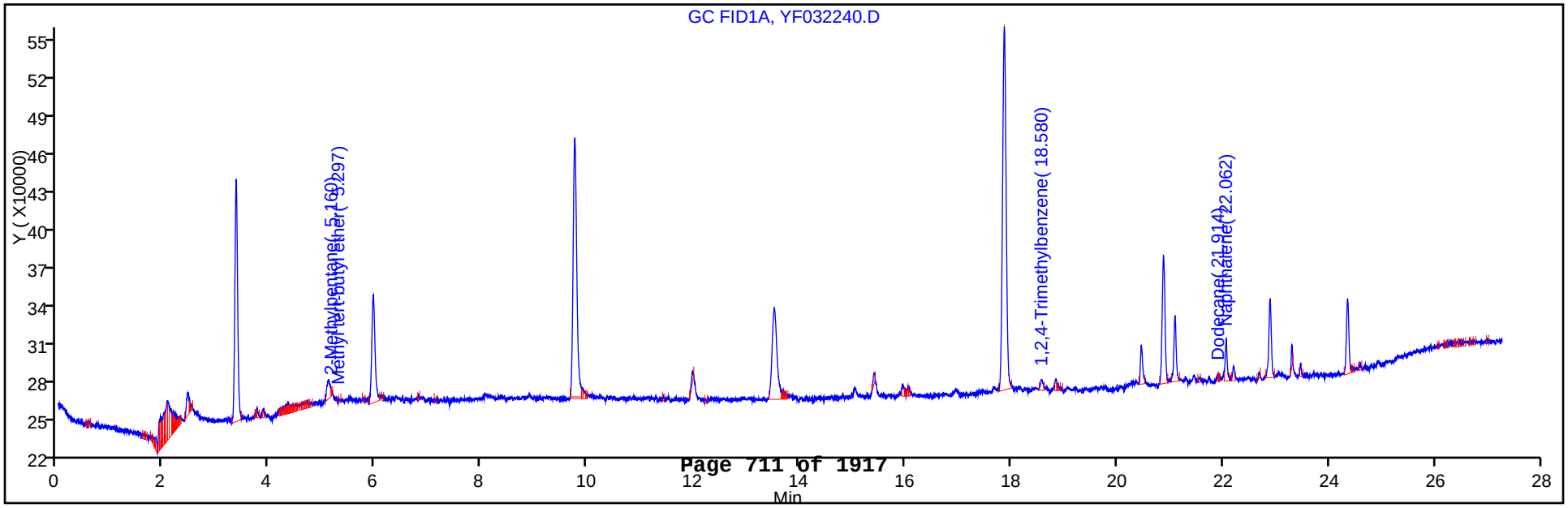

Report Date: 23-Mar-2013 16:35:52 Chrom Revision: 2.0 01-Feb-2013 10:03:10

TestAmerica Canton

Data File:	\\Ncchrom\ChromData\YPID\20130322-18168.b\YF032240.D		
Injection Date:	23-Mar-2013 09:27:20	Limit Group:	GCV 8015C GRO ICAL
Client ID:	079-0007-0001-SOURCEWATER	Instrument ID:	YPID
Lims Batch ID:	79100	Lims Sample ID:	40
Operator ID:	1765	Purge Vol:	5.000 mL
Column Type:		Column Dia:	

A 1 C6-C12, Detector: 2, GC FID1A

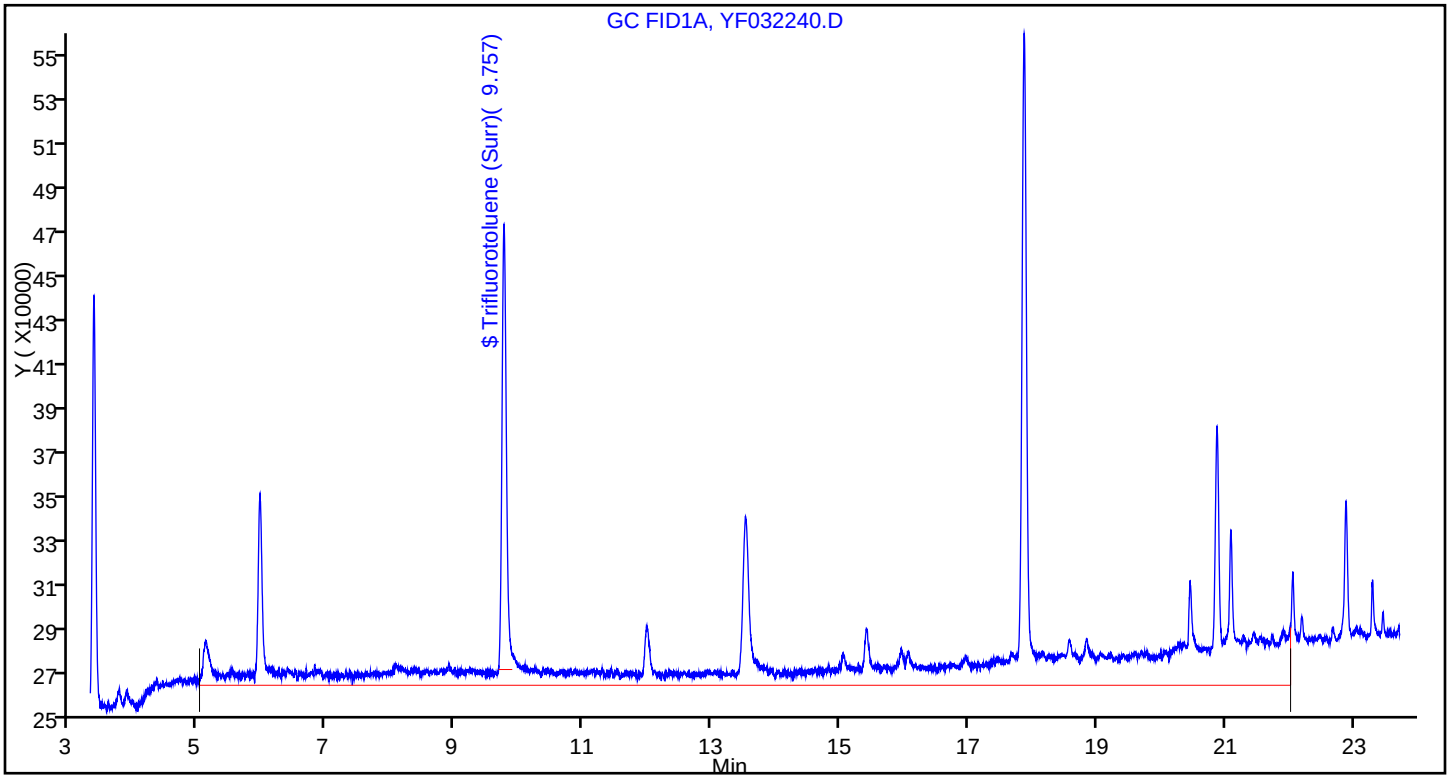

FORM I
GC VOA ORGANICS ANALYSIS DATA SHEET

Lab Name: TestAmerica Canton
Job No.: 240-21987-1
SDG No.:
Client Sample ID: 079-0009-0001-TB TRIP
Lab Sample ID: 240-21987-3
Matrix: Water
Lab File ID: YF032243.D
Analysis Method: 8015B_GRO/DOD
Date Collected: 03/14/2013 08:00
Sample wt/vol: 5(mL)
Date Analyzed: 03/23/2013 11:16
Soil Aliquot Vol:
Dilution Factor: 1
Soil Extract Vol.:
GC Column: ID:
% Moisture:
Level: (low/med) Low
Analysis Batch No.: 79100
Units: ug/L

CAS NO.	COMPOUND NAME	RESULT	Q	LOQ	LOD	DL
STL00061	C6-C12	81	J B	100	50	25

CAS NO.	SURROGATE	%REC	Q	LIMITS
98-08-8	Trifluorotoluene (Surr)	61		10-150

TestAmerica Canton
Target Compound Quantitation Report

Data File:	\\Ncchrom\ChromData\YPID\20130322-18168.b\YF032243.D		
Lims ID:	240-21987-B-3	Client ID:	079-0009-0001-TB TRIP BLANK
Inject. Date:	23-Mar-2013 11:16:24	Dil. Factor:	1.0000
Sample Type:	Client		
Sample ID:	240-0018168-043		
Misc. Info.:			
Operator:	1765	Instrument ID:	YPID
Purge Vol:	5.000 mL	ALS Bottle#:	1
Lims Batch ID:	79100	Lims Sample ID:	43
Detector 1 :	GC ELC2B		
Detector 2 :	GC FID1A		
Method:	\\Ncchrom\ChromData\YPID\20130322-18168.b\Y80158021.m		
Last Update:	23-Mar-2013 16:35:41	Calib Date:	18-Jan-2013 18:43:52
Quant Method:	External Standard	Quant By:	Initial Calibration
Last ICal File:	\\Ncchrom\ChromData\YPID\20130118-16706.b\YF011809.D		
Limit Group:	GCV 8015C GRO ICAL		
Integrator:	Falcon		
Column Type:		Column Dia:	
Process Host:	XAWRK010		

Compound	Det	RT	EXP RT	DLT RT	Response	On-Col Amt ug/l	Flags
6 2-Methylpentane	2	5.106	5.165	-0.059	9078	0	
12 Methyl tert-butyl ether	2	5.096	5.240	-0.144	14287	0.1116	7
$ 16 Trifluorotoluene (Surr)	2	9.759	9.765	-0.006	814567	6.10	
A 5 C6-C10	2	11.872	5.007 -	18.736	8715714	60.7	
A 1 C6-C12	2	13.517	5.007 -	22.028	13271576	81.5	
A 11 GRO	2	13.717	5.018 -	22.415	13453377	0	
7 1,2,4-Trimethylbenzene	2	18.565	18.571	-0.006	18828	0.0815	7
14 Dodecane	2	21.742	21.739	0.003	6045	0	
9 Naphthalene	2	22.059	22.062	-0.003	128357	1.12	

QC Flag Legend

Processing Flags
7 - Failed Limit of Detection

Report Date: 23-Mar-2013 16:35:56 Chrom Revision: 2.0 01-Feb-2013 10:03:10

TestAmerica Canton

Data File:	\\Ncchrom\ChromData\YPID\20130322-18168.b\YF032243.D		
Injection Date:	23-Mar-2013 11:16:24	Limit Group:	GCV 8015C GRO ICAL
Client ID:	079-0009-0001-TB TRIP BLANK	Instrument ID:	YPID
Lims Batch ID:	79100	Lims Sample ID:	43
Operator ID:	1765	Purge Vol:	5.000 mL
Column Type:		Column Dia:	

Y Scaling:

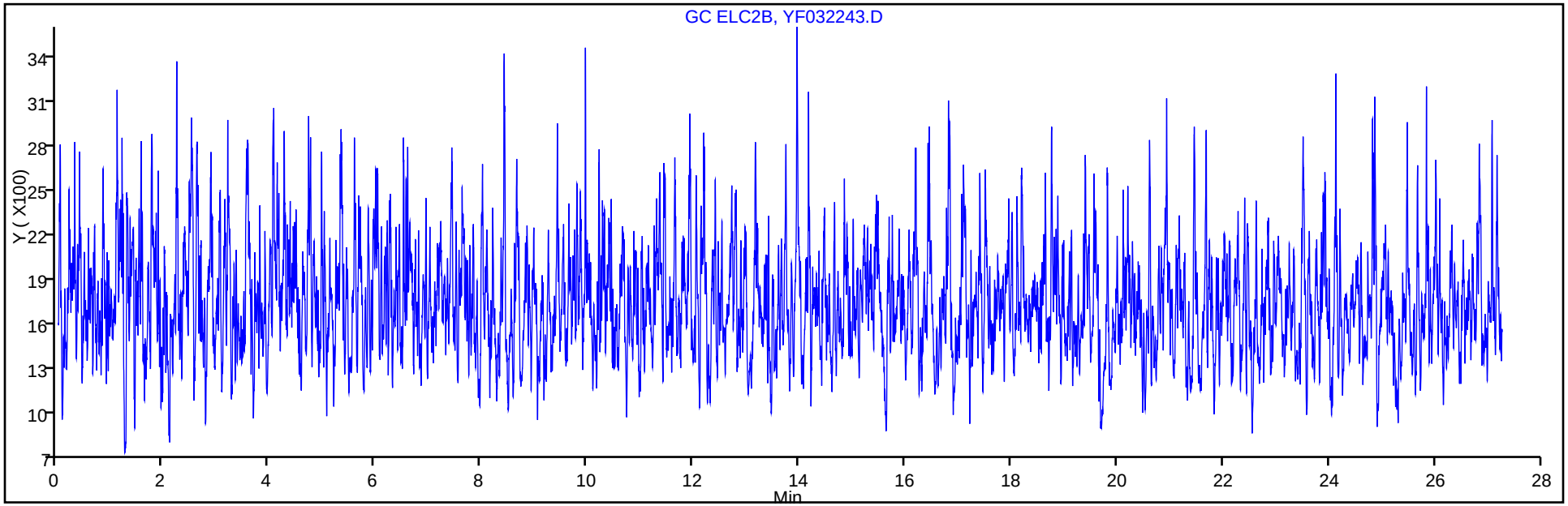

Y Scaling:

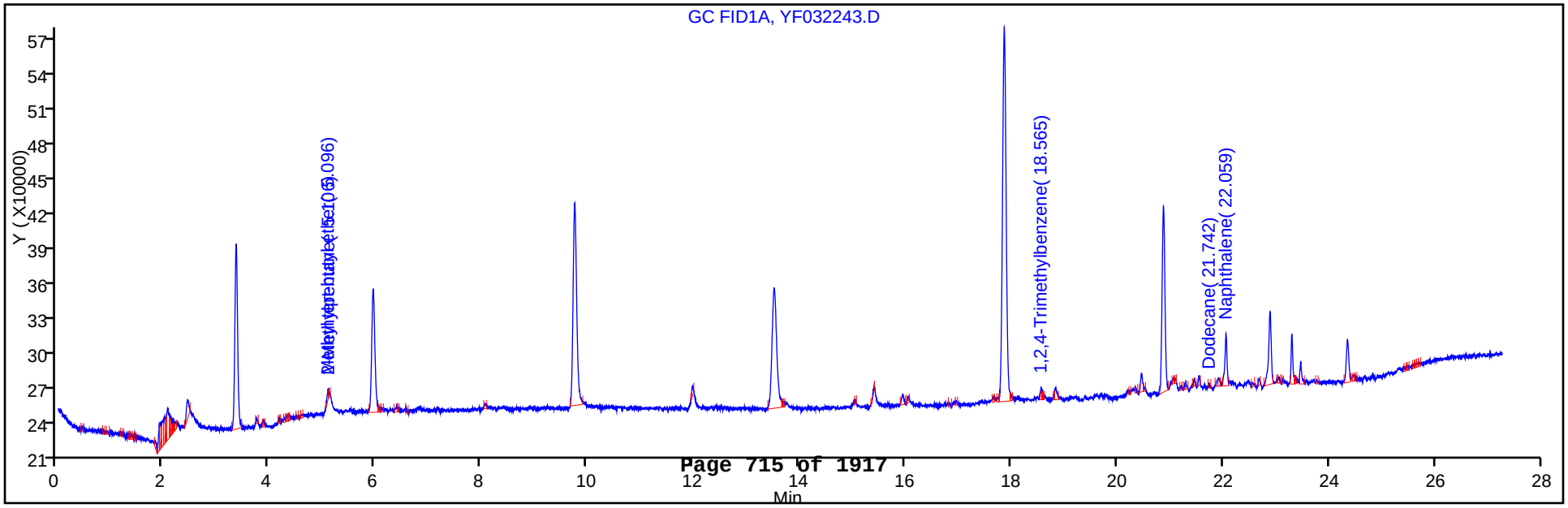

Report Date: 23-Mar-2013 16:35:56 Chrom Revision: 2.0 01-Feb-2013 10:03:10

TestAmerica Canton

Data File:	\\Ncchrom\ChromData\YPID\20130322-18168.b\YF032243.D		
Injection Date:	23-Mar-2013 11:16:24	Limit Group:	GCV 8015C GRO ICAL
Client ID:	079-0009-0001-TB TRIP BLANK	Instrument ID:	YPID
Lims Batch ID:	79100	Lims Sample ID:	43
Operator ID:	1765	Purge Vol:	5.000 mL
Column Type:		Column Dia:	

A 1 C6-C12, Detector: 2, GC FID1A

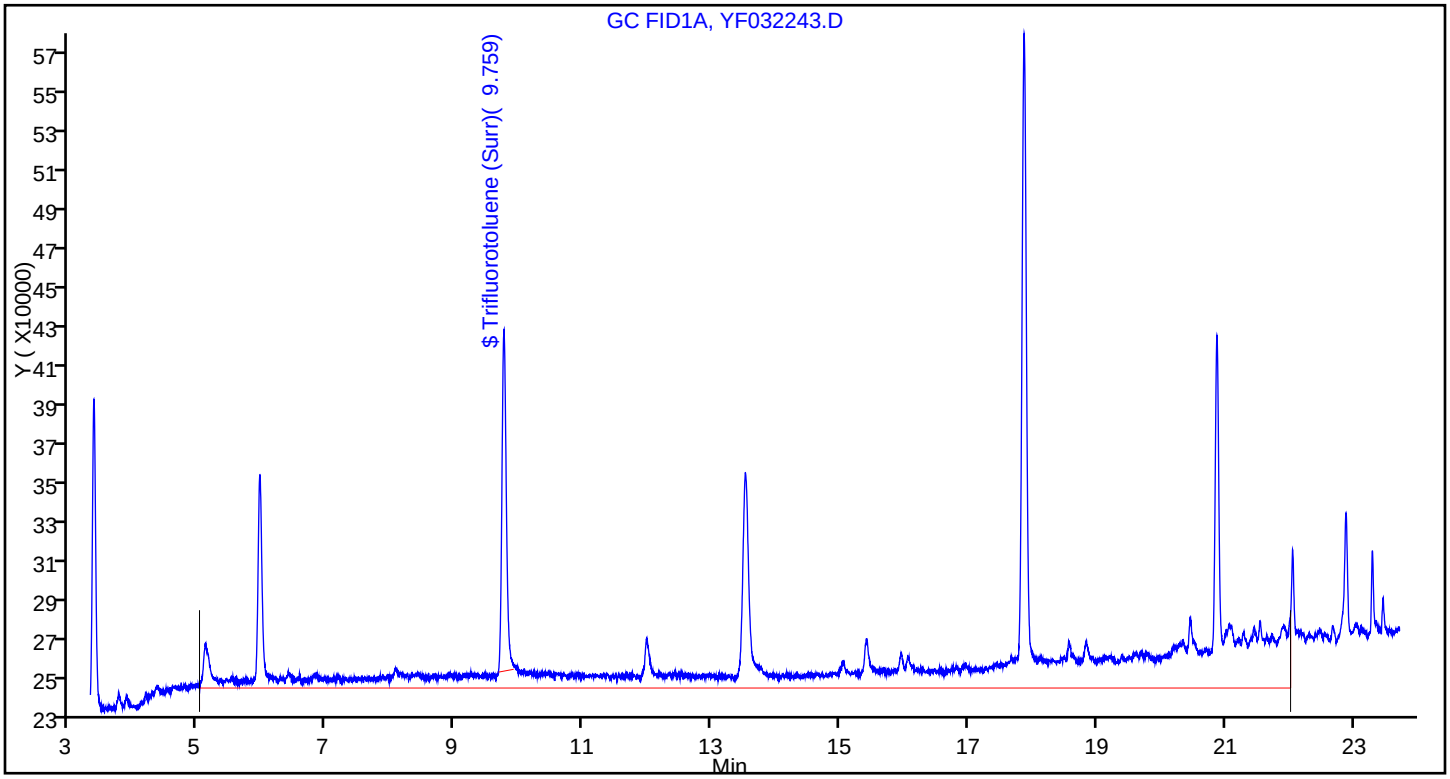

FORM VI
GC VOA INITIAL CALIBRATION DATA
EXTERNAL STANDARD RETENTION TIME SUMMARY

Lab Name: TestAmerica Canton Job No.: 240-21987-1 Analy Batch No.: 70393

SDG No.:

Instrument ID: YPID GC Column: RTX-VRX ID: 0.45(mm) Heated Purge: (Y/N) N

Calibration Start Date: 12/28/2012 11:38 Calibration End Date: 12/28/2012 14:47 Calibration ID: 13005

Calibration Files:

LEVEL:	LAB SAMPLE ID:	LAB FILE ID:
Level 1	STD1 240-70393/5	YF122805.D
Level 2	STD2 240-70393/6	YF122806.D
Level 3	STD3 240-70393/7	YF122807.D
Level 4	STD4 240-70393/8	YF122808.D
Level 5	STD5 240-70393/9	YF122809.D
Level 6	STD6 240-70393/10	YF122810.D

ANALYTE	LVL 1	LVL 2	LVL 3	LVL 4	LVL 5	LVL 6					RT WINDOW	AVG RT
C6-C10	11.892	11.892	11.892	11.892	11.892	11.892					4.963 - 18.821	11.892
C6-C12	13.469	13.469	13.469	13.469	13.469	13.469					4.963 - 21.975	13.469
Trifluorotoluene (Surr)	9.755	9.756	9.757	9.755	9.757	9.762					9.502 - 10.002	9.757

FORM VI
GC VOA INITIAL CALIBRATION DATA
EXTERNAL STANDARD CURVE EVALUATION

Lab Name: TestAmerica Canton Job No.: 240-21987-1 Analy Batch No.: 70393

SDG No.:

Instrument ID: YPID GC Column: RTX-VRX ID: 0.45(mm) Heated Purge: (Y/N) N

Calibration Start Date: 12/28/2012 11:38 Calibration End Date: 12/28/2012 14:47 Calibration ID: 13005

Calibration Files:

LEVEL:	LAB SAMPLE ID:	LAB FILE ID:
Level 1	STD1 240-70393/5	YF122805.D
Level 2	STD2 240-70393/6	YF122806.D
Level 3	STD3 240-70393/7	YF122807.D
Level 4	STD4 240-70393/8	YF122808.D
Level 5	STD5 240-70393/9	YF122809.D
Level 6	STD6 240-70393/10	YF122810.D

ANALYTE	CF				CURVE TYPE	COEFFICIENT			#	MIN CF	%RSD	#	MAX %RSD	R^2 OR COD	#	MIN R^2 OR COD
	LVL 1 LVL 5	LVL 2 LVL 6	LVL 3	LVL 4		B	M1	M2								
C6-C10	154920 135520	157111 134528	142787	136336	Ave		143533.726				7.0		20.0			
C6-C12	189132 149860	180225 148055	158867	151135	Ave		162878.826				11.0		20.0			
Trifluorotoluene (Surr)	109561 155109	117683 162602	122760	133162	Ave		133479.383				16.0		20.0			

Note: The m1 coefficient is the same as Ave CF for an Ave curve type.

FORM VI
GC VOA INITIAL CALIBRATION DATA
EXTERNAL STANDARD RESPONSE AND CONCENTRATION

Lab Name: TestAmerica Canton Job No.: 240-21987-1 Analy Batch No.: 70393

SDG No.:

Instrument ID: YPID GC Column: RTX-VRX ID: 0.45(mm) Heated Purge: (Y/N) N

Calibration Start Date: 12/28/2012 11:38 Calibration End Date: 12/28/2012 14:47 Calibration ID: 13005

Calibration Files:

LEVEL:	LAB SAMPLE ID:	LAB FILE ID:
Level 1	STD1 240-70393/5	YF122805.D
Level 2	STD2 240-70393/6	YF122806.D
Level 3	STD3 240-70393/7	YF122807.D
Level 4	STD4 240-70393/8	YF122808.D
Level 5	STD5 240-70393/9	YF122809.D
Level 6	STD6 240-70393/10	YF122810.D

ANALYTE	CURVE TYPE	RESPONSE					CONCENTRATION (UG/L)				
		LVL 1 LVL 6	LVL 2	LVL 3	LVL 4	LVL 5	LVL 1 LVL 6	LVL 2	LVL 3	LVL 4	LVL 5
C6-C10	Ave	15492003 215244603	31422214	57114972	109068483	162624413	100 1600	200	400	800	1200
C6-C12	Ave	18913229 236888136	36044954	63546608	120907621	179831720	100 1600	200	400	800	1200
Trifluorotoluene (Surr)	Ave	1095611 1626015	1176834	1227602	1331615	1551086	10.0 10.0	10.0	10.0	10.0	10.0

Curve Type Legend:

Ave = Average

TestAmerica Canton
Target Compound Quantitation Report

Data File:	\\Ncchrom\ChromData\YPID\20121228-16238.b\YF122805.D		
Lims ID:	STD1 GAS	Client ID:	
Inject. Date:	28-Dec-2012 11:38:41	Dil. Factor:	1.0000
Sample Type:	IC	Calib Level:	1
Sample ID:	240-0016238-005		
Misc. Info.:			
Operator:	1765	Instrument ID:	YPID
Purge Vol:	5.000 mL	ALS Bottle#:	1
Lims Batch ID:	70393	Lims Sample ID:	5
Sublist:	chrom-Y80158021*sub7		
Detector 1 :	GC ELC2B		
Detector 2 :	GC FID1A		
Method:	\\Ncchrom\ChromData\YPID\20121228-16238.b\Y80158021.m		
Last Update:	29-Dec-2012 06:31:49	Calib Date:	28-Dec-2012 14:47:21
Quant Method:	External Standard	Quant By:	Initial Calibration
Last ICal File:	\\Ncchrom\ChromData\YPID\20121228-16238.b\YF122810.D		
Limit Group:	GCV 8015C GRO ICAL		
Integrator:	Falcon		
Column Type:		Column Dia:	
Process Host:	XAWRK023		

Compound	Det	RT	EXP RT	DLT RT	Response	On-Col Amt ug/l	Flags
$ 16 Trifluorotoluene (Surr)	2	9.755	9.752	0.003	1095611	8.21	
A 5 C6-C10	2	11.892	4.963 -	18.821	15492003	107.9	
A 1 C6-C12	2	13.469	4.963 -	21.975	18913229	116.1	

Report Date: 29-Dec-2012 06:31:50 Chrom Revision: 2.0 27-Nov-2012 13:14:12

TestAmerica Canton

Data File:	\\Ncchrom\ChromData\YPID\20121228-16238.b\YF122805.D		
Injection Date:	28-Dec-2012 11:38:41	Limit Group:	GCV 8015C GRO ICAL
Client ID:		Instrument ID:	YPID
Lims Batch ID:	70393	Lims Sample ID:	5
Operator ID:	1765	Purge Vol:	5.000 mL
Column Type:		Column Dia:	

Y Scaling:

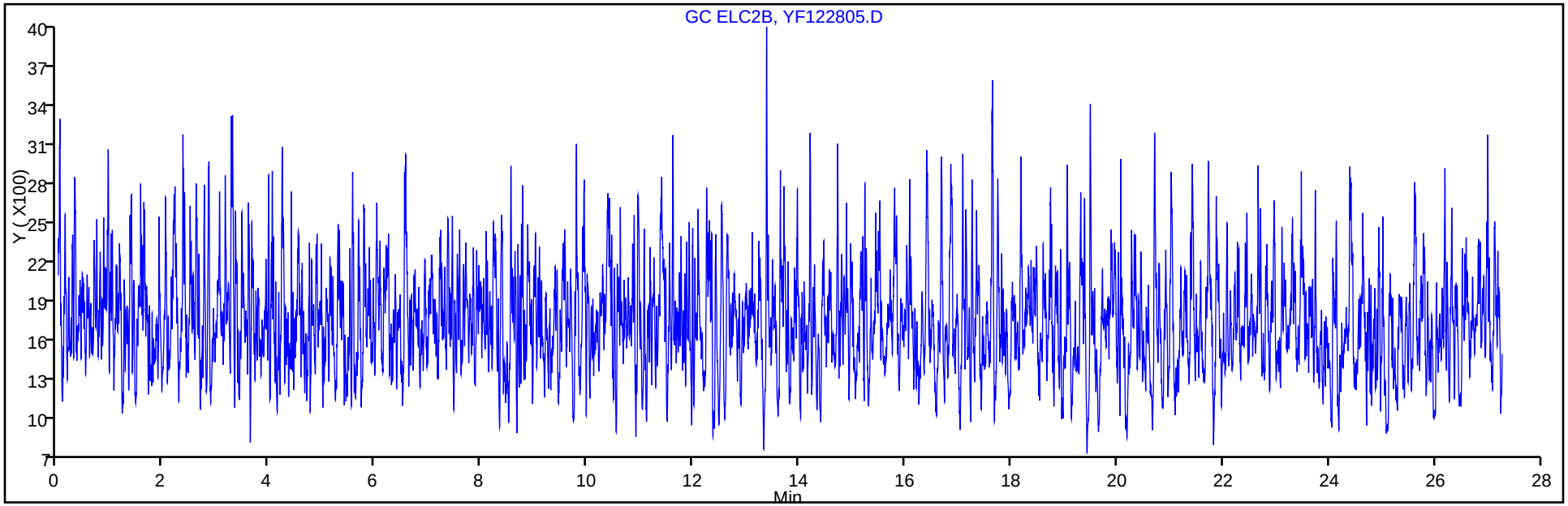

Y Scaling:

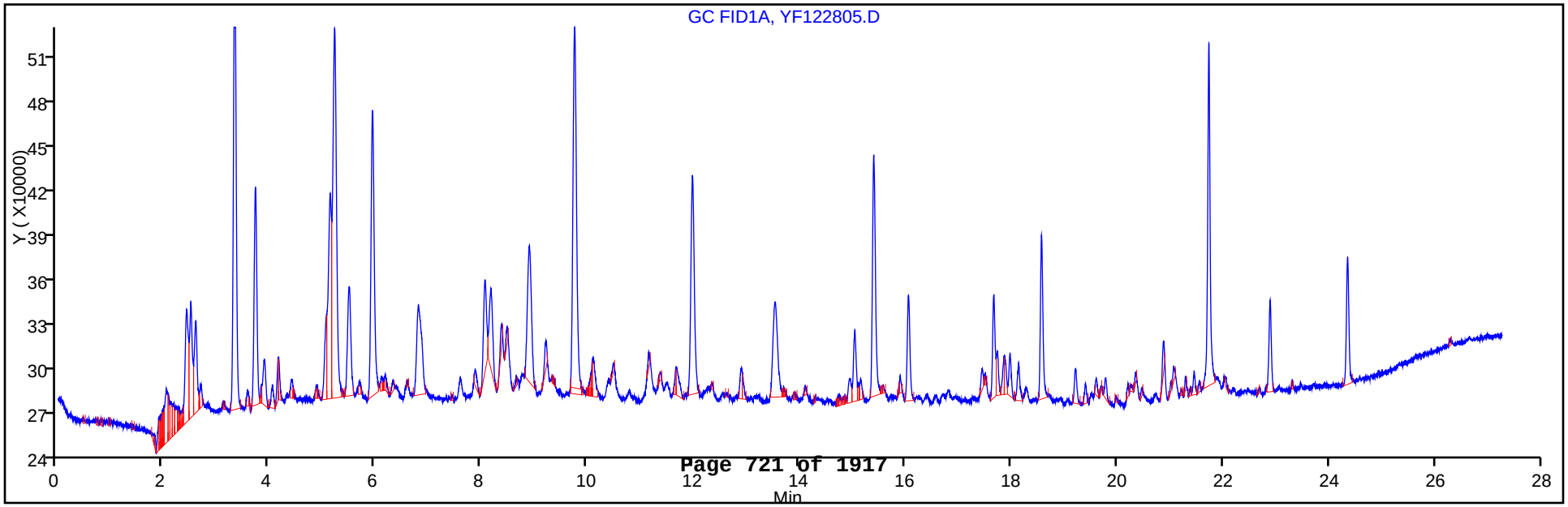

TestAmerica Canton
Target Compound Quantitation Report

Data File:	\\Ncchrom\ChromData\YPID\20121228-16238.b\YF122806.D		
Lims ID:	STD2 GAS	Client ID:	
Inject. Date:	28-Dec-2012 12:16:54	Dil. Factor:	1.0000
Sample Type:	IC	Calib Level:	2
Sample ID:	240-0016238-006		
Misc. Info.:			
Operator:	1765	Instrument ID:	YPID
Purge Vol:	5.000 mL	ALS Bottle#:	1
Lims Batch ID:	70393	Lims Sample ID:	6
Sublist:	chrom-Y80158021*sub7		
Detector 1 :	GC ELC2B		
Detector 2 :	GC FID1A		
Method:	\\Ncchrom\ChromData\YPID\20121228-16238.b\Y80158021.m		
Last Update:	29-Dec-2012 06:31:52	Calib Date:	28-Dec-2012 14:47:21
Quant Method:	External Standard	Quant By:	Initial Calibration
Last ICal File:	\\Ncchrom\ChromData\YPID\20121228-16238.b\YF122810.D		
Limit Group:	GCV 8015C GRO ICAL		
Integrator:	Falcon		
Column Type:		Column Dia:	
Process Host:	XAWRK023		

Compound	Det	RT	EXP RT	DLT RT	Response	On-Col Amt ug/l	Flags
$ 16 Trifluorotoluene (Surr)	2	9.756	9.752	0.004	1176834	8.82	
A 5 C6-C10	2	11.892	4.963 -	18.821	31422214	218.9	
A 1 C6-C12	2	13.469	4.963 -	21.975	36044954	221.3	

Report Date: 29-Dec-2012 06:31:54 Chrom Revision: 2.0 27-Nov-2012 13:14:12

TestAmerica Canton

Data File:	\\Ncchrom\ChromData\YPID\20121228-16238.b\YF122806.D		
Injection Date:	28-Dec-2012 12:16:54	Limit Group:	GCV 8015C GRO ICAL
Client ID:		Instrument ID:	YPID
Lims Batch ID:	70393	Lims Sample ID:	6
Operator ID:	1765	Purge Vol:	5.000 mL
Column Type:		Column Dia:	

Y Scaling:

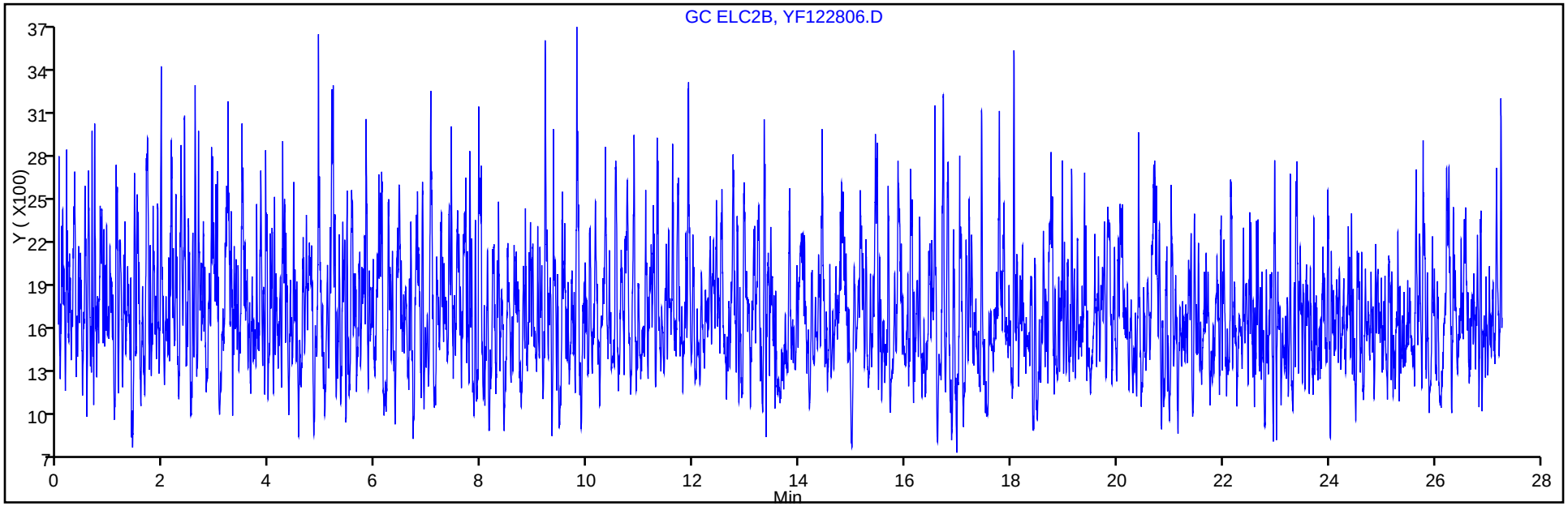

Y Scaling:

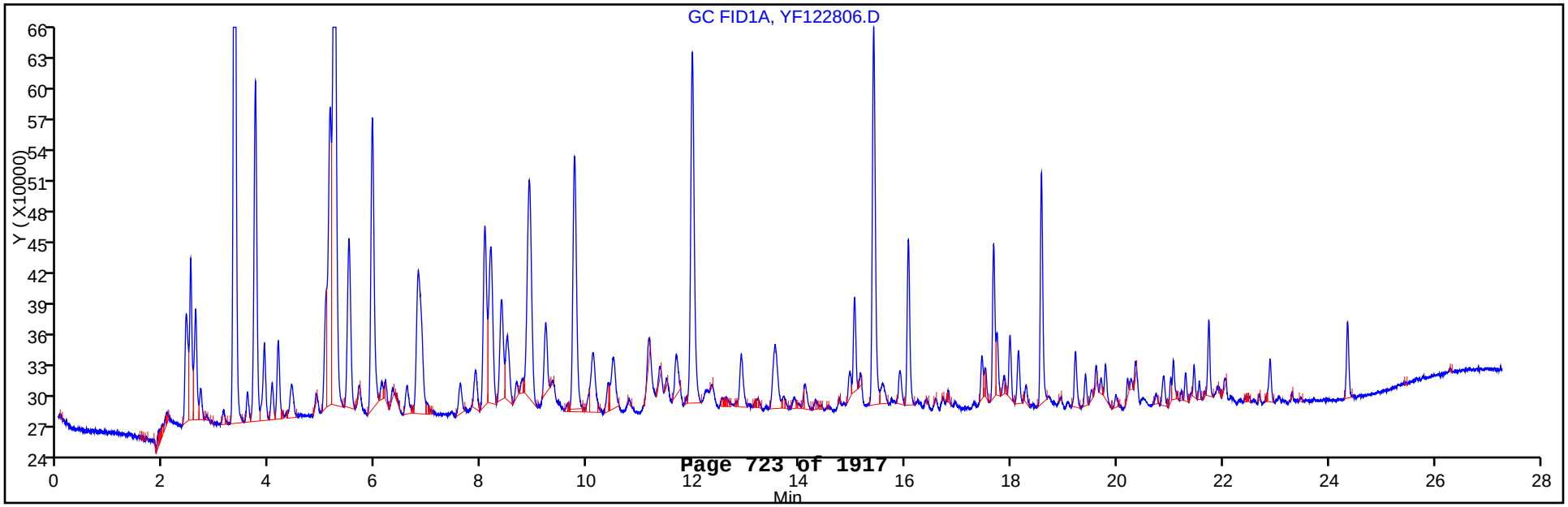

TestAmerica Canton
Target Compound Quantitation Report

Data File:	\\Ncchrom\ChromData\YPID\20121228-16238.b\YF122807.D		
Lims ID:	STD3 GAS	Client ID:	
Inject. Date:	28-Dec-2012 12:54:17	Dil. Factor:	1.0000
Sample Type:	IC	Calib Level:	3
Sample ID:	240-0016238-007		
Misc. Info.:			
Operator:	1765	Instrument ID:	YPID
Purge Vol:	5.000 mL	ALS Bottle#:	1
Lims Batch ID:	70393	Lims Sample ID:	7
Sublist:	chrom-Y80158021*sub7		
Detector 1 :	GC ELC2B		
Detector 2 :	GC FID1A		
Method:	\\Ncchrom\ChromData\YPID\20121228-16238.b\Y80158021.m		
Last Update:	29-Dec-2012 06:31:55	Calib Date:	28-Dec-2012 14:47:21
Quant Method:	External Standard	Quant By:	Initial Calibration
Last ICal File:	\\Ncchrom\ChromData\YPID\20121228-16238.b\YF122810.D		
Limit Group:	GCV 8015C GRO ICAL		
Integrator:	Falcon		
Column Type:		Column Dia:	
Process Host:	XAWRK023		

Compound	Det	RT	EXP RT	DLT RT	Response	On-Col Amt ug/l	Flags
$ 16 Trifluorotoluene (Surr)	2	9.757	9.752	0.005	1227602	9.20	
A 5 C6-C10	2	11.892	4.963 -	18.821	57114972	397.9	
A 1 C6-C12	2	13.469	4.963 -	21.975	63546608	390.1	

Report Date: 29-Dec-2012 06:31:57 Chrom Revision: 2.0 27-Nov-2012 13:14:12

TestAmerica Canton

Data File:	\\Ncchrom\ChromData\YPID\20121228-16238.b\YF122807.D		
Injection Date:	28-Dec-2012 12:54:17	Limit Group:	GCV 8015C GRO ICAL
Client ID:		Instrument ID:	YPID
Lims Batch ID:	70393	Lims Sample ID:	7
Operator ID:	1765	Purge Vol:	5.000 mL
Column Type:		Column Dia:	

Y Scaling:

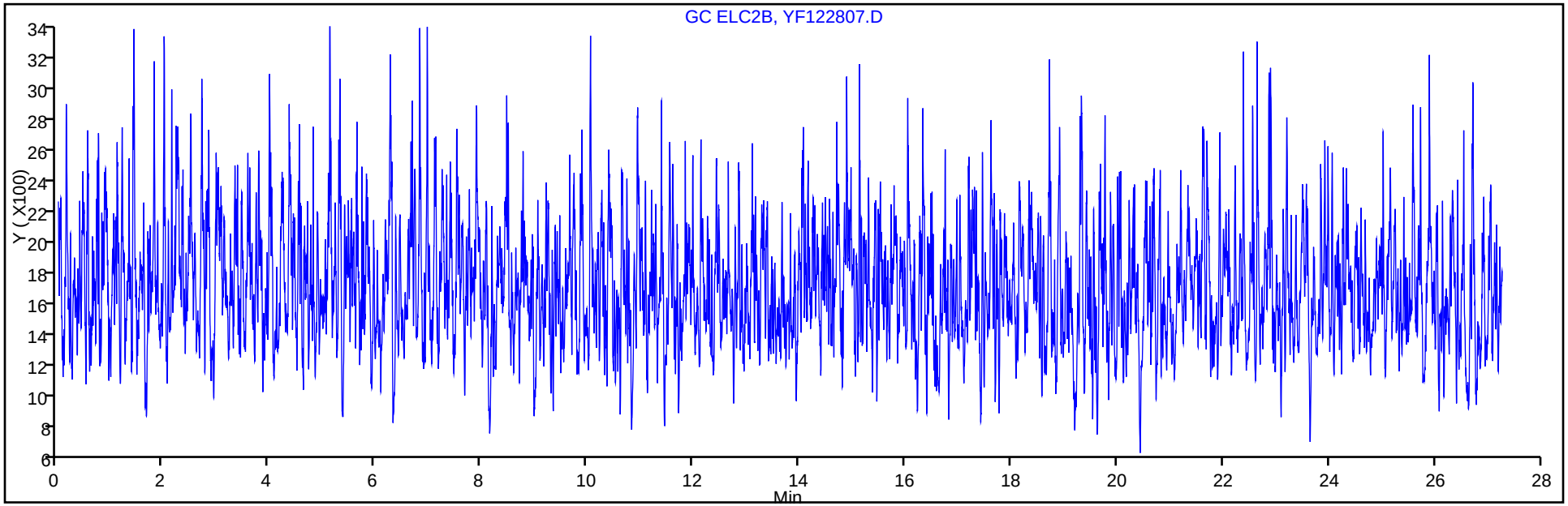

Y Scaling:

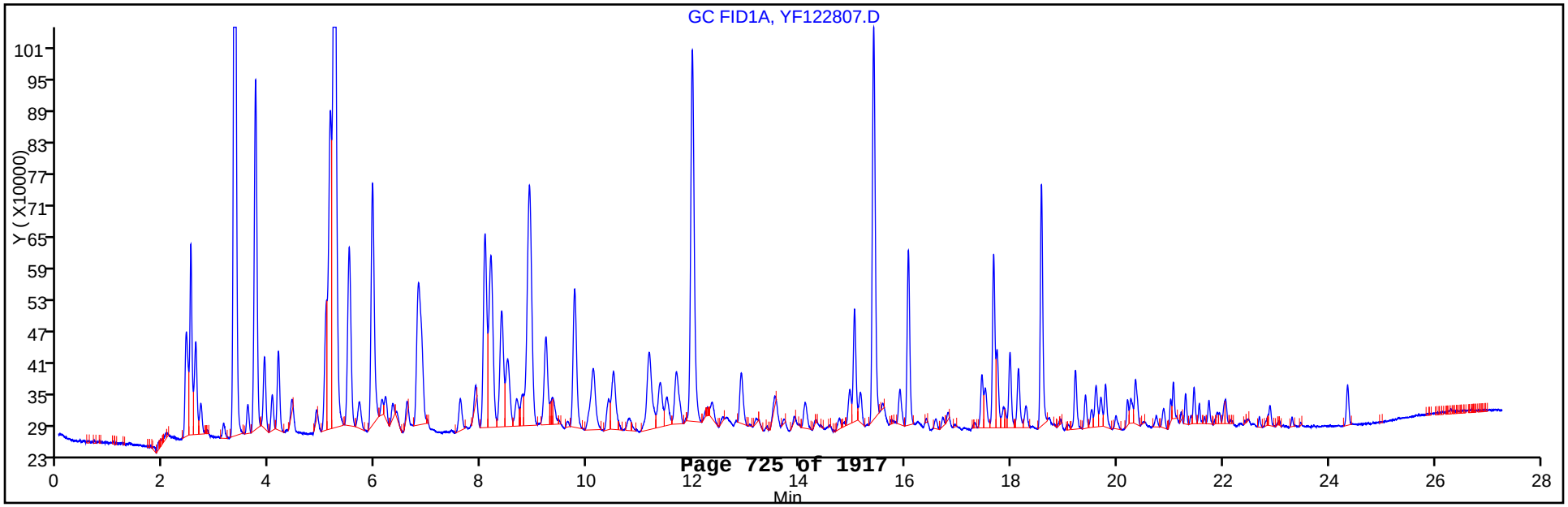

TestAmerica Canton
Target Compound Quantitation Report

Data File:	\\Ncchrom\ChromData\YPID\20121228-16238.b\YF122808.D		
Lims ID:	STD4 GAS	Client ID:	
Inject. Date:	28-Dec-2012 13:32:12	Dil. Factor:	1.0000
Sample Type:	ICRT	Calib Level:	4
Sample ID:	240-0016238-008		
Misc. Info.:			
Operator:	1765	Instrument ID:	YPID
Purge Vol:	5.000 mL	ALS Bottle#:	1
Lims Batch ID:	70393	Lims Sample ID:	8
Sublist:	chrom-Y80158021*sub7		
Detector 1 :	GC ELC2B		
Detector 2 :	GC FID1A		
Method:	\\Ncchrom\ChromData\YPID\20121228-16238.b\Y80158021.m		
Last Update:	29-Dec-2012 06:31:59	Calib Date:	28-Dec-2012 14:47:21
Quant Method:	External Standard	Quant By:	Initial Calibration
Last ICal File:	\\Ncchrom\ChromData\YPID\20121228-16238.b\YF122810.D		
Limit Group:	GCV 8015C GRO ICAL		
Integrator:	Falcon		
Column Type:		Column Dia:	
Process Host:	XAWRK023		

Compound	Det	RT	EXP RT	DLT RT	Response	On-Col Amt ug/l	Flags
$ 16 Trifluorotoluene (Surr)	2	9.755	9.755	0.0	1331615	9.98	
A 5 C6-C10	2	11.892	4.963 -	18.821	109068483	759.9	
A 1 C6-C12	2	13.469	4.963 -	21.975	120907621	742.3	

Report Date: 29-Dec-2012 06:32:00 Chrom Revision: 2.0 27-Nov-2012 13:14:12

TestAmerica Canton

Data File:	\\Ncchrom\ChromData\YPID\20121228-16238.b\YF122808.D		
Injection Date:	28-Dec-2012 13:32:12	Limit Group:	GCV 8015C GRO ICAL
Client ID:		Instrument ID:	YPID
Lims Batch ID:	70393	Lims Sample ID:	8
Operator ID:	1765	Purge Vol:	5.000 mL
Column Type:		Column Dia:	

Y Scaling:

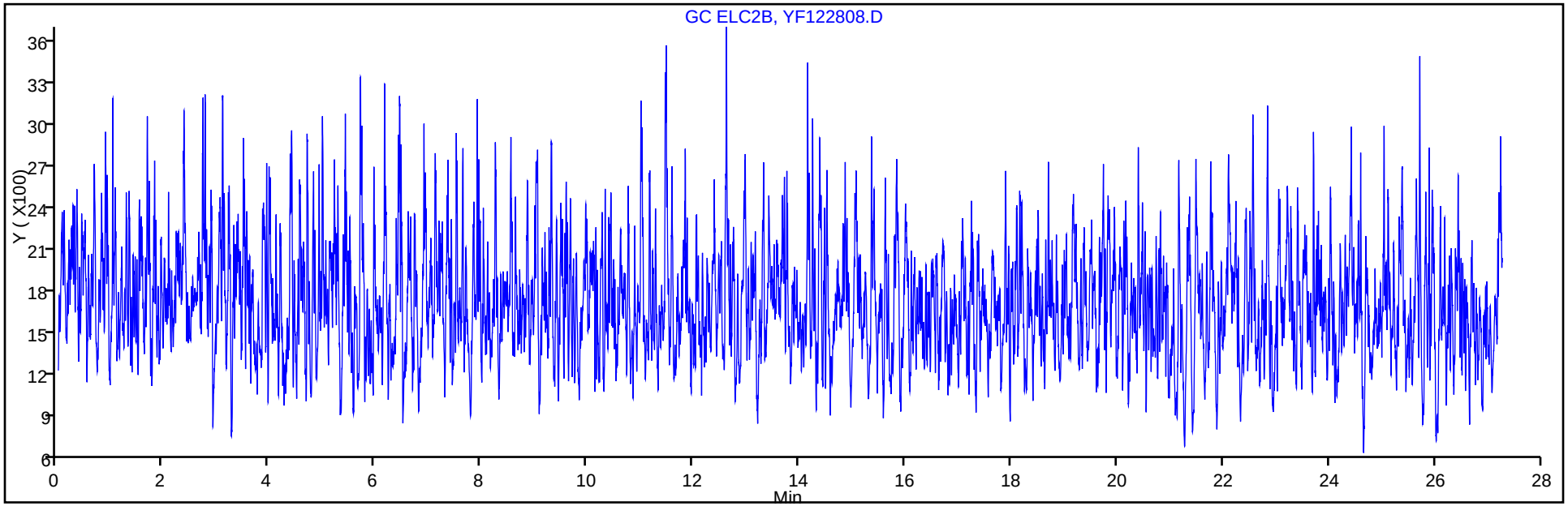

Y Scaling:

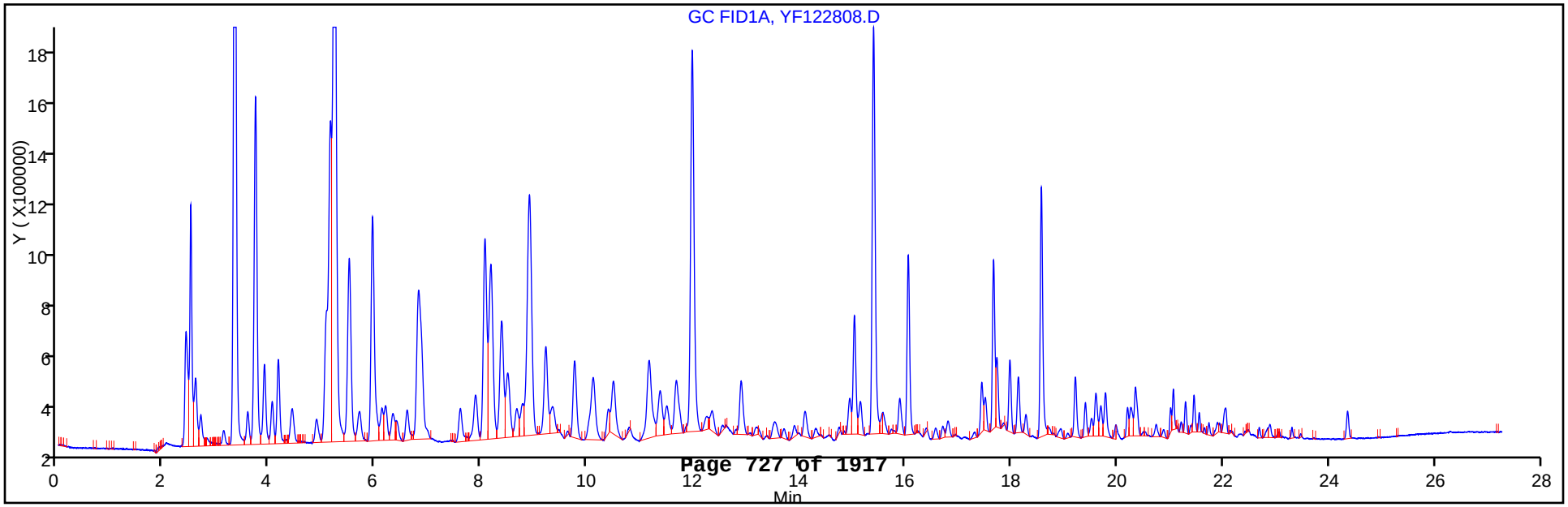

TestAmerica Canton
Target Compound Quantitation Report

Data File:	\\Ncchrom\ChromData\YPID\20121228-16238.b\YF122809.D		
Lims ID:	STD5 GAS	Client ID:	
Inject. Date:	28-Dec-2012 14:10:04	Dil. Factor:	1.0000
Sample Type:	IC	Calib Level:	5
Sample ID:	240-0016238-009		
Misc. Info.:			
Operator:	1765	Instrument ID:	YPID
Purge Vol:	5.000 mL	ALS Bottle#:	1
Lims Batch ID:	70393	Lims Sample ID:	9
Sublist:	chrom-Y80158021*sub7		
Detector 1 :	GC ELC2B		
Detector 2 :	GC FID1A		
Method:	\\Ncchrom\ChromData\YPID\20121228-16238.b\Y80158021.m		
Last Update:	29-Dec-2012 06:32:02	Calib Date:	28-Dec-2012 14:47:21
Quant Method:	External Standard	Quant By:	Initial Calibration
Last ICal File:	\\Ncchrom\ChromData\YPID\20121228-16238.b\YF122810.D		
Limit Group:	GCV 8015C GRO ICAL		
Integrator:	Falcon		
Column Type:		Column Dia:	
Process Host:	XAWRK023		

Compound	Det	RT	EXP RT	DLT RT	Response	On-Col Amt ug/l	Flags
$ 16 Trifluorotoluene (Surr)	2	9.757	9.755	0.002	1551086	11.6	
A 5 C6-C10	2	11.892	4.963 - 18.821		162624413	1133.0	
A 1 C6-C12	2	13.469	4.963 - 21.975		179831720	1104.1	

Report Date: 29-Dec-2012 06:32:04 Chrom Revision: 2.0 27-Nov-2012 13:14:12

TestAmerica Canton

Data File:	\\Ncchrom\ChromData\YPID\20121228-16238.b\YF122809.D		
Injection Date:	28-Dec-2012 14:10:04	Limit Group:	GCV 8015C GRO ICAL
Client ID:		Instrument ID:	YPID
Lims Batch ID:	70393	Lims Sample ID:	9
Operator ID:	1765	Purge Vol:	5.000 mL
Column Type:		Column Dia:	

Y Scaling:

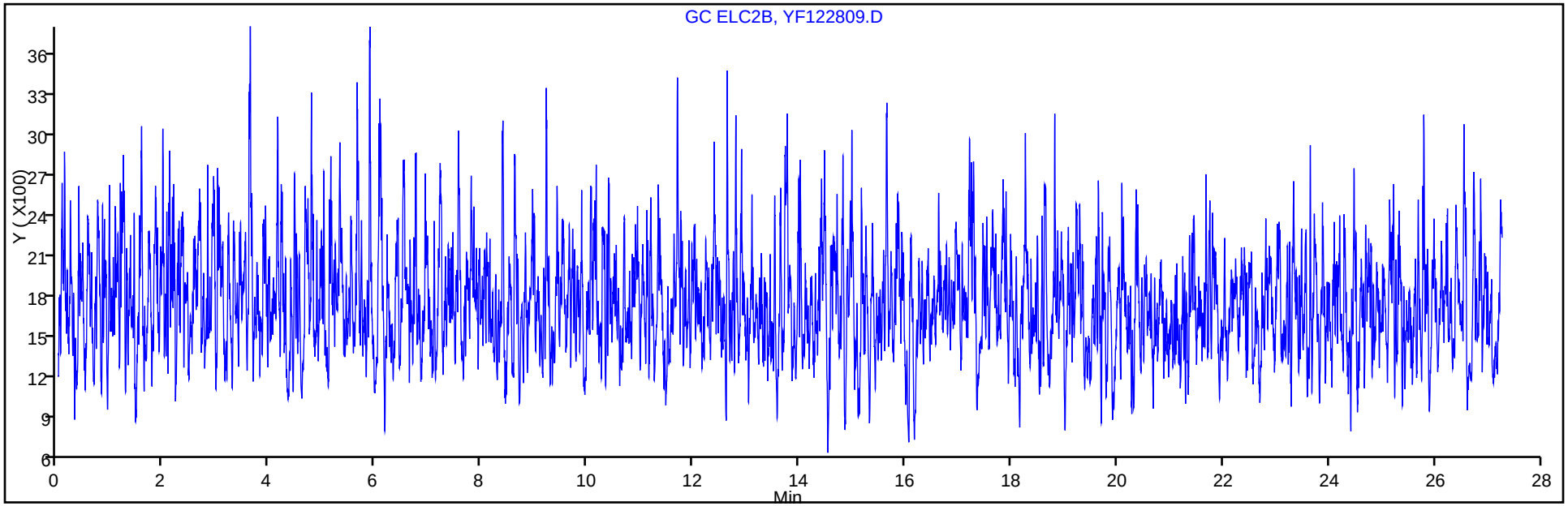

Y Scaling:

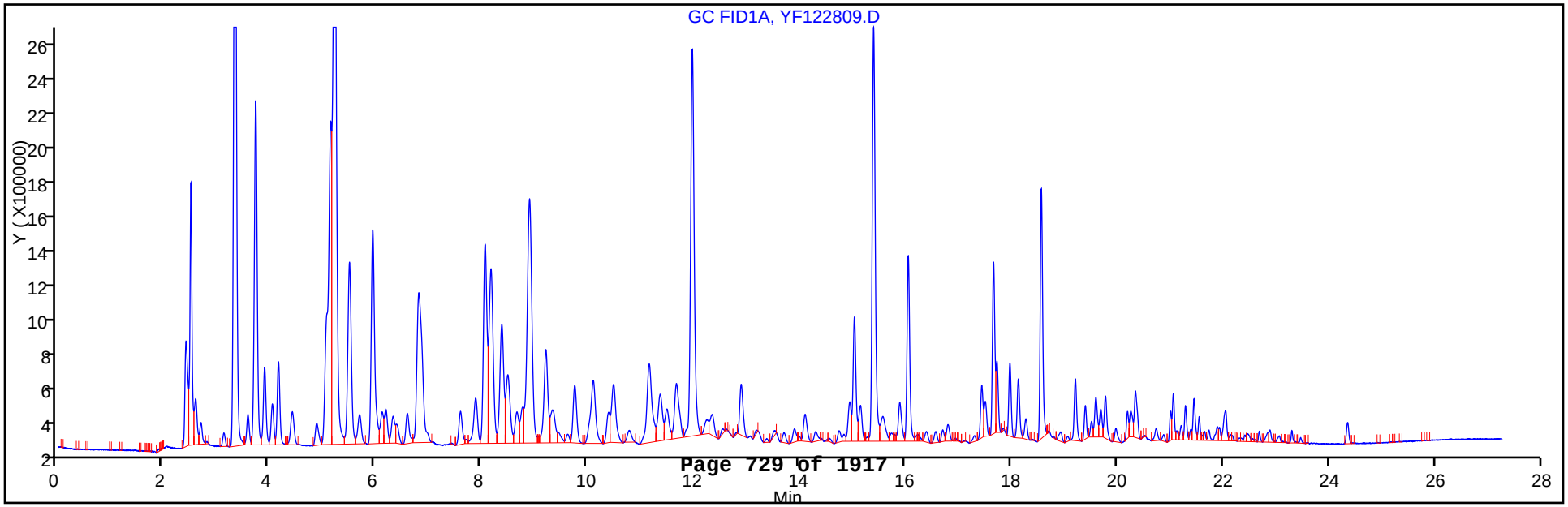

TestAmerica Canton
Target Compound Quantitation Report

Data File:	\\Ncchrom\ChromData\YPID\20121228-16238.b\YF122810.D		
Lims ID:	STD6 GAS	Client ID:	
Inject. Date:	28-Dec-2012 14:47:21	Dil. Factor:	1.0000
Sample Type:	IC	Calib Level:	6
Sample ID:	240-0016238-010		
Misc. Info.:			
Operator:	1765	Instrument ID:	YPID
Purge Vol:	5.000 mL	ALS Bottle#:	1
Lims Batch ID:	70393	Lims Sample ID:	10
Sublist:	chrom-Y80158021*sub7		
Detector 1 :	GC ELC2B		
Detector 2 :	GC FID1A		
Method:	\\Ncchrom\ChromData\YPID\20121228-16238.b\Y80158021.m		
Last Update:	29-Dec-2012 06:32:05	Calib Date:	28-Dec-2012 14:47:21
Quant Method:	External Standard	Quant By:	Initial Calibration
Last ICal File:	\\Ncchrom\ChromData\YPID\20121228-16238.b\YF122810.D		
Limit Group:	GCV 8015C GRO ICAL		
Integrator:	Falcon		
Column Type:		Column Dia:	
Process Host:	XAWRK023		

Compound	Det	RT	EXP RT	DLT RT	Response	On-Col Amt ug/l	Flags
$ 16 Trifluorotoluene (Surr)	2	9.762	9.755	0.007	1626015	12.2	
A 5 C6-C10	2	11.892	4.963 -	18.821	215244603	1499.6	
A 1 C6-C12	2	13.469	4.963 -	21.975	236888136	1454.4	

Report Date: 29-Dec-2012 06:32:07 Chrom Revision: 2.0 27-Nov-2012 13:14:12

TestAmerica Canton

Data File:	\\Ncchrom\ChromData\YPID\20121228-16238.b\YF122810.D		
Injection Date:	28-Dec-2012 14:47:21	Limit Group:	GCV 8015C GRO ICAL
Client ID:		Instrument ID:	YPID
Lims Batch ID:	70393	Lims Sample ID:	10
Operator ID:	1765	Purge Vol:	5.000 mL
Column Type:		Column Dia:	

Y Scaling:

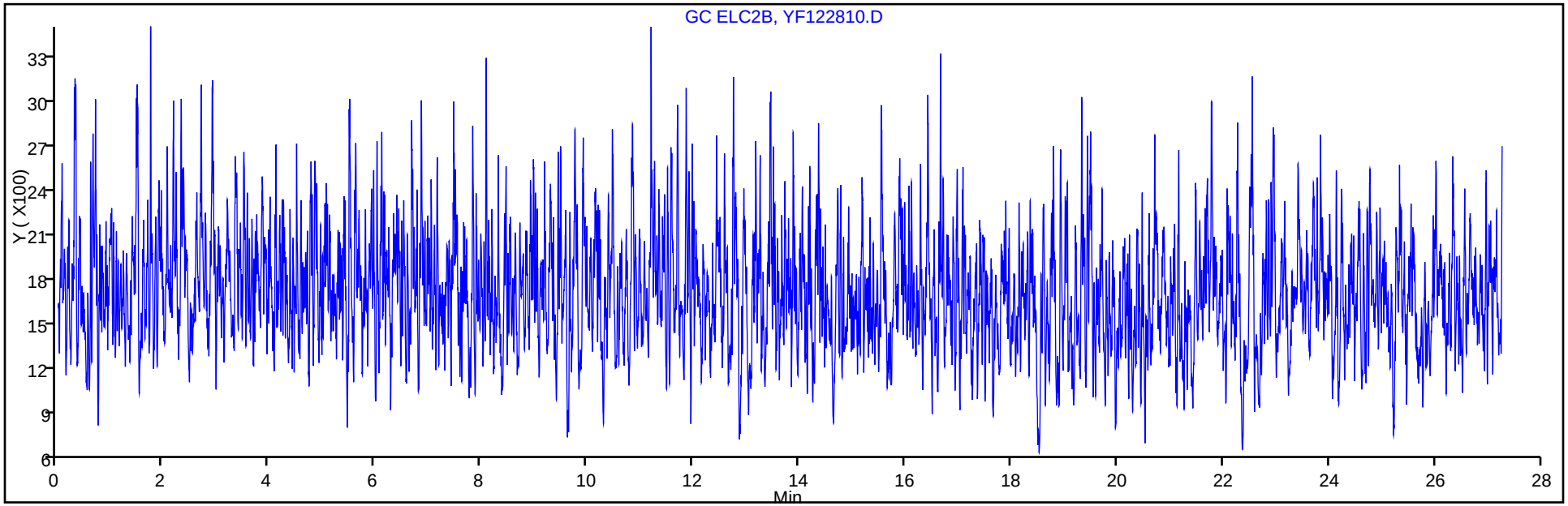

Y Scaling:

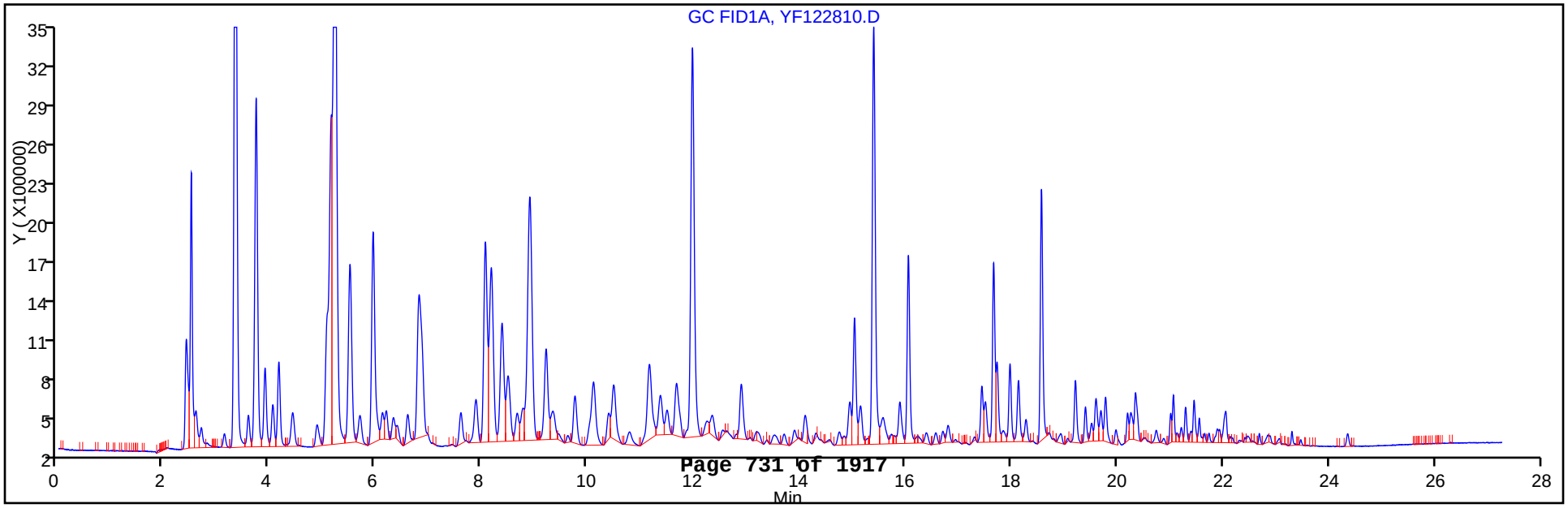

FORM VII
GC VOA CONTINUING CALIBRATION DATA

Lab Name: TestAmerica Canton Job No.: 240-21987-1

SDG No.:

Lab Sample ID: ICV 240-70393/11 Calibration Date: 12/28/2012 15:24

Instrument ID: YPID Calib Start Date: 12/28/2012 11:38

GC Column: RTX-VRX ID: 0.45(mm) Calib End Date: 12/28/2012 14:47

Lab File ID: YF122811.D Conc. Units: ug/L Heated Purge: (Y/N) N

ANALYTE	CURVE TYPE	AVE CF	CF	MIN CF	CALC AMOUNT	SPIKE AMOUNT	%D	MAX %D
C6-C10	Ave	143534	132336		738	800	-7.8	20.0
C6-C12	Ave	162879	153450		754	800	-5.8	20.0
Trifluorotoluene (Surr)	Ave	133479	139032		10.4	10.0	4.2	20.0

FORM VII
GC VOA CONTINUING CALIBRATION RETENTION TIME SUMMARY

Lab Name: TestAmerica Canton Job No.: 240-21987-1

SDG No.:

Lab Sample ID: ICV 240-70393/11 Calibration Date: 12/28/2012 15:24

Instrument ID: YPID Calib Start Date: 12/28/2012 11:38

GC Column: RTX-VRX ID: 0.45(mm) Calib End Date: 12/28/2012 14:47

Lab File ID: YF122811.D Heated Purge: (Y/N) N

Analyte	RT	RT WINDOW	
		FROM	TO
C6-C10	11.89	4.96	18.82
C6-C12	13.47	4.96	21.98
Trifluorotoluene (Surr)	9.76	9.51	10.01

TestAmerica Canton
Target Compound Quantitation Report

Data File:	\\Ncchrom\ChromData\YPID\20121228-16238.b\YF122811.D		
Lims ID:	ICV GAS	Client ID:	
Inject. Date:	28-Dec-2012 15:24:55	Dil. Factor:	1.0000
Sample Type:	ICV		
Sample ID:	240-0016238-011		
Misc. Info.:			
Operator:	1765	Instrument ID:	YPID
Purge Vol:	5.000 mL	ALS Bottle#:	1
Lims Batch ID:	70393	Lims Sample ID:	11
Sublist:			
Detector 1 :	GC ELC2B		
Detector 2 :	GC FID1A		
Method:	\\Ncchrom\ChromData\YPID\20121228-16238.b\Y80158021.m		
Last Update:	29-Dec-2012 06:32:05	Calib Date:	28-Dec-2012 14:47:21
Quant Method:	External Standard	Quant By:	Initial Calibration
Last ICal File:	\\Ncchrom\ChromData\YPID\20121228-16238.b\YF122810.D		
Limit Group:	GCV 8015C GRO ICAL		
Integrator:	Falcon		
Column Type:		Column Dia:	
Process Host:	XAWRK023		

Compound	Det	RT	EXP RT	DLT RT	Response	On-Col Amt ug/l	Flags
$ 16 Trifluorotoluene (Surr)	2	9.760	9.755	0.005	1390321	10.4	
A 5 C6-C10	2	11.892	4.963 -	18.821	105868878	737.6	
A 1 C6-C12	2	13.469	4.963 -	21.975	122760148	753.7	

Report Date: 29-Dec-2012 06:32:10 Chrom Revision: 2.0 27-Nov-2012 13:14:12

TestAmerica Canton

Data File:	\\Ncchrom\ChromData\YPID\20121228-16238.b\YF122811.D		
Injection Date:	28-Dec-2012 15:24:55	Limit Group:	GCV 8015C GRO ICAL
Client ID:		Instrument ID:	YPID
Lims Batch ID:	70393	Lims Sample ID:	11
Operator ID:	1765	Purge Vol:	5.000 mL
Column Type:		Column Dia:	

Y Scaling:

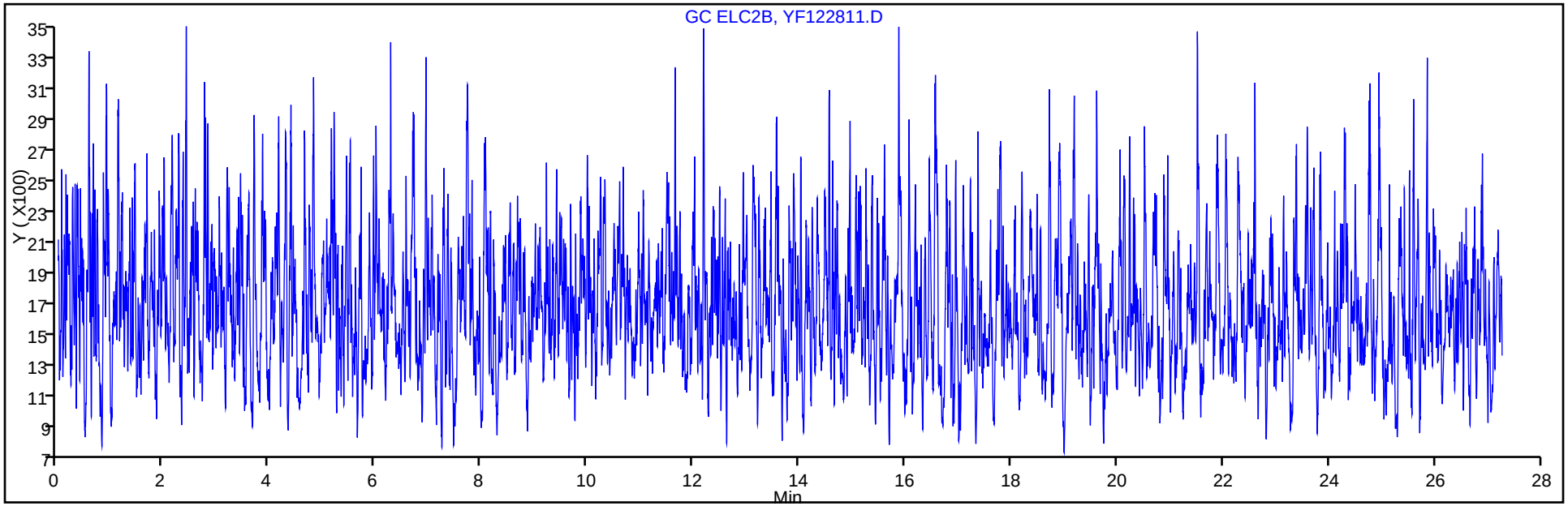

Y Scaling:

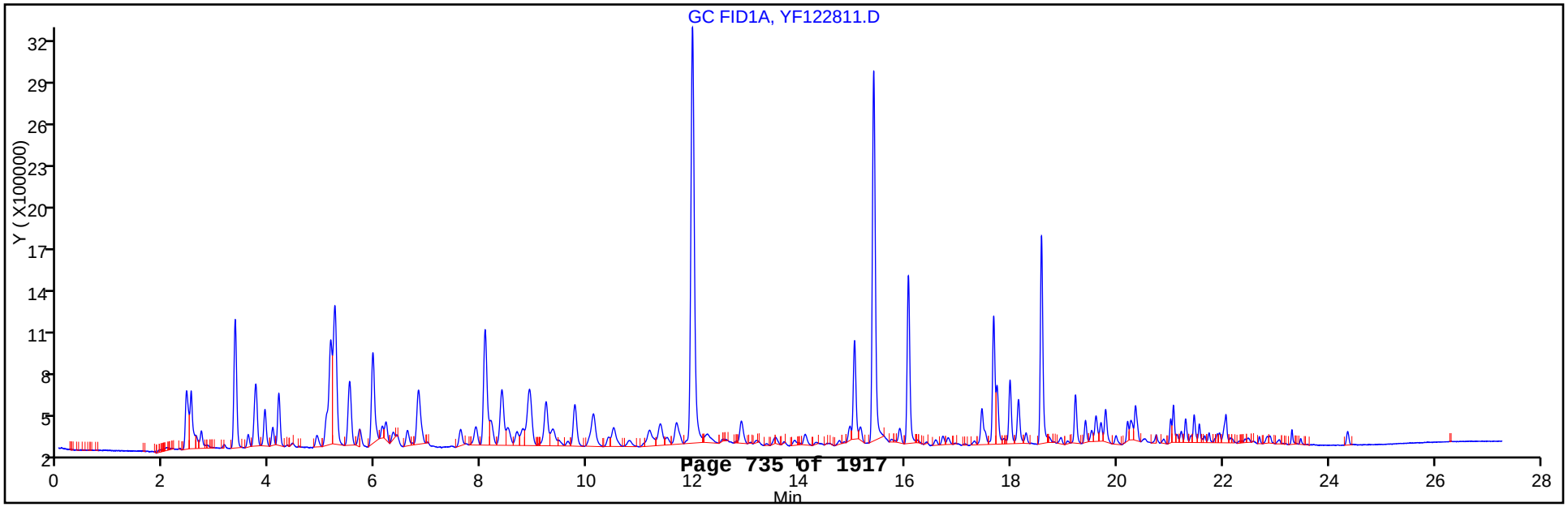

FORM VII
GC VOA CONTINUING CALIBRATION DATA

Lab Name: TestAmerica Canton Job No.: 240-21987-1

SDG No.:

Lab Sample ID: CCV 240-79100/5 Calibration Date: 03/22/2013 11:38

Instrument ID: YPID Calib Start Date: 12/28/2012 11:38

GC Column: RTX-VRX ID: 0.45(mm) Calib End Date: 12/28/2012 14:47

Lab File ID: YF032205.D Conc. Units: ug/L Heated Purge: (Y/N) N

ANALYTE	CURVE TYPE	AVE CF	CF	MIN CF	CALC AMOUNT	SPIKE AMOUNT	%D	MAX %D
C6-C10	Ave	143534	137315		765	800	-4.3	20.0
C6-C12	Ave	162879	155020		761	800	-4.8	20.0
Trifluorotoluene (Surr)	Ave	133479	152163		11.4	10.0	14.0	20.0

FORM VII
GC VOA CONTINUING CALIBRATION RETENTION TIME SUMMARY

Lab Name: TestAmerica Canton Job No.: 240-21987-1

SDG No.:

Lab Sample ID: CCV 240-79100/5 Calibration Date: 03/22/2013 11:38

Instrument ID: YPID Calib Start Date: 12/28/2012 11:38

GC Column: RTX-VRX ID: 0.45(mm) Calib End Date: 12/28/2012 14:47

Lab File ID: YF032205.D Heated Purge: (Y/N) N

Analyte	RT	RT WINDOW	
		FROM	TO
C6-C10	11.87	5.01	18.74
C6-C12	13.52	5.01	22.03
Trifluorotoluene (Surr)	9.79	9.54	10.04

TestAmerica Canton
Target Compound Quantitation Report

Data File:	\\Ncchrom\ChromData\YPID\20130322-18168.b\YF032205.D		
Lims ID:	CCV GAS	Client ID:	
Inject. Date:	22-Mar-2013 11:38:14	Dil. Factor:	1.0000
Sample Type:	CCVRT		
Sample ID:	240-0018168-005		
Misc. Info.:			
Operator:	1765	Instrument ID:	YPID
Purge Vol:	5.000 mL	ALS Bottle#:	1
Lims Batch ID:	79100	Lims Sample ID:	5
Sublist:	chrom-Y80158021*sub16		
Detector 1 :	GC ELC2B		
Detector 2 :	GC FID1A		
Method:	\\Ncchrom\ChromData\YPID\20130322-18168.b\Y80158021.m		
Last Update:	23-Mar-2013 16:34:49	Calib Date:	18-Jan-2013 18:43:52
Quant Method:	External Standard	Quant By:	Initial Calibration
Last ICal File:	\\Ncchrom\ChromData\YPID\20130118-16706.b\YF011809.D		
Limit Group:	GCV 8015C GRO ICAL		
Integrator:	Falcon		
Column Type:		Column Dia:	
Process Host:	XAWRK010		

Compound	Det	RT	EXP RT	DLT RT	Response	On-Col Amt ug/l	Flags
$ 16 Trifluorotoluene (Surr)	2	9.790	9.790	0.0	1521630	11.4	
A 5 C6-C10	2	11.872	5.007 -	18.736	109851855	765.3	
A 1 C6-C12	2	13.517	5.007 -	22.028	124016320	761.4	

Report Date: 23-Mar-2013 16:34:50 Chrom Revision: 2.0 01-Feb-2013 10:03:10

TestAmerica Canton

Data File:	\\Ncchrom\ChromData\YPID\20130322-18168.b\YF032205.D		
Injection Date:	22-Mar-2013 11:38:14	Limit Group:	GCV 8015C GRO ICAL
Client ID:		Instrument ID:	YPID
Lims Batch ID:	79100	Lims Sample ID:	5
Operator ID:	1765	Purge Vol:	5.000 mL
Column Type:		Column Dia:	

Y Scaling:

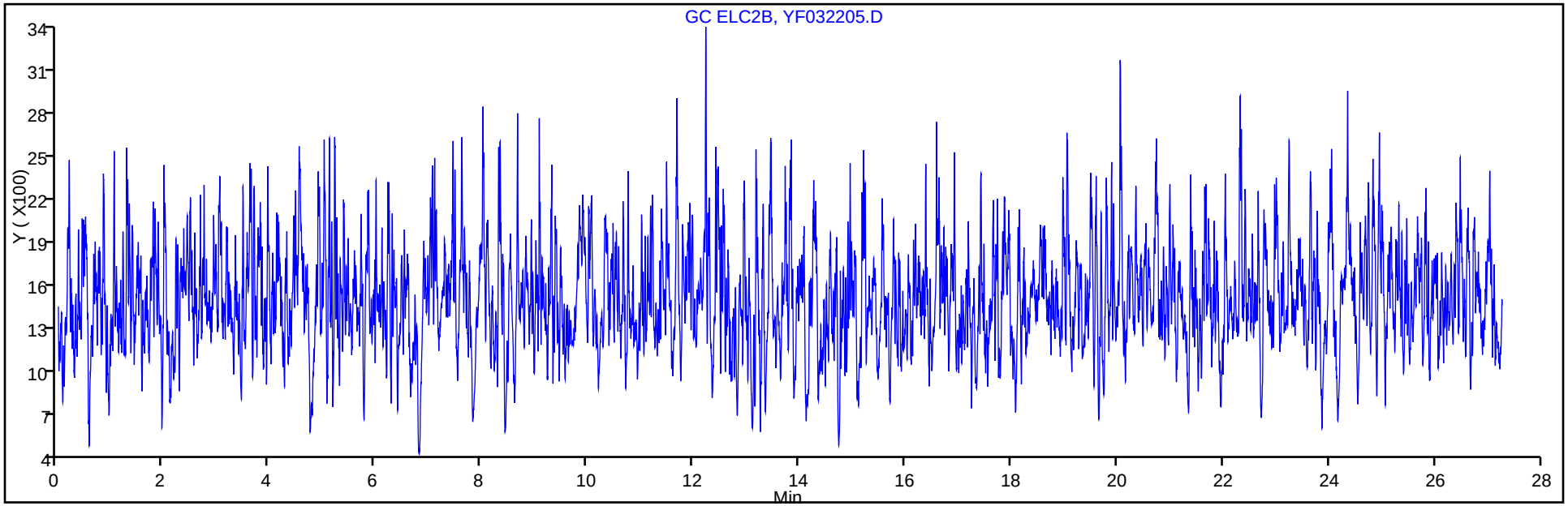

Y Scaling:

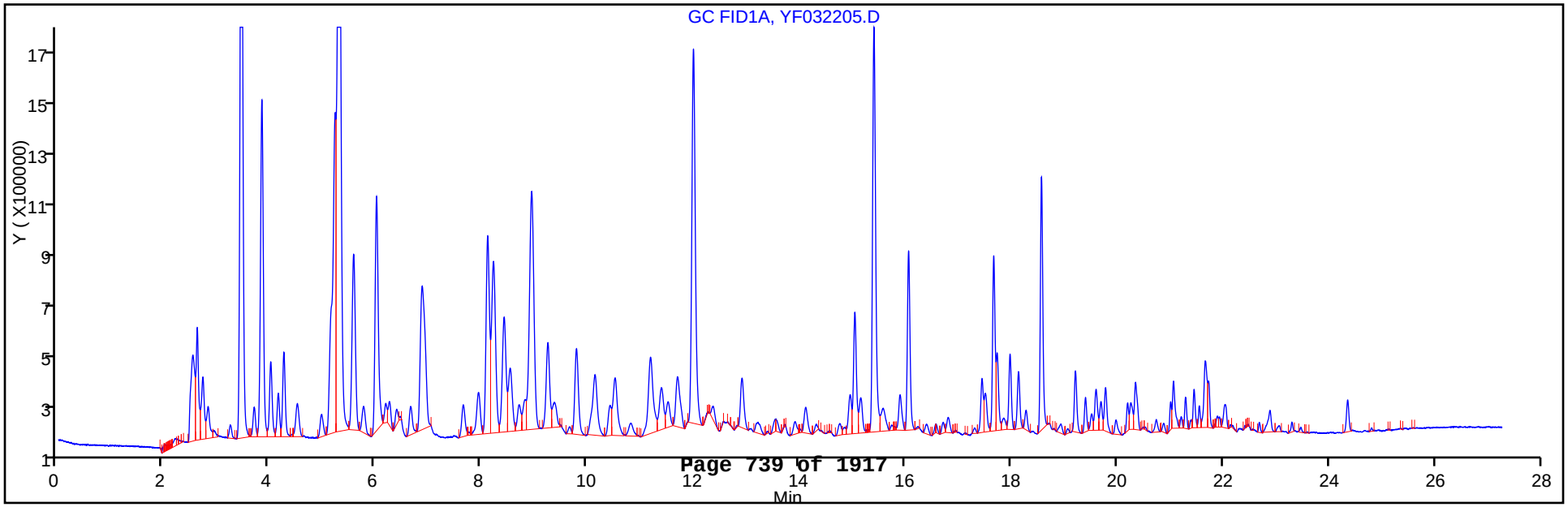

FORM VII
GC VOA CONTINUING CALIBRATION DATA

Lab Name: TestAmerica Canton Job No.: 240-21987-1

SDG No.:

Lab Sample ID: CCV 240-79100/36 Calibration Date: 03/23/2013 07:02

Instrument ID: YPID Calib Start Date: 12/28/2012 11:38

GC Column: RTX-VRX ID: 0.45(mm) Calib End Date: 12/28/2012 14:47

Lab File ID: YF032236.D Conc. Units: ug/L Heated Purge: (Y/N) N

ANALYTE	CURVE TYPE	AVE CF	CF	MIN CF	CALC AMOUNT	SPIKE AMOUNT	%D	MAX %D
C6-C10	Ave	143534	128583		717	800	-10.4	20.0
C6-C12	Ave	162879	142524		700	800	-12.5	20.0
Trifluorotoluene (Surr)	Ave	133479	91629		6.86	10.0	-31.4*	20.0

FORM VII
GC VOA CONTINUING CALIBRATION RETENTION TIME SUMMARY

Lab Name: TestAmerica Canton Job No.: 240-21987-1

SDG No.:

Lab Sample ID: CCV 240-79100/36 Calibration Date: 03/23/2013 07:02

Instrument ID: YPID Calib Start Date: 12/28/2012 11:38

GC Column: RTX-VRX ID: 0.45(mm) Calib End Date: 12/28/2012 14:47

Lab File ID: YF032236.D Heated Purge: (Y/N) N

Analyte	RT	RT WINDOW	
		FROM	TO
C6-C10	11.87	5.01	18.74
C6-C12	13.52	5.01	22.03
Trifluorotoluene (Surr)	9.77	9.52	10.02

TestAmerica Canton
Target Compound Quantitation Report

Data File:	\\Ncchrom\ChromData\YPID\20130322-18168.b\YF032236.D		
Lims ID:	CCV GAS	Client ID:	
Inject. Date:	23-Mar-2013 07:02:11	Dil. Factor:	1.0000
Sample Type:	CCV		
Sample ID:	240-0018168-036		
Misc. Info.:			
Operator:	1765	Instrument ID:	YPID
Purge Vol:	5.000 mL	ALS Bottle#:	1
Lims Batch ID:	79100	Lims Sample ID:	36
Sublist:	chrom-Y80158021*sub16		
Detector 1 :	GC ELC2B		
Detector 2 :	GC FID1A		
Method:	\\Ncchrom\ChromData\YPID\20130322-18168.b\Y80158021.m		
Last Update:	23-Mar-2013 16:35:41	Calib Date:	18-Jan-2013 18:43:52
Quant Method:	External Standard	Quant By:	Initial Calibration
Last ICal File:	\\Ncchrom\ChromData\YPID\20130118-16706.b\YF011809.D		
Limit Group:	GCV 8015C GRO ICAL		
Integrator:	Falcon		
Column Type:		Column Dia:	
Process Host:	XAWRK010		

Compound	Det	RT	EXP RT	DLT RT	Response	On-Col Amt ug/l	Flags
$ 16 Trifluorotoluene (Surr)	2	9.765	9.765	0.0	916290	6.86	
A 5 C6-C10	2	11.872	5.007 -	18.736	102866181	716.7	
A 1 C6-C12	2	13.517	5.007 -	22.028	114019187	700.0	

Report Date: 23-Mar-2013 16:35:41 Chrom Revision: 2.0 01-Feb-2013 10:03:10

TestAmerica Canton

Data File:	\\Ncchrom\ChromData\YPID\20130322-18168.b\YF032236.D		
Injection Date:	23-Mar-2013 07:02:11	Limit Group:	GCV 8015C GRO ICAL
Client ID:		Instrument ID:	YPID
Lims Batch ID:	79100	Lims Sample ID:	36
Operator ID:	1765	Purge Vol:	5.000 mL
Column Type:		Column Dia:	

Y Scaling:

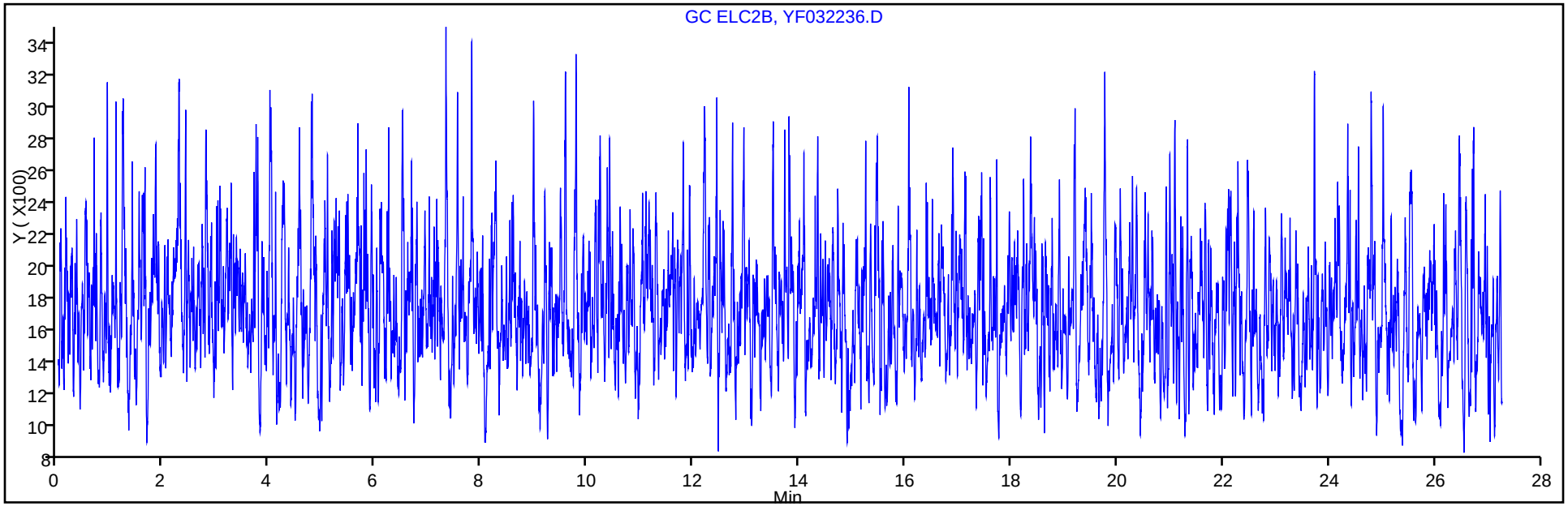

Y Scaling:

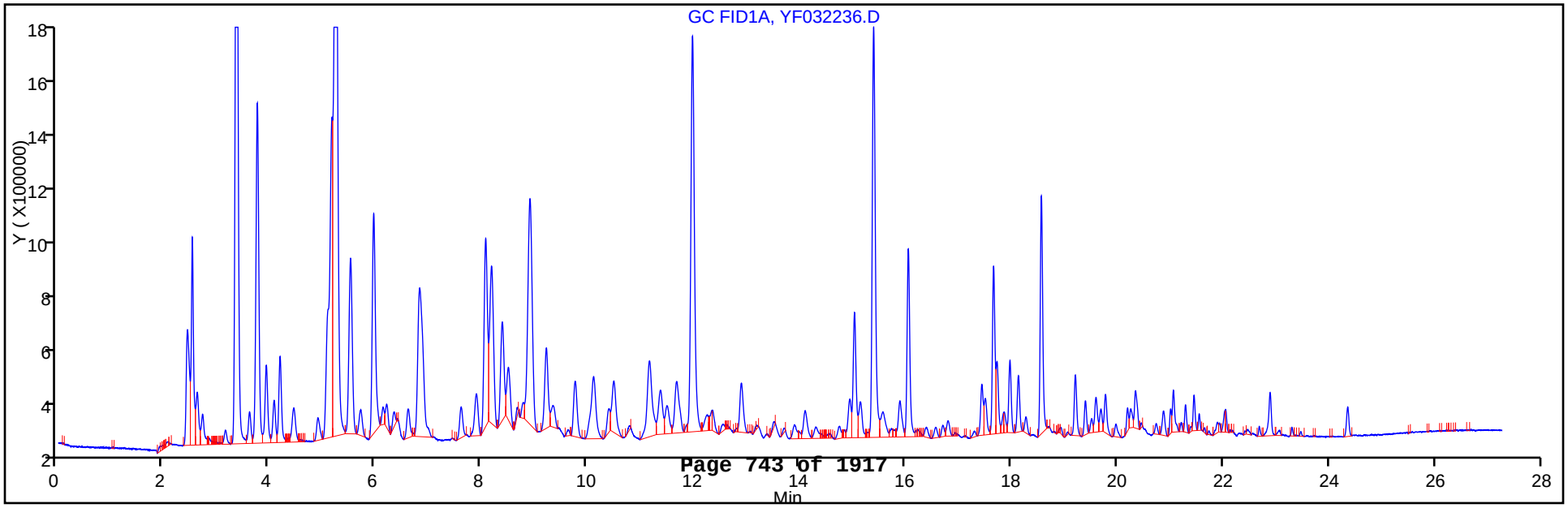

FORM VII
GC VOA CONTINUING CALIBRATION DATA

Lab Name: TestAmerica Canton Job No.: 240-21987-1

SDG No.:

Lab Sample ID: CCV 240-79100/44 Calibration Date: 03/23/2013 11:52

Instrument ID: YPID Calib Start Date: 12/28/2012 11:38

GC Column: RTX-VRX ID: 0.45(mm) Calib End Date: 12/28/2012 14:47

Lab File ID: YF032244.D Conc. Units: ug/L Heated Purge: (Y/N) N

ANALYTE	CURVE TYPE	AVE CF	CF	MIN CF	CALC AMOUNT	SPIKE AMOUNT	%D	MAX %D
C6-C10	Ave	143534	131811		735	800	-8.2	20.0
C6-C12	Ave	162879	145619		715	800	-10.6	20.0
Trifluorotoluene (Surr)	Ave	133479	93840		7.03	10.0	-29.7*	20.0

FORM VII
GC VOA CONTINUING CALIBRATION RETENTION TIME SUMMARY

Lab Name: TestAmerica Canton Job No.: 240-21987-1

SDG No.:

Lab Sample ID: CCV 240-79100/44 Calibration Date: 03/23/2013 11:52

Instrument ID: YPID Calib Start Date: 12/28/2012 11:38

GC Column: RTX-VRX ID: 0.45(mm) Calib End Date: 12/28/2012 14:47

Lab File ID: YF032244.D Heated Purge: (Y/N) N

Analyte	RT	RT WINDOW	
		FROM	TO
C6-C10	11.87	5.01	18.74
C6-C12	13.52	5.01	22.03
Trifluorotoluene (Surr)	9.76	9.51	10.01

TestAmerica Canton
Target Compound Quantitation Report

Data File:	\\Ncchrom\ChromData\YPID\20130322-18168.b\YF032244.D		
Lims ID:	CCV GAS	Client ID:	
Inject. Date:	23-Mar-2013 11:52:36	Dil. Factor:	1.0000
Sample Type:	CCV		
Sample ID:	240-0018168-044		
Misc. Info.:			
Operator:	1765	Instrument ID:	YPID
Purge Vol:	5.000 mL	ALS Bottle#:	1
Lims Batch ID:	79100	Lims Sample ID:	44
Sublist:	chrom-Y80158021*sub16		
Detector 1 :	GC ELC2B		
Detector 2 :	GC FID1A		
Method:	\\Ncchrom\ChromData\YPID\20130322-18168.b\Y80158021.m		
Last Update:	23-Mar-2013 16:35:57	Calib Date:	18-Jan-2013 18:43:52
Quant Method:	External Standard	Quant By:	Initial Calibration
Last ICal File:	\\Ncchrom\ChromData\YPID\20130118-16706.b\YF011809.D		
Limit Group:	GCV 8015C GRO ICAL		
Integrator:	Falcon		
Column Type:		Column Dia:	
Process Host:	XAWRK010		

Compound	Det	RT	EXP RT	DLT RT	Response	On-Col Amt ug/l	Flags
$ 16 Trifluorotoluene (Surr)	2	9.763	9.763	0.0	938398	7.03	
A 5 C6-C10	2	11.872	5.007 -	18.736	105448930	734.7	
A 1 C6-C12	2	13.517	5.007 -	22.028	116495447	715.2	

Report Date: 23-Mar-2013 16:35:57 Chrom Revision: 2.0 01-Feb-2013 10:03:10

TestAmerica Canton

Data File:	\\Ncchrom\ChromData\YPID\20130322-18168.b\YF032244.D		
Injection Date:	23-Mar-2013 11:52:36	Limit Group:	GCV 8015C GRO ICAL
Client ID:		Instrument ID:	YPID
Lims Batch ID:	79100	Lims Sample ID:	44
Operator ID:	1765	Purge Vol:	5.000 mL
Column Type:		Column Dia:	

Y Scaling:

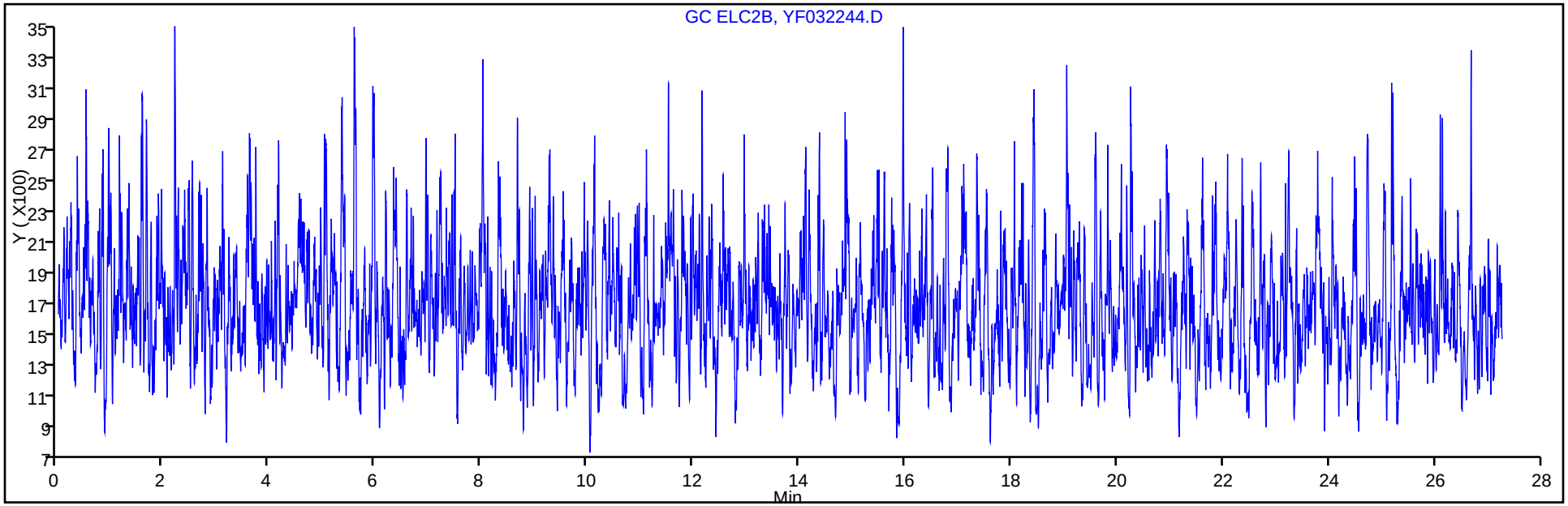

Y Scaling:

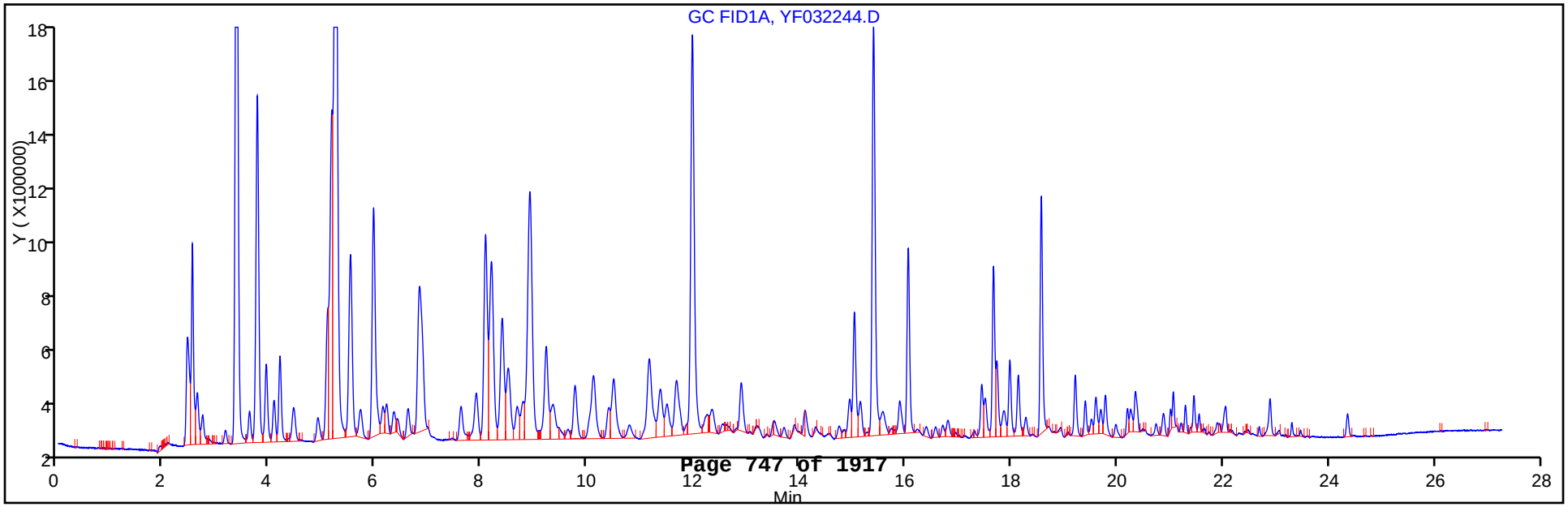

FORM I
GC VOA ORGANICS ANALYSIS DATA SHEET

Lab Name: TestAmerica Canton
Job No.: 240-21987-1
SDG No.:
Client Sample ID:
Lab Sample ID: MB 240-79100/38
Matrix: Water
Lab File ID: YF032238.D
Analysis Method: 8015B_GRO/DOD
Date Collected:
Sample wt/vol: 5(mL)
Date Analyzed: 03/23/2013 08:14
Soil Aliquot Vol:
Dilution Factor: 1
Soil Extract Vol.:
GC Column: ID:
% Moisture:
Level: (low/med) Low
Analysis Batch No.: 79100
Units: ug/L

CAS NO.	COMPOUND NAME	RESULT	Q	LOQ	LOD	DL
STL00061	C6-C12	57.2	J	100	50	25

CAS NO.	SURROGATE	%REC	Q	LIMITS
98-08-8	Trifluorotoluene (Surr)	50		10-150

TestAmerica Canton
Target Compound Quantitation Report

Data File:	\\Ncchrom\ChromData\YPID\20130322-18168.b\YF032238.D		
Lims ID:	MB	Client ID:	
Inject. Date:	23-Mar-2013 08:14:49	Dil. Factor:	1.0000
Sample Type:	MB		
Sample ID:	240-0018168-038		
Misc. Info.:			
Operator:	1765	Instrument ID:	YPID
Purge Vol:	5.000 mL	ALS Bottle#:	1
Lims Batch ID:	79100	Lims Sample ID:	38
Detector 1 :	GC ELC2B		
Detector 2 :	GC FID1A		

Method:	\\Ncchrom\ChromData\YPID\20130322-18168.b\Y80158021.m		
Last Update:	23-Mar-2013 16:35:41	Calib Date:	18-Jan-2013 18:43:52
Quant Method:	External Standard	Quant By:	Initial Calibration
Last ICal File:	\\Ncchrom\ChromData\YPID\20130118-16706.b\YF011809.D		
Limit Group:	GCV 8015C GRO ICAL		
Integrator:	Falcon		
Column Type:		Column Dia:	
Process Host:	XAWRK010		

Compound	Det	RT	EXP RT	DLT RT	Response	On-Col Amt ug/l	Flags
6 2-Methylpentane	2	5.151	5.165	-0.014	13918	0	
12 Methyl tert-butyl ether	2	5.193	5.240	-0.047	6794	0.0531	7
$ 16 Trifluorotoluene (Surr)	2	9.759	9.765	-0.006	671819	5.03	
A 5 C6-C10	2	11.872	5.007 -	18.736	6426412	44.8	
A 1 C6-C12	2	13.517	5.007 -	22.028	9320543	57.2	
A 11 GRO	2	13.717	5.018 -	22.415	10468515	0	
7 1,2,4-Trimethylbenzene	2	18.581	18.571	0.010	10105	0.0437	7
14 Dodecane	2	21.734	21.739	-0.005	7832	0	
9 Naphthalene	2	22.061	22.062	-0.001	35904	0.3146	

QC Flag Legend

Processing Flags
7 - Failed Limit of Detection

Report Date: 23-Mar-2013 16:35:47 Chrom Revision: 2.0 01-Feb-2013 10:03:10

TestAmerica Canton

Data File:	\\Ncchrom\ChromData\YPID\20130322-18168.b\YF032238.D		
Injection Date:	23-Mar-2013 08:14:49	Limit Group:	GCV 8015C GRO ICAL
Client ID:		Instrument ID:	YPID
Lims Batch ID:	79100	Lims Sample ID:	38
Operator ID:	1765	Purge Vol:	5.000 mL
Column Type:		Column Dia:	

Y Scaling:

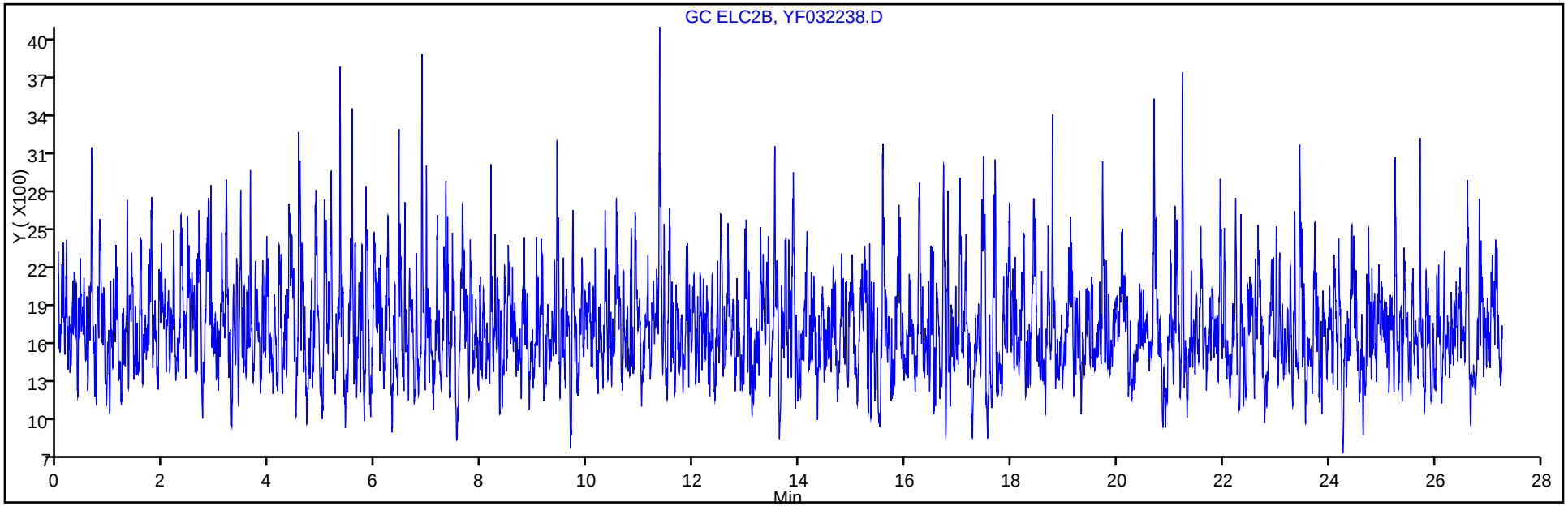

Y Scaling:

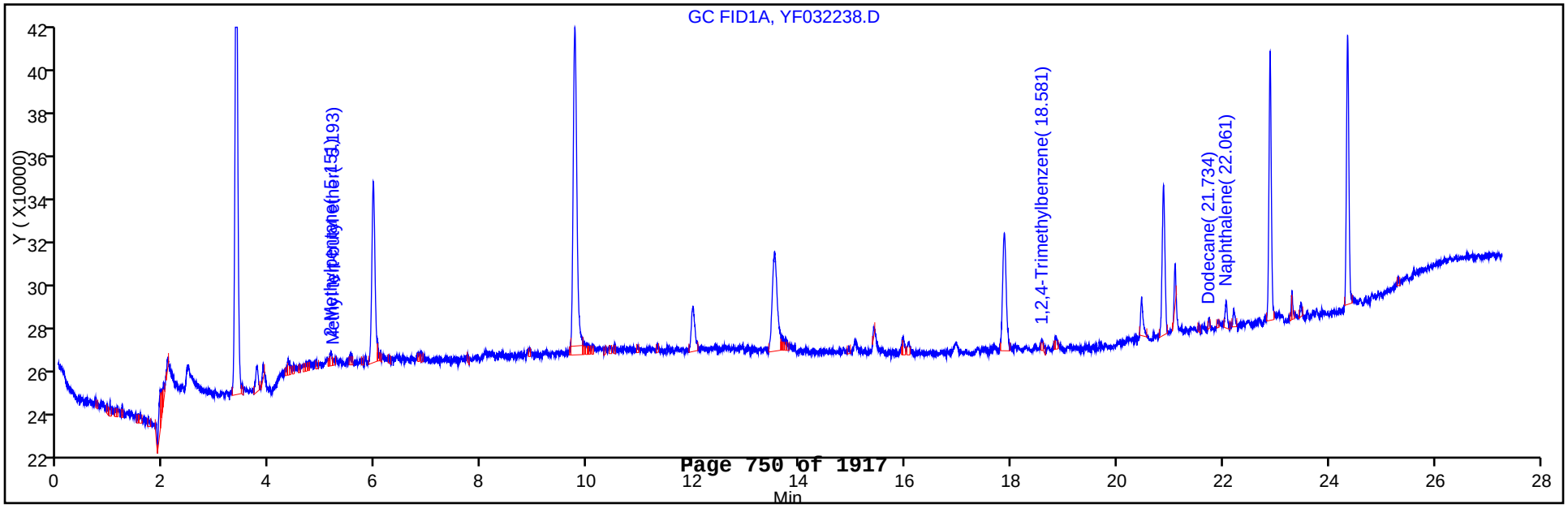

Report Date: 23-Mar-2013 16:35:48 Chrom Revision: 2.0 01-Feb-2013 10:03:10

TestAmerica Canton

Data File: \\Ncchrom\ChromData\YPID\20130322-18168.b\YF032238.D

Injection Date:	23-Mar-2013 08:14:49	Limit Group:	GCV 8015C GRO ICAL
Client ID:		Instrument ID:	YPID
Lims Batch ID:	79100	Lims Sample ID:	38
Operator ID:	1765	Purge Vol:	5.000 mL
Column Type:		Column Dia:	

A 1 C6-C12, Detector: 2, GC FID1A

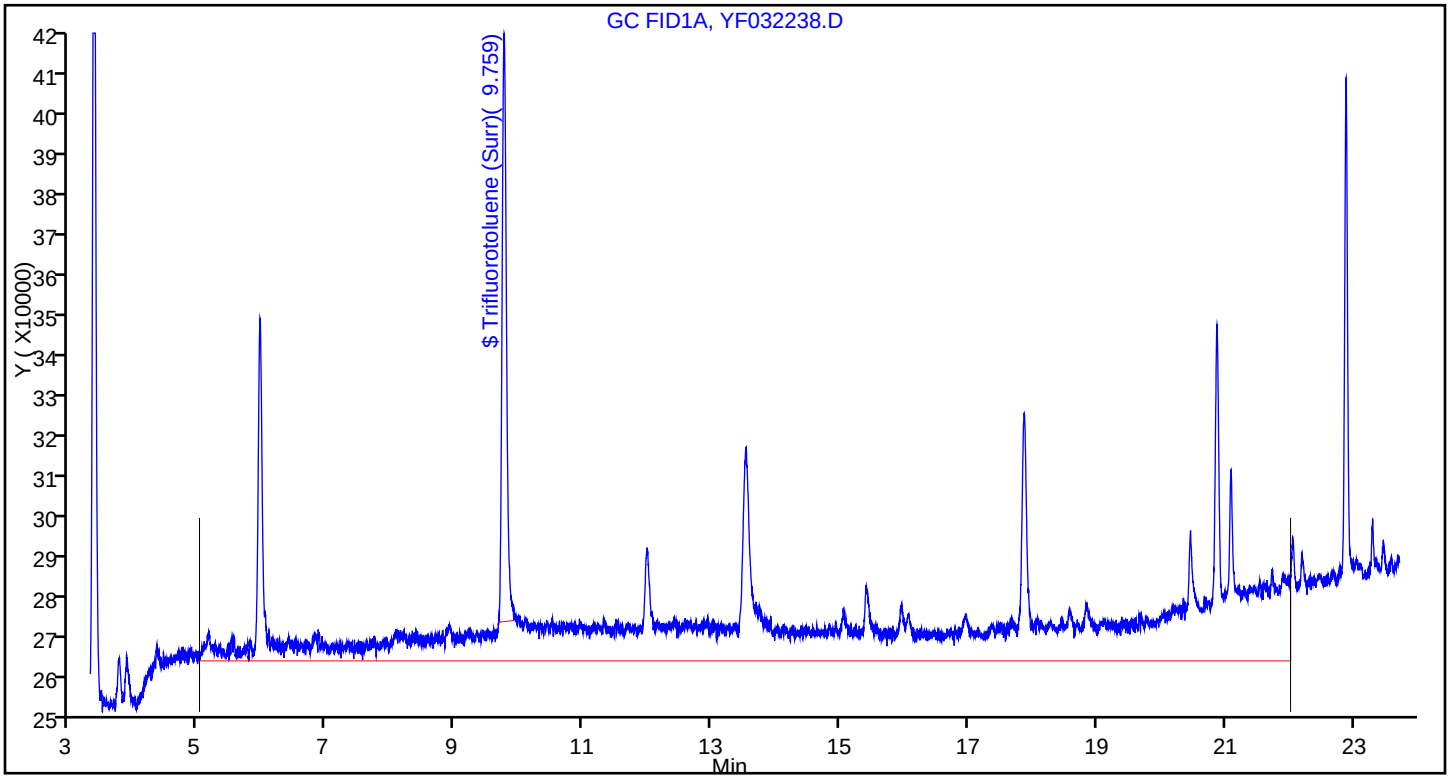

FORM I
GC VOA ORGANICS ANALYSIS DATA SHEET

Lab Name: TestAmerica Canton
Job No.: 240-21987-1
SDG No.:
Client Sample ID:
Lab Sample ID: LCS 240-79100/39
Matrix: Water
Lab File ID: YF032239.D
Analysis Method: 8015B_GRO/DOD
Date Collected:
Sample wt/vol: 5(mL)
Date Analyzed: 03/23/2013 08:51
Soil Aliquot Vol:
Dilution Factor: 1
Soil Extract Vol.:
GC Column: ID:
% Moisture:
Level: (low/med) Low
Analysis Batch No.: 79100
Units: ug/L

CAS NO.	COMPOUND NAME	RESULT	Q	LOQ	LOD	DL
STL00061	C6-C12	761		100	50	25

CAS NO.	SURROGATE	%REC	Q	LIMITS
98-08-8	Trifluorotoluene (Surr)	78		10-150

TestAmerica Canton
Target Compound Quantitation Report

Data File:	\\Ncchrom\ChromData\YPID\20130322-18168.b\YF032239.D		
Lims ID:	LCS	Client ID:	
Inject. Date:	23-Mar-2013 08:51:07	Dil. Factor:	1.0000
Sample Type:	LCS		
Sample ID:	240-0018168-039		
Misc. Info.:			
Operator:	1765	Instrument ID:	YPID
Purge Vol:	5.000 mL	ALS Bottle#:	1
Lims Batch ID:	79100	Lims Sample ID:	39
Detector 1 :	GC ELC2B		
Detector 2 :	GC FID1A		
Method:	\\Ncchrom\ChromData\YPID\20130322-18168.b\Y80158021.m		
Last Update:	23-Mar-2013 16:35:41	Calib Date:	18-Jan-2013 18:43:52
Quant Method:	External Standard	Quant By:	Initial Calibration
Last ICal File:	\\Ncchrom\ChromData\YPID\20130118-16706.b\YF011809.D		
Limit Group:	GCV 8015C GRO ICAL		
Integrator:	Falcon		
Column Type:		Column Dia:	
Process Host:	XAWRK010		

Compound	Det	RT	EXP RT	DLT RT	Response	On-Col Amt ug/l	Flags
$ 16 Trifluorotoluene (Surr)	2	9.762	9.765	-0.003	1042187	7.81	
A 5 C6-C10	2	11.872	5.007 -	18.736	108301155	754.5	
A 1 C6-C12	2	13.517	5.007 -	22.028	123914654	760.8	

Report Date: 23-Mar-2013 16:35:49 Chrom Revision: 2.0 01-Feb-2013 10:03:10

TestAmerica Canton

Data File:	\\Ncchrom\ChromData\YPID\20130322-18168.b\YF032239.D		
Injection Date:	23-Mar-2013 08:51:07	Limit Group:	GCV 8015C GRO ICAL
Client ID:		Instrument ID:	YPID
Lims Batch ID:	79100	Lims Sample ID:	39
Operator ID:	1765	Purge Vol:	5.000 mL
Column Type:		Column Dia:	

Y Scaling:

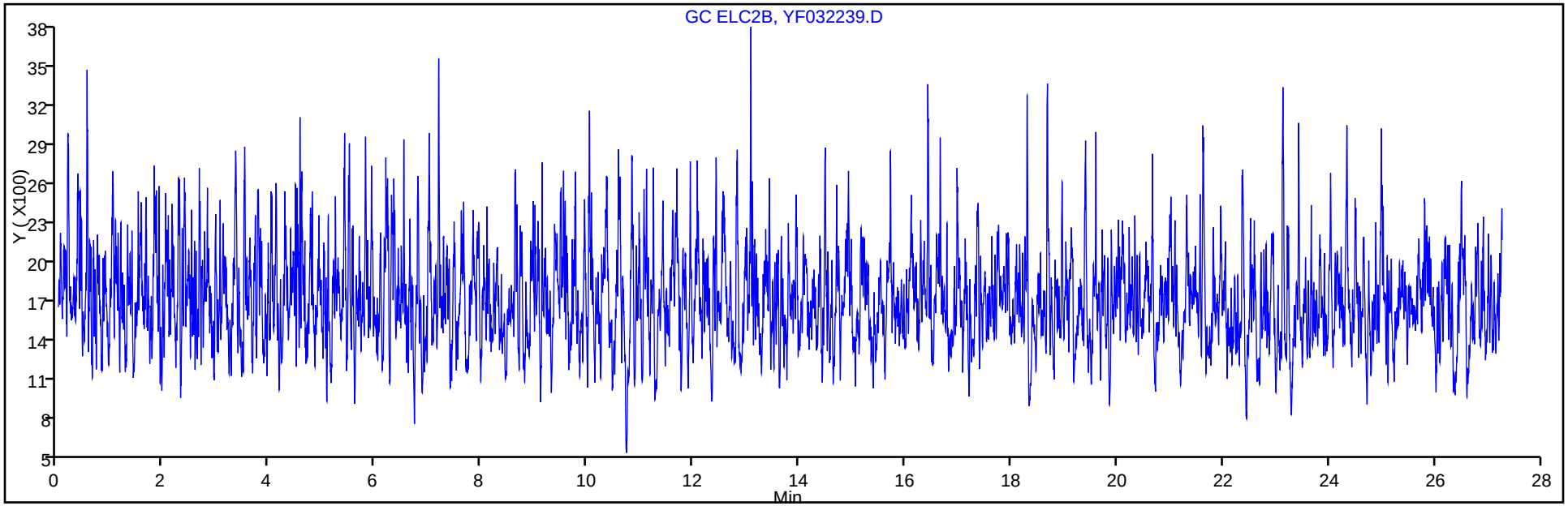

Y Scaling:

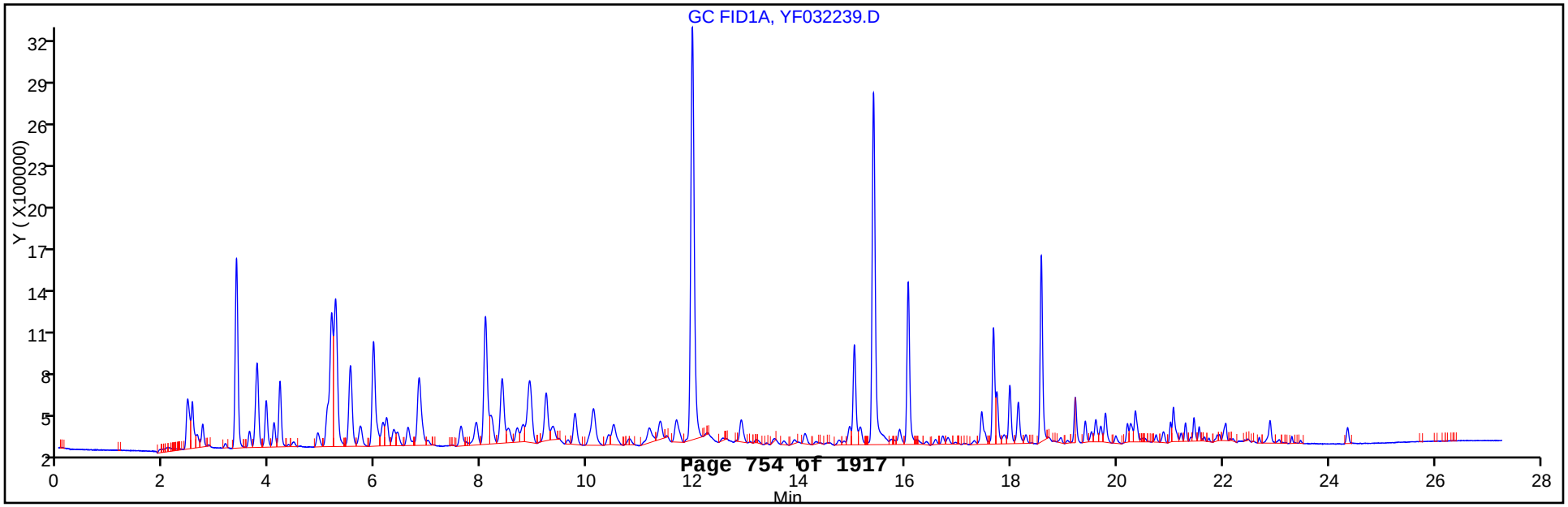

FORM I
GC VOA ORGANICS ANALYSIS DATA SHEET

Lab Name: TestAmerica Canton
Job No.: 240-21987-1
SDG No.:
Client Sample ID:
Lab Sample ID: MRL 240-79100/37
Matrix: Water
Lab File ID: YF032237.D
Analysis Method: 8015B_GRO/DOD
Date Collected:
Sample wt/vol: 5(mL)
Date Analyzed: 03/23/2013 07:38
Soil Aliquot Vol:
Dilution Factor: 1
Soil Extract Vol.:
GC Column: ID:
% Moisture:
Level: (low/med) Low
Analysis Batch No.: 79100
Units: ug/L

CAS NO.	COMPOUND NAME	RESULT	Q	LOQ	LOD	DL
STL00061	C6-C12	153	^	100	50	25

CAS NO.	SURROGATE	%REC	Q	LIMITS
98-08-8	Trifluorotoluene (Surr)	71		70-130

TestAmerica Canton
Target Compound Quantitation Report

Data File:	\\Ncchrom\ChromData\YPID\20130322-18168.b\YF032237.D		
Lims ID:	MRL	Client ID:	
Inject. Date:	23-Mar-2013 07:38:37	Dil. Factor:	1.0000
Sample Type:	MRL		
Sample ID:	240-0018168-037		
Misc. Info.:			
Operator:	1765	Instrument ID:	YPID
Purge Vol:	5.000 mL	ALS Bottle#:	1
Lims Batch ID:	79100	Lims Sample ID:	37
Detector 1 :	GC ELC2B		
Detector 2 :	GC FID1A		
Method:	\\Ncchrom\ChromData\YPID\20130322-18168.b\Y80158021.m		
Last Update:	23-Mar-2013 16:35:41	Calib Date:	18-Jan-2013 18:43:52
Quant Method:	External Standard	Quant By:	Initial Calibration
Last ICal File:	\\Ncchrom\ChromData\YPID\20130118-16706.b\YF011809.D		
Limit Group:	GCV 8015C GRO ICAL		
Integrator:	Falcon		
Column Type:		Column Dia:	
Process Host:	XAWRK010		

Compound	Det	RT	EXP RT	DLT RT	Response	On-Col Amt ug/l	Flags
6 2-Methylpentane	2	5.160	5.165	-0.005	631392	0	
12 Methyl tert-butyl ether	2	5.238	5.240	-0.002	1724968	13.5	
$ 16 Trifluorotoluene (Surr)	2	9.759	9.765	-0.006	952787	7.14	
A 5 C6-C10	2	11.872	5.007 -	18.736	20642289	143.8	
A 1 C6-C12	2	13.517	5.007 -	22.028	24968365	153.3	
A 11 GRO	2	13.717	5.018 -	22.415	26449476	0	
7 1,2,4-Trimethylbenzene	2	18.576	18.571	0.005	443394	1.92	
14 Dodecane	2	21.736	21.739	-0.003	17292	0	
9 Naphthalene	2	22.060	22.062	-0.002	97905	0.8578	

Report Date: 23-Mar-2013 16:35:45 Chrom Revision: 2.0 01-Feb-2013 10:03:10

TestAmerica Canton

Data File:	\\Ncchrom\ChromData\YPID\20130322-18168.b\YF032237.D		
Injection Date:	23-Mar-2013 07:38:37	Limit Group:	GCV 8015C GRO ICAL
Client ID:		Instrument ID:	YPID
Lims Batch ID:	79100	Lims Sample ID:	37
Operator ID:	1765	Purge Vol:	5.000 mL
Column Type:		Column Dia:	

Y Scaling:

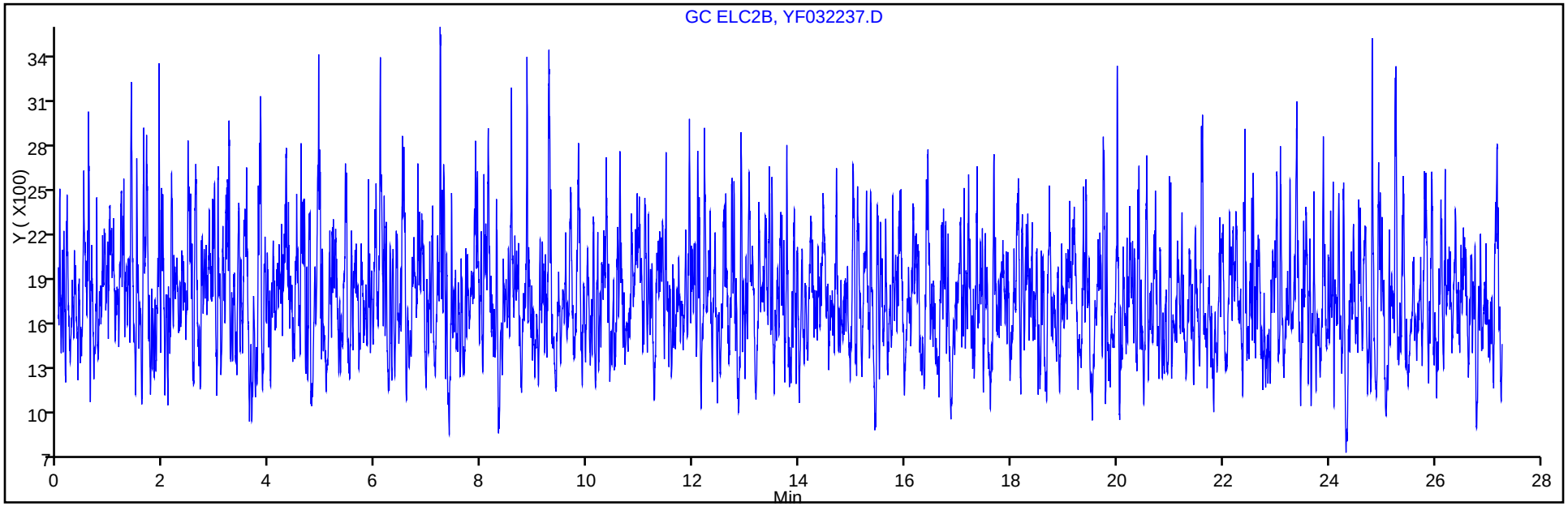

Y Scaling:

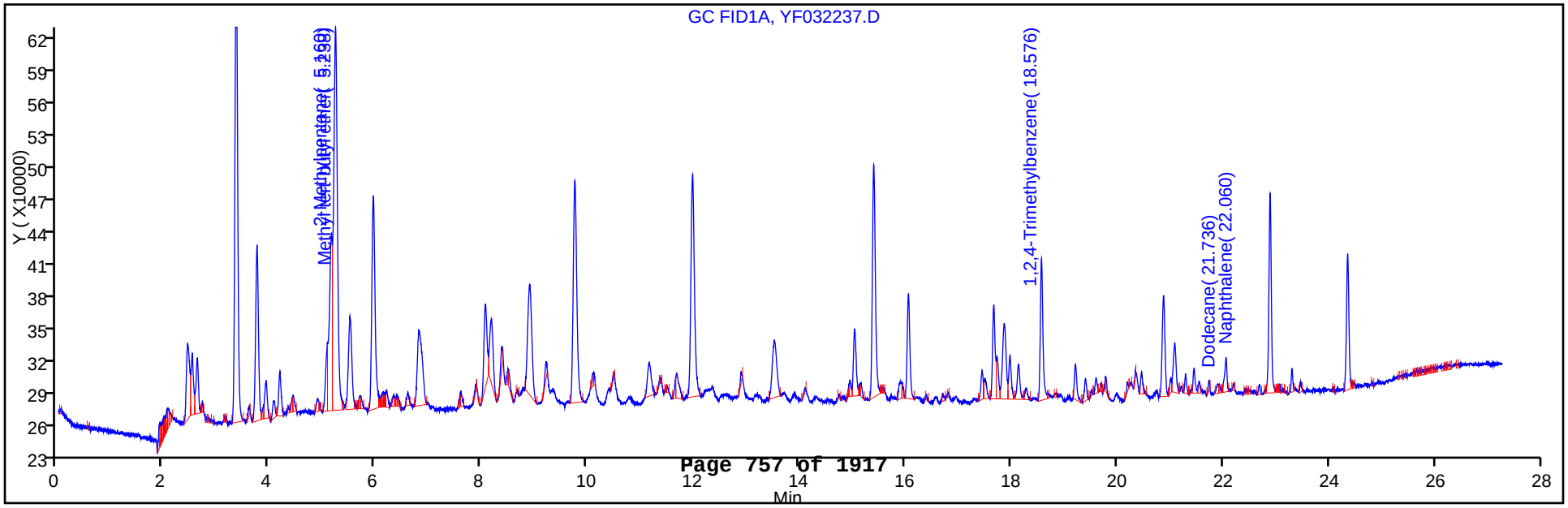

FORM I
GC VOA ORGANICS ANALYSIS DATA SHEET

Lab Name: TestAmerica Canton
Job No.: 240-21987-1
SDG No.:
Client Sample ID:
Lab Sample ID: MRL 240-79100/45
Matrix: Water
Lab File ID: YF032245.D
Analysis Method: 8015B_GRO/DOD
Date Collected:
Sample wt/vol: 5(mL)
Date Analyzed: 03/23/2013 12:28
Soil Aliquot Vol:
Dilution Factor: 1
Soil Extract Vol.:
GC Column: ID:
% Moisture:
Level: (low/med) Low
Analysis Batch No.: 79100
Units: ug/L

CAS NO.	COMPOUND NAME	RESULT	Q	LOQ	LOD	DL
STL00061	C6-C12	151	^	100	50	25

CAS NO.	SURROGATE	%REC	Q	LIMITS
98-08-8	Trifluorotoluene (Surr)	67	^	70-130

TestAmerica Canton
Target Compound Quantitation Report

Data File:	\\Ncchrom\ChromData\YPID\20130322-18168.b\YF032245.D		
Lims ID:	MRL	Client ID:	
Inject. Date:	23-Mar-2013 12:28:51	Dil. Factor:	1.0000
Sample Type:	MRL		
Sample ID:	240-0018168-045		
Misc. Info.:			
Operator:	1765	Instrument ID:	YPID
Purge Vol:	5.000 mL	ALS Bottle#:	1
Lims Batch ID:	79100	Lims Sample ID:	45
Detector 1 :	GC ELC2B		
Detector 2 :	GC FID1A		

Method:	\\Ncchrom\ChromData\YPID\20130322-18168.b\Y80158021.m		
Last Update:	23-Mar-2013 16:35:57	Calib Date:	18-Jan-2013 18:43:52
Quant Method:	External Standard	Quant By:	Initial Calibration
Last ICal File:	\\Ncchrom\ChromData\YPID\20130118-16706.b\YF011809.D		
Limit Group:	GCV 8015C GRO ICAL		
Integrator:	Falcon		
Column Type:		Column Dia:	
Process Host:	XAWRK010		

Compound	Det	RT	EXP RT	DLT RT	Response	On-Col Amt ug/l	Flags
6 2-Methylpentane	2	5.159	5.165	-0.006	591047	0	
12 Methyl tert-butyl ether	2	5.239	5.240	-0.001	1646218	12.9	
$ 16 Trifluorotoluene (Surr)	2	9.760	9.763	-0.003	896100	6.71	
A 5 C6-C10	2	11.872	5.007 -	18.736	19783520	137.8	
A 1 C6-C12	2	13.517	5.007 -	22.028	24524567	150.6	
A 11 GRO	2	13.717	5.018 -	22.415	26013994	0	
7 1,2,4-Trimethylbenzene	2	18.575	18.571	0.004	385024	1.67	
14 Dodecane	2	21.745	21.739	0.006	14566	0	
9 Naphthalene	2	22.060	22.062	-0.002	108643	0.9519	

Report Date: 23-Mar-2013 16:35:59 Chrom Revision: 2.0 01-Feb-2013 10:03:10

TestAmerica Canton

Data File:	\\Ncchrom\ChromData\YPID\20130322-18168.b\YF032245.D		
Injection Date:	23-Mar-2013 12:28:51	Limit Group:	GCV 8015C GRO ICAL
Client ID:		Instrument ID:	YPID
Lims Batch ID:	79100	Lims Sample ID:	45
Operator ID:	1765	Purge Vol:	5.000 mL
Column Type:		Column Dia:	

Y Scaling:

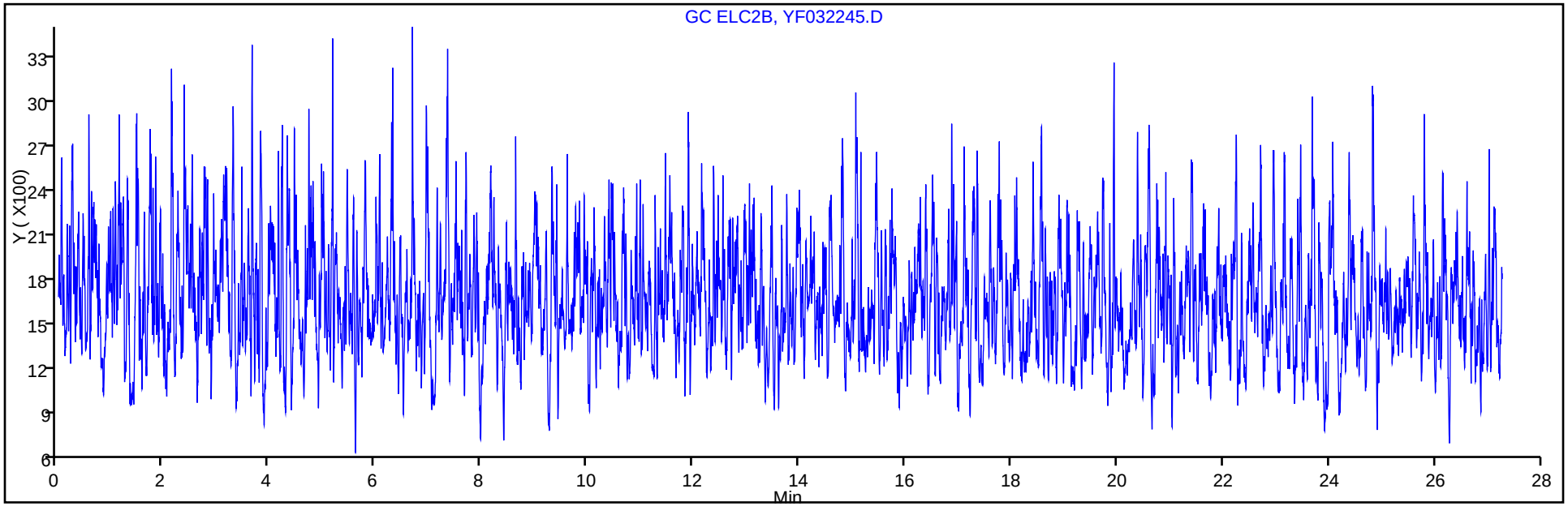

Y Scaling:

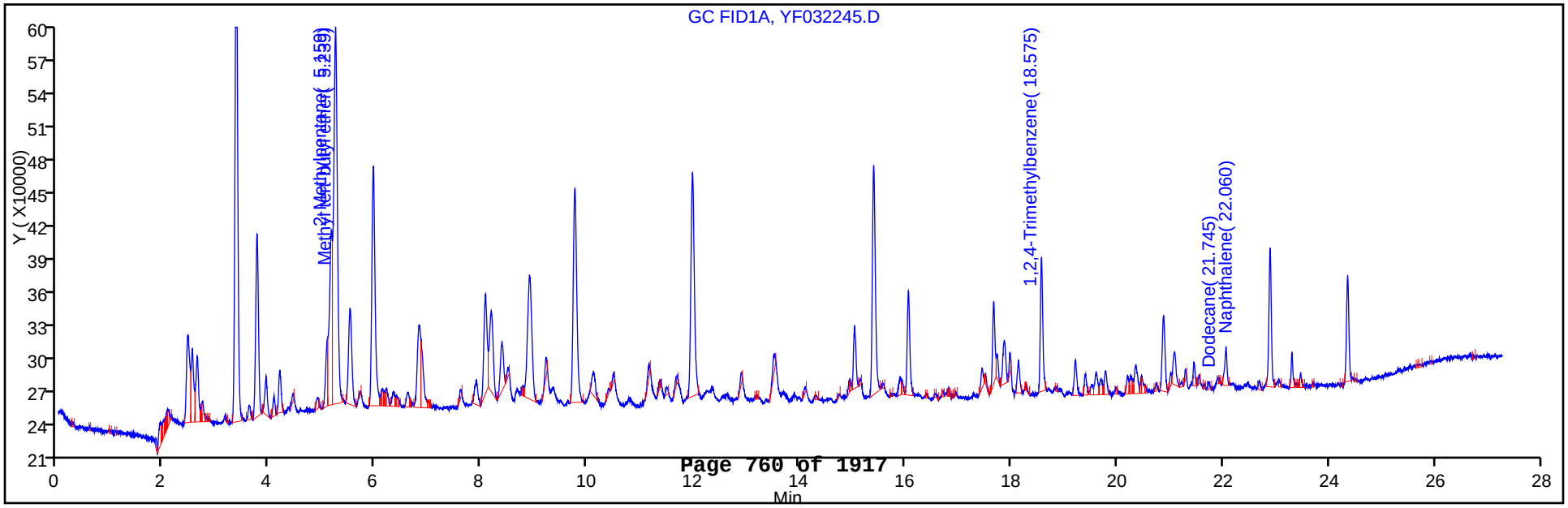

FORM I
GC VOA ORGANICS ANALYSIS DATA SHEET

Lab Name: TestAmerica Canton
Job No.: 240-21987-1
SDG No.:
Client Sample ID: 079-0007-0001-SOURCEWATER
Lab Sample ID: 240-21987-1 MS
Matrix: Water
Lab File ID: YF032241.D
Analysis Method: 8015B_GRO/DOD
Date Collected: 03/14/2013 12:00
Sample wt/vol: 5(mL)
Date Analyzed: 03/23/2013 10:03
Soil Aliquot Vol:
Dilution Factor: 1
Soil Extract Vol.:
GC Column: ID:
% Moisture:
Level: (low/med) Low
Analysis Batch No.: 79100
Units: ug/L

CAS NO.	COMPOUND NAME	RESULT	Q	LOQ	LOD	DL
STL00061	C6-C12	767		100	50	25

CAS NO.	SURROGATE	%REC	Q	LIMITS
98-08-8	Trifluorotoluene (Surr)	78		10-150

TestAmerica Canton
Target Compound Quantitation Report

Data File:	\\Ncchrom\ChromData\YPID\20130322-18168.b\YF032241.D		
Lims ID:	240-21987-B-1 MS	Client ID:	
Inject. Date:	23-Mar-2013 10:03:42	Dil. Factor:	1.0000
Sample Type:	MS		
Sample ID:	240-0018168-041		
Misc. Info.:			
Operator:	1765	Instrument ID:	YPID
Purge Vol:	5.000 mL	ALS Bottle#:	1
Lims Batch ID:	79100	Lims Sample ID:	41
Detector 1 :	GC ELC2B		
Detector 2 :	GC FID1A		
Method:	\\Ncchrom\ChromData\YPID\20130322-18168.b\Y80158021.m		
Last Update:	23-Mar-2013 16:35:41	Calib Date:	18-Jan-2013 18:43:52
Quant Method:	External Standard	Quant By:	Initial Calibration
Last ICal File:	\\Ncchrom\ChromData\YPID\20130118-16706.b\YF011809.D		
Limit Group:	GCV 8015C GRO ICAL		
Integrator:	Falcon		
Column Type:		Column Dia:	
Process Host:	XAWRK010		

Compound	Det	RT	EXP RT	DLT RT	Response	On-Col Amt ug/l	Flags
6 2-Methylpentane	2	5.166	5.165	0.001	4901185	0	
12 Methyl tert-butyl ether	2	5.241	5.240	0.001	4909580	38.4	
$ 16 Trifluorotoluene (Surr)	2	9.761	9.765	-0.004	1043554	7.82	
A 5 C6-C10	2	11.872	5.007 - 18.736		109385612	762.1	
A 1 C6-C12	2	13.517	5.007 - 22.028		124989101	767.4	
A 11 GRO	2	13.717	5.018 - 22.415		127270131	0	
7 1,2,4-Trimethylbenzene	2	18.571	18.571	0.0	4369426	18.9	
14 Dodecane	2	21.741	21.739	0.002	64644	0	
9 Naphthalene	2	22.056	22.062	-0.006	532306	4.66	

Report Date: 23-Mar-2013 16:35:53 Chrom Revision: 2.0 01-Feb-2013 10:03:10

TestAmerica Canton

Data File: \\Ncchrom\ChromData\YPID\20130322-18168.b\YF032241.D

Injection Date:	23-Mar-2013 10:03:42	Limit Group:	GCV 8015C GRO ICAL
Client ID:		Instrument ID:	YPID
Lims Batch ID:	79100	Lims Sample ID:	41
Operator ID:	1765	Purge Vol:	5.000 mL
Column Type:		Column Dia:	

Y Scaling:

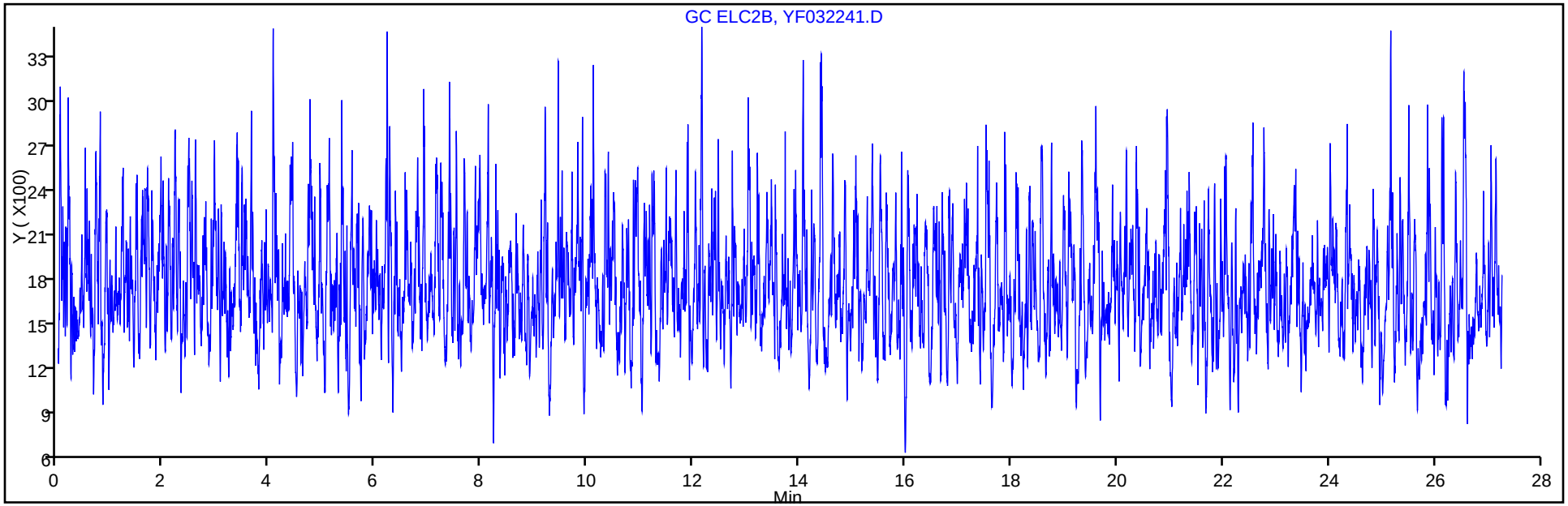

Y Scaling:

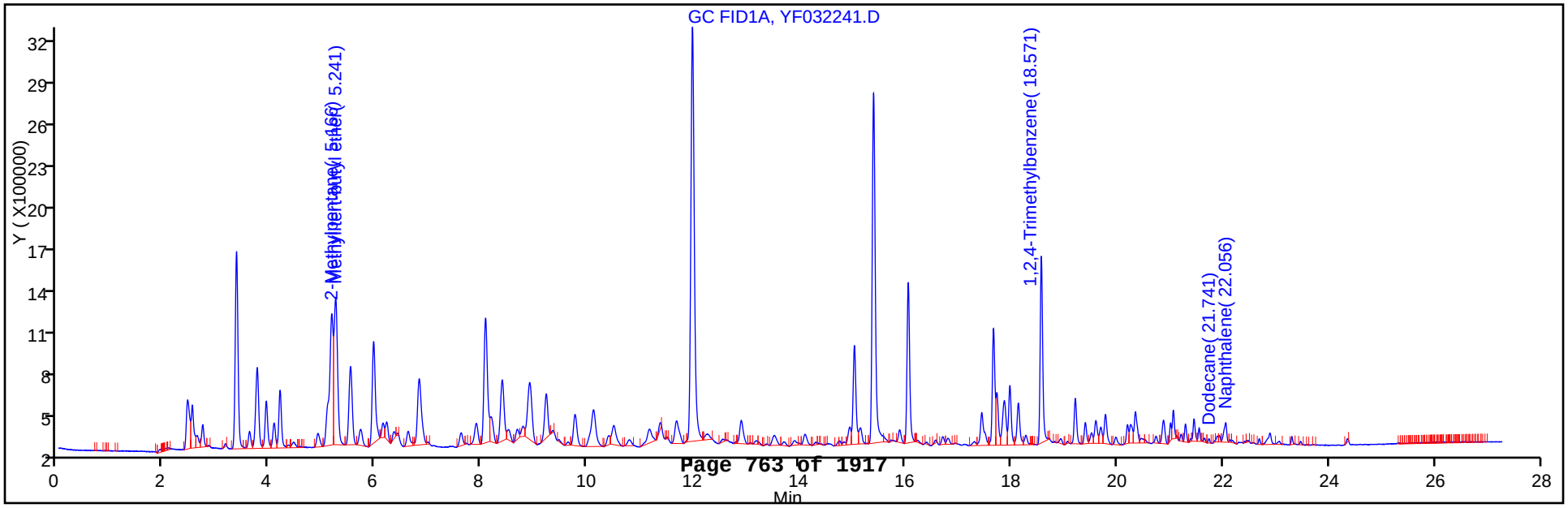

FORM I
GC VOA ORGANICS ANALYSIS DATA SHEET

Lab Name: TestAmerica Canton
Job No.: 240-21987-1
SDG No.:
Client Sample ID: 079-0007-0001-SOURCEWATER
Lab Sample ID: 240-21987-1 MSD
Matrix: Water
Lab File ID: YF032242.D
Analysis Method: 8015B_GRO/DOD
Date Collected: 03/14/2013 12:00
Sample wt/vol: 5(mL)
Date Analyzed: 03/23/2013 10:40
Soil Aliquot Vol:
Dilution Factor: 1
Soil Extract Vol.:
GC Column: ID:
% Moisture:
Level: (low/med) Low
Analysis Batch No.: 79100
Units: ug/L

CAS NO.	COMPOUND NAME	RESULT	Q	LOQ	LOD	DL
STL00061	C6-C12	751		100	50	25

CAS NO.	SURROGATE	%REC	Q	LIMITS
98-08-8	Trifluorotoluene (Surr)	81		10-150

TestAmerica Canton
Target Compound Quantitation Report

Data File:	\\Ncchrom\ChromData\YPID\20130322-18168.b\YF032242.D		
Lims ID:	240-21987-B-1 MSD	Client ID:	
Inject. Date:	23-Mar-2013 10:40:07	Dil. Factor:	1.0000
Sample Type:	MSD		
Sample ID:	240-0018168-042		
Misc. Info.:			
Operator:	1765	Instrument ID:	YPID
Purge Vol:	5.000 mL	ALS Bottle#:	1
Lims Batch ID:	79100	Lims Sample ID:	42
Detector 1 :	GC ELC2B		
Detector 2 :	GC FID1A		
Method:	\\Ncchrom\ChromData\YPID\20130322-18168.b\Y80158021.m		
Last Update:	23-Mar-2013 16:35:41	Calib Date:	18-Jan-2013 18:43:52
Quant Method:	External Standard	Quant By:	Initial Calibration
Last ICal File:	\\Ncchrom\ChromData\YPID\20130118-16706.b\YF011809.D		
Limit Group:	GCV 8015C GRO ICAL		
Integrator:	Falcon		
Column Type:		Column Dia:	
Process Host:	XAWRK010		

Compound	Det	RT	EXP RT	DLT RT	Response	On-Col Amt ug/l	Flags
6 2-Methylpentane	2	5.164	5.165	-0.001	4847485	0	
12 Methyl tert-butyl ether	2	5.238	5.240	-0.002	5101413	39.9	
$ 16 Trifluorotoluene (Surr)	2	9.761	9.765	-0.004	1076804	8.07	
A 5 C6-C10	2	11.872	5.007 -	18.736	107259605	747.3	
A 1 C6-C12	2	13.517	5.007 -	22.028	122283902	750.8	
A 11 GRO	2	13.717	5.018 -	22.415	124666700	0	
7 1,2,4-Trimethylbenzene	2	18.572	18.571	0.001	4357693	18.9	
14 Dodecane	2	21.735	21.739	-0.004	51259	0	
9 Naphthalene	2	22.056	22.062	-0.006	624792	5.47	

Report Date: 23-Mar-2013 16:35:54 Chrom Revision: 2.0 01-Feb-2013 10:03:10

TestAmerica Canton

Data File:	\\Ncchrom\ChromData\YPID\20130322-18168.b\YF032242.D		
Injection Date:	23-Mar-2013 10:40:07	Limit Group:	GCV 8015C GRO ICAL
Client ID:		Instrument ID:	YPID
Lims Batch ID:	79100	Lims Sample ID:	42
Operator ID:	1765	Purge Vol:	5.000 mL
Column Type:		Column Dia:	

Y Scaling:

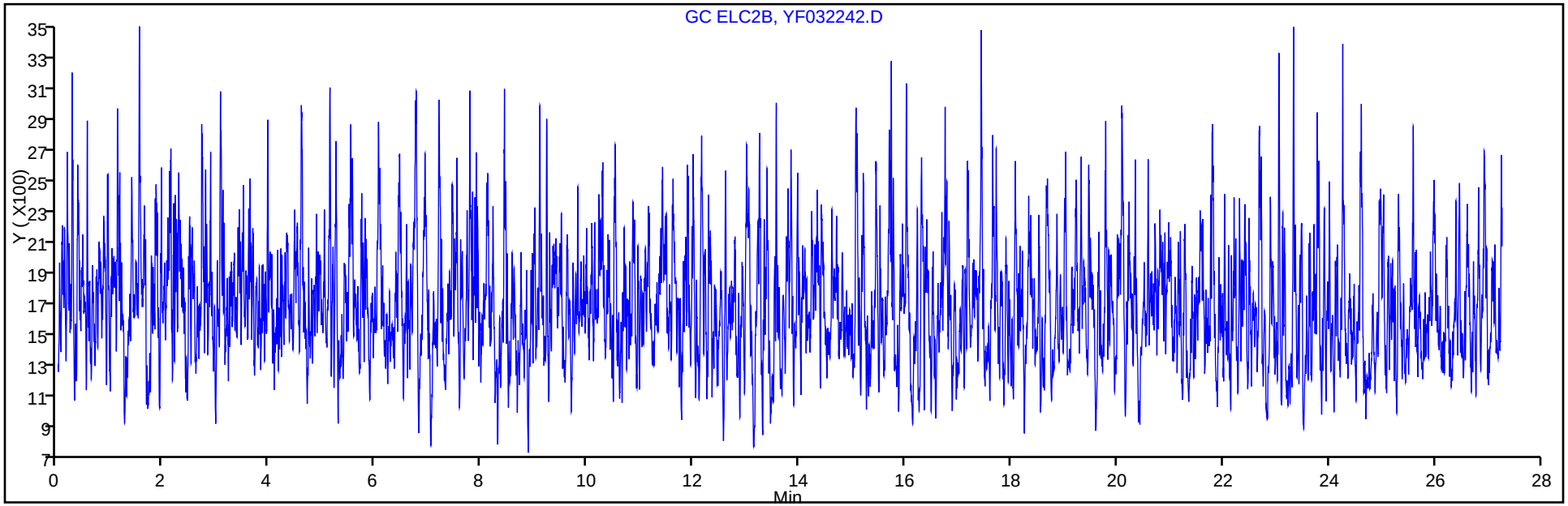

Y Scaling:

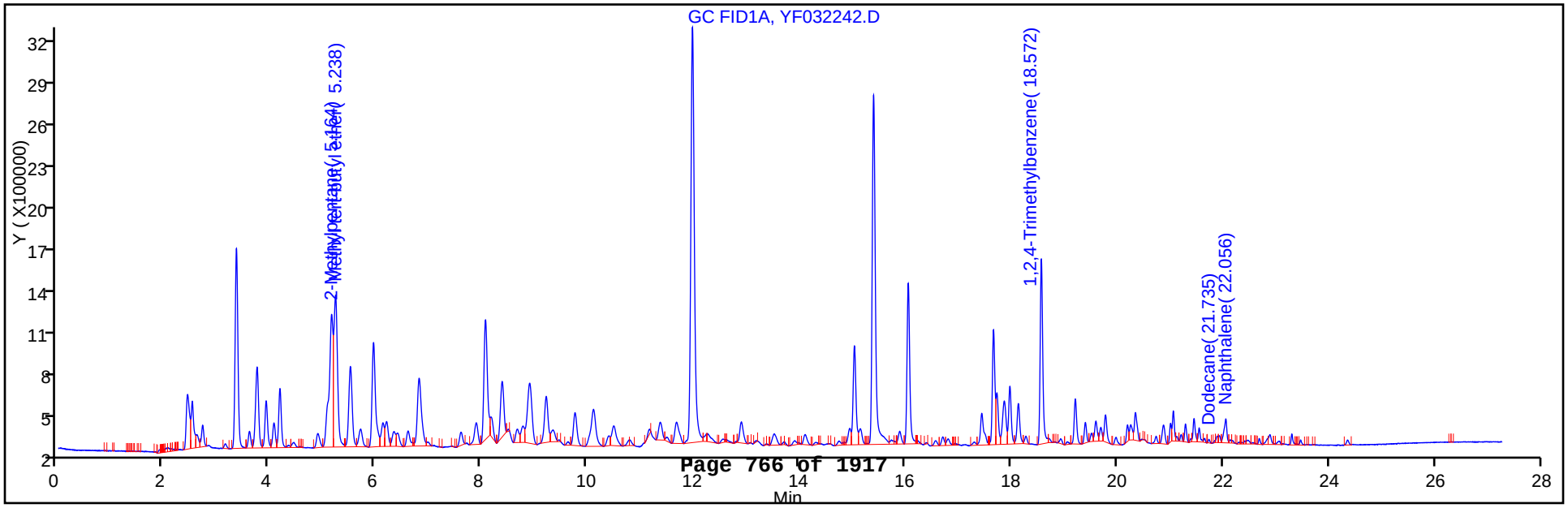

GC VOA ANALYSIS RUN LOG

Lab Name: TestAmerica Canton Job No.: 240-21987-1

SDG No.:

Instrument ID: YPID Start Date: 12/28/2012 11:01

Analysis Batch Number: 70393 End Date: 12/28/2012 21:07

LAB SAMPLE ID	CLIENT SAMPLE ID	DATE ANALYZED	DILUTION FACTOR	LAB FILE ID	COLUMN ID
ZZZZZ		12/28/2012 11:01	1		RTX-VRX 0.45(mm)
STD1 240-70393/5 IC		12/28/2012 11:38	1	YF122805.D	RTX-VRX 0.45(mm)
STD2 240-70393/6 IC		12/28/2012 12:16	1	YF122806.D	RTX-VRX 0.45(mm)
STD3 240-70393/7 IC		12/28/2012 12:54	1	YF122807.D	RTX-VRX 0.45(mm)
STD4 240-70393/8 ICRT		12/28/2012 13:32	1	YF122808.D	RTX-VRX 0.45(mm)
STD5 240-70393/9 IC		12/28/2012 14:10	1	YF122809.D	RTX-VRX 0.45(mm)
STD6 240-70393/10 IC		12/28/2012 14:47	1	YF122810.D	RTX-VRX 0.45(mm)
ICV 240-70393/11		12/28/2012 15:24	1	YF122811.D	RTX-VRX 0.45(mm)
ZZZZZ		12/28/2012 16:40	1		RTX-VRX 0.45(mm)
ZZZZZ		12/28/2012 17:18	1		RTX-VRX 0.45(mm)
ZZZZZ		12/28/2012 17:56	1		RTX-VRX 0.45(mm)
ZZZZZ		12/28/2012 18:34	1		RTX-VRX 0.45(mm)
CCV 240-70393/20		12/28/2012 21:07	1		RTX-VRX 0.45(mm)

GC VOA ANALYSIS RUN LOG

Lab Name: TestAmerica Canton Job No.: 240-21987-1

SDG No.:

Instrument ID: YPID Start Date: 03/22/2013 10:31

Analysis Batch Number: 79100 End Date: 03/23/2013 12:28

LAB SAMPLE ID	CLIENT SAMPLE ID	DATE ANALYZED	DILUTION FACTOR	LAB FILE ID	COLUMN ID
ZZZZZ		03/22/2013 10:31	1		RTX-VRX 0.45(mm)
CCV 240-79100/5 CCVRT		03/22/2013 11:38	1	YF032205.D	RTX-VRX 0.45(mm)
ZZZZZ		03/22/2013 12:39	1		RTX-VRX 0.45(mm)
ZZZZZ		03/22/2013 13:16	1		RTX-VRX 0.45(mm)
ZZZZZ		03/22/2013 13:52	1		RTX-VRX 0.45(mm)
CCV 240-79100/9		03/22/2013 14:29	1		RTX-VRX 0.45(mm)
ZZZZZ		03/22/2013 15:06	1		RTX-VRX 0.45(mm)
ZZZZZ		03/22/2013 15:43	1		RTX-VRX 0.45(mm)
ZZZZZ		03/22/2013 16:20	1		RTX-VRX 0.45(mm)
ZZZZZ		03/22/2013 16:57	1		RTX-VRX 0.45(mm)
ZZZZZ		03/22/2013 17:34	1		RTX-VRX 0.45(mm)
ZZZZZ		03/22/2013 18:11	1		RTX-VRX 0.45(mm)
ZZZZZ		03/22/2013 18:48	1		RTX-VRX 0.45(mm)
ZZZZZ		03/22/2013 19:25	100		RTX-VRX 0.45(mm)
ZZZZZ		03/22/2013 20:02	10		RTX-VRX 0.45(mm)
ZZZZZ		03/22/2013 20:38	5		RTX-VRX 0.45(mm)
CCV 240-79100/20		03/22/2013 21:15	1		RTX-VRX 0.45(mm)
ZZZZZ		03/22/2013 21:52	5		RTX-VRX 0.45(mm)
ZZZZZ		03/22/2013 22:28	1		RTX-VRX 0.45(mm)
ZZZZZ		03/22/2013 23:05	1		RTX-VRX 0.45(mm)
ZZZZZ		03/22/2013 23:42	2		RTX-VRX 0.45(mm)
ZZZZZ		03/23/2013 00:19	1		RTX-VRX 0.45(mm)
ZZZZZ		03/23/2013 00:55	5		RTX-VRX 0.45(mm)
ZZZZZ		03/23/2013 01:32	1		RTX-VRX 0.45(mm)
ZZZZZ		03/23/2013 02:09	1		RTX-VRX 0.45(mm)
ZZZZZ		03/23/2013 02:46	20		RTX-VRX 0.45(mm)
ZZZZZ		03/23/2013 03:22	1		RTX-VRX 0.45(mm)
CCV 240-79100/31		03/23/2013 03:59	1		RTX-VRX 0.45(mm)
ZZZZZ		03/23/2013 04:35	5		RTX-VRX 0.45(mm)
ZZZZZ		03/23/2013 05:12	10		RTX-VRX 0.45(mm)
CCV 240-79100/36		03/23/2013 07:02	1	YF032236.D	RTX-VRX 0.45(mm)
MRL 240-79100/37		03/23/2013 07:38	1	YF032237.D	RTX-VRX 0.45(mm)
MB 240-79100/38		03/23/2013 08:14	1	YF032238.D	RTX-VRX 0.45(mm)
LCS 240-79100/39		03/23/2013 08:51	1	YF032239.D	RTX-VRX 0.45(mm)
240-21987-1	079-0007-0001-SOURCEWATER	03/23/2013 09:27	1	YF032240.D	RTX-VRX 0.45(mm)
240-21987-1 MS	079-0007-0001-SOURCEWATER MS	03/23/2013 10:03	1	YF032241.D	RTX-VRX 0.45(mm)
240-21987-1 MSD	079-0007-0001-SOURCEWATER MSD	03/23/2013 10:40	1	YF032242.D	RTX-VRX 0.45(mm)
240-21987-3	079-0009-0001-TB TRIP BLANK	03/23/2013 11:16	1	YF032243.D	RTX-VRX 0.45(mm)
CCV 240-79100/44		03/23/2013 11:52	1	YF032244.D	RTX-VRX 0.45(mm)
MRL 240-79100/45		03/23/2013 12:28	1	YF032245.D	RTX-VRX 0.45(mm)

Method 8015B - DRO DOD

Diesel Range Organics (DRO) (GC) by Method 8015B DOD

FORM II
GC SEMI VOA SURROGATE RECOVERY

Lab Name: TestAmerica Canton Job No.: 240-21987-1

SDG No.:

Matrix: Water Level: Low

GC Column (1): ID:

Client Sample ID	Lab Sample ID	C9 #
079-0007-0001-SOUR CEWATER	240-21987-1	52

	QC LIMITS
C9 = n-Nonane	10-110

Column to be used to flag recovery values

FORM II 8015B_DRO/DOD

FORM II
GC SEMI VOA SURROGATE RECOVERY

Lab Name: TestAmerica Canton Job No.: 240-21987-1

SDG No.:

Matrix: Water Level: Low

GC Column (1): ID:

Client Sample ID	Lab Sample ID	C9 #
	MRL 240-78992/4	102
	MRL 240-78992/9	109

	QC LIMITS
C9 = n-Nonane	70-130

Column to be used to flag recovery values

FORM II 8015B_DRO/DOD

FORM III
GC SEMI VOA METHOD REPORTING LIMIT CHECK RECOVERY

Lab Name: TestAmerica Canton Job No.: 240-21987-1

SDG No.:

Matrix: Water Level: Low Lab File ID: P5B21004.D

Lab ID: MRL 240-78992/4 Client ID:

COMPOUND	SPIKE ADDED (ng/uL)	MRL CONCENTRATION (ng/uL)	MRL % REC	QC LIMITS REC	#
Diesel	100	91.4 J	91	70-130	

Column to be used to flag recovery and RPD values

FORM III 8015B_DRO/DOD

FORM III
GC SEMI VOA METHOD REPORTING LIMIT CHECK RECOVERY

Lab Name: TestAmerica Canton Job No.: 240-21987-1

SDG No.:

Matrix: Water Level: Low Lab File ID: P5B21009.D

Lab ID: MRL 240-78992/9 Client ID:

COMPOUND	SPIKE ADDED (ng/uL)	MRL CONCENTRATION (ng/uL)	MRL % REC	QC LIMITS REC	#
Diesel	100	98.8 J	99	70-130	

Column to be used to flag recovery and RPD values

FORM III 8015B_DRO/DOD

FORM VIII
GC SEMI VOA ANALYTICAL SEQUENCE

Lab Name: TestAmerica Canton Job No.: 240-21987-1

SDG No.:

Sample No.: CCV 240-78992/5 Date Analyzed: 03/21/2013 17:16

Instrument ID: A2HP5R GC Column: ID: ()

Lab File ID (Standard): P5B21005.D Heated Purge: (Y/N) N

Calibration ID: 14111

THE ANALYTICAL SEQUENCE OF BLANKS, SAMPLES, STANDARDS, MS/MSDs AND LCSs IS GIVEN BELOW:

				C9		
				RT #		
CONTINUING CALIBRATION SURROGATE				3.71		
UPPER LIMIT				3.81		
LOWER LIMIT				3.61		
LAB SAMPLE ID	CLIENT SAMPLE ID	DATE ANALYZED	LAB FILE ID			
CCV 240-78992/5 CCVRT		03/21/2013 17:16	P5B21005.D	3.71		
240-21987-1	079-0007-0001-SOURCEWATER	03/21/2013 17:45	P5B21006.D	3.71		
CCV 240-78992/8		03/21/2013 18:45	P5B21008.D	3.71		

C9 = n-Nonane

C9 RT Limit = ± 0.1 minutes of surrogate RT

Column used to flag values outside QC limits

FORM VIII 8015B_DRO/DOD

FORM I

GC SEMI VOA ORGANICS ANALYSIS DATA SHEET

Lab Name: TestAmerica Canton | Job No.: 240-21987-1

SDG No.:

Client Sample ID: 079-0007-0001-SOURCEWATER | Lab Sample ID: 240-21987-1

Matrix: Water | Lab File ID: P5B21006.D

Analysis Method: 8015B_DRO/DOD | Date Collected: 03/14/2013 12:00

Extraction Method: 3520C | Date Extracted: 03/18/2013 10:31

Sample wt/vol: 1030(mL) | Date Analyzed: 03/21/2013 17:45

Con. Extract Vol.: 5(mL) | Dilution Factor: 1

Injection Volume: 1(uL) | GC Column: ID:

% Moisture: | GPC Cleanup:(Y/N) N

Analysis Batch No.: 78992 | Units: ug/L

CAS NO.	COMPOUND NAME	RESULT	Q	LOQ	LOD	DL
STL00115	C10-C20	230	U	490	230	230
STL00272	C20-C34	230	U	490	230	230

CAS NO.	SURROGATE	%REC	Q	LIMITS
111-84-2	n-Nonane	52		10-110

TestAmerica Canton
Target Compound Quantitation Report

Data File:	\\Ncchrom\ChromData\A2HP5R\20130321-18143.b\P5B21006.D		
Lims ID:	240-21987-O-1-A	Client ID:	079-0007-0001-SOURCEWATER
Inject. Date:	21-Mar-2013 17:45:54	Dil. Factor:	1.0000
Sample Type:	Client		
Sample ID:	240-0018143-006		
Misc. Info.:			
Operator:	4275	Instrument ID:	A2HP5R
Injection Vol:	1.0 ul	ALS Bottle#:	56
Lims Batch ID:	78992	Lims Sample ID:	6
Detector:	GC FID2B		
Method:	\\Ncchrom\ChromData\A2HP5R\20130321-18143.b\TPH5R.m		
Last Update:	22-Mar-2013 09:42:48	Calib Date:	11-Mar-2013 18:22:16
Quant Method:	External Standard	Quant By:	Initial Calibration
Last ICal File:	\\Ncchrom\ChromData\A2HP5R\20130311-17906.b\P5B11008.D		
Limit Group:	GC 8015C TPH ICAL		
Integrator:	Falcon		
Column Type:		Column Dia:	
Process Host:	XAWRK029		

RT	EXP RT	DLT RT	Response	On-Col Amt ng/ul	Flags
$ 8 n-Nonane					
3.713	3.713	0.000	10377623	51.7	
A 12 C10-C20					
	4.853 - 9.972				
A 15 Diesel					
	4.853 - 13.335				
A 22 C20-C34					
	9.972 - 15.155				

Report Date: 22-Mar-2013 09:42:49 Chrom Revision: 2.0 01-Feb-2013 10:03:10

TestAmerica Canton

Data File:	\\Ncchrom\ChromData\A2HP5R\20130321-18143.b\P5B21006.D		
Injection Date:	21-Mar-2013 17:45:54	Limit Group:	GC 8015C TPH ICAL
Client ID:	079-0007-0001-SOURCEWATER	Instrument ID:	A2HP5R
Lims Batch ID:	78992	Lims Sample ID:	6
Operator ID:	4275	Injection Vol:	1.0 ul
Column Type:		Column Dia:	
Y Scaling:			

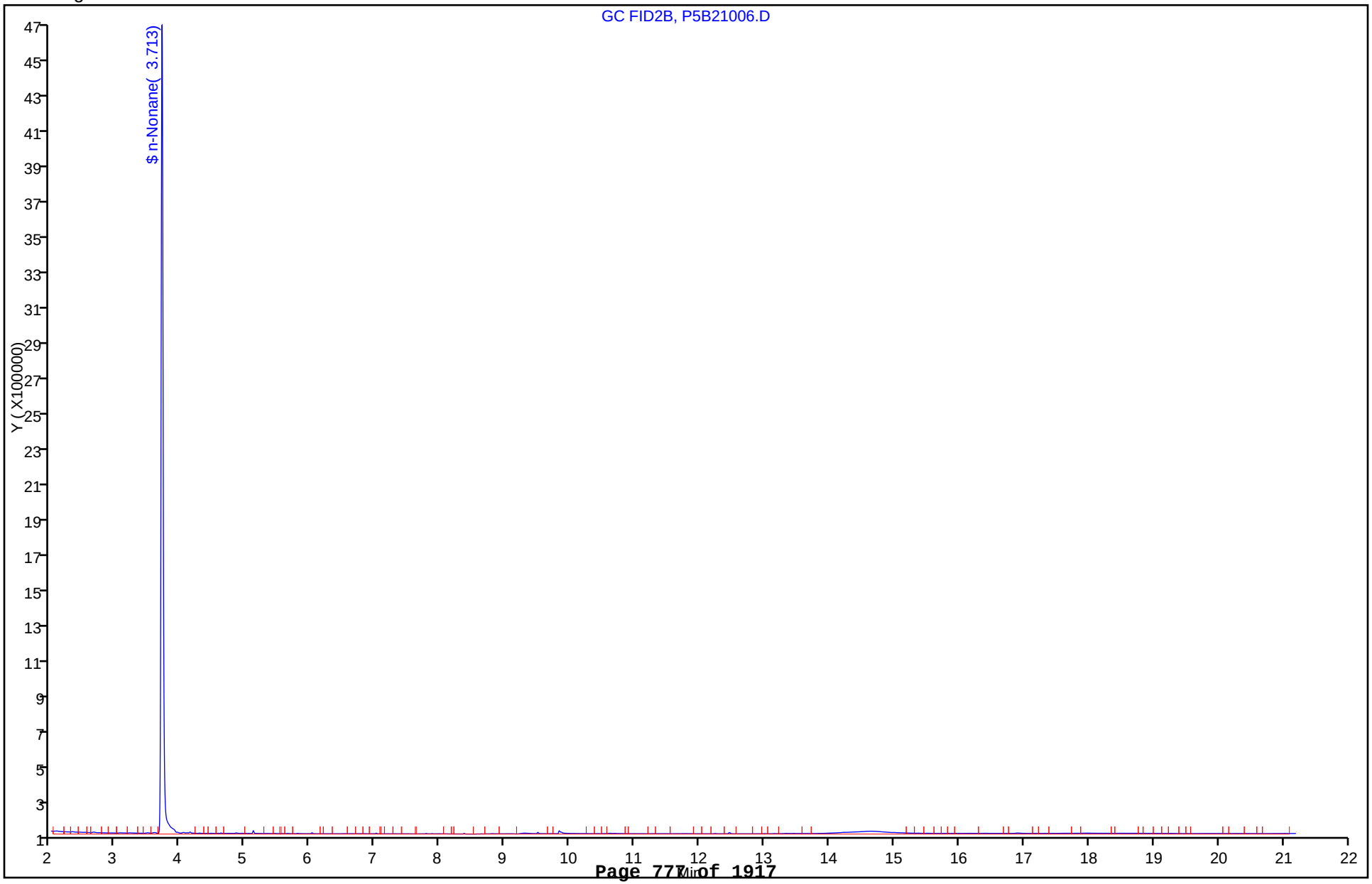

FORM VI
GC SEMI VOA INITIAL CALIBRATION DATA
EXTERNAL STANDARD RETENTION TIME SUMMARY

Lab Name: TestAmerica Canton Job No.: 240-21987-1 Analy Batch No.: 77903

SDG No.:

Instrument ID: A2HP5R GC Column: ID: Heated Purge: (Y/N) N

Calibration Start Date: 03/11/2013 16:19 Calibration End Date: 03/11/2013 18:22 Calibration ID: 14111

Calibration Files:

LEVEL:	LAB SAMPLE ID:	LAB FILE ID:
Level 1	STD1 240-77903/4	P5B11004.D
Level 2	STD2 240-77903/5	P5B11005.D
Level 3	STD3 240-77903/6	P5B11006.D
Level 4	STD4 240-77903/7	P5B11007.D
Level 5	STD5 240-77903/8	P5B11008.D

ANALYTE	LVL 1	LVL 2	LVL 3	LVL 4	LVL 5						RT WINDOW	AVG RT
Diesel Range Organics [C10 - C28]	9.097	9.097	9.097	9.097	9.097						4.858 - 13.335	9.097
n-Nonane	3.719	3.725	3.725	3.727	3.728						3.649 - 3.789	3.725

FORM VI
GC SEMI VOA INITIAL CALIBRATION DATA
EXTERNAL STANDARD CURVE EVALUATION

Lab Name: TestAmerica Canton Job No.: 240-21987-1 Analy Batch No.: 77903

SDG No.:

Instrument ID: A2HP5R GC Column: ID: Heated Purge: (Y/N) N

Calibration Start Date: 03/11/2013 16:19 Calibration End Date: 03/11/2013 18:22 Calibration ID: 14111

Calibration Files:

LEVEL:	LAB SAMPLE ID:	LAB FILE ID:
Level 1	STD1 240-77903/4	P5B11004.D
Level 2	STD2 240-77903/5	P5B11005.D
Level 3	STD3 240-77903/6	P5B11006.D
Level 4	STD4 240-77903/7	P5B11007.D
Level 5	STD5 240-77903/8	P5B11008.D

ANALYTE	CF				CURVE TYPE	COEFFICIENT			#	MIN CF	%RSD	#	MAX %RSD	R^2 OR COD	#	MIN R^2 OR COD
	LVL 1 LVL 5	LVL 2	LVL 3	LVL 4		B	M1	M2								
Diesel Range Organics [C10 - C28]	154517 193069	189436	191622	190865	Ave		183901.941				9.0		20.0			
n-Nonane	171256 208715	206452	209883	206826	Ave		200626.379				8.2		20.0			

Note: The m1 coefficient is the same as Ave CF for an Ave curve type.

FORM VI
GC SEMI VOA INITIAL CALIBRATION DATA
EXTERNAL STANDARD RESPONSE AND CONCENTRATION

Lab Name: TestAmerica Canton Job No.: 240-21987-1 Analy Batch No.: 77903

SDG No.:

Instrument ID: A2HP5R GC Column: ID: Heated Purge: (Y/N) N

Calibration Start Date: 03/11/2013 16:19 Calibration End Date: 03/11/2013 18:22 Calibration ID: 14111

Calibration Files:

LEVEL:	LAB SAMPLE ID:	LAB FILE ID:
Level 1	STD1 240-77903/4	P5B11004.D
Level 2	STD2 240-77903/5	P5B11005.D
Level 3	STD3 240-77903/6	P5B11006.D
Level 4	STD4 240-77903/7	P5B11007.D
Level 5	STD5 240-77903/8	P5B11008.D

ANALYTE	CURVE TYPE	RESPONSE					CONCENTRATION (NG/UL)				
		LVL 1	LVL 2	LVL 3	LVL 4	LVL 5	LVL 1	LVL 2	LVL 3	LVL 4	LVL 5
Diesel Range Organics [C10 - C28]	Ave	15451723	37887160	95811018	190865171	386138932	100	200	500	1000	2000
n-Nonane	Ave	1712562	4129035	10494139	20682585	41743063	10.0	20.0	50.0	100	200

Curve Type Legend:

Ave = Average

TestAmerica Canton
Target Compound Quantitation Report

Data File:	\\Ncchrom\ChromData\A2HP5R\20130311-17906.b\P5B11004.D		
Lims ID:	STD1 DIESEL	Client ID:	
Inject. Date:	11-Mar-2013 16:19:09	Dil. Factor:	1.0000
Sample Type:	IC	Calib Level:	1
Sample ID:	240-0017906-004		
Misc. Info.:			
Operator:	4275	Instrument ID:	A2HP5R
Injection Vol:	1.0 ul	ALS Bottle#:	54
Lims Batch ID:	77903	Lims Sample ID:	4
Sublist:	chrom-TPH5R*sub1		
Detector:	GC FID2B		

Method:	\\Ncchrom\ChromData\A2HP5R\20130311-17906.b\TPH5R.m		
Last Update:	12-Mar-2013 10:27:08	Calib Date:	11-Mar-2013 18:22:16
Quant Method:	External Standard	Quant By:	Initial Calibration
Last ICal File:	\\Ncchrom\ChromData\A2HP5R\20130311-17906.b\P5B11008.D		
Limit Group:	GC 8015C TPH ICAL		
Integrator:	Falcon		
Column Type:		Column Dia:	
Process Host:	XAWRK035		

RT	EXP RT	DLT RT	Response	On-Col Amt ng/ul	Flags
$ 8 n-Nonane					
3.719	3.719	0.000	1712562	8.54	
A 15 Diesel					
9.097	4.858 - 13.335		15451723	84.0	

Report Date: 12-Mar-2013 10:27:08 Chrom Revision: 2.0 01-Feb-2013 10:03:10

TestAmerica Canton

Data File:	\\Ncchrom\ChromData\A2HP5R\20130311-17906.b\P5B11004.D		
Injection Date:	11-Mar-2013 16:19:09	Limit Group:	GC 8015C TPH ICAL
Client ID:		Instrument ID:	A2HP5R
Lims Batch ID:	77903	Lims Sample ID:	4
Operator ID:	4275	Injection Vol:	1.0 ul
Column Type:		Column Dia:	
Y Scaling:			

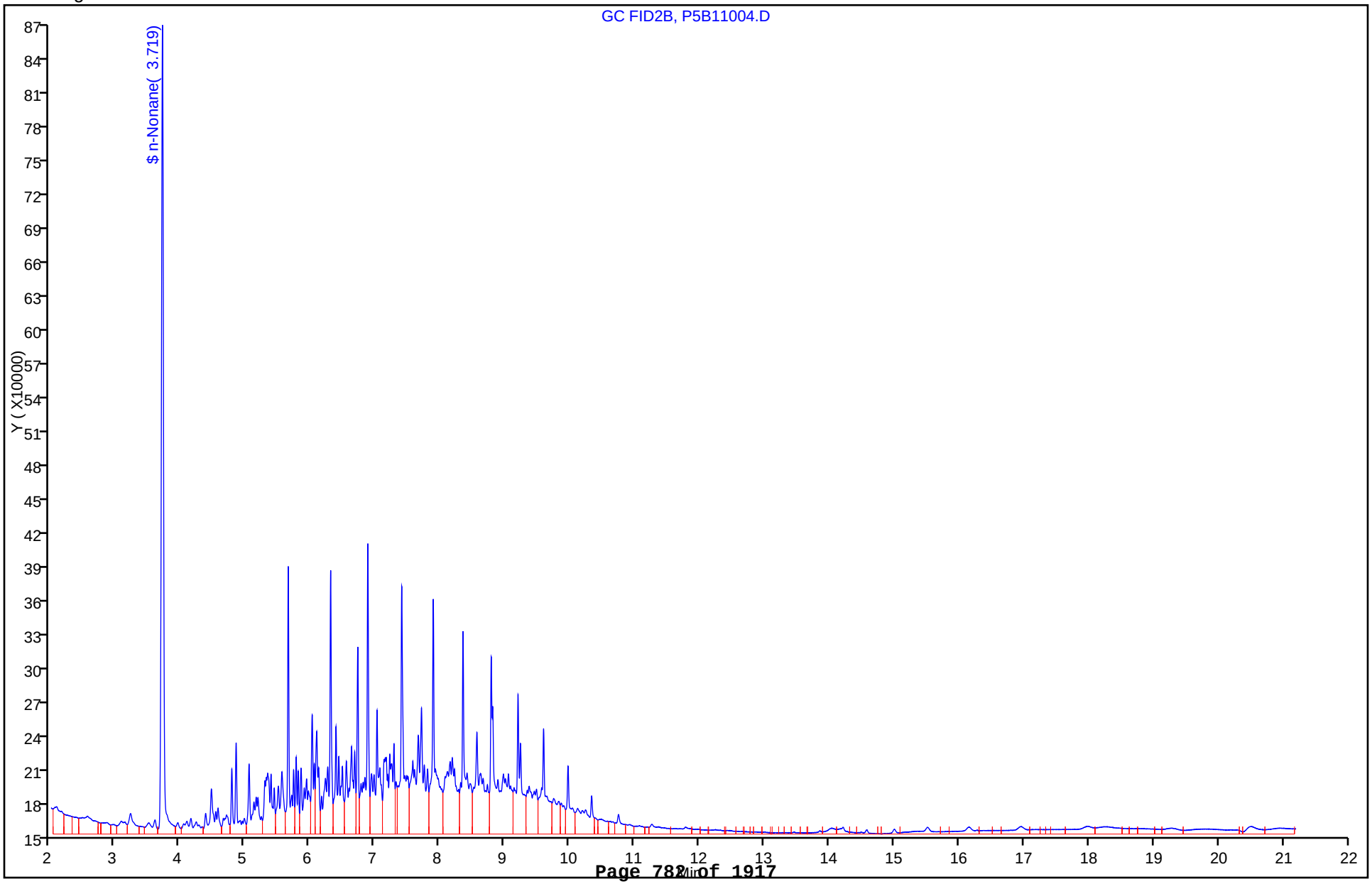

TestAmerica Canton
Target Compound Quantitation Report

Data File:	\\Ncchrom\ChromData\A2HP5R\20130311-17906.b\P5B11005.D		
Lims ID:	STD2 DIESEL	Client ID:	
Inject. Date:	11-Mar-2013 16:50:00	Dil. Factor:	1.0000
Sample Type:	IC	Calib Level:	2
Sample ID:	240-0017906-005		
Misc. Info.:			
Operator:	4275	Instrument ID:	A2HP5R
Injection Vol:	1.0 ul	ALS Bottle#:	55
Lims Batch ID:	77903	Lims Sample ID:	5
Sublist:	chrom-TPH5R*sub1		
Detector:	GC FID2B		

Method:	\\Ncchrom\ChromData\A2HP5R\20130311-17906.b\TPH5R.m		
Last Update:	12-Mar-2013 10:27:09	Calib Date:	11-Mar-2013 18:22:16
Quant Method:	External Standard	Quant By:	Initial Calibration
Last ICal File:	\\Ncchrom\ChromData\A2HP5R\20130311-17906.b\P5B11008.D		
Limit Group:	GC 8015C TPH ICAL		
Integrator:	Falcon		
Column Type:		Column Dia:	
Process Host:	XAWRK035		

RT	EXP RT	DLT RT	Response	On-Col Amt ng/ul	Flags
$ 8 n-Nonane					
3.725	3.719	0.006	4129035	20.6	
A 15 Diesel					
9.097	4.858 - 13.335		37887160	206.0	

Report Date: 12-Mar-2013 10:27:09 Chrom Revision: 2.0 01-Feb-2013 10:03:10

TestAmerica Canton

Data File:	\\Ncchrom\ChromData\A2HP5R\20130311-17906.b\P5B11005.D		
Injection Date:	11-Mar-2013 16:50:00	Limit Group:	GC 8015C TPH ICAL
Client ID:		Instrument ID:	A2HP5R
Lims Batch ID:	77903	Lims Sample ID:	5
Operator ID:	4275	Injection Vol:	1.0 ul
Column Type:		Column Dia:	
Y Scaling:			

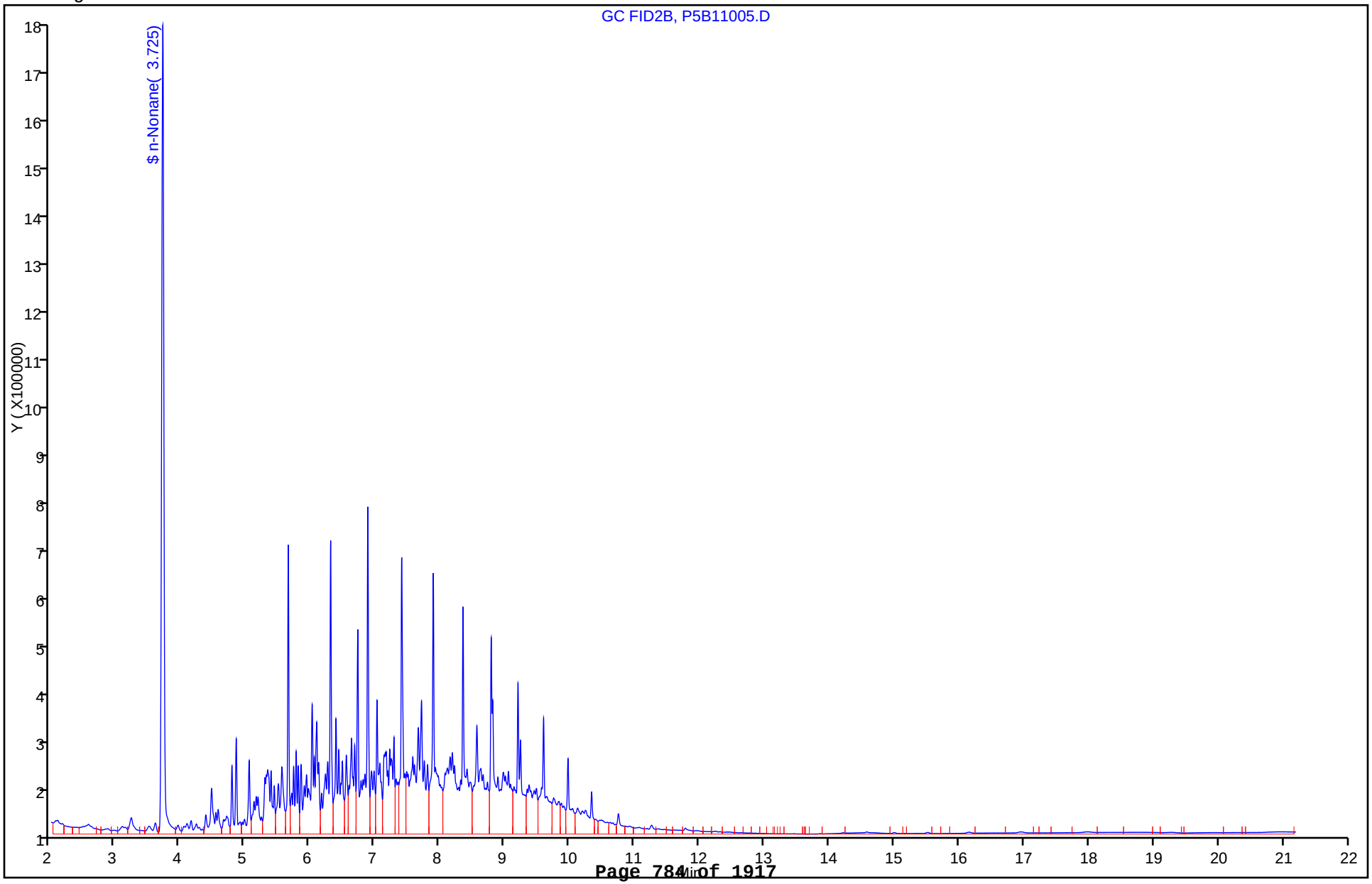

TestAmerica Canton
Target Compound Quantitation Report

Data File:	\\Ncchrom\ChromData\A2HP5R\20130311-17906.b\P5B11006.D		
Lims ID:	STD3 DIESEL	Client ID:	
Inject. Date:	11-Mar-2013 17:20:43	Dil. Factor:	1.0000
Sample Type:	IC	Calib Level:	3
Sample ID:	240-0017906-006		
Misc. Info.:			
Operator:	4275	Instrument ID:	A2HP5R
Injection Vol:	1.0 ul	ALS Bottle#:	56
Lims Batch ID:	77903	Lims Sample ID:	6
Sublist:	chrom-TPH5R*sub1		
Detector:	GC FID2B		
Method:	\\Ncchrom\ChromData\A2HP5R\20130311-17906.b\TPH5R.m		
Last Update:	12-Mar-2013 10:27:10	Calib Date:	11-Mar-2013 18:22:16
Quant Method:	External Standard	Quant By:	Initial Calibration
Last ICal File:	\\Ncchrom\ChromData\A2HP5R\20130311-17906.b\P5B11008.D		
Limit Group:	GC 8015C TPH ICAL		
Integrator:	Falcon		
Column Type:		Column Dia:	
Process Host:	XAWRK035		

RT	EXP RT	DLT RT	Response	On-Col Amt ng/ul	Flags
$ 8 n-Nonane					
3.725	3.719	0.006	10494139	52.3	
A 15 Diesel					
9.097	4.858 - 13.335		95811018	521.0	

Report Date: 12-Mar-2013 10:27:10 Chrom Revision: 2.0 01-Feb-2013 10:03:10

TestAmerica Canton

Data File:	\\Ncchrom\ChromData\A2HP5R\20130311-17906.b\P5B11006.D		
Injection Date:	11-Mar-2013 17:20:43	Limit Group:	GC 8015C TPH ICAL
Client ID:		Instrument ID:	A2HP5R
Lims Batch ID:	77903	Lims Sample ID:	6
Operator ID:	4275	Injection Vol:	1.0 ul
Column Type:		Column Dia:	
Y Scaling:			

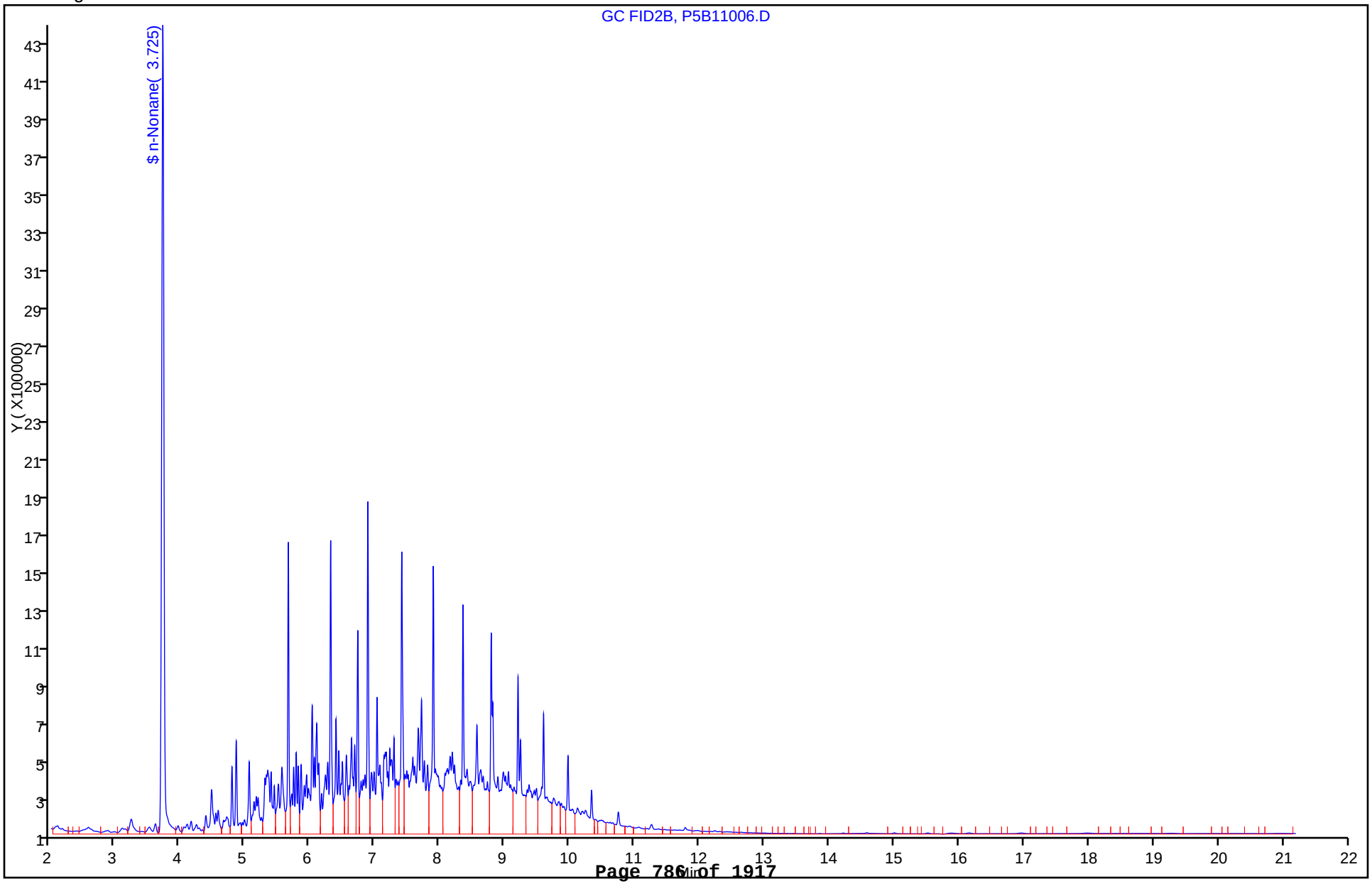

TestAmerica Canton
Target Compound Quantitation Report

Data File:	\\Ncchrom\ChromData\A2HP5R\20130311-17906.b\P5B11007.D		
Lims ID:	STD4 DIESEL	Client ID:	
Inject. Date:	11-Mar-2013 17:51:32	Dil. Factor:	1.0000
Sample Type:	IC	Calib Level:	4
Sample ID:	240-0017906-007		
Misc. Info.:			
Operator:	4275	Instrument ID:	A2HP5R
Injection Vol:	1.0 ul	ALS Bottle#:	57
Lims Batch ID:	77903	Lims Sample ID:	7
Sublist:	chrom-TPH5R*sub1		
Detector:	GC FID2B		

Method:	\\Ncchrom\ChromData\A2HP5R\20130311-17906.b\TPH5R.m		
Last Update:	12-Mar-2013 10:27:11	Calib Date:	11-Mar-2013 18:22:16
Quant Method:	External Standard	Quant By:	Initial Calibration
Last ICal File:	\\Ncchrom\ChromData\A2HP5R\20130311-17906.b\P5B11008.D		
Limit Group:	GC 8015C TPH ICAL		
Integrator:	Falcon		
Column Type:		Column Dia:	
Process Host:	XAWRK035		

RT	EXP RT	DLT RT	Response	On-Col Amt ng/ul	Flags
$ 8 n-Nonane					
3.727	3.719	0.008	20682585	103.1	
A 15 Diesel					
9.097	4.858 - 13.335		190865171	1037.9	

Report Date: 12-Mar-2013 10:27:11 Chrom Revision: 2.0 01-Feb-2013 10:03:10

TestAmerica Canton

Data File:	\\Ncchrom\ChromData\A2HP5R\20130311-17906.b\P5B11007.D		
Injection Date:	11-Mar-2013 17:51:32	Limit Group:	GC 8015C TPH ICAL
Client ID:		Instrument ID:	A2HP5R
Lims Batch ID:	77903	Lims Sample ID:	7
Operator ID:	4275	Injection Vol:	1.0 ul
Column Type:		Column Dia:	
Y Scaling:			

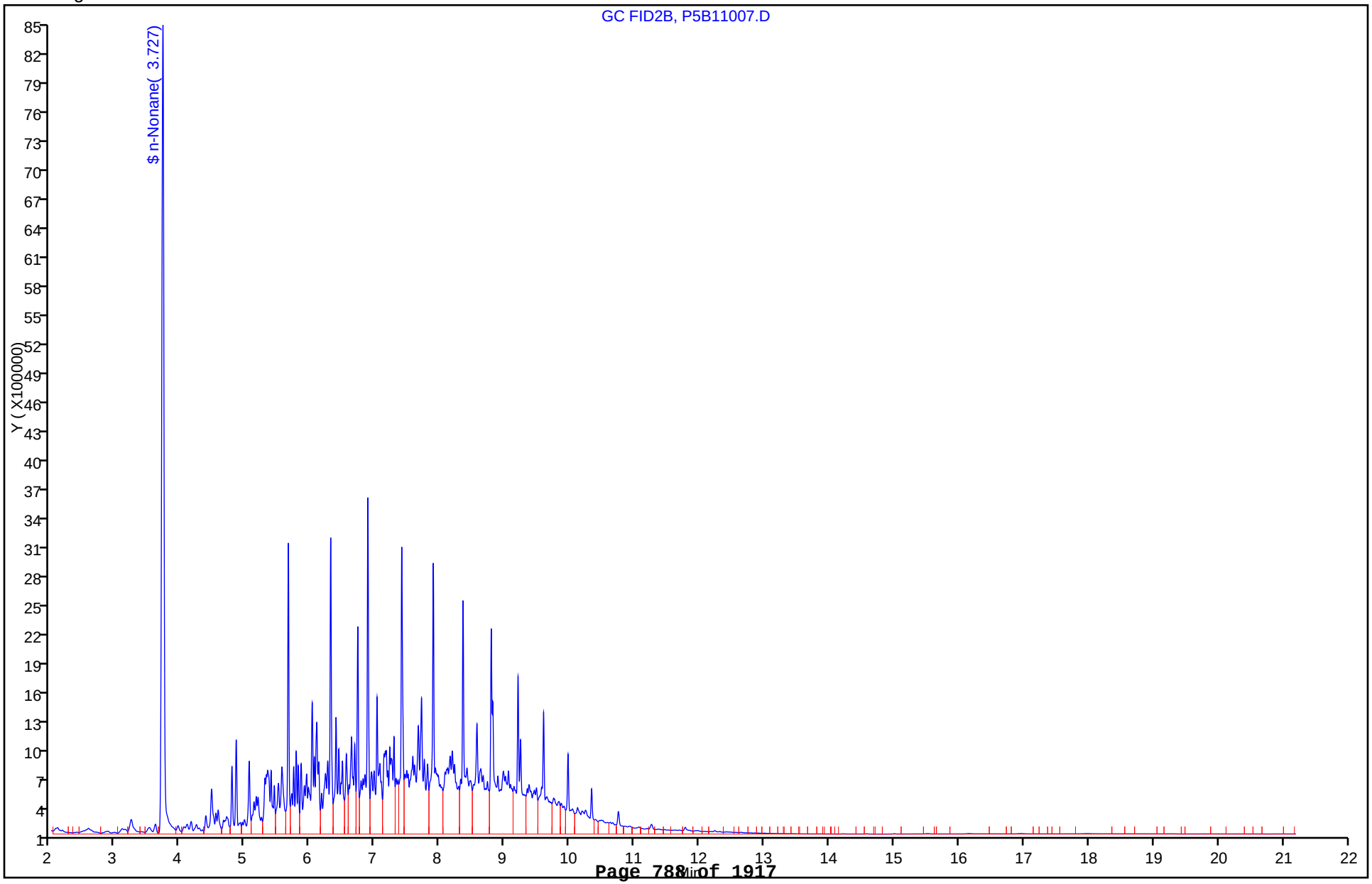

TestAmerica Canton
Target Compound Quantitation Report

Data File:	\\Ncchrom\ChromData\A2HP5R\20130311-17906.b\P5B11008.D		
Lims ID:	STD5 DIESEL	Client ID:	
Inject. Date:	11-Mar-2013 18:22:16	Dil. Factor:	1.0000
Sample Type:	IC	Calib Level:	5
Sample ID:	240-0017906-008		
Misc. Info.:			
Operator:	4275	Instrument ID:	A2HP5R
Injection Vol:	1.0 ul	ALS Bottle#:	58
Lims Batch ID:	77903	Lims Sample ID:	8
Sublist:	chrom-TPH5R*sub1		
Detector:	GC FID2B		

Method:	\\Ncchrom\ChromData\A2HP5R\20130311-17906.b\TPH5R.m		
Last Update:	12-Mar-2013 10:27:12	Calib Date:	11-Mar-2013 18:22:16
Quant Method:	External Standard	Quant By:	Initial Calibration
Last ICal File:	\\Ncchrom\ChromData\A2HP5R\20130311-17906.b\P5B11008.D		
Limit Group:	GC 8015C TPH ICAL		
Integrator:	Falcon		
Column Type:		Column Dia:	
Process Host:	XAWRK035		

RT	EXP RT	DLT RT	Response	On-Col Amt ng/ul	Flags
$ 8 n-Nonane					
3.728	3.719	0.009	41743063	208.1	
A 15 Diesel					
9.097	4.858 - 13.335		386138932	2099.7	

Report Date: 12-Mar-2013 10:27:12 Chrom Revision: 2.0 01-Feb-2013 10:03:10

TestAmerica Canton

Data File:	\\Ncchrom\ChromData\A2HP5R\20130311-17906.b\P5B11008.D		
Injection Date:	11-Mar-2013 18:22:16	Limit Group:	GC 8015C TPH ICAL
Client ID:		Instrument ID:	A2HP5R
Lims Batch ID:	77903	Lims Sample ID:	8
Operator ID:	4275	Injection Vol:	1.0 ul
Column Type:		Column Dia:	
Y Scaling:			

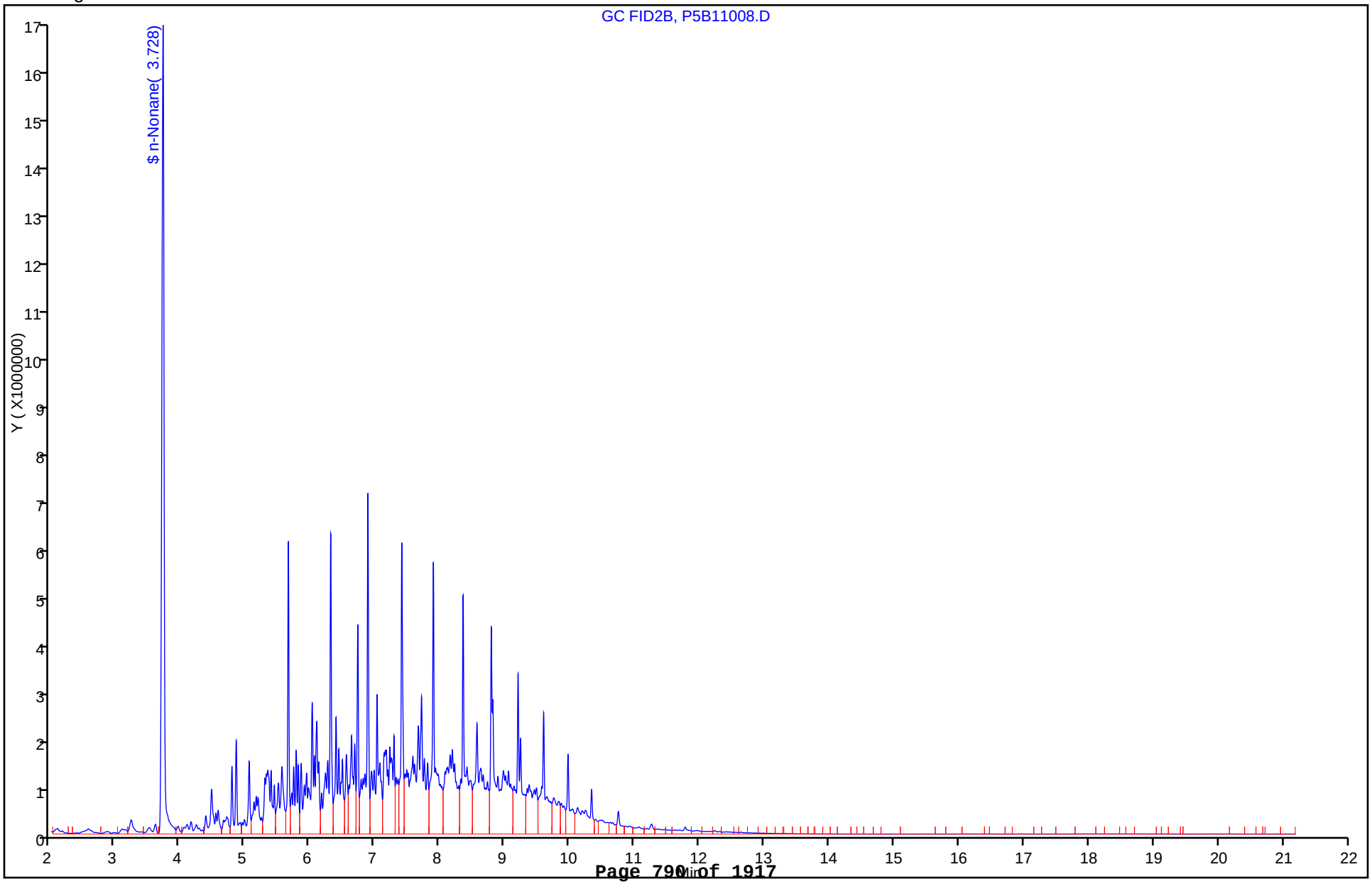

FORM VII
GC SEMI VOA CONTINUING CALIBRATION DATA

Lab Name: TestAmerica Canton Job No.: 240-21987-1

SDG No.:

Lab Sample ID: ICV 240-77903/9 Calibration Date: 03/11/2013 18:53

Instrument ID: A2HP5R Calib Start Date: 03/11/2013 16:19

GC Column: ID: Calib End Date: 03/11/2013 18:22

Lab File ID: P5B11009.D Conc. Units: ng/uL

ANALYTE	CURVE TYPE	AVE CF	CF	MIN CF	CALC AMOUNT	SPIKE AMOUNT	%D	MAX %D
Diesel Range Organics [C10 - C28]	Ave	183902	182742		497	500	-0.6	20.0

FORM VII
GC SEMI VOA CONTINUING CALIBRATION RETENTION TIME SUMMARY

Lab Name: TestAmerica Canton Job No.: 240-21987-1

SDG No.:

Lab Sample ID: ICV 240-77903/9 Calibration Date: 03/11/2013 18:53

Instrument ID: A2HP5R Calib Start Date: 03/11/2013 16:19

GC Column: ID: Calib End Date: 03/11/2013 18:22

Lab File ID: P5B11009.D

Analyte	RT	RT WINDOW	
		FROM	TO
Diesel Range Organics [C10 - C28]	9.10	4.86	13.34

TestAmerica Canton
Target Compound Quantitation Report

Data File:	\\Ncchrom\ChromData\A2HP5R\20130311-17906.b\P5B11009.D		
Lims ID:	ICV DIESEL	Client ID:	
Inject. Date:	11-Mar-2013 18:53:02	Dil. Factor:	1.0000
Sample Type:	ICV		
Sample ID:	240-0017906-009		
Misc. Info.:			
Operator:	4275	Instrument ID:	A2HP5R
Injection Vol:	1.0 ul	ALS Bottle#:	59
Lims Batch ID:	77903	Lims Sample ID:	9
Sublist:			
Detector:	GC FID2B		
Method:	\\Ncchrom\ChromData\A2HP5R\20130311-17906.b\TPH5R.m		
Last Update:	12-Mar-2013 10:27:12	Calib Date:	11-Mar-2013 18:22:16
Quant Method:	External Standard	Quant By:	Initial Calibration
Last ICal File:	\\Ncchrom\ChromData\A2HP5R\20130311-17906.b\P5B11008.D		
Limit Group:	GC 8015C TPH ICAL		
Integrator:	Falcon		
Column Type:		Column Dia:	
Process Host:	XAWRK035		

RT	EXP RT	DLT RT	Response	On-Col Amt ng/ul	Flags
A 15 Diesel					
9.097	4.858	- 13.335	91371208	496.8	

Report Date: 12-Mar-2013 10:27:13 Chrom Revision: 2.0 01-Feb-2013 10:03:10

TestAmerica Canton

Data File:	\\Ncchrom\ChromData\A2HP5R\20130311-17906.b\P5B11009.D		
Injection Date:	11-Mar-2013 18:53:02	Limit Group:	GC 8015C TPH ICAL
Client ID:		Instrument ID:	A2HP5R
Lims Batch ID:	77903	Lims Sample ID:	9
Operator ID:	4275	Injection Vol:	1.0 ul
Column Type:		Column Dia:	
Y Scaling:			

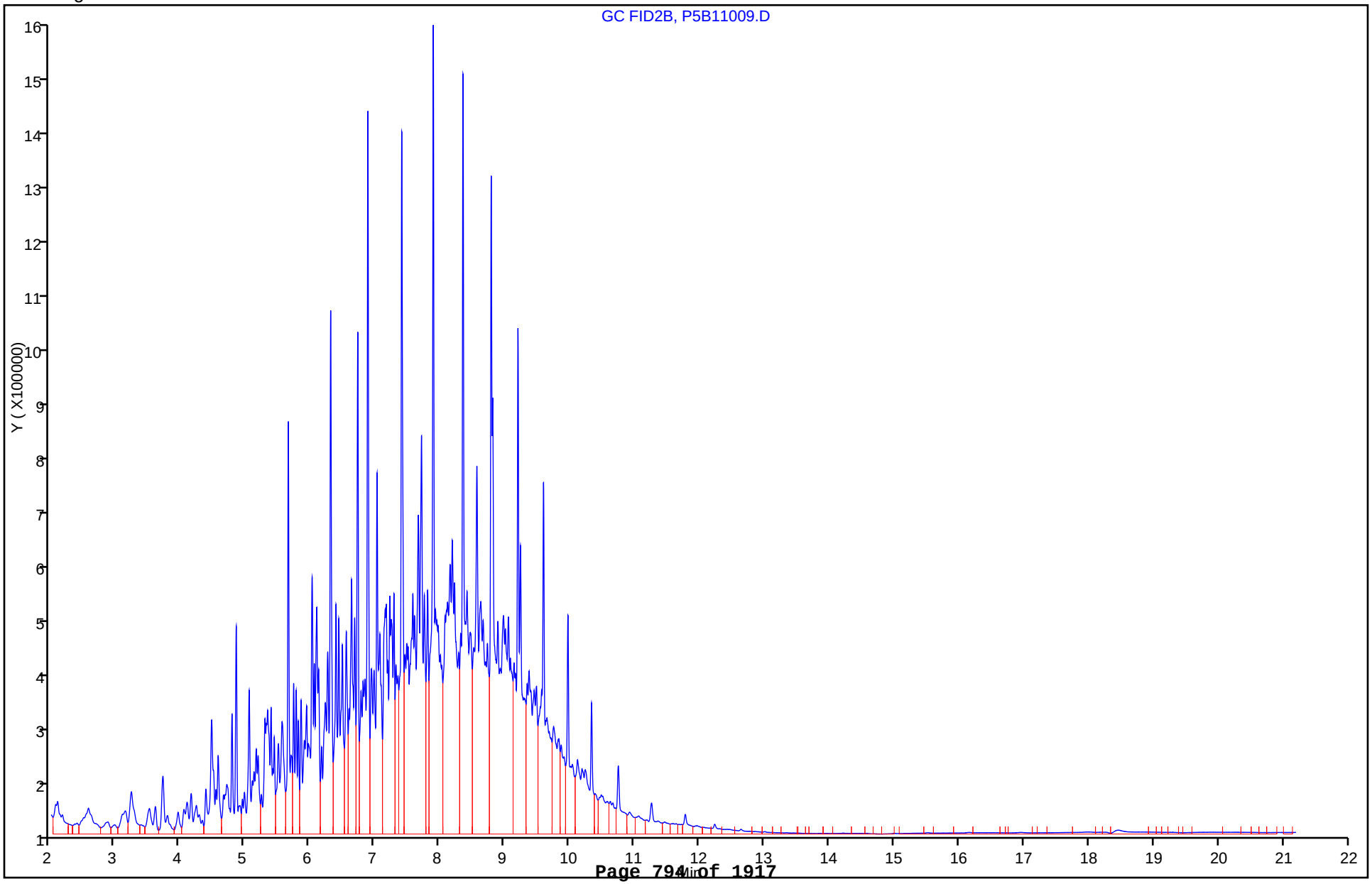

FORM VII
GC SEMI VOA CONTINUING CALIBRATION DATA

Lab Name: TestAmerica Canton Job No.: 240-21987-1

SDG No.:

Lab Sample ID: CCV 240-78992/5 Calibration Date: 03/21/2013 17:16

Instrument ID: A2HP5R Calib Start Date: 03/11/2013 16:19

GC Column: ID: Calib End Date: 03/11/2013 18:22

Lab File ID: P5B21005.D Conc. Units: ng/uL

ANALYTE	CURVE TYPE	AVE CF	CF	MIN CF	CALC AMOUNT	SPIKE AMOUNT	%D	MAX %D
Diesel Range Organics [C10 - C28]	Ave	183902	178119		484	500	-3.1	20.0
n-Nonane	Ave	200626	213062		53.1	50.0	6.2	20.0

FORM VII
GC SEMI VOA CONTINUING CALIBRATION RETENTION TIME SUMMARY

Lab Name: TestAmerica Canton Job No.: 240-21987-1

SDG No.:

Lab Sample ID: CCV 240-78992/5 Calibration Date: 03/21/2013 17:16

Instrument ID: A2HP5R Calib Start Date: 03/11/2013 16:19

GC Column: ID: Calib End Date: 03/11/2013 18:22

Lab File ID: P5B21005.D

Analyte	RT	RT WINDOW	
		FROM	TO
Diesel Range Organics [C10 - C28]	9.09	4.85	13.34
n-Nonane	3.71	3.64	3.78

TestAmerica Canton
Target Compound Quantitation Report

Data File:	\\Ncchrom\ChromData\A2HP5R\20130321-18143.b\P5B21005.D		
Lims ID:	CCV DIESEL	Client ID:	
Inject. Date:	21-Mar-2013 17:16:04	Dil. Factor:	1.0000
Sample Type:	CCVRT		
Sample ID:	240-0018143-005		
Misc. Info.:			
Operator:	4275	Instrument ID:	A2HP5R
Injection Vol:	1.0 ul	ALS Bottle#:	55
Lims Batch ID:	78992	Lims Sample ID:	5
Sublist:	chrom-TPH5R*sub1		
Detector:	GC FID2B		
Method:	\\Ncchrom\ChromData\A2HP5R\20130321-18143.b\TPH5R.m		
Last Update:	22-Mar-2013 09:42:48	Calib Date:	11-Mar-2013 18:22:16
Quant Method:	External Standard	Quant By:	Initial Calibration
Last ICal File:	\\Ncchrom\ChromData\A2HP5R\20130311-17906.b\P5B11008.D		
Limit Group:	GC 8015C TPH ICAL		
Integrator:	Falcon		
Column Type:		Column Dia:	
Process Host:	XAWRK029		

RT	EXP RT	DLT RT	Response	On-Col Amt ng/ul	Flags
$ 8 n-Nonane					
3.713	3.713	0.000	10653085	53.1	
A 15 Diesel					
9.094	4.853 - 13.335		89059536	484.3	

Report Date: 22-Mar-2013 09:42:49 Chrom Revision: 2.0 01-Feb-2013 10:03:10

TestAmerica Canton

Data File:	\\Ncchrom\ChromData\A2HP5R\20130321-18143.b\P5B21005.D		
Injection Date:	21-Mar-2013 17:16:04	Limit Group:	GC 8015C TPH ICAL
Client ID:		Instrument ID:	A2HP5R
Lims Batch ID:	78992	Lims Sample ID:	5
Operator ID:	4275	Injection Vol:	1.0 ul
Column Type:		Column Dia:	
Y Scaling:			

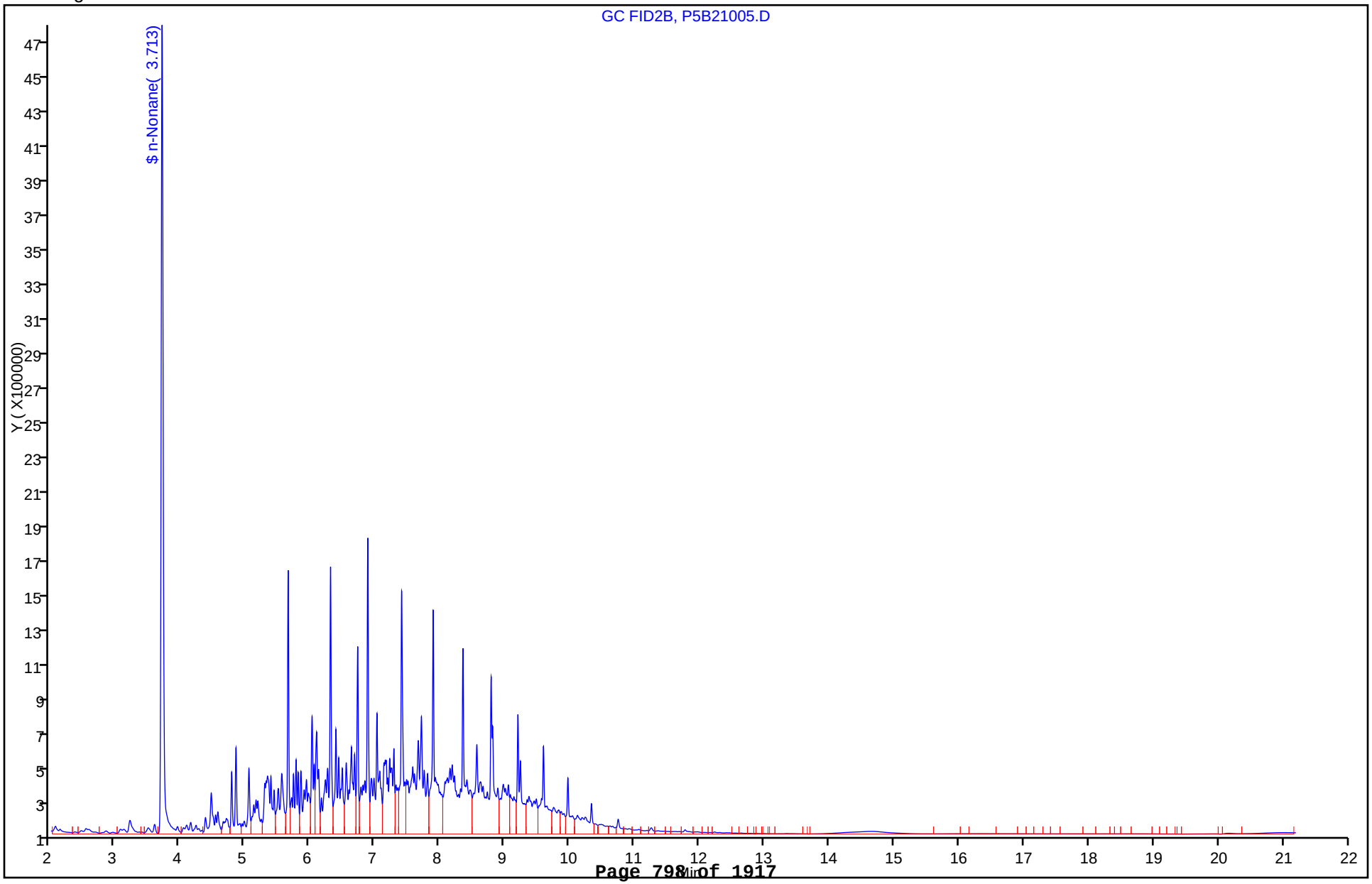

FORM VII
GC SEMI VOA CONTINUING CALIBRATION DATA

Lab Name: TestAmerica Canton Job No.: 240-21987-1

SDG No.:

Lab Sample ID: CCV 240-78992/8 Calibration Date: 03/21/2013 18:45

Instrument ID: A2HP5R Calib Start Date: 03/11/2013 16:19

GC Column: ID: Calib End Date: 03/11/2013 18:22

Lab File ID: P5B21008.D Conc. Units: ng/uL

ANALYTE	CURVE TYPE	AVE CF	CF	MIN CF	CALC AMOUNT	SPIKE AMOUNT	%D	MAX %D
Diesel Range Organics [C10 - C28]	Ave	183902	182416		496	500	-0.8	20.0
n-Nonane	Ave	200626	219067		54.6	50.0	9.2	20.0

FORM VII
GC SEMI VOA CONTINUING CALIBRATION RETENTION TIME SUMMARY

Lab Name: TestAmerica Canton Job No.: 240-21987-1

SDG No.:

Lab Sample ID: CCV 240-78992/8 Calibration Date: 03/21/2013 18:45

Instrument ID: A2HP5R Calib Start Date: 03/11/2013 16:19

GC Column: ID: Calib End Date: 03/11/2013 18:22

Lab File ID: P5B21008.D

Analyte	RT	RT WINDOW	
		FROM	TO
Diesel Range Organics [C10 - C28]	9.09	4.85	13.34
n-Nonane	3.71	3.64	3.78

TestAmerica Canton
Target Compound Quantitation Report

Data File:	\\Ncchrom\ChromData\A2HP5R\20130321-18143.b\P5B21008.D		
Lims ID:	CCV DIESEL	Client ID:	
Inject. Date:	21-Mar-2013 18:45:38	Dil. Factor:	1.0000
Sample Type:	CCV		
Sample ID:	240-0018143-008		
Misc. Info.:			
Operator:	4275	Instrument ID:	A2HP5R
Injection Vol:	1.0 ul	ALS Bottle#:	58
Lims Batch ID:	78992	Lims Sample ID:	8
Sublist:	chrom-TPH5R*sub1		
Detector:	GC FID2B		
Method:	\\Ncchrom\ChromData\A2HP5R\20130321-18143.b\TPH5R.m		
Last Update:	22-Mar-2013 09:42:50	Calib Date:	11-Mar-2013 18:22:16
Quant Method:	External Standard	Quant By:	Initial Calibration
Last ICal File:	\\Ncchrom\ChromData\A2HP5R\20130311-17906.b\P5B11008.D		
Limit Group:	GC 8015C TPH ICAL		
Integrator:	Falcon		
Column Type:		Column Dia:	
Process Host:	XAWRK029		

RT	EXP RT	DLT RT	Response	On-Col Amt ng/ul	Flags
$ 8 n-Nonane					
3.714	3.713	0.001	10953352	54.6	
A 15 Diesel					
9.094	4.853 - 13.335		91207773	496.0	

Report Date: 22-Mar-2013 09:42:50 Chrom Revision: 2.0 01-Feb-2013 10:03:10

TestAmerica Canton

Data File:	\\Ncchrom\ChromData\A2HP5R\20130321-18143.b\P5B21008.D		
Injection Date:	21-Mar-2013 18:45:38	Limit Group:	GC 8015C TPH ICAL
Client ID:		Instrument ID:	A2HP5R
Lims Batch ID:	78992	Lims Sample ID:	8
Operator ID:	4275	Injection Vol:	1.0 ul
Column Type:		Column Dia:	
Y Scaling:			

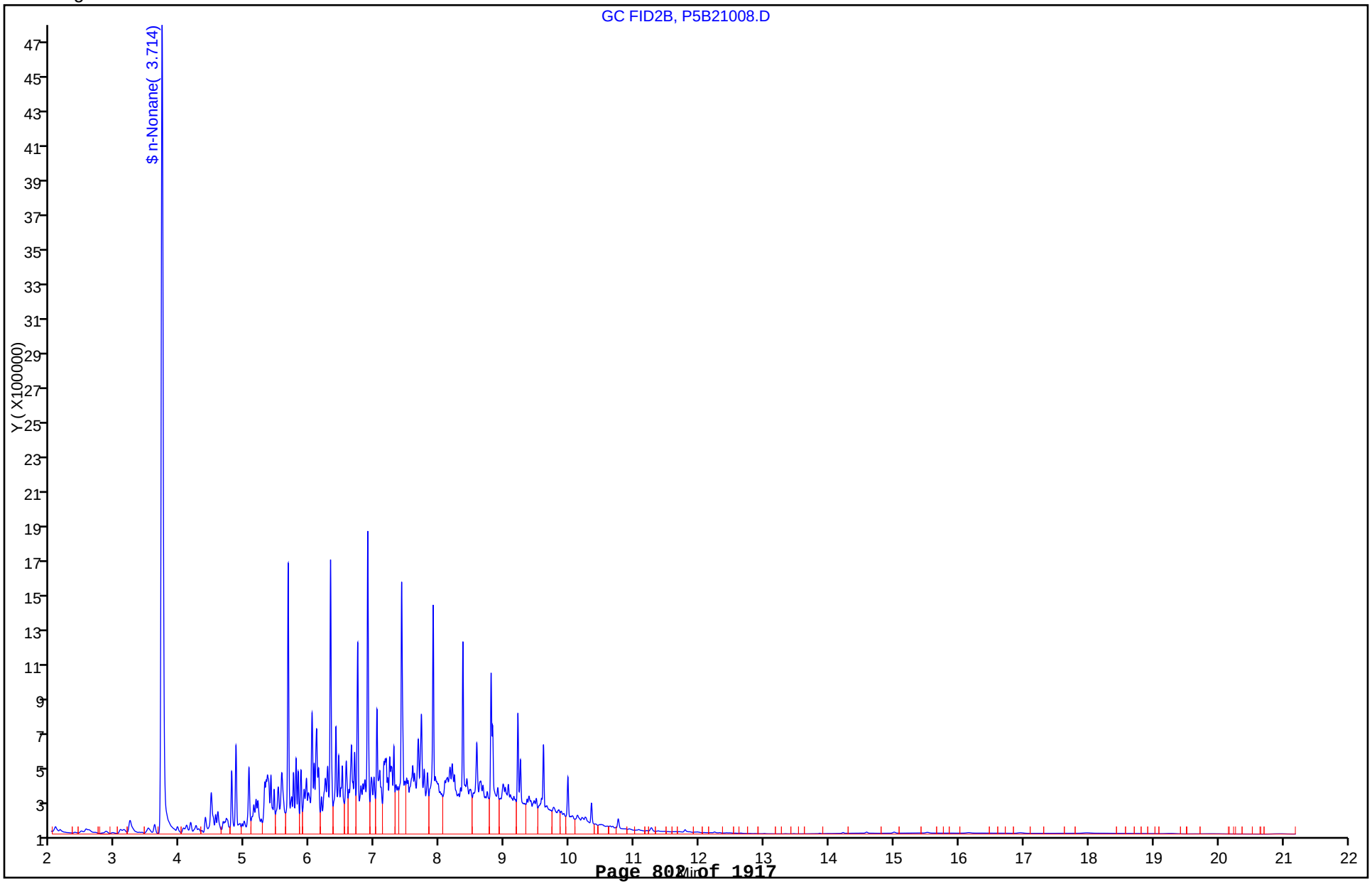

FORM I
GC SEMI VOA ORGANICS ANALYSIS DATA SHEET

Lab Name: TestAmerica Canton | Job No.: 240-21987-1

SDG No.:

Client Sample ID: | Lab Sample ID: MRL 240-78992/4

Matrix: Water | Lab File ID: P5B21004.D

Analysis Method: 8015B_DRO/DOD | Date Collected:

Extraction Method: | Date Extracted:

Sample wt/vol: 1(mL) | Date Analyzed: 03/21/2013 16:46

Con. Extract Vol.: | Dilution Factor: 1

Injection Volume: 1(uL) | GC Column: ID:

% Moisture: | GPC Cleanup:(Y/N) N

Analysis Batch No.: 78992 | Units: ng/uL

CAS NO.	COMPOUND NAME	RESULT	Q	LOQ	LOD	DL
STL00115	C10-C20	72.8	J	100	48	48
STL00272	C20-C34	48	U	100	48	48

CAS NO.	SURROGATE	%REC	Q	LIMITS
111-84-2	n-Nonane	102		70-130

TestAmerica Canton
Target Compound Quantitation Report

Data File: \\Ncchrom\ChromData\A2HP5R\20130321-18143.b\P5B21004.D
Lims ID: MRL
Client ID:
Inject. Date: 21-Mar-2013 16:46:04
Dil. Factor: 1.0000
Sample Type: MRL
Sample ID: 240-0018143-004
Misc. Info.:
Operator: 4275
Instrument ID: A2HP5R
Injection Vol: 1.0 ul
ALS Bottle#: 54
Lims Batch ID: 78992
Lims Sample ID: 4
Detector: GC FID2B

Method: \\Ncchrom\ChromData\A2HP5R\20130321-18143.b\TPH5R.m
Last Update: 22-Mar-2013 09:42:47
Calib Date: 11-Mar-2013 18:22:16
Quant Method: External Standard
Quant By: Initial Calibration
Last ICal File: \\Ncchrom\ChromData\A2HP5R\20130311-17906.b\P5B11008.D
Limit Group: GC 8015C TPH ICAL
Integrator: Falcon
Column Type:
Column Dia:
Process Host: XAWRK029

RT	EXP RT	DLT RT	Response	On-Col Amt ng/ul	Flags
1 Tetratetracontane					1
25.920					
A 2 C28-C36					
14.837	13.417	-16.257	525700	0	
A 3 C10-C34					
10.004	4.853	- 15.155	17126552	93.1	
A 4 C32-C44					
	14.486	-25.920			
A 5 C12-C22					
8.530	6.311	- 10.748	10886649	59.2	
A 6 C22-C32					
	10.748	-14.486			
7 n-Octane					1
2.660					
$ 8 n-Nonane					
3.713	3.713	0.000	2045104	10.2	
9 n-Decane					
4.852	4.853	-0.001	284495	0	
10 Dodecane					
6.311	6.311	0.000	803456	0	
11 n-Tetradecane					
7.407	7.407	0.000	845854	0	
A 12 C10-C20					
7.391	4.853	- 9.972	13390320	72.8	
13 Hexadecane					1
8.353					
A 14 C10-C28					
9.112	4.707	- 13.517	17027524	0	

RT	EXP RT	DLT RT	Response	On-Col Amt ng/ul	Flags
A 15 Diesel					
9.094	4.853 - 13.335		16800018	91.4	
16 n-Octadecane					
9.201	9.201	0.000	560063	0	
A 17 C10-C32					
9.670	4.853 - 14.486		17028849	92.6	
18 icosane					
9.972	9.972	0.000	206482	0	
19 n-Docosane					
10.751	10.748	0.003	72317	0	
A 20 C12-C24					
9.045	6.311 - 11.778		12090938	65.7	
21 n-Tetracosane					
11.785	11.778	0.007	37485	0	
A 22 C20-C34					
	9.972 - 15.155				
23 n-Hexacosane					1
	12.636				
24 n-Octacosane					
13.342	13.335	0.007	12680	0	
25 Triacontane					1
	13.934				
26 Dotriacontane					
14.511	14.486	0.025	55942	0	
27 Tetratriacontane					
15.176	15.155	0.021	51109	0	
A 28 C24-C40					
	11.778 -19.228				
29 n-Hexatriacontane					1
	16.066				
30 C38					1
	17.358				
31 C40					1
	19.228				
A 32 C20-C36					
	9.972 - 16.066				
A 34 C24-C44					
	11.778 -25.920				
A 35 C10-C24					
8.382	4.807 - 11.958		15739806	85.6	

QC Flag Legend

Processing Flags
1 - Missing Peaks

Report Date: 22-Mar-2013 09:42:48 Chrom Revision: 2.0 01-Feb-2013 10:03:10

TestAmerica Canton

Data File:	\\Ncchrom\ChromData\A2HP5R\20130321-18143.b\P5B21004.D		
Injection Date:	21-Mar-2013 16:46:04	Limit Group:	GC 8015C TPH ICAL
Client ID:		Instrument ID:	A2HP5R
Lims Batch ID:	78992	Lims Sample ID:	4
Operator ID:	4275	Injection Vol:	1.0 ul
Column Type:		Column Dia:	
Y Scaling:			

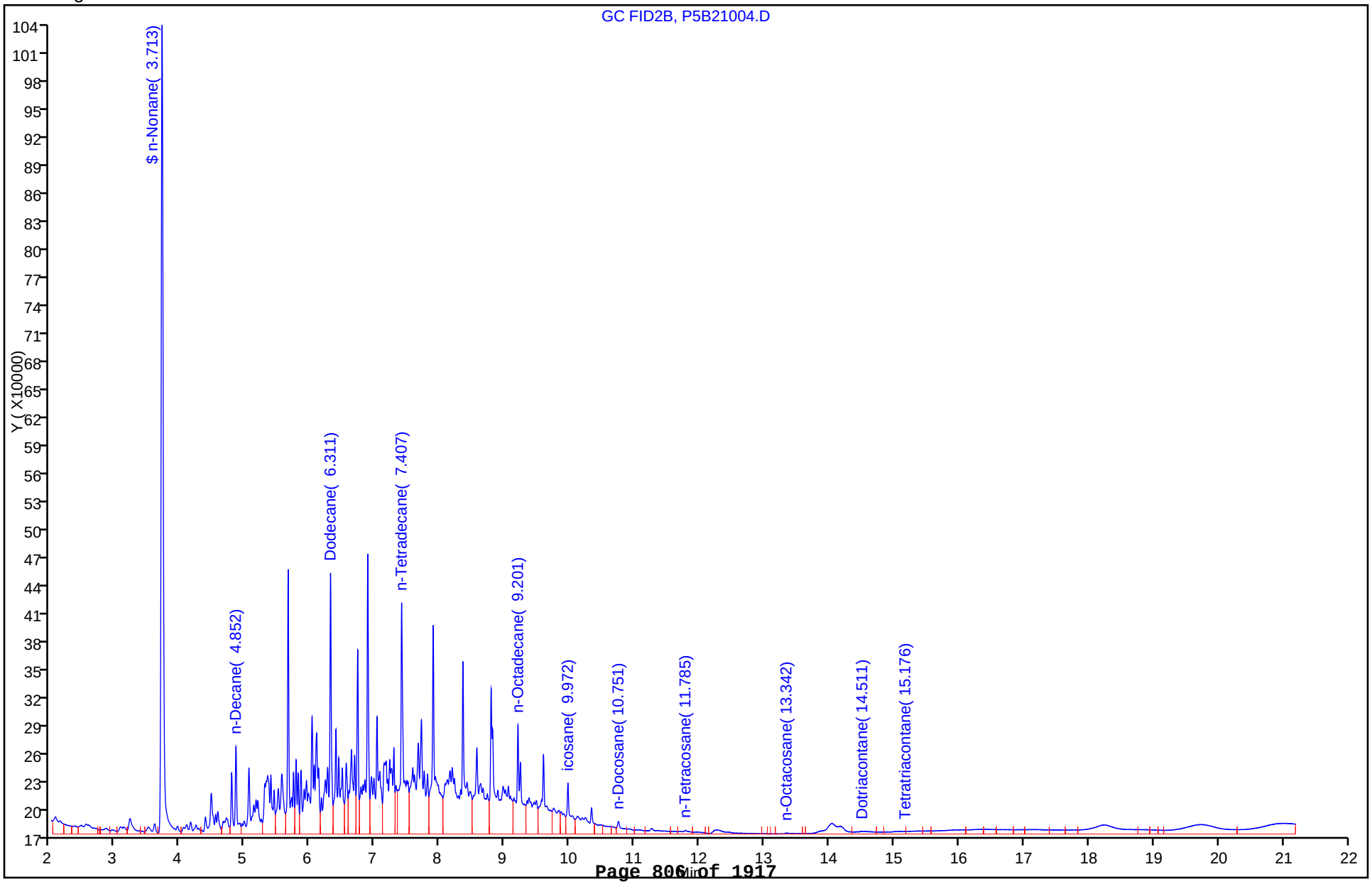

FORM I
GC SEMI VOA ORGANICS ANALYSIS DATA SHEET

Lab Name: TestAmerica Canton
Job No.: 240-21987-1
SDG No.:
Client Sample ID:
Lab Sample ID: MRL 240-78992/9
Matrix: Water
Lab File ID: P5B21009.D
Analysis Method: 8015B_DRO/DOD
Date Collected:
Extraction Method:
Date Extracted:
Sample wt/vol: 1(mL)
Date Analyzed: 03/21/2013 19:15
Con. Extract Vol.:
Dilution Factor: 1
Injection Volume: 1(uL)
GC Column: ID:
% Moisture:
GPC Cleanup:(Y/N) N
Analysis Batch No.: 78992
Units: ng/uL

CAS NO.	COMPOUND NAME	RESULT	Q	LOQ	LOD	DL
STL00115	C10-C20	76.5	J	100	48	48
STL00272	C20-C34	48	U	100	48	48

CAS NO.	SURROGATE	%REC	Q	LIMITS
111-84-2	n-Nonane	109		70-130

TestAmerica Canton
Target Compound Quantitation Report

Data File: \\Ncchrom\ChromData\A2HP5R\20130321-18143.b\P5B21009.D
Lims ID: MRL
Client ID:
Inject. Date: 21-Mar-2013 19:15:24
Dil. Factor: 1.0000
Sample Type: MRL
Sample ID: 240-0018143-009
Misc. Info.:
Operator: 4275
Instrument ID: A2HP5R
Injection Vol: 1.0 ul
ALS Bottle#: 59
Lims Batch ID: 78992
Lims Sample ID: 9
Detector: GC FID2B

Method: \\Ncchrom\ChromData\A2HP5R\20130321-18143.b\TPH5R.m
Last Update: 22-Mar-2013 09:42:50
Calib Date: 11-Mar-2013 18:22:16
Quant Method: External Standard
Quant By: Initial Calibration
Last ICal File: \\Ncchrom\ChromData\A2HP5R\20130311-17906.b\P5B11008.D
Limit Group: GC 8015C TPH ICAL
Integrator: Falcon
Column Type:
Column Dia:
Process Host: XAWRK029

RT	EXP RT	DLT RT	Response	On-Col Amt ng/ul	Flags
1 Tetratetracontane					1
25.920					
A 2 C28-C36					
14.837	13.417	-16.257	630759	0	
A 3 C10-C34					
10.004	4.853	- 15.155	18517089	100.7	
A 4 C32-C44					
	14.486	-25.920			
A 5 C12-C22					
8.530	6.311	- 10.748	11401117	62.0	
A 6 C22-C32					
	10.748	-14.486			
7 n-Octane					
2.625	2.660	-0.035	54108	0	
$ 8 n-Nonane					
3.713	3.713	0.000	2184001	10.9	
9 n-Decane					1
4.853					
10 Dodecane					
6.311	6.311	0.000	863350	0	
11 n-Tetradecane					
7.408	7.407	0.001	911368	0	
A 12 C10-C20					
7.412	4.853	- 9.972	14060587	76.5	
13 Hexadecane					1
8.353					
A 14 C10-C28					
9.112	4.707	- 13.517	18440793	0	

RT	EXP RT	DLT RT	Response	On-Col Amt ng/ul	Flags
A 15 Diesel					
9.094	4.853 - 13.335		18177303	98.8	
16 n-Octadecane					
9.200	9.201	-0.001	604703	0	
A 17 C10-C32					
9.670	4.853 - 14.486		18307333	99.5	
18 icosane					
9.971	9.972	-0.001	217783	0	
19 n-Docosane					
10.748	10.748	0.000	66490	0	
A 20 C12-C24					
9.045	6.311 - 11.778		12876697	70.0	
21 n-Tetracosane					
11.783	11.778	0.005	51666	0	
A 22 C20-C34					
	9.972 - 15.155				
23 n-Hexacosane					
12.642	12.636	0.006	6930	0	
24 n-Octacosane					1
	13.335				
25 Triacontane					1
	13.934				
26 Dotriacontane					1
	14.486				
27 Tetratriacontane					1
	15.155				
A 28 C24-C40					
	11.778 -19.228				
29 n-Hexatriacontane					1
	16.066				
30 C38					1
	17.358				
31 C40					
19.271	19.228	0.043	96752	0	
A 32 C20-C36					
	9.972 - 16.066				
A 34 C24-C44					
	11.778 -25.920				
A 35 C10-C24					
8.382	4.807 - 11.958		16837109	91.6	

QC Flag Legend

Processing Flags
1 - Missing Peaks

Report Date: 22-Mar-2013 09:42:51 Chrom Revision: 2.0 01-Feb-2013 10:03:10

TestAmerica Canton

Data File:	\\Ncchrom\ChromData\A2HP5R\20130321-18143.b\P5B21009.D		
Injection Date:	21-Mar-2013 19:15:24	Limit Group:	GC 8015C TPH ICAL
Client ID:		Instrument ID:	A2HP5R
Lims Batch ID:	78992	Lims Sample ID:	9
Operator ID:	4275	Injection Vol:	1.0 ul
Column Type:		Column Dia:	
Y Scaling:			

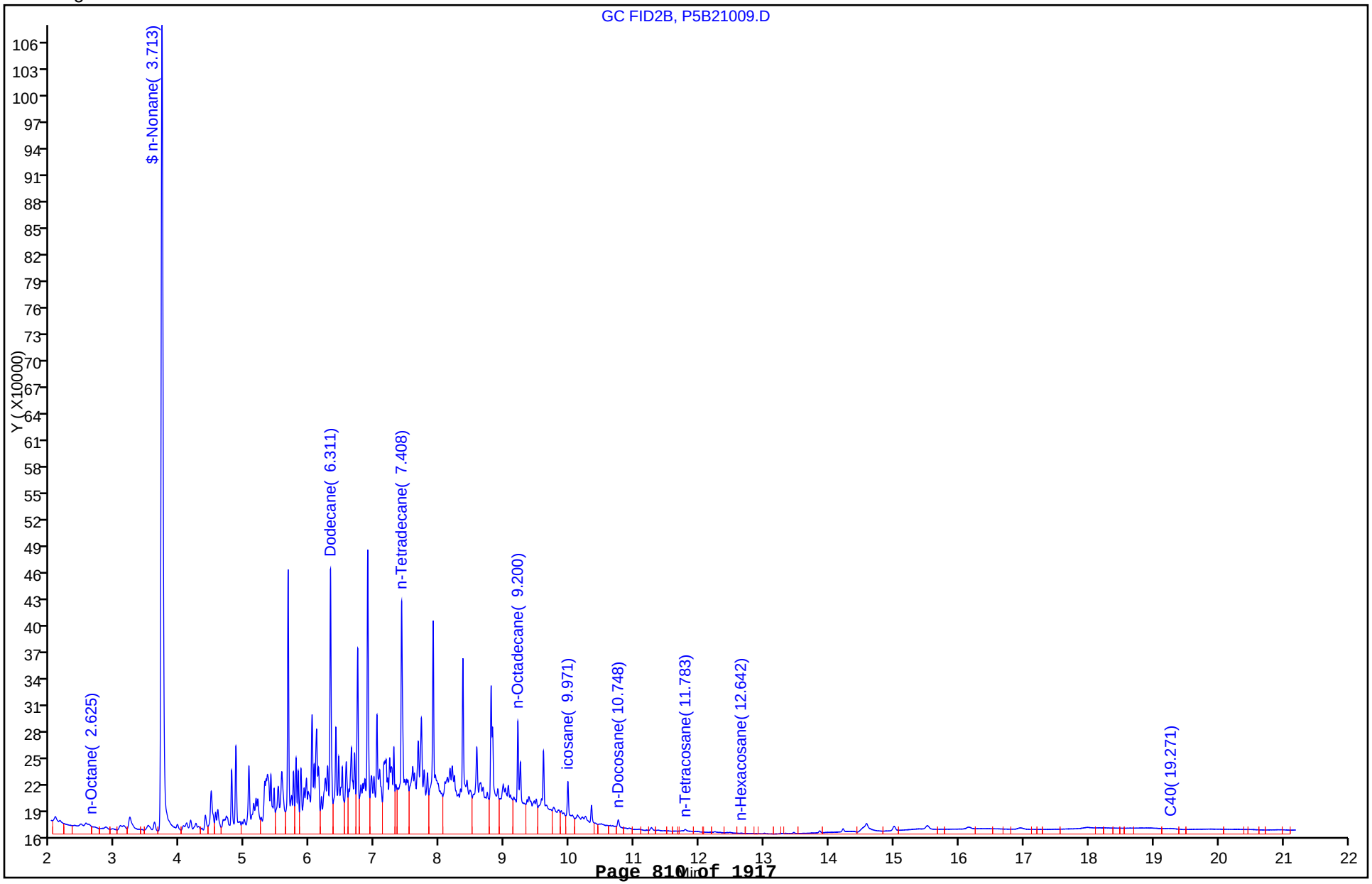

GC SEMI VOA ANALYSIS RUN LOG

Lab Name: TestAmerica Canton Job No.: 240-21987-1

SDG No.:

Instrument ID: A2HP5R Start Date: 03/11/2013 16:19

Analysis Batch Number: 77903 End Date: 03/11/2013 18:53

LAB SAMPLE ID	CLIENT SAMPLE ID	DATE ANALYZED	DILUTION FACTOR	LAB FILE ID	COLUMN ID
STD1 240-77903/4 IC		03/11/2013 16:19	1	P5B11004.D	
STD2 240-77903/5 IC		03/11/2013 16:50	1	P5B11005.D	
STD3 240-77903/6 IC		03/11/2013 17:20	1	P5B11006.D	
STD4 240-77903/7 IC		03/11/2013 17:51	1	P5B11007.D	
STD5 240-77903/8 IC		03/11/2013 18:22	1	P5B11008.D	
ICV 240-77903/9		03/11/2013 18:53	1	P5B11009.D	

GC SEMI VOA ANALYSIS RUN LOG

Lab Name: TestAmerica Canton Job No.: 240-21987-1

SDG No.:

Instrument ID: A2HP5R Start Date: 03/21/2013 16:46

Analysis Batch Number: 78992 End Date: 03/21/2013 19:15

LAB SAMPLE ID	CLIENT SAMPLE ID	DATE ANALYZED	DILUTION FACTOR	LAB FILE ID	COLUMN ID
MRL 240-78992/4		03/21/2013 16:46	1	P5B21004.D	
CCV 240-78992/5 CCVRT		03/21/2013 17:16	1	P5B21005.D	
240-21987-1	079-0007-0001-SOURCEW ATER	03/21/2013 17:45	1	P5B21006.D	
CCV 240-78992/8		03/21/2013 18:45	1	P5B21008.D	
MRL 240-78992/9		03/21/2013 19:15	1	P5B21009.D	

GC SEMI VOA BATCH WORKSHEET

Lab Name: TestAmerica Canton Job No.: 240-21987-1

SDG No.:

Batch Number: 78624 Batch Start Date: 03/18/13 12:00 Batch Analyst: Matthews, Brandon

Batch Method: 3520C Batch End Date: 03/19/13 06:00

Lab Sample ID	Client Sample ID	Method Chain	Basis	InitialAmount	FinalAmount	ReceivedpH	FirstAdjustpH	EXTPHSURR 00017	
240-21987-O-1	079-0007-0001-SOURCEWATER	3520C, 8015B_DRO/DOD	T	1030 mL	5 mL	7	2	1 mL	

Batch Notes	
Person's name who did the concentration	lah/cc/ac
Na2SO4 Lot Number	857426
Prep Solvent Lot #	890180

Basis	Basis Description
T	Total/NA

The pound sign (#) in the amount added field denotes that the reagent was used undiluted. All calculations are performed using the stated concentration for this reagent.

Method 8081 DOD

Organochlorine Pesticides (GC) by Method 8081A/DOD

FORM II
GC SEMI VOA SURROGATE RECOVERY

Lab Name: TestAmerica Canton Job No.: 240-21987-1

SDG No.:

Matrix: Water Level: Low

GC Column (1): CLP-1 ID: 0.53 (mm) GC Column (2): CLP-2 ID: 0.53 (mm)

Client Sample ID	Lab Sample ID	TCX1 #	TCX2 #	DCB1 #	DCB2 #
079-0007-0001-SOUR CEWATER	240-21987-1	79	77	75 M	73
	MB 240-78726/2-A	85	82	91	89
	LCS 240-78726/3-A	79	78	56	55

	QC LIMITS
TCX = Tetrachloro-m-xylene	25-140
DCB = DCB Decachlorobiphenyl	30-135

Column to be used to flag recovery values

FORM II 8081/DOD

FORM III
GC SEMI VOA LAB CONTROL SAMPLE RECOVERY

Lab Name: TestAmerica Canton Job No.: 240-21987-1

SDG No.:

Matrix: Water Level: Low Lab File ID: P3032109.D

Lab ID: LCS 240-78726/3-A Client ID:

COMPOUND	SPIKE ADDED (ug/L)	LCS CONCENTRATION (ug/L)	LCS % REC	QC LIMITS REC	#
4,4'-DDD	0.500	0.547	109	25-150	
4,4'-DDE	0.500	0.505	101	35-140	
4,4'-DDT	0.500	0.596	119	45-140	
Aldrin	0.500	0.485	97	25-140	
alpha-BHC	0.500	0.469	94	60-130	
alpha-Chlordane	0.500	0.492	98	65-125	
beta-BHC	0.500	0.474	95	65-125	
delta-BHC	0.500	0.518	104	45-135	
Dieldrin	0.500	0.514	103	60-130	
Endosulfan I	0.500	0.418	84	50-110	
Endosulfan II	0.500	0.454	91	30-130	
Endosulfan sulfate	0.500	0.526	105	55-135	
Endrin	0.500	0.520	104	55-135	
Endrin aldehyde	0.500	0.486	97	55-135	
Endrin ketone	0.500	0.510	102	75-125	
gamma-BHC (Lindane)	0.500	0.476	95	25-135	
gamma-Chlordane	0.500	0.510	102	60-125	
Heptachlor	0.500	0.492	98	40-130	
Heptachlor epoxide	0.500	0.501	100	60-130	
Methoxychlor	0.500	0.572	114	55-150	

Column to be used to flag recovery and RPD values

FORM III 8081/DOD

FORM III
GC SEMI VOA METHOD REPORTING LIMIT CHECK RECOVERY

Lab Name: TestAmerica Canton Job No.: 240-21987-1

SDG No.:

Matrix: Water Level: Low Lab File ID: P3032108.D

Lab ID: MRL 240-79056/8 Client ID:

COMPOUND	SPIKE ADDED (ng/uL)	MRL CONCENTRATION (ng/uL)	MRL % REC	QC LIMITS REC	#
4,4'-DDD	0.00500	0.00524	105	70-130	
4,4'-DDD	0.00500	0.00539	108	70-130	
4,4'-DDE	0.00500	0.00490 J	98	70-130	
4,4'-DDE	0.00500	0.00507	101	70-130	
4,4'-DDT	0.00500	0.00553	111	70-130	
4,4'-DDT	0.00500	0.00544	109	70-130	
Aldrin	0.00500	0.00494 J	99	70-130	
Aldrin	0.00500	0.00499 J	100	70-130	
alpha-BHC	0.00500	0.00446 J	89	70-130	
alpha-BHC	0.00500	0.00450 J	90	70-130	
alpha-Chlordane	0.00500	0.00535	107	70-130	
alpha-Chlordane	0.00500	0.00547	109	70-130	
beta-BHC	0.00500	0.00551	110	70-130	
beta-BHC	0.00500	0.00580	116	70-130	
delta-BHC	0.00500	0.00478 J	96	70-130	
delta-BHC	0.00500	0.00497 J	99	70-130	
Dieldrin	0.00500	0.00529	106	70-130	
Dieldrin	0.00500	0.00533	107	70-130	
Endosulfan I	0.00500	0.00533	107	70-130	
Endosulfan I	0.00500	0.00567	113	70-130	
Endosulfan II	0.00500	0.00558	112	70-130	
Endosulfan II	0.00500	0.00591	118	70-130	
Endosulfan sulfate	0.00500	0.00584	117	70-130	
Endosulfan sulfate	0.00500	0.00610	122	70-130	
Endrin	0.00500	0.00539	108	70-130	
Endrin	0.00500	0.00555	111	70-130	
Endrin aldehyde	0.00500	0.00616	123	70-130	
Endrin aldehyde	0.00500	0.00603	121	70-130	
Endrin ketone	0.00500	0.00582	116	70-130	
Endrin ketone	0.00500	0.00605	121	70-130	
gamma-BHC (Lindane)	0.00500	0.00467 J	93	70-130	
gamma-BHC (Lindane)	0.00500	0.00485 J	97	70-130	
gamma-Chlordane	0.00500	0.00521	104	70-130	
gamma-Chlordane	0.00500	0.00555	111	70-130	
Heptachlor	0.00500	0.00524	105	70-130	
Heptachlor	0.00500	0.00521	104	70-130	
Heptachlor epoxide	0.00500	0.00532	106	70-130	
Heptachlor epoxide	0.00500	0.00540	108	70-130	
Methoxychlor	0.00500	0.00644 J	129	70-130	
Methoxychlor	0.00500	0.00609 J	122	70-130	

Column to be used to flag recovery and RPD values

FORM III 8081/DOD

FORM III
GC SEMI VOA METHOD REPORTING LIMIT CHECK RECOVERY

Lab Name: TestAmerica Canton Job No.: 240-21987-1

SDG No.:

Matrix: Water Level: Low Lab File ID: P3032115.D

Lab ID: MRL 240-79056/15 Client ID:

COMPOUND	SPIKE ADDED (ng/uL)	MRL CONCENTRATION (ng/uL)	MRL % REC	QC LIMITS REC	#
4,4'-DDD	0.00500	0.00543	109	70-130	
4,4'-DDD	0.00500	0.00547	109	70-130	
4,4'-DDE	0.00500	0.00531	106	70-130	
4,4'-DDE	0.00500	0.00504	101	70-130	
4,4'-DDT	0.00500	0.00582	116	70-130	
4,4'-DDT	0.00500	0.00574	115	70-130	
Aldrin	0.00500	0.00506	101	70-130	
Aldrin	0.00500	0.00511	102	70-130	
alpha-BHC	0.00500	0.00458 J	92	70-130	
alpha-BHC	0.00500	0.00460 J	92	70-130	
alpha-Chlordane	0.00500	0.00564	113	70-130	
alpha-Chlordane	0.00500	0.00539	108	70-130	
beta-BHC	0.00500	0.00563	113	70-130	
beta-BHC	0.00500	0.00595	119	70-130	
delta-BHC	0.00500	0.00491 J	98	70-130	
delta-BHC	0.00500	0.00510	102	70-130	
Dieldrin	0.00500	0.00550	110	70-130	
Dieldrin	0.00500	0.00528	106	70-130	
Endosulfan I	0.00500	0.00566	113	70-130	
Endosulfan I	0.00500	0.00557	111	70-130	
Endosulfan II	0.00500	0.00569	114	70-130	
Endosulfan II	0.00500	0.00605	121	70-130	
Endosulfan sulfate	0.00500	0.00604	121	70-130	
Endosulfan sulfate	0.00500	0.00625	125	70-130	
Endrin	0.00500	0.00566	113	70-130	
Endrin	0.00500	0.00562	112	70-130	
Endrin aldehyde	0.00500	0.00601	120	70-130	
Endrin aldehyde	0.00500	0.00618	124	70-130	
Endrin ketone	0.00500	0.00600	120	70-130	
Endrin ketone	0.00500	0.00624	125	70-130	
gamma-BHC (Lindane)	0.00500	0.00474 J	95	70-130	
gamma-BHC (Lindane)	0.00500	0.00494 J	99	70-130	
gamma-Chlordane	0.00500	0.00543	109	70-130	
gamma-Chlordane	0.00500	0.00545	109	70-130	
Heptachlor	0.00500	0.00535	107	70-130	
Heptachlor	0.00500	0.00529	106	70-130	
Heptachlor epoxide	0.00500	0.00546	109	70-130	
Heptachlor epoxide	0.00500	0.00548	110	70-130	
Methoxychlor	0.00500	0.00695 J	139	70-130	^
Methoxychlor	0.00500	0.00645 J	129	70-130	

Column to be used to flag recovery and RPD values

FORM III 8081/DOD

FORM IV
GC SEMI VOA METHOD BLANK SUMMARY

Lab Name: TestAmerica Canton Job No.: 240-21987-1

SDG No.:

Lab Sample ID: MB 240-78726/2-A

Matrix: Water Date Extracted: 03/19/2013 09:10

Lab File ID:(1) P3032111.D Lab File ID:(2) P3032111.D

Date Analyzed:(1) 03/21/2013 17:56 Date Analyzed:(2) 03/21/2013 17:56

Instrument ID:(1) A2HP3 Instrument ID:(2) A2HP3

GC Column:(1) CLP-1 ID: 0.53(mm) GC Column:(2) CLP-2 ID: 0.53(mm)

THIS METHOD BLANK APPLIES TO THE FOLLOWING SAMPLES:

CLIENT SAMPLE ID	LAB SAMPLE ID	DATE ANALYZED 1	DATE ANALYZED 2
	LCS 240-78726/3-A	03/21/2013 17:16	03/21/2013 17:16
079-0007-0001-SOURCEWATER	240-21987-1	03/21/2013 17:36	03/21/2013 17:36

FORM IV 8081/DOD

FORM VIII
GC SEMI VOA ANALYTICAL SEQUENCE

Lab Name: TestAmerica Canton Job No.: 240-21987-1

SDG No.:

Sample No.: CCV 240-79056/5 Date Analyzed: 03/21/2013 15:56

Instrument ID: A2HP3 GC Column: CLP-1 ID: 0.53(mm)

Lab File ID (Standard): P3032105.D Heated Purge: (Y/N) N

Calibration ID: 14138

THE ANALYTICAL SEQUENCE OF BLANKS, SAMPLES, STANDARDS, MS/MSDs AND LCSs IS GIVEN BELOW:

				TCX	DCB	
				RT #	RT #	
CONTINUING CALIBRATION SURROGATE				3.56	12.93	
UPPER LIMIT				3.59	12.96	
LOWER LIMIT				3.53	12.90	
LAB SAMPLE ID	CLIENT SAMPLE ID	DATE ANALYZED	LAB FILE ID			
CCV 240-79056/5 CCVRT		03/21/2013 15:56	P3032105.D	3.56	12.93	
LCS 240-78726/3-A		03/21/2013 17:16	P3032109.D	3.56	12.93	
240-21987-1	079-0007-0001-SOURCEW ATER	03/21/2013 17:36	P3032110.D	3.56	12.93	
MB 240-78726/2-A		03/21/2013 17:56	P3032111.D	3.56	12.93	
CCV 240-79056/14		03/21/2013 18:57	P3032114.D	3.56	12.93	

TCX = Tetrachloro-m-xylene
DCB = DCB Decachlorobiphenyl

TCX RT Limit = ± 0.03 minutes of surrogate RT
DCB RT Limit = ± 0.03 minutes of surrogate RT

Column used to flag values outside QC limits

FORM VIII 8081/DOD

FORM VIII
GC SEMI VOA ANALYTICAL SEQUENCE

Lab Name: TestAmerica Canton Job No.: 240-21987-1

SDG No.:

Sample No.: CCV 240-79056/5 Date Analyzed: 03/21/2013 15:56

Instrument ID: A2HP3 GC Column: CLP-2 ID: 0.53(mm)

Lab File ID (Standard): P3032105.D Heated Purge: (Y/N) N

Calibration ID: 14139

THE ANALYTICAL SEQUENCE OF BLANKS, SAMPLES, STANDARDS, MS/MSDs AND LCSs IS GIVEN BELOW:

				TCX	DCB	
				RT #	RT #	
CONTINUING CALIBRATION SURROGATE				4.18	14.42	
UPPER LIMIT				4.21	14.45	
LOWER LIMIT				4.15	14.39	
LAB SAMPLE ID	CLIENT SAMPLE ID	DATE ANALYZED	LAB FILE ID			
CCV 240-79056/5 CCVRT		03/21/2013 15:56	P3032105.D	4.18	14.42	
LCS 240-78726/3-A		03/21/2013 17:16	P3032109.D	4.18	14.42	
240-21987-1	079-0007-0001-SOURCEW ATER	03/21/2013 17:36	P3032110.D	4.18	14.42	
MB 240-78726/2-A		03/21/2013 17:56	P3032111.D	4.18	14.42	
CCV 240-79056/14		03/21/2013 18:57	P3032114.D	4.18	14.42	

TCX = Tetrachloro-m-xylene
DCB = DCB Decachlorobiphenyl

TCX RT Limit = ± 0.03 minutes of surrogate RT
DCB RT Limit = ± 0.03 minutes of surrogate RT

Column used to flag values outside QC limits

FORM VIII 8081/DOD

FORM X
IDENTIFICATION SUMMARY

Lab Name: TestAmerica Canton Job No.: 240-21987-1

SDG No.:

Client Sample ID: Lab Sample ID: LCS 240-78726/3-A

Instrument ID (1): A2HP3 Instrument ID (2): A2HP3

Date Analyzed (1): 03/21/2013 17:16 Date Analyzed (2): 03/21/2013 17:16

GC Column (1): CLP-1 ID: 0.53(mm) GC Column (2): CLP-2 ID: 0.53(mm)

ANALYTE	COL	PEAK	RT	RT WINDOW		CONCENTRATION		RPD
				FROM	TO	PEAK	MEAN	
alpha-BHC	1		4.25	4.22	4.28	0.469		10.8
	2		5.07	5.04	5.10	0.522		
gamma-BHC (Lindane)	1		4.64	4.61	4.67	0.476		10.5
	2		5.69	5.66	5.72	0.529		
beta-BHC	1		4.77	4.74	4.80	0.474		7.8
	2		5.89	5.86	5.92	0.513		
delta-BHC	1		5.00	4.97	5.03	0.518		10.7
	2		6.51	6.48	6.54	0.576		
Heptachlor	1		5.29	5.26	5.32	0.492		3.6
	2		6.58	6.55	6.61	0.510		
Aldrin	1		5.76	5.73	5.79	0.485		6.8
	2		7.38	7.35	7.41	0.519		
Heptachlor epoxide	1		7.03	7.00	7.06	0.501		6.8
	2		8.82	8.79	8.85	0.536		
gamma-Chlordane	1		7.35	7.31	7.37	0.510		6.9
	2		9.22	9.19	9.25	0.547		
alpha-Chlordane	1		7.69	7.66	7.72	0.492		6.1
	2		9.52	9.49	9.55	0.523		
Endosulfan I	1		7.96	7.93	7.99	0.418		8.6
	2		9.58	9.55	9.61	0.455		
4,4'-DDE	1		8.05	8.02	8.08	0.505		7.0
	2		9.95	9.92	9.98	0.542		
Dieldrin	1		8.51	8.48	8.54	0.514		7.4
	2		10.10	10.07	10.13	0.554		
Endrin	1		8.96	8.93	8.99	0.520		8.3
	2		10.61	10.58	10.64	0.566		
4,4'-DDD	1		9.31	9.28	9.34	0.547		9.5
	2		10.94	10.91	10.97	0.601		
Endosulfan II	1		9.41	9.37	9.43	0.454		9.1
	2		10.98	10.95	11.01	0.498		
4,4'-DDT	1		9.83	9.80	9.86	0.596		0.5
	2		11.42	11.39	11.45	0.593		
Endrin aldehyde	1		10.20	10.17	10.23	0.486		8.7
	2		11.54	11.51	11.57	0.530		
Methoxychlor	1		10.78	10.75	10.81	0.572		1.3
	2		12.49	12.46	12.52	0.564		
Endosulfan sulfate	1		10.92	10.89	10.95	0.526		7.9
	2		11.95	11.93	11.99	0.569		
Endrin ketone	1		11.32	11.29	11.35	0.510		6.1
	2		12.70	12.68	12.74	0.542		

FORM I
GC SEMI VOA ORGANICS ANALYSIS DATA SHEET

Lab Name: TestAmerica Canton | Job No.: 240-21987-1

SDG No.:

Client Sample ID: 079-0007-0001-SOURCEWATER | Lab Sample ID: 240-21987-1

Matrix: Water | Lab File ID: P3032110.D

Analysis Method: 8081/DOD | Date Collected: 03/14/2013 12:00

Extraction Method: 3520C | Date Extracted: 03/19/2013 09:10

Sample wt/vol: 1000(mL) | Date Analyzed: 03/21/2013 17:36

Con. Extract Vol.: 5.0(mL) | Dilution Factor: 1

Injection Volume: 1(uL) | GC Column: CLP-1 ID: 0.53(mm)

% Moisture: | GPC Cleanup:(Y/N) N

Analysis Batch No.: 79056 | Units: ug/L

CAS NO.	COMPOUND NAME	RESULT	Q	LOQ	LOD	DL
72-54-8	4,4'-DDD	0.010	U	0.050	0.010	0.0096
72-55-9	4,4'-DDE	0.010	U	0.050	0.010	0.0097
50-29-3	4,4'-DDT	0.030	U	0.050	0.030	0.016
309-00-2	Aldrin	0.010	U	0.050	0.010	0.0082
319-84-6	alpha-BHC	0.010	U	0.050	0.010	0.0070
5103-71-9	alpha-Chlordane	0.014	U	0.050	0.014	0.014
319-85-7	beta-BHC	0.010	U	0.050	0.010	0.0084
319-86-8	delta-BHC	0.010	U	0.050	0.010	0.0087
60-57-1	Dieldrin	0.010	U	0.050	0.010	0.0075
959-98-8	Endosulfan I	0.013	U	0.050	0.013	0.013
33213-65-9	Endosulfan II	0.012	U	0.050	0.012	0.012
1031-07-8	Endosulfan sulfate	0.011	U	0.050	0.011	0.011
72-20-8	Endrin	0.011	U	0.050	0.011	0.011
7421-93-4	Endrin aldehyde	0.011	U	0.050	0.011	0.011
53494-70-5	Endrin ketone	0.010	U	0.050	0.010	0.0078
58-89-9	gamma-BHC (Lindane)	0.010	U	0.050	0.010	0.0064
5103-74-2	gamma-Chlordane	0.012	U	0.050	0.012	0.012
76-44-8	Heptachlor	0.010	U	0.050	0.010	0.0080
1024-57-3	Heptachlor epoxide	0.010	U	0.050	0.010	0.0071
72-43-5	Methoxychlor	0.032	U	0.10	0.032	0.032
8001-35-2	Toxaphene	0.50	U	2.0	0.50	0.32

CAS NO.	SURROGATE	%REC	Q	LIMITS
2051-24-3	DCB Decachlorobiphenyl	75	M	30-135
877-09-8	Tetrachloro-m-xylene	79		25-140

TestAmerica Canton
Target Compound Quantitation Report

Data File:	\\NCChrom\ChromData\A2HP3\20130321-18156.b\P3032110.D		
Lims ID:	240-21987-N-1-B	Client ID:	079-0007-0001-SOURCEWATER
Inject. Date:	21-Mar-2013 17:36:48	Dil. Factor:	1.0000
Sample Type:	Client		
Sample ID:	240-0018156-010		
Misc. Info.:			
Operator:	093905	Instrument ID:	A2HP3
Injection Vol:	1.0 ul	ALS Bottle#:	10
Lims Batch ID:	79056	Lims Sample ID:	10
Detector 1 :	GC ECD1A		
Detector 2 :	GC ecd2b		

Method:	\\NCChrom\ChromData\A2HP3\20130321-18156.b\PEST3.m		
Last Update:	22-Mar-2013 07:46:59	Calib Date:	18-Mar-2013 13:40:37
Quant Method:	External Standard	Quant By:	Initial Calibration
Last ICal File:	\\NCChrom\ChromData\A2HP3\20130318-18048.b\P3031810.D		
Limit Group:	GC 8081 D0D ICAL		
Integrator:	Falcon		
Column Type:		Column Dia:	
Process Host:	XAWRK006		

First Level Reviewer: vandorenc Date: 22-Mar-2013 07:05:49

Det	Sig	RT	EXP RT	DLT RT	Response	On-Col Amt ng/ul	Ratio Range	Ratio	Flags
$ 29 Tetrachloro-m-xylene									
1	100	3.562	3.562	0.000	34837903	0.0317			
2	100	4.180	4.181	-0.001	18646237	0.0309			
						RPD = 2.54			
5 alpha-BHC									
1	100		4.253						
2	100		5.071						
20 gamma-BHC (Lindane)									
1	100		4.639						
2	100		5.692						
7 beta-BHC									
1	100	4.747	4.774	-0.027	348856	0.000564			
2	100	5.881	5.888	-0.007	3113500	0.0105			
						RPD = 179.66			
11 delta-BHC									
1	100		4.995						
2	100		6.513						
22 Heptachlor									
1	100		5.288						
2	100		6.583						
4 Aldrin									
1	100		5.755						
2	100		7.384						
23 Heptachlor epoxide									
1	100		7.028						
2	100		8.824						

Det	Sig	RT	EXP RT	DLT RT	Response	On-Col Amt ng/ul	Ratio Range	Ratio	Flags
21 gamma-Chlordane									
1	100		7.343						
2	100		9.217						
6 alpha-Chlordane									
1	100		7.685						
2	100		9.515						
14 Endosulfan I									1
1	100		7.957						
2	100		9.583						
2 4,4'-DDE									
1	100		8.050						
2	100		9.947						
13 Dieldrin									1
1	100		8.509						
2	100		10.099						
17 Endrin									
1	100		8.960						
2	100		10.614						
1 4,4'-DDD									
1	100		9.313						
2	100		10.938						
15 Endosulfan II									1
1	100		9.404						
2	100		10.982						
3 4,4'-DDT									1
1	100		9.831						
2	100		11.418						
18 Endrin aldehyde									1
1	100		10.197						
2	100		11.540						
30 Toxaphene									1
1	1		10.383						
1	2		10.726						
1	3		10.874						
1	4		11.289						
1	5		11.556						
2	100		10.537						
2	2		11.123						
2	3		11.542						
2	4		12.283						
2	5		12.841						
27 Methoxychlor									
1	100		10.776						
2	100		12.493						
16 Endosulfan sulfate									
1	100		10.920						
2	100		11.956						
19 Endrin ketone									
1	100		11.318						
2	100		12.705						

Report Date: 22-Mar-2013 07:47:05 Chrom Revision: 2.0 01-Feb-2013 10:03:10
Data File: \\NCChrom\ChromData\A2HP3\20130321-18156.b\P3032110.D

Det	Sig	RT	EXP RT	DLT RT	Response	On-Col Amt ng/ul	Ratio Range	Ratio	Flags
$ 10 DCB Decachlorobiphenyl									M
1	100	12.927	12.927	0.000	28926643	0.0301			M
2	100	14.421	14.421	0.000	14088582	0.0293			
						RPD = 2.75			

QC Flag Legend

Processing Flags
1 - Missing Peaks

Review Flags
M - Manually Integrated

Report Date: 22-Mar-2013 07:47:05 Chrom Revision: 2.0 01-Feb-2013 10:03:10

TestAmerica Canton

Data File:	\\NCChrom\ChromData\A2HP3\20130321-18156.b\P3032110.D		
Injection Date:	21-Mar-2013 17:36:48	Limit Group:	GC 8081 D0D ICAL
Client ID:	079-0007-0001-SOURCEWATER	Instrument ID:	A2HP3
Lims Batch ID:	79056	Lims Sample ID:	10
Operator ID:	093905	Injection Vol:	1.0 ul
Column Type:		Column Dia:	

Y Scaling: Method Defined: Set to Absolute Y Value

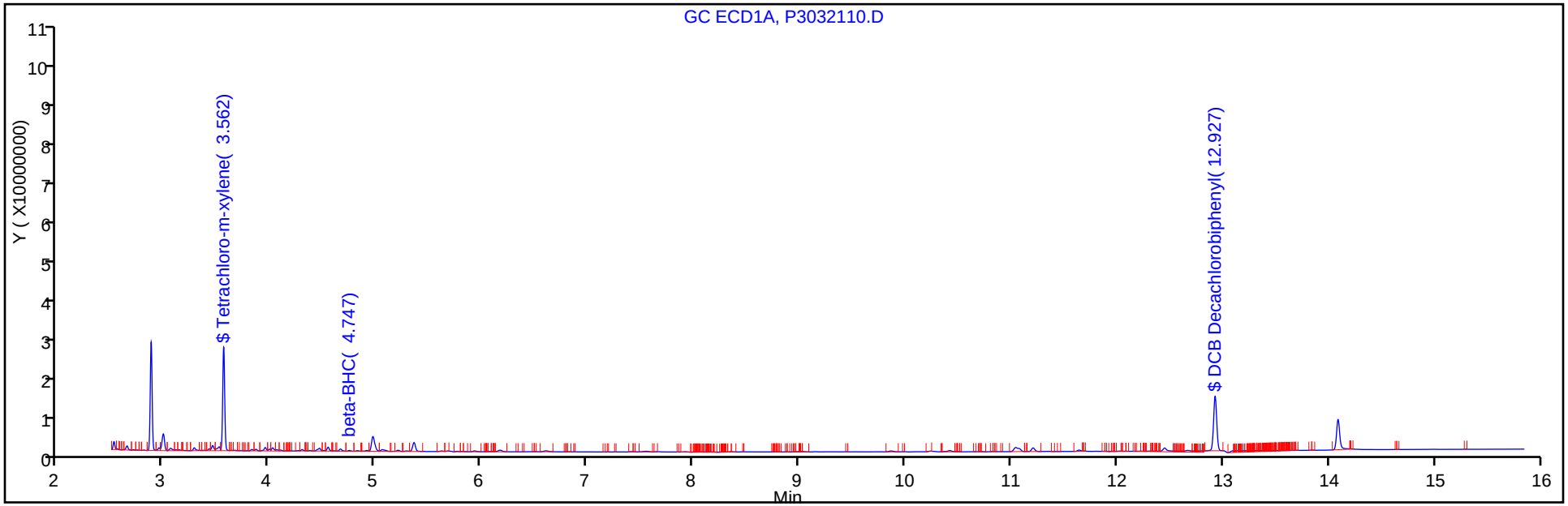

Y Scaling: Method Defined: Set to Absolute Y Value

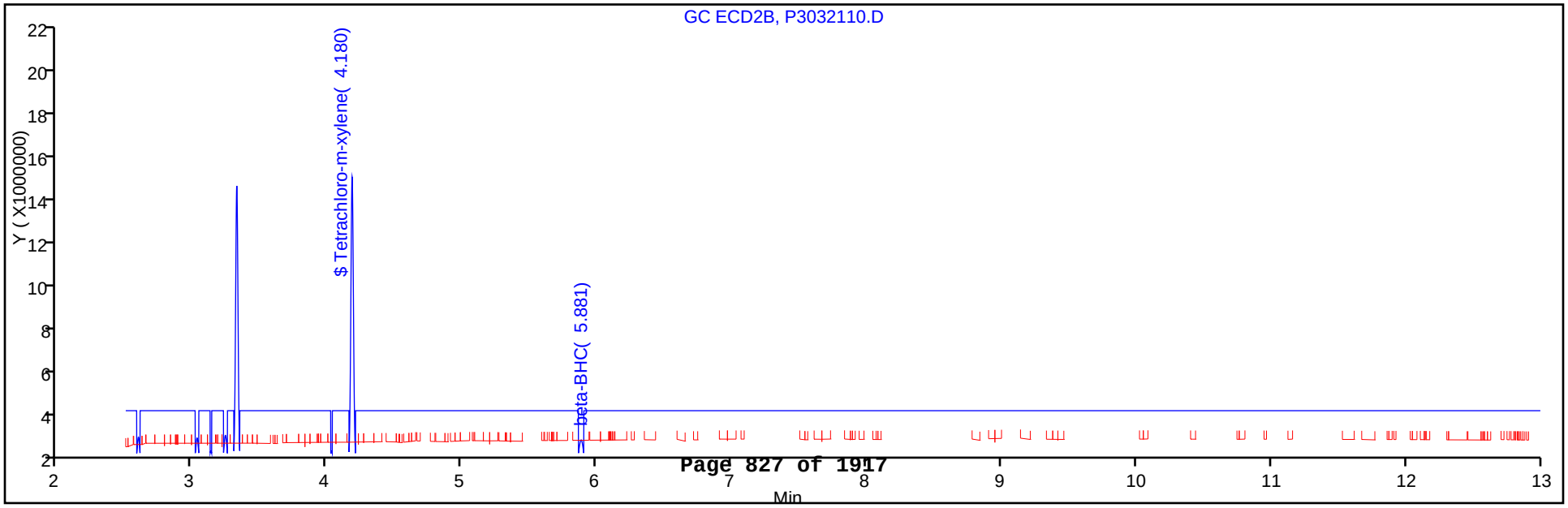

Manual Integration/User Assign Peak Report

TestAmerica Canton

Data File:	\\NCChrom\ChromData\A2HP3\20130321-18156.b\P3032110.D		
Injection Date:	21-Mar-2013 17:36:48	Limit Group:	GC 8081 D0D ICAL
Client ID:	079-0007-0001-SOURCEWATER	Instrument ID:	A2HP3
Lims Batch ID:	79056	Lims Sample ID:	10
Operator ID:	093905	Injection Vol:	1.0 ul
Column Type:		Column Dia:	

$ 10 DCB Decachlorobiphenyl, Signal: 1, Type: quant, RT: 12.93, Det: GC ECD1A

Processing Integration Results

RT: 12.93
Response: 32904397
Amount: 0.034267

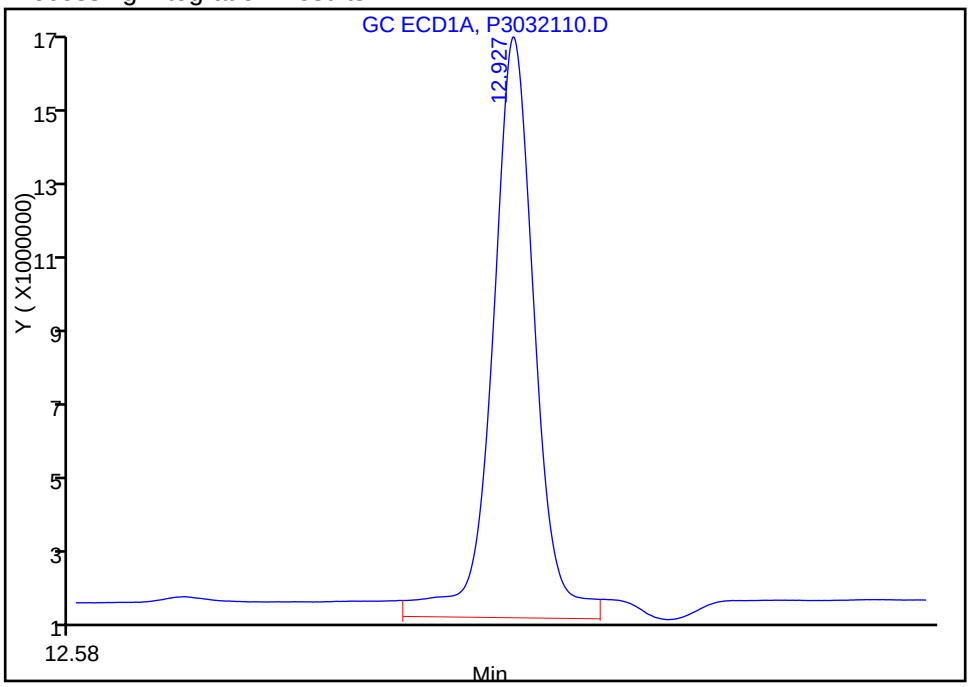

Manual Integration Results

RT: 12.93
Response: 28926643
Amount: 0.030124

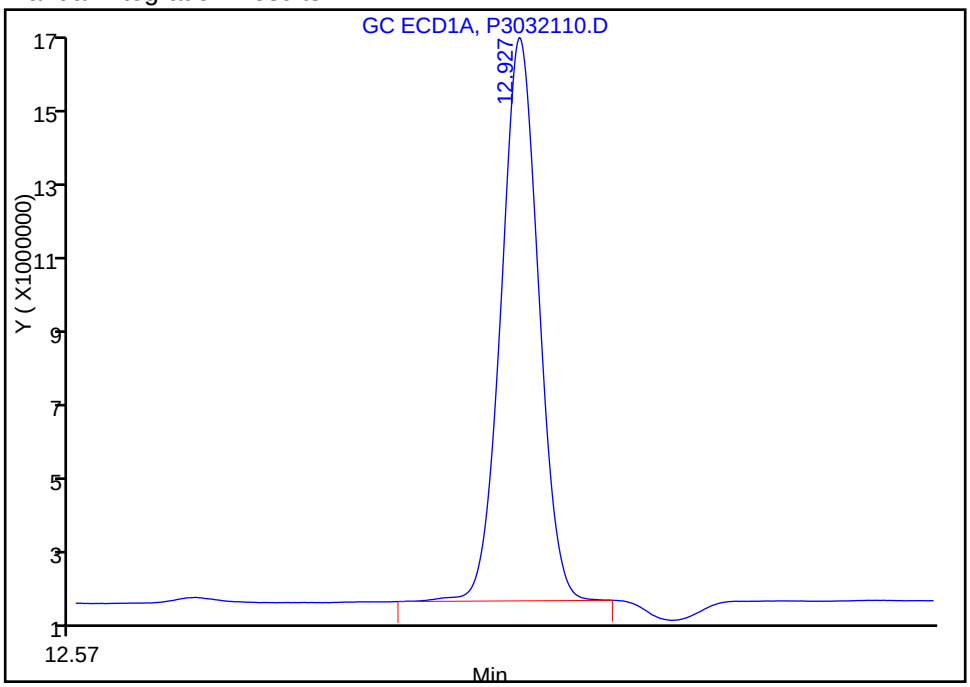

Reviewer: vandorenc, 22-Mar-2013 07:05:49
Audit Action: Manually Integrated
Audit Reason: Baseline Event

FORM I
GC SEMI VOA ORGANICS ANALYSIS DATA SHEET

Lab Name: TestAmerica Canton | Job No.: 240-21987-1

SDG No.:

Client Sample ID: 079-0007-0001-SOURCEWATER | Lab Sample ID: 240-21987-1

Matrix: Water | Lab File ID: P3032110.D

Analysis Method: 8081/DOD | Date Collected: 03/14/2013 12:00

Extraction Method: 3520C | Date Extracted: 03/19/2013 09:10

Sample wt/vol: 1000(mL) | Date Analyzed: 03/21/2013 17:36

Con. Extract Vol.: 5.0(mL) | Dilution Factor: 1

Injection Volume: 1(uL) | GC Column: CLP-2 ID: 0.53(mm)

% Moisture: | GPC Cleanup:(Y/N) N

Analysis Batch No.: 79056 | Units: ug/L

CAS NO.	SURROGATE	%REC	Q	LIMITS
2051-24-3	DCB Decachlorobiphenyl	73		30-135
877-09-8	Tetrachloro-m-xylene	77		25-140

TestAmerica Canton
Target Compound Quantitation Report

Data File:	\\NCChrom\ChromData\A2HP3\20130321-18156.b\P3032110.D		
Lims ID:	240-21987-N-1-B	Client ID:	079-0007-0001-SOURCEWATER
Inject. Date:	21-Mar-2013 17:36:48	Dil. Factor:	1.0000
Sample Type:	Client		
Sample ID:	240-0018156-010		
Misc. Info.:			
Operator:	093905	Instrument ID:	A2HP3
Injection Vol:	1.0 ul	ALS Bottle#:	10
Lims Batch ID:	79056	Lims Sample ID:	10
Detector 1 :	GC ECD1A		
Detector 2 :	GC ecd2b		
Method:	\\NCChrom\ChromData\A2HP3\20130321-18156.b\PEST3.m		
Last Update:	22-Mar-2013 07:46:59	Calib Date:	18-Mar-2013 13:40:37
Quant Method:	External Standard	Quant By:	Initial Calibration
Last ICal File:	\\NCChrom\ChromData\A2HP3\20130318-18048.b\P3031810.D		
Limit Group:	GC 8081 D0D ICAL		
Integrator:	Falcon		
Column Type:		Column Dia:	
Process Host:	XAWRK006		

First Level Reviewer: vandorenc Date: 22-Mar-2013 07:05:49

Det	Sig	RT	EXP RT	DLT RT	Response	On-Col Amt ng/ul	Ratio Range	Ratio	Flags
$ 29 Tetrachloro-m-xylene									
1	100	3.562	3.562	0.000	34837903	0.0317			
2	100	4.180	4.181	-0.001	18646237	0.0309			
						RPD = 2.54			
5 alpha-BHC									
1	100		4.253						
2	100		5.071						
20 gamma-BHC (Lindane)									
1	100		4.639						
2	100		5.692						
7 beta-BHC									
1	100	4.747	4.774	-0.027	348856	0.000564			
2	100	5.881	5.888	-0.007	3113500	0.0105			
						RPD = 179.66			
11 delta-BHC									
1	100		4.995						
2	100		6.513						
22 Heptachlor									
1	100		5.288						
2	100		6.583						
4 Aldrin									
1	100		5.755						
2	100		7.384						
23 Heptachlor epoxide									
1	100		7.028						
2	100		8.824						

Det	Sig	RT	EXP RT	DLT RT	Response	On-Col Amt ng/ul	Ratio Range	Ratio	Flags
21 gamma-Chlordane									
1	100		7.343						
2	100		9.217						
6 alpha-Chlordane									
1	100		7.685						
2	100		9.515						
14 Endosulfan I									1
1	100		7.957						
2	100		9.583						
2 4,4'-DDE									
1	100		8.050						
2	100		9.947						
13 Dieldrin									1
1	100		8.509						
2	100		10.099						
17 Endrin									
1	100		8.960						
2	100		10.614						
1 4,4'-DDD									
1	100		9.313						
2	100		10.938						
15 Endosulfan II									1
1	100		9.404						
2	100		10.982						
3 4,4'-DDT									1
1	100		9.831						
2	100		11.418						
18 Endrin aldehyde									1
1	100		10.197						
2	100		11.540						
30 Toxaphene									1
1	1		10.383						
1	2		10.726						
1	3		10.874						
1	4		11.289						
1	5		11.556						
2	100		10.537						
2	2		11.123						
2	3		11.542						
2	4		12.283						
2	5		12.841						
27 Methoxychlor									
1	100		10.776						
2	100		12.493						
16 Endosulfan sulfate									
1	100		10.920						
2	100		11.956						
19 Endrin ketone									
1	100		11.318						
2	100		12.705						

Report Date: 22-Mar-2013 07:47:05 Chrom Revision: 2.0 01-Feb-2013 10:03:10
Data File: \\NCChrom\ChromData\A2HP3\20130321-18156.b\P3032110.D

Det	Sig	RT	EXP RT	DLT RT	Response	On-Col Amt ng/ul	Ratio Range	Ratio	Flags
$ 10 DCB Decachlorobiphenyl									M
1	100	12.927	12.927	0.000	28926643	0.0301			M
2	100	14.421	14.421	0.000	14088582	0.0293			
						RPD = 2.75			

QC Flag Legend

Processing Flags
1 - Missing Peaks

Review Flags
M - Manually Integrated

Report Date: 22-Mar-2013 07:47:05 Chrom Revision: 2.0 01-Feb-2013 10:03:10

TestAmerica Canton

Data File:	\\NCChrom\ChromData\A2HP3\20130321-18156.b\P3032110.D		
Injection Date:	21-Mar-2013 17:36:48	Limit Group:	GC 8081 D0D ICAL
Client ID:	079-0007-0001-SOURCEWATER	Instrument ID:	A2HP3
Lims Batch ID:	79056	Lims Sample ID:	10
Operator ID:	093905	Injection Vol:	1.0 ul
Column Type:		Column Dia:	

Y Scaling: Method Defined: Set to Absolute Y Value

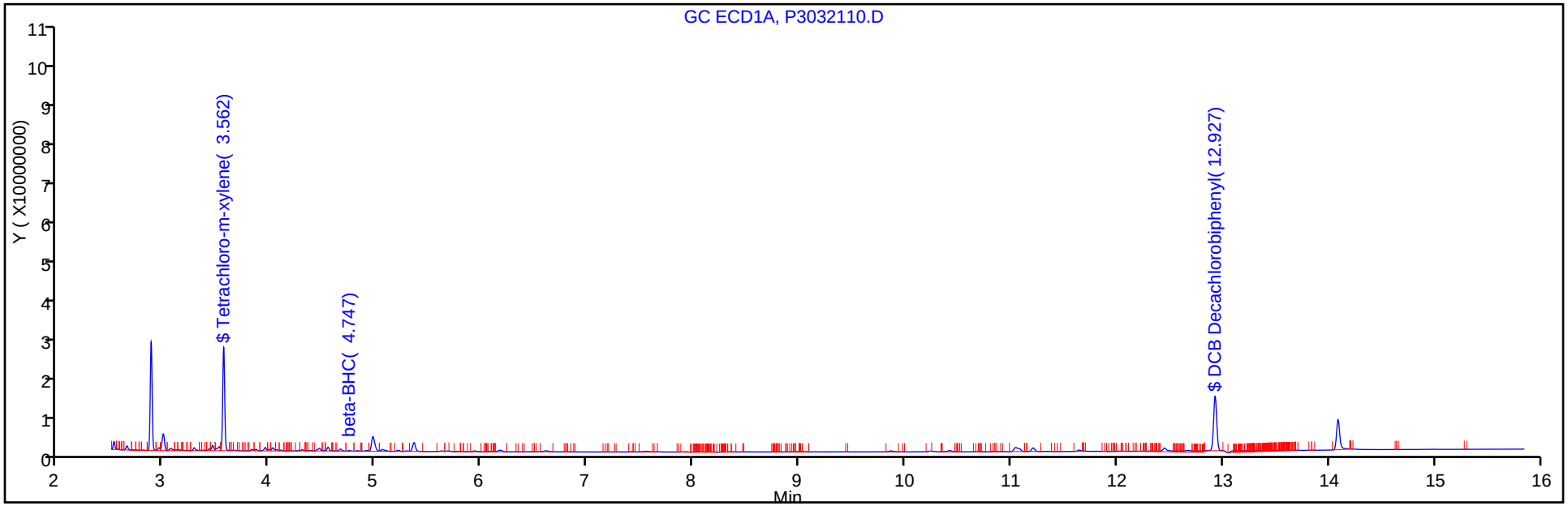

Y Scaling: Method Defined: Set to Absolute Y Value

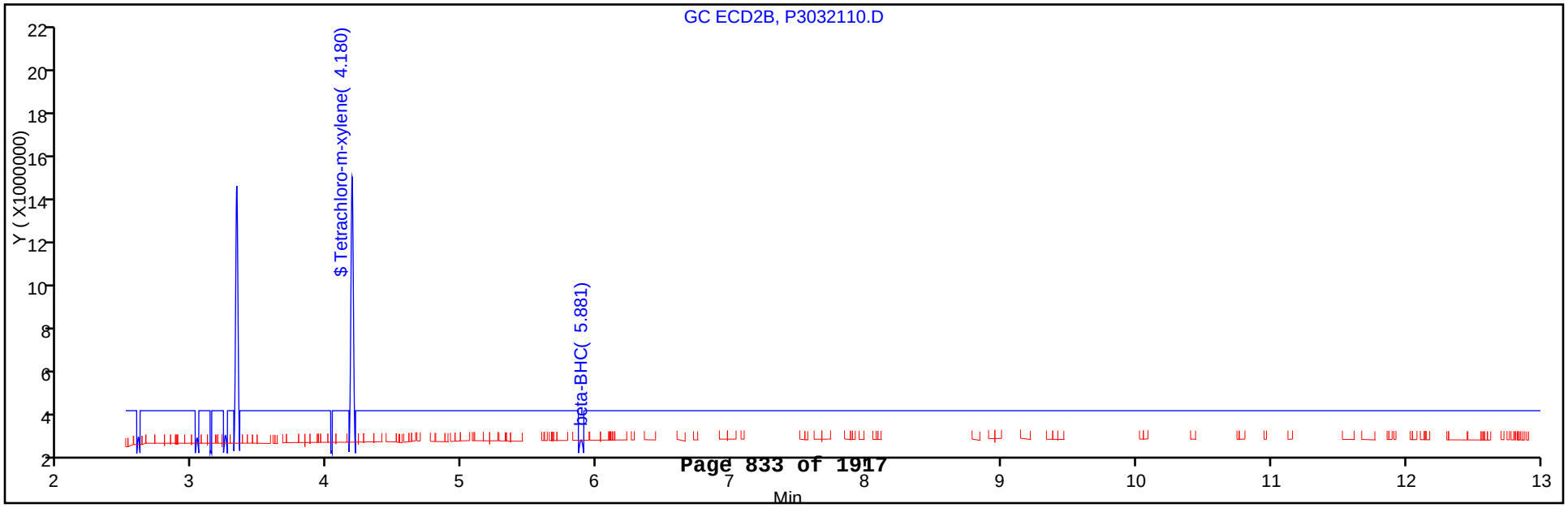

FORM VI
GC SEMI VOA INITIAL CALIBRATION DATA
EXTERNAL STANDARD RETENTION TIME SUMMARY

Lab Name: TestAmerica Canton Job No.: 240-21987-1 Analy Batch No.: 78295

SDG No.:

Instrument ID: A2HP3 GC Column: CLP-1 ID: 0.53(mm) Heated Purge: (Y/N) N

Calibration Start Date: 03/14/2013 14:20 Calibration End Date: 03/14/2013 16:00 Calibration ID: 14138

Calibration Files:

LEVEL:	LAB SAMPLE ID:	LAB FILE ID:
Level 1	STD 240-78295/13	P3031413.D
Level 2	STD 240-78295/14	P3031414.D
Level 3	STD 240-78295/15	P3031415.D
Level 4	STD 240-78295/16	P3031416.D
Level 5	STD 240-78295/17	P3031417.D
Level 6	STD 240-78295/18	P3031418.D

ANALYTE	LVL 1	LVL 2	LVL 3	LVL 4	LVL 5	LVL 6					RT WINDOW	AVG RT
alpha-BHC	4.255	4.255	4.255	4.255	4.256	4.255					4.225 - 4.285	4.255
gamma-BHC (Lindane)	4.643	4.642	4.643	4.643	4.643	4.642					4.613 - 4.673	4.643
beta-BHC	4.777	4.777	4.777	4.777	4.777	4.777					4.747 - 4.807	4.777
delta-BHC	4.998	4.999	4.999	4.998	4.998	4.999					4.969 - 5.029	4.999
Heptachlor	5.293	5.293	5.293	5.293	5.294	5.293					5.263 - 5.323	5.293
Aldrin	5.761	5.761	5.761	5.760	5.761	5.761					5.731 - 5.791	5.761
Heptachlor epoxide	7.038	7.038	7.039	7.038	7.038	7.038					7.009 - 7.069	7.038
gamma-Chlordane	7.354	7.354	7.355	7.353	7.353	7.354					7.325 - 7.385	7.354
alpha-Chlordane	7.695	7.696	7.695	7.694	7.697	7.697					7.665 - 7.725	7.696
Endosulfan I	7.967	7.967	7.965	7.967	7.967	7.967					7.935 - 7.995	7.967
4,4'-DDE	8.060	8.061	8.060	8.060	8.059	8.060					8.030 - 8.090	8.060
Dieldrin	8.515	8.518	8.517	8.516	8.518	8.517					8.487 - 8.547	8.517
Endrin	8.966	8.968	8.966	8.965	8.966	8.966					8.936 - 8.996	8.966
4,4'-DDD	9.318	9.319	9.318	9.319	9.319	9.320					9.288 - 9.348	9.319
Endosulfan II	9.411	9.412	9.411	9.410	9.411	9.411					9.381 - 9.441	9.411
4,4'-DDT	9.836	9.835	9.835	9.834	9.837	9.835					9.805 - 9.865	9.835
Endrin aldehyde	10.202	10.202	10.201	10.200	10.201	10.202					10.171 - 10.231	10.201
Methoxychlor	10.778	10.781	10.780	10.780	10.780	10.780					10.750 - 10.810	10.780
Endosulfan sulfate	10.923	10.924	10.925	10.923	10.924	10.924					10.895 - 10.955	10.924
Endrin ketone	11.323	11.321	11.322	11.322	11.323	11.321					11.292 - 11.352	11.322
Tetrachloro-m-xylene	3.565	3.564	3.565	3.564	3.564	3.565					3.535 - 3.595	3.565
DCB Decachlorobiphenyl	12.928	12.929	12.929	12.930	12.930	12.928					12.899 - 12.959	12.929

FORM VI
GC SEMI VOA INITIAL CALIBRATION DATA
EXTERNAL STANDARD CURVE EVALUATION

Lab Name: TestAmerica Canton Job No.: 240-21987-1 Analy Batch No.: 78295

SDG No.:

Instrument ID: A2HP3 GC Column: CLP-1 ID: 0.53(mm) Heated Purge: (Y/N) N

Calibration Start Date: 03/14/2013 14:20 Calibration End Date: 03/14/2013 16:00 Calibration ID: 14138

Calibration Files:

LEVEL:	LAB SAMPLE ID:	LAB FILE ID:
Level 1	STD 240-78295/13	P3031413.D
Level 2	STD 240-78295/14	P3031414.D
Level 3	STD 240-78295/15	P3031415.D
Level 4	STD 240-78295/16	P3031416.D
Level 5	STD 240-78295/17	P3031417.D
Level 6	STD 240-78295/18	P3031418.D

ANALYTE	CF				CURVE TYPE	COEFFICIENT			#	MIN CF	%RSD	#	MAX %RSD	R^2 OR COD	#	MIN R^2 OR COD
	LVL 1 LVL 5	LVL 2 LVL 6	LVL 3	LVL 4		B	M1	M2								
alpha-BHC	1544769800 1690692800	1524899800 1672417590	1644364640	1665099600	Ave		1623707372				4.4		20.0			
gamma-BHC (Lindane)	1417744400 1501926510	1378442900 1481973740	1468554520	1482578700	Ave		1455203462				3.2		20.0			
beta-BHC	678196400 600546050	624566600 590400845	615022400	602187540	Ave		618486639				5.1		20.0			
delta-BHC	1404369000 1552117740	1378180300 1534786665	1494198800	1517528980	Ave		1480196914				4.9		20.0			
Heptachlor	1288833600 1316203450	1237078800 1281109570	1297983120	1307145780	Ave		1288059053				2.2		20.0			
Aldrin	1350281400 1398310960	1289978400 1373043395	1370533640	1377777840	Ave		1359987606				2.8		20.0			
Heptachlor epoxide	1280655800 1236075190	1206356600 1200415095	1233572120	1222850640	Ave		1229987574				2.3		20.0			
gamma-Chlordane	1286423200 1294621690	1203639700 1290675280	1249806640	1255788880	Ave		1263492565				2.8		20.0			
alpha-Chlordane	1325189600 1306126340	1254470500 1294410275	1278767600	1279252660	Ave		1289702829				1.9		20.0			
Endosulfan I	1206226800 1162654990	1120315700 1129918135	1149599160	1147106020	Ave		1152636801				2.6		20.0			
4,4'-DDE	1240758800 1322668830	1184579600 1315693210	1252161800	1283169120	Ave		1266505227				4.1		20.0			
Dieldrin	1257225600 1308452920	1207129500 1279917105	1271915720	1285901660	Ave		1268423751				2.7		20.0			
Endrin	1196360800 1213622860	1144530800 1176253715	1200121440	1203943800	Ave		1189138903				2.1		20.0			
4,4'-DDD	945067600 1014758370	904031600 1012783375	964648160	980653040	Ave		970323691				4.4		20.0			
Endosulfan II	1138061000 1101688000	1063426300 1072290315	1100547240	1091431080	Ave		1094573989				2.4		20.0			

Note: The m1 coefficient is the same as Ave CF for an Ave curve type.

FORM VI
GC SEMI VOA INITIAL CALIBRATION DATA
EXTERNAL STANDARD CURVE EVALUATION

Lab Name: TestAmerica Canton Job No.: 240-21987-1 Analy Batch No.: 78295

SDG No.:

Instrument ID: A2HP3 GC Column: CLP-1 ID: 0.53(mm) Heated Purge: (Y/N) N

Calibration Start Date: 03/14/2013 14:20 Calibration End Date: 03/14/2013 16:00 Calibration ID: 14138

ANALYTE	CF				CURVE TYPE	COEFFICIENT			#	MIN CF	%RSD	#	MAX %RSD	R^2 OR COD	#	MIN R^2 OR COD
	LVL 1 LVL 5	LVL 2 LVL 6	LVL 3	LVL 4		B	M1	M2								
4,4'-DDT	911290800 958993380	861675100 963505760	908985640	928813980	Ave		922210777				4.1		20.0			
Endrin aldehyde	943808800 870453990	870258300 845513910	879537280	874618680	Ave		880698493				3.8		20.0			
Methoxychlor	509085400 440176890	473070400 430410895	460264440	455509000	Ave		461419504				6.0		20.0			
Endosulfan sulfate	1045223000 970494050	973968700 946241900	974521640	975919460	Ave		981061458				3.4		20.0			
Endrin ketone	1201932400 1137969370	1134181200 1098332050	1152991760	1142482520	Ave		1144648217				2.9		20.0			
Tetrachloro-m-xylene	1157227800 1084982200	1085397000 1064616540	1110185480	1098572060	Ave		1100163513				2.9		20.0			
DCB Decachlorobiphenyl	1090868000 909471330	989344400 889526895	954699080	927521040	Ave		960238458				7.6		20.0			

Note: The m1 coefficient is the same as Ave CF for an Ave curve type.

FORM VI
GC SEMI VOA INITIAL CALIBRATION DATA
EXTERNAL STANDARD RESPONSE AND CONCENTRATION

Lab Name: TestAmerica Canton Job No.: 240-21987-1 Analy Batch No.: 78295

SDG No.:

Instrument ID: A2HP3 GC Column: CLP-1 ID: 0.53(mm) Heated Purge: (Y/N) N

Calibration Start Date: 03/14/2013 14:20 Calibration End Date: 03/14/2013 16:00 Calibration ID: 14138

Calibration Files:

LEVEL:	LAB SAMPLE ID:	LAB FILE ID:
Level 1	STD 240-78295/13	P3031413.D
Level 2	STD 240-78295/14	P3031414.D
Level 3	STD 240-78295/15	P3031415.D
Level 4	STD 240-78295/16	P3031416.D
Level 5	STD 240-78295/17	P3031417.D
Level 6	STD 240-78295/18	P3031418.D

ANALYTE	CURVE TYPE	RESPONSE					CONCENTRATION (NG/UL)				
		LVL 1 LVL 6	LVL 2	LVL 3	LVL 4	LVL 5	LVL 1 LVL 6	LVL 2	LVL 3	LVL 4	LVL 5
alpha-BHC	Ave	7723849 334483518	15248998	41109116	83254980	169069280	0.00500 0.200	0.0100	0.0250	0.0500	0.100
gamma-BHC (Lindane)	Ave	7088722 296394748	13784429	36713863	74128935	150192651	0.00500 0.200	0.0100	0.0250	0.0500	0.100
beta-BHC	Ave	3390982 118080169	6245666	15375560	30109377	60054605	0.00500 0.200	0.0100	0.0250	0.0500	0.100
delta-BHC	Ave	7021845 306957333	13781803	37354970	75876449	155211774	0.00500 0.200	0.0100	0.0250	0.0500	0.100
Heptachlor	Ave	6444168 256221914	12370788	32449578	65357289	131620345	0.00500 0.200	0.0100	0.0250	0.0500	0.100
Aldrin	Ave	6751407 274608679	12899784	34263341	68888892	139831096	0.00500 0.200	0.0100	0.0250	0.0500	0.100
Heptachlor epoxide	Ave	6403279 240083019	12063566	30839303	61142532	123607519	0.00500 0.200	0.0100	0.0250	0.0500	0.100
gamma-Chlordane	Ave	6432116 258135056	12036397	31245166	62789444	129462169	0.00500 0.200	0.0100	0.0250	0.0500	0.100
alpha-Chlordane	Ave	6625948 258882055	12544705	31969190	63962633	130612634	0.00500 0.200	0.0100	0.0250	0.0500	0.100
Endosulfan I	Ave	6031134 225983627	11203157	28739979	57355301	116265499	0.00500 0.200	0.0100	0.0250	0.0500	0.100
4,4'-DDE	Ave	6203794 263138642	11845796	31304045	64158456	132266883	0.00500 0.200	0.0100	0.0250	0.0500	0.100
Dieldrin	Ave	6286128 255983421	12071295	31797893	64295083	130845292	0.00500 0.200	0.0100	0.0250	0.0500	0.100
Endrin	Ave	5981804 235250743	11445308	30003036	60197190	121362286	0.00500 0.200	0.0100	0.0250	0.0500	0.100
4,4'-DDD	Ave	4725338 202556675	9040316	24116204	49032652	101475837	0.00500 0.200	0.0100	0.0250	0.0500	0.100
Endosulfan II	Ave	5690305 214458063	10634263	27513681	54571554	110168800	0.00500 0.200	0.0100	0.0250	0.0500	0.100
4,4'-DDT	Ave	4556454 192701152	8616751	22724641	46440699	95899338	0.00500 0.200	0.0100	0.0250	0.0500	0.100

FORM VI
GC SEMI VOA INITIAL CALIBRATION DATA
EXTERNAL STANDARD RESPONSE AND CONCENTRATION

Lab Name: TestAmerica Canton Job No.: 240-21987-1 Analy Batch No.: 78295

SDG No.:

Instrument ID: A2HP3 GC Column: CLP-1 ID: 0.53(mm) Heated Purge: (Y/N) N

Calibration Start Date: 03/14/2013 14:20 Calibration End Date: 03/14/2013 16:00 Calibration ID: 14138

ANALYTE	CURVE TYPE	RESPONSE					CONCENTRATION (NG/UL)				
		LVL 1 LVL 6	LVL 2	LVL 3	LVL 4	LVL 5	LVL 1 LVL 6	LVL 2	LVL 3	LVL 4	LVL 5
Endrin aldehyde	Ave	4719044 169102782	8702583	21988432	43730934	87045399	0.00500 0.200	0.0100	0.0250	0.0500	0.100
Methoxychlor	Ave	2545427 86082179	4730704	11506611	22775450	44017689	0.00500 0.200	0.0100	0.0250	0.0500	0.100
Endosulfan sulfate	Ave	5226115 189248380	9739687	24363041	48795973	97049405	0.00500 0.200	0.0100	0.0250	0.0500	0.100
Endrin ketone	Ave	6009662 219666410	11341812	28824794	57124126	113796937	0.00500 0.200	0.0100	0.0250	0.0500	0.100
Tetrachloro-m-xylene	Ave	5786139 212923308	10853970	27754637	54928603	108498220	0.00500 0.200	0.0100	0.0250	0.0500	0.100
DCB Decachlorobiphenyl	Ave	5454340 177905379	9893444	23867477	46376052	90947133	0.00500 0.200	0.0100	0.0250	0.0500	0.100

Curve Type Legend:
Ave = Average

TestAmerica Canton
Target Compound Quantitation Report

Data File:	\\NCChrom\ChromData\A2HP3\20130314-17984.b\P3031413.D		
Lims ID:	STD AB L1	Client ID:	
Inject. Date:	14-Mar-2013 14:20:21	Dil. Factor:	1.0000
Sample Type:	IC	Calib Level:	1
Sample ID:	240-0017984-013		
Misc. Info.:			
Operator:	402582	Instrument ID:	A2HP3
Injection Vol:	1.0 ul	ALS Bottle#:	13
Lims Batch ID:	78295	Lims Sample ID:	13
Sublist:	chrom-PEST3*sub7		
Detector 1 :	GC ECD1A		
Detector 2 :	GC ecd2b		

Method:	\\NCChrom\ChromData\A2HP3\20130314-17984.b\PEST3.m		
Last Update:	15-Mar-2013 07:54:30	Calib Date:	14-Mar-2013 20:00:25
Quant Method:	External Standard	Quant By:	Initial Calibration
Last ICal File:	\\NCChrom\ChromData\A2HP3\20130314-17984.b\P3031430.D		
Limit Group:	GC 8081 D0D ICAL		
Integrator:	Falcon		
Column Type:		Column Dia:	
Process Host:	XAWRK032		

First Level Reviewer: shockr Date: 14-Mar-2013 14:44:49

Det	Sig	RT	EXP RT	DLT RT	Response	On-Col Amt ng/ul	Ratio Range	Ratio	Flags
$ 29 Tetrachloro-m-xylene									
1	100	3.565	3.565	0.000	5786139	0.005259			
2	100	4.180	4.180	0.000	3011824	0.004987			
						RPD = 5.32			
5 alpha-BHC									
1	100	4.255	4.255	0.000	7723849	0.004757			
2	100	5.068	5.068	0.000	3454865	0.004487			
						RPD = 5.83			
20 gamma-BHC (Lindane)									
1	100	4.643	4.643	0.000	7088722	0.004871			
2	100	5.688	5.688	0.000	3183529	0.004702			
						RPD = 3.54			
7 beta-BHC									
1	100	4.777	4.777	0.000	3390982	0.005483			
2	100	5.883	5.883	0.000	1601411	0.005416			
						RPD = 1.23			
11 delta-BHC									
1	100	4.998	4.999	-0.001	7021845	0.004744			
2	100	6.508	6.508	0.000	3208106	0.004612			
						RPD = 2.82			
22 Heptachlor									
1	100	5.293	5.293	0.000	6444168	0.005003			
2	100	6.579	6.580	-0.001	2883043	0.004945			
						RPD = 1.16			
4 Aldrin									
1	100	5.761	5.761	0.000	6751407	0.004964			
2	100	7.382	7.382	0.000	3202302	0.004808			
						RPD = 3.21			

Det	Sig	RT	EXP RT	DLT RT	Response	On-Col Amt ng/ul	Ratio Range	Ratio	Flags
23 Heptachlor epoxide									
1	100	7.038	7.039	-0.001	6403279	0.005206			
2	100	8.821	8.821	0.000	2933899	0.005047			
						RPD = 3.10			
21 gamma-Chlordane									
1	100	7.354	7.355	-0.001	6432116	0.005091			
2	100	9.211	9.210	0.001	2883307	0.004915			
						RPD = 3.51			
6 alpha-Chlordane									
1	100	7.695	7.695	0.000	6625948	0.005138			
2	100	9.513	9.511	0.002	3025984	0.004958			
						RPD = 3.56			
14 Endosulfan I									
1	100	7.967	7.965	0.002	6031134	0.005232			
2	100	9.577	9.578	-0.001	2669936	0.005025			
						RPD = 4.04			
2 4,4'-DDE									
1	100	8.060	8.060	0.000	6203794	0.004898			
2	100	9.940	9.940	0.000	2826430	0.004635			
						RPD = 5.53			
13 Dieldrin									
1	100	8.515	8.517	-0.002	6286128	0.004956			
2	100	10.093	10.092	0.001	2836740	0.004773			
						RPD = 3.77			
17 Endrin									
1	100	8.966	8.966	0.000	5981804	0.005030			
2	100	10.608	10.608	0.000	2601220	0.004855			
						RPD = 3.55			
1 4,4'-DDD									
1	100	9.318	9.318	0.000	4725338	0.004870			
2	100	10.930	10.930	0.000	2010016	0.004701			
						RPD = 3.52			
15 Endosulfan II									
1	100	9.411	9.411	0.000	5690305	0.005199			
2	100	10.975	10.975	0.000	2471875	0.005092			
						RPD = 2.08			
3 4,4'-DDT									
1	100	9.836	9.835	0.001	4556454	0.004941			
2	100	11.411	11.410	0.001	1917038	0.004847			
						RPD = 1.93			
18 Endrin aldehyde									
1	100	10.202	10.201	0.001	4719044	0.005358			
2	100	11.533	11.532	0.001	2051347	0.005192			
						RPD = 3.15			
27 Methoxychlor									
1	100	10.778	10.780	-0.002	2545427	0.005517			
2	100	12.487	12.487	0.000	1067535	0.005351			
						RPD = 3.05			

Det	Sig	RT	EXP RT	DLT RT	Response	On-Col Amt ng/ul	Ratio Range	Ratio	Flags
16 Endosulfan sulfate									
1	100	10.923	10.925	-0.002	5226115	0.005327			
2	100	11.949	11.948	0.001	2308704	0.005221			
						RPD = 2.02			
19 Endrin ketone									
1	100	11.323	11.322	0.001	6009662	0.005250			
2	100	12.700	12.699	0.001	2606409	0.005197			
						RPD = 1.02			
$ 10 DCB Decachlorobiphenyl									
1	100	12.928	12.929	-0.001	5454340	0.005680			
2	100	14.416	14.415	0.001	2781857	0.005787			
						RPD = 1.86			

Report Date: 15-Mar-2013 07:54:31 Chrom Revision: 2.0 01-Feb-2013 10:03:10

TestAmerica Canton

Data File:	\\NCChrom\ChromData\A2HP3\20130314-17984.b\P3031413.D		
Injection Date:	14-Mar-2013 14:20:21	Limit Group:	GC 8081 D0D ICAL
Client ID:		Instrument ID:	A2HP3
Lims Batch ID:	78295	Lims Sample ID:	13
Operator ID:	402582	Injection Vol:	1.0 ul
Column Type:		Column Dia:	

Y Scaling: Method Defined: Set to Absolute Y Value

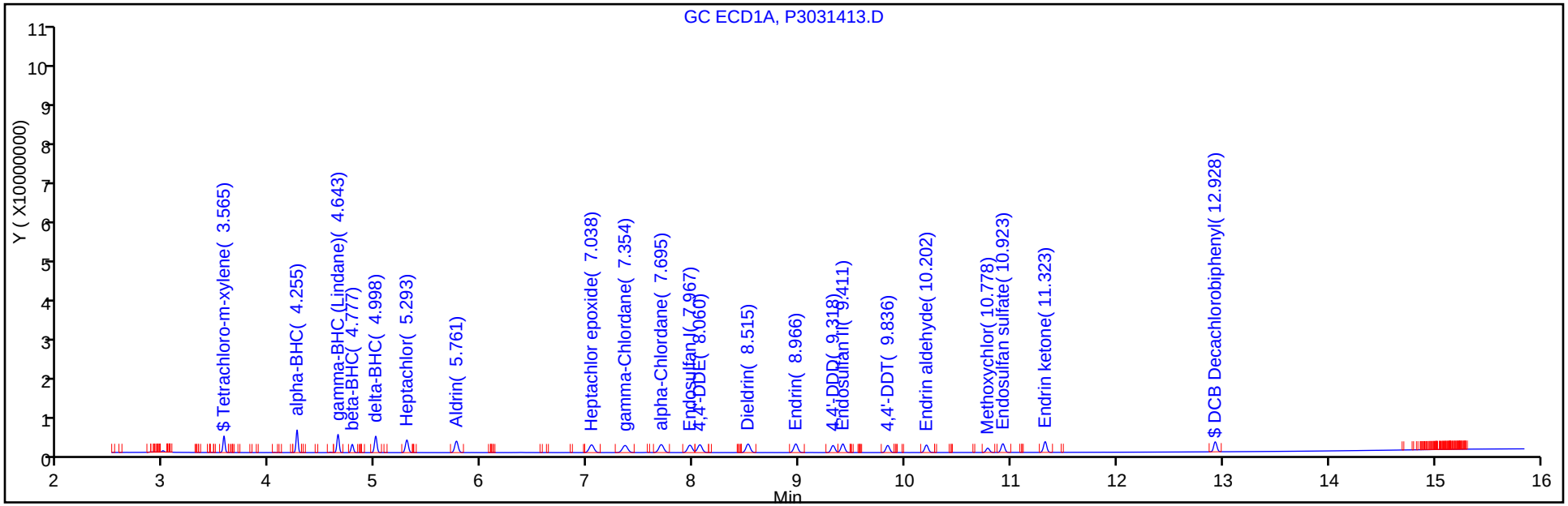

Y Scaling: Method Defined: Set to Absolute Y Value

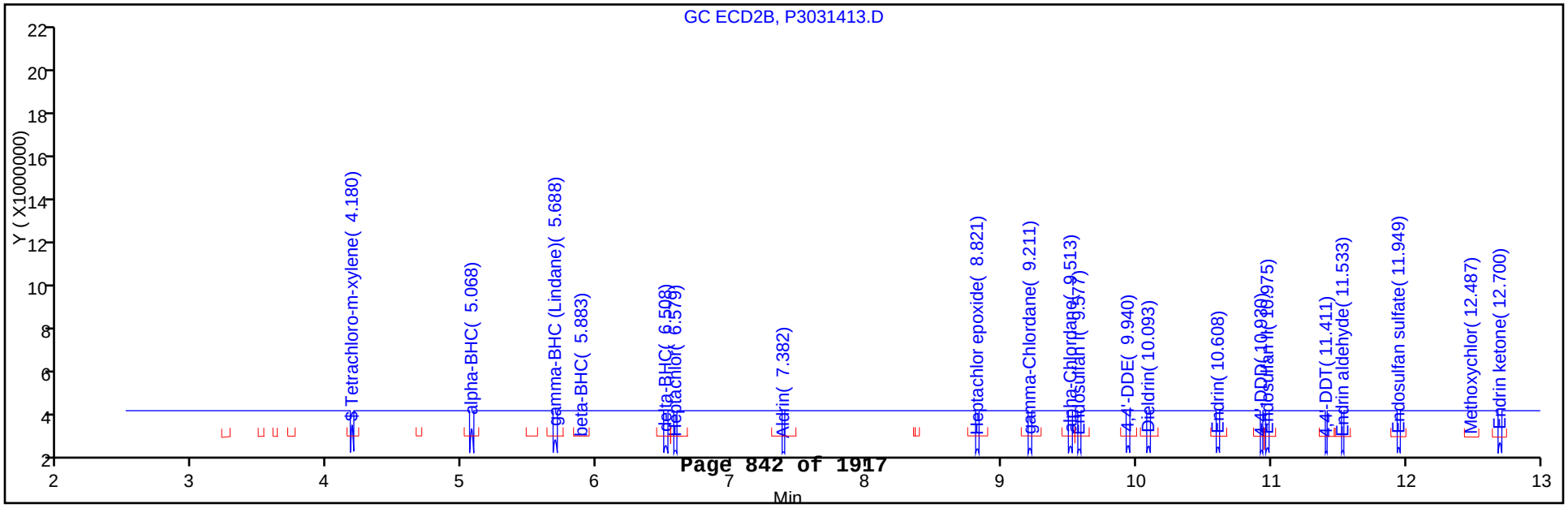

TestAmerica Canton
Target Compound Quantitation Report

Data File:	\\NCChrom\ChromData\A2HP3\20130314-17984.b\P3031414.D		
Lims ID:	STD AB L2	Client ID:	
Inject. Date:	14-Mar-2013 14:40:20	Dil. Factor:	1.0000
Sample Type:	IC	Calib Level:	2
Sample ID:	240-0017984-014		
Misc. Info.:			
Operator:	402582	Instrument ID:	A2HP3
Injection Vol:	1.0 ul	ALS Bottle#:	14
Lims Batch ID:	78295	Lims Sample ID:	14
Sublist:	chrom-PEST3*sub7		
Detector 1 :	GC ECD1A		
Detector 2 :	GC ecd2b		
Method:	\\NCChrom\ChromData\A2HP3\20130314-17984.b\PEST3.m		
Last Update:	15-Mar-2013 07:54:32	Calib Date:	14-Mar-2013 20:00:25
Quant Method:	External Standard	Quant By:	Initial Calibration
Last ICal File:	\\NCChrom\ChromData\A2HP3\20130314-17984.b\P3031430.D		
Limit Group:	GC 8081 D0D ICAL		
Integrator:	Falcon		
Column Type:		Column Dia:	
Process Host:	XAWRK032		

Det	Sig	RT	EXP RT	DLT RT	Response	On-Col Amt ng/ul	Ratio Range	Ratio	Flags
$ 29 Tetrachloro-m-xylene									
1	100	3.564	3.565	-0.001	10853970	0.009866			
2	100	4.179	4.180	-0.001	5702672	0.009442			
						RPD = 4.39			
5 alpha-BHC									
1	100	4.255	4.255	0.000	15248998	0.009391			
2	100	5.068	5.068	0.000	6853421	0.008901			
						RPD = 5.36			
20 gamma-BHC (Lindane)									
1	100	4.642	4.643	-0.001	13784429	0.009473			
2	100	5.686	5.688	-0.002	6168534	0.009111			
						RPD = 3.89			
7 beta-BHC									
1	100	4.777	4.777	0.000	6245666	0.0101			
2	100	5.883	5.883	0.000	2970864	0.0100			
						RPD = 0.51			
11 delta-BHC									
1	100	4.999	4.999	0.000	13781803	0.009311			
2	100	6.507	6.508	-0.001	6236042	0.008965			
						RPD = 3.79			
22 Heptachlor									
1	100	5.293	5.293	0.000	12370788	0.009604			
2	100	6.579	6.580	-0.001	5428603	0.009312			
						RPD = 3.09			
4 Aldrin									
1	100	5.761	5.761	0.000	12899784	0.009485			
2	100	7.381	7.382	-0.001	6142993	0.009223			
						RPD = 2.81			

Det	Sig	RT	EXP RT	DLT RT	Response	On-Col Amt ng/ul	Ratio Range	Ratio	Flags
23 Heptachlor epoxide									
1	100	7.038	7.039	-0.001	12063566	0.009808			
2	100	8.822	8.821	0.001	5518990	0.009494			
						RPD = 3.25			
21 gamma-Chlordane									
1	100	7.354	7.355	-0.001	12036397	0.009526			
2	100	9.213	9.210	0.003	5470133	0.009325			
						RPD = 2.13			
6 alpha-Chlordane									
1	100	7.696	7.695	0.001	12544705	0.009727			
2	100	9.512	9.511	0.001	5720847	0.009373			
						RPD = 3.70			
14 Endosulfan I									
1	100	7.967	7.965	0.002	11203157	0.009720			
2	100	9.579	9.578	0.001	5007678	0.009425			
						RPD = 3.08			
2 4,4'-DDE									
1	100	8.061	8.060	0.001	11845796	0.009353			
2	100	9.940	9.940	0.000	5500244	0.009019			
						RPD = 3.64			
13 Dieldrin									
1	100	8.518	8.517	0.001	12071295	0.009517			
2	100	10.092	10.092	0.000	5437292	0.009148			
						RPD = 3.95			
17 Endrin									
1	100	8.968	8.966	0.002	11445308	0.009625			
2	100	10.608	10.608	0.000	4964610	0.009266			
						RPD = 3.80			
1 4,4'-DDD									
1	100	9.319	9.318	0.001	9040316	0.009317			
2	100	10.929	10.930	-0.001	3843604	0.008990			
						RPD = 3.57			
15 Endosulfan II									
1	100	9.412	9.411	0.001	10634263	0.009715			
2	100	10.974	10.975	-0.001	4665020	0.009609			
						RPD = 1.10			
3 4,4'-DDT									
1	100	9.835	9.835	0.000	8616751	0.009344			
2	100	11.412	11.410	0.002	3637635	0.009196			
						RPD = 1.59			
18 Endrin aldehyde									
1	100	10.202	10.201	0.001	8702583	0.009881			
2	100	11.533	11.532	0.001	3823662	0.009678			
						RPD = 2.08			
27 Methoxychlor									
1	100	10.781	10.780	0.001	4730704	0.0103			
2	100	12.486	12.487	-0.001	2005309	0.0101			
						RPD = 1.99			

Det	Sig	RT	EXP RT	DLT RT	Response	On-Col Amt ng/ul	Ratio Range	Ratio	Flags
16 Endosulfan sulfate									
1	100	10.924	10.925	-0.001	9739687	0.0099			
2	100	11.949	11.948	0.001	4287527	0.009695			
						RPD = 2.37			
19 Endrin ketone									
1	100	11.321	11.322	-0.001	11341812	0.0099			
2	100	12.699	12.699	0.000	4880140	0.009730			
						RPD = 1.82			
$ 10 DCB Decachlorobiphenyl									
1	100	12.929	12.929	0.000	9893444	0.0103			
2	100	14.415	14.415	0.000	4961295	0.0103			
						RPD = 0.17			

Report Date: 15-Mar-2013 07:54:33 Chrom Revision: 2.0 01-Feb-2013 10:03:10

TestAmerica Canton

Data File:	\\NCChrom\ChromData\A2HP3\20130314-17984.b\P3031414.D		
Injection Date:	14-Mar-2013 14:40:20	Limit Group:	GC 8081 D0D ICAL
Client ID:		Instrument ID:	A2HP3
Lims Batch ID:	78295	Lims Sample ID:	14
Operator ID:	402582	Injection Vol:	1.0 ul
Column Type:		Column Dia:	

Y Scaling: Method Defined: Set to Absolute Y Value

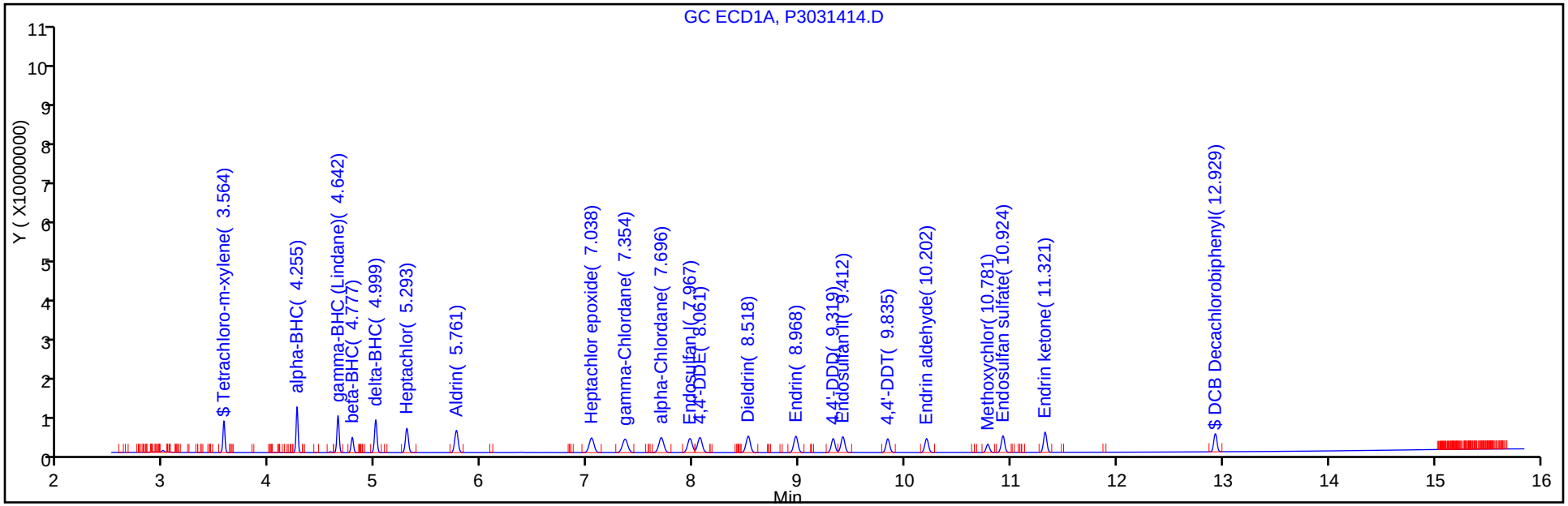

Y Scaling: Method Defined: Set to Absolute Y Value

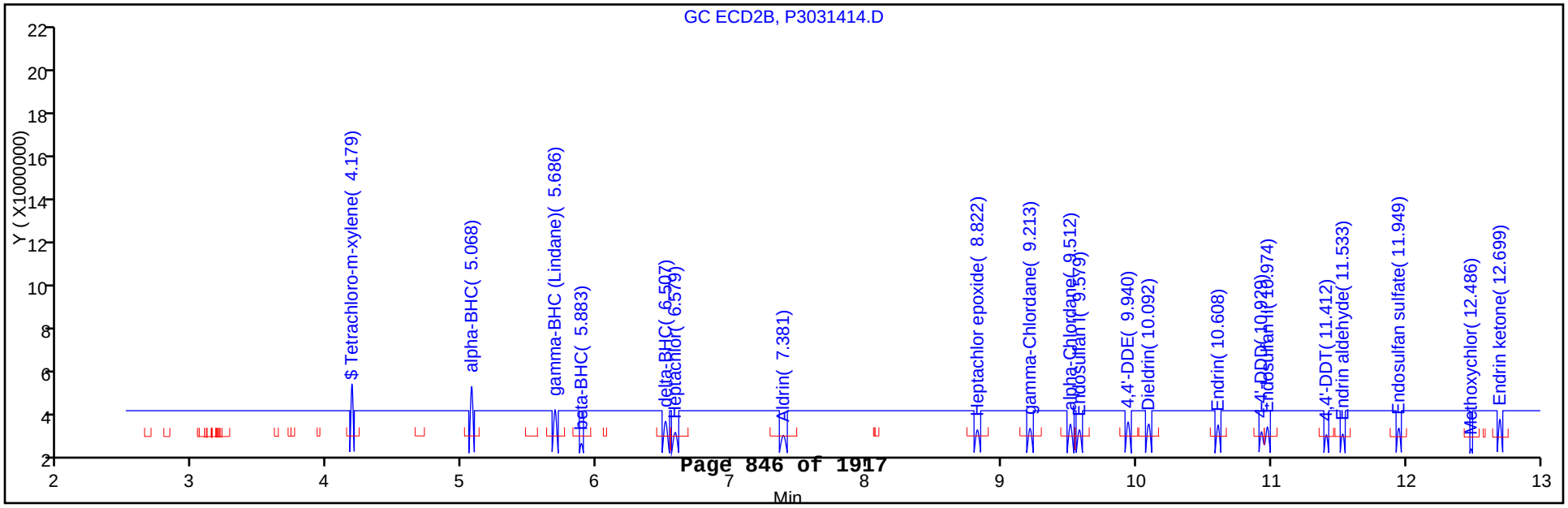

TestAmerica Canton
Target Compound Quantitation Report

Data File:	\\NCChrom\ChromData\A2HP3\20130314-17984.b\P3031415.D		
Lims ID:	STD AB L3	Client ID:	
Inject. Date:	14-Mar-2013 15:00:19	Dil. Factor:	1.0000
Sample Type:	ICRT	Calib Level:	3
Sample ID:	240-0017984-015		
Misc. Info.:			
Operator:	402582	Instrument ID:	A2HP3
Injection Vol:	1.0 ul	ALS Bottle#:	15
Lims Batch ID:	78295	Lims Sample ID:	15
Sublist:	chrom-PEST3*sub7		
Detector 1 :	GC ECD1A		
Detector 2 :	GC ecd2b		
Method:	\\NCChrom\ChromData\A2HP3\20130314-17984.b\PEST3.m		
Last Update:	15-Mar-2013 07:54:34	Calib Date:	14-Mar-2013 20:00:25
Quant Method:	External Standard	Quant By:	Initial Calibration
Last ICal File:	\\NCChrom\ChromData\A2HP3\20130314-17984.b\P3031430.D		
Limit Group:	GC 8081 D0D ICAL		
Integrator:	Falcon		
Column Type:		Column Dia:	
Process Host:	XAWRK032		

First Level Reviewer: shockr Date: 14-Mar-2013 15:41:02

Det	Sig	RT	EXP RT	DLT RT	Response	On-Col Amt ng/ul	Ratio Range	Ratio	Flags
$ 29 Tetrachloro-m-xylene									
1	100	3.565	3.565	0.000	27754637	0.0252			
2	100	4.180	4.180	0.000	14906362	0.0247			
						RPD = 2.19			
5 alpha-BHC									
1	100	4.255	4.255	0.000	41109116	0.0253			
2	100	5.068	5.068	0.000	18954736	0.0246			
						RPD = 2.80			
20 gamma-BHC (Lindane)									
1	100	4.643	4.643	0.000	36713863	0.0252			
2	100	5.688	5.688	0.000	16553033	0.0244			
						RPD = 3.14			
7 beta-BHC									
1	100	4.777	4.777	0.000	15375560	0.0249			
2	100	5.883	5.883	0.000	7291460	0.0247			
						RPD = 0.82			
11 delta-BHC									
1	100	4.999	4.999	0.000	37354970	0.0252			
2	100	6.508	6.508	0.000	16933296	0.0243			
						RPD = 3.61			
22 Heptachlor									
1	100	5.293	5.293	0.000	32449578	0.0252			
2	100	6.580	6.580	0.000	14236051	0.0244			
						RPD = 3.12			
4 Aldrin									
1	100	5.761	5.761	0.000	34263341	0.0252			
2	100	7.382	7.382	0.000	16200307	0.0243			
						RPD = 3.52			

Det	Sig	RT	EXP RT	DLT RT	Response	On-Col Amt ng/ul	Ratio Range	Ratio	Flags
23 Heptachlor epoxide									
1	100	7.039	7.039	0.000	30839303	0.0251			
2	100	8.821	8.821	0.000	14246942	0.0245			
						RPD = 2.28			
21 gamma-Chlordane									
1	100	7.355	7.355	0.000	31245166	0.0247			
2	100	9.210	9.210	0.000	14290617	0.0244			
						RPD = 1.50			
6 alpha-Chlordane									M
1	100	7.695	7.695	0.000	31969190	0.0248			M
2	100	9.511	9.511	0.000	14946818	0.0245			
						RPD = 1.21			
14 Endosulfan I									
1	100	7.965	7.965	0.000	28739979	0.0249			
2	100	9.578	9.578	0.000	12998289	0.0245			
						RPD = 1.90			
2 4,4'-DDE									
1	100	8.060	8.060	0.000	31304045	0.0247			
2	100	9.940	9.940	0.000	14909439	0.0244			
						RPD = 1.10			
13 Dieldrin									
1	100	8.517	8.517	0.000	31797893	0.0251			
2	100	10.092	10.092	0.000	14570978	0.0245			
						RPD = 2.24			
17 Endrin									
1	100	8.966	8.966	0.000	30003036	0.0252			
2	100	10.608	10.608	0.000	13183902	0.0246			
						RPD = 2.51			
1 4,4'-DDD									
1	100	9.318	9.318	0.000	24116204	0.0249			
2	100	10.930	10.930	0.000	10482730	0.0245			
						RPD = 1.36			
15 Endosulfan II									
1	100	9.411	9.411	0.000	27513681	0.0251			
2	100	10.975	10.975	0.000	11876887	0.0245			
						RPD = 2.71			
3 4,4'-DDT									
1	100	9.835	9.835	0.000	22724641	0.0246			
2	100	11.410	11.410	0.000	9589094	0.0242			
						RPD = 1.63			
18 Endrin aldehyde									
1	100	10.201	10.201	0.000	21988432	0.0250			
2	100	11.532	11.532	0.000	9668493	0.0245			
						RPD = 2.00			
27 Methoxychlor									
1	100	10.780	10.780	0.000	11506611	0.0249			
2	100	12.487	12.487	0.000	4949088	0.0248			
						RPD = 0.53			

Det	Sig	RT	EXP RT	DLT RT	Response	On-Col Amt ng/ul	Ratio Range	Ratio	Flags
16 Endosulfan sulfate									
1	100	10.925	10.925	0.000	24363041	0.0248			
2	100	11.948	11.948	0.000	10831997	0.0245			
						RPD = 1.38			
19 Endrin ketone									
1	100	11.322	11.322	0.000	28824794	0.0252			
2	100	12.699	12.699	0.000	12376918	0.0247			
						RPD = 2.02			
$ 10 DCB Decachlorobiphenyl									
1	100	12.929	12.929	0.000	23867477	0.0249			
2	100	14.415	14.415	0.000	11801499	0.0246			
						RPD = 1.23			

QC Flag Legend

Review Flags
M - Manually Integrated

Report Date: 15-Mar-2013 07:54:35 Chrom Revision: 2.0 01-Feb-2013 10:03:10

TestAmerica Canton

Data File:	\\NCChrom\ChromData\A2HP3\20130314-17984.b\P3031415.D		
Injection Date:	14-Mar-2013 15:00:19	Limit Group:	GC 8081 D0D ICAL
Client ID:		Instrument ID:	A2HP3
Lims Batch ID:	78295	Lims Sample ID:	15
Operator ID:	402582	Injection Vol:	1.0 ul
Column Type:		Column Dia:	

Y Scaling: Method Defined: Set to Absolute Y Value

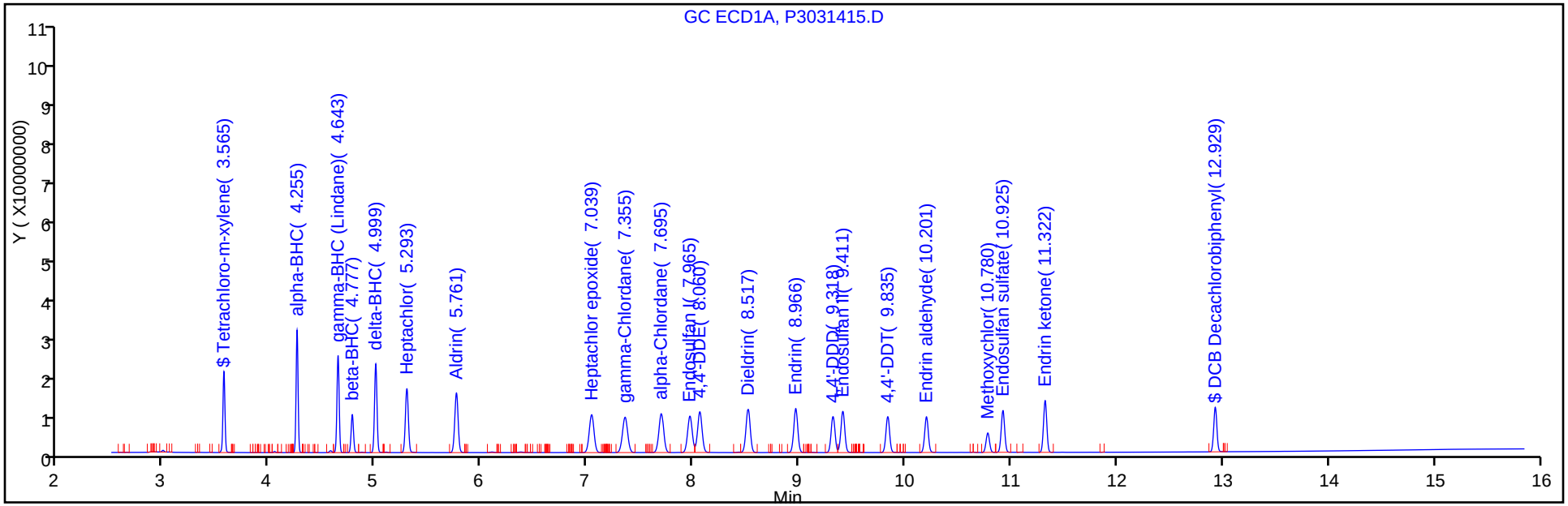

Y Scaling: Method Defined: Set to Absolute Y Value

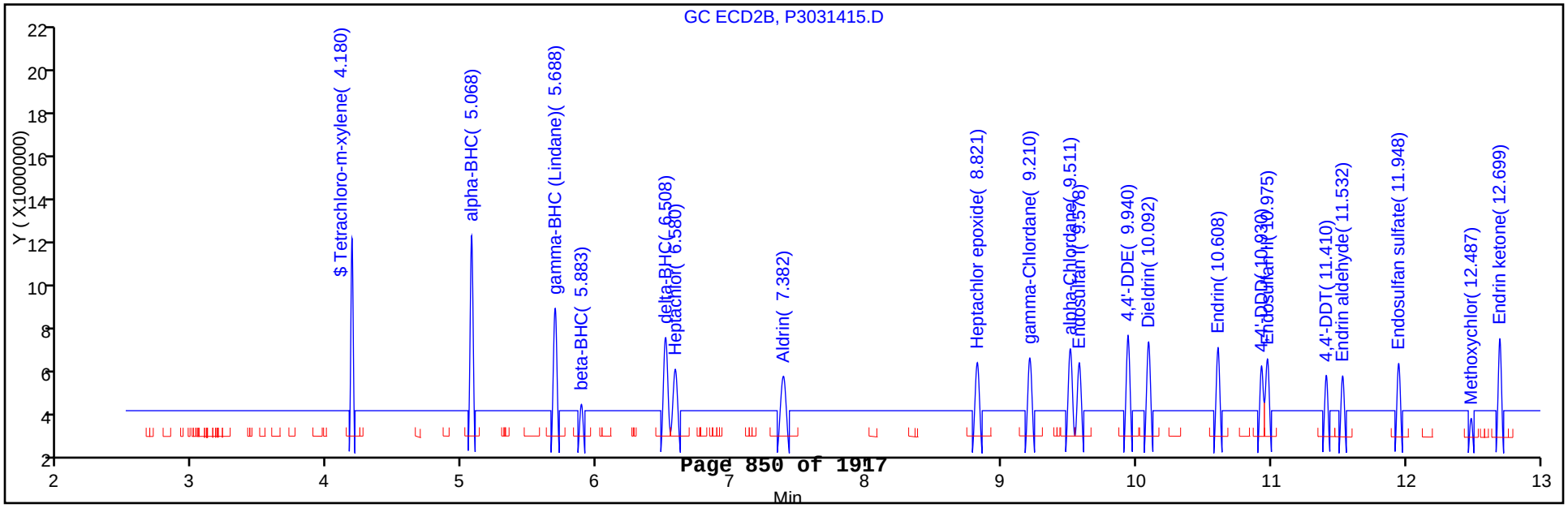

Report Date: 15-Mar-2013 07:54:35 Chrom Revision: 2.0 01-Feb-2013 10:03:10

Manual Integration/User Assign Peak Report

TestAmerica Canton

Data File:	\\NCChrom\ChromData\A2HP3\20130314-17984.b\P3031415.D		
Injection Date:	14-Mar-2013 15:00:19	Limit Group:	GC 8081 D0D ICAL
Client ID:		Instrument ID:	A2HP3
Lims Batch ID:	78295	Lims Sample ID:	15
Operator ID:	402582	Injection Vol:	1.0 ul
Column Type:		Column Dia:	

6 alpha-Chlordane, Signal: 1, Type: quant, RT: 7.69, Det: GC ECD1A

Processing Integration Results

RT: 7.69
Response: 15174928
Amount: 0.014286

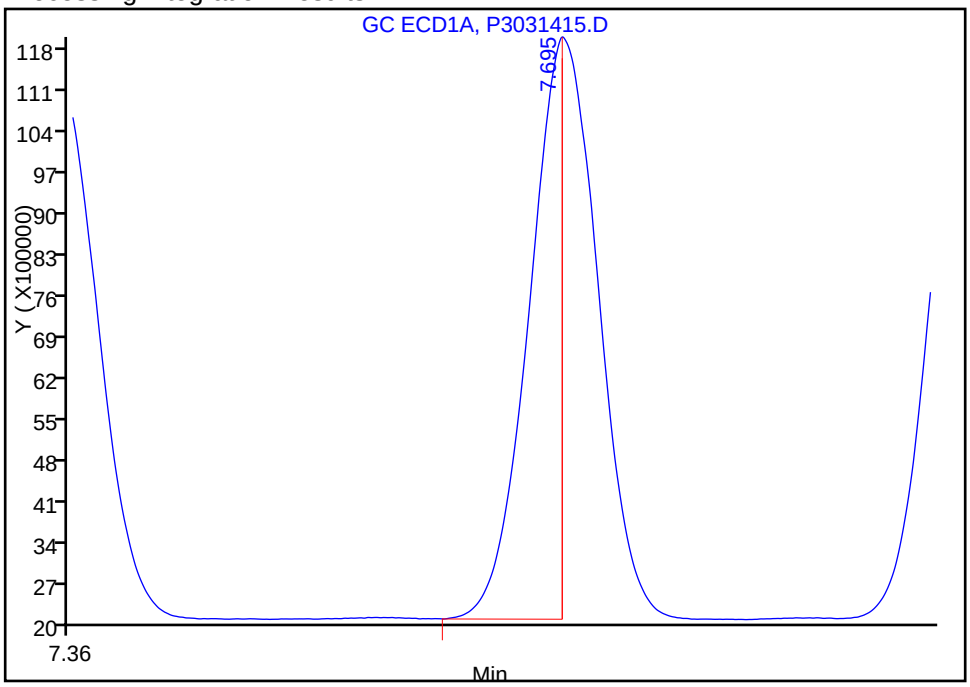

Manual Integration Results

RT: 7.69
Response: 31969190
Amount: 0.024788

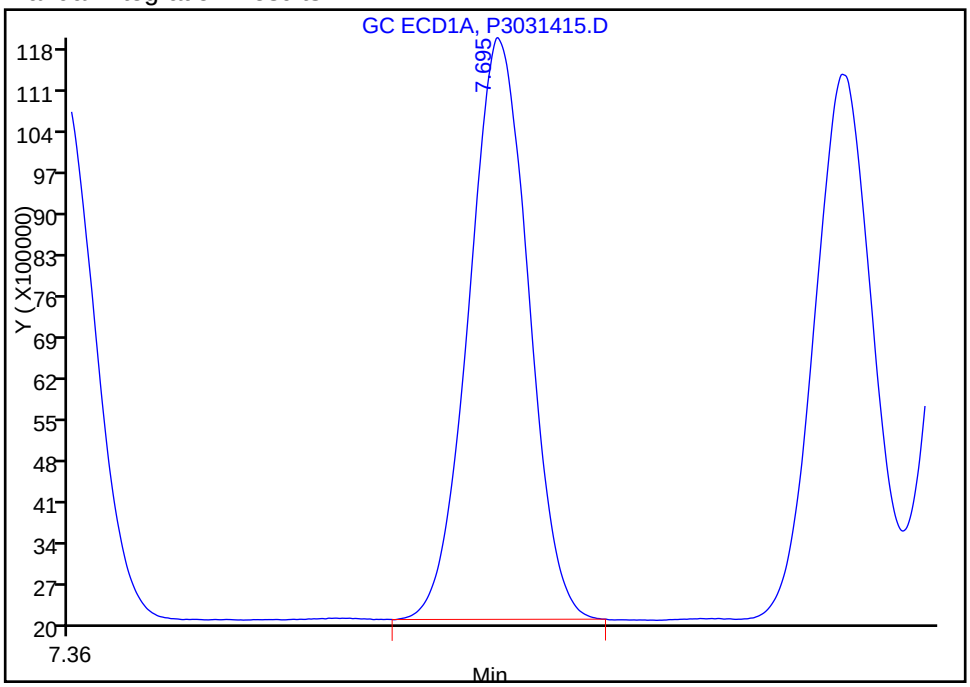

Reviewer: shockr, 14-Mar-2013 15:41:02
Audit Action: Manually Integrated
Audit Reason: Baseline Event

TestAmerica Canton
Target Compound Quantitation Report

Data File:	\\NCChrom\ChromData\A2HP3\20130314-17984.b\P3031416.D		
Lims ID:	STD AB L4	Client ID:	
Inject. Date:	14-Mar-2013 15:20:21	Dil. Factor:	1.0000
Sample Type:	IC	Calib Level:	4
Sample ID:	240-0017984-016		
Misc. Info.:			
Operator:	402582	Instrument ID:	A2HP3
Injection Vol:	1.0 ul	ALS Bottle#:	16
Lims Batch ID:	78295	Lims Sample ID:	16
Sublist:	chrom-PEST3*sub7		
Detector 1 :	GC ECD1A		
Detector 2 :	GC ecd2b		

Method:	\\NCChrom\ChromData\A2HP3\20130314-17984.b\PEST3.m		
Last Update:	15-Mar-2013 07:54:36	Calib Date:	14-Mar-2013 20:00:25
Quant Method:	External Standard	Quant By:	Initial Calibration
Last ICal File:	\\NCChrom\ChromData\A2HP3\20130314-17984.b\P3031430.D		
Limit Group:	GC 8081 D0D ICAL		
Integrator:	Falcon		
Column Type:		Column Dia:	
Process Host:	XAWRK032		

First Level Reviewer: shockr Date: 14-Mar-2013 16:05:12

Det	Sig	RT	EXP RT	DLT RT	Response	On-Col Amt ng/ul	Ratio Range	Ratio	Flags
$ 29 Tetrachloro-m-xylene									
1	100	3.564	3.565	-0.001	54928603	0.0499			
2	100	4.179	4.180	-0.001	30437726	0.0504			
						RPD = 0.94			
5 alpha-BHC									
1	100	4.255	4.255	0.000	83254980	0.0513			
2	100	5.068	5.068	0.000	39687017	0.0515			
						RPD = 0.53			
20 gamma-BHC (Lindane)									
1	100	4.643	4.643	0.000	74128935	0.0509			
2	100	5.687	5.688	-0.001	34332874	0.0507			
						RPD = 0.46			
7 beta-BHC									
1	100	4.777	4.777	0.000	30109377	0.0487			
2	100	5.882	5.883	-0.001	14280872	0.0483			
						RPD = 0.80			
11 delta-BHC									
1	100	4.998	4.999	-0.001	75876449	0.0513			
2	100	6.508	6.508	0.000	35380167	0.0509			
						RPD = 0.78			
22 Heptachlor									
1	100	5.293	5.293	0.000	65357289	0.0507			
2	100	6.579	6.580	-0.001	29140848	0.0500			
						RPD = 1.50			
4 Aldrin									
1	100	5.760	5.761	-0.001	68888892	0.0507			
2	100	7.380	7.382	-0.002	33339061	0.0501			
						RPD = 1.19			

Det	Sig	RT	EXP RT	DLT RT	Response	On-Col Amt ng/ul	Ratio Range	Ratio	Flags
23 Heptachlor epoxide									
1	100	7.038	7.039	-0.001	61142532	0.0497			
2	100	8.820	8.821	-0.001	28806716	0.0496			
						RPD = 0.31			
21 gamma-Chlordane									
1	100	7.353	7.355	-0.002	62789444	0.0497			
2	100	9.211	9.210	0.001	29175157	0.0497			
						RPD = 0.08			
6 alpha-Chlordane									
1	100	7.694	7.695	-0.001	63962633	0.0496			
2	100	9.510	9.511	-0.001	30210613	0.0495			
						RPD = 0.19			
14 Endosulfan I									
1	100	7.967	7.965	0.002	57355301	0.0498			
2	100	9.578	9.578	0.000	26468245	0.0498			
						RPD = 0.11			
2 4,4'-DDE									
1	100	8.060	8.060	0.000	64158456	0.0507			
2	100	9.940	9.940	0.000	31031644	0.0509			
						RPD = 0.45			
13 Dieldrin									
1	100	8.516	8.517	-0.001	64295083	0.0507			
2	100	10.092	10.092	0.000	30001382	0.0505			
						RPD = 0.42			
17 Endrin									
1	100	8.965	8.966	-0.001	60197190	0.0506			
2	100	10.606	10.608	-0.002	26944971	0.0503			
						RPD = 0.66			
1 4,4'-DDD									
1	100	9.319	9.318	0.001	49032652	0.0505			
2	100	10.928	10.930	-0.002	21704045	0.0508			
						RPD = 0.46			
15 Endosulfan II									
1	100	9.410	9.411	-0.001	54571554	0.0499			
2	100	10.974	10.975	-0.001	24090696	0.0496			
						RPD = 0.47			
3 4,4'-DDT									
1	100	9.834	9.835	-0.001	46440699	0.0504			
2	100	11.410	11.410	0.000	19827190	0.0501			
						RPD = 0.46			
18 Endrin aldehyde									
1	100	10.200	10.201	-0.001	43730934	0.0497			
2	100	11.532	11.532	0.000	19532823	0.0494			
						RPD = 0.43			
27 Methoxychlor									
1	100	10.780	10.780	0.000	22775450	0.0494			
2	100	12.486	12.487	-0.001	9817056	0.0492			
						RPD = 0.32			

Det	Sig	RT	EXP RT	DLT RT	Response	On-Col Amt ng/ul	Ratio Range	Ratio	Flags
16 Endosulfan sulfate									
1	100	10.923	10.925	-0.002	48795973	0.0497			
2	100	11.948	11.948	0.000	21745192	0.0492			
						RPD = 1.15			
19 Endrin ketone									
1	100	11.322	11.322	0.000	57124126	0.0499			
2	100	12.700	12.699	0.001	24790369	0.0494			
						RPD = 0.96			
$ 10 DCB Decachlorobiphenyl									
1	100	12.930	12.929	0.001	46376052	0.0483			
2	100	14.417	14.415	0.002	22823566	0.0475			
						RPD = 1.70			

Report Date: 15-Mar-2013 07:54:37 Chrom Revision: 2.0 01-Feb-2013 10:03:10

TestAmerica Canton

Data File: \\NCChrom\ChromData\A2HP3\20130314-17984.b\P3031416.D

Injection Date:	14-Mar-2013 15:20:21	Limit Group:	GC 8081 D0D ICAL
Client ID:		Instrument ID:	A2HP3
Lims Batch ID:	78295	Lims Sample ID:	16
Operator ID:	402582	Injection Vol:	1.0 ul
Column Type:		Column Dia:	

Y Scaling: Method Defined: Set to Absolute Y Value

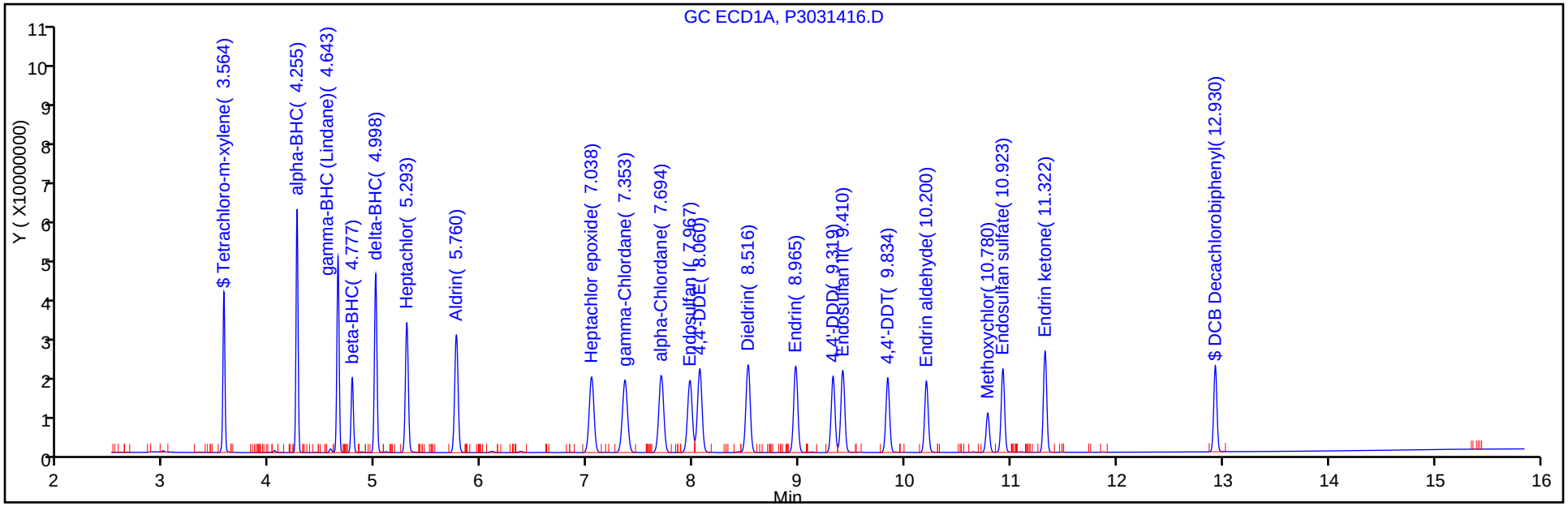

Y Scaling: Method Defined: Set to Absolute Y Value

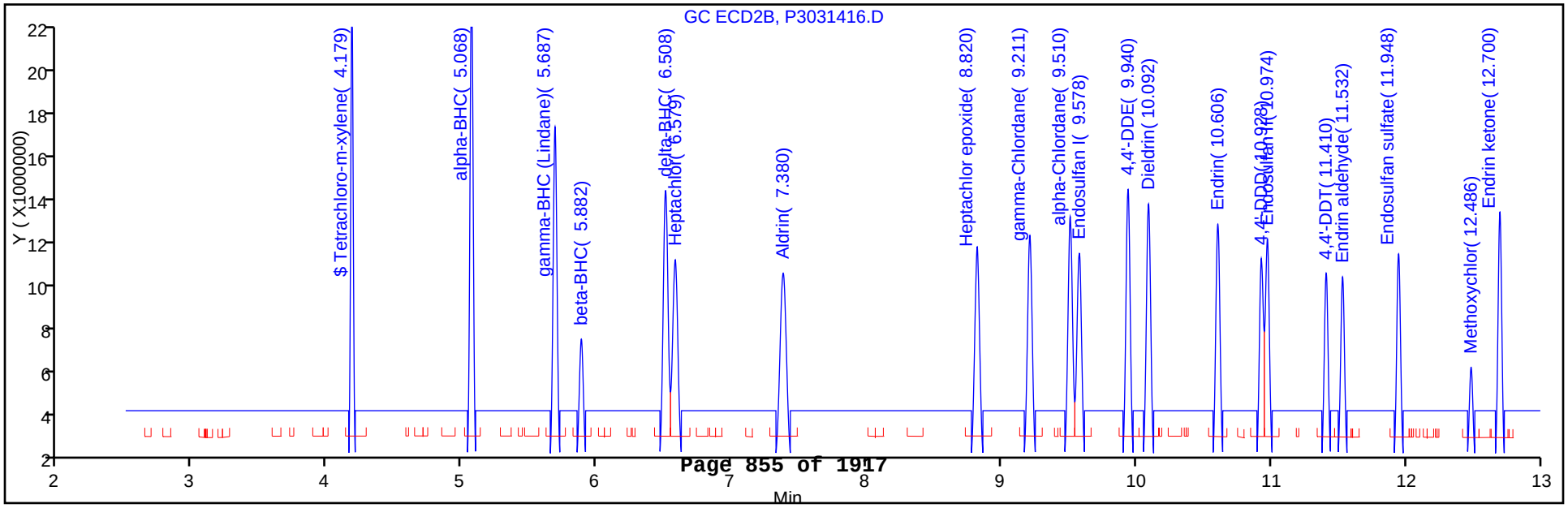

TestAmerica Canton
Target Compound Quantitation Report

Data File:	\\NCChrom\ChromData\A2HP3\20130314-17984.b\P3031417.D		
Lims ID:	STD AB L5	Client ID:	
Inject. Date:	14-Mar-2013 15:40:26	Dil. Factor:	1.0000
Sample Type:	IC	Calib Level:	5
Sample ID:	240-0017984-017		
Misc. Info.:			
Operator:	402582	Instrument ID:	A2HP3
Injection Vol:	1.0 ul	ALS Bottle#:	17
Lims Batch ID:	78295	Lims Sample ID:	17
Sublist:	chrom-PEST3*sub7		
Detector 1 :	GC ECD1A		
Detector 2 :	GC ecd2b		
Method:	\\NCChrom\ChromData\A2HP3\20130314-17984.b\PEST3.m		
Last Update:	15-Mar-2013 07:54:38	Calib Date:	14-Mar-2013 20:00:25
Quant Method:	External Standard	Quant By:	Initial Calibration
Last ICal File:	\\NCChrom\ChromData\A2HP3\20130314-17984.b\P3031430.D		
Limit Group:	GC 8081 D0D ICAL		
Integrator:	Falcon		
Column Type:		Column Dia:	
Process Host:	XAWRK032		

Det	Sig	RT	EXP RT	DLT RT	Response	On-Col Amt ng/ul	Ratio Range	Ratio	Flags
$ 29 Tetrachloro-m-xylene									
1	100	3.564	3.565	-0.001	108498220	0.0986			
2	100	4.179	4.180	-0.001	62181454	0.1030			
						RPD = 4.30			
5 alpha-BHC									
1	100	4.256	4.255	0.001	169069280	0.1041			
2	100	5.068	5.068	0.000	83756504	0.1088			
						RPD = 4.38			
20 gamma-BHC (Lindane)									
1	100	4.643	4.643	0.000	150192651	0.1032			
2	100	5.688	5.688	0.000	72308864	0.1068			
						RPD = 3.42			
7 beta-BHC									
1	100	4.777	4.777	0.000	60054605	0.0971			
2	100	5.883	5.883	0.000	28891924	0.0977			
						RPD = 0.62			
11 delta-BHC									
1	100	4.998	4.999	-0.001	155211774	0.1049			
2	100	6.508	6.508	0.000	75035996	0.1079			
						RPD = 2.83			
22 Heptachlor									
1	100	5.294	5.293	0.001	131620345	0.1022			
2	100	6.579	6.580	-0.001	60486311	0.1038			
						RPD = 1.53			
4 Aldrin									
1	100	5.761	5.761	0.000	139831096	0.1028			
2	100	7.381	7.382	-0.001	70399564	0.1057			
						RPD = 2.76			

Det	Sig	RT	EXP RT	DLT RT	Response	On-Col Amt ng/ul	Ratio Range	Ratio	Flags
23 Heptachlor epoxide									
1	100	7.038	7.039	-0.001	123607519	0.1005			
2	100	8.821	8.821	0.000	59935339	0.1031			
						RPD = 2.56			
21 gamma-Chlordane									
1	100	7.353	7.355	-0.002	129462169	0.1025			
2	100	9.213	9.210	0.003	61228950	0.1044			
						RPD = 1.85			
6 alpha-Chlordane									
1	100	7.697	7.695	0.002	130612634	0.1013			
2	100	9.513	9.511	0.002	63433868	0.1039			
						RPD = 2.59			
14 Endosulfan I									
1	100	7.967	7.965	0.002	116265499	0.1009			
2	100	9.578	9.578	0.000	54856402	0.1032			
						RPD = 2.33			
2 4,4'-DDE									
1	100	8.059	8.060	-0.001	132266883	0.1044			
2	100	9.941	9.940	0.001	65438107	0.1073			
						RPD = 2.71			
13 Dieldrin									
1	100	8.518	8.517	0.001	130845292	0.1032			
2	100	10.093	10.092	0.001	63014184	0.1060			
						RPD = 2.73			
17 Endrin									
1	100	8.966	8.966	0.000	121362286	0.1021			
2	100	10.608	10.608	0.000	56195128	0.1049			
						RPD = 2.73			
1 4,4'-DDD									
1	100	9.319	9.318	0.001	101475837	0.1046			
2	100	10.931	10.930	0.001	45380274	0.1061			
						RPD = 1.48			
15 Endosulfan II									
1	100	9.411	9.411	0.000	110168800	0.1006			
2	100	10.975	10.975	0.000	49795219	0.1026			
						RPD = 1.89			
3 4,4'-DDT									
1	100	9.837	9.835	0.002	95899338	0.1040			
2	100	11.411	11.410	0.001	41520195	0.1050			
						RPD = 0.94			
18 Endrin aldehyde									
1	100	10.201	10.201	0.000	87045399	0.0988			
2	100	11.533	11.532	0.001	39689339	0.1005			
						RPD = 1.63			
27 Methoxychlor									
1	100	10.780	10.780	0.000	44017689	0.0954			
2	100	12.487	12.487	0.000	19442887	0.0974			
						RPD = 2.13			

Det	Sig	RT	EXP RT	DLT RT	Response	On-Col Amt ng/ul	Ratio Range	Ratio	Flags
16 Endosulfan sulfate									
1	100	10.924	10.925	-0.001	97049405	0.0989			
2	100	11.949	11.948	0.001	44455758	0.1005			
						RPD = 1.61			
19 Endrin ketone									
1	100	11.323	11.322	0.001	113796937	0.0994			
2	100	12.700	12.699	0.001	50377770	0.1004			
						RPD = 1.03			
$ 10 DCB Decachlorobiphenyl									
1	100	12.930	12.929	0.001	90947133	0.0947			
2	100	14.416	14.415	0.001	45130190	0.0939			
						RPD = 0.88			

Report Date: 15-Mar-2013 07:54:38 Chrom Revision: 2.0 01-Feb-2013 10:03:10

TestAmerica Canton

Data File:	\\NCChrom\ChromData\A2HP3\20130314-17984.b\P3031417.D		
Injection Date:	14-Mar-2013 15:40:26	Limit Group:	GC 8081 D0D ICAL
Client ID:		Instrument ID:	A2HP3
Lims Batch ID:	78295	Lims Sample ID:	17
Operator ID:	402582	Injection Vol:	1.0 ul
Column Type:		Column Dia:	

Y Scaling: Method Defined: Set to Absolute Y Value

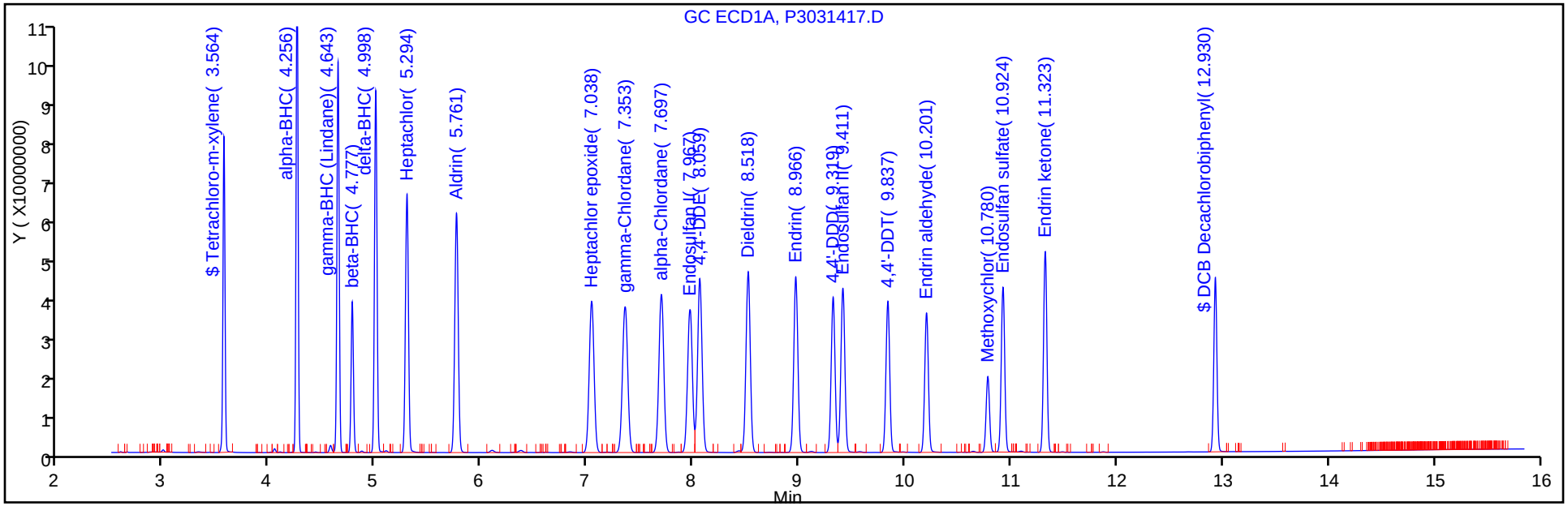

Y Scaling: Method Defined: Set to Absolute Y Value

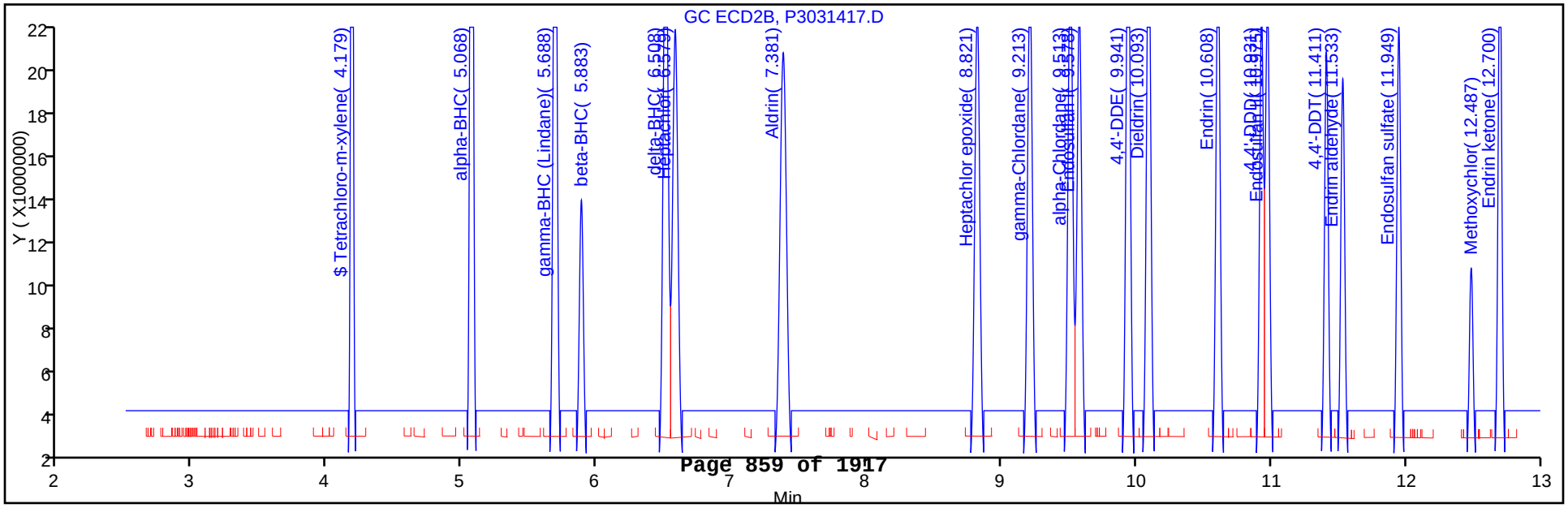

TestAmerica Canton
Target Compound Quantitation Report

Data File:	\\NCChrom\ChromData\A2HP3\20130314-17984.b\P3031418.D		
Lims ID:	STD AB L6	Client ID:	
Inject. Date:	14-Mar-2013 16:00:25	Dil. Factor:	1.0000
Sample Type:	IC	Calib Level:	6
Sample ID:	240-0017984-018		
Misc. Info.:			
Operator:	402582	Instrument ID:	A2HP3
Injection Vol:	1.0 ul	ALS Bottle#:	18
Lims Batch ID:	78295	Lims Sample ID:	18
Sublist:	chrom-PEST3*sub7		
Detector 1 :	GC ECD1A		
Detector 2 :	GC ecd2b		
Method:	\\NCChrom\ChromData\A2HP3\20130314-17984.b\PEST3.m		
Last Update:	15-Mar-2013 07:54:39	Calib Date:	14-Mar-2013 20:00:25
Quant Method:	External Standard	Quant By:	Initial Calibration
Last ICal File:	\\NCChrom\ChromData\A2HP3\20130314-17984.b\P3031430.D		
Limit Group:	GC 8081 D0D ICAL		
Integrator:	Falcon		
Column Type:		Column Dia:	
Process Host:	XAWRK032		

Det	Sig	RT	EXP RT	DLT RT	Response	On-Col Amt ng/ul	Ratio Range	Ratio	Flags
$ 29 Tetrachloro-m-xylene									
1	100	3.565	3.565	0.000	212923308	0.1935			
2	100	4.180	4.180	0.000	124861403	0.2067			
						RPD = 6.60			
5 alpha-BHC									
1	100	4.255	4.255	0.000	334483518	0.2060			
2	100	5.068	5.068	0.000	170744897	0.2218			
						RPD = 7.37			
20 gamma-BHC (Lindane)									
1	100	4.642	4.643	-0.001	296394748	0.2037			
2	100	5.688	5.688	0.000	147384358	0.2177			
						RPD = 6.65			
7 beta-BHC									
1	100	4.777	4.777	0.000	118080169	0.1909			
2	100	5.882	5.883	-0.001	58136075	0.1966			
						RPD = 2.93			
11 delta-BHC									
1	100	4.999	4.999	0.000	306957333	0.2074			
2	100	6.507	6.508	-0.001	154642052	0.2223			
						RPD = 6.95			
22 Heptachlor									
1	100	5.293	5.293	0.000	256221914	0.1989			
2	100	6.578	6.580	-0.002	124246413	0.2131			
						RPD = 6.90			
4 Aldrin									
1	100	5.761	5.761	0.000	274608679	0.2019			
2	100	7.381	7.382	-0.001	144590532	0.2171			
						RPD = 7.23			

Det	Sig	RT	EXP RT	DLT RT	Response	On-Col Amt ng/ul	Ratio Range	Ratio	Flags
23 Heptachlor epoxide									
1	100	7.038	7.039	-0.001	240083019	0.1952			
2	100	8.821	8.821	0.000	120775880	0.2078			
						RPD = 6.24			
21 gamma-Chlordane									
1	100	7.354	7.355	-0.001	258135056	0.2043			
2	100	9.212	9.210	0.002	125706508	0.2143			
						RPD = 4.77			
6 alpha-Chlordane									
1	100	7.697	7.695	0.002	258882055	0.2007			
2	100	9.511	9.511	0.000	129650177	0.2124			
						RPD = 5.66			
14 Endosulfan I									
1	100	7.967	7.965	0.002	225983627	0.1961			
2	100	9.580	9.578	0.002	111067818	0.2090			
						RPD = 6.41			
2 4,4'-DDE									
1	100	8.060	8.060	0.000	263138642	0.2078			
2	100	9.940	9.940	0.000	134480335	0.2205			
						RPD = 5.95			
13 Dieldrin									
1	100	8.517	8.517	0.000	255983421	0.2018			
2	100	10.093	10.092	0.001	128443491	0.2161			
						RPD = 6.84			
17 Endrin									
1	100	8.966	8.966	0.000	235250743	0.1978			
2	100	10.608	10.608	0.000	113969943	0.2127			
						RPD = 7.25			
1 4,4'-DDD									
1	100	9.320	9.318	0.002	202556675	0.2088			
2	100	10.930	10.930	0.000	94344525	0.2207			
						RPD = 5.55			
15 Endosulfan II									
1	100	9.411	9.411	0.000	214458063	0.1959			
2	100	10.975	10.975	0.000	99422834	0.2048			
						RPD = 4.43			
3 4,4'-DDT									
1	100	9.835	9.835	0.000	192701152	0.2090			
2	100	11.412	11.410	0.002	86159827	0.2178			
						RPD = 4.16			
18 Endrin aldehyde									
1	100	10.202	10.201	0.001	169102782	0.1920			
2	100	11.534	11.532	0.002	80703275	0.2043			
						RPD = 6.19			
27 Methoxychlor									
1	100	10.780	10.780	0.000	86082179	0.1866			
2	100	12.486	12.487	-0.001	38867941	0.1948			
						RPD = 4.33			

Det	Sig	RT	EXP RT	DLT RT	Response	On-Col Amt ng/ul	Ratio Range	Ratio	Flags
16 Endosulfan sulfate									
1	100	10.924	10.925	-0.001	189248380	0.1929			
2	100	11.949	11.948	0.001	90036300	0.2036			
						RPD = 5.39			
19 Endrin ketone									
1	100	11.321	11.322	-0.001	219666410	0.1919			
2	100	12.698	12.699	-0.001	101055206	0.2015			
						RPD = 4.87			
$ 10 DCB Decachlorobiphenyl									
1	100	12.928	12.929	-0.001	177905379	0.1853			
2	100	14.416	14.415	0.001	90371817	0.1880			
						RPD = 1.46			

Report Date: 15-Mar-2013 07:54:40 Chrom Revision: 2.0 01-Feb-2013 10:03:10

TestAmerica Canton

Data File:	\\NCChrom\ChromData\A2HP3\20130314-17984.b\P3031418.D		
Injection Date:	14-Mar-2013 16:00:25	Limit Group:	GC 8081 D0D ICAL
Client ID:		Instrument ID:	A2HP3
Lims Batch ID:	78295	Lims Sample ID:	18
Operator ID:	402582	Injection Vol:	1.0 ul
Column Type:		Column Dia:	

Y Scaling: Method Defined: Set to Absolute Y Value

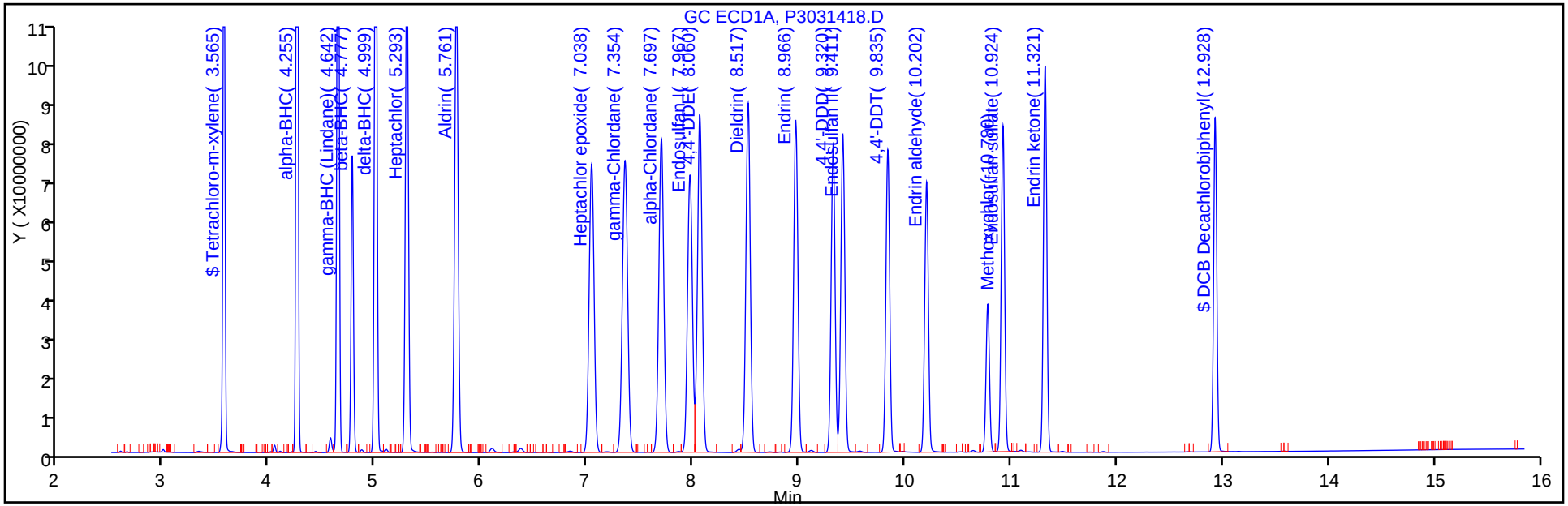

Y Scaling: Method Defined: Set to Absolute Y Value

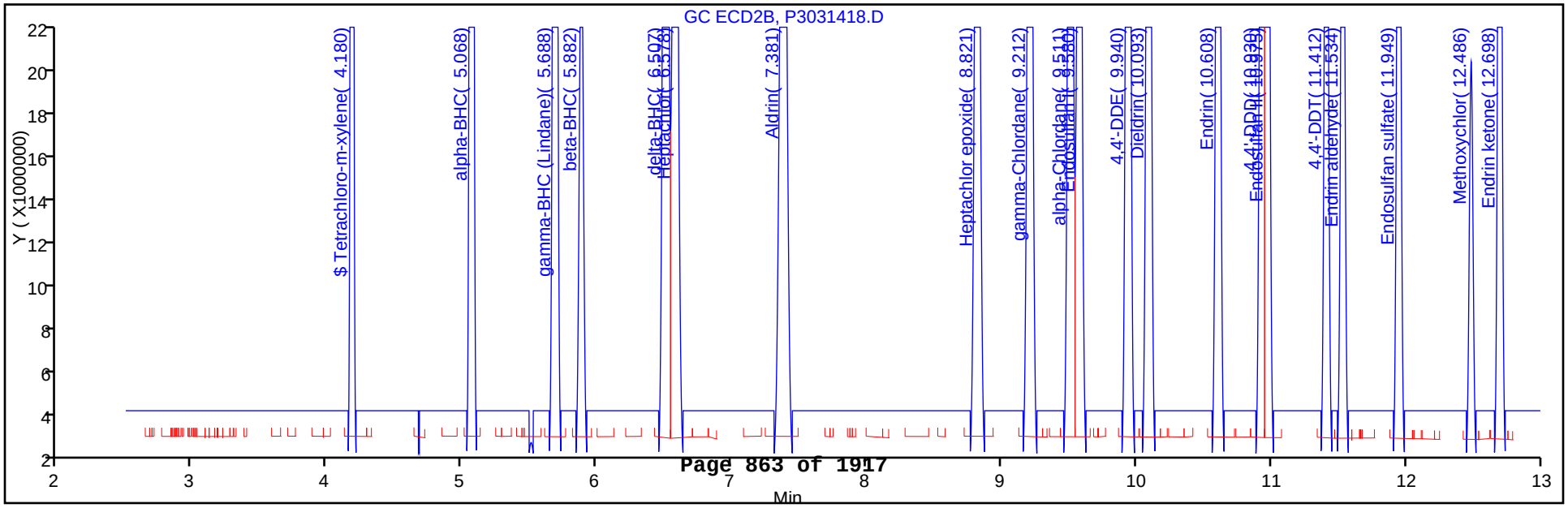

FORM VI
GC SEMI VOA INITIAL CALIBRATION DATA
EXTERNAL STANDARD RETENTION TIME SUMMARY

Lab Name: TestAmerica Canton Job No.: 240-21987-1 Analy Batch No.: 78295

SDG No.:

Instrument ID: A2HP3 GC Column: CLP-2 ID: 0.53(mm) Heated Purge: (Y/N) N

Calibration Start Date: 03/14/2013 14:20 Calibration End Date: 03/14/2013 16:00 Calibration ID: 14139

Calibration Files:

LEVEL:	LAB SAMPLE ID:	LAB FILE ID:
Level 1	STD 240-78295/13	P3031413.D
Level 2	STD 240-78295/14	P3031414.D
Level 3	STD 240-78295/15	P3031415.D
Level 4	STD 240-78295/16	P3031416.D
Level 5	STD 240-78295/17	P3031417.D
Level 6	STD 240-78295/18	P3031418.D

ANALYTE	LVL 1	LVL 2	LVL 3	LVL 4	LVL 5	LVL 6					RT WINDOW	AVG RT
alpha-BHC	5.068	5.068	5.068	5.068	5.068	5.068					5.038 - 5.098	5.068
gamma-BHC (Lindane)	5.688	5.686	5.688	5.687	5.688	5.688					5.658 - 5.718	5.688
beta-BHC	5.883	5.883	5.883	5.882	5.883	5.882					5.853 - 5.913	5.883
delta-BHC	6.508	6.507	6.508	6.508	6.508	6.507					6.478 - 6.538	6.508
Heptachlor	6.579	6.579	6.580	6.579	6.579	6.578					6.550 - 6.610	6.579
Aldrin	7.382	7.381	7.382	7.380	7.381	7.381					7.352 - 7.412	7.381
Heptachlor epoxide	8.821	8.822	8.821	8.820	8.821	8.821					8.791 - 8.851	8.821
gamma-Chlordane	9.211	9.213	9.210	9.211	9.213	9.212					9.180 - 9.240	9.212
alpha-Chlordane	9.513	9.512	9.511	9.510	9.513	9.511					9.481 - 9.541	9.512
Endosulfan I	9.577	9.579	9.578	9.578	9.578	9.580					9.548 - 9.608	9.578
4,4'-DDE	9.940	9.940	9.940	9.940	9.941	9.940					9.910 - 9.970	9.940
Dieldrin	10.093	10.092	10.092	10.092	10.093	10.093					10.062 - 10.122	10.093
Endrin	10.608	10.608	10.608	10.606	10.608	10.608					10.578 - 10.638	10.608
4,4'-DDD	10.930	10.929	10.930	10.928	10.931	10.930					10.900 - 10.960	10.930
Endosulfan II	10.975	10.974	10.975	10.974	10.975	10.975					10.945 - 11.005	10.975
4,4'-DDT	11.411	11.412	11.410	11.410	11.411	11.412					11.380 - 11.440	11.411
Endrin aldehyde	11.533	11.533	11.532	11.532	11.533	11.534					11.502 - 11.562	11.533
Endosulfan sulfate	11.949	11.949	11.948	11.948	11.949	11.949					11.918 - 11.978	11.949
Methoxychlor	12.487	12.486	12.487	12.486	12.487	12.486					12.457 - 12.517	12.487
Endrin ketone	12.700	12.699	12.699	12.700	12.700	12.698					12.669 - 12.729	12.699
Tetrachloro-m-xylene	4.180	4.179	4.180	4.179	4.179	4.180					4.150 - 4.210	4.180
DCB Decachlorobiphenyl	14.416	14.415	14.415	14.417	14.416	14.416					14.385 - 14.445	14.416

FORM VI
GC SEMI VOA INITIAL CALIBRATION DATA
EXTERNAL STANDARD CURVE EVALUATION

Lab Name: TestAmerica Canton Job No.: 240-21987-1 Analy Batch No.: 78295

SDG No.:

Instrument ID: A2HP3 GC Column: CLP-2 ID: 0.53(mm) Heated Purge: (Y/N) N

Calibration Start Date: 03/14/2013 14:20 Calibration End Date: 03/14/2013 16:00 Calibration ID: 14139

Calibration Files:

LEVEL:	LAB SAMPLE ID:	LAB FILE ID:
Level 1	STD 240-78295/13	P3031413.D
Level 2	STD 240-78295/14	P3031414.D
Level 3	STD 240-78295/15	P3031415.D
Level 4	STD 240-78295/16	P3031416.D
Level 5	STD 240-78295/17	P3031417.D
Level 6	STD 240-78295/18	P3031418.D

ANALYTE	CF				CURVE TYPE	COEFFICIENT			#	MIN CF	%RSD	#	MAX %RSD	R^2 OR COD	#	MIN R^2 OR COD
	LVL 1 LVL 5	LVL 2 LVL 6	LVL 3	LVL 4		B	M1	M2								
alpha-BHC	690973000 837565040	685342100 853724485	758189440	793740340	Ave		769922401				9.3		20.0			
gamma-BHC (Lindane)	636705800 723088640	616853400 736921790	662121320	686657480	Ave		677058072				7.0		20.0			
beta-BHC	320282200 288919240	297086400 290680375	291658400	285617440	Ave		295707343				4.3		20.0			
delta-BHC	641621200 750359960	623604200 773210260	677331840	707603340	Ave		695621800				8.5		20.0			
Heptachlor	576608600 604863110	542860300 621232065	569442040	582816960	Ave		582970513				4.7		20.0			
Aldrin	640460400 703995640	614299300 722952660	648012280	666781220	Ave		666083583				6.1		20.0			
Heptachlor epoxide	586779800 599353390	551899000 603879400	569877680	576134320	Ave		581320598				3.3		20.0			
gamma-Chlordane	576661400 612289500	547013300 628532540	571624680	583503140	Ave		586604093				5.0		20.0			
alpha-Chlordane	605196800 634338680	572084700 648250885	597872720	604212260	Ave		610326008				4.5		20.0			
Endosulfan I	533987200 548564020	500767800 555339090	519931560	529364900	Ave		531325762				3.7		20.0			
4,4'-DDE	565286000 654381070	550024400 672401675	596377560	620632880	Ave		609850598				8.0		20.0			
Dieldrin	567348000 630141840	543729200 642217455	582839120	600027640	Ave		594383876				6.3		20.0			
Endrin	520244000 561951280	496461000 569849715	527356080	538899420	Ave		535793583				5.1		20.0			
4,4'-DDD	402003200 453802740	384360400 471722625	419309200	434080900	Ave		427546511				7.6		20.0			
Endosulfan II	494375000 497952190	466502000 497114170	475075480	481813920	Ave		485472127				2.7		20.0			

Note: The m1 coefficient is the same as Ave CF for an Ave curve type.

FORM VI
GC SEMI VOA INITIAL CALIBRATION DATA
EXTERNAL STANDARD CURVE EVALUATION

Lab Name: TestAmerica Canton Job No.: 240-21987-1 Analy Batch No.: 78295

SDG No.:

Instrument ID: A2HP3 GC Column: CLP-2 ID: 0.53(mm) Heated Purge: (Y/N) N

Calibration Start Date: 03/14/2013 14:20 Calibration End Date: 03/14/2013 16:00 Calibration ID: 14139

ANALYTE	CF				CURVE TYPE	COEFFICIENT			#	MIN CF	%RSD	#	MAX %RSD	R^2 OR COD	#	MIN R^2 OR COD
	LVL 1 LVL 5	LVL 2 LVL 6	LVL 3	LVL 4		B	M1	M2								
4,4'-DDT	383407600 415201950	363763500 430799135	383563760	396543800	Ave		395546624				6.1		20.0			
Endrin aldehyde	410269400 396893390	382366200 403516375	386739720	390656460	Ave		395073591				2.7		20.0			
Endosulfan sulfate	461740800 444557580	428752700 450181500	433279880	434903840	Ave		442236050				2.8		20.0			
Methoxychlor	213507000 194428870	200530900 194339705	197963520	196341120	Ave		199518519				3.6		20.0			
Endrin ketone	521281800 503777700	488014000 505276030	495076720	495807380	Ave		501538938				2.3		20.0			
Tetrachloro-m-xylene	602364800 621814540	570267200 624307015	596254480	608754520	Ave		603960426				3.3		20.0			
DCB Decachlorobiphenyl	556371400 451301900	496129500 451859085	472059960	456471320	Ave		480698861				8.5		20.0			

Note: The m1 coefficient is the same as Ave CF for an Ave curve type.

FORM VI
GC SEMI VOA INITIAL CALIBRATION DATA
EXTERNAL STANDARD RESPONSE AND CONCENTRATION

Lab Name: TestAmerica Canton Job No.: 240-21987-1 Analy Batch No.: 78295

SDG No.:

Instrument ID: A2HP3 GC Column: CLP-2 ID: 0.53(mm) Heated Purge: (Y/N) N

Calibration Start Date: 03/14/2013 14:20 Calibration End Date: 03/14/2013 16:00 Calibration ID: 14139

Calibration Files:

LEVEL:	LAB SAMPLE ID:	LAB FILE ID:
Level 1	STD 240-78295/13	P3031413.D
Level 2	STD 240-78295/14	P3031414.D
Level 3	STD 240-78295/15	P3031415.D
Level 4	STD 240-78295/16	P3031416.D
Level 5	STD 240-78295/17	P3031417.D
Level 6	STD 240-78295/18	P3031418.D

ANALYTE	CURVE TYPE	RESPONSE					CONCENTRATION (NG/UL)				
		LVL 1 LVL 6	LVL 2	LVL 3	LVL 4	LVL 5	LVL 1 LVL 6	LVL 2	LVL 3	LVL 4	LVL 5
alpha-BHC	Ave	3454865 170744897	6853421	18954736	39687017	83756504	0.00500 0.200	0.0100	0.0250	0.0500	0.100
gamma-BHC (Lindane)	Ave	3183529 147384358	6168534	16553033	34332874	72308864	0.00500 0.200	0.0100	0.0250	0.0500	0.100
beta-BHC	Ave	1601411 58136075	2970864	7291460	14280872	28891924	0.00500 0.200	0.0100	0.0250	0.0500	0.100
delta-BHC	Ave	3208106 154642052	6236042	16933296	35380167	75035996	0.00500 0.200	0.0100	0.0250	0.0500	0.100
Heptachlor	Ave	2883043 124246413	5428603	14236051	29140848	60486311	0.00500 0.200	0.0100	0.0250	0.0500	0.100
Aldrin	Ave	3202302 144590532	6142993	16200307	33339061	70399564	0.00500 0.200	0.0100	0.0250	0.0500	0.100
Heptachlor epoxide	Ave	2933899 120775880	5518990	14246942	28806716	59935339	0.00500 0.200	0.0100	0.0250	0.0500	0.100
gamma-Chlordane	Ave	2883307 125706508	5470133	14290617	29175157	61228950	0.00500 0.200	0.0100	0.0250	0.0500	0.100
alpha-Chlordane	Ave	3025984 129650177	5720847	14946818	30210613	63433868	0.00500 0.200	0.0100	0.0250	0.0500	0.100
Endosulfan I	Ave	2669936 111067818	5007678	12998289	26468245	54856402	0.00500 0.200	0.0100	0.0250	0.0500	0.100
4,4'-DDE	Ave	2826430 134480335	5500244	14909439	31031644	65438107	0.00500 0.200	0.0100	0.0250	0.0500	0.100
Dieldrin	Ave	2836740 128443491	5437292	14570978	30001382	63014184	0.00500 0.200	0.0100	0.0250	0.0500	0.100
Endrin	Ave	2601220 113969943	4964610	13183902	26944971	56195128	0.00500 0.200	0.0100	0.0250	0.0500	0.100
4,4'-DDD	Ave	2010016 94344525	3843604	10482730	21704045	45380274	0.00500 0.200	0.0100	0.0250	0.0500	0.100
Endosulfan II	Ave	2471875 99422834	4665020	11876887	24090696	49795219	0.00500 0.200	0.0100	0.0250	0.0500	0.100
4,4'-DDT	Ave	1917038 86159827	3637635	9589094	19827190	41520195	0.00500 0.200	0.0100	0.0250	0.0500	0.100

FORM VI
GC SEMI VOA INITIAL CALIBRATION DATA
EXTERNAL STANDARD RESPONSE AND CONCENTRATION

Lab Name: TestAmerica Canton Job No.: 240-21987-1 Analy Batch No.: 78295

SDG No.:

Instrument ID: A2HP3 GC Column: CLP-2 ID: 0.53(mm) Heated Purge: (Y/N) N

Calibration Start Date: 03/14/2013 14:20 Calibration End Date: 03/14/2013 16:00 Calibration ID: 14139

ANALYTE	CURVE TYPE	RESPONSE					CONCENTRATION (NG/UL)				
		LVL 1 LVL 6	LVL 2	LVL 3	LVL 4	LVL 5	LVL 1 LVL 6	LVL 2	LVL 3	LVL 4	LVL 5
Endrin aldehyde	Ave	2051347 80703275	3823662	9668493	19532823	39689339	0.00500 0.200	0.0100	0.0250	0.0500	0.100
Endosulfan sulfate	Ave	2308704 90036300	4287527	10831997	21745192	44455758	0.00500 0.200	0.0100	0.0250	0.0500	0.100
Methoxychlor	Ave	1067535 38867941	2005309	4949088	9817056	19442887	0.00500 0.200	0.0100	0.0250	0.0500	0.100
Endrin ketone	Ave	2606409 101055206	4880140	12376918	24790369	50377770	0.00500 0.200	0.0100	0.0250	0.0500	0.100
Tetrachloro-m-xylene	Ave	3011824 124861403	5702672	14906362	30437726	62181454	0.00500 0.200	0.0100	0.0250	0.0500	0.100
DCB Decachlorobiphenyl	Ave	2781857 90371817	4961295	11801499	22823566	45130190	0.00500 0.200	0.0100	0.0250	0.0500	0.100

Curve Type Legend:
Ave = Average

TestAmerica Canton
Target Compound Quantitation Report

Data File:	\\NCChrom\ChromData\A2HP3\20130314-17984.b\P3031413.D		
Lims ID:	STD AB L1	Client ID:	
Inject. Date:	14-Mar-2013 14:20:21	Dil. Factor:	1.0000
Sample Type:	IC	Calib Level:	1
Sample ID:	240-0017984-013		
Misc. Info.:			
Operator:	402582	Instrument ID:	A2HP3
Injection Vol:	1.0 ul	ALS Bottle#:	13
Lims Batch ID:	78295	Lims Sample ID:	13
Sublist:	chrom-PEST3*sub7		
Detector 1 :	GC ECD1A		
Detector 2 :	GC ecd2b		

Method:	\\NCChrom\ChromData\A2HP3\20130314-17984.b\PEST3.m		
Last Update:	15-Mar-2013 07:54:30	Calib Date:	14-Mar-2013 20:00:25
Quant Method:	External Standard	Quant By:	Initial Calibration
Last ICal File:	\\NCChrom\ChromData\A2HP3\20130314-17984.b\P3031430.D		
Limit Group:	GC 8081 D0D ICAL		
Integrator:	Falcon		
Column Type:		Column Dia:	
Process Host:	XAWRK032		

First Level Reviewer: shockr Date: 14-Mar-2013 14:44:49

Det	Sig	RT	EXP RT	DLT RT	Response	On-Col Amt ng/ul	Ratio Range	Ratio	Flags
$ 29 Tetrachloro-m-xylene									
1	100	3.565	3.565	0.000	5786139	0.005259			
2	100	4.180	4.180	0.000	3011824	0.004987			
						RPD = 5.32			
5 alpha-BHC									
1	100	4.255	4.255	0.000	7723849	0.004757			
2	100	5.068	5.068	0.000	3454865	0.004487			
						RPD = 5.83			
20 gamma-BHC (Lindane)									
1	100	4.643	4.643	0.000	7088722	0.004871			
2	100	5.688	5.688	0.000	3183529	0.004702			
						RPD = 3.54			
7 beta-BHC									
1	100	4.777	4.777	0.000	3390982	0.005483			
2	100	5.883	5.883	0.000	1601411	0.005416			
						RPD = 1.23			
11 delta-BHC									
1	100	4.998	4.999	-0.001	7021845	0.004744			
2	100	6.508	6.508	0.000	3208106	0.004612			
						RPD = 2.82			
22 Heptachlor									
1	100	5.293	5.293	0.000	6444168	0.005003			
2	100	6.579	6.580	-0.001	2883043	0.004945			
						RPD = 1.16			
4 Aldrin									
1	100	5.761	5.761	0.000	6751407	0.004964			
2	100	7.382	7.382	0.000	3202302	0.004808			
						RPD = 3.21			

Det	Sig	RT	EXP RT	DLT RT	Response	On-Col Amt ng/ul	Ratio Range	Ratio	Flags
23 Heptachlor epoxide									
1	100	7.038	7.039	-0.001	6403279	0.005206			
2	100	8.821	8.821	0.000	2933899	0.005047			
						RPD = 3.10			
21 gamma-Chlordane									
1	100	7.354	7.355	-0.001	6432116	0.005091			
2	100	9.211	9.210	0.001	2883307	0.004915			
						RPD = 3.51			
6 alpha-Chlordane									
1	100	7.695	7.695	0.000	6625948	0.005138			
2	100	9.513	9.511	0.002	3025984	0.004958			
						RPD = 3.56			
14 Endosulfan I									
1	100	7.967	7.965	0.002	6031134	0.005232			
2	100	9.577	9.578	-0.001	2669936	0.005025			
						RPD = 4.04			
2 4,4'-DDE									
1	100	8.060	8.060	0.000	6203794	0.004898			
2	100	9.940	9.940	0.000	2826430	0.004635			
						RPD = 5.53			
13 Dieldrin									
1	100	8.515	8.517	-0.002	6286128	0.004956			
2	100	10.093	10.092	0.001	2836740	0.004773			
						RPD = 3.77			
17 Endrin									
1	100	8.966	8.966	0.000	5981804	0.005030			
2	100	10.608	10.608	0.000	2601220	0.004855			
						RPD = 3.55			
1 4,4'-DDD									
1	100	9.318	9.318	0.000	4725338	0.004870			
2	100	10.930	10.930	0.000	2010016	0.004701			
						RPD = 3.52			
15 Endosulfan II									
1	100	9.411	9.411	0.000	5690305	0.005199			
2	100	10.975	10.975	0.000	2471875	0.005092			
						RPD = 2.08			
3 4,4'-DDT									
1	100	9.836	9.835	0.001	4556454	0.004941			
2	100	11.411	11.410	0.001	1917038	0.004847			
						RPD = 1.93			
18 Endrin aldehyde									
1	100	10.202	10.201	0.001	4719044	0.005358			
2	100	11.533	11.532	0.001	2051347	0.005192			
						RPD = 3.15			
27 Methoxychlor									
1	100	10.778	10.780	-0.002	2545427	0.005517			
2	100	12.487	12.487	0.000	1067535	0.005351			
						RPD = 3.05			

Det	Sig	RT	EXP RT	DLT RT	Response	On-Col Amt ng/ul	Ratio Range	Ratio	Flags
16 Endosulfan sulfate									
1	100	10.923	10.925	-0.002	5226115	0.005327			
2	100	11.949	11.948	0.001	2308704	0.005221			
						RPD = 2.02			
19 Endrin ketone									
1	100	11.323	11.322	0.001	6009662	0.005250			
2	100	12.700	12.699	0.001	2606409	0.005197			
						RPD = 1.02			
$ 10 DCB Decachlorobiphenyl									
1	100	12.928	12.929	-0.001	5454340	0.005680			
2	100	14.416	14.415	0.001	2781857	0.005787			
						RPD = 1.86			

Report Date: 15-Mar-2013 07:54:31 Chrom Revision: 2.0 01-Feb-2013 10:03:10

TestAmerica Canton

Data File:	\\NCChrom\ChromData\A2HP3\20130314-17984.b\P3031413.D		
Injection Date:	14-Mar-2013 14:20:21	Limit Group:	GC 8081 D0D ICAL
Client ID:		Instrument ID:	A2HP3
Lims Batch ID:	78295	Lims Sample ID:	13
Operator ID:	402582	Injection Vol:	1.0 ul
Column Type:		Column Dia:	

Y Scaling: Method Defined: Set to Absolute Y Value

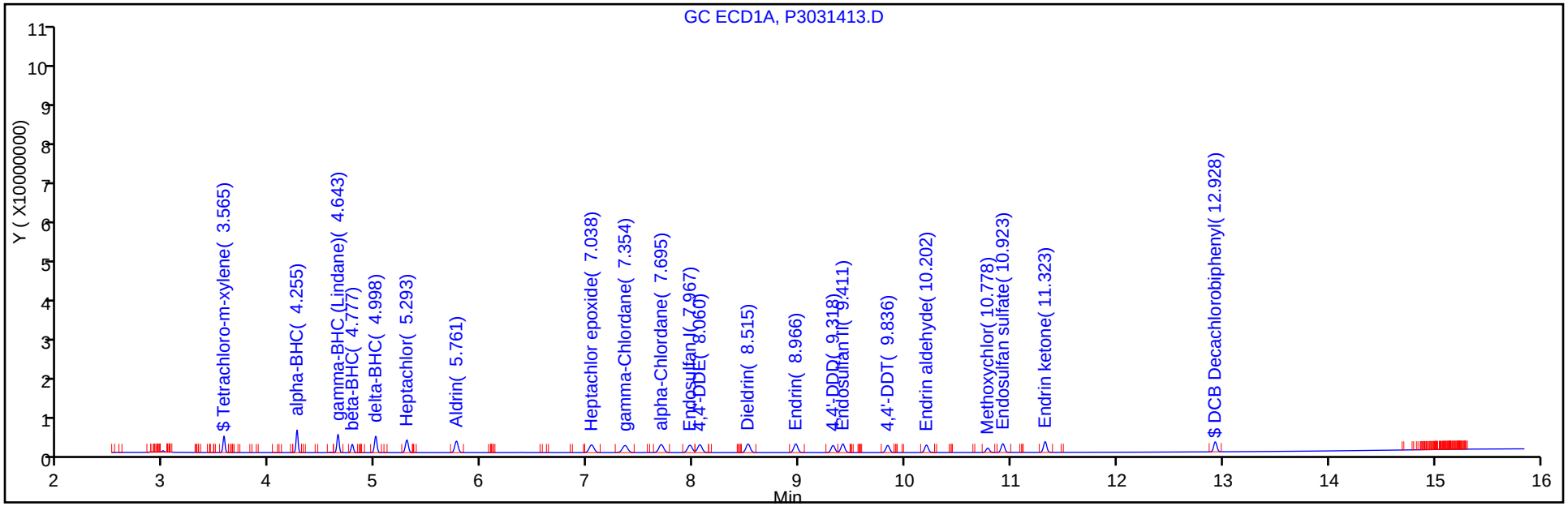

Y Scaling: Method Defined: Set to Absolute Y Value

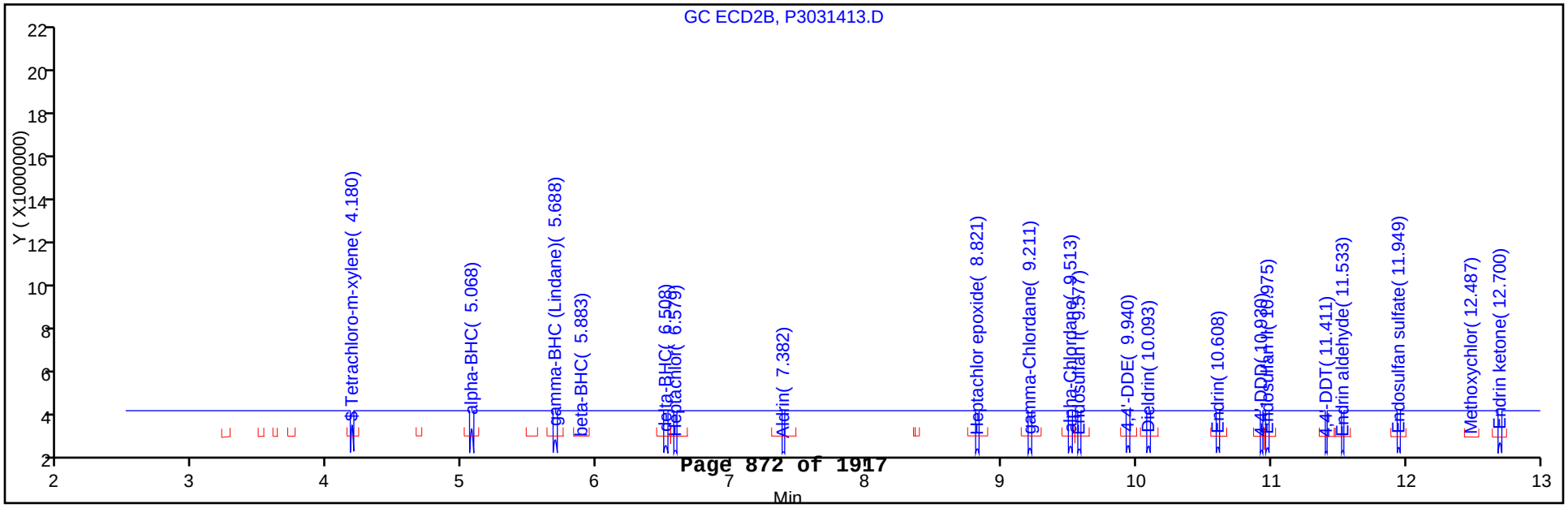

TestAmerica Canton
Target Compound Quantitation Report

Data File:	\\NCChrom\ChromData\A2HP3\20130314-17984.b\P3031414.D		
Lims ID:	STD AB L2	Client ID:	
Inject. Date:	14-Mar-2013 14:40:20	Dil. Factor:	1.0000
Sample Type:	IC	Calib Level:	2
Sample ID:	240-0017984-014		
Misc. Info.:			
Operator:	402582	Instrument ID:	A2HP3
Injection Vol:	1.0 ul	ALS Bottle#:	14
Lims Batch ID:	78295	Lims Sample ID:	14
Sublist:	chrom-PEST3*sub7		
Detector 1 :	GC ECD1A		
Detector 2 :	GC ecd2b		
Method:	\\NCChrom\ChromData\A2HP3\20130314-17984.b\PEST3.m		
Last Update:	15-Mar-2013 07:54:32	Calib Date:	14-Mar-2013 20:00:25
Quant Method:	External Standard	Quant By:	Initial Calibration
Last ICal File:	\\NCChrom\ChromData\A2HP3\20130314-17984.b\P3031430.D		
Limit Group:	GC 8081 D0D ICAL		
Integrator:	Falcon		
Column Type:		Column Dia:	
Process Host:	XAWRK032		

Det	Sig	RT	EXP RT	DLT RT	Response	On-Col Amt ng/ul	Ratio Range	Ratio	Flags
$ 29 Tetrachloro-m-xylene									
1	100	3.564	3.565	-0.001	10853970	0.009866			
2	100	4.179	4.180	-0.001	5702672	0.009442			
						RPD = 4.39			
5 alpha-BHC									
1	100	4.255	4.255	0.000	15248998	0.009391			
2	100	5.068	5.068	0.000	6853421	0.008901			
						RPD = 5.36			
20 gamma-BHC (Lindane)									
1	100	4.642	4.643	-0.001	13784429	0.009473			
2	100	5.686	5.688	-0.002	6168534	0.009111			
						RPD = 3.89			
7 beta-BHC									
1	100	4.777	4.777	0.000	6245666	0.0101			
2	100	5.883	5.883	0.000	2970864	0.0100			
						RPD = 0.51			
11 delta-BHC									
1	100	4.999	4.999	0.000	13781803	0.009311			
2	100	6.507	6.508	-0.001	6236042	0.008965			
						RPD = 3.79			
22 Heptachlor									
1	100	5.293	5.293	0.000	12370788	0.009604			
2	100	6.579	6.580	-0.001	5428603	0.009312			
						RPD = 3.09			
4 Aldrin									
1	100	5.761	5.761	0.000	12899784	0.009485			
2	100	7.381	7.382	-0.001	6142993	0.009223			
						RPD = 2.81			

Det	Sig	RT	EXP RT	DLT RT	Response	On-Col Amt ng/ul	Ratio Range	Ratio	Flags
23 Heptachlor epoxide									
1	100	7.038	7.039	-0.001	12063566	0.009808			
2	100	8.822	8.821	0.001	5518990	0.009494			
						RPD = 3.25			
21 gamma-Chlordane									
1	100	7.354	7.355	-0.001	12036397	0.009526			
2	100	9.213	9.210	0.003	5470133	0.009325			
						RPD = 2.13			
6 alpha-Chlordane									
1	100	7.696	7.695	0.001	12544705	0.009727			
2	100	9.512	9.511	0.001	5720847	0.009373			
						RPD = 3.70			
14 Endosulfan I									
1	100	7.967	7.965	0.002	11203157	0.009720			
2	100	9.579	9.578	0.001	5007678	0.009425			
						RPD = 3.08			
2 4,4'-DDE									
1	100	8.061	8.060	0.001	11845796	0.009353			
2	100	9.940	9.940	0.000	5500244	0.009019			
						RPD = 3.64			
13 Dieldrin									
1	100	8.518	8.517	0.001	12071295	0.009517			
2	100	10.092	10.092	0.000	5437292	0.009148			
						RPD = 3.95			
17 Endrin									
1	100	8.968	8.966	0.002	11445308	0.009625			
2	100	10.608	10.608	0.000	4964610	0.009266			
						RPD = 3.80			
1 4,4'-DDD									
1	100	9.319	9.318	0.001	9040316	0.009317			
2	100	10.929	10.930	-0.001	3843604	0.008990			
						RPD = 3.57			
15 Endosulfan II									
1	100	9.412	9.411	0.001	10634263	0.009715			
2	100	10.974	10.975	-0.001	4665020	0.009609			
						RPD = 1.10			
3 4,4'-DDT									
1	100	9.835	9.835	0.000	8616751	0.009344			
2	100	11.412	11.410	0.002	3637635	0.009196			
						RPD = 1.59			
18 Endrin aldehyde									
1	100	10.202	10.201	0.001	8702583	0.009881			
2	100	11.533	11.532	0.001	3823662	0.009678			
						RPD = 2.08			
27 Methoxychlor									
1	100	10.781	10.780	0.001	4730704	0.0103			
2	100	12.486	12.487	-0.001	2005309	0.0101			
						RPD = 1.99			

Det	Sig	RT	EXP RT	DLT RT	Response	On-Col Amt ng/ul	Ratio Range	Ratio	Flags
16 Endosulfan sulfate									
1	100	10.924	10.925	-0.001	9739687	0.0099			
2	100	11.949	11.948	0.001	4287527	0.009695			
						RPD = 2.37			
19 Endrin ketone									
1	100	11.321	11.322	-0.001	11341812	0.0099			
2	100	12.699	12.699	0.000	4880140	0.009730			
						RPD = 1.82			
$ 10 DCB Decachlorobiphenyl									
1	100	12.929	12.929	0.000	9893444	0.0103			
2	100	14.415	14.415	0.000	4961295	0.0103			
						RPD = 0.17			

Report Date: 15-Mar-2013 07:54:33 Chrom Revision: 2.0 01-Feb-2013 10:03:10

TestAmerica Canton

Data File:	\\NCChrom\ChromData\A2HP3\20130314-17984.b\P3031414.D		
Injection Date:	14-Mar-2013 14:40:20	Limit Group:	GC 8081 D0D ICAL
Client ID:		Instrument ID:	A2HP3
Lims Batch ID:	78295	Lims Sample ID:	14
Operator ID:	402582	Injection Vol:	1.0 ul
Column Type:		Column Dia:	

Y Scaling: Method Defined: Set to Absolute Y Value

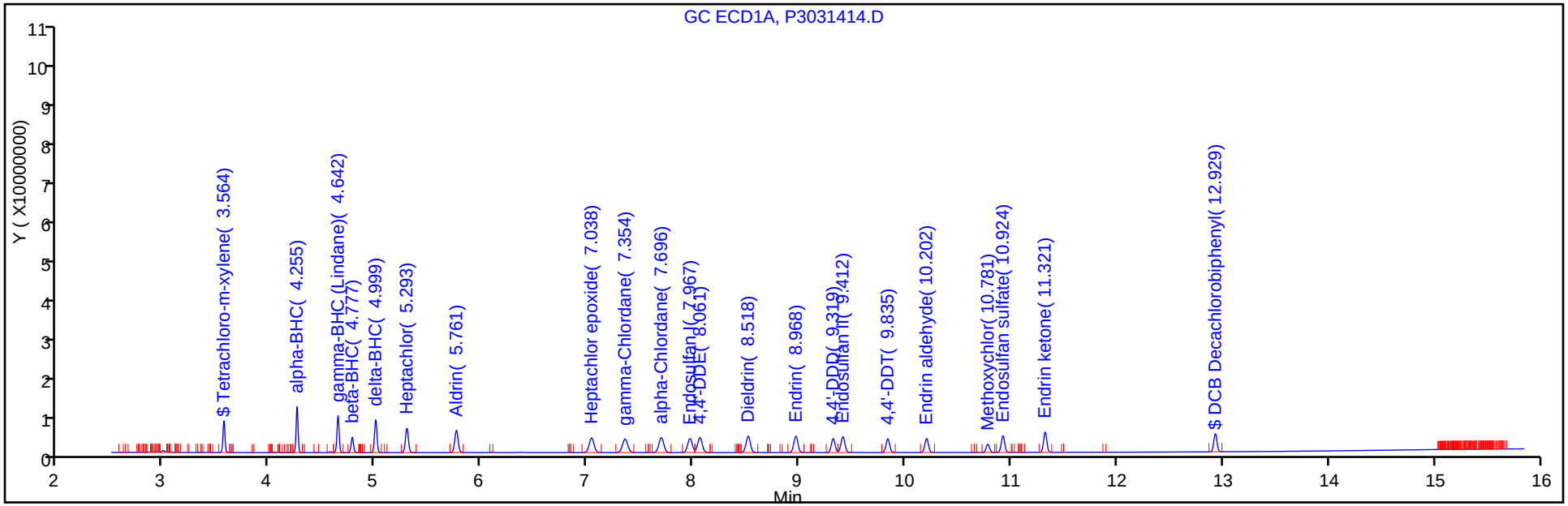

Y Scaling: Method Defined: Set to Absolute Y Value

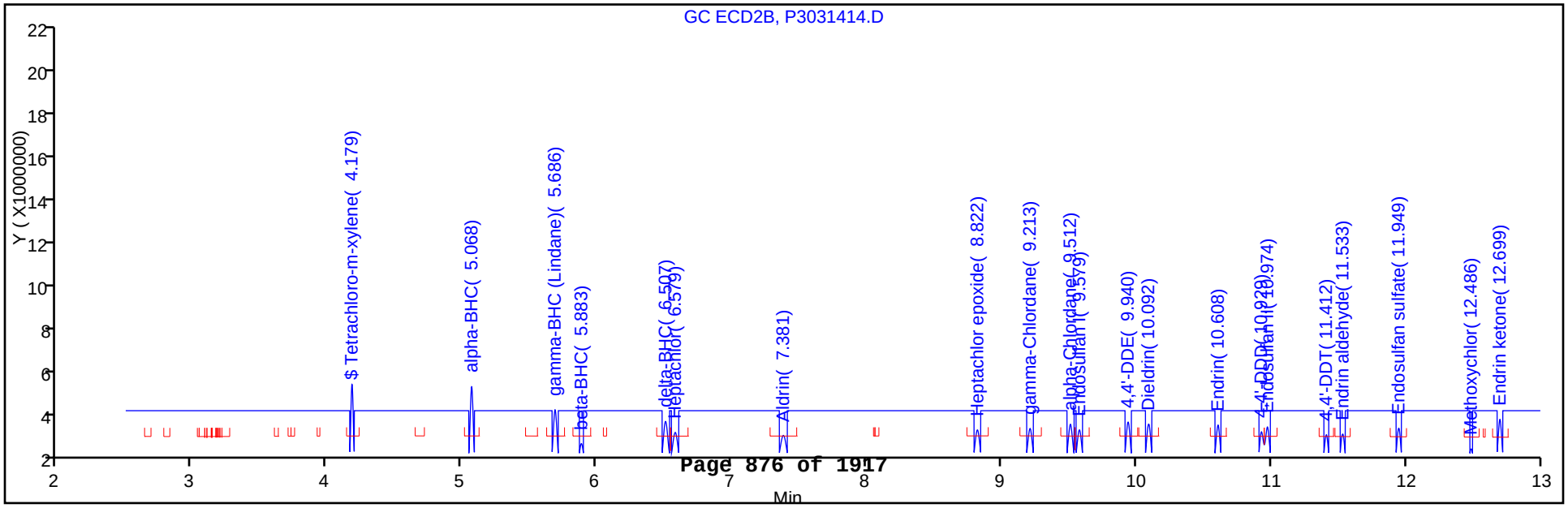

TestAmerica Canton
Target Compound Quantitation Report

Data File:	\\NCChrom\ChromData\A2HP3\20130314-17984.b\P3031415.D		
Lims ID:	STD AB L3	Client ID:	
Inject. Date:	14-Mar-2013 15:00:19	Dil. Factor:	1.0000
Sample Type:	ICRT	Calib Level:	3
Sample ID:	240-0017984-015		
Misc. Info.:			
Operator:	402582	Instrument ID:	A2HP3
Injection Vol:	1.0 ul	ALS Bottle#:	15
Lims Batch ID:	78295	Lims Sample ID:	15
Sublist:	chrom-PEST3*sub7		
Detector 1 :	GC ECD1A		
Detector 2 :	GC ecd2b		

Method:	\\NCChrom\ChromData\A2HP3\20130314-17984.b\PEST3.m		
Last Update:	15-Mar-2013 07:54:34	Calib Date:	14-Mar-2013 20:00:25
Quant Method:	External Standard	Quant By:	Initial Calibration
Last ICal File:	\\NCChrom\ChromData\A2HP3\20130314-17984.b\P3031430.D		
Limit Group:	GC 8081 D0D ICAL		
Integrator:	Falcon		
Column Type:		Column Dia:	
Process Host:	XAWRK032		

First Level Reviewer: shockr Date: 14-Mar-2013 15:41:02

Det	Sig	RT	EXP RT	DLT RT	Response	On-Col Amt ng/ul	Ratio Range	Ratio	Flags
$ 29 Tetrachloro-m-xylene									
1	100	3.565	3.565	0.000	27754637	0.0252			
2	100	4.180	4.180	0.000	14906362	0.0247			
						RPD = 2.19			
5 alpha-BHC									
1	100	4.255	4.255	0.000	41109116	0.0253			
2	100	5.068	5.068	0.000	18954736	0.0246			
						RPD = 2.80			
20 gamma-BHC (Lindane)									
1	100	4.643	4.643	0.000	36713863	0.0252			
2	100	5.688	5.688	0.000	16553033	0.0244			
						RPD = 3.14			
7 beta-BHC									
1	100	4.777	4.777	0.000	15375560	0.0249			
2	100	5.883	5.883	0.000	7291460	0.0247			
						RPD = 0.82			
11 delta-BHC									
1	100	4.999	4.999	0.000	37354970	0.0252			
2	100	6.508	6.508	0.000	16933296	0.0243			
						RPD = 3.61			
22 Heptachlor									
1	100	5.293	5.293	0.000	32449578	0.0252			
2	100	6.580	6.580	0.000	14236051	0.0244			
						RPD = 3.12			
4 Aldrin									
1	100	5.761	5.761	0.000	34263341	0.0252			
2	100	7.382	7.382	0.000	16200307	0.0243			
						RPD = 3.52			

Det	Sig	RT	EXP RT	DLT RT	Response	On-Col Amt ng/ul	Ratio Range	Ratio	Flags
23 Heptachlor epoxide									
1	100	7.039	7.039	0.000	30839303	0.0251			
2	100	8.821	8.821	0.000	14246942	0.0245			
						RPD = 2.28			
21 gamma-Chlordane									
1	100	7.355	7.355	0.000	31245166	0.0247			
2	100	9.210	9.210	0.000	14290617	0.0244			
						RPD = 1.50			
6 alpha-Chlordane									M
1	100	7.695	7.695	0.000	31969190	0.0248			M
2	100	9.511	9.511	0.000	14946818	0.0245			
						RPD = 1.21			
14 Endosulfan I									
1	100	7.965	7.965	0.000	28739979	0.0249			
2	100	9.578	9.578	0.000	12998289	0.0245			
						RPD = 1.90			
2 4,4'-DDE									
1	100	8.060	8.060	0.000	31304045	0.0247			
2	100	9.940	9.940	0.000	14909439	0.0244			
						RPD = 1.10			
13 Dieldrin									
1	100	8.517	8.517	0.000	31797893	0.0251			
2	100	10.092	10.092	0.000	14570978	0.0245			
						RPD = 2.24			
17 Endrin									
1	100	8.966	8.966	0.000	30003036	0.0252			
2	100	10.608	10.608	0.000	13183902	0.0246			
						RPD = 2.51			
1 4,4'-DDD									
1	100	9.318	9.318	0.000	24116204	0.0249			
2	100	10.930	10.930	0.000	10482730	0.0245			
						RPD = 1.36			
15 Endosulfan II									
1	100	9.411	9.411	0.000	27513681	0.0251			
2	100	10.975	10.975	0.000	11876887	0.0245			
						RPD = 2.71			
3 4,4'-DDT									
1	100	9.835	9.835	0.000	22724641	0.0246			
2	100	11.410	11.410	0.000	9589094	0.0242			
						RPD = 1.63			
18 Endrin aldehyde									
1	100	10.201	10.201	0.000	21988432	0.0250			
2	100	11.532	11.532	0.000	9668493	0.0245			
						RPD = 2.00			
27 Methoxychlor									
1	100	10.780	10.780	0.000	11506611	0.0249			
2	100	12.487	12.487	0.000	4949088	0.0248			
						RPD = 0.53			

Det	Sig	RT	EXP RT	DLT RT	Response	On-Col Amt ng/ul	Ratio Range	Ratio	Flags
16 Endosulfan sulfate									
1	100	10.925	10.925	0.000	24363041	0.0248			
2	100	11.948	11.948	0.000	10831997	0.0245			
						RPD = 1.38			
19 Endrin ketone									
1	100	11.322	11.322	0.000	28824794	0.0252			
2	100	12.699	12.699	0.000	12376918	0.0247			
						RPD = 2.02			
$ 10 DCB Decachlorobiphenyl									
1	100	12.929	12.929	0.000	23867477	0.0249			
2	100	14.415	14.415	0.000	11801499	0.0246			
						RPD = 1.23			

QC Flag Legend

Review Flags
M - Manually Integrated

Report Date: 15-Mar-2013 07:54:35 Chrom Revision: 2.0 01-Feb-2013 10:03:10

TestAmerica Canton

Data File:	\\NCChrom\ChromData\A2HP3\20130314-17984.b\P3031415.D		
Injection Date:	14-Mar-2013 15:00:19	Limit Group:	GC 8081 D0D ICAL
Client ID:		Instrument ID:	A2HP3
Lims Batch ID:	78295	Lims Sample ID:	15
Operator ID:	402582	Injection Vol:	1.0 ul
Column Type:		Column Dia:	

Y Scaling: Method Defined: Set to Absolute Y Value

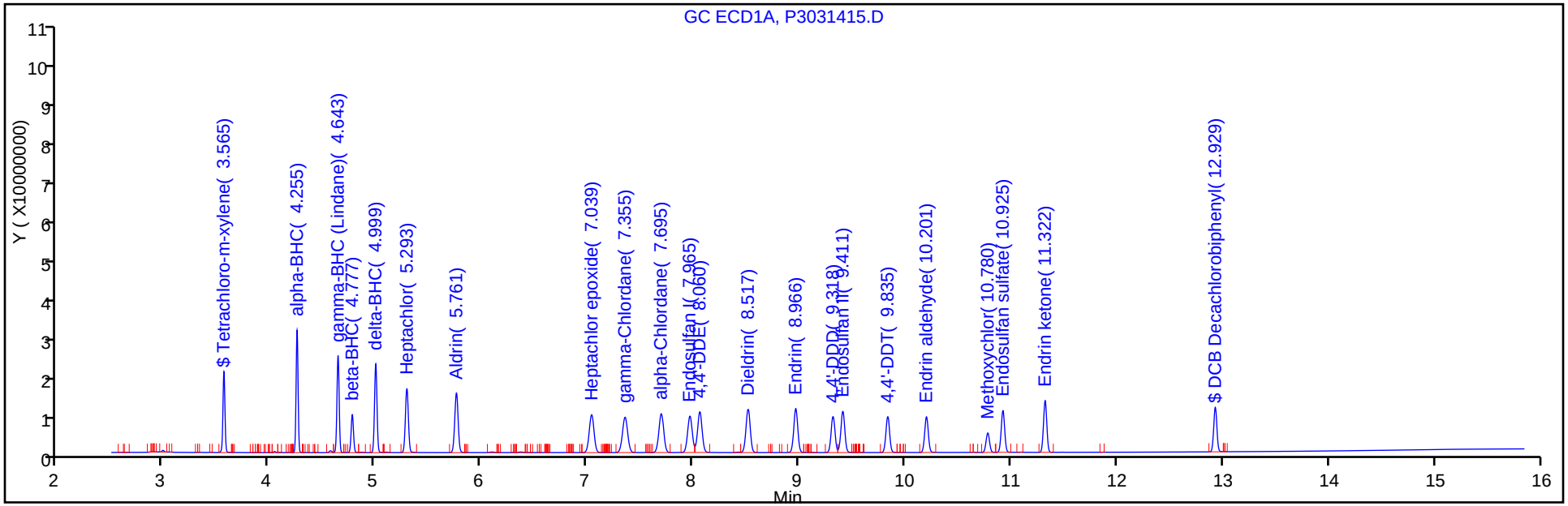

Y Scaling: Method Defined: Set to Absolute Y Value

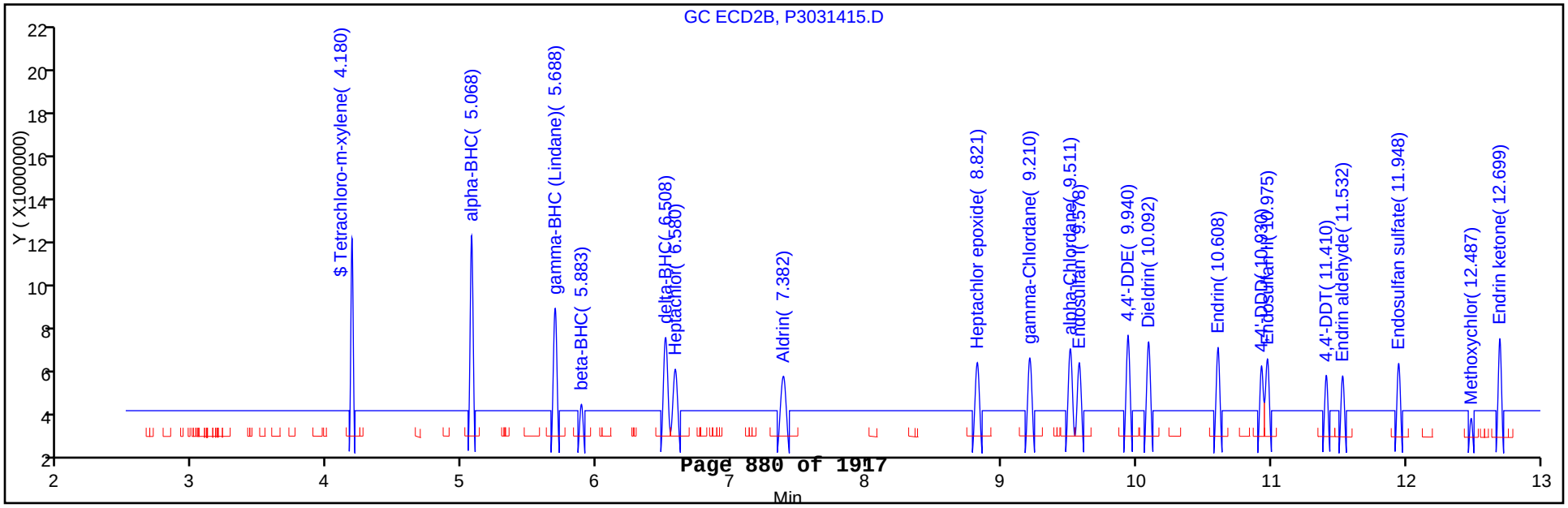

TestAmerica Canton
Target Compound Quantitation Report

Data File:	\\NCChrom\ChromData\A2HP3\20130314-17984.b\P3031416.D		
Lims ID:	STD AB L4	Client ID:	
Inject. Date:	14-Mar-2013 15:20:21	Dil. Factor:	1.0000
Sample Type:	IC	Calib Level:	4
Sample ID:	240-0017984-016		
Misc. Info.:			
Operator:	402582	Instrument ID:	A2HP3
Injection Vol:	1.0 ul	ALS Bottle#:	16
Lims Batch ID:	78295	Lims Sample ID:	16
Sublist:	chrom-PEST3*sub7		
Detector 1 :	GC ECD1A		
Detector 2 :	GC ecd2b		

Method:	\\NCChrom\ChromData\A2HP3\20130314-17984.b\PEST3.m		
Last Update:	15-Mar-2013 07:54:36	Calib Date:	14-Mar-2013 20:00:25
Quant Method:	External Standard	Quant By:	Initial Calibration
Last ICal File:	\\NCChrom\ChromData\A2HP3\20130314-17984.b\P3031430.D		
Limit Group:	GC 8081 D0D ICAL		
Integrator:	Falcon		
Column Type:		Column Dia:	
Process Host:	XAWRK032		

First Level Reviewer: shockr Date: 14-Mar-2013 16:05:12

Det	Sig	RT	EXP RT	DLT RT	Response	On-Col Amt ng/ul	Ratio Range	Ratio	Flags
$ 29 Tetrachloro-m-xylene									
1	100	3.564	3.565	-0.001	54928603	0.0499			
2	100	4.179	4.180	-0.001	30437726	0.0504			
						RPD = 0.94			
5 alpha-BHC									
1	100	4.255	4.255	0.000	83254980	0.0513			
2	100	5.068	5.068	0.000	39687017	0.0515			
						RPD = 0.53			
20 gamma-BHC (Lindane)									
1	100	4.643	4.643	0.000	74128935	0.0509			
2	100	5.687	5.688	-0.001	34332874	0.0507			
						RPD = 0.46			
7 beta-BHC									
1	100	4.777	4.777	0.000	30109377	0.0487			
2	100	5.882	5.883	-0.001	14280872	0.0483			
						RPD = 0.80			
11 delta-BHC									
1	100	4.998	4.999	-0.001	75876449	0.0513			
2	100	6.508	6.508	0.000	35380167	0.0509			
						RPD = 0.78			
22 Heptachlor									
1	100	5.293	5.293	0.000	65357289	0.0507			
2	100	6.579	6.580	-0.001	29140848	0.0500			
						RPD = 1.50			
4 Aldrin									
1	100	5.760	5.761	-0.001	68888892	0.0507			
2	100	7.380	7.382	-0.002	33339061	0.0501			
						RPD = 1.19			

Det	Sig	RT	EXP RT	DLT RT	Response	On-Col Amt ng/ul	Ratio Range	Ratio	Flags
23 Heptachlor epoxide									
1	100	7.038	7.039	-0.001	61142532	0.0497			
2	100	8.820	8.821	-0.001	28806716	0.0496			
						RPD = 0.31			
21 gamma-Chlordane									
1	100	7.353	7.355	-0.002	62789444	0.0497			
2	100	9.211	9.210	0.001	29175157	0.0497			
						RPD = 0.08			
6 alpha-Chlordane									
1	100	7.694	7.695	-0.001	63962633	0.0496			
2	100	9.510	9.511	-0.001	30210613	0.0495			
						RPD = 0.19			
14 Endosulfan I									
1	100	7.967	7.965	0.002	57355301	0.0498			
2	100	9.578	9.578	0.000	26468245	0.0498			
						RPD = 0.11			
2 4,4'-DDE									
1	100	8.060	8.060	0.000	64158456	0.0507			
2	100	9.940	9.940	0.000	31031644	0.0509			
						RPD = 0.45			
13 Dieldrin									
1	100	8.516	8.517	-0.001	64295083	0.0507			
2	100	10.092	10.092	0.000	30001382	0.0505			
						RPD = 0.42			
17 Endrin									
1	100	8.965	8.966	-0.001	60197190	0.0506			
2	100	10.606	10.608	-0.002	26944971	0.0503			
						RPD = 0.66			
1 4,4'-DDD									
1	100	9.319	9.318	0.001	49032652	0.0505			
2	100	10.928	10.930	-0.002	21704045	0.0508			
						RPD = 0.46			
15 Endosulfan II									
1	100	9.410	9.411	-0.001	54571554	0.0499			
2	100	10.974	10.975	-0.001	24090696	0.0496			
						RPD = 0.47			
3 4,4'-DDT									
1	100	9.834	9.835	-0.001	46440699	0.0504			
2	100	11.410	11.410	0.000	19827190	0.0501			
						RPD = 0.46			
18 Endrin aldehyde									
1	100	10.200	10.201	-0.001	43730934	0.0497			
2	100	11.532	11.532	0.000	19532823	0.0494			
						RPD = 0.43			
27 Methoxychlor									
1	100	10.780	10.780	0.000	22775450	0.0494			
2	100	12.486	12.487	-0.001	9817056	0.0492			
						RPD = 0.32			

Det	Sig	RT	EXP RT	DLT RT	Response	On-Col Amt ng/ul	Ratio Range	Ratio	Flags
16 Endosulfan sulfate									
1	100	10.923	10.925	-0.002	48795973	0.0497			
2	100	11.948	11.948	0.000	21745192	0.0492			
						RPD = 1.15			
19 Endrin ketone									
1	100	11.322	11.322	0.000	57124126	0.0499			
2	100	12.700	12.699	0.001	24790369	0.0494			
						RPD = 0.96			
$ 10 DCB Decachlorobiphenyl									
1	100	12.930	12.929	0.001	46376052	0.0483			
2	100	14.417	14.415	0.002	22823566	0.0475			
						RPD = 1.70			

Report Date: 15-Mar-2013 07:54:37 Chrom Revision: 2.0 01-Feb-2013 10:03:10

TestAmerica Canton

Data File:	\\NCChrom\ChromData\A2HP3\20130314-17984.b\P3031416.D		
Injection Date:	14-Mar-2013 15:20:21	Limit Group:	GC 8081 D0D ICAL
Client ID:		Instrument ID:	A2HP3
Lims Batch ID:	78295	Lims Sample ID:	16
Operator ID:	402582	Injection Vol:	1.0 ul
Column Type:		Column Dia:	

Y Scaling: Method Defined: Set to Absolute Y Value

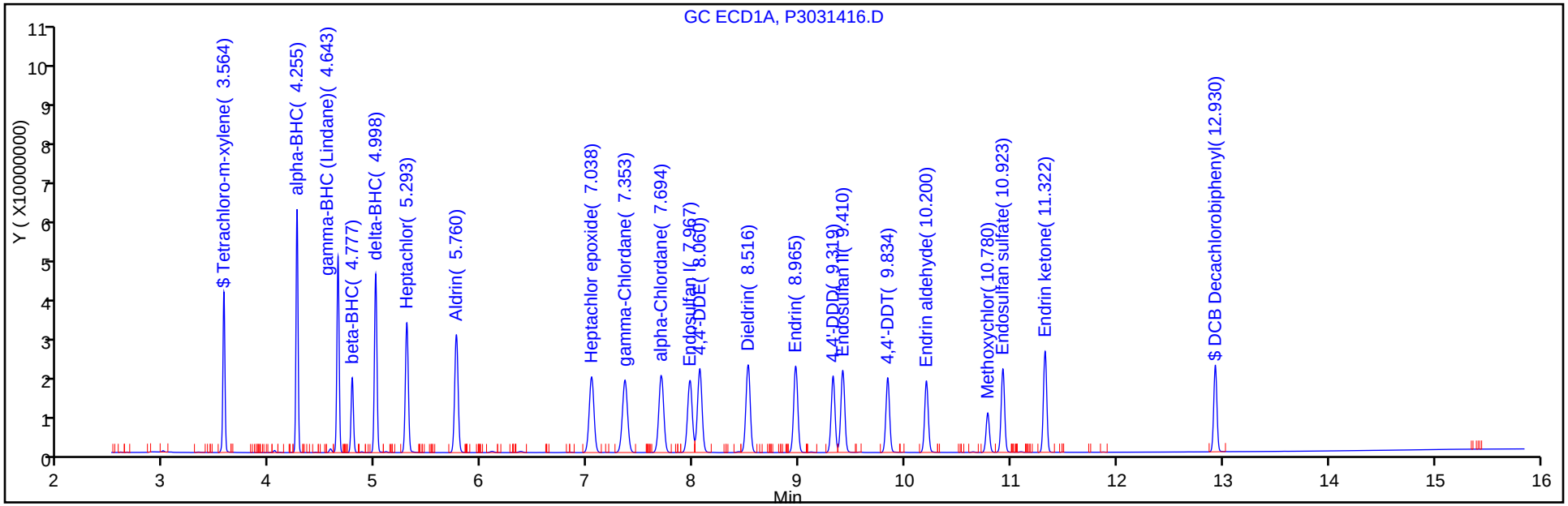

Y Scaling: Method Defined: Set to Absolute Y Value

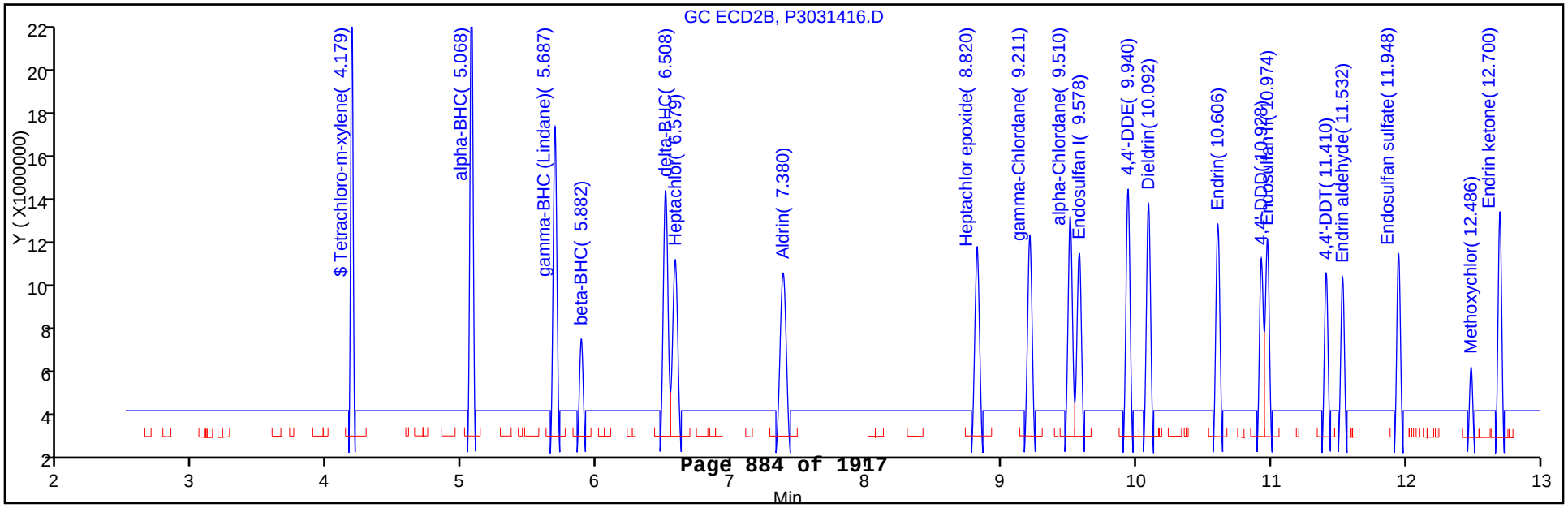

TestAmerica Canton
Target Compound Quantitation Report

Data File:	\\NCChrom\ChromData\A2HP3\20130314-17984.b\P3031417.D		
Lims ID:	STD AB L5	Client ID:	
Inject. Date:	14-Mar-2013 15:40:26	Dil. Factor:	1.0000
Sample Type:	IC	Calib Level:	5
Sample ID:	240-0017984-017		
Misc. Info.:			
Operator:	402582	Instrument ID:	A2HP3
Injection Vol:	1.0 ul	ALS Bottle#:	17
Lims Batch ID:	78295	Lims Sample ID:	17
Sublist:	chrom-PEST3*sub7		
Detector 1 :	GC ECD1A		
Detector 2 :	GC ecd2b		
Method:	\\NCChrom\ChromData\A2HP3\20130314-17984.b\PEST3.m		
Last Update:	15-Mar-2013 07:54:38	Calib Date:	14-Mar-2013 20:00:25
Quant Method:	External Standard	Quant By:	Initial Calibration
Last ICal File:	\\NCChrom\ChromData\A2HP3\20130314-17984.b\P3031430.D		
Limit Group:	GC 8081 D0D ICAL		
Integrator:	Falcon		
Column Type:		Column Dia:	
Process Host:	XAWRK032		

Det	Sig	RT	EXP RT	DLT RT	Response	On-Col Amt ng/ul	Ratio Range	Ratio	Flags
$ 29 Tetrachloro-m-xylene									
1	100	3.564	3.565	-0.001	108498220	0.0986			
2	100	4.179	4.180	-0.001	62181454	0.1030			
						RPD = 4.30			
5 alpha-BHC									
1	100	4.256	4.255	0.001	169069280	0.1041			
2	100	5.068	5.068	0.000	83756504	0.1088			
						RPD = 4.38			
20 gamma-BHC (Lindane)									
1	100	4.643	4.643	0.000	150192651	0.1032			
2	100	5.688	5.688	0.000	72308864	0.1068			
						RPD = 3.42			
7 beta-BHC									
1	100	4.777	4.777	0.000	60054605	0.0971			
2	100	5.883	5.883	0.000	28891924	0.0977			
						RPD = 0.62			
11 delta-BHC									
1	100	4.998	4.999	-0.001	155211774	0.1049			
2	100	6.508	6.508	0.000	75035996	0.1079			
						RPD = 2.83			
22 Heptachlor									
1	100	5.294	5.293	0.001	131620345	0.1022			
2	100	6.579	6.580	-0.001	60486311	0.1038			
						RPD = 1.53			
4 Aldrin									
1	100	5.761	5.761	0.000	139831096	0.1028			
2	100	7.381	7.382	-0.001	70399564	0.1057			
						RPD = 2.76			

Det	Sig	RT	EXP RT	DLT RT	Response	On-Col Amt ng/ul	Ratio Range	Ratio	Flags
23 Heptachlor epoxide									
1	100	7.038	7.039	-0.001	123607519	0.1005			
2	100	8.821	8.821	0.000	59935339	0.1031			
						RPD = 2.56			
21 gamma-Chlordane									
1	100	7.353	7.355	-0.002	129462169	0.1025			
2	100	9.213	9.210	0.003	61228950	0.1044			
						RPD = 1.85			
6 alpha-Chlordane									
1	100	7.697	7.695	0.002	130612634	0.1013			
2	100	9.513	9.511	0.002	63433868	0.1039			
						RPD = 2.59			
14 Endosulfan I									
1	100	7.967	7.965	0.002	116265499	0.1009			
2	100	9.578	9.578	0.000	54856402	0.1032			
						RPD = 2.33			
2 4,4'-DDE									
1	100	8.059	8.060	-0.001	132266883	0.1044			
2	100	9.941	9.940	0.001	65438107	0.1073			
						RPD = 2.71			
13 Dieldrin									
1	100	8.518	8.517	0.001	130845292	0.1032			
2	100	10.093	10.092	0.001	63014184	0.1060			
						RPD = 2.73			
17 Endrin									
1	100	8.966	8.966	0.000	121362286	0.1021			
2	100	10.608	10.608	0.000	56195128	0.1049			
						RPD = 2.73			
1 4,4'-DDD									
1	100	9.319	9.318	0.001	101475837	0.1046			
2	100	10.931	10.930	0.001	45380274	0.1061			
						RPD = 1.48			
15 Endosulfan II									
1	100	9.411	9.411	0.000	110168800	0.1006			
2	100	10.975	10.975	0.000	49795219	0.1026			
						RPD = 1.89			
3 4,4'-DDT									
1	100	9.837	9.835	0.002	95899338	0.1040			
2	100	11.411	11.410	0.001	41520195	0.1050			
						RPD = 0.94			
18 Endrin aldehyde									
1	100	10.201	10.201	0.000	87045399	0.0988			
2	100	11.533	11.532	0.001	39689339	0.1005			
						RPD = 1.63			
27 Methoxychlor									
1	100	10.780	10.780	0.000	44017689	0.0954			
2	100	12.487	12.487	0.000	19442887	0.0974			
						RPD = 2.13			

Det	Sig	RT	EXP RT	DLT RT	Response	On-Col Amt ng/ul	Ratio Range	Ratio	Flags
16 Endosulfan sulfate									
1	100	10.924	10.925	-0.001	97049405	0.0989			
2	100	11.949	11.948	0.001	44455758	0.1005			
						RPD = 1.61			
19 Endrin ketone									
1	100	11.323	11.322	0.001	113796937	0.0994			
2	100	12.700	12.699	0.001	50377770	0.1004			
						RPD = 1.03			
$ 10 DCB Decachlorobiphenyl									
1	100	12.930	12.929	0.001	90947133	0.0947			
2	100	14.416	14.415	0.001	45130190	0.0939			
						RPD = 0.88			

Report Date: 15-Mar-2013 07:54:39 Chrom Revision: 2.0 01-Feb-2013 10:03:10

TestAmerica Canton

Data File:	\\NCChrom\ChromData\A2HP3\20130314-17984.b\P3031417.D		
Injection Date:	14-Mar-2013 15:40:26	Limit Group:	GC 8081 D0D ICAL
Client ID:		Instrument ID:	A2HP3
Lims Batch ID:	78295	Lims Sample ID:	17
Operator ID:	402582	Injection Vol:	1.0 ul
Column Type:		Column Dia:	

Y Scaling: Method Defined: Set to Absolute Y Value

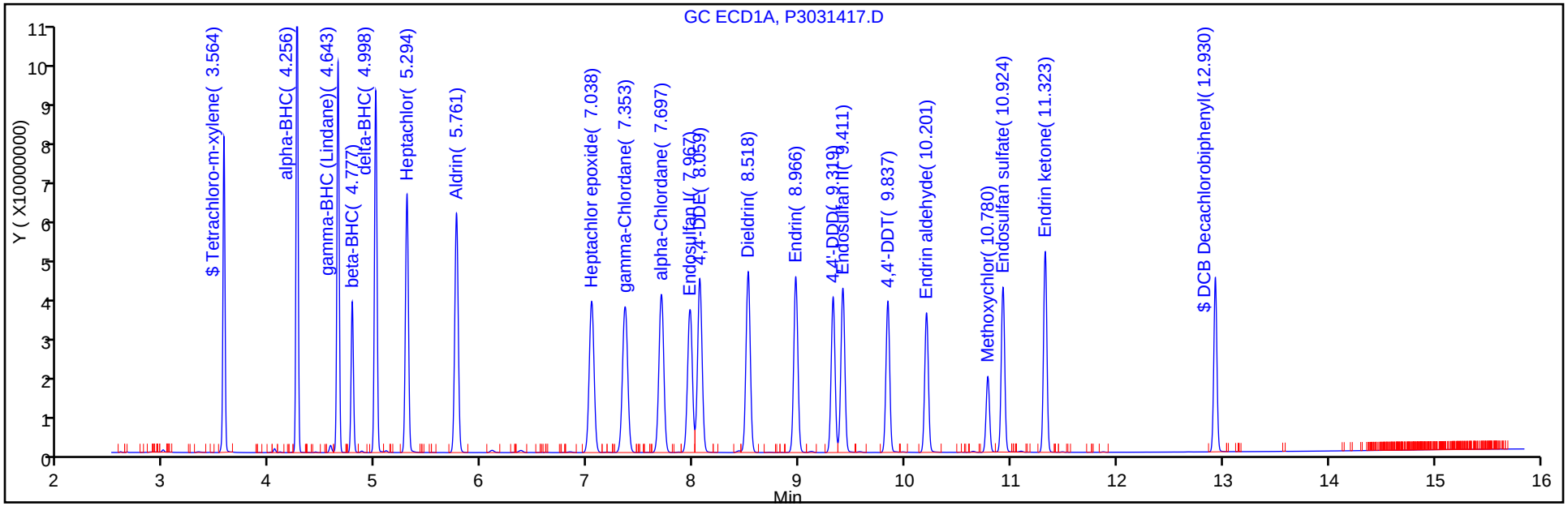

Y Scaling: Method Defined: Set to Absolute Y Value

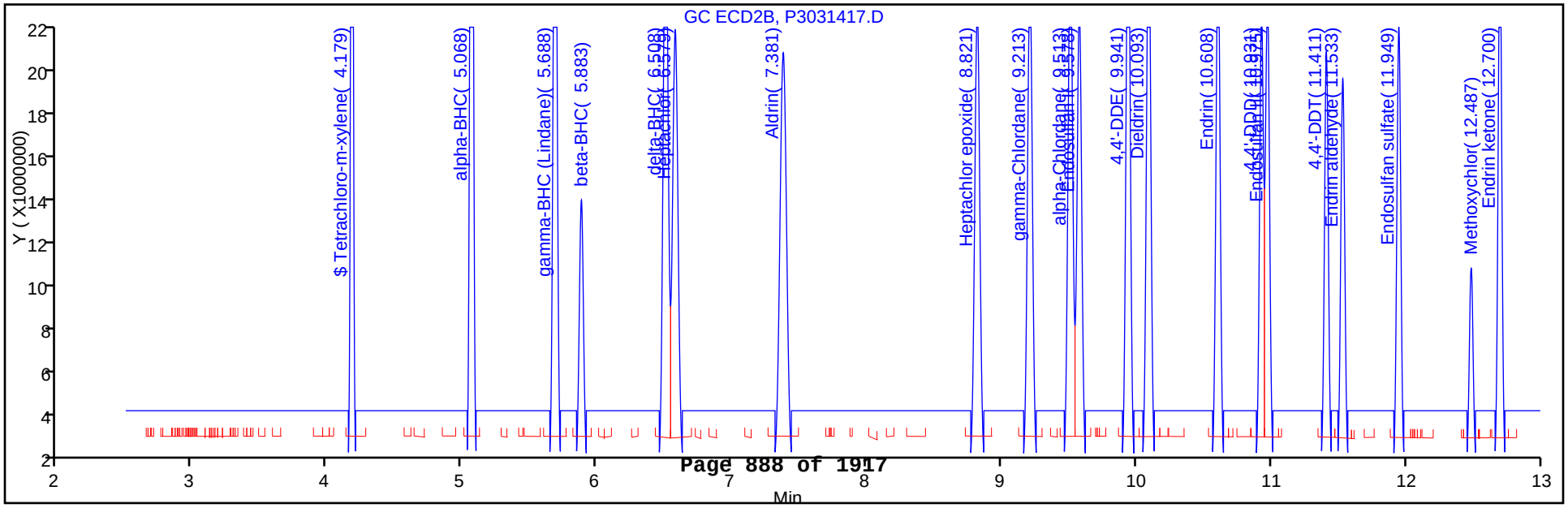

TestAmerica Canton
Target Compound Quantitation Report

Data File:	\\NCChrom\ChromData\A2HP3\20130314-17984.b\P3031418.D		
Lims ID:	STD AB L6	Client ID:	
Inject. Date:	14-Mar-2013 16:00:25	Dil. Factor:	1.0000
Sample Type:	IC	Calib Level:	6
Sample ID:	240-0017984-018		
Misc. Info.:			
Operator:	402582	Instrument ID:	A2HP3
Injection Vol:	1.0 ul	ALS Bottle#:	18
Lims Batch ID:	78295	Lims Sample ID:	18
Sublist:	chrom-PEST3*sub7		
Detector 1 :	GC ECD1A		
Detector 2 :	GC ecd2b		
Method:	\\NCChrom\ChromData\A2HP3\20130314-17984.b\PEST3.m		
Last Update:	15-Mar-2013 07:54:39	Calib Date:	14-Mar-2013 20:00:25
Quant Method:	External Standard	Quant By:	Initial Calibration
Last ICal File:	\\NCChrom\ChromData\A2HP3\20130314-17984.b\P3031430.D		
Limit Group:	GC 8081 D0D ICAL		
Integrator:	Falcon		
Column Type:		Column Dia:	
Process Host:	XAWRK032		

Det	Sig	RT	EXP RT	DLT RT	Response	On-Col Amt ng/ul	Ratio Range	Ratio	Flags
$ 29 Tetrachloro-m-xylene									
1	100	3.565	3.565	0.000	212923308	0.1935			
2	100	4.180	4.180	0.000	124861403	0.2067			
						RPD = 6.60			
5 alpha-BHC									
1	100	4.255	4.255	0.000	334483518	0.2060			
2	100	5.068	5.068	0.000	170744897	0.2218			
						RPD = 7.37			
20 gamma-BHC (Lindane)									
1	100	4.642	4.643	-0.001	296394748	0.2037			
2	100	5.688	5.688	0.000	147384358	0.2177			
						RPD = 6.65			
7 beta-BHC									
1	100	4.777	4.777	0.000	118080169	0.1909			
2	100	5.882	5.883	-0.001	58136075	0.1966			
						RPD = 2.93			
11 delta-BHC									
1	100	4.999	4.999	0.000	306957333	0.2074			
2	100	6.507	6.508	-0.001	154642052	0.2223			
						RPD = 6.95			
22 Heptachlor									
1	100	5.293	5.293	0.000	256221914	0.1989			
2	100	6.578	6.580	-0.002	124246413	0.2131			
						RPD = 6.90			
4 Aldrin									
1	100	5.761	5.761	0.000	274608679	0.2019			
2	100	7.381	7.382	-0.001	144590532	0.2171			
						RPD = 7.23			

Det	Sig	RT	EXP RT	DLT RT	Response	On-Col Amt ng/ul	Ratio Range	Ratio	Flags
23 Heptachlor epoxide									
1	100	7.038	7.039	-0.001	240083019	0.1952			
2	100	8.821	8.821	0.000	120775880	0.2078			
						RPD = 6.24			
21 gamma-Chlordane									
1	100	7.354	7.355	-0.001	258135056	0.2043			
2	100	9.212	9.210	0.002	125706508	0.2143			
						RPD = 4.77			
6 alpha-Chlordane									
1	100	7.697	7.695	0.002	258882055	0.2007			
2	100	9.511	9.511	0.000	129650177	0.2124			
						RPD = 5.66			
14 Endosulfan I									
1	100	7.967	7.965	0.002	225983627	0.1961			
2	100	9.580	9.578	0.002	111067818	0.2090			
						RPD = 6.41			
2 4,4'-DDE									
1	100	8.060	8.060	0.000	263138642	0.2078			
2	100	9.940	9.940	0.000	134480335	0.2205			
						RPD = 5.95			
13 Dieldrin									
1	100	8.517	8.517	0.000	255983421	0.2018			
2	100	10.093	10.092	0.001	128443491	0.2161			
						RPD = 6.84			
17 Endrin									
1	100	8.966	8.966	0.000	235250743	0.1978			
2	100	10.608	10.608	0.000	113969943	0.2127			
						RPD = 7.25			
1 4,4'-DDD									
1	100	9.320	9.318	0.002	202556675	0.2088			
2	100	10.930	10.930	0.000	94344525	0.2207			
						RPD = 5.55			
15 Endosulfan II									
1	100	9.411	9.411	0.000	214458063	0.1959			
2	100	10.975	10.975	0.000	99422834	0.2048			
						RPD = 4.43			
3 4,4'-DDT									
1	100	9.835	9.835	0.000	192701152	0.2090			
2	100	11.412	11.410	0.002	86159827	0.2178			
						RPD = 4.16			
18 Endrin aldehyde									
1	100	10.202	10.201	0.001	169102782	0.1920			
2	100	11.534	11.532	0.002	80703275	0.2043			
						RPD = 6.19			
27 Methoxychlor									
1	100	10.780	10.780	0.000	86082179	0.1866			
2	100	12.486	12.487	-0.001	38867941	0.1948			
						RPD = 4.33			

Det	Sig	RT	EXP RT	DLT RT	Response	On-Col Amt ng/ul	Ratio Range	Ratio	Flags
16 Endosulfan sulfate									
1	100	10.924	10.925	-0.001	189248380	0.1929			
2	100	11.949	11.948	0.001	90036300	0.2036			
						RPD = 5.39			
19 Endrin ketone									
1	100	11.321	11.322	-0.001	219666410	0.1919			
2	100	12.698	12.699	-0.001	101055206	0.2015			
						RPD = 4.87			
$ 10 DCB Decachlorobiphenyl									
1	100	12.928	12.929	-0.001	177905379	0.1853			
2	100	14.416	14.415	0.001	90371817	0.1880			
						RPD = 1.46			

Report Date: 15-Mar-2013 07:54:41 Chrom Revision: 2.0 01-Feb-2013 10:03:10

TestAmerica Canton

Data File:	\\NCChrom\ChromData\A2HP3\20130314-17984.b\P3031418.D		
Injection Date:	14-Mar-2013 16:00:25	Limit Group:	GC 8081 D0D ICAL
Client ID:		Instrument ID:	A2HP3
Lims Batch ID:	78295	Lims Sample ID:	18
Operator ID:	402582	Injection Vol:	1.0 ul
Column Type:		Column Dia:	

Y Scaling: Method Defined: Set to Absolute Y Value

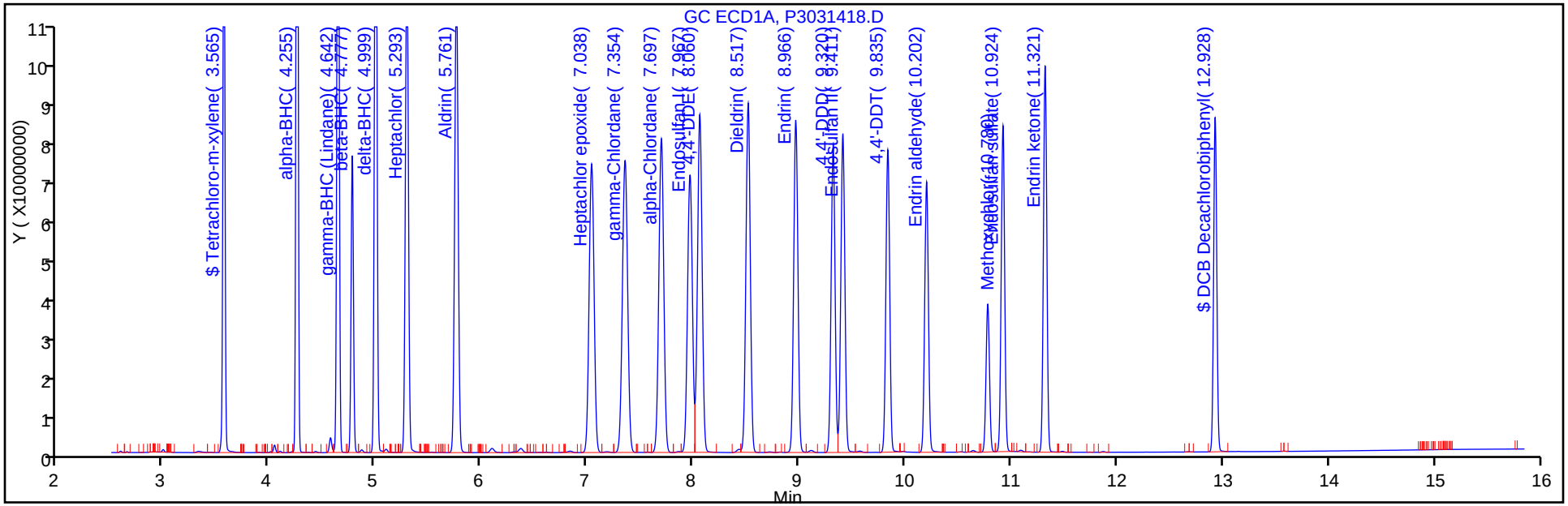

Y Scaling: Method Defined: Set to Absolute Y Value

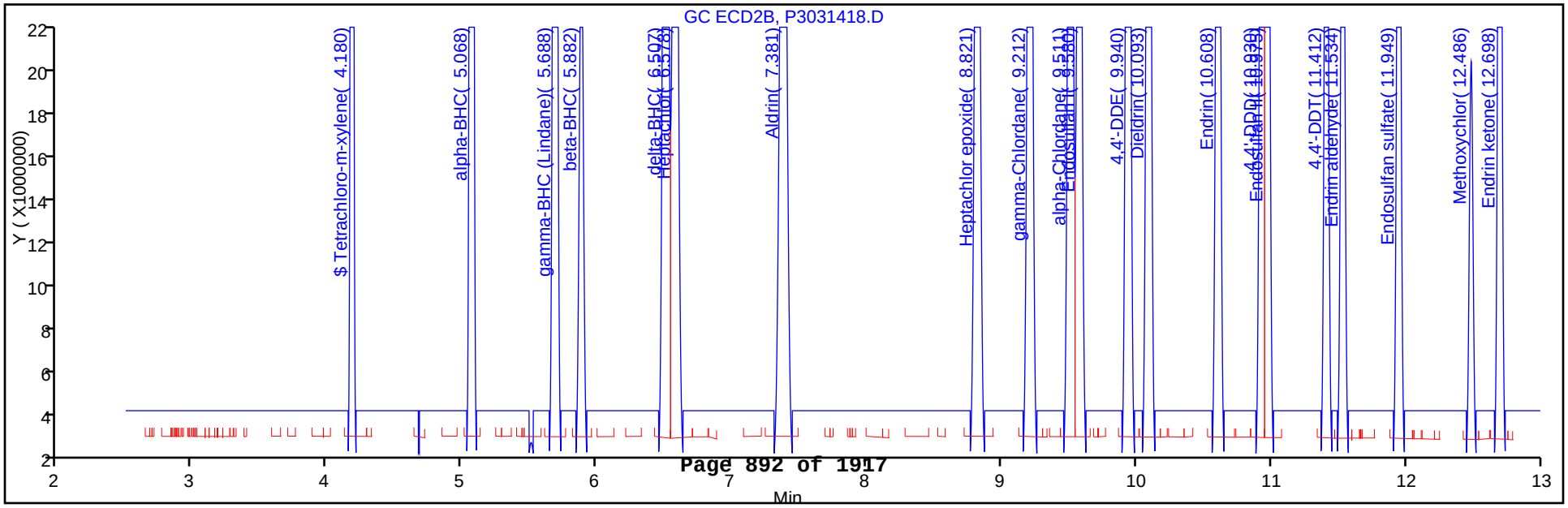

FORM VI
GC SEMI VOA INITIAL CALIBRATION DATA
EXTERNAL STANDARD RETENTION TIME SUMMARY

Lab Name: TestAmerica Canton Job No.: 240-21987-1 Analy Batch No.: 78295

SDG No.:

Instrument ID: A2HP3 GC Column: CLP-1 ID: 0.53(mm) Heated Purge: (Y/N) N

Calibration Start Date: 03/14/2013 16:40 Calibration End Date: 03/14/2013 18:00 Calibration ID: 14144

Calibration Files:

LEVEL:	LAB SAMPLE ID:	LAB FILE ID:
Level 1	STD 240-78295/20	P3031420.D
Level 2	STD 240-78295/21	P3031421.D
Level 3	STD 240-78295/22	P3031422.D
Level 4	STD 240-78295/23	P3031423.D
Level 5	STD 240-78295/24	P3031424.D

ANALYTE	LVL 1	LVL 2	LVL 3	LVL 4	LVL 5						RT WINDOW	AVG RT
Toxaphene Peak 1	10.390	10.388	10.386	10.389	10.388						10.356 - 10.416	10.388
Toxaphene Peak 2	10.729	10.729	10.729	10.730	10.728						10.699 - 10.759	10.729
Toxaphene Peak 3	10.878	10.880	10.879	10.878	10.878						10.849 - 10.909	10.879
Toxaphene Peak 4	11.293	11.293	11.292	11.293	11.293						11.262 - 11.322	11.293
Toxaphene Peak 5	11.559	11.560	11.560	11.560	11.560						11.530 - 11.590	11.560

FORM VI
GC SEMI VOA INITIAL CALIBRATION DATA
EXTERNAL STANDARD CURVE EVALUATION

Lab Name: TestAmerica Canton Job No.: 240-21987-1 Analy Batch No.: 78295

SDG No.:

Instrument ID: A2HP3 GC Column: CLP-1 ID: 0.53(mm) Heated Purge: (Y/N) N

Calibration Start Date: 03/14/2013 16:40 Calibration End Date: 03/14/2013 18:00 Calibration ID: 14144

Calibration Files:

LEVEL:	LAB SAMPLE ID:	LAB FILE ID:
Level 1	STD 240-78295/20	P3031420.D
Level 2	STD 240-78295/21	P3031421.D
Level 3	STD 240-78295/22	P3031422.D
Level 4	STD 240-78295/23	P3031423.D
Level 5	STD 240-78295/24	P3031424.D

ANALYTE	CF				CURVE TYPE	COEFFICIENT			#	MIN CF	%RSD	#	MAX %RSD	R^2 OR COD	#	MIN R^2 OR COD
	LVL 1 LVL 5	LVL 2	LVL 3	LVL 4		B	M1	M2								
Toxaphene Peak 1	46430205 52746961	45477078	49314516	50796553	Ave		48953062.5				6.2		20.0			
Toxaphene Peak 2	48131625 53752604	46814060	49873719	50406411	Ave		49795683.8				5.3		20.0			
Toxaphene Peak 3	38899190 44421911	38060400	41893479	41797883	Ave		41014572.5				6.2		20.0			
Toxaphene Peak 4	29212980 34956196	28727320	31123539	31863835	Ave		31176773.8				8.0		20.0			
Toxaphene Peak 5	23685020 30462781	23897404	25877371	26865579	Ave		26157631.0				11.0		20.0			

Note: The m1 coefficient is the same as Ave CF for an Ave curve type.

FORM VI
GC SEMI VOA INITIAL CALIBRATION DATA
EXTERNAL STANDARD RESPONSE AND CONCENTRATION

Lab Name: TestAmerica Canton Job No.: 240-21987-1 Analy Batch No.: 78295

SDG No.:

Instrument ID: A2HP3 GC Column: CLP-1 ID: 0.53(mm) Heated Purge: (Y/N) N

Calibration Start Date: 03/14/2013 16:40 Calibration End Date: 03/14/2013 18:00 Calibration ID: 14144

Calibration Files:

LEVEL:	LAB SAMPLE ID:	LAB FILE ID:
Level 1	STD 240-78295/20	P3031420.D
Level 2	STD 240-78295/21	P3031421.D
Level 3	STD 240-78295/22	P3031422.D
Level 4	STD 240-78295/23	P3031423.D
Level 5	STD 240-78295/24	P3031424.D

ANALYTE	CURVE TYPE	RESPONSE					CONCENTRATION (NG/UL)				
		LVL 1	LVL 2	LVL 3	LVL 4	LVL 5	LVL 1	LVL 2	LVL 3	LVL 4	LVL 5
Toxaphene Peak 1	Ave	9286041	22738539	49314516	101593105	263734805	0.200	0.500	1.00	2.00	5.00
Toxaphene Peak 2	Ave	9626325	23407030	49873719	100812821	268763022	0.200	0.500	1.00	2.00	5.00
Toxaphene Peak 3	Ave	7779838	19030200	41893479	83595765	222109554	0.200	0.500	1.00	2.00	5.00
Toxaphene Peak 4	Ave	5842596	14363660	31123539	63727669	174780978	0.200	0.500	1.00	2.00	5.00
Toxaphene Peak 5	Ave	4737004	11948702	25877371	53731158	152313906	0.200	0.500	1.00	2.00	5.00

Curve Type Legend:

Ave = Average

TestAmerica Canton
Target Compound Quantitation Report

Data File:	\\NCChrom\ChromData\A2HP3\20130314-17984.b\P3031420.D		
Lims ID:	STD TOX 1	Client ID:	
Inject. Date:	14-Mar-2013 16:40:30	Dil. Factor:	1.0000
Sample Type:	IC	Calib Level:	1
Sample ID:	240-0017984-020		
Misc. Info.:			
Operator:	402582	Instrument ID:	A2HP3
Injection Vol:	1.0 ul	ALS Bottle#:	20
Lims Batch ID:	78295	Lims Sample ID:	20
Sublist:	chrom-PEST3*sub5		
Detector 1 :	GC ECD1A		
Detector 2 :	GC ecd2b		

Method:	\\NCChrom\ChromData\A2HP3\20130314-17984.b\PEST3.m		
Last Update:	15-Mar-2013 07:54:42	Calib Date:	14-Mar-2013 20:00:25
Quant Method:	External Standard	Quant By:	Initial Calibration
Last ICal File:	\\NCChrom\ChromData\A2HP3\20130314-17984.b\P3031430.D		
Limit Group:	GC 8081 D0D ICAL		
Integrator:	Falcon		
Column Type:		Column Dia:	
Process Host:	XAWRK032		

First Level Reviewer: shockr Date: 15-Mar-2013 07:29:23

Det	Sig	RT	EXP RT	DLT RT	Response	On-Col Amt ng/ul	Ratio Range	Ratio	Flags
30 Toxaphene									M
1	1	10.390	10.386	0.004	9286041	0.1897		100.0	M
1	2	10.729	10.729	0.000	9626325	0.1933	81.1- 121.1	103.7	M
1	3	10.878	10.879	-0.001	7779838	0.1897	65.0- 105.0	83.8	M
1	4	11.293	11.292	0.001	5842596	0.1874	43.1- 83.1	62.9	M
1	5	11.559	11.560	-0.001	4737004	0.1811	32.5- 72.5	51.0	M
			Average of Peak Amounts =			0.1882			
2	100	10.531	10.532	-0.001	3281298	0.1944		100.0	M
2	2	11.116	11.117	-0.001	4109675	0.1908	108.3- 148.3	125.2	M
2	3	11.534	11.535	-0.001	4939341	0.1898	134.7- 174.7	150.5	M
2	4	12.277	12.278	-0.001	5869539	0.1936	157.2- 197.2	178.9	M
2	5	12.838	12.837	0.001	2401522	0.1965	51.7- 91.7	73.2	M
			Average of Peak Amounts =			0.1930			
						RPD = 2.50			

QC Flag Legend

Review Flags
M - Manually Integrated

Report Date: 15-Mar-2013 07:54:43 Chrom Revision: 2.0 01-Feb-2013 10:03:10

TestAmerica Canton

Data File:	\\NCChrom\ChromData\A2HP3\20130314-17984.b\P3031420.D		
Injection Date:	14-Mar-2013 16:40:30	Limit Group:	GC 8081 D0D ICAL
Client ID:		Instrument ID:	A2HP3
Lims Batch ID:	78295	Lims Sample ID:	20
Operator ID:	402582	Injection Vol:	1.0 ul
Column Type:		Column Dia:	

Y Scaling: Method Defined: Set to Absolute Y Value

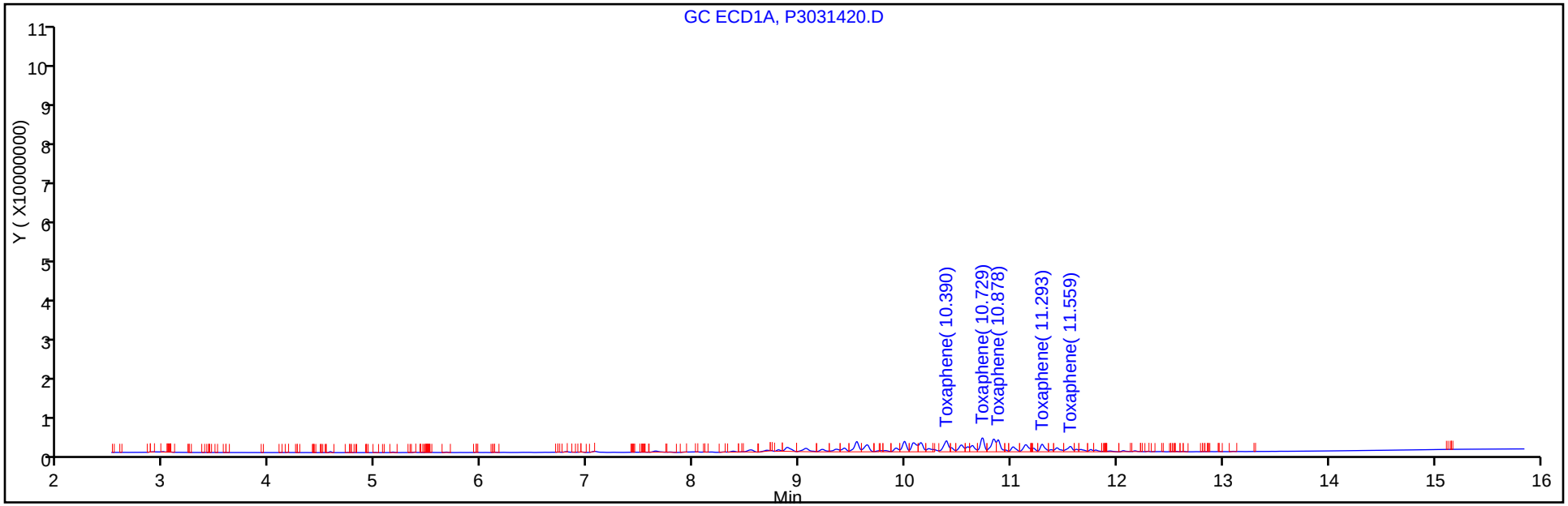

Y Scaling: Method Defined: Set to Absolute Y Value

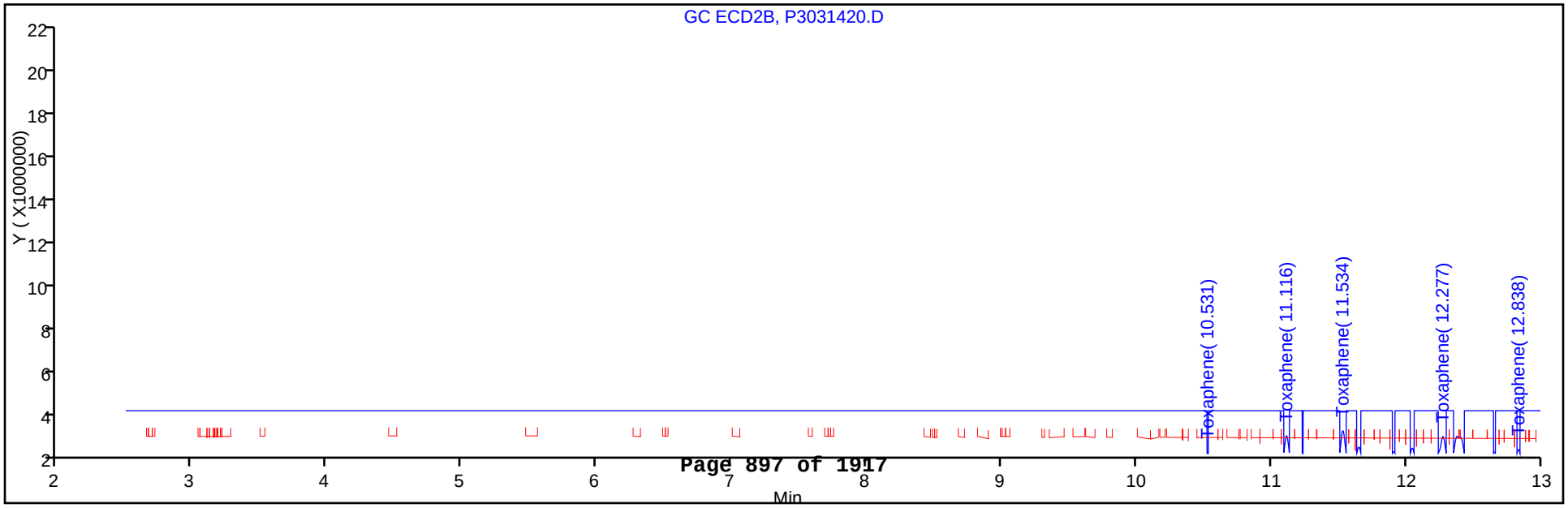

Report Date: 15-Mar-2013 07:54:44 Chrom Revision: 2.0 01-Feb-2013 10:03:10

TestAmerica Canton

Data File: \\NCChrom\ChromData\A2HP3\20130314-17984.b\P3031420.D

Injection Date:	14-Mar-2013 16:40:30	Limit Group:	GC 8081 D0D ICAL
Client ID:		Instrument ID:	A2HP3
Lims Batch ID:	78295	Lims Sample ID:	20
Operator ID:	402582	Injection Vol:	1.0 ul
Column Type:		Column Dia:	

30 Toxaphene, Detector: 1, GC ECD1A

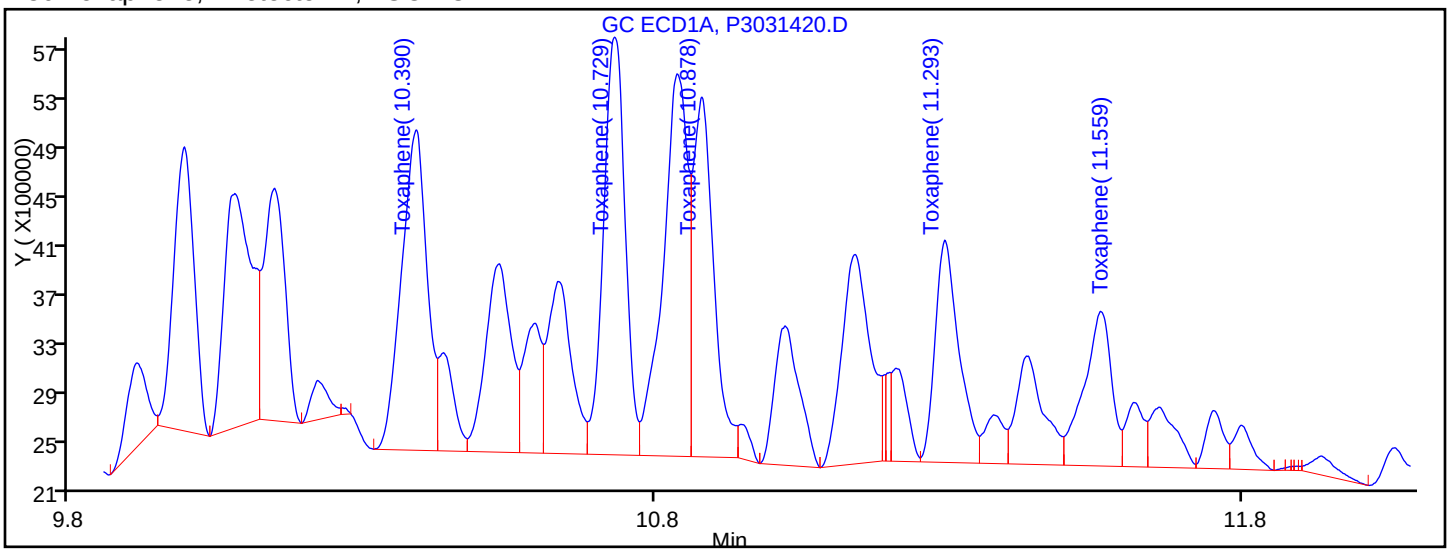

Processing Integration Results

RT = 10.390	Response = 7643281	M
RT = 10.729	Response = 8493936	M
RT = 10.878	Response = 6855372	M
RT = 11.293	Response = 4945590	M
RT = 11.559	Response = 4009207	M

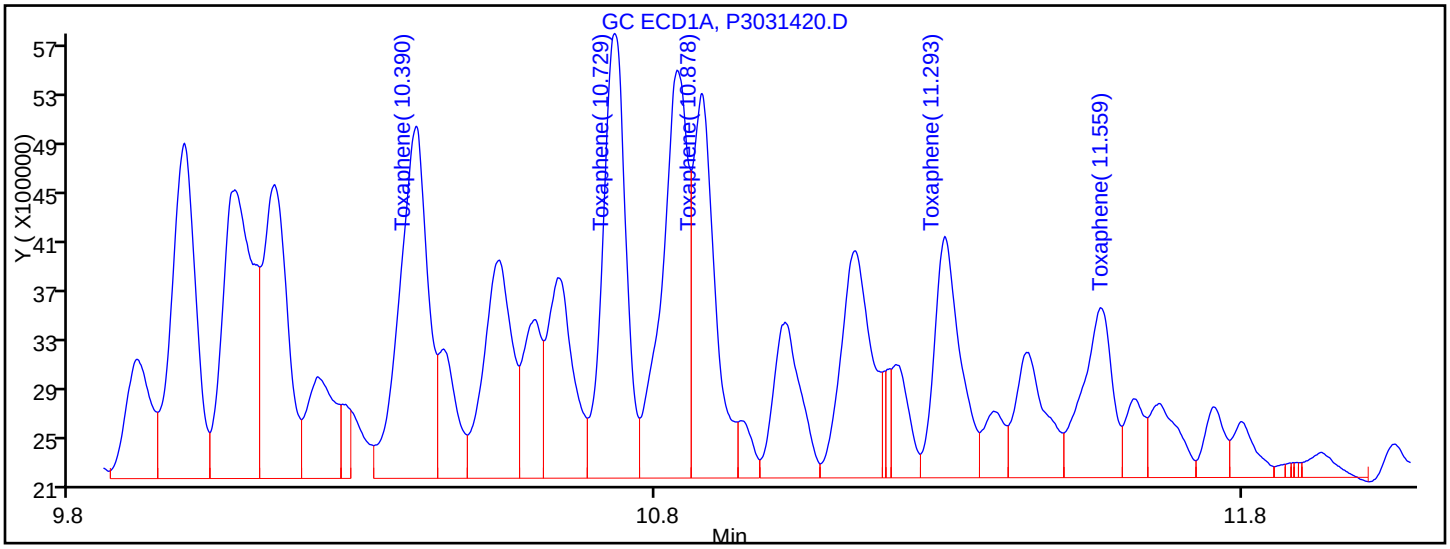

Manual Integration Results

RT = 10.390	Response = 9286041	M
RT = 10.729	Response = 9626325	M
RT = 10.878	Response = 7779838	M
RT = 11.293	Response = 5842596	M
RT = 11.559	Response = 4737004	M

Reviewer: shockr, 15-Mar-2013 07:29:23

Audit Action: Assigned New Baseline

Audit Reason: Baseline Event

TestAmerica Canton
Target Compound Quantitation Report

Data File:	\\NCChrom\ChromData\A2HP3\20130314-17984.b\P3031421.D		
Lims ID:	STD TOX2	Client ID:	
Inject. Date:	14-Mar-2013 17:00:29	Dil. Factor:	1.0000
Sample Type:	IC	Calib Level:	2
Sample ID:	240-0017984-021		
Misc. Info.:			
Operator:	402582	Instrument ID:	A2HP3
Injection Vol:	1.0 ul	ALS Bottle#:	21
Lims Batch ID:	78295	Lims Sample ID:	21
Sublist:	chrom-PEST3*sub5		
Detector 1 :	GC ECD1A		
Detector 2 :	GC ecd2b		

Method:	\\NCChrom\ChromData\A2HP3\20130314-17984.b\PEST3.m		
Last Update:	15-Mar-2013 07:54:44	Calib Date:	14-Mar-2013 20:00:25
Quant Method:	External Standard	Quant By:	Initial Calibration
Last ICal File:	\\NCChrom\ChromData\A2HP3\20130314-17984.b\P3031430.D		
Limit Group:	GC 8081 D0D ICAL		
Integrator:	Falcon		
Column Type:		Column Dia:	
Process Host:	XAWRK032		

First Level Reviewer: shockr Date: 15-Mar-2013 07:29:05

Det	Sig	RT	EXP RT	DLT RT	Response	On-Col Amt ng/ul	Ratio Range	Ratio	Flags
30 Toxaphene									M
1	1	10.388	10.386	0.002	22738539	0.4645		100.0	M
1	2	10.729	10.729	0.000	23407030	0.4701	81.1- 121.1	102.9	M
1	3	10.880	10.879	0.001	19030200	0.4640	65.0- 105.0	83.7	M
1	4	11.293	11.292	0.001	14363660	0.4607	43.1- 83.1	63.2	M
1	5	11.560	11.560	0.000	11948702	0.4568	32.5- 72.5	52.5	M
			Average of Peak Amounts =			0.4632			
2	100	10.530	10.532	-0.002	8055636	0.4771		100.0	
2	2	11.117	11.117	0.000	10189844	0.4732	108.3- 148.3	126.5	
2	3	11.533	11.535	-0.002	12265920	0.4712	134.7- 174.7	152.3	
2	4	12.277	12.278	-0.001	14593260	0.4814	157.2- 197.2	181.2	
2	5	12.836	12.837	-0.001	5822614	0.4764	51.7- 91.7	72.3	
			Average of Peak Amounts =			0.4759			
						RPD = 2.69			

QC Flag Legend

Review Flags
M - Manually Integrated

Report Date: 15-Mar-2013 07:54:45 Chrom Revision: 2.0 01-Feb-2013 10:03:10

TestAmerica Canton

Data File:	\\NCChrom\ChromData\A2HP3\20130314-17984.b\P3031421.D		
Injection Date:	14-Mar-2013 17:00:29	Limit Group:	GC 8081 D0D ICAL
Client ID:		Instrument ID:	A2HP3
Lims Batch ID:	78295	Lims Sample ID:	21
Operator ID:	402582	Injection Vol:	1.0 ul
Column Type:		Column Dia:	

Y Scaling: Method Defined: Set to Absolute Y Value

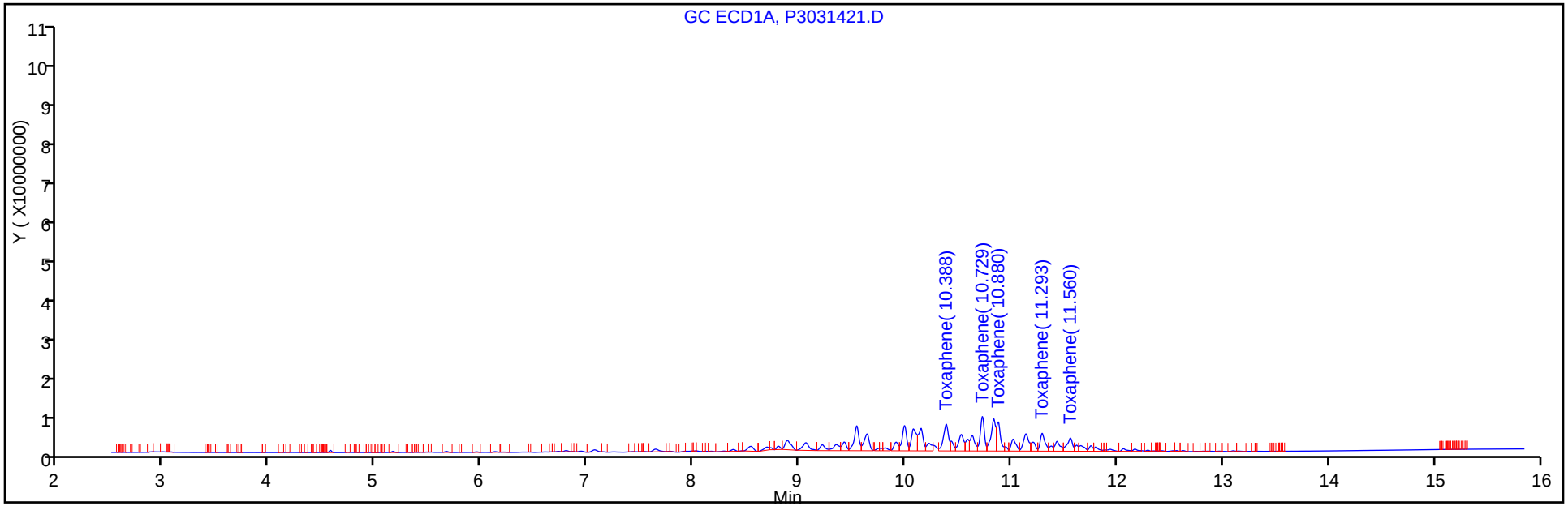

Y Scaling: Method Defined: Set to Absolute Y Value

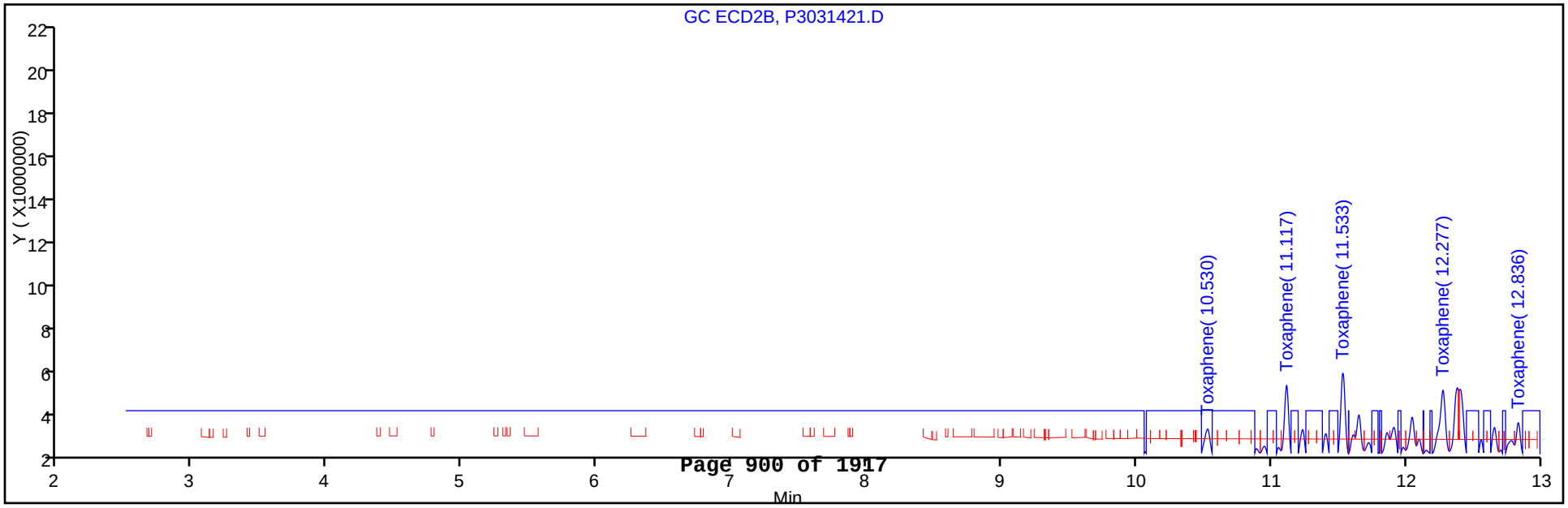

Report Date: 15-Mar-2013 07:54:45 Chrom Revision: 2.0 01-Feb-2013 10:03:10

TestAmerica Canton

Data File: \\NCChrom\ChromData\A2HP3\20130314-17984.b\P3031421.D

Injection Date:	14-Mar-2013 17:00:29	Limit Group:	GC 8081 D0D ICAL
Client ID:		Instrument ID:	A2HP3
Lims Batch ID:	78295	Lims Sample ID:	21
Operator ID:	402582	Injection Vol:	1.0 ul
Column Type:		Column Dia:	

30 Toxaphene, Detector: 1, GC ECD1A

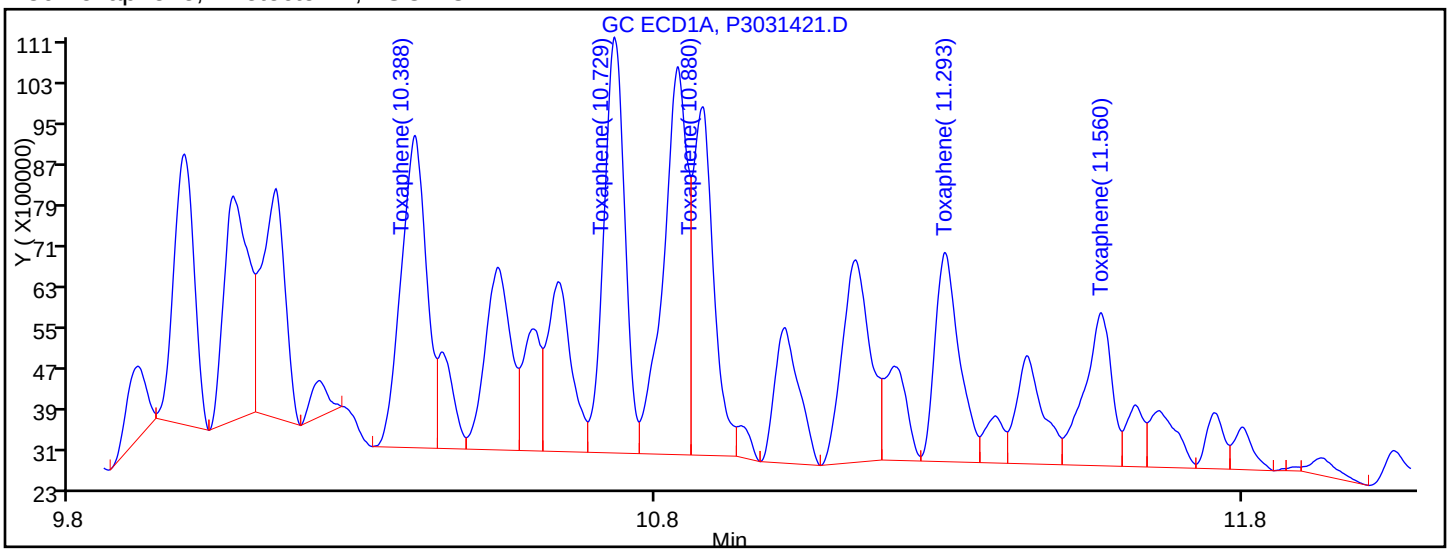

Processing Integration Results

RT = 10.388	Response = 18610725	M
RT = 10.729	Response = 20567473	M
RT = 10.880	Response = 16728794	M
RT = 11.293	Response = 11952490	M
RT = 11.560	Response = 9853335	M

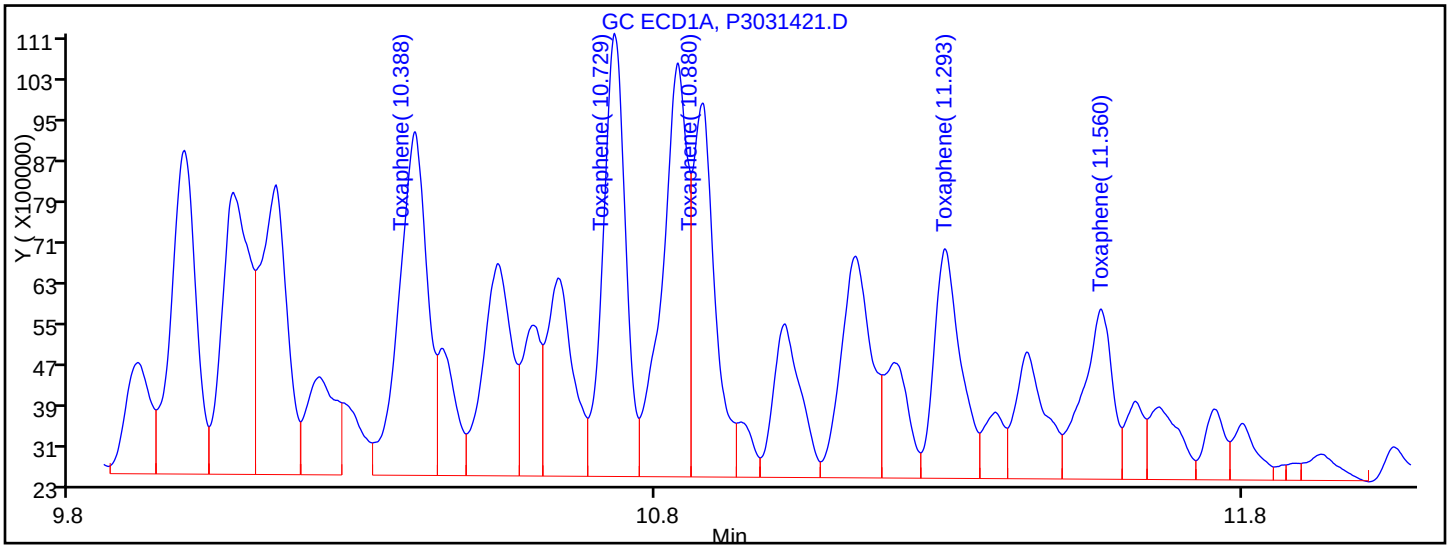

Manual Integration Results

RT = 10.388	Response = 22738539	M
RT = 10.729	Response = 23407030	M
RT = 10.880	Response = 19030200	M
RT = 11.293	Response = 14363660	M
RT = 11.560	Response = 11948702	M

Reviewer: shockr, 15-Mar-2013 07:33:59

Audit Action: Assigned New Baseline

Audit Reason: Baseline Event

TestAmerica Canton
Target Compound Quantitation Report

Data File:	\\NCChrom\ChromData\A2HP3\20130314-17984.b\P3031422.D		
Lims ID:	STD TOX3	Client ID:	
Inject. Date:	14-Mar-2013 17:20:29	Dil. Factor:	1.0000
Sample Type:	IC	Calib Level:	3
Sample ID:	240-0017984-022		
Misc. Info.:			
Operator:	402582	Instrument ID:	A2HP3
Injection Vol:	1.0 ul	ALS Bottle#:	22
Lims Batch ID:	78295	Lims Sample ID:	22
Sublist:	chrom-PEST3*sub5		
Detector 1 :	GC ECD1A		
Detector 2 :	GC ecd2b		

Method:	\\NCChrom\ChromData\A2HP3\20130314-17984.b\PEST3.m		
Last Update:	15-Mar-2013 07:54:46	Calib Date:	14-Mar-2013 20:00:25
Quant Method:	External Standard	Quant By:	Initial Calibration
Last ICal File:	\\NCChrom\ChromData\A2HP3\20130314-17984.b\P3031430.D		
Limit Group:	GC 8081 D0D ICAL		
Integrator:	Falcon		
Column Type:		Column Dia:	
Process Host:	XAWRK032		

First Level Reviewer: shockr Date: 15-Mar-2013 07:28:50

Det	Sig	RT	EXP RT	DLT RT	Response	On-Col Amt ng/ul	Ratio Range	Ratio	Flags
30 Toxaphene									M
1	1	10.386	10.386	0.000	49314516	1.01		100.0	M
1	2	10.729	10.729	0.000	49873719	1.00	81.1- 121.1	101.1	M
1	3	10.879	10.879	0.000	41893479	1.02	65.0- 105.0	85.0	M
1	4	11.292	11.292	0.000	31123539	1.00	43.1- 83.1	63.1	M
1	5	11.560	11.560	0.000	25877371	0.9893	32.5- 72.5	52.5	M
			Average of Peak Amounts =			1.00			
2	100	10.532	10.532	0.000	16682993	0.9881		100.0	M
2	2	11.117	11.117	0.000	21412233	0.99	108.3- 148.3	128.3	M
2	3	11.535	11.535	0.000	25814822	0.99	134.7- 174.7	154.7	M
2	4	12.278	12.278	0.000	29558438	0.9750	157.2- 197.2	177.2	M
2	5	12.837	12.837	0.000	11963681	0.9788	51.7- 91.7	71.7	M
			Average of Peak Amounts =			0.9856			
						RPD = 1.81			

QC Flag Legend

Review Flags
M - Manually Integrated

Report Date: 15-Mar-2013 07:54:47 Chrom Revision: 2.0 01-Feb-2013 10:03:10

TestAmerica Canton

Data File:	\\NCChrom\ChromData\A2HP3\20130314-17984.b\P3031422.D		
Injection Date:	14-Mar-2013 17:20:29	Limit Group:	GC 8081 D0D ICAL
Client ID:		Instrument ID:	A2HP3
Lims Batch ID:	78295	Lims Sample ID:	22
Operator ID:	402582	Injection Vol:	1.0 ul
Column Type:		Column Dia:	

Y Scaling: Method Defined: Set to Absolute Y Value

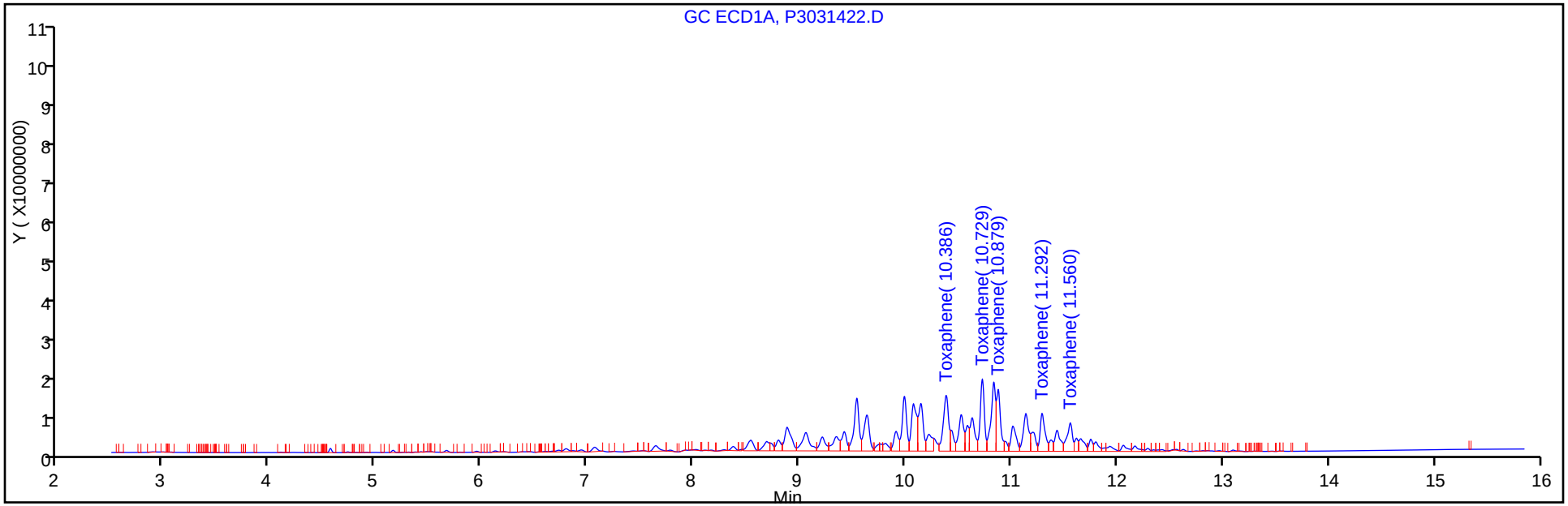

Y Scaling: Method Defined: Set to Absolute Y Value

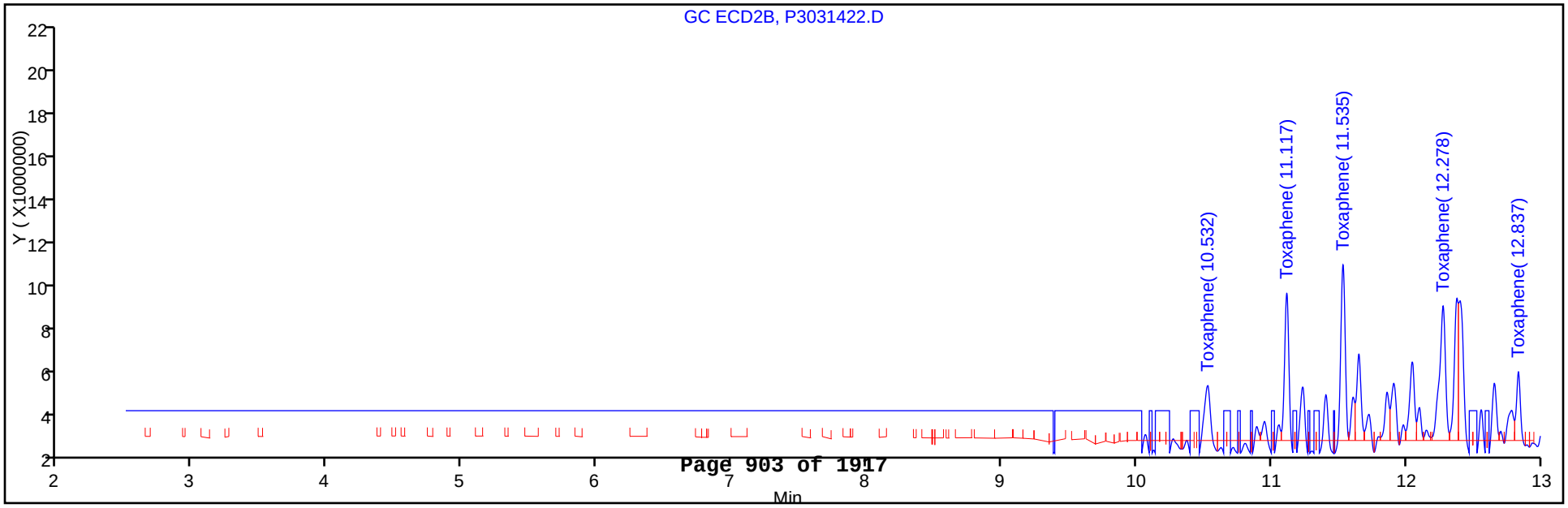

Report Date: 15-Mar-2013 07:54:47 Chrom Revision: 2.0 01-Feb-2013 10:03:10

TestAmerica Canton

Data File: \\NCChrom\ChromData\A2HP3\20130314-17984.b\P3031422.D

Injection Date: 14-Mar-2013 17:20:29 Limit Group: GC 8081 D0D ICAL

Client ID: Instrument ID: A2HP3

Lims Batch ID: 78295 Lims Sample ID: 22

Operator ID: 402582 Injection Vol: 1.0 ul

Column Type: Column Dia:

30 Toxaphene, Detector: 1, GC ECD1A

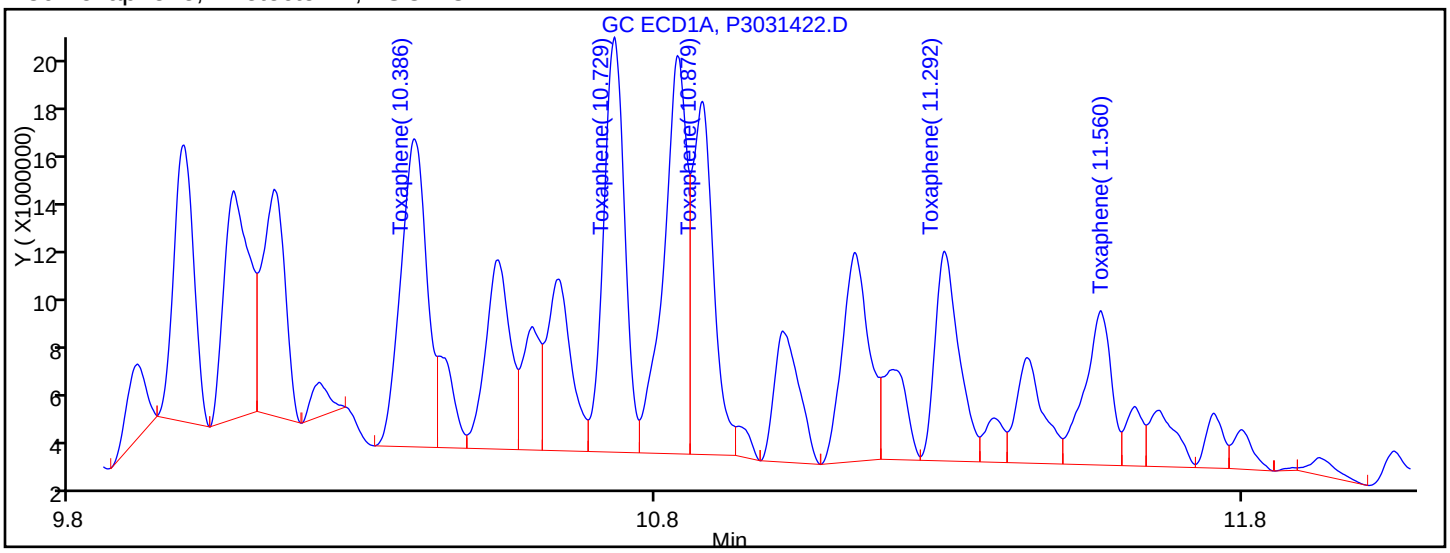

Processing Integration Results

RT = 10.386	Response = 38637322	M
RT = 10.729	Response = 42263636	M
RT = 10.879	Response = 35609227	M
RT = 11.292	Response = 24313624	M
RT = 11.560	Response = 19975418	M

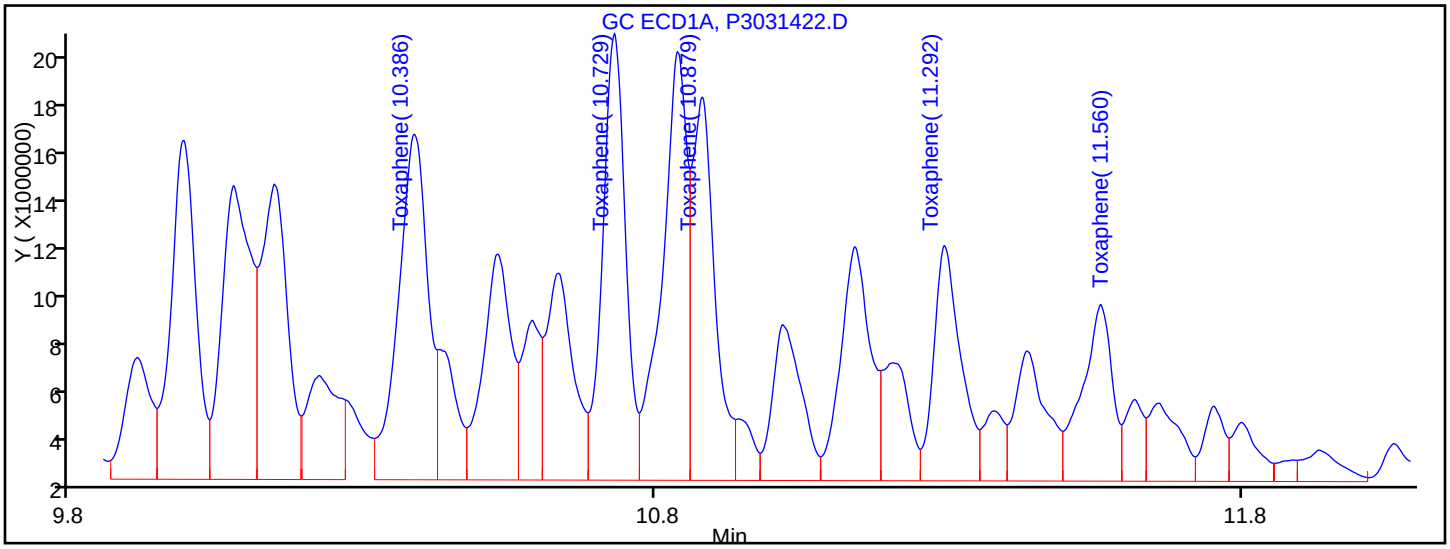

Manual Integration Results

RT = 10.386	Response = 49314516	M
RT = 10.729	Response = 49873719	M
RT = 10.879	Response = 41893479	M
RT = 11.292	Response = 31123539	M
RT = 11.560	Response = 25877371	M

Reviewer: shockr, 15-Mar-2013 07:28:50

Audit Action: Assigned New Baseline

Audit Reason: Baseline Event

TestAmerica Canton
Target Compound Quantitation Report

Data File:	\\NCChrom\ChromData\A2HP3\20130314-17984.b\P3031423.D		
Lims ID:	STD TOX4	Client ID:	
Inject. Date:	14-Mar-2013 17:40:27	Dil. Factor:	1.0000
Sample Type:	IC	Calib Level:	4
Sample ID:	240-0017984-023		
Misc. Info.:			
Operator:	402582	Instrument ID:	A2HP3
Injection Vol:	1.0 ul	ALS Bottle#:	23
Lims Batch ID:	78295	Lims Sample ID:	23
Sublist:	chrom-PEST3*sub5		
Detector 1 :	GC ECD1A		
Detector 2 :	GC ecd2b		

Method:	\\NCChrom\ChromData\A2HP3\20130314-17984.b\PEST3.m		
Last Update:	15-Mar-2013 07:54:47	Calib Date:	14-Mar-2013 20:00:25
Quant Method:	External Standard	Quant By:	Initial Calibration
Last ICal File:	\\NCChrom\ChromData\A2HP3\20130314-17984.b\P3031430.D		
Limit Group:	GC 8081 D0D ICAL		
Integrator:	Falcon		
Column Type:		Column Dia:	
Process Host:	XAWRK032		

First Level Reviewer: shockr Date: 15-Mar-2013 07:34:35

Det	Sig	RT	EXP RT	DLT RT	Response	On-Col Amt ng/ul	Ratio Range	Ratio	Flags
30 Toxaphene									
1	1	10.389	10.386	0.003	101593105	2.08		100.0	
1	2	10.730	10.729	0.001	100812821	2.02	81.1- 121.1	99.2	
1	3	10.878	10.879	-0.001	83595765	2.04	65.0- 105.0	82.3	
1	4	11.293	11.292	0.001	63727669	2.04	43.1- 83.1	62.7	
1	5	11.560	11.560	0.000	53731158	2.05	32.5- 72.5	52.9	
			Average of Peak Amounts =			2.05			
2	100	10.531	10.532	-0.001	31704777	1.88		100.0	
2	2	11.116	11.117	-0.001	42103609	1.96	108.3- 148.3	132.8	
2	3	11.534	11.535	-0.001	51048064	1.96	134.7- 174.7	161.0	
2	4	12.277	12.278	-0.001	58482091	1.93	157.2- 197.2	184.5	A
2	5	12.835	12.837	-0.002	23411889	1.92	51.7- 91.7	73.8	A
			Average of Peak Amounts =			1.93			
						RPD = 6.01			

Report Date: 15-Mar-2013 07:54:48 Chrom Revision: 2.0 01-Feb-2013 10:03:10

TestAmerica Canton

Data File:	\\NCChrom\ChromData\A2HP3\20130314-17984.b\P3031423.D		
Injection Date:	14-Mar-2013 17:40:27	Limit Group:	GC 8081 D0D ICAL
Client ID:		Instrument ID:	A2HP3
Lims Batch ID:	78295	Lims Sample ID:	23
Operator ID:	402582	Injection Vol:	1.0 ul
Column Type:		Column Dia:	

Y Scaling: Method Defined: Set to Absolute Y Value

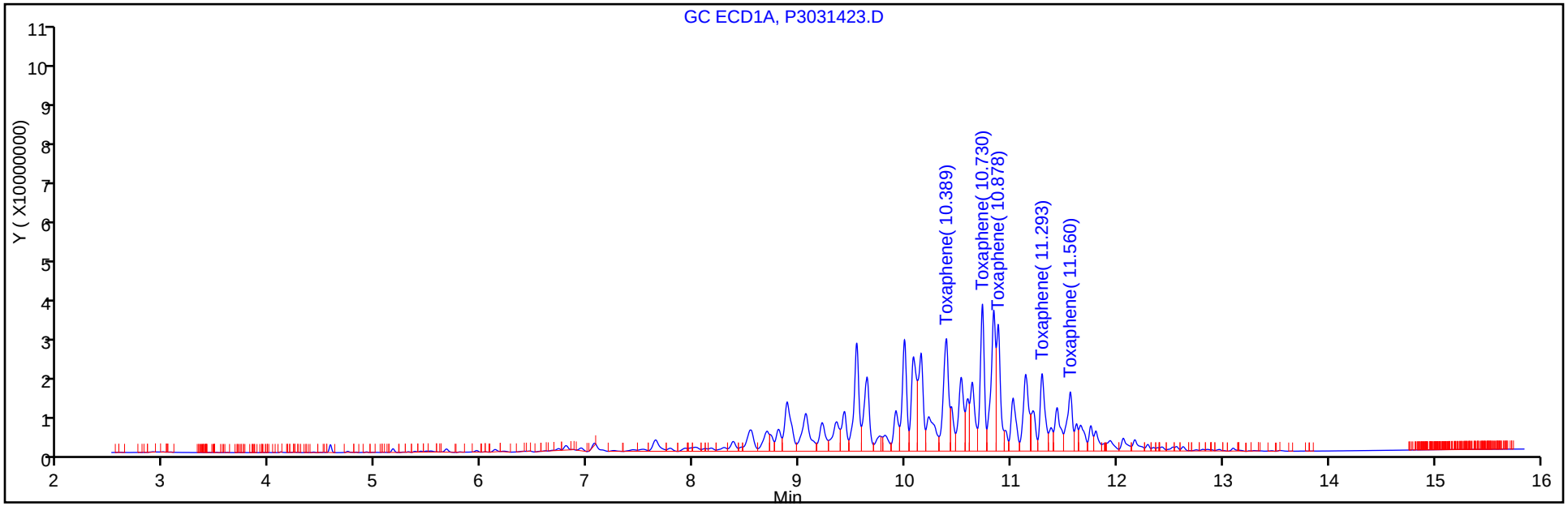

Y Scaling: Method Defined: Set to Absolute Y Value

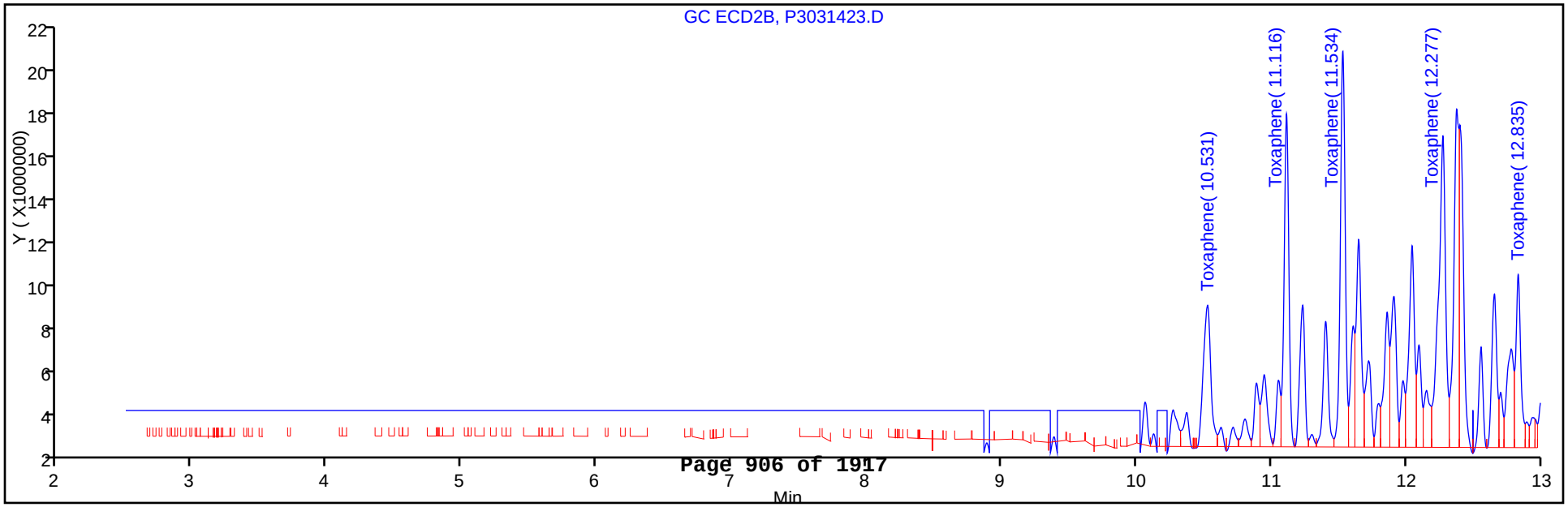

TestAmerica Canton
Target Compound Quantitation Report

Data File:	\\NCChrom\ChromData\A2HP3\20130314-17984.b\P3031424.D		
Lims ID:	STD TOX5	Client ID:	
Inject. Date:	14-Mar-2013 18:00:27	Dil. Factor:	1.0000
Sample Type:	IC	Calib Level:	5
Sample ID:	240-0017984-024		
Misc. Info.:			
Operator:	402582	Instrument ID:	A2HP3
Injection Vol:	1.0 ul	ALS Bottle#:	24
Lims Batch ID:	78295	Lims Sample ID:	24
Sublist:	chrom-PEST3*sub5		
Detector 1 :	GC ECD1A		
Detector 2 :	GC ecd2b		

Method:	\\NCChrom\ChromData\A2HP3\20130314-17984.b\PEST3.m		
Last Update:	15-Mar-2013 07:54:49	Calib Date:	14-Mar-2013 20:00:25
Quant Method:	External Standard	Quant By:	Initial Calibration
Last ICal File:	\\NCChrom\ChromData\A2HP3\20130314-17984.b\P3031430.D		
Limit Group:	GC 8081 D0D ICAL		
Integrator:	Falcon		
Column Type:		Column Dia:	
Process Host:	XAWRK032		

First Level Reviewer: shockr Date: 15-Mar-2013 07:28:30

Det	Sig	RT	EXP RT	DLT RT	Response	On-Col Amt ng/ul	Ratio Range	Ratio	Flags
30 Toxaphene									M
1	1	10.388	10.386	0.002	263734805	5.39		100.0	M
1	2	10.728	10.729	-0.001	268763022	5.40	81.1- 121.1	101.9	M
1	3	10.878	10.879	-0.001	222109554	5.42	65.0- 105.0	84.2	M
1	4	11.293	11.292	0.001	174780978	5.61	43.1- 83.1	66.3	M
1	5	11.560	11.560	0.000	152313906	5.82	32.5- 72.5	57.8	M
			Average of Peak Amounts =			5.53			
2	100	10.530	10.532	-0.002	96812641	5.73		100.0	M
2	2	11.117	11.117	0.000	121391530	5.64	108.3- 148.3	125.4	M
2	3	11.533	11.535	-0.002	147899283	5.68	134.7- 174.7	152.8	M
2	4	12.277	12.278	-0.001	171218541	5.65	157.2- 197.2	176.9	M
2	5	12.837	12.837	0.000	68962047	5.64	51.7- 91.7	71.2	M
			Average of Peak Amounts =			5.67			
						RPD = 2.55			

QC Flag Legend

Review Flags
M - Manually Integrated

Report Date: 15-Mar-2013 07:54:50 Chrom Revision: 2.0 01-Feb-2013 10:03:10

TestAmerica Canton

Data File:	\\NCChrom\ChromData\A2HP3\20130314-17984.b\P3031424.D		
Injection Date:	14-Mar-2013 18:00:27	Limit Group:	GC 8081 D0D ICAL
Client ID:		Instrument ID:	A2HP3
Lims Batch ID:	78295	Lims Sample ID:	24
Operator ID:	402582	Injection Vol:	1.0 ul
Column Type:		Column Dia:	

Y Scaling: Method Defined: Set to Absolute Y Value

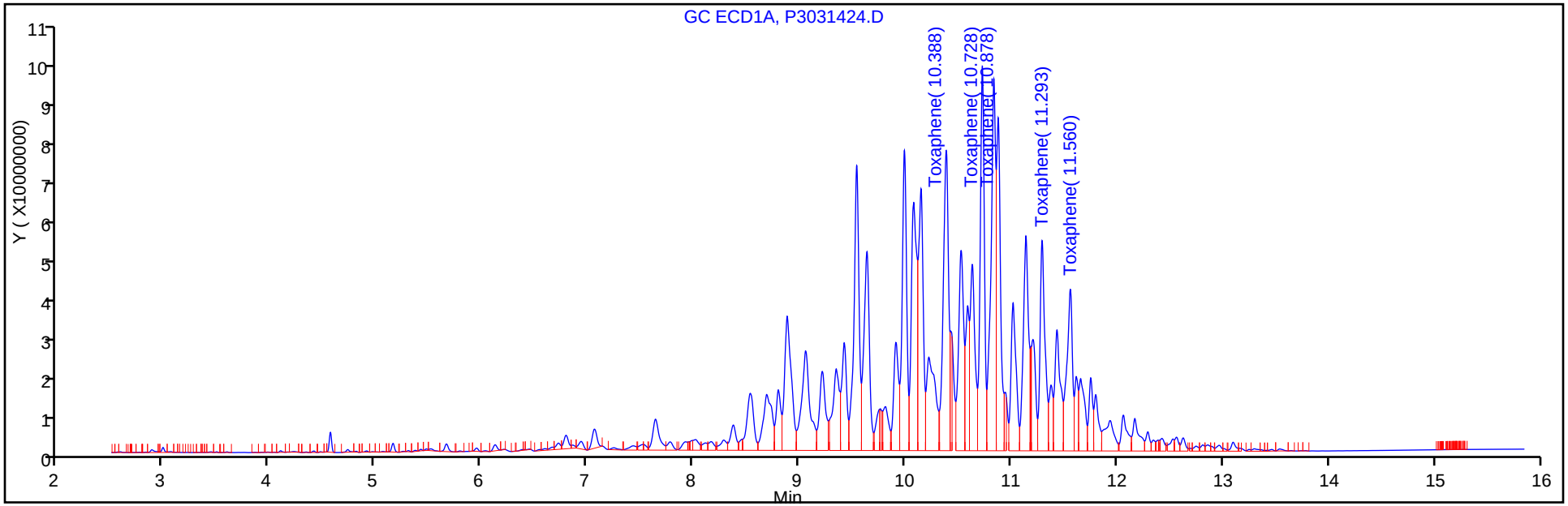

Y Scaling: Method Defined: Set to Absolute Y Value

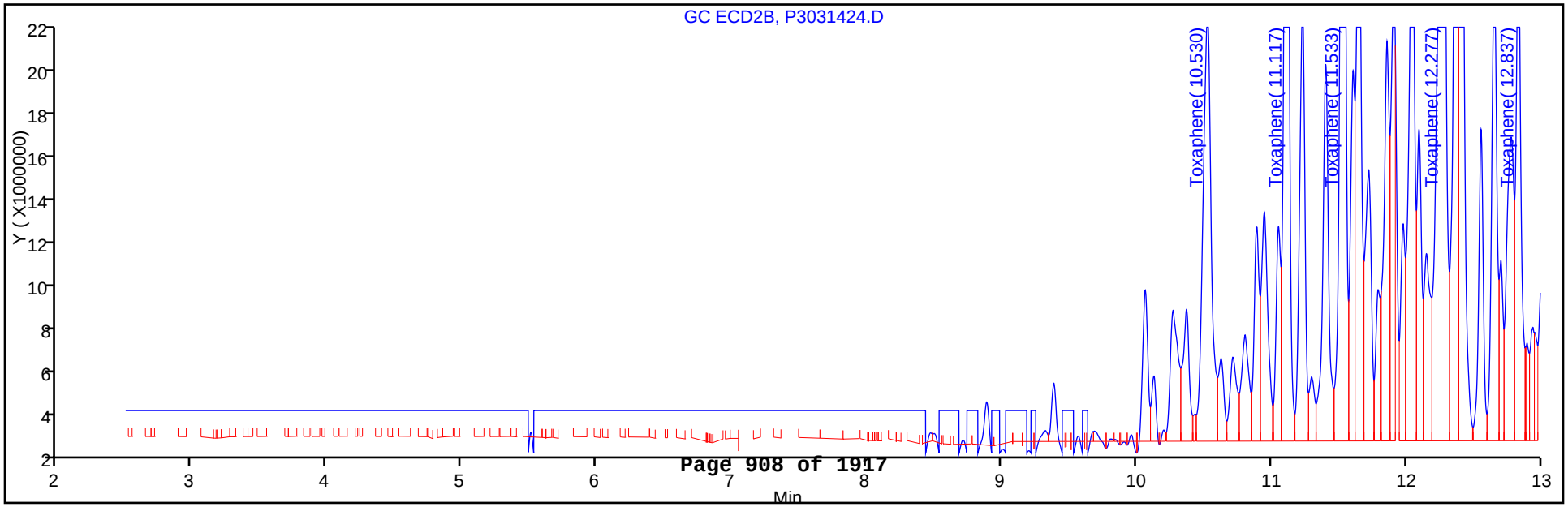

Report Date: 15-Mar-2013 07:54:50 Chrom Revision: 2.0 01-Feb-2013 10:03:10

TestAmerica Canton

Data File: \\NCChrom\ChromData\A2HP3\20130314-17984.b\P3031424.D

Injection Date: 14-Mar-2013 18:00:27 Limit Group: GC 8081 D0D ICAL

Client ID: Instrument ID: A2HP3

Lims Batch ID: 78295 Lims Sample ID: 24

Operator ID: 402582 Injection Vol: 1.0 ul

Column Type: Column Dia:

30 Toxaphene, Detector: 1, GC ECD1A

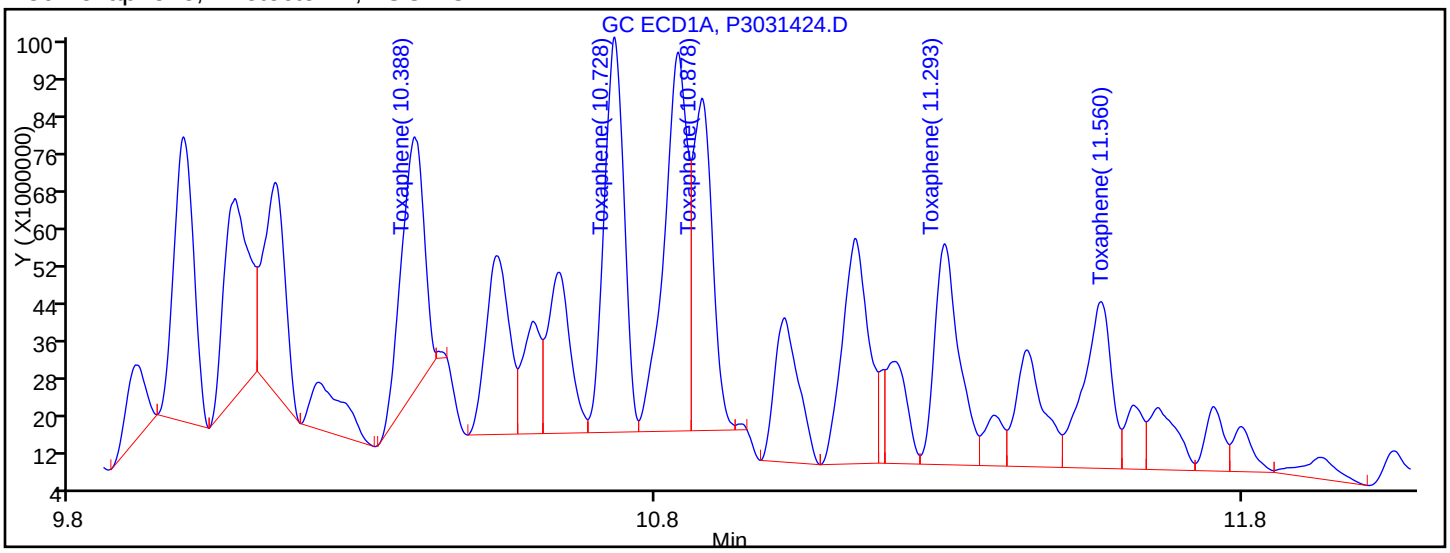

Processing Integration Results

RT = 10.388	Response = 147514841	M
RT = 10.728	Response = 201031410	M
RT = 10.878	Response = 161632618	M
RT = 11.293	Response = 137646578	M
RT = 11.560	Response = 119465882	M

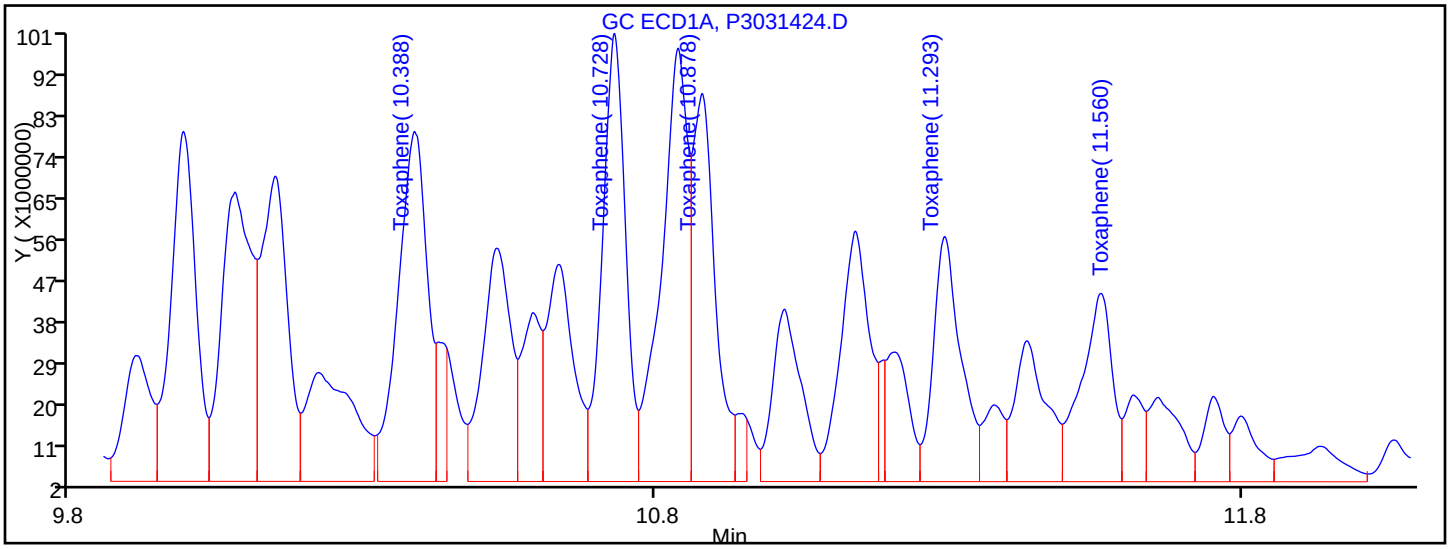

Manual Integration Results

RT = 10.388	Response = 263734805	M
RT = 10.728	Response = 268763022	M
RT = 10.878	Response = 222109554	M
RT = 11.293	Response = 174780978	M
RT = 11.560	Response = 152313906	M

Reviewer: shockr, 15-Mar-2013 07:28:30

Audit Action: Assigned New Baseline

Audit Reason: Baseline Event

FORM VI
GC SEMI VOA INITIAL CALIBRATION DATA
EXTERNAL STANDARD RETENTION TIME SUMMARY

Lab Name: TestAmerica Canton Job No.: 240-21987-1 Analy Batch No.: 78295

SDG No.:

Instrument ID: A2HP3 GC Column: CLP-2 ID: 0.53(mm) Heated Purge: (Y/N) N

Calibration Start Date: 03/14/2013 16:40 Calibration End Date: 03/14/2013 18:00 Calibration ID: 14145

Calibration Files:

LEVEL:	LAB SAMPLE ID:	LAB FILE ID:
Level 1	STD 240-78295/20	P3031420.D
Level 2	STD 240-78295/21	P3031421.D
Level 3	STD 240-78295/22	P3031422.D
Level 4	STD 240-78295/23	P3031423.D
Level 5	STD 240-78295/24	P3031424.D

ANALYTE	LVL 1	LVL 2	LVL 3	LVL 4	LVL 5						RT WINDOW	AVG RT
Toxaphene Peak 1	10.531	10.530	10.532	10.531	10.530						10.502 - 10.562	10.531
Toxaphene Peak 2	11.116	11.117	11.117	11.116	11.117						11.087 - 11.147	11.117
Toxaphene Peak 3	11.534	11.533	11.535	11.534	11.533						11.505 - 11.565	11.534
Toxaphene Peak 4	12.277	12.277	12.278	12.277	12.277						12.248 - 12.308	12.277
Toxaphene Peak 5	12.838	12.836	12.837	12.835	12.837						12.807 - 12.867	12.837

FORM VI
GC SEMI VOA INITIAL CALIBRATION DATA
EXTERNAL STANDARD CURVE EVALUATION

Lab Name: TestAmerica Canton Job No.: 240-21987-1 Analy Batch No.: 78295

SDG No.:

Instrument ID: A2HP3 GC Column: CLP-2 ID: 0.53(mm) Heated Purge: (Y/N) N

Calibration Start Date: 03/14/2013 16:40 Calibration End Date: 03/14/2013 18:00 Calibration ID: 14145

Calibration Files:

LEVEL:	LAB SAMPLE ID:	LAB FILE ID:
Level 1	STD 240-78295/20	P3031420.D
Level 2	STD 240-78295/21	P3031421.D
Level 3	STD 240-78295/22	P3031422.D
Level 4	STD 240-78295/23	P3031423.D
Level 5	STD 240-78295/24	P3031424.D

ANALYTE	CF				CURVE TYPE	COEFFICIENT			#	MIN CF	%RSD	#	MAX %RSD	R^2 OR COD	#	MIN R^2 OR COD
	LVL 1 LVL 5	LVL 2	LVL 3	LVL 4		B	M1	M2								
Toxaphene Peak 1	16406490 19362528	16111272	16682993	15852389	Ave		16883134.3				8.4		20.0			
Toxaphene Peak 2	20548375 24278306	20379688	21412233	21051805	Ave		21534081.3				7.4		20.0			
Toxaphene Peak 3	24696705 29579857	24531840	25814822	25524032	Ave		26029451.1				7.9		20.0			
Toxaphene Peak 4	29347695 34243708	29186520	29558438	29241046	Ave		30315481.3				7.3		20.0			
Toxaphene Peak 5	12007610 13792409	11645228	11963681	11705945	Ave		12222974.6				7.3		20.0			

Note: The m1 coefficient is the same as Ave CF for an Ave curve type.

FORM VI
GC SEMI VOA INITIAL CALIBRATION DATA
EXTERNAL STANDARD RESPONSE AND CONCENTRATION

Lab Name: TestAmerica Canton Job No.: 240-21987-1 Analy Batch No.: 78295

SDG No.:

Instrument ID: A2HP3 GC Column: CLP-2 ID: 0.53(mm) Heated Purge: (Y/N) N

Calibration Start Date: 03/14/2013 16:40 Calibration End Date: 03/14/2013 18:00 Calibration ID: 14145

Calibration Files:

LEVEL:	LAB SAMPLE ID:	LAB FILE ID:
Level 1	STD 240-78295/20	P3031420.D
Level 2	STD 240-78295/21	P3031421.D
Level 3	STD 240-78295/22	P3031422.D
Level 4	STD 240-78295/23	P3031423.D
Level 5	STD 240-78295/24	P3031424.D

ANALYTE	CURVE TYPE	RESPONSE					CONCENTRATION (NG/UL)				
		LVL 1	LVL 2	LVL 3	LVL 4	LVL 5	LVL 1	LVL 2	LVL 3	LVL 4	LVL 5
Toxaphene Peak 1	Ave	3281298	8055636	16682993	31704777	96812641	0.200	0.500	1.00	2.00	5.00
Toxaphene Peak 2	Ave	4109675	10189844	21412233	42103609	121391530	0.200	0.500	1.00	2.00	5.00
Toxaphene Peak 3	Ave	4939341	12265920	25814822	51048064	147899283	0.200	0.500	1.00	2.00	5.00
Toxaphene Peak 4	Ave	5869539	14593260	29558438	58482091	171218541	0.200	0.500	1.00	2.00	5.00
Toxaphene Peak 5	Ave	2401522	5822614	11963681	23411889	68962047	0.200	0.500	1.00	2.00	5.00

Curve Type Legend:

Ave = Average

TestAmerica Canton
Target Compound Quantitation Report

Data File:	\\NCChrom\ChromData\A2HP3\20130314-17984.b\P3031420.D		
Lims ID:	STD TOX 1	Client ID:	
Inject. Date:	14-Mar-2013 16:40:30	Dil. Factor:	1.0000
Sample Type:	IC	Calib Level:	1
Sample ID:	240-0017984-020		
Misc. Info.:			
Operator:	402582	Instrument ID:	A2HP3
Injection Vol:	1.0 ul	ALS Bottle#:	20
Lims Batch ID:	78295	Lims Sample ID:	20
Sublist:	chrom-PEST3*sub5		
Detector 1 :	GC ECD1A		
Detector 2 :	GC ecd2b		

Method:	\\NCChrom\ChromData\A2HP3\20130314-17984.b\PEST3.m		
Last Update:	15-Mar-2013 07:54:42	Calib Date:	14-Mar-2013 20:00:25
Quant Method:	External Standard	Quant By:	Initial Calibration
Last ICal File:	\\NCChrom\ChromData\A2HP3\20130314-17984.b\P3031430.D		
Limit Group:	GC 8081 D0D ICAL		
Integrator:	Falcon		
Column Type:		Column Dia:	
Process Host:	XAWRK032		

First Level Reviewer: shockr Date: 15-Mar-2013 07:29:23

Det	Sig	RT	EXP RT	DLT RT	Response	On-Col Amt ng/ul	Ratio Range	Ratio	Flags
30 Toxaphene									M
1	1	10.390	10.386	0.004	9286041	0.1897		100.0	M
1	2	10.729	10.729	0.000	9626325	0.1933	81.1- 121.1	103.7	M
1	3	10.878	10.879	-0.001	7779838	0.1897	65.0- 105.0	83.8	M
1	4	11.293	11.292	0.001	5842596	0.1874	43.1- 83.1	62.9	M
1	5	11.559	11.560	-0.001	4737004	0.1811	32.5- 72.5	51.0	M
			Average of Peak Amounts =			0.1882			
2	100	10.531	10.532	-0.001	3281298	0.1944		100.0	M
2	2	11.116	11.117	-0.001	4109675	0.1908	108.3- 148.3	125.2	M
2	3	11.534	11.535	-0.001	4939341	0.1898	134.7- 174.7	150.5	M
2	4	12.277	12.278	-0.001	5869539	0.1936	157.2- 197.2	178.9	M
2	5	12.838	12.837	0.001	2401522	0.1965	51.7- 91.7	73.2	M
			Average of Peak Amounts =			0.1930			
						RPD = 2.50			

QC Flag Legend

Review Flags
M - Manually Integrated

Report Date: 15-Mar-2013 07:54:44 Chrom Revision: 2.0 01-Feb-2013 10:03:10

TestAmerica Canton

Data File:	\\NCChrom\ChromData\A2HP3\20130314-17984.b\P3031420.D		
Injection Date:	14-Mar-2013 16:40:30	Limit Group:	GC 8081 D0D ICAL
Client ID:		Instrument ID:	A2HP3
Lims Batch ID:	78295	Lims Sample ID:	20
Operator ID:	402582	Injection Vol:	1.0 ul
Column Type:		Column Dia:	

Y Scaling: Method Defined: Set to Absolute Y Value

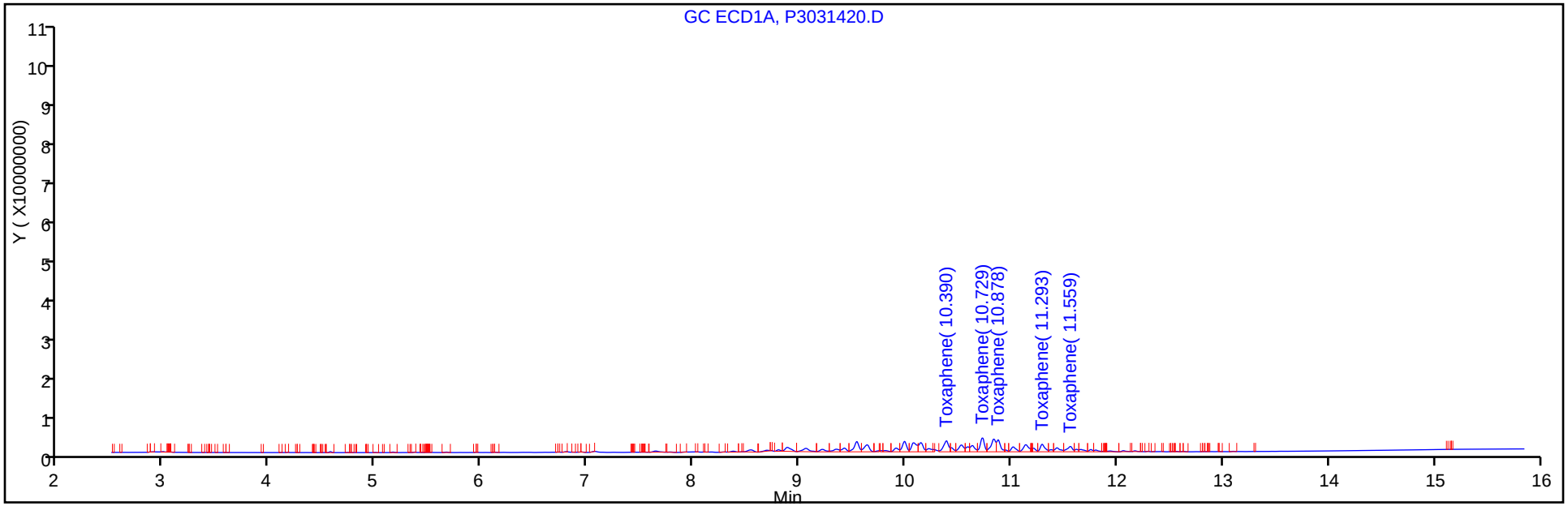

Y Scaling: Method Defined: Set to Absolute Y Value

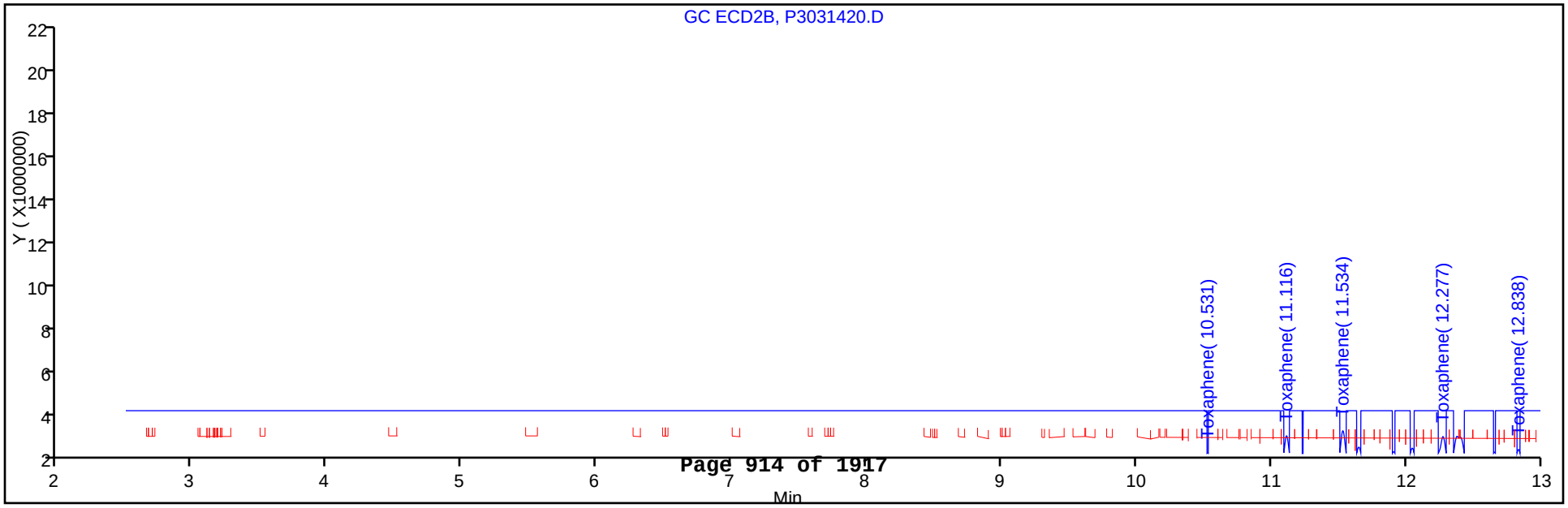

Report Date: 15-Mar-2013 07:54:44 Chrom Revision: 2.0 01-Feb-2013 10:03:10

TestAmerica Canton

Data File: \\NCChrom\ChromData\A2HP3\20130314-17984.b\P3031420.D

Injection Date: 14-Mar-2013 16:40:30 Limit Group: GC 8081 D0D ICAL

Client ID: Instrument ID: A2HP3

Lims Batch ID: 78295 Lims Sample ID: 20

Operator ID: 402582 Injection Vol: 1.0 ul

Column Type: Column Dia:

30 Toxaphene, Detector: 2, GC ecd2b

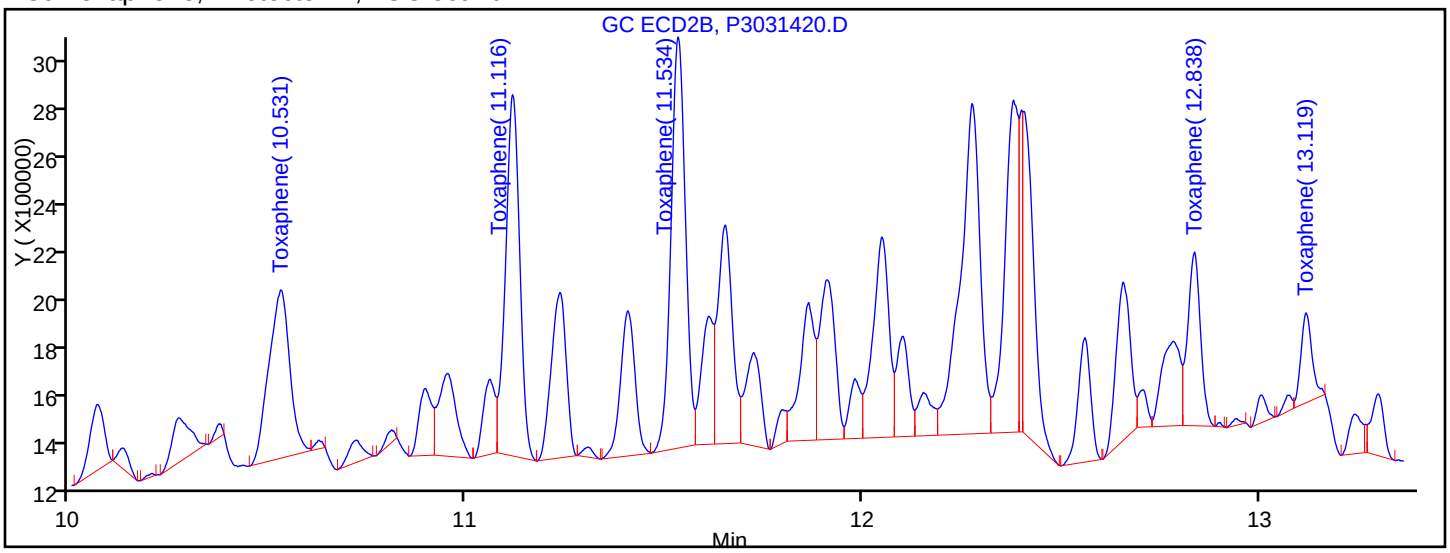

Processing Integration Results

RT = 10.531	Response = 2533892	M
RT = 11.116	Response = 3668956	M
RT = 11.534	Response = 4275134	M
RT = 12.838	Response = 1590281	M
RT = 13.119	Response = 719443	M

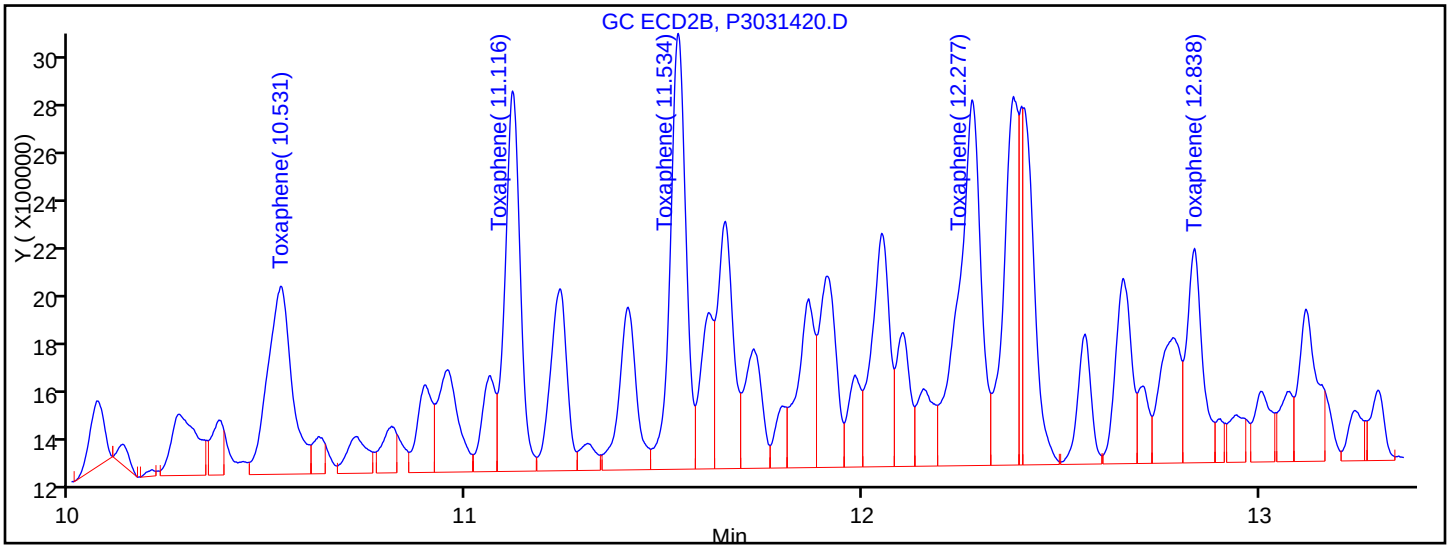

Manual Integration Results

RT = 10.531	Response = 3281298	M
RT = 11.116	Response = 4109675	M
RT = 11.534	Response = 4939341	M
RT = 12.277	Response = 5869539	M
RT = 12.838	Response = 2401522	M

Reviewer: shockr, 15-Mar-2013 07:29:23

Audit Action: Assigned New Baseline

Audit Reason: Baseline Event

TestAmerica Canton
Target Compound Quantitation Report

Data File:	\\NCChrom\ChromData\A2HP3\20130314-17984.b\P3031421.D		
Lims ID:	STD TOX2	Client ID:	
Inject. Date:	14-Mar-2013 17:00:29	Dil. Factor:	1.0000
Sample Type:	IC	Calib Level:	2
Sample ID:	240-0017984-021		
Misc. Info.:			
Operator:	402582	Instrument ID:	A2HP3
Injection Vol:	1.0 ul	ALS Bottle#:	21
Lims Batch ID:	78295	Lims Sample ID:	21
Sublist:	chrom-PEST3*sub5		
Detector 1 :	GC ECD1A		
Detector 2 :	GC ecd2b		

Method:	\\NCChrom\ChromData\A2HP3\20130314-17984.b\PEST3.m		
Last Update:	15-Mar-2013 07:54:44	Calib Date:	14-Mar-2013 20:00:25
Quant Method:	External Standard	Quant By:	Initial Calibration
Last ICal File:	\\NCChrom\ChromData\A2HP3\20130314-17984.b\P3031430.D		
Limit Group:	GC 8081 D0D ICAL		
Integrator:	Falcon		
Column Type:		Column Dia:	
Process Host:	XAWRK032		

First Level Reviewer: shockr Date: 15-Mar-2013 07:29:05

Det	Sig	RT	EXP RT	DLT RT	Response	On-Col Amt ng/ul	Ratio Range	Ratio	Flags
30 Toxaphene									M
1	1	10.388	10.386	0.002	22738539	0.4645		100.0	M
1	2	10.729	10.729	0.000	23407030	0.4701	81.1- 121.1	102.9	M
1	3	10.880	10.879	0.001	19030200	0.4640	65.0- 105.0	83.7	M
1	4	11.293	11.292	0.001	14363660	0.4607	43.1- 83.1	63.2	M
1	5	11.560	11.560	0.000	11948702	0.4568	32.5- 72.5	52.5	M
			Average of Peak Amounts =			0.4632			
2	100	10.530	10.532	-0.002	8055636	0.4771		100.0	
2	2	11.117	11.117	0.000	10189844	0.4732	108.3- 148.3	126.5	
2	3	11.533	11.535	-0.002	12265920	0.4712	134.7- 174.7	152.3	
2	4	12.277	12.278	-0.001	14593260	0.4814	157.2- 197.2	181.2	
2	5	12.836	12.837	-0.001	5822614	0.4764	51.7- 91.7	72.3	
			Average of Peak Amounts =			0.4759			
						RPD = 2.69			

QC Flag Legend

Review Flags
M - Manually Integrated

Report Date: 15-Mar-2013 07:54:45 Chrom Revision: 2.0 01-Feb-2013 10:03:10

TestAmerica Canton

Data File:	\\NCChrom\ChromData\A2HP3\20130314-17984.b\P3031421.D		
Injection Date:	14-Mar-2013 17:00:29	Limit Group:	GC 8081 D0D ICAL
Client ID:		Instrument ID:	A2HP3
Lims Batch ID:	78295	Lims Sample ID:	21
Operator ID:	402582	Injection Vol:	1.0 ul
Column Type:		Column Dia:	

Y Scaling: Method Defined: Set to Absolute Y Value

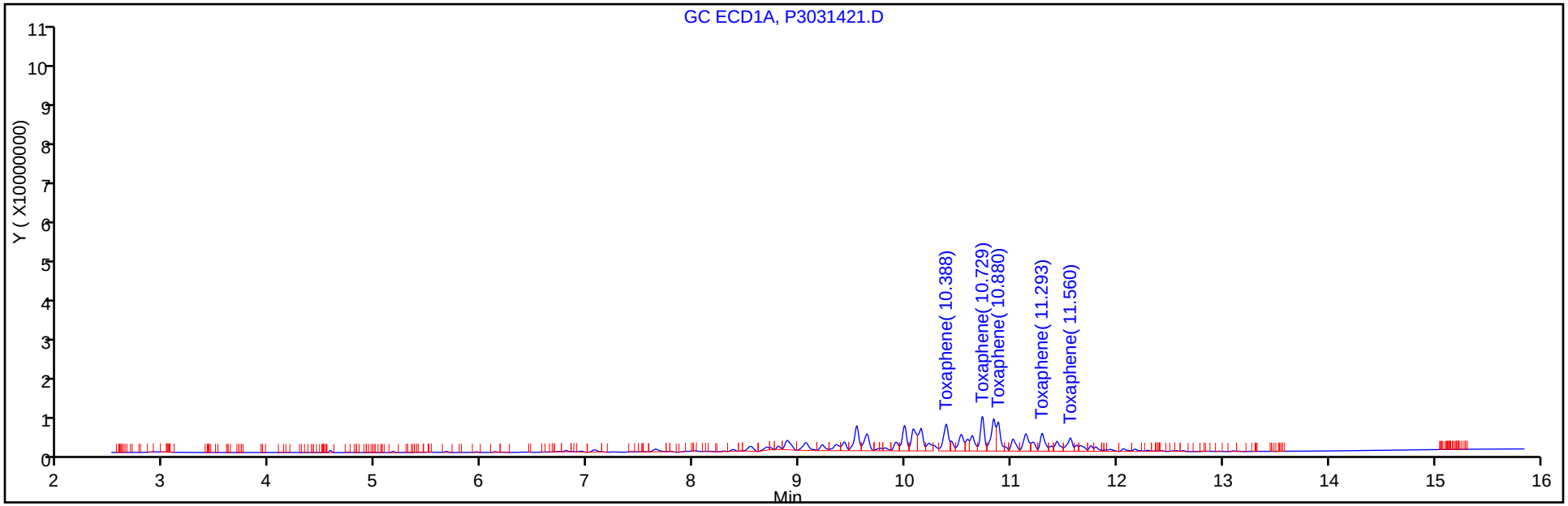

Y Scaling: Method Defined: Set to Absolute Y Value

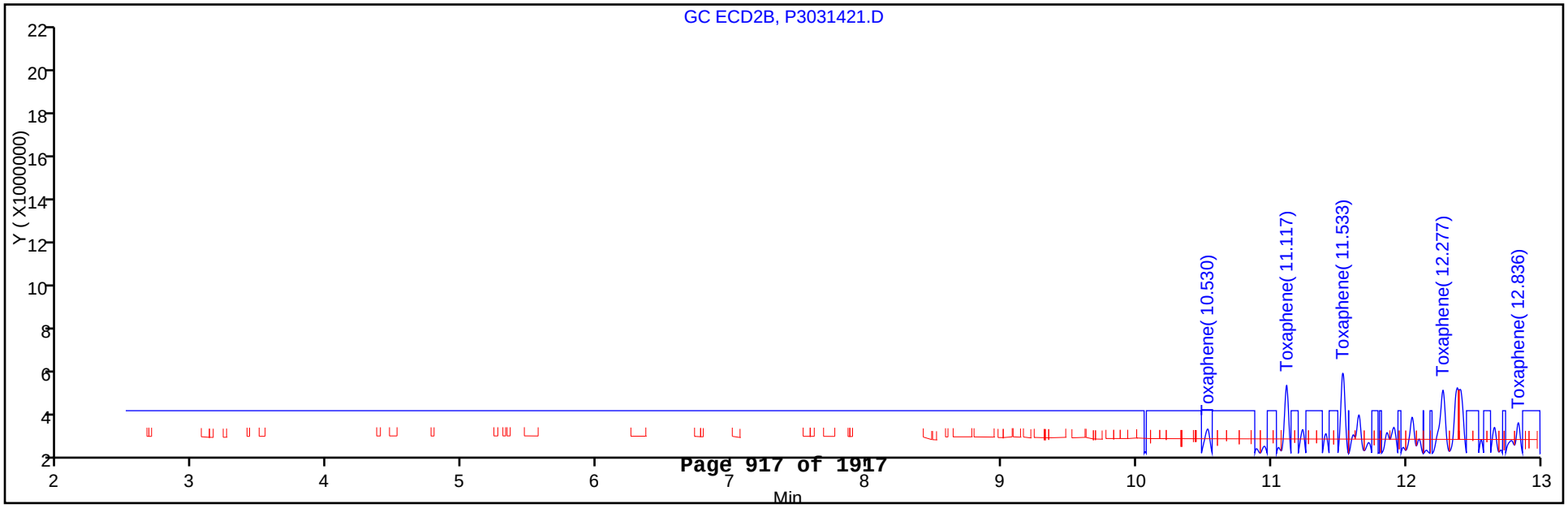

TestAmerica Canton
Target Compound Quantitation Report

Data File:	\\NCChrom\ChromData\A2HP3\20130314-17984.b\P3031422.D		
Lims ID:	STD TOX3	Client ID:	
Inject. Date:	14-Mar-2013 17:20:29	Dil. Factor:	1.0000
Sample Type:	IC	Calib Level:	3
Sample ID:	240-0017984-022		
Misc. Info.:			
Operator:	402582	Instrument ID:	A2HP3
Injection Vol:	1.0 ul	ALS Bottle#:	22
Lims Batch ID:	78295	Lims Sample ID:	22
Sublist:	chrom-PEST3*sub5		
Detector 1 :	GC ECD1A		
Detector 2 :	GC ecd2b		

Method:	\\NCChrom\ChromData\A2HP3\20130314-17984.b\PEST3.m		
Last Update:	15-Mar-2013 07:54:46	Calib Date:	14-Mar-2013 20:00:25
Quant Method:	External Standard	Quant By:	Initial Calibration
Last ICal File:	\\NCChrom\ChromData\A2HP3\20130314-17984.b\P3031430.D		
Limit Group:	GC 8081 D0D ICAL		
Integrator:	Falcon		
Column Type:		Column Dia:	
Process Host:	XAWRK032		

First Level Reviewer: shockr Date: 15-Mar-2013 07:28:50

Det	Sig	RT	EXP RT	DLT RT	Response	On-Col Amt ng/ul	Ratio Range	Ratio	Flags
30 Toxaphene									M
1	1	10.386	10.386	0.000	49314516	1.01		100.0	M
1	2	10.729	10.729	0.000	49873719	1.00	81.1- 121.1	101.1	M
1	3	10.879	10.879	0.000	41893479	1.02	65.0- 105.0	85.0	M
1	4	11.292	11.292	0.000	31123539	1.00	43.1- 83.1	63.1	M
1	5	11.560	11.560	0.000	25877371	0.9893	32.5- 72.5	52.5	M
			Average of Peak Amounts =			1.00			
2	100	10.532	10.532	0.000	16682993	0.9881		100.0	M
2	2	11.117	11.117	0.000	21412233	0.99	108.3- 148.3	128.3	M
2	3	11.535	11.535	0.000	25814822	0.99	134.7- 174.7	154.7	M
2	4	12.278	12.278	0.000	29558438	0.9750	157.2- 197.2	177.2	M
2	5	12.837	12.837	0.000	11963681	0.9788	51.7- 91.7	71.7	M
			Average of Peak Amounts =			0.9856			
						RPD = 1.81			

QC Flag Legend

Review Flags
M - Manually Integrated

Report Date: 15-Mar-2013 07:54:47 Chrom Revision: 2.0 01-Feb-2013 10:03:10

TestAmerica Canton

Data File:	\\NCChrom\ChromData\A2HP3\20130314-17984.b\P3031422.D		
Injection Date:	14-Mar-2013 17:20:29	Limit Group:	GC 8081 D0D ICAL
Client ID:		Instrument ID:	A2HP3
Lims Batch ID:	78295	Lims Sample ID:	22
Operator ID:	402582	Injection Vol:	1.0 ul
Column Type:		Column Dia:	

Y Scaling: Method Defined: Set to Absolute Y Value

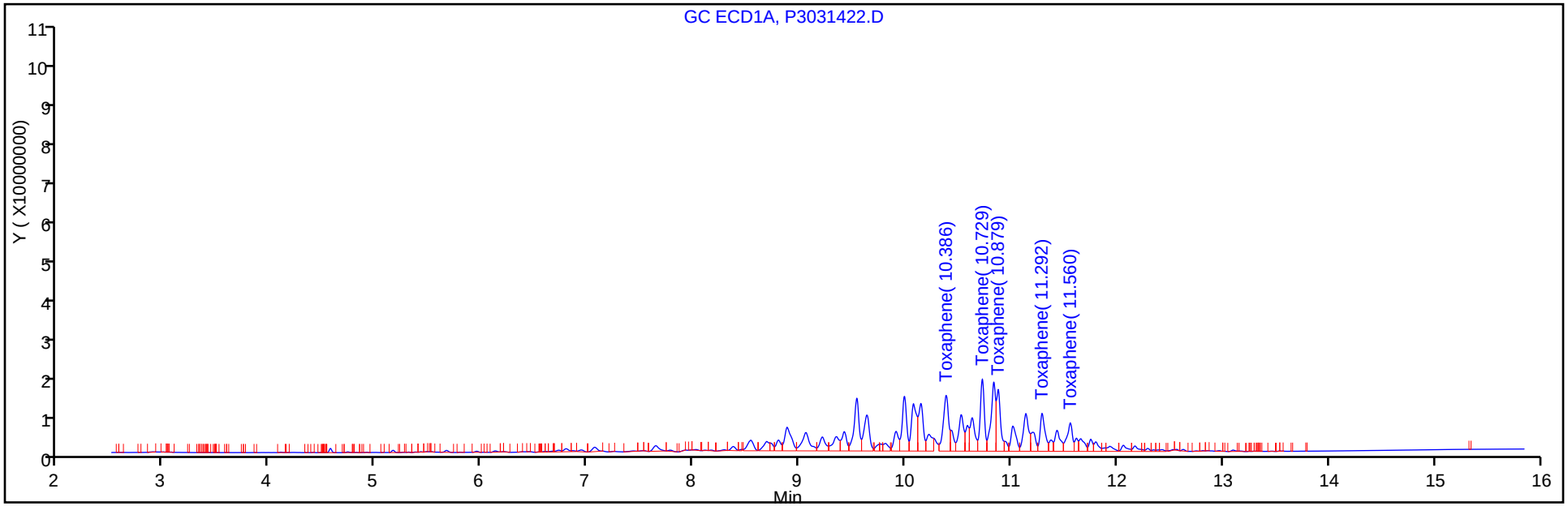

Y Scaling: Method Defined: Set to Absolute Y Value

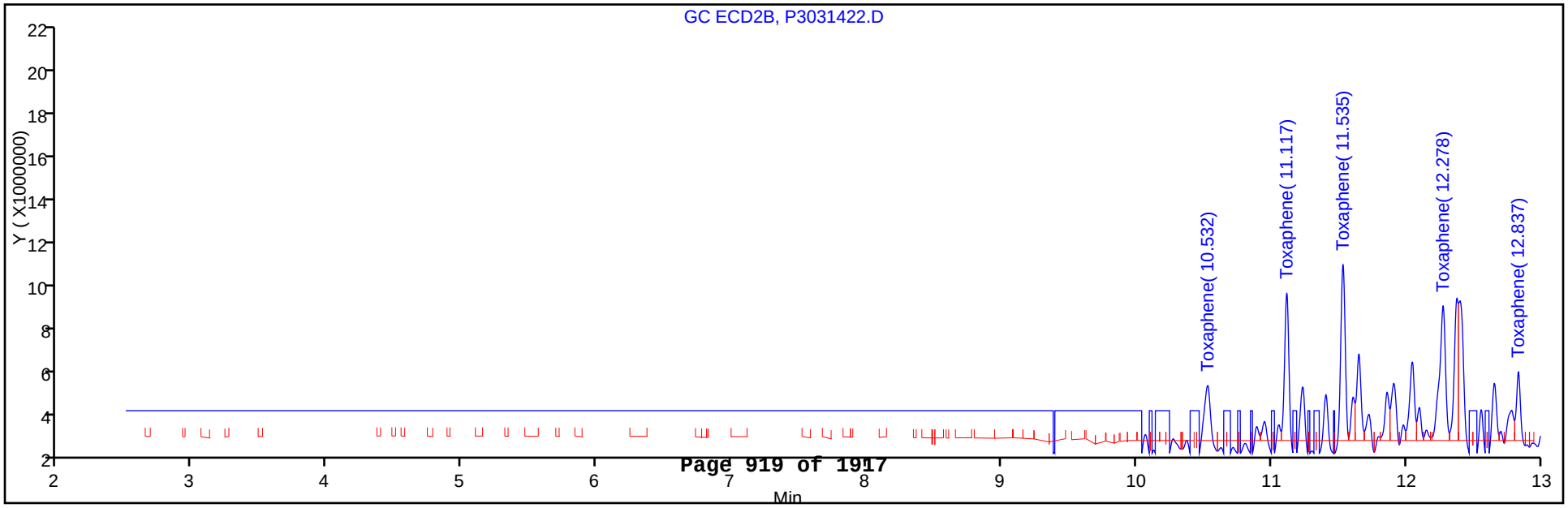

Report Date: 15-Mar-2013 07:54:47 Chrom Revision: 2.0 01-Feb-2013 10:03:10

TestAmerica Canton

Data File: \\NCChrom\ChromData\A2HP3\20130314-17984.b\P3031422.D

Injection Date:	14-Mar-2013 17:20:29	Limit Group:	GC 8081 D0D ICAL
Client ID:		Instrument ID:	A2HP3
Lims Batch ID:	78295	Lims Sample ID:	22
Operator ID:	402582	Injection Vol:	1.0 ul
Column Type:		Column Dia:	

30 Toxaphene, Detector: 2, GC ecd2b

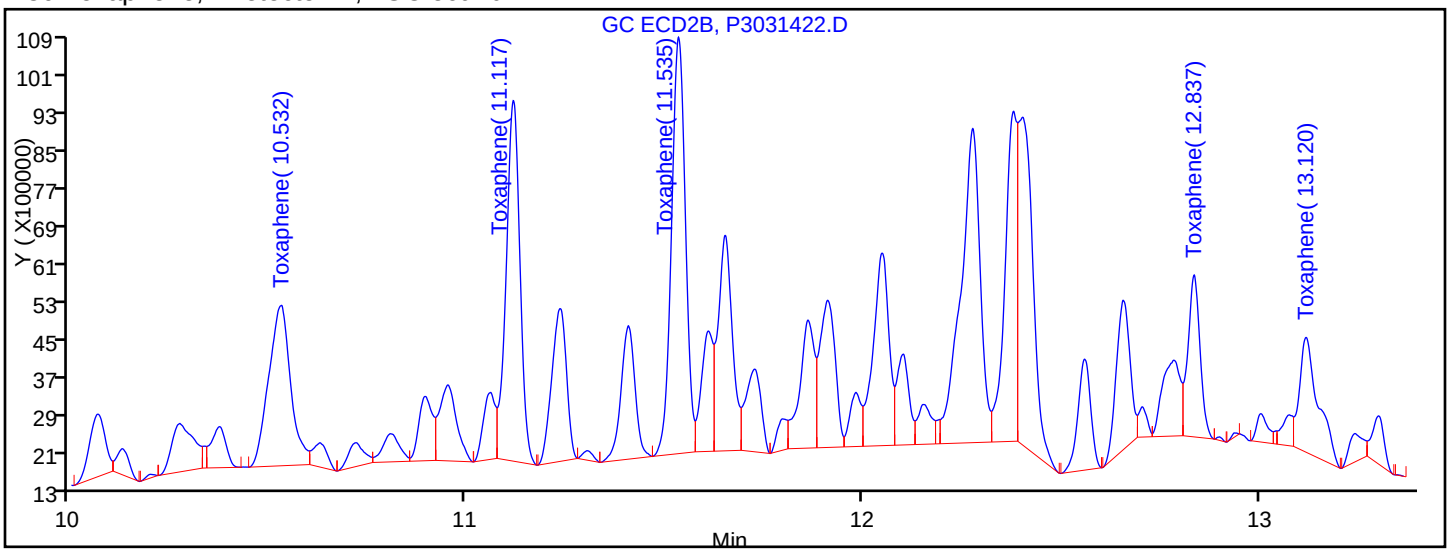

Processing Integration Results

RT = 10.532	Response = 13108775	M
RT = 11.117	Response = 18571539	M
RT = 11.535	Response = 21688550	M
RT = 12.837	Response = 7266496	M
RT = 13.120	Response = 8015270	M

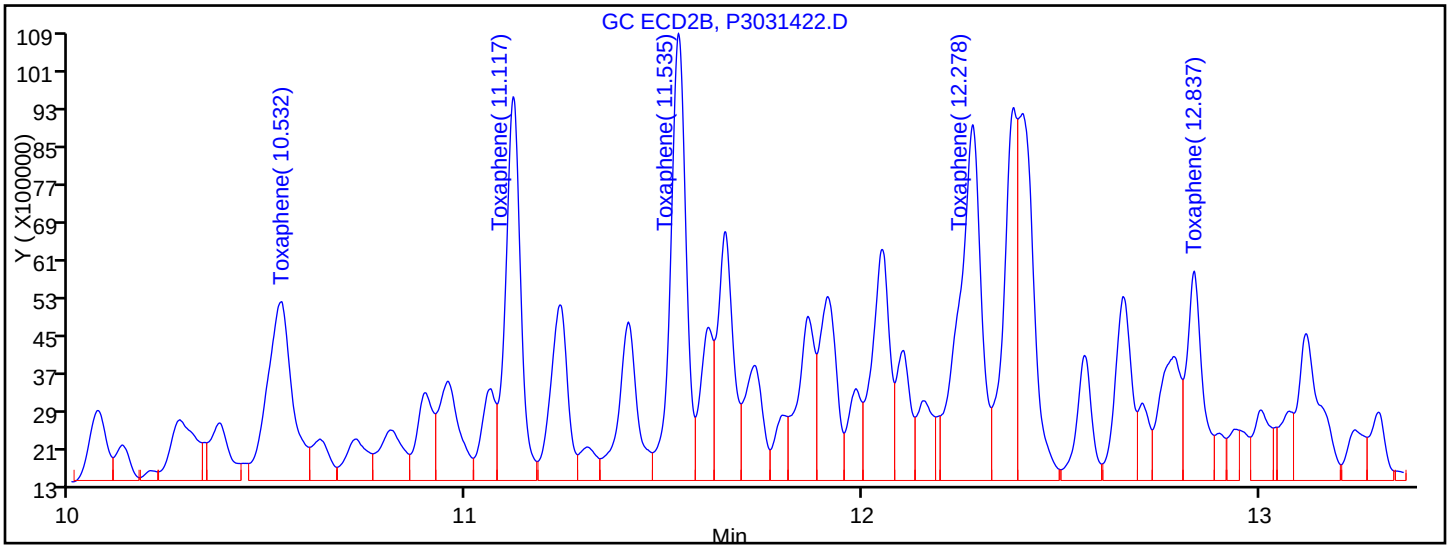

Manual Integration Results

RT = 10.532	Response = 16682993	M
RT = 11.117	Response = 21412233	M
RT = 11.535	Response = 25814822	M
RT = 12.278	Response = 29558438	M
RT = 12.837	Response = 11963681	M

Reviewer: shockr, 15-Mar-2013 07:28:50

Audit Action: Assigned New Baseline

Audit Reason: Baseline Event

TestAmerica Canton
Target Compound Quantitation Report

Data File:	\\NCChrom\ChromData\A2HP3\20130314-17984.b\P3031423.D		
Lims ID:	STD TOX4	Client ID:	
Inject. Date:	14-Mar-2013 17:40:27	Dil. Factor:	1.0000
Sample Type:	IC	Calib Level:	4
Sample ID:	240-0017984-023		
Misc. Info.:			
Operator:	402582	Instrument ID:	A2HP3
Injection Vol:	1.0 ul	ALS Bottle#:	23
Lims Batch ID:	78295	Lims Sample ID:	23
Sublist:	chrom-PEST3*sub5		
Detector 1 :	GC ECD1A		
Detector 2 :	GC ecd2b		

Method:	\\NCChrom\ChromData\A2HP3\20130314-17984.b\PEST3.m		
Last Update:	15-Mar-2013 07:54:47	Calib Date:	14-Mar-2013 20:00:25
Quant Method:	External Standard	Quant By:	Initial Calibration
Last ICal File:	\\NCChrom\ChromData\A2HP3\20130314-17984.b\P3031430.D		
Limit Group:	GC 8081 D0D ICAL		
Integrator:	Falcon		
Column Type:		Column Dia:	
Process Host:	XAWRK032		

First Level Reviewer: shockr Date: 15-Mar-2013 07:34:35

Det	Sig	RT	EXP RT	DLT RT	Response	On-Col Amt ng/ul	Ratio Range	Ratio	Flags
30 Toxaphene									
1	1	10.389	10.386	0.003	101593105	2.08		100.0	
1	2	10.730	10.729	0.001	100812821	2.02	81.1- 121.1	99.2	
1	3	10.878	10.879	-0.001	83595765	2.04	65.0- 105.0	82.3	
1	4	11.293	11.292	0.001	63727669	2.04	43.1- 83.1	62.7	
1	5	11.560	11.560	0.000	53731158	2.05	32.5- 72.5	52.9	
			Average of Peak Amounts =			2.05			
2	100	10.531	10.532	-0.001	31704777	1.88		100.0	
2	2	11.116	11.117	-0.001	42103609	1.96	108.3- 148.3	132.8	
2	3	11.534	11.535	-0.001	51048064	1.96	134.7- 174.7	161.0	
2	4	12.277	12.278	-0.001	58482091	1.93	157.2- 197.2	184.5	A
2	5	12.835	12.837	-0.002	23411889	1.92	51.7- 91.7	73.8	A
			Average of Peak Amounts =			1.93			
						RPD = 6.01			

Report Date: 15-Mar-2013 07:54:49 Chrom Revision: 2.0 01-Feb-2013 10:03:10

TestAmerica Canton

Data File:	\\NCChrom\ChromData\A2HP3\20130314-17984.b\P3031423.D		
Injection Date:	14-Mar-2013 17:40:27	Limit Group:	GC 8081 D0D ICAL
Client ID:		Instrument ID:	A2HP3
Lims Batch ID:	78295	Lims Sample ID:	23
Operator ID:	402582	Injection Vol:	1.0 ul
Column Type:		Column Dia:	

Y Scaling: Method Defined: Set to Absolute Y Value

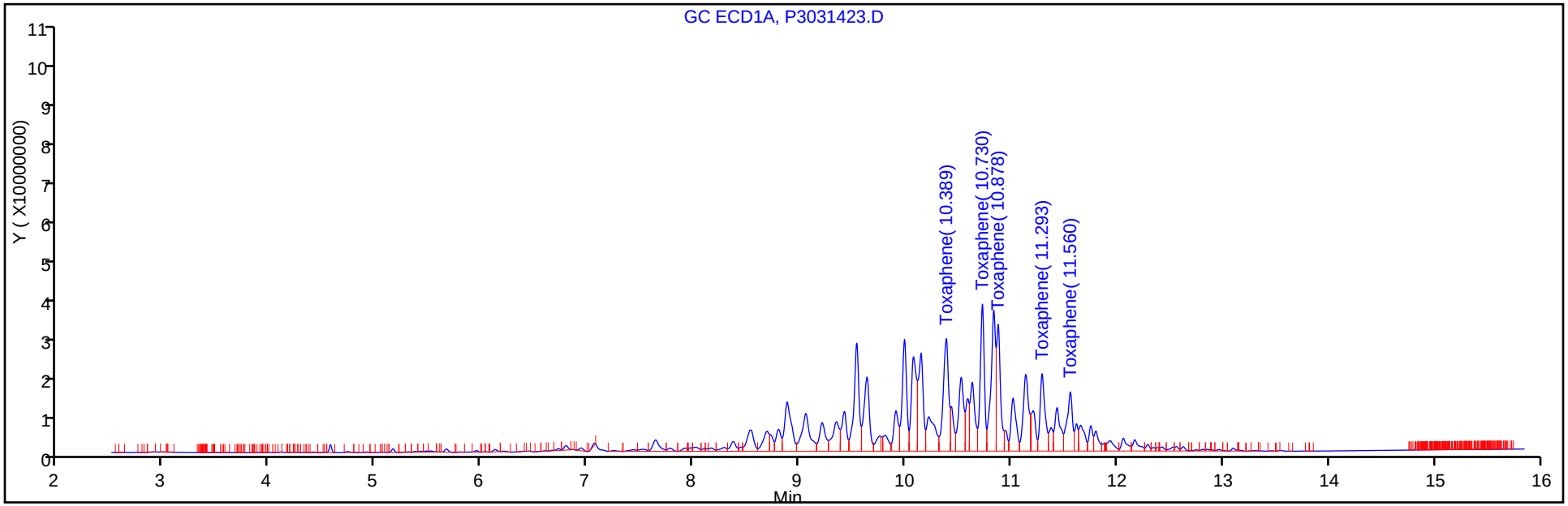

Y Scaling: Method Defined: Set to Absolute Y Value

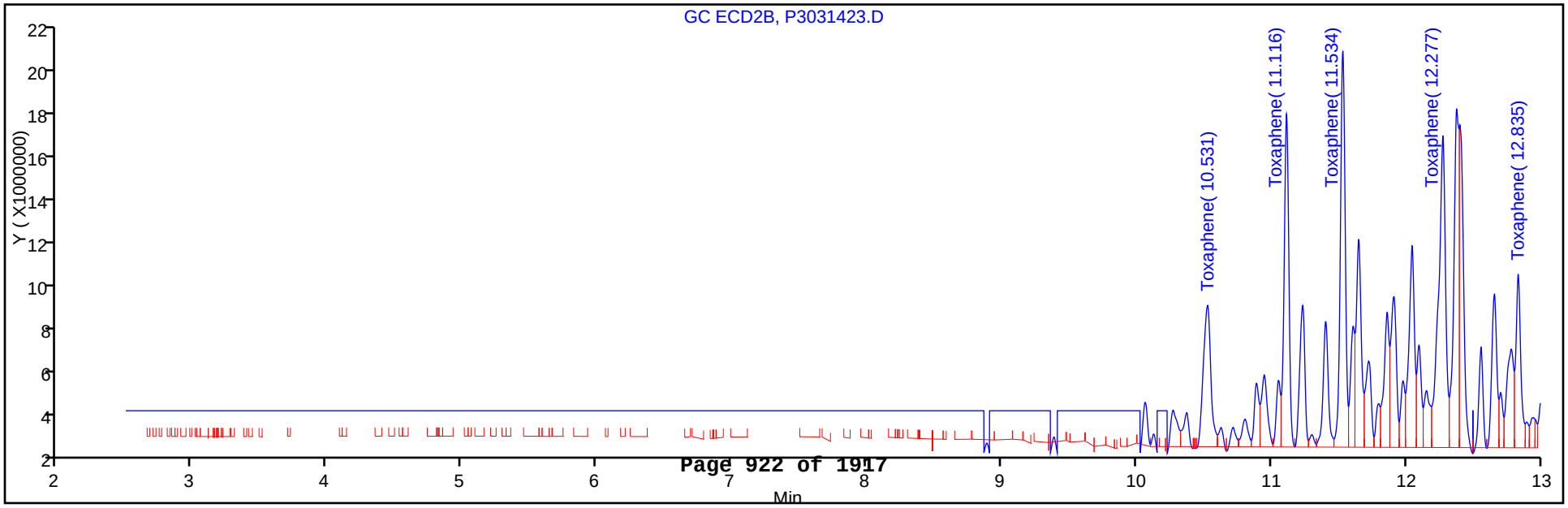

TestAmerica Canton
Target Compound Quantitation Report

Data File:	\\NCChrom\ChromData\A2HP3\20130314-17984.b\P3031424.D		
Lims ID:	STD TOX5	Client ID:	
Inject. Date:	14-Mar-2013 18:00:27	Dil. Factor:	1.0000
Sample Type:	IC	Calib Level:	5
Sample ID:	240-0017984-024		
Misc. Info.:			
Operator:	402582	Instrument ID:	A2HP3
Injection Vol:	1.0 ul	ALS Bottle#:	24
Lims Batch ID:	78295	Lims Sample ID:	24
Sublist:	chrom-PEST3*sub5		
Detector 1 :	GC ECD1A		
Detector 2 :	GC ecd2b		

Method:	\\NCChrom\ChromData\A2HP3\20130314-17984.b\PEST3.m		
Last Update:	15-Mar-2013 07:54:49	Calib Date:	14-Mar-2013 20:00:25
Quant Method:	External Standard	Quant By:	Initial Calibration
Last ICal File:	\\NCChrom\ChromData\A2HP3\20130314-17984.b\P3031430.D		
Limit Group:	GC 8081 D0D ICAL		
Integrator:	Falcon		
Column Type:		Column Dia:	
Process Host:	XAWRK032		

First Level Reviewer: shockr Date: 15-Mar-2013 07:28:30

Det	Sig	RT	EXP RT	DLT RT	Response	On-Col Amt ng/ul	Ratio Range	Ratio	Flags
30 Toxaphene									M
1	1	10.388	10.386	0.002	263734805	5.39		100.0	M
1	2	10.728	10.729	-0.001	268763022	5.40	81.1- 121.1	101.9	M
1	3	10.878	10.879	-0.001	222109554	5.42	65.0- 105.0	84.2	M
1	4	11.293	11.292	0.001	174780978	5.61	43.1- 83.1	66.3	M
1	5	11.560	11.560	0.000	152313906	5.82	32.5- 72.5	57.8	M
			Average of Peak Amounts =			5.53			
2	100	10.530	10.532	-0.002	96812641	5.73		100.0	M
2	2	11.117	11.117	0.000	121391530	5.64	108.3- 148.3	125.4	M
2	3	11.533	11.535	-0.002	147899283	5.68	134.7- 174.7	152.8	M
2	4	12.277	12.278	-0.001	171218541	5.65	157.2- 197.2	176.9	M
2	5	12.837	12.837	0.000	68962047	5.64	51.7- 91.7	71.2	M
			Average of Peak Amounts =			5.67			
						RPD = 2.55			

QC Flag Legend

Review Flags
M - Manually Integrated

Report Date: 15-Mar-2013 07:54:50 Chrom Revision: 2.0 01-Feb-2013 10:03:10

TestAmerica Canton

Data File:	\\NCChrom\ChromData\A2HP3\20130314-17984.b\P3031424.D		
Injection Date:	14-Mar-2013 18:00:27	Limit Group:	GC 8081 D0D ICAL
Client ID:		Instrument ID:	A2HP3
Lims Batch ID:	78295	Lims Sample ID:	24
Operator ID:	402582	Injection Vol:	1.0 ul
Column Type:		Column Dia:	

Y Scaling: Method Defined: Set to Absolute Y Value

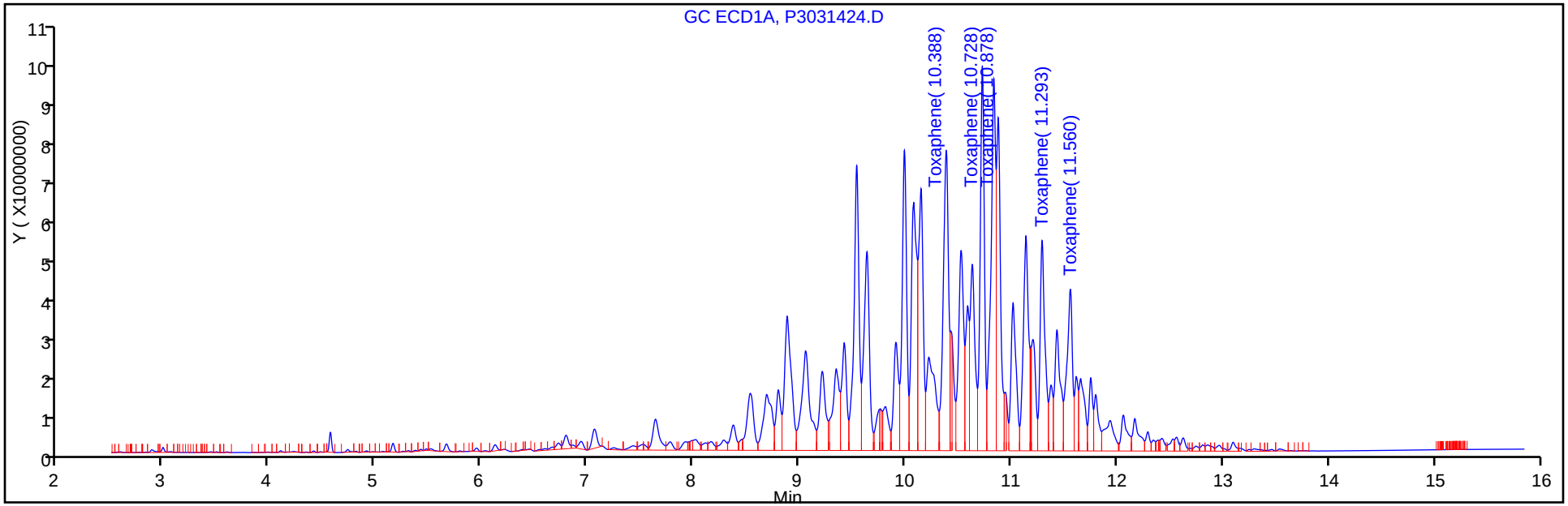

Y Scaling: Method Defined: Set to Absolute Y Value

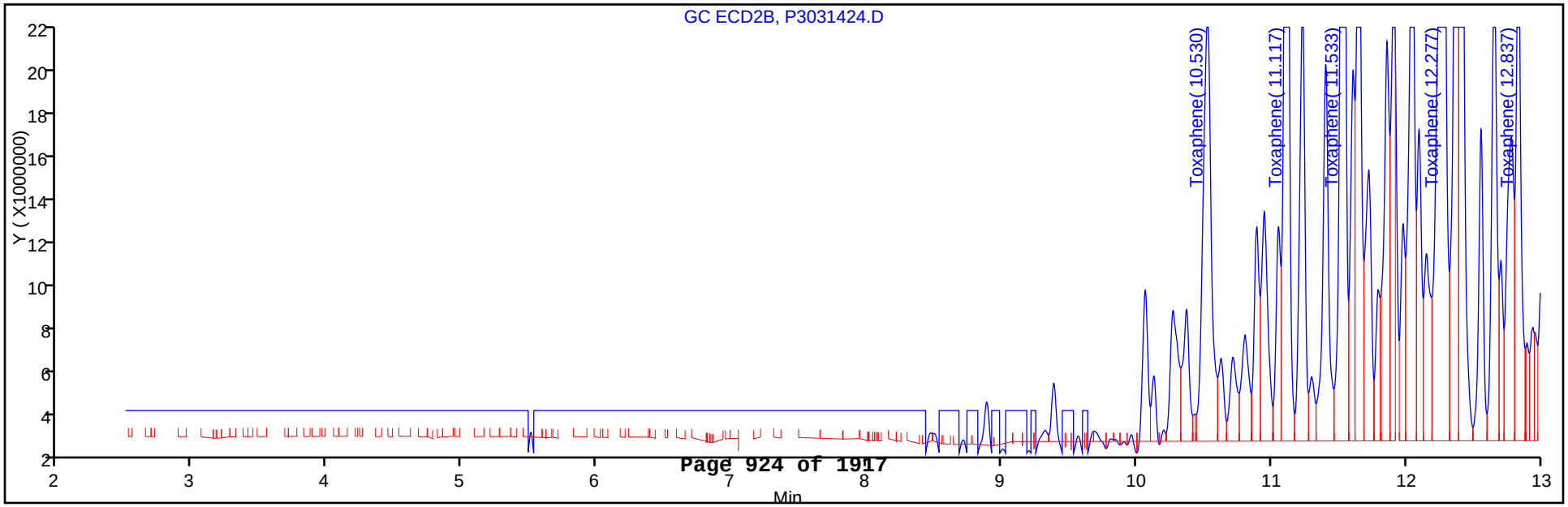

Report Date: 15-Mar-2013 07:54:50 Chrom Revision: 2.0 01-Feb-2013 10:03:10

TestAmerica Canton

Data File: \\NCChrom\ChromData\A2HP3\20130314-17984.b\P3031424.D

Injection Date:	14-Mar-2013 18:00:27	Limit Group:	GC 8081 D0D ICAL
Client ID:		Instrument ID:	A2HP3
Lims Batch ID:	78295	Lims Sample ID:	24
Operator ID:	402582	Injection Vol:	1.0 ul
Column Type:		Column Dia:	

30 Toxaphene, Detector: 2, GC ecd2b

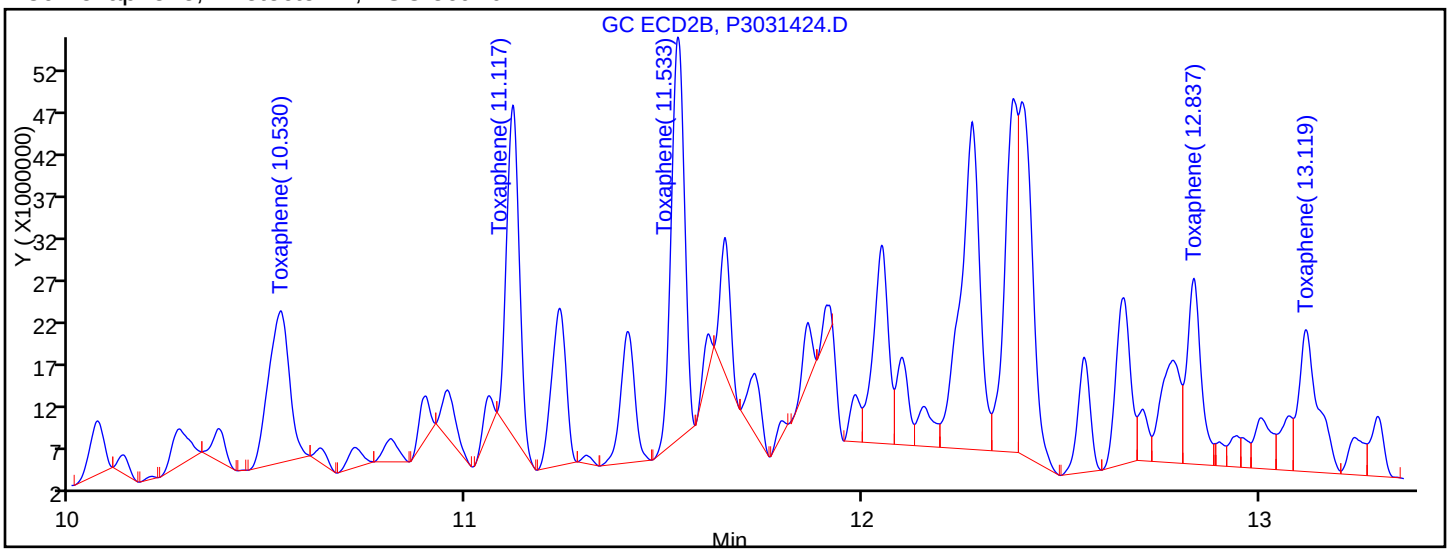

Processing Integration Results

RT = 10.530	Response = 66451035	M
RT = 11.117	Response = 86905564	M
RT = 11.533	Response = 111786784	M
RT = 12.837	Response = 54466868	M
RT = 13.119	Response = 57371553	M

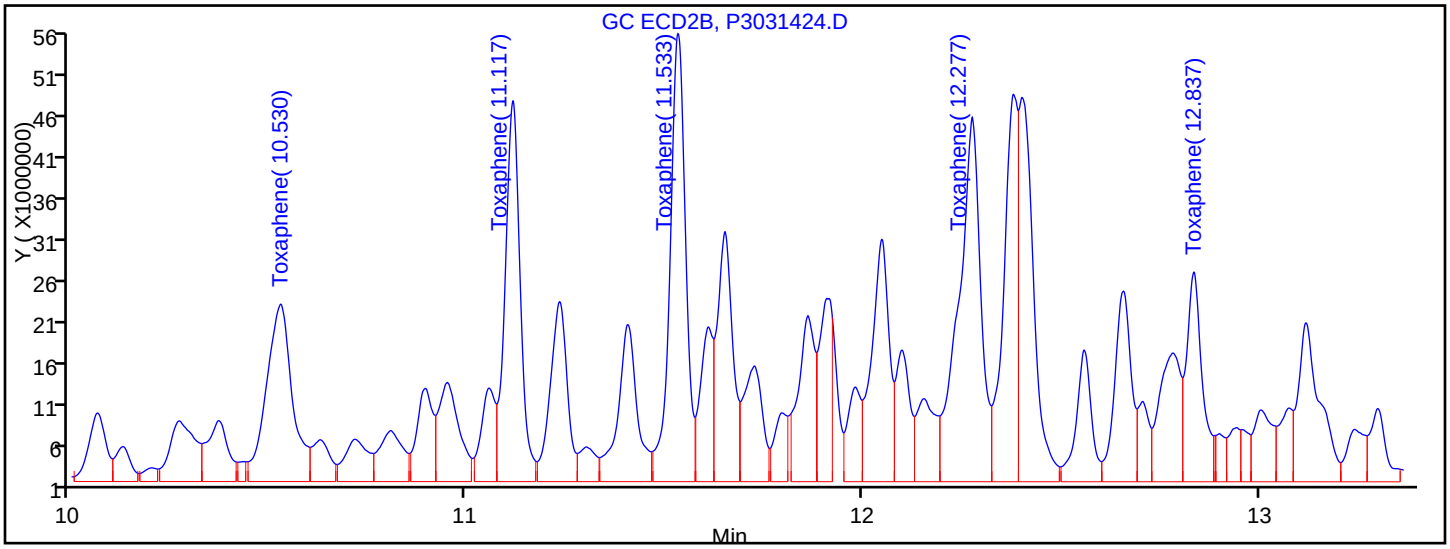

Manual Integration Results

RT = 10.530	Response = 96812641	M
RT = 11.117	Response = 121391530	M
RT = 11.533	Response = 147899283	M
RT = 12.277	Response = 171218541	M
RT = 12.837	Response = 68962047	M

Reviewer: shockr, 15-Mar-2013 07:28:30

Audit Action: Assigned New Baseline

Audit Reason: Baseline Event

FORM VII
GC SEMI VOA PERFORMANCE EVALUATION MIXTURE (PEM)

Lab Name: TestAmerica Canton Job No.: 240-21987-1

SDG No.:

Lab Sample ID: PEM 240-79056/4 Calibration Date: 03/21/2013 15:36

Instrument ID: A2HP3 Calib Start Date: 03/14/2013 14:20

GC Column: CLP-1 ID: 0.53(mm) Calib End Date: 03/14/2013 16:00

Lab File ID: P3032104.D Conc. Units: ng/uL

ANALYTE	RT	RESPONSE	BREAKDOWN (%)	LIMIT	#
Endrin	8.95	60599426	3.28	15	
Endrin aldehyde	10.19	563517			
Endrin ketone	11.31	1488486			

ANALYTE	RT	RESPONSE	BREAKDOWN (%)	LIMIT	#
4,4'-DDT	9.82	102086036	3.38	15	
4,4'-DDD	9.30	3376299			
4,4'-DDE	8.03	196731			

TestAmerica Canton
Target Compound Quantitation Report

Data File: \\NCChrom\ChromData\A2HP3\20130321-18156.b\P3032104.D
Lims ID: PEM
Client ID:
Inject. Date: 21-Mar-2013 15:36:19
Dil. Factor: 1.0000
Sample Type: PEM
Sample ID: 240-0018156-004
Misc. Info.:
Operator: 093905
Instrument ID: A2HP3
Injection Vol: 1.0 ul
ALS Bottle#: 4
Lims Batch ID: 79056
Lims Sample ID: 4
Sublist:
Detector 1 : GC ECD1A
Detector 2 : GC ecd2b

Method: \\NCChrom\ChromData\A2HP3\20130321-18156.b\PEST3.m
Last Update: 22-Mar-2013 07:46:54
Calib Date: 18-Mar-2013 13:40:37
Quant Method: External Standard
Quant By: Initial Calibration
Last ICal File: \\NCChrom\ChromData\A2HP3\20130318-18048.b\P3031810.D
Limit Group: GC 8081 D0D ICAL
Integrator: Falcon
Column Type:
Column Dia:
Process Host: XAWRK006

First Level Reviewer: vandorenc
Date: 22-Mar-2013 06:56:08

Det	Sig	RT	EXP RT	DLT RT	Response	On-Col Amt ng/ul	Ratio Range	Ratio	Flags
$ 29 Tetrachloro-m-xylene									
1	100	3.557	3.562	-0.005	20988555	0.0191			
2	100	4.181	4.181	0.000	11012841	0.0182			
						RPD = 4.52			
5 alpha-BHC									
1	100	4.248	4.253	-0.005	14639040	0.009016			
2	100	5.069	5.071	-0.002	7084489	0.009202			
						RPD = 2.04			
20 gamma-BHC (Lindane)									
1	100	4.634	4.639	-0.005	13528954	0.009297			
2	100	5.689	5.692	-0.003	6562631	0.009693			
						RPD = 4.17			
7 beta-BHC									
1	100	4.768	4.774	-0.006	6389698	0.0103			
2	100	5.884	5.888	-0.004	3290853	0.0111			
						RPD = 7.43			
2 4,4'-DDE									M
1	100	8.034	8.050	-0.016	196731	0.000155			M
2	100	9.943	9.947	-0.004	86435	0.000142			M
						RPD = 9.16			
17 Endrin									
1	100	8.949	8.960	-0.011	60599426	0.0510			
2	100	10.612	10.614	-0.002	28989727	0.0541			
						RPD = 5.99			
1 4,4'-DDD									
1	100	9.304	9.313	-0.009	3376299	0.003480			
2	100	10.934	10.938	-0.004	1579776	0.003695			
						RPD = 6.01			

Det	Sig	RT	EXP RT	DLT RT	Response	On-Col Amt ng/ul	Ratio Range	Ratio	Flags
3 4,4'-DDT									
1	100	9.822	9.831	-0.009	102086036	0.1107			
2	100	11.415	11.418	-0.003	43744112	0.1106			
						RPD = 0.10			
18 Endrin aldehyde									M
1	100	10.190	10.197	-0.007	563517	0.000640			7
2	100	11.535	11.540	-0.005	147836	0.000374			7M
						RPD = 52.39			
LOD = 0.000500									
27 Methoxychlor									
1	100		10.776						
2	100		12.493						
19 Endrin ketone									
1	100	11.310	11.318	-0.008	1488486	0.001300			
2	100	12.703	12.705	-0.002	885767	0.001766			
						RPD = 30.37			

QC Flag Legend

Processing Flags
7 - Failed Limit of Detection

Review Flags
M - Manually Integrated

Report Date: 22-Mar-2013 07:46:55 Chrom Revision: 2.0 01-Feb-2013 10:03:10

TestAmerica Canton

Data File:	\\NCChrom\ChromData\A2HP3\20130321-18156.b\P3032104.D		
Injection Date:	21-Mar-2013 15:36:19	Limit Group:	GC 8081 D0D ICAL
Client ID:		Instrument ID:	A2HP3
Lims Batch ID:	79056	Lims Sample ID:	4
Operator ID:	093905	Injection Vol:	1.0 ul
Column Type:		Column Dia:	

Y Scaling: Method Defined: Set to Absolute Y Value

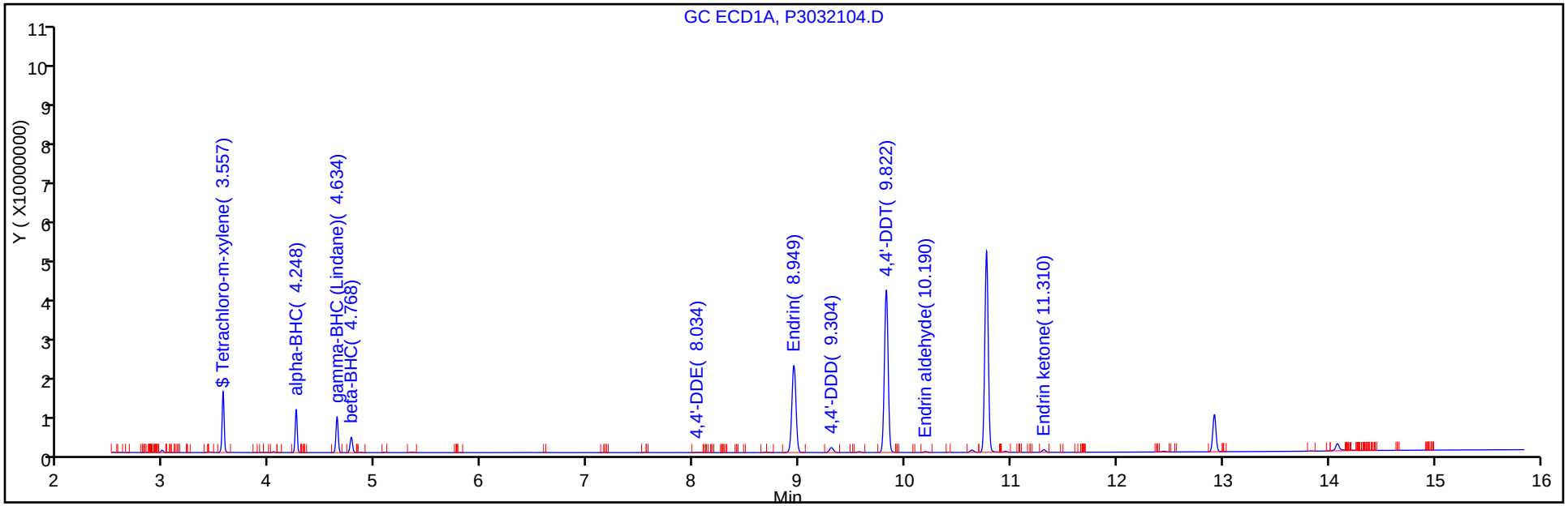

Y Scaling: Method Defined: Set to Absolute Y Value

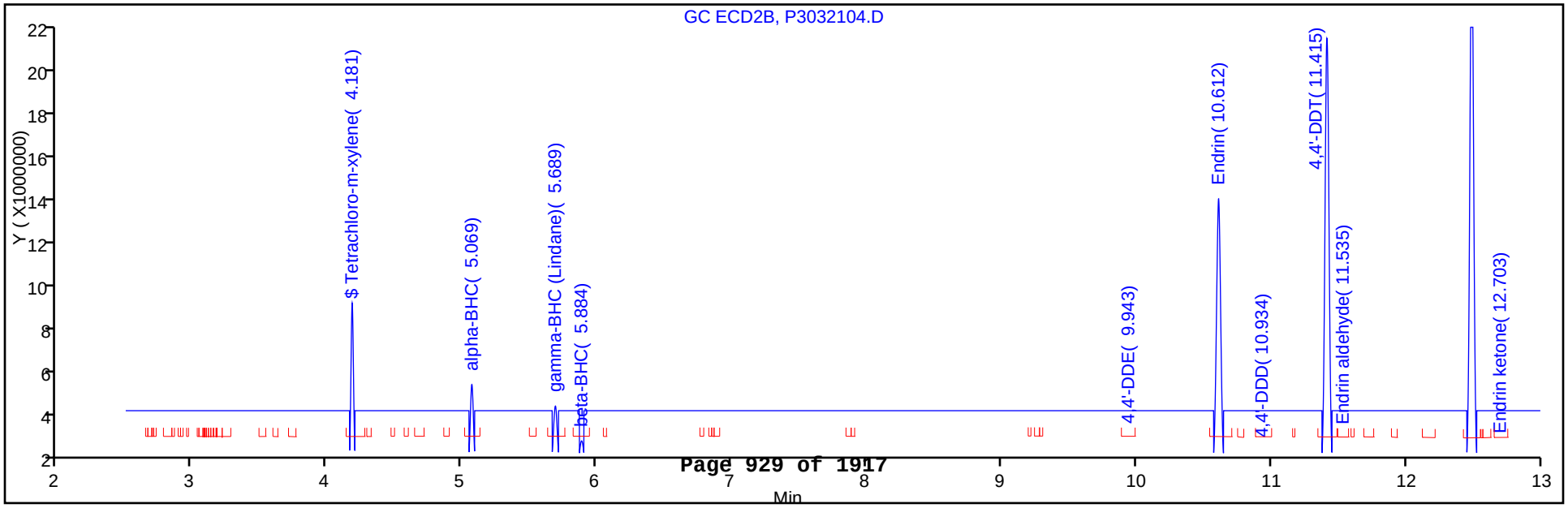

Report Date: 22-Mar-2013 07:46:55 Chrom Revision: 2.0 01-Feb-2013 10:03:10

Manual Integration/User Assign Peak Report

TestAmerica Canton

Data File:	\\NCChrom\ChromData\A2HP3\20130321-18156.b\P3032104.D		
Injection Date:	21-Mar-2013 15:36:19	Limit Group:	GC 8081 D0D ICAL
Client ID:		Instrument ID:	A2HP3
Lims Batch ID:	79056	Lims Sample ID:	4
Operator ID:	093905	Injection Vol:	1.0 ul
Column Type:		Column Dia:	

2 4,4'-DDE, Signal: 1, Type: quant, RT: 8.05, Det: GC ECD1A

Processing Integration Results

RT: 8.05
Response: 81292
Amount: 0.000064

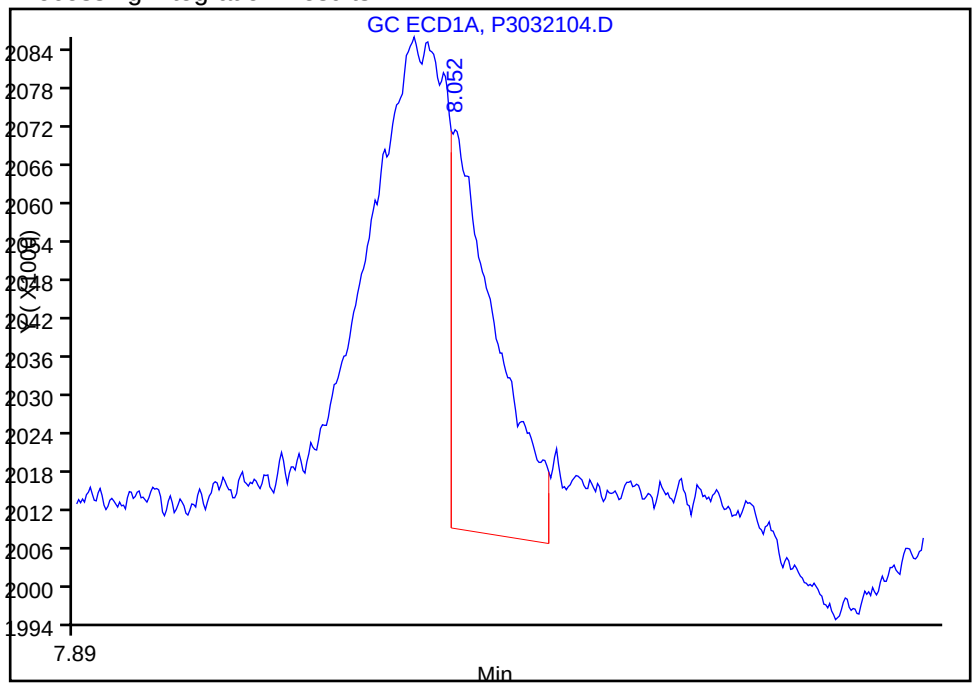

Manual Integration Results

RT: 8.03
Response: 196731
Amount: 0.000155

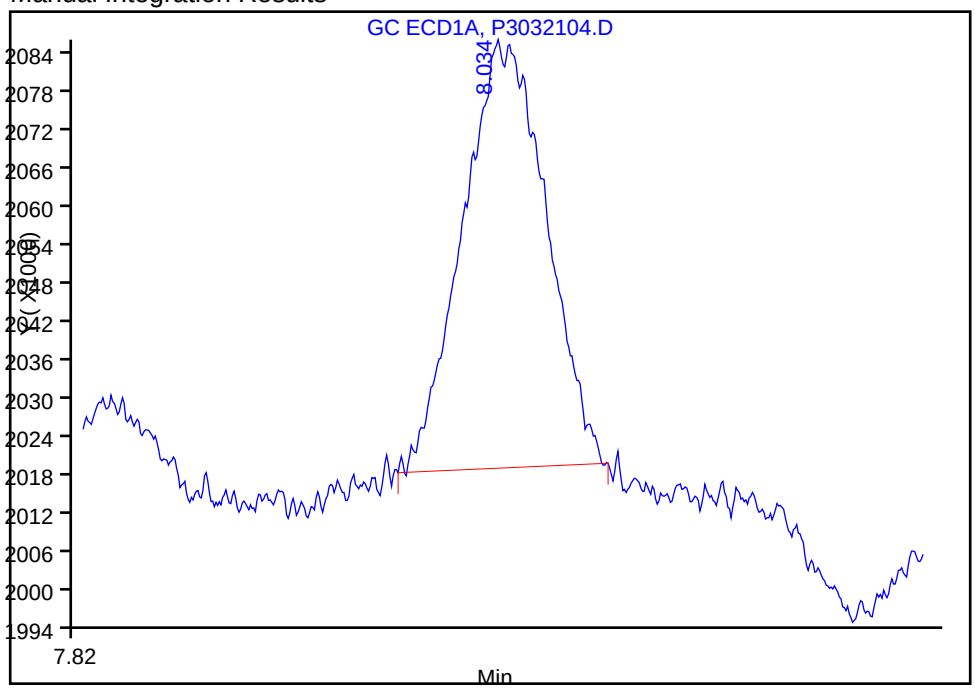

Reviewer: vandorenc, 22-Mar-2013 06:56:08
Audit Action: Manually Integrated
Audit Reason: Baseline Event

Report Date: 22-Mar-2013 07:46:55 Chrom Revision: 2.0 01-Feb-2013 10:03:10

Manual Integration/User Assign Peak Report

TestAmerica Canton

Data File:	\\NCChrom\ChromData\A2HP3\20130321-18156.b\P3032104.D		
Injection Date:	21-Mar-2013 15:36:19	Limit Group:	GC 8081 D0D ICAL
Client ID:		Instrument ID:	A2HP3
Lims Batch ID:	79056	Lims Sample ID:	4
Operator ID:	093905	Injection Vol:	1.0 ul
Column Type:		Column Dia:	

18 Endrin aldehyde, Signal: 1, Type: quant, RT: 10.20, Det: GC ECD1A

Processing Integration Results

Not Detected
Expected RT: 10.20

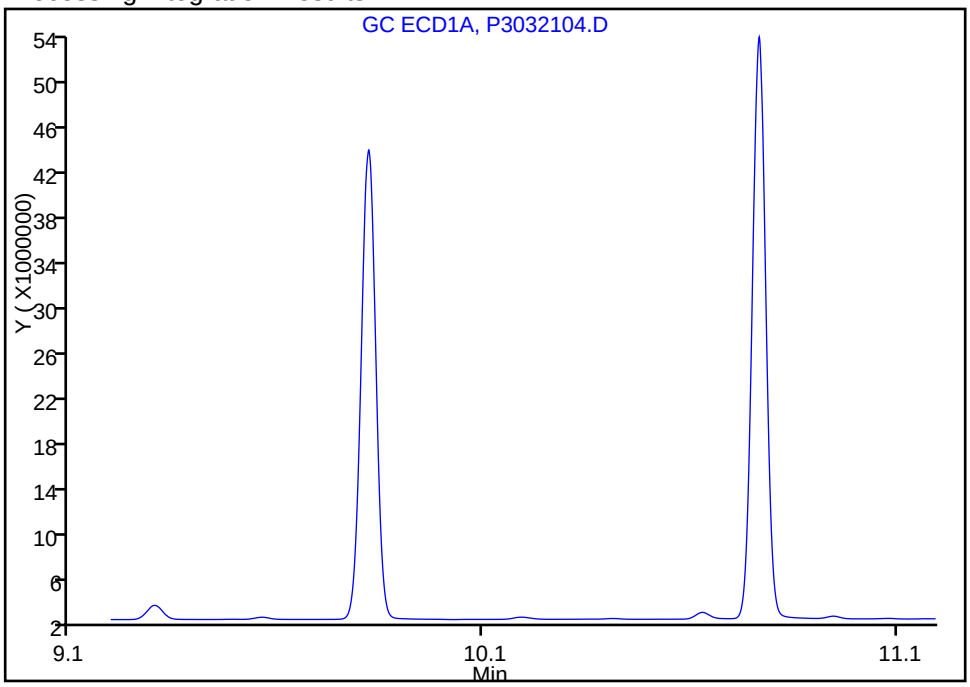

Manual Integration Results

RT: 10.19
Response: 563517
Amount: 0.000640

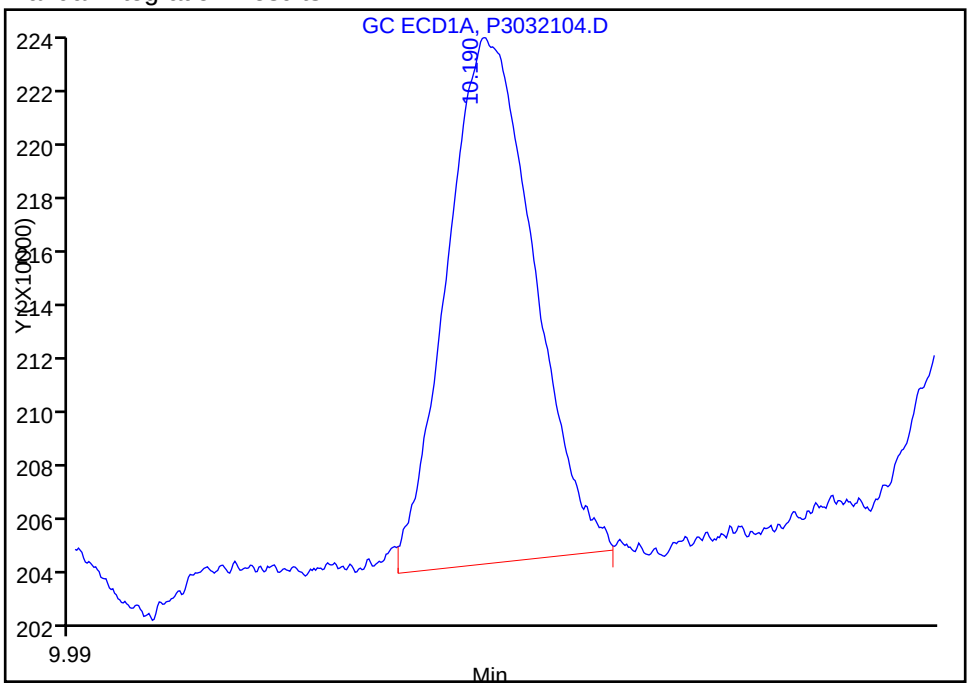

Reviewer: vandorenc, 22-Mar-2013 06:56:08
Audit Action: Assigned Compound ID
Audit Reason: Baseline Event

FORM VII
GC SEMI VOA PERFORMANCE EVALUATION MIXTURE (PEM)

Lab Name: TestAmerica Canton Job No.: 240-21987-1

SDG No.:

Lab Sample ID: PEM 240-79056/4 Calibration Date: 03/21/2013 15:36

Instrument ID: A2HP3 Calib Start Date: 03/14/2013 14:20

GC Column: CLP-2 ID: 0.53(mm) Calib End Date: 03/14/2013 16:00

Lab File ID: P3032104.D Conc. Units: ng/uL

ANALYTE	RT	RESPONSE	BREAKDOWN (%)	LIMIT	#
Endrin	10.61	28989727	3.44	15	
Endrin aldehyde	11.54	147836			
Endrin ketone	12.70	885767			

ANALYTE	RT	RESPONSE	BREAKDOWN (%)	LIMIT	#
4,4'-DDT	11.42	43744112	3.67	15	
4,4'-DDD	10.93	1579776			
4,4'-DDE	9.94	86435			

TestAmerica Canton
Target Compound Quantitation Report

Data File: \\NCChrom\ChromData\A2HP3\20130321-18156.b\P3032104.D
Lims ID: PEM
Client ID:
Inject. Date: 21-Mar-2013 15:36:19
Dil. Factor: 1.0000
Sample Type: PEM
Sample ID: 240-0018156-004
Misc. Info.:
Operator: 093905
Instrument ID: A2HP3
Injection Vol: 1.0 ul
ALS Bottle#: 4
Lims Batch ID: 79056
Lims Sample ID: 4
Sublist:
Detector 1 : GC ECD1A
Detector 2 : GC ecd2b

Method: \\NCChrom\ChromData\A2HP3\20130321-18156.b\PEST3.m
Last Update: 22-Mar-2013 07:46:54
Calib Date: 18-Mar-2013 13:40:37
Quant Method: External Standard
Quant By: Initial Calibration
Last ICal File: \\NCChrom\ChromData\A2HP3\20130318-18048.b\P3031810.D
Limit Group: GC 8081 D0D ICAL
Integrator: Falcon
Column Type:
Column Dia:
Process Host: XAWRK006

First Level Reviewer: vandorenc
Date: 22-Mar-2013 06:56:08

Det	Sig	RT	EXP RT	DLT RT	Response	On-Col Amt ng/ul	Ratio Range	Ratio	Flags
$ 29 Tetrachloro-m-xylene									
1	100	3.557	3.562	-0.005	20988555	0.0191			
2	100	4.181	4.181	0.000	11012841	0.0182			
						RPD = 4.52			
5 alpha-BHC									
1	100	4.248	4.253	-0.005	14639040	0.009016			
2	100	5.069	5.071	-0.002	7084489	0.009202			
						RPD = 2.04			
20 gamma-BHC (Lindane)									
1	100	4.634	4.639	-0.005	13528954	0.009297			
2	100	5.689	5.692	-0.003	6562631	0.009693			
						RPD = 4.17			
7 beta-BHC									
1	100	4.768	4.774	-0.006	6389698	0.0103			
2	100	5.884	5.888	-0.004	3290853	0.0111			
						RPD = 7.43			
2 4,4'-DDE									M
1	100	8.034	8.050	-0.016	196731	0.000155			M
2	100	9.943	9.947	-0.004	86435	0.000142			M
						RPD = 9.16			
17 Endrin									
1	100	8.949	8.960	-0.011	60599426	0.0510			
2	100	10.612	10.614	-0.002	28989727	0.0541			
						RPD = 5.99			
1 4,4'-DDD									
1	100	9.304	9.313	-0.009	3376299	0.003480			
2	100	10.934	10.938	-0.004	1579776	0.003695			
						RPD = 6.01			

Det	Sig	RT	EXP RT	DLT RT	Response	On-Col Amt ng/ul	Ratio Range	Ratio	Flags
3 4,4'-DDT									
1	100	9.822	9.831	-0.009	102086036	0.1107			
2	100	11.415	11.418	-0.003	43744112	0.1106			
						RPD = 0.10			
18 Endrin aldehyde									M
1	100	10.190	10.197	-0.007	563517	0.000640			7
2	100	11.535	11.540	-0.005	147836	0.000374			7M
						RPD = 52.39			
LOD = 0.000500									
27 Methoxychlor									
1	100		10.776						
2	100		12.493						
19 Endrin ketone									
1	100	11.310	11.318	-0.008	1488486	0.001300			
2	100	12.703	12.705	-0.002	885767	0.001766			
						RPD = 30.37			

QC Flag Legend

Processing Flags
7 - Failed Limit of Detection

Review Flags
M - Manually Integrated

Report Date: 22-Mar-2013 07:46:55 Chrom Revision: 2.0 01-Feb-2013 10:03:10

TestAmerica Canton

Data File:	\\NCChrom\ChromData\A2HP3\20130321-18156.b\P3032104.D		
Injection Date:	21-Mar-2013 15:36:19	Limit Group:	GC 8081 D0D ICAL
Client ID:		Instrument ID:	A2HP3
Lims Batch ID:	79056	Lims Sample ID:	4
Operator ID:	093905	Injection Vol:	1.0 ul
Column Type:		Column Dia:	

Y Scaling: Method Defined: Set to Absolute Y Value

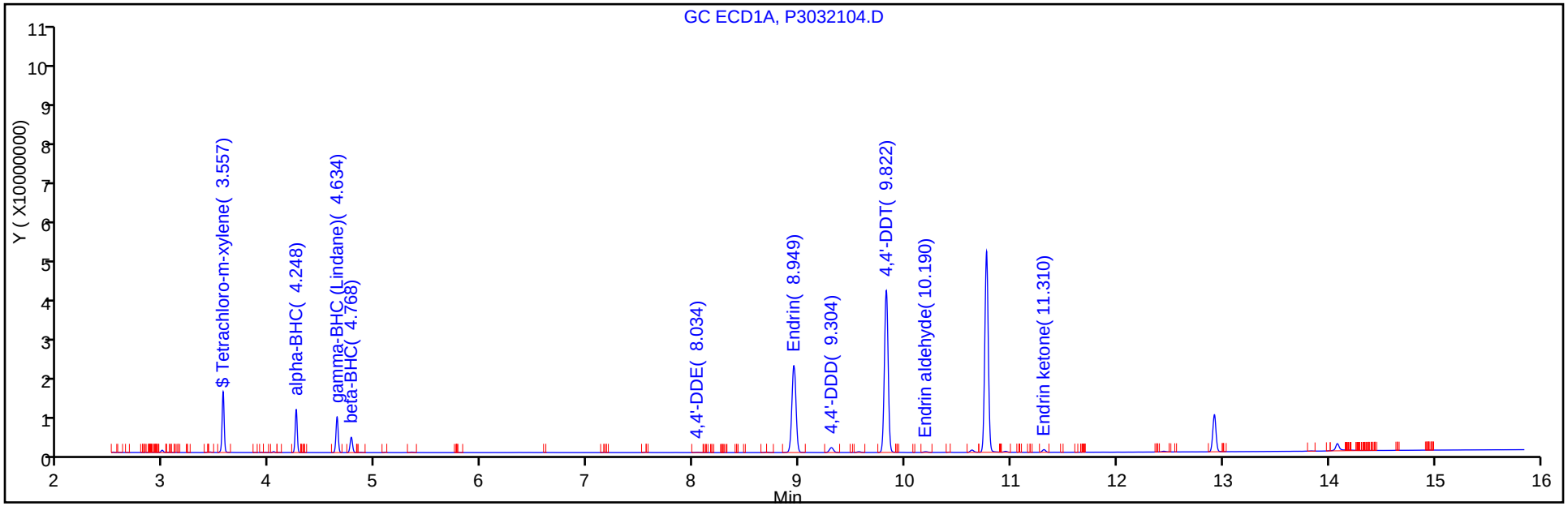

Y Scaling: Method Defined: Set to Absolute Y Value

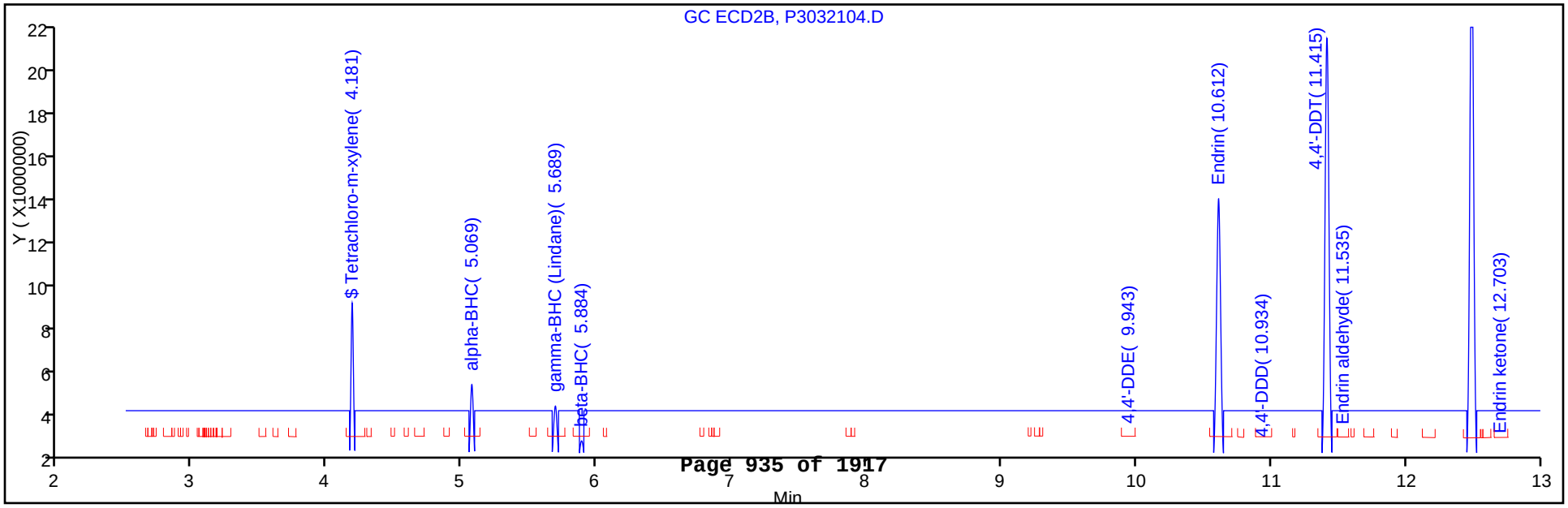

Report Date: 22-Mar-2013 07:46:55 Chrom Revision: 2.0 01-Feb-2013 10:03:10

Manual Integration/User Assign Peak Report

TestAmerica Canton

Data File:	\\NCChrom\ChromData\A2HP3\20130321-18156.b\P3032104.D		
Injection Date:	21-Mar-2013 15:36:19	Limit Group:	GC 8081 D0D ICAL
Client ID:		Instrument ID:	A2HP3
Lims Batch ID:	79056	Lims Sample ID:	4
Operator ID:	093905	Injection Vol:	1.0 ul
Column Type:		Column Dia:	

2 4,4'-DDE, Signal: 2, Type: quant, RT: 9.95, Det: GC ecd2b

Processing Integration Results

RT: 9.94
Response: 13162
Amount: 0.000022

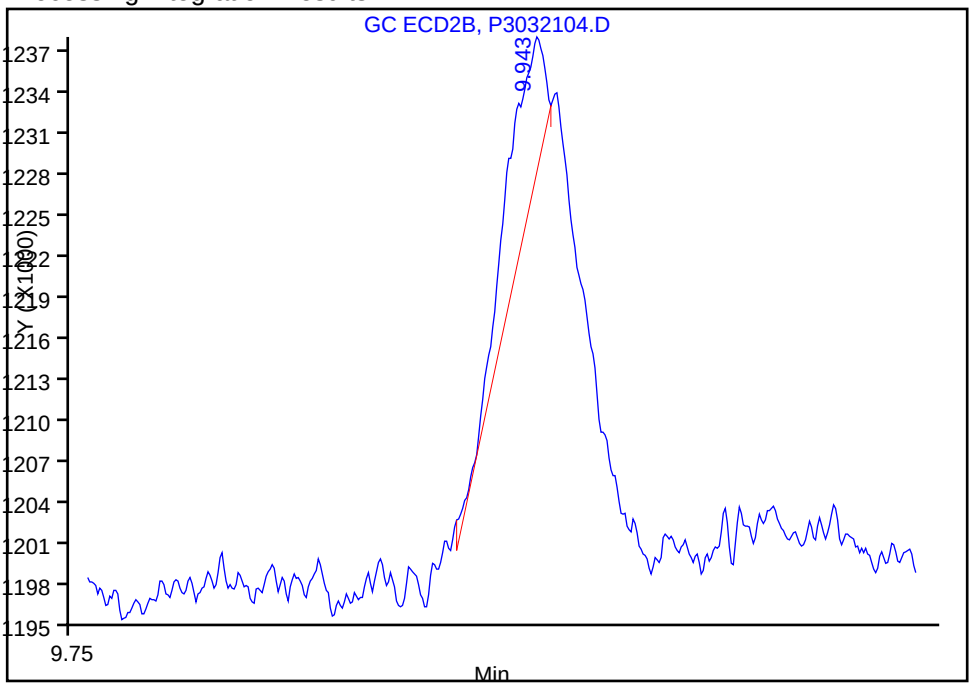

Manual Integration Results

RT: 9.94
Response: 86435
Amount: 0.000142

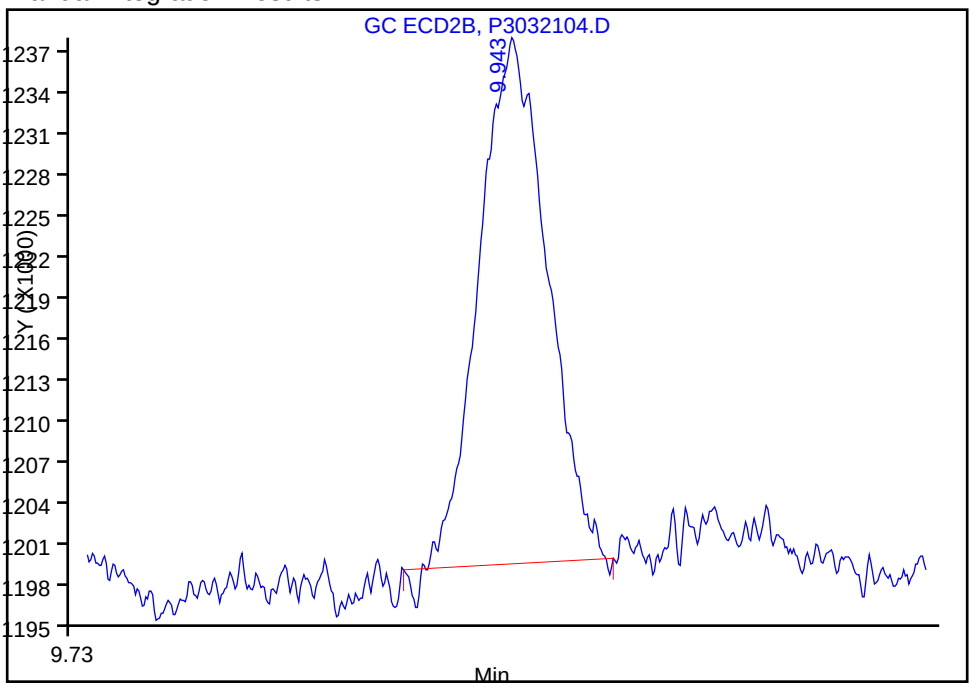

Reviewer: vandorenc, 22-Mar-2013 06:56:08
Audit Action: Manually Integrated
Audit Reason: Baseline Event

Report Date: 22-Mar-2013 07:46:55 Chrom Revision: 2.0 01-Feb-2013 10:03:10

Manual Integration/User Assign Peak Report

TestAmerica Canton

Data File:	\\NCChrom\ChromData\A2HP3\20130321-18156.b\P3032104.D		
Injection Date:	21-Mar-2013 15:36:19	Limit Group:	GC 8081 D0D ICAL
Client ID:		Instrument ID:	A2HP3
Lims Batch ID:	79056	Lims Sample ID:	4
Operator ID:	093905	Injection Vol:	1.0 ul
Column Type:		Column Dia:	

18 Endrin aldehyde, Signal: 2, Type: quant, RT: 11.54, Det: GC ecd2b

Processing Integration Results

Not Detected
Expected RT: 11.54

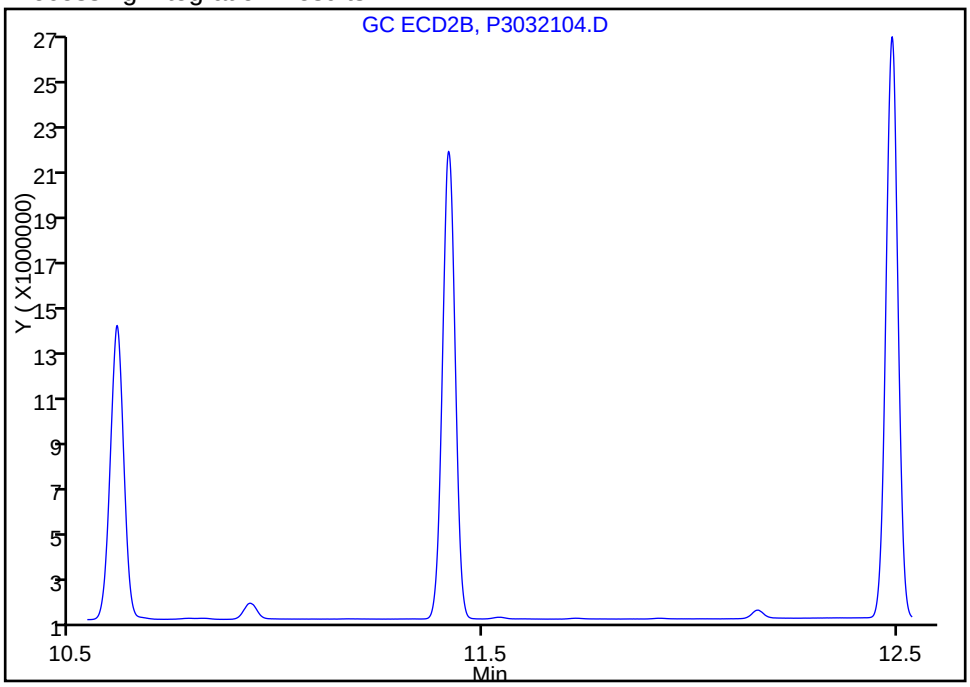

Manual Integration Results

RT: 11.54
Response: 147836
Amount: 0.000374

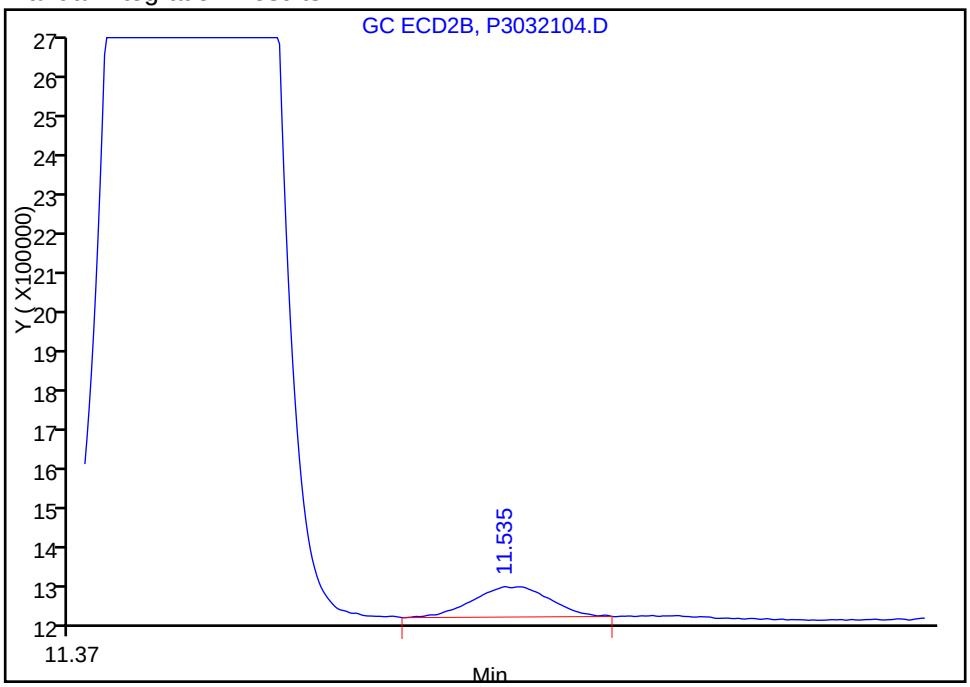

Reviewer: vandorenc, 22-Mar-2013 06:56:08
Audit Action: Manually Integrated/Assigned Compound ID
Audit Reason: Baseline Event

FORM VII
GC SEMI VOA CONTINUING CALIBRATION DATA

Lab Name: TestAmerica Canton Job No.: 240-21987-1

SDG No.:

Lab Sample ID: ICV 240-78295/19 Calibration Date: 03/14/2013 16:20

Instrument ID: A2HP3 Calib Start Date: 03/14/2013 14:20

GC Column: CLP-1 ID: 0.53(mm) Calib End Date: 03/14/2013 16:00

Lab File ID: P3031419.D Conc. Units: ng/uL

ANALYTE	CURVE TYPE	AVE CF	CF	MIN CF	CALC AMOUNT	SPIKE AMOUNT	%D	MAX %D
alpha-BHC	Ave	1623707372	1657587240		0.0255	0.0250	2.1	20.0
gamma-BHC (Lindane)	Ave	1455203462	1481817360		0.0255	0.0250	1.8	20.0
beta-BHC	Ave	618486639	622075960		0.0251	0.0250	0.6	20.0
delta-BHC	Ave	1480196914	1511043880		0.0255	0.0250	2.1	20.0
Heptachlor	Ave	1288059053	1306268120		0.0254	0.0250	1.4	20.0
Aldrin	Ave	1359987606	1402096240		0.0258	0.0250	3.1	20.0
Heptachlor epoxide	Ave	1229987574	1235797240		0.0251	0.0250	0.5	20.0
gamma-Chlordane	Ave	1263492565	1263679720		0.0250	0.0250	0.0	20.0
alpha-Chlordane	Ave	1289702829	1260713000		0.0244	0.0250	-2.2	20.0
Endosulfan I	Ave	1152636801	1161963920		0.0252	0.0250	0.8	20.0
4,4'-DDE	Ave	1266505227	1264201160		0.0250	0.0250	-0.2	20.0
Dieldrin	Ave	1268423751	1270559640		0.0250	0.0250	0.2	20.0
Endrin	Ave	1189138903	1165252080		0.0245	0.0250	-2.0	20.0
4,4'-DDD	Ave	970323691	966925320		0.0249	0.0250	-0.4	20.0
Endosulfan II	Ave	1094573989	1088347480		0.0249	0.0250	-0.6	20.0
4,4'-DDT	Ave	922210777	935210280		0.0254	0.0250	1.4	20.0
Endrin aldehyde	Ave	880698493	871829840		0.0247	0.0250	-1.0	20.0
Methoxychlor	Ave	461419504	466384360		0.0253	0.0250	1.1	20.0
Endosulfan sulfate	Ave	981061458	986783840		0.0251	0.0250	0.6	20.0
Endrin ketone	Ave	1144648217	1116671120		0.0244	0.0250	-2.4	20.0

FORM VII
GC SEMI VOA CONTINUING CALIBRATION RETENTION TIME SUMMARY

Lab Name: TestAmerica Canton Job No.: 240-21987-1

SDG No.:

Lab Sample ID: ICV 240-78295/19 Calibration Date: 03/14/2013 16:20

Instrument ID: A2HP3 Calib Start Date: 03/14/2013 14:20

GC Column: CLP-1 ID: 0.53(mm) Calib End Date: 03/14/2013 16:00

Lab File ID: P3031419.D

Analyte	RT	RT WINDOW	
		FROM	TO
alpha-BHC	4.26	4.23	4.29
gamma-BHC (Lindane)	4.64	4.61	4.67
beta-BHC	4.78	4.75	4.81
delta-BHC	5.00	4.97	5.03
Heptachlor	5.29	5.26	5.32
Aldrin	5.76	5.73	5.79
Heptachlor epoxide	7.04	7.01	7.07
gamma-Chlordane	7.35	7.33	7.39
alpha-Chlordane	7.70	7.67	7.73
Endosulfan I	7.97	7.94	8.00
4,4'-DDE	8.06	8.03	8.09
Dieldrin	8.52	8.49	8.55
Endrin	8.97	8.94	9.00
4,4'-DDD	9.32	9.29	9.35
Endosulfan II	9.41	9.38	9.44
4,4'-DDT	9.84	9.81	9.87
Endrin aldehyde	10.20	10.17	10.23
Methoxychlor	10.78	10.75	10.81
Endosulfan sulfate	10.92	10.90	10.96
Endrin ketone	11.32	11.29	11.35

TestAmerica Canton
Target Compound Quantitation Report

Data File: \\NCChrom\ChromData\A2HP3\20130314-17984.b\P3031419.D
Lims ID: ICV
Client ID:
Inject. Date: 14-Mar-2013 16:20:26
Dil. Factor: 1.0000
Sample Type: ICV
Sample ID: 240-0017984-019
Misc. Info.:
Operator: 402582
Instrument ID: A2HP3
Injection Vol: 1.0 ul
ALS Bottle#: 19
Lims Batch ID: 78295
Lims Sample ID: 19
Sublist:
Detector 1 : GC ECD1A
Detector 2 : GC ecd2b

Method: \\NCChrom\ChromData\A2HP3\20130314-17984.b\PEST3.m
Last Update: 15-Mar-2013 07:54:39
Calib Date: 14-Mar-2013 20:00:25
Quant Method: External Standard
Quant By: Initial Calibration
Last ICal File: \\NCChrom\ChromData\A2HP3\20130314-17984.b\P3031430.D
Limit Group: GC 8081 D0D ICAL
Integrator: Falcon
Column Type:
Column Dia:
Process Host: XAWRK032

Det	Sig	RT	EXP RT	DLT RT	Response	On-Col Amt ng/ul	Ratio Range	Ratio	Flags
5 alpha-BHC									
1	100	4.255	4.255	0.000	41439681	0.0255			
2	100	5.068	5.068	0.000	19171424	0.0249			
						RPD = 2.46			
20 gamma-BHC (Lindane)									
1	100	4.643	4.643	0.000	37045434	0.0255			
2	100	5.688	5.688	0.000	16712092	0.0247			
						RPD = 3.09			
7 beta-BHC									
1	100	4.777	4.777	0.000	15551899	0.0251			
2	100	5.883	5.883	0.000	7375532	0.0249			
						RPD = 0.81			
11 delta-BHC									
1	100	4.998	4.999	-0.001	37776097	0.0255			
2	100	6.507	6.508	-0.001	17185298	0.0247			
						RPD = 3.25			
22 Heptachlor									
1	100	5.293	5.293	0.000	32656703	0.0254			
2	100	6.579	6.580	-0.001	14171302	0.0243			
						RPD = 4.21			
4 Aldrin									
1	100	5.761	5.761	0.000	35052406	0.0258			
2	100	7.381	7.382	-0.001	16713132	0.0251			
						RPD = 2.68			
23 Heptachlor epoxide									
1	100	7.038	7.039	-0.001	30894931	0.0251			
2	100	8.820	8.821	-0.001	14386509	0.0247			
						RPD = 1.48			

Det	Sig	RT	EXP RT	DLT RT	Response	On-Col Amt ng/ul	Ratio Range	Ratio	Flags
21 gamma-Chlordane									
1	100	7.353	7.355	-0.002	31591993	0.0250			
2	100	9.210	9.210	0.000	14442979	0.0246			
						RPD = 1.54			
6 alpha-Chlordane									
1	100	7.697	7.695	0.002	31517825	0.0244			
2	100	9.512	9.511	0.001	14616654	0.0239			
						RPD = 2.02			
14 Endosulfan I									
1	100	7.967	7.965	0.002	29049098	0.0252			
2	100	9.578	9.578	0.000	13055420	0.0246			
						RPD = 2.54			
2 4,4'-DDE									
1	100	8.058	8.060	-0.002	31605029	0.0250			
2	100	9.940	9.940	0.000	14935409	0.0245			
						RPD = 1.88			
13 Dieldrin									
1	100	8.516	8.517	-0.001	31763991	0.0250			
2	100	10.092	10.092	0.000	14573820	0.0245			
						RPD = 2.11			
17 Endrin									
1	100	8.967	8.966	0.001	29131302	0.0245			
2	100	10.607	10.608	-0.001	12970695	0.0242			
						RPD = 1.19			
1 4,4'-DDD									
1	100	9.320	9.318	0.002	24173133	0.0249			
2	100	10.931	10.930	0.001	10526065	0.0246			
						RPD = 1.18			
15 Endosulfan II									
1	100	9.412	9.411	0.001	27208687	0.0249			
2	100	10.975	10.975	0.000	11765233	0.0242			
						RPD = 2.54			
3 4,4'-DDT									
1	100	9.835	9.835	0.000	23380257	0.0254			
2	100	11.412	11.410	0.002	9853382	0.0249			
						RPD = 1.76			
18 Endrin aldehyde									
1	100	10.202	10.201	0.001	21795746	0.0247			
2	100	11.532	11.532	0.000	9579162	0.0242			
						RPD = 2.05			
27 Methoxychlor									
1	100	10.782	10.780	0.002	11659609	0.0253			
2	100	12.487	12.487	0.000	4975273	0.0249			
						RPD = 1.32			
16 Endosulfan sulfate									
1	100	10.924	10.925	-0.001	24669596	0.0251			
2	100	11.949	11.948	0.001	10968685	0.0248			
						RPD = 1.37			

Det	Sig	RT	EXP RT	DLT RT	Response	On-Col Amt ng/ul	Ratio Range	Ratio	Flags
19 Endrin ketone									
1	100	11.322	11.322	0.000	27916778	0.0244			
2	100	12.699	12.699	0.000	11934924	0.0238			
						RPD = 2.46			

Report Date: 15-Mar-2013 07:54:42 Chrom Revision: 2.0 01-Feb-2013 10:03:10

TestAmerica Canton

Data File:	\\NCChrom\ChromData\A2HP3\20130314-17984.b\P3031419.D		
Injection Date:	14-Mar-2013 16:20:26	Limit Group:	GC 8081 D0D ICAL
Client ID:		Instrument ID:	A2HP3
Lims Batch ID:	78295	Lims Sample ID:	19
Operator ID:	402582	Injection Vol:	1.0 ul
Column Type:		Column Dia:	

Y Scaling: Method Defined: Set to Absolute Y Value

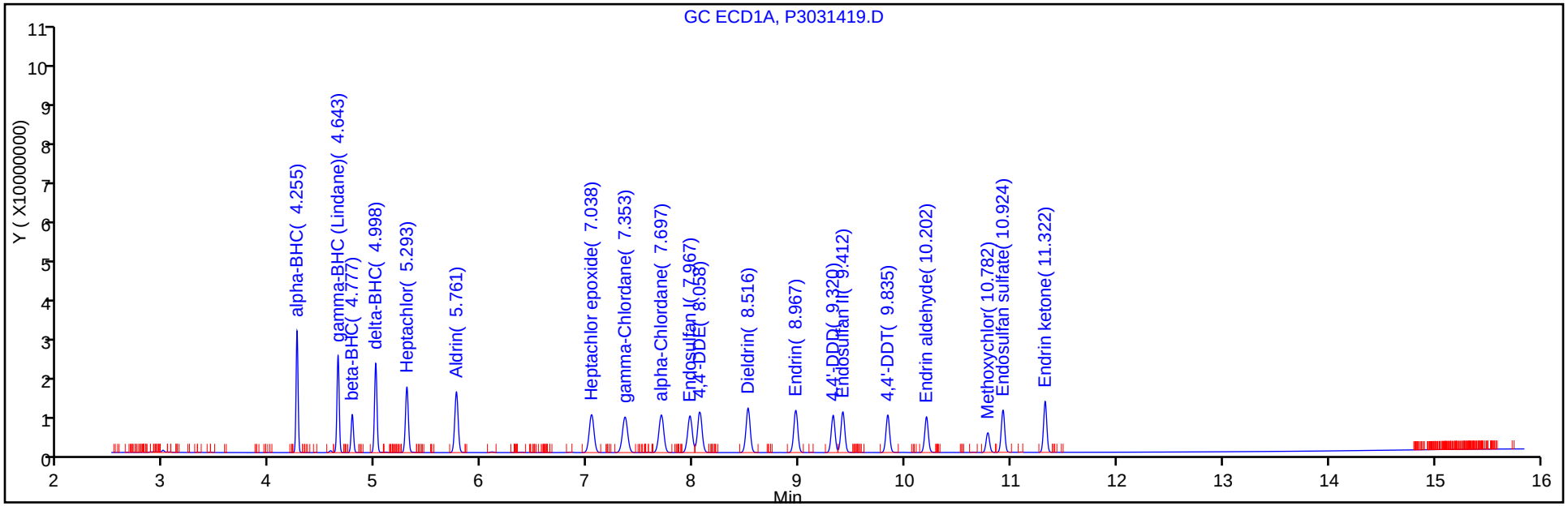

Y Scaling: Method Defined: Set to Absolute Y Value

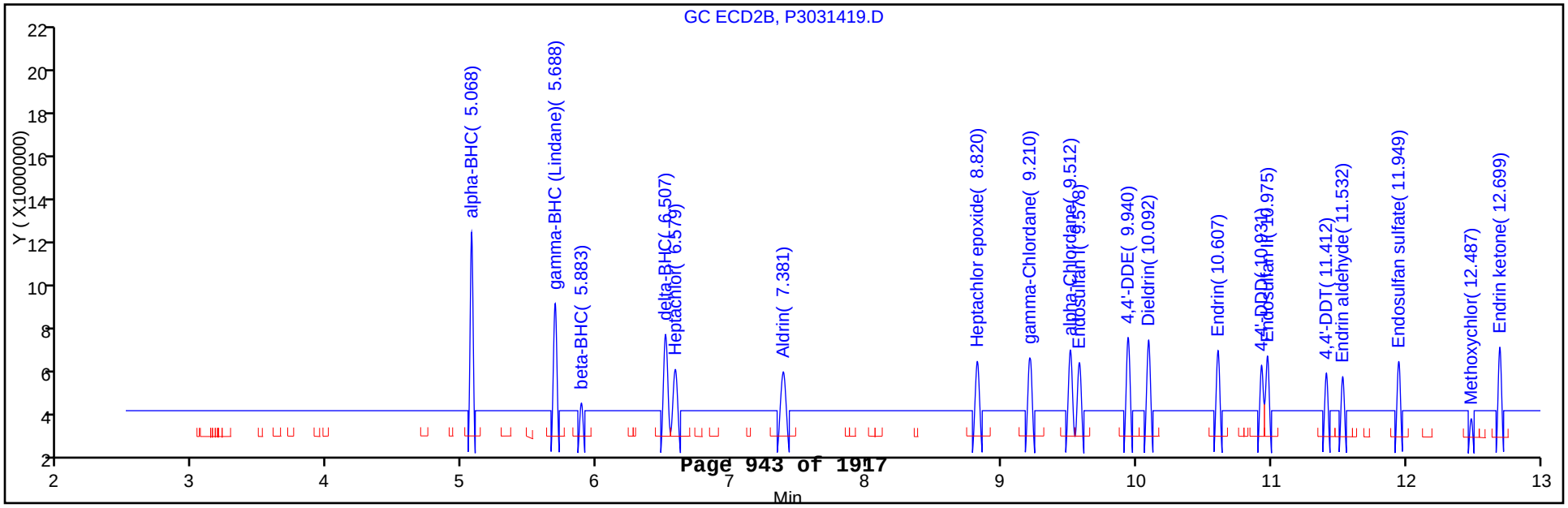

FORM VII
GC SEMI VOA CONTINUING CALIBRATION DATA

Lab Name: TestAmerica Canton Job No.: 240-21987-1

SDG No.:

Lab Sample ID: ICV 240-78295/19 Calibration Date: 03/14/2013 16:20

Instrument ID: A2HP3 Calib Start Date: 03/14/2013 14:20

GC Column: CLP-2 ID: 0.53(mm) Calib End Date: 03/14/2013 16:00

Lab File ID: P3031419.D Conc. Units: ng/uL

ANALYTE	CURVE TYPE	AVE CF	CF	MIN CF	CALC AMOUNT	SPIKE AMOUNT	%D	MAX %D
alpha-BHC	Ave	769922401	766856960		0.0249	0.0250	-0.4	20.0
gamma-BHC (Lindane)	Ave	677058072	668483680		0.0247	0.0250	-1.3	20.0
beta-BHC	Ave	295707343	295021280		0.0249	0.0250	-0.2	20.0
delta-BHC	Ave	695621800	687411920		0.0247	0.0250	-1.2	20.0
Heptachlor	Ave	582970513	566852080		0.0243	0.0250	-2.8	20.0
Aldrin	Ave	666083583	668525280		0.0251	0.0250	0.4	20.0
Heptachlor epoxide	Ave	581320598	575460360		0.0247	0.0250	-1.0	20.0
gamma-Chlordane	Ave	586604093	577719160		0.0246	0.0250	-1.5	20.0
alpha-Chlordane	Ave	610326008	584666160		0.0239	0.0250	-4.2	20.0
Endosulfan I	Ave	531325762	522216800		0.0246	0.0250	-1.7	20.0
4,4'-DDE	Ave	609850598	597416360		0.0245	0.0250	-2.0	20.0
Dieldrin	Ave	594383876	582952800		0.0245	0.0250	-1.9	20.0
Endrin	Ave	535793583	518827800		0.0242	0.0250	-3.2	20.0
4,4'-DDD	Ave	427546511	421042600		0.0246	0.0250	-1.5	20.0
Endosulfan II	Ave	485472127	470609320		0.0242	0.0250	-3.1	20.0
4,4'-DDT	Ave	395546624	394135280		0.0249	0.0250	-0.4	20.0
Endrin aldehyde	Ave	395073591	383166480		0.0242	0.0250	-3.0	20.0
Endosulfan sulfate	Ave	442236050	438747400		0.0248	0.0250	-0.8	20.0
Methoxychlor	Ave	199518519	199010920		0.0249	0.0250	-0.3	20.0
Endrin ketone	Ave	501538938	477396960		0.0238	0.0250	-4.8	20.0

FORM VII
GC SEMI VOA CONTINUING CALIBRATION RETENTION TIME SUMMARY

Lab Name: TestAmerica Canton Job No.: 240-21987-1

SDG No.:

Lab Sample ID: ICV 240-78295/19 Calibration Date: 03/14/2013 16:20

Instrument ID: A2HP3 Calib Start Date: 03/14/2013 14:20

GC Column: CLP-2 ID: 0.53(mm) Calib End Date: 03/14/2013 16:00

Lab File ID: P3031419.D

Analyte	RT	RT WINDOW	
		FROM	TO
alpha-BHC	5.07	5.04	5.10
gamma-BHC (Lindane)	5.69	5.66	5.72
beta-BHC	5.88	5.85	5.91
delta-BHC	6.51	6.48	6.54
Heptachlor	6.58	6.55	6.61
Aldrin	7.38	7.35	7.41
Heptachlor epoxide	8.82	8.79	8.85
gamma-Chlordane	9.21	9.18	9.24
alpha-Chlordane	9.51	9.48	9.54
Endosulfan I	9.58	9.55	9.61
4,4'-DDE	9.94	9.91	9.97
Dieldrin	10.09	10.06	10.12
Endrin	10.61	10.58	10.64
4,4'-DDD	10.93	10.90	10.96
Endosulfan II	10.98	10.95	11.01
4,4'-DDT	11.41	11.38	11.44
Endrin aldehyde	11.53	11.50	11.56
Endosulfan sulfate	11.95	11.92	11.98
Methoxychlor	12.49	12.46	12.52
Endrin ketone	12.70	12.67	12.73

TestAmerica Canton
Target Compound Quantitation Report

Data File: \\NCChrom\ChromData\A2HP3\20130314-17984.b\P3031419.D
Lims ID: ICV
Client ID:
Inject. Date: 14-Mar-2013 16:20:26
Dil. Factor: 1.0000
Sample Type: ICV
Sample ID: 240-0017984-019
Misc. Info.:
Operator: 402582
Instrument ID: A2HP3
Injection Vol: 1.0 ul
ALS Bottle#: 19
Lims Batch ID: 78295
Lims Sample ID: 19
Sublist:
Detector 1 : GC ECD1A
Detector 2 : GC ecd2b

Method: \\NCChrom\ChromData\A2HP3\20130314-17984.b\PEST3.m
Last Update: 15-Mar-2013 07:54:39
Calib Date: 14-Mar-2013 20:00:25
Quant Method: External Standard
Quant By: Initial Calibration
Last ICal File: \\NCChrom\ChromData\A2HP3\20130314-17984.b\P3031430.D
Limit Group: GC 8081 D0D ICAL
Integrator: Falcon
Column Type:
Column Dia:
Process Host: XAWRK032

Det	Sig	RT	EXP RT	DLT RT	Response	On-Col Amt ng/ul	Ratio Range	Ratio	Flags
5 alpha-BHC									
1	100	4.255	4.255	0.000	41439681	0.0255			
2	100	5.068	5.068	0.000	19171424	0.0249			
						RPD = 2.46			
20 gamma-BHC (Lindane)									
1	100	4.643	4.643	0.000	37045434	0.0255			
2	100	5.688	5.688	0.000	16712092	0.0247			
						RPD = 3.09			
7 beta-BHC									
1	100	4.777	4.777	0.000	15551899	0.0251			
2	100	5.883	5.883	0.000	7375532	0.0249			
						RPD = 0.81			
11 delta-BHC									
1	100	4.998	4.999	-0.001	37776097	0.0255			
2	100	6.507	6.508	-0.001	17185298	0.0247			
						RPD = 3.25			
22 Heptachlor									
1	100	5.293	5.293	0.000	32656703	0.0254			
2	100	6.579	6.580	-0.001	14171302	0.0243			
						RPD = 4.21			
4 Aldrin									
1	100	5.761	5.761	0.000	35052406	0.0258			
2	100	7.381	7.382	-0.001	16713132	0.0251			
						RPD = 2.68			
23 Heptachlor epoxide									
1	100	7.038	7.039	-0.001	30894931	0.0251			
2	100	8.820	8.821	-0.001	14386509	0.0247			
						RPD = 1.48			

Det	Sig	RT	EXP RT	DLT RT	Response	On-Col Amt ng/ul	Ratio Range	Ratio	Flags
21 gamma-Chlordane									
1	100	7.353	7.355	-0.002	31591993	0.0250			
2	100	9.210	9.210	0.000	14442979	0.0246			
						RPD = 1.54			
6 alpha-Chlordane									
1	100	7.697	7.695	0.002	31517825	0.0244			
2	100	9.512	9.511	0.001	14616654	0.0239			
						RPD = 2.02			
14 Endosulfan I									
1	100	7.967	7.965	0.002	29049098	0.0252			
2	100	9.578	9.578	0.000	13055420	0.0246			
						RPD = 2.54			
2 4,4'-DDE									
1	100	8.058	8.060	-0.002	31605029	0.0250			
2	100	9.940	9.940	0.000	14935409	0.0245			
						RPD = 1.88			
13 Dieldrin									
1	100	8.516	8.517	-0.001	31763991	0.0250			
2	100	10.092	10.092	0.000	14573820	0.0245			
						RPD = 2.11			
17 Endrin									
1	100	8.967	8.966	0.001	29131302	0.0245			
2	100	10.607	10.608	-0.001	12970695	0.0242			
						RPD = 1.19			
1 4,4'-DDD									
1	100	9.320	9.318	0.002	24173133	0.0249			
2	100	10.931	10.930	0.001	10526065	0.0246			
						RPD = 1.18			
15 Endosulfan II									
1	100	9.412	9.411	0.001	27208687	0.0249			
2	100	10.975	10.975	0.000	11765233	0.0242			
						RPD = 2.54			
3 4,4'-DDT									
1	100	9.835	9.835	0.000	23380257	0.0254			
2	100	11.412	11.410	0.002	9853382	0.0249			
						RPD = 1.76			
18 Endrin aldehyde									
1	100	10.202	10.201	0.001	21795746	0.0247			
2	100	11.532	11.532	0.000	9579162	0.0242			
						RPD = 2.05			
27 Methoxychlor									
1	100	10.782	10.780	0.002	11659609	0.0253			
2	100	12.487	12.487	0.000	4975273	0.0249			
						RPD = 1.32			
16 Endosulfan sulfate									
1	100	10.924	10.925	-0.001	24669596	0.0251			
2	100	11.949	11.948	0.001	10968685	0.0248			
						RPD = 1.37			

Det	Sig	RT	EXP RT	DLT RT	Response	On-Col Amt ng/ul	Ratio Range	Ratio	Flags
19 Endrin ketone									
1	100	11.322	11.322	0.000	27916778	0.0244			
2	100	12.699	12.699	0.000	11934924	0.0238			
						RPD = 2.46			

Report Date: 15-Mar-2013 07:54:42 Chrom Revision: 2.0 01-Feb-2013 10:03:10

TestAmerica Canton

Data File:	\\NCChrom\ChromData\A2HP3\20130314-17984.b\P3031419.D		
Injection Date:	14-Mar-2013 16:20:26	Limit Group:	GC 8081 D0D ICAL
Client ID:		Instrument ID:	A2HP3
Lims Batch ID:	78295	Lims Sample ID:	19
Operator ID:	402582	Injection Vol:	1.0 ul
Column Type:		Column Dia:	

Y Scaling: Method Defined: Set to Absolute Y Value

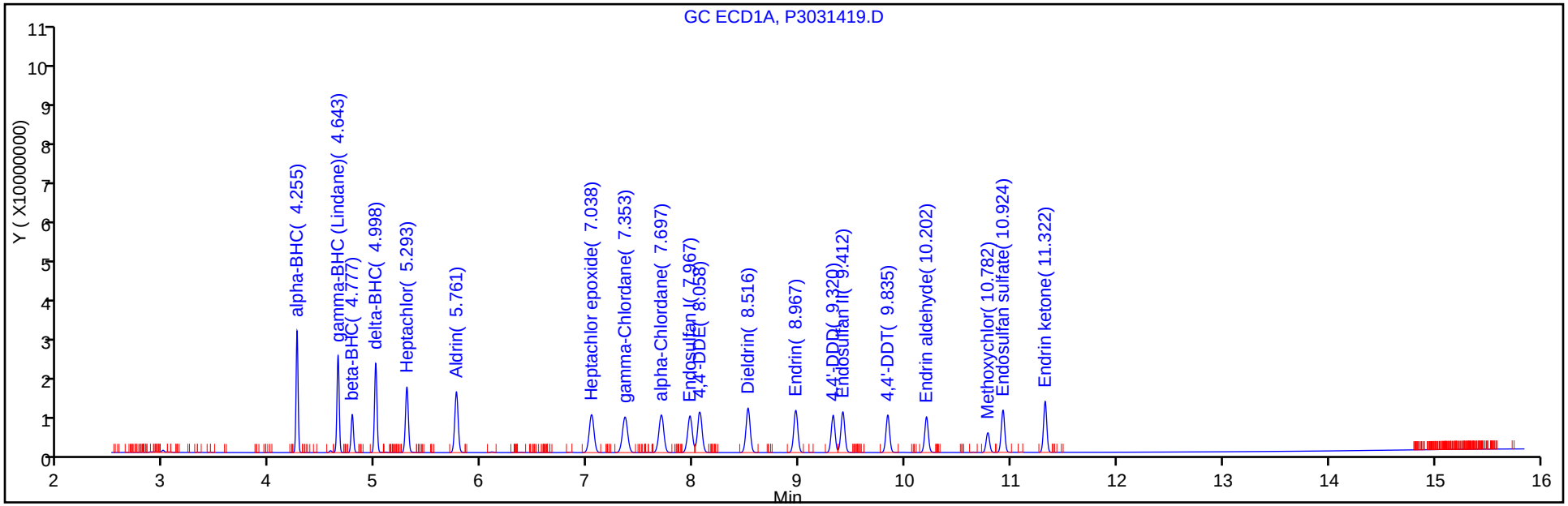

Y Scaling: Method Defined: Set to Absolute Y Value

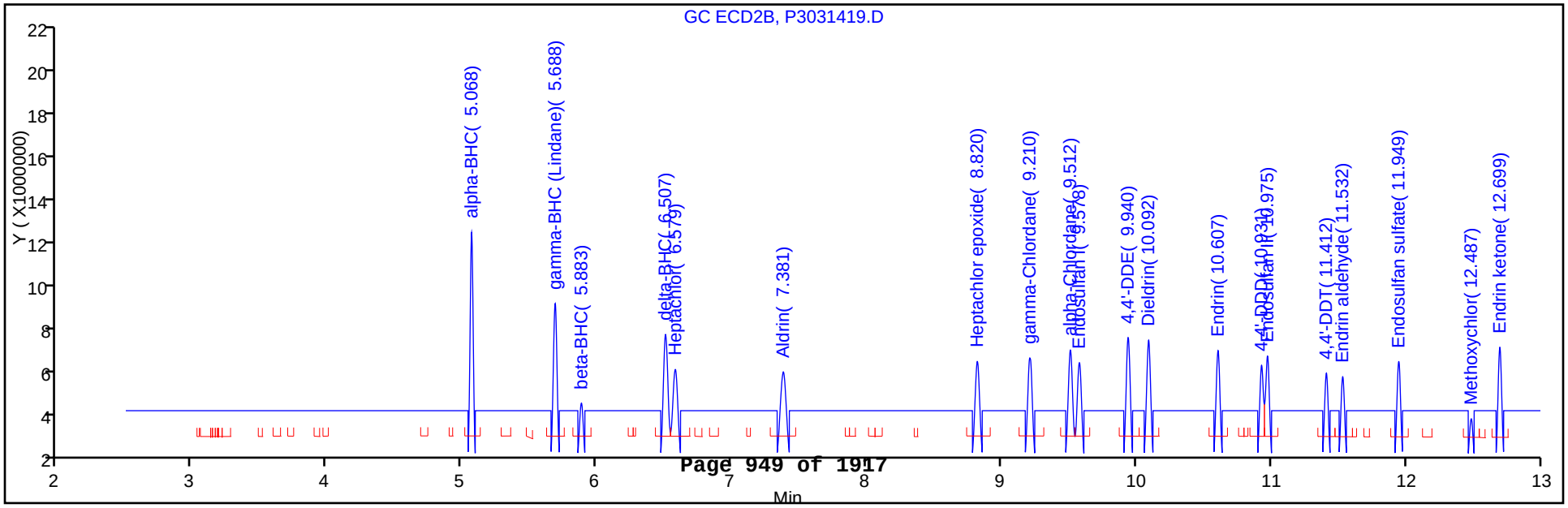

FORM VII
GC SEMI VOA CONTINUING CALIBRATION DATA

Lab Name: TestAmerica Canton Job No.: 240-21987-1

SDG No.:

Lab Sample ID: ICV 240-78295/25 Calibration Date: 03/14/2013 18:20

Instrument ID: A2HP3 Calib Start Date: 03/14/2013 16:40

GC Column: CLP-1 ID: 0.53(mm) Calib End Date: 03/14/2013 18:00

Lab File ID: P3031425.D Conc. Units: ng/uL

ANALYTE	CURVE TYPE	AVE CF	CF	MIN CF	CALC AMOUNT	SPIKE AMOUNT	%D	MAX %D
Toxaphene Peak 1	Ave	48953063	60802538		1.24	1.00	24.2*	20.0
Toxaphene Peak 2	Ave	49795684	56394244		1.13	1.00	13.3	20.0
Toxaphene Peak 3	Ave	41014572	58762037		1.43	1.00	43.3*	20.0
Toxaphene Peak 4	Ave	31176774	48676390		1.56	1.00	56.1*	20.0
Toxaphene Peak 5	Ave	26157631	41188374		1.57	1.00	57.5*	20.0

FORM VII
GC SEMI VOA CONTINUING CALIBRATION RETENTION TIME SUMMARY

Lab Name: TestAmerica Canton Job No.: 240-21987-1

SDG No.:

Lab Sample ID: ICV 240-78295/25 Calibration Date: 03/14/2013 18:20

Instrument ID: A2HP3 Calib Start Date: 03/14/2013 16:40

GC Column: CLP-1 ID: 0.53(mm) Calib End Date: 03/14/2013 18:00

Lab File ID: P3031425.D

Analyte	RT	RT WINDOW	
		FROM	TO
Toxaphene Peak 1	10.39	10.36	10.42
Toxaphene Peak 2	10.73	10.70	10.76
Toxaphene Peak 3	10.88	10.85	10.91
Toxaphene Peak 4	11.29	11.26	11.32
Toxaphene Peak 5	11.56	11.53	11.59

TestAmerica Canton
Target Compound Quantitation Report

Data File:	\\NCChrom\ChromData\A2HP3\20130314-17984.b\P3031425.D		
Lims ID:	ICV	Client ID:	
Inject. Date:	14-Mar-2013 18:20:24	Dil. Factor:	1.0000
Sample Type:	ICV		
Sample ID:	240-0017984-025		
Misc. Info.:			
Operator:	402582	Instrument ID:	A2HP3
Injection Vol:	1.0 ul	ALS Bottle#:	25
Lims Batch ID:	78295	Lims Sample ID:	25
Sublist:			
Detector 1 :	GC ECD1A		
Detector 2 :	GC ecd2b		

Method:	\\NCChrom\ChromData\A2HP3\20130314-17984.b\PEST3.m		
Last Update:	15-Mar-2013 07:54:49	Calib Date:	14-Mar-2013 20:00:25
Quant Method:	External Standard	Quant By:	Initial Calibration
Last ICal File:	\\NCChrom\ChromData\A2HP3\20130314-17984.b\P3031430.D		
Limit Group:	GC 8081 D0D ICAL		
Integrator:	Falcon		
Column Type:		Column Dia:	
Process Host:	XAWRK032		

First Level Reviewer: shockr Date: 15-Mar-2013 07:29:46

Det	Sig	RT	EXP RT	DLT RT	Response	On-Col Amt ng/ul	Ratio Range	Ratio	Flags
30 Toxaphene									M
1	1	10.386	10.386	0.000	60802538	1.24		100.0	M
1	2	10.729	10.729	0.000	56394244	1.13	81.1- 121.1	92.7	M
1	3	10.880	10.879	0.001	58762037	1.43	65.0- 105.0	96.6	M
1	4	11.292	11.292	0.000	48676390	1.56	43.1- 83.1	80.1	M
1	5	11.562	11.560	0.002	41188374	1.57	32.5- 72.5	67.7	M
			Average of Peak Amounts =			1.39			
2	100	10.528	10.532	-0.004	15650408	0.9270		100.0	M
2	2	11.115	11.117	-0.002	14476115	0.6722	108.3- 148.3	92.5	M
2	3	11.536	11.535	0.001	16561763	0.6363	134.7- 174.7	105.8	M
2	4	12.836	12.278	0.558	20209953	0.6667	157.2- 197.2	129.1	M
2	5	13.118	12.837	0.281	21049372	1.72	51.7- 91.7	134.5	M
			Average of Peak Amounts =			0.9249			
						RPD = 40.09			

QC Flag Legend

Review Flags
M - Manually Integrated

Report Date: 15-Mar-2013 07:54:52 Chrom Revision: 2.0 01-Feb-2013 10:03:10

TestAmerica Canton

Data File:	\\NCChrom\ChromData\A2HP3\20130314-17984.b\P3031425.D		
Injection Date:	14-Mar-2013 18:20:24	Limit Group:	GC 8081 D0D ICAL
Client ID:		Instrument ID:	A2HP3
Lims Batch ID:	78295	Lims Sample ID:	25
Operator ID:	402582	Injection Vol:	1.0 ul
Column Type:		Column Dia:	

Y Scaling: Method Defined: Set to Absolute Y Value

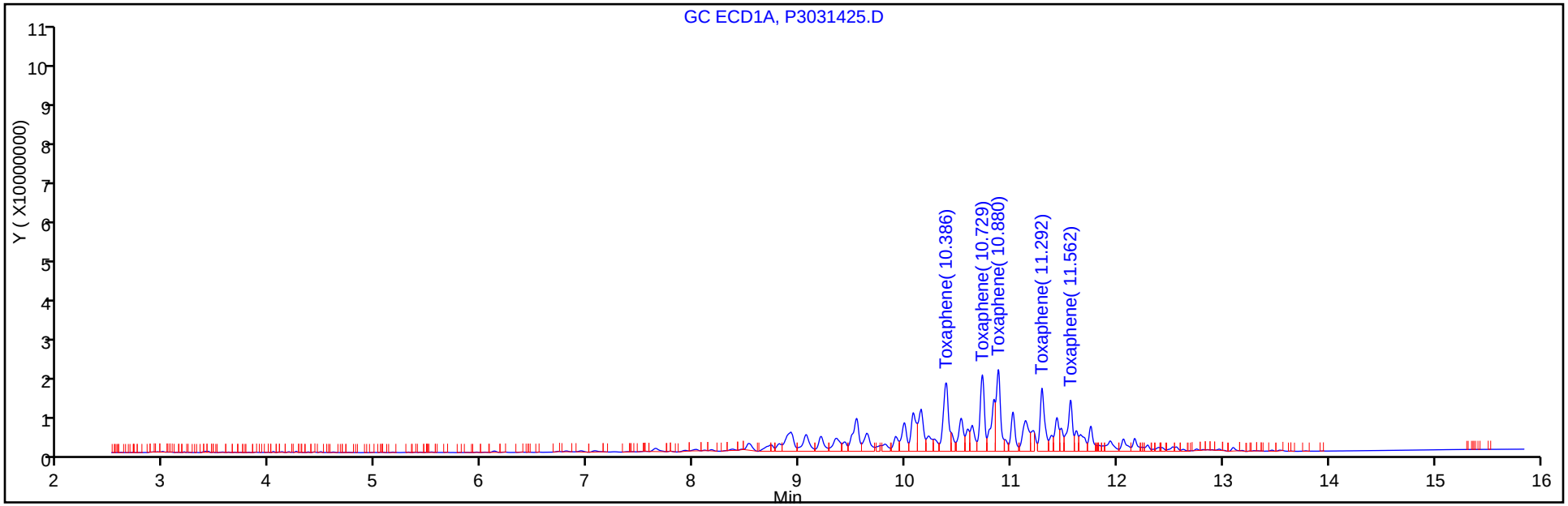

Y Scaling: Method Defined: Set to Absolute Y Value

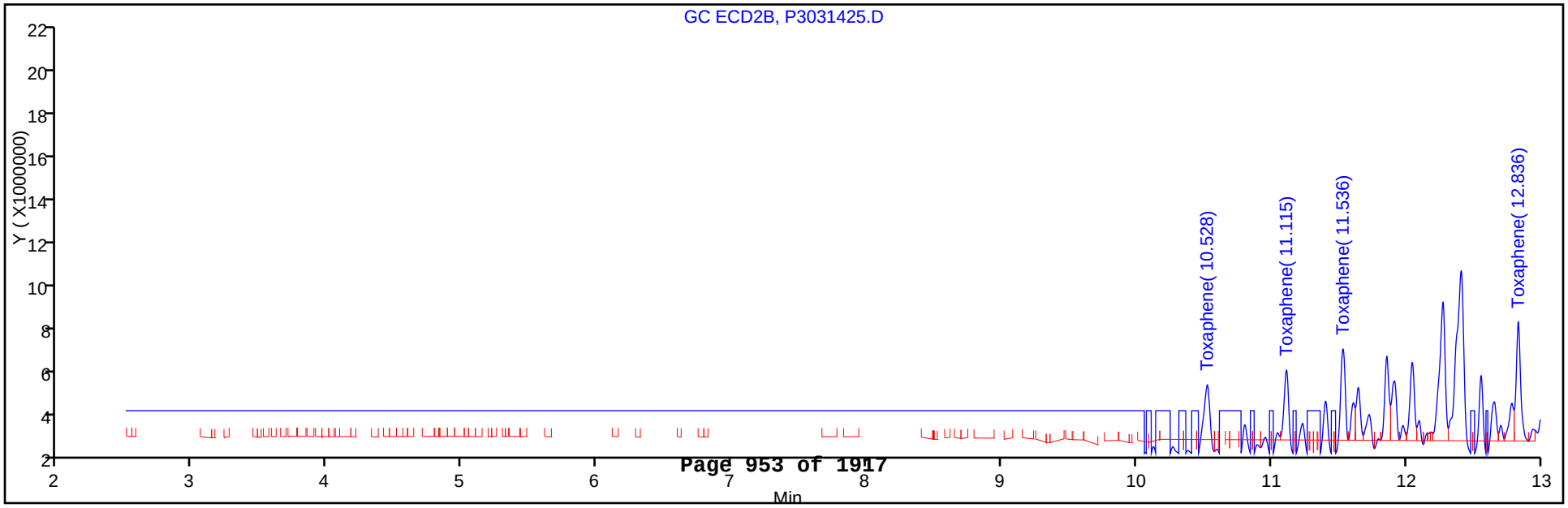

Report Date: 15-Mar-2013 07:54:53 Chrom Revision: 2.0 01-Feb-2013 10:03:10

TestAmerica Canton

Data File: \\NCChrom\ChromData\A2HP3\20130314-17984.b\P3031425.D

Injection Date: 14-Mar-2013 18:20:24 Limit Group: GC 8081 D0D ICAL

Client ID: Instrument ID: A2HP3

Lims Batch ID: 78295 Lims Sample ID: 25

Operator ID: 402582 Injection Vol: 1.0 ul

Column Type: Column Dia:

30 Toxaphene, Detector: 1, GC ECD1A

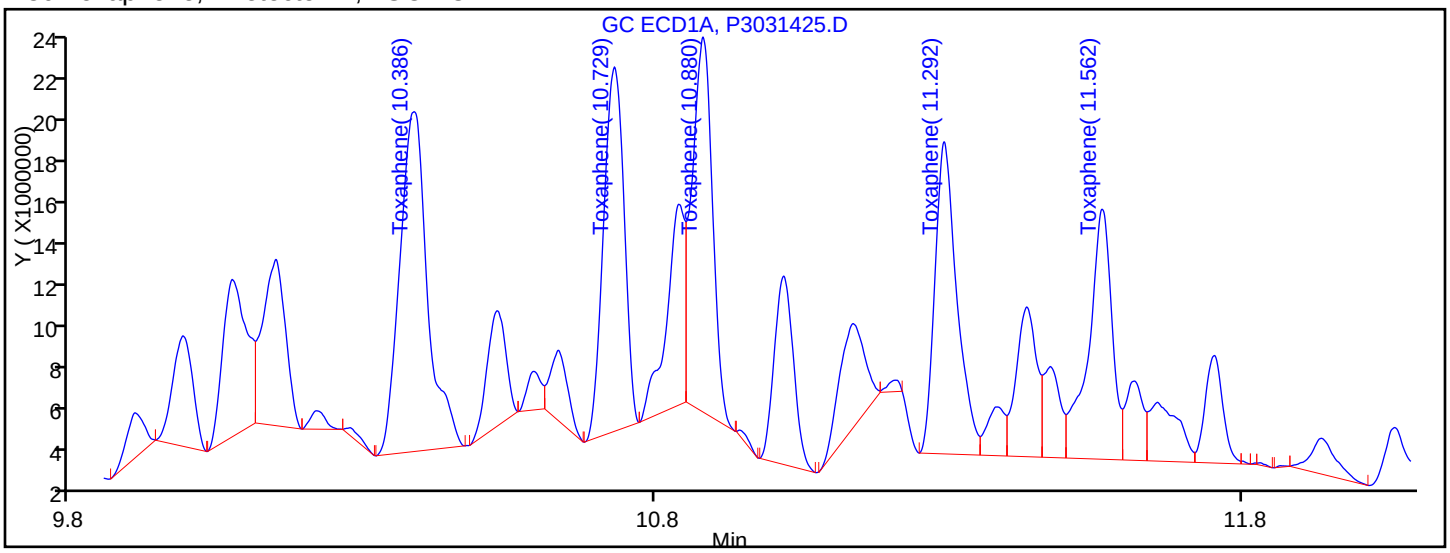

Processing Integration Results

RT = 10.386	Response = 50641286	M
RT = 10.729	Response = 40186783	M
RT = 10.880	Response = 40717571	M
RT = 11.292	Response = 36881446	M
RT = 11.562	Response = 31520528	M

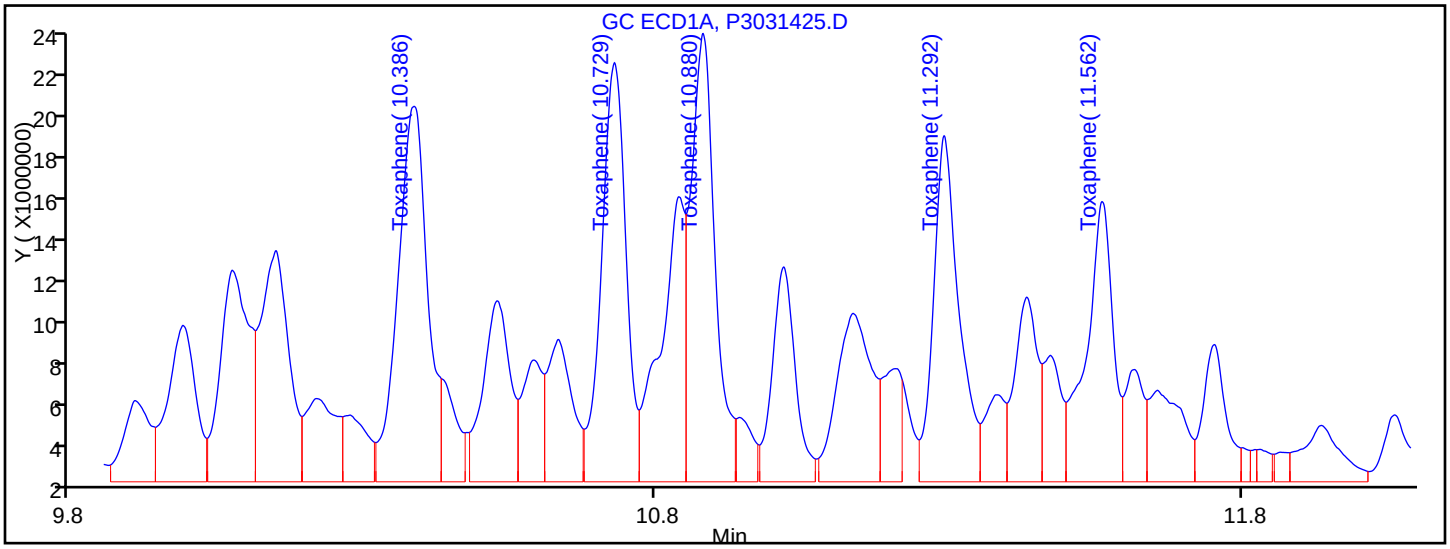

Manual Integration Results

RT = 10.386	Response = 60802538	M
RT = 10.729	Response = 56394244	M
RT = 10.880	Response = 58762037	M
RT = 11.292	Response = 48676390	M
RT = 11.562	Response = 41188374	M

Reviewer: shockr, 15-Mar-2013 07:29:46

Audit Action: Assigned New Baseline

Audit Reason: Baseline Event

FORM VII
GC SEMI VOA CONTINUING CALIBRATION DATA

Lab Name: TestAmerica Canton Job No.: 240-21987-1

SDG No.:

Lab Sample ID: ICV 240-78295/25 Calibration Date: 03/14/2013 18:20

Instrument ID: A2HP3 Calib Start Date: 03/14/2013 16:40

GC Column: CLP-2 ID: 0.53(mm) Calib End Date: 03/14/2013 18:00

Lab File ID: P3031425.D Conc. Units: ng/uL

ANALYTE	CURVE TYPE	AVE CF	CF	MIN CF	CALC AMOUNT	SPIKE AMOUNT	%D	MAX %D
Toxaphene Peak 1	Ave	16883134	15650408		0.927	1.00	-7.3	20.0
Toxaphene Peak 2	Ave	21534081	14476115		0.672	1.00	-32.8*	20.0
Toxaphene Peak 3	Ave	26029451	16561763		0.636	1.00	-36.4*	20.0
Toxaphene Peak 4	Ave	30315481	20209953		0.667	1.00	-33.3*	20.0
Toxaphene Peak 5	Ave	12222975	21049372		1.72	1.00	72.2*	20.0

FORM VII
GC SEMI VOA CONTINUING CALIBRATION RETENTION TIME SUMMARY

Lab Name: TestAmerica Canton Job No.: 240-21987-1

SDG No.:

Lab Sample ID: ICV 240-78295/25 Calibration Date: 03/14/2013 18:20

Instrument ID: A2HP3 Calib Start Date: 03/14/2013 16:40

GC Column: CLP-2 ID: 0.53(mm) Calib End Date: 03/14/2013 18:00

Lab File ID: P3031425.D

Analyte	RT	RT WINDOW	
		FROM	TO
Toxaphene Peak 1	10.53	10.50	10.56
Toxaphene Peak 2	11.12	11.09	11.15
Toxaphene Peak 3	11.54	11.51	11.57
Toxaphene Peak 4	12.84	12.25	12.31
Toxaphene Peak 5	13.12	12.81	12.87

TestAmerica Canton
Target Compound Quantitation Report

Data File:	\\NCChrom\ChromData\A2HP3\20130314-17984.b\P3031425.D		
Lims ID:	ICV	Client ID:	
Inject. Date:	14-Mar-2013 18:20:24	Dil. Factor:	1.0000
Sample Type:	ICV		
Sample ID:	240-0017984-025		
Misc. Info.:			
Operator:	402582	Instrument ID:	A2HP3
Injection Vol:	1.0 ul	ALS Bottle#:	25
Lims Batch ID:	78295	Lims Sample ID:	25
Sublist:			
Detector 1 :	GC ECD1A		
Detector 2 :	GC ecd2b		

Method:	\\NCChrom\ChromData\A2HP3\20130314-17984.b\PEST3.m		
Last Update:	15-Mar-2013 07:54:49	Calib Date:	14-Mar-2013 20:00:25
Quant Method:	External Standard	Quant By:	Initial Calibration
Last ICal File:	\\NCChrom\ChromData\A2HP3\20130314-17984.b\P3031430.D		
Limit Group:	GC 8081 D0D ICAL		
Integrator:	Falcon		
Column Type:		Column Dia:	
Process Host:	XAWRK032		

First Level Reviewer: shockr Date: 15-Mar-2013 07:29:46

Det	Sig	RT	EXP RT	DLT RT	Response	On-Col Amt ng/ul	Ratio Range	Ratio	Flags
30 Toxaphene									M
1	1	10.386	10.386	0.000	60802538	1.24		100.0	M
1	2	10.729	10.729	0.000	56394244	1.13	81.1- 121.1	92.7	M
1	3	10.880	10.879	0.001	58762037	1.43	65.0- 105.0	96.6	M
1	4	11.292	11.292	0.000	48676390	1.56	43.1- 83.1	80.1	M
1	5	11.562	11.560	0.002	41188374	1.57	32.5- 72.5	67.7	M
			Average of Peak Amounts =			1.39			
2	100	10.528	10.532	-0.004	15650408	0.9270		100.0	M
2	2	11.115	11.117	-0.002	14476115	0.6722	108.3- 148.3	92.5	M
2	3	11.536	11.535	0.001	16561763	0.6363	134.7- 174.7	105.8	M
2	4	12.836	12.278	0.558	20209953	0.6667	157.2- 197.2	129.1	M
2	5	13.118	12.837	0.281	21049372	1.72	51.7- 91.7	134.5	M
			Average of Peak Amounts =			0.9249			
						RPD = 40.09			

QC Flag Legend

Review Flags
M - Manually Integrated

Report Date: 15-Mar-2013 07:54:53 Chrom Revision: 2.0 01-Feb-2013 10:03:10

TestAmerica Canton

Data File:	\\NCChrom\ChromData\A2HP3\20130314-17984.b\P3031425.D		
Injection Date:	14-Mar-2013 18:20:24	Limit Group:	GC 8081 D0D ICAL
Client ID:		Instrument ID:	A2HP3
Lims Batch ID:	78295	Lims Sample ID:	25
Operator ID:	402582	Injection Vol:	1.0 ul
Column Type:		Column Dia:	

Y Scaling: Method Defined: Set to Absolute Y Value

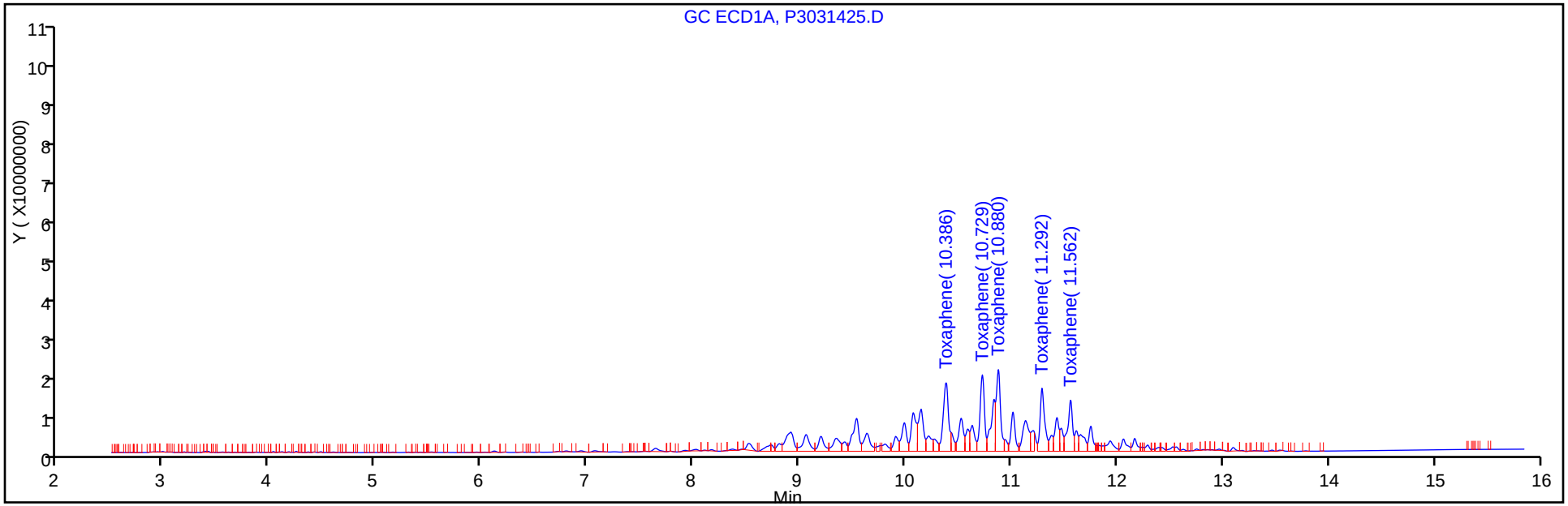

Y Scaling: Method Defined: Set to Absolute Y Value

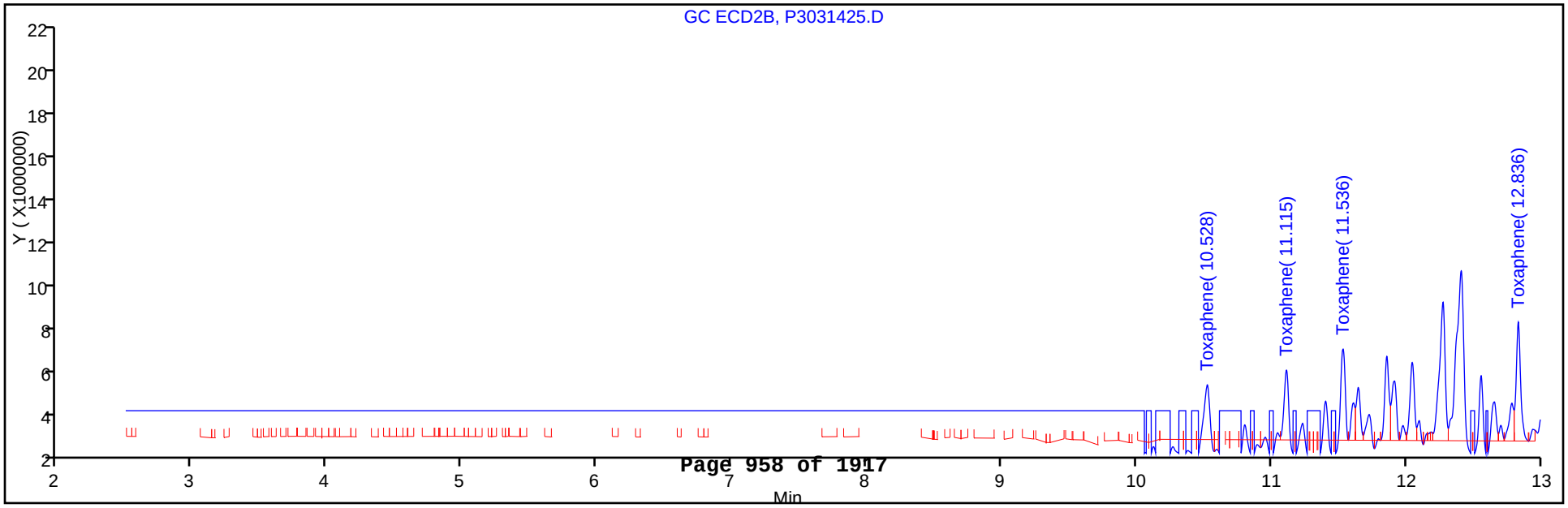

Report Date: 15-Mar-2013 07:54:53 Chrom Revision: 2.0 01-Feb-2013 10:03:10

TestAmerica Canton

Data File: \\NCChrom\ChromData\A2HP3\20130314-17984.b\P3031425.D

Injection Date:	14-Mar-2013 18:20:24	Limit Group:	GC 8081 D0D ICAL
Client ID:		Instrument ID:	A2HP3
Lims Batch ID:	78295	Lims Sample ID:	25
Operator ID:	402582	Injection Vol:	1.0 ul
Column Type:		Column Dia:	

30 Toxaphene, Detector: 2, GC ecd2b

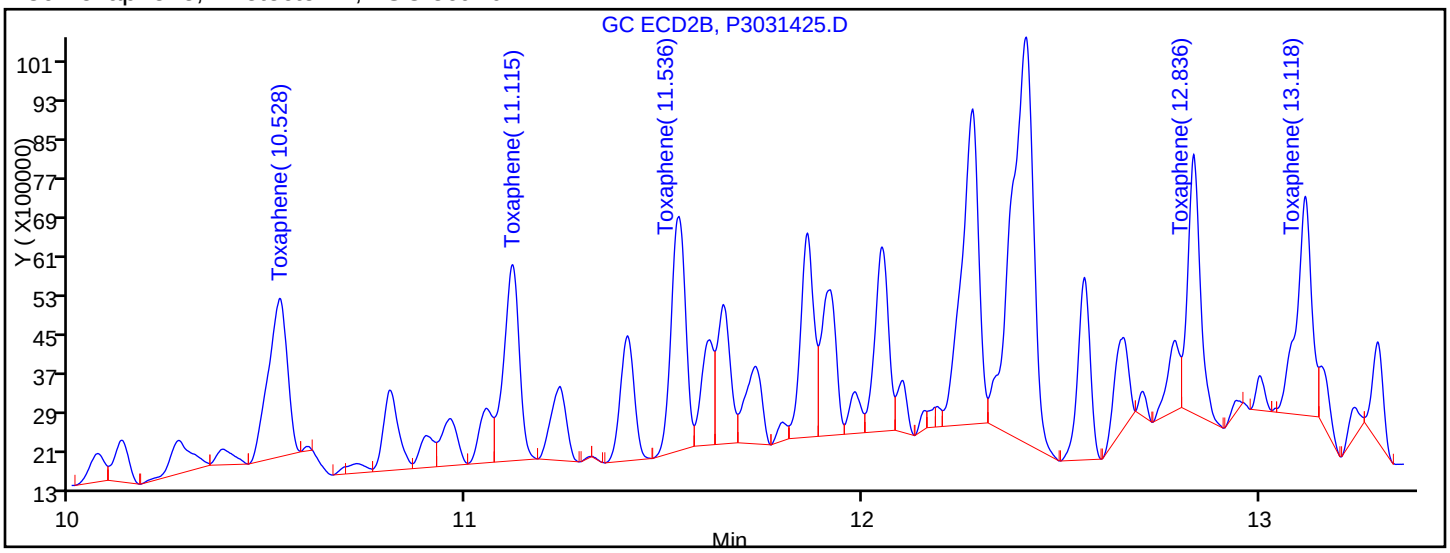

Processing Integration Results

RT = 10.528	Response = 10952045	M
RT = 11.115	Response = 11039703	M
RT = 11.536	Response = 12277980	M
RT = 12.836	Response = 11715269	M
RT = 13.118	Response = 12039318	M

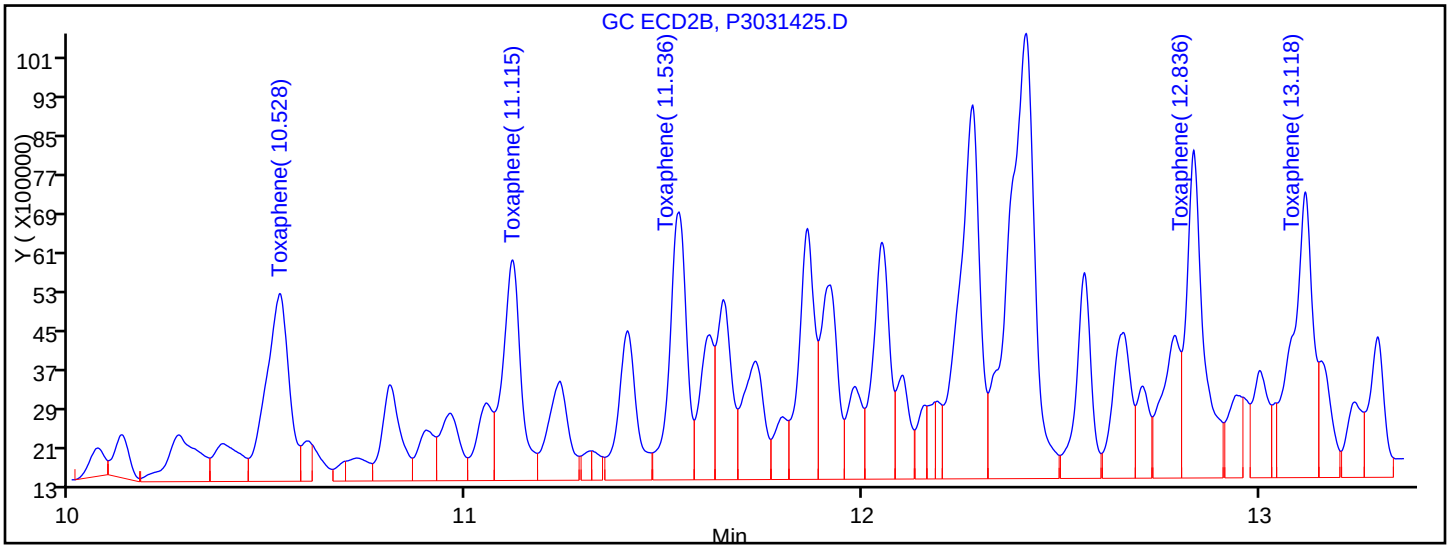

Manual Integration Results

RT = 10.528	Response = 15650408	M
RT = 11.115	Response = 14476115	M
RT = 11.536	Response = 16561763	M
RT = 12.836	Response = 20209953	M
RT = 13.118	Response = 21049372	M

Reviewer: shockr, 15-Mar-2013 07:29:46

Audit Action: Assigned New Baseline

Audit Reason: Baseline Event

FORM VII
GC SEMI VOA CONTINUING CALIBRATION DATA

Lab Name: TestAmerica Canton Job No.: 240-21987-1

SDG No.:

Lab Sample ID: CCV 240-79056/5 Calibration Date: 03/21/2013 15:56

Instrument ID: A2HP3 Calib Start Date: 03/14/2013 14:20

GC Column: CLP-1 ID: 0.53(mm) Calib End Date: 03/14/2013 16:00

Lab File ID: P3032105.D Conc. Units: ng/uL

ANALYTE	CURVE TYPE	AVE CF	CF	MIN CF	CALC AMOUNT	SPIKE AMOUNT	%D	MAX %D
alpha-BHC	Ave	1623707372	1514296960		0.0233	0.0250	-6.7	20.0
gamma-BHC (Lindane)	Ave	1455203462	1380270360		0.0237	0.0250	-5.1	20.0
beta-BHC	Ave	618486639	602069600		0.0243	0.0250	-2.7	20.0
delta-BHC	Ave	1480196914	1465809640		0.0248	0.0250	-1.0	20.0
Heptachlor	Ave	1288059053	1317232400		0.0256	0.0250	2.3	20.0
Aldrin	Ave	1359987606	1329375520		0.0244	0.0250	-2.3	20.0
Heptachlor epoxide	Ave	1229987574	1226975560		0.0249	0.0250	-0.2	20.0
gamma-Chlordane	Ave	1263492565	1246548240		0.0247	0.0250	-1.3	20.0
alpha-Chlordane	Ave	1289702829	1289594520		0.0250	0.0250	-0.0	20.0
Endosulfan I	Ave	1152636801	1156217720		0.0251	0.0250	0.3	20.0
4,4'-DDE	Ave	1266505227	1243306920		0.0245	0.0250	-1.8	20.0
Dieldrin	Ave	1268423751	1291548040		0.0255	0.0250	1.8	20.0
Endrin	Ave	1189138903	1259841640		0.0265	0.0250	5.9	20.0
4,4'-DDD	Ave	970323691	1020306800		0.0263	0.0250	5.2	20.0
Endosulfan II	Ave	1094573989	1153804800		0.0264	0.0250	5.4	20.0
4,4'-DDT	Ave	922210777	1006374680		0.0273	0.0250	9.1	20.0
Endrin aldehyde	Ave	880698493	916452000		0.0260	0.0250	4.1	20.0
Methoxychlor	Ave	461419504	527179040		0.0286	0.0250	14.3	20.0
Endosulfan sulfate	Ave	981061458	1053855200		0.0269	0.0250	7.4	20.0
Endrin ketone	Ave	1144648217	1255954080		0.0274	0.0250	9.7	20.0
Tetrachloro-m-xylene	Ave	1100163513	1040594560		0.0236	0.0250	-5.4	20.0
DCB Decachlorobiphenyl	Ave	960238458	1013526160		0.0264	0.0250	5.5	20.0

FORM VII
GC SEMI VOA CONTINUING CALIBRATION RETENTION TIME SUMMARY

Lab Name: TestAmerica Canton Job No.: 240-21987-1

SDG No.:

Lab Sample ID: CCV 240-79056/5 Calibration Date: 03/21/2013 15:56

Instrument ID: A2HP3 Calib Start Date: 03/14/2013 14:20

GC Column: CLP-1 ID: 0.53(mm) Calib End Date: 03/14/2013 16:00

Lab File ID: P3032105.D

Analyte	RT	RT WINDOW	
		FROM	TO
alpha-BHC	4.25	4.22	4.28
gamma-BHC (Lindane)	4.64	4.61	4.67
beta-BHC	4.77	4.74	4.80
delta-BHC	5.00	4.97	5.03
Heptachlor	5.29	5.26	5.32
Aldrin	5.76	5.73	5.79
Heptachlor epoxide	7.03	7.00	7.06
gamma-Chlordane	7.34	7.31	7.37
alpha-Chlordane	7.69	7.66	7.72
Endosulfan I	7.96	7.93	7.99
4,4'-DDE	8.05	8.02	8.08
Dieldrin	8.51	8.48	8.54
Endrin	8.96	8.93	8.99
4,4'-DDD	9.31	9.28	9.34
Endosulfan II	9.40	9.37	9.43
4,4'-DDT	9.83	9.80	9.86
Endrin aldehyde	10.20	10.17	10.23
Methoxychlor	10.78	10.75	10.81
Endosulfan sulfate	10.92	10.89	10.95
Endrin ketone	11.32	11.29	11.35
Tetrachloro-m-xylene	3.56	3.53	3.59
DCB Decachlorobiphenyl	12.93	12.90	12.96

TestAmerica Canton
Target Compound Quantitation Report

Data File: \\NCChrom\ChromData\A2HP3\20130321-18156.b\P3032105.D
Lims ID: CCV AB3 Client ID:
Inject. Date: 21-Mar-2013 15:56:30 Dil. Factor: 1.0000
Sample Type: CCVRT
Sample ID: 240-0018156-005
Misc. Info.:
Operator: 093905 Instrument ID: A2HP3
Injection Vol: 1.0 ul ALS Bottle#: 5
Lims Batch ID: 79056 Lims Sample ID: 5
Sublist: chrom-PEST3*sub7
Detector 1 : GC ECD1A
Detector 2 : GC ecd2b

Method: \\NCChrom\ChromData\A2HP3\20130321-18156.b\PEST3.m
Last Update: 22-Mar-2013 07:46:56 Calib Date: 18-Mar-2013 13:40:37
Quant Method: External Standard Quant By: Initial Calibration
Last ICal File: \\NCChrom\ChromData\A2HP3\20130318-18048.b\P3031810.D
Limit Group: GC 8081 D0D ICAL
Integrator: Falcon
Column Type: Column Dia:
Process Host: XAWRK006

Det	Sig	RT	EXP RT	DLT RT	Response	On-Col Amt ng/ul	Ratio Range	Ratio	Flags
$ 29 Tetrachloro-m-xylene									
1	100	3.562	3.562	0.000	26014864	0.0236			
2	100	4.181	4.181	0.000	13648390	0.0226			
						RPD = 4.53			
5 alpha-BHC									
1	100	4.253	4.253	0.000	37857424	0.0233			
2	100	5.071	5.071	0.000	18542196	0.0241			
						RPD = 3.24			
20 gamma-BHC (Lindane)									
1	100	4.639	4.639	0.000	34506759	0.0237			
2	100	5.692	5.692	0.000	16626068	0.0246			
						RPD = 3.50			
7 beta-BHC									
1	100	4.774	4.774	0.000	15051740	0.0243			
2	100	5.888	5.888	0.000	7622024	0.0258			
						RPD = 5.74			
11 delta-BHC									
1	100	4.995	4.995	0.000	36645241	0.0248			
2	100	6.513	6.513	0.000	17784447	0.0256			
						RPD = 3.22			
22 Heptachlor									
1	100	5.288	5.288	0.000	32930810	0.0256			
2	100	6.583	6.583	0.000	14547857	0.0250			
						RPD = 2.42			
4 Aldrin									
1	100	5.755	5.755	0.000	33234388	0.0244			
2	100	7.384	7.384	0.000	16285063	0.0244			
						RPD = 0.05			

Det	Sig	RT	EXP RT	DLT RT	Response	On-Col Amt ng/ul	Ratio Range	Ratio	Flags
23 Heptachlor epoxide									
1	100	7.028	7.028	0.000	30674389	0.0249			
2	100	8.824	8.824	0.000	14859677	0.0256			
						RPD = 2.47			
21 gamma-Chlordane									
1	100	7.343	7.343	0.000	31163706	0.0247			
2	100	9.217	9.217	0.000	15076071	0.0257			
						RPD = 4.11			
6 alpha-Chlordane									
1	100	7.685	7.685	0.000	32239863	0.0250			
2	100	9.515	9.515	0.000	15513400	0.0254			
						RPD = 1.67			
14 Endosulfan I									
1	100	7.957	7.957	0.000	28905443	0.0251			
2	100	9.583	9.583	0.000	13884295	0.0261			
						RPD = 4.12			
2 4,4'-DDE									
1	100	8.050	8.050	0.000	31082673	0.0245			
2	100	9.947	9.947	0.000	15272274	0.0250			
						RPD = 2.02			
13 Dieldrin									
1	100	8.509	8.509	0.000	32288701	0.0255			
2	100	10.099	10.099	0.000	15454821	0.0260			
						RPD = 2.12			
17 Endrin									
1	100	8.960	8.960	0.000	31496041	0.0265			
2	100	10.614	10.614	0.000	14535016	0.0271			
						RPD = 2.39			
1 4,4'-DDD									
1	100	9.313	9.313	0.000	25507670	0.0263			
2	100	10.938	10.938	0.000	11741791	0.0275			
						RPD = 4.37			
15 Endosulfan II									
1	100	9.404	9.404	0.000	28845120	0.0264			
2	100	10.982	10.982	0.000	13523756	0.0279			
						RPD = 5.55			
3 4,4'-DDT									
1	100	9.831	9.831	0.000	25159367	0.0273			
2	100	11.418	11.418	0.000	10428378	0.0264			
						RPD = 3.42			
18 Endrin aldehyde									
1	100	10.197	10.197	0.000	22911300	0.0260			
2	100	11.540	11.540	0.000	10862261	0.0275			
						RPD = 5.53			
27 Methoxychlor									
1	100	10.776	10.776	0.000	13179476	0.0286			
2	100	12.493	12.493	0.000	5396260	0.0270			
						RPD = 5.45			

Det	Sig	RT	EXP RT	DLT RT	Response	On-Col Amt ng/ul	Ratio Range	Ratio	Flags
16 Endosulfan sulfate									
1	100	10.920	10.920	0.000	26346380	0.0269			
2	100	11.956	11.956	0.000	12335907	0.0279			
						RPD = 3.80			
19 Endrin ketone									
1	100	11.318	11.318	0.000	31398852	0.0274			
2	100	12.705	12.705	0.000	14242334	0.0284			
						RPD = 3.46			
$ 10 DCB Decachlorobiphenyl									
1	100	12.927	12.927	0.000	25338154	0.0264			
2	100	14.421	14.421	0.000	12312187	0.0256			
						RPD = 2.98			

Report Date: 22-Mar-2013 07:46:56 Chrom Revision: 2.0 01-Feb-2013 10:03:10

TestAmerica Canton

Data File:	\\NCChrom\ChromData\A2HP3\20130321-18156.b\P3032105.D		
Injection Date:	21-Mar-2013 15:56:30	Limit Group:	GC 8081 D0D ICAL
Client ID:		Instrument ID:	A2HP3
Lims Batch ID:	79056	Lims Sample ID:	5
Operator ID:	093905	Injection Vol:	1.0 ul
Column Type:		Column Dia:	

Y Scaling: Method Defined: Set to Absolute Y Value

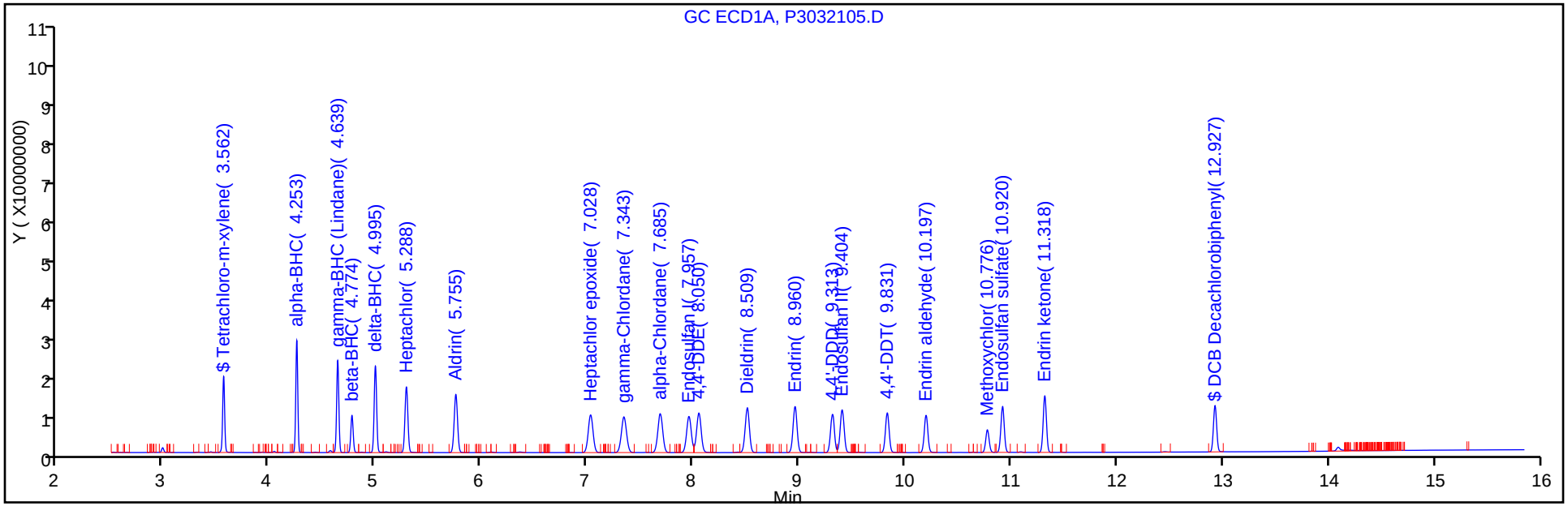

Y Scaling: Method Defined: Set to Absolute Y Value

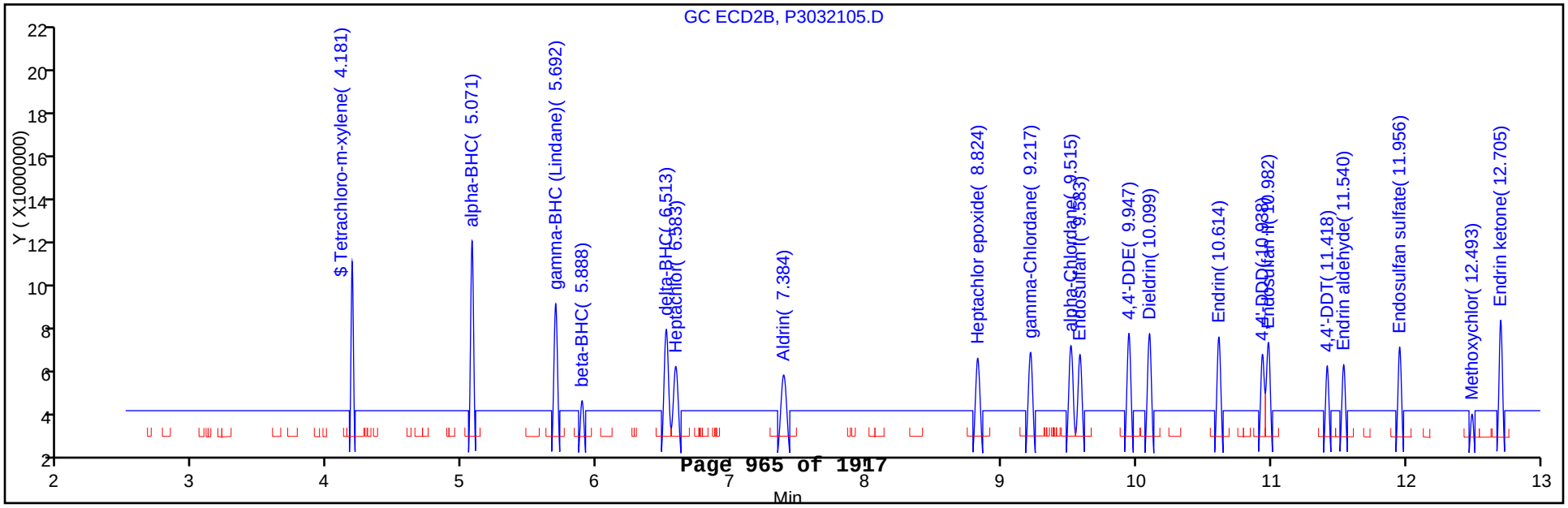

FORM VII
GC SEMI VOA CONTINUING CALIBRATION DATA

Lab Name: TestAmerica Canton Job No.: 240-21987-1

SDG No.:

Lab Sample ID: CCV 240-79056/5 Calibration Date: 03/21/2013 15:56

Instrument ID: A2HP3 Calib Start Date: 03/14/2013 14:20

GC Column: CLP-2 ID: 0.53(mm) Calib End Date: 03/14/2013 16:00

Lab File ID: P3032105.D Conc. Units: ng/uL

ANALYTE	CURVE TYPE	AVE CF	CF	MIN CF	CALC AMOUNT	SPIKE AMOUNT	%D	MAX %D
alpha-BHC	Ave	769922401	741687840		0.0241	0.0250	-3.7	20.0
gamma-BHC (Lindane)	Ave	677058072	665042720		0.0246	0.0250	-1.8	20.0
beta-BHC	Ave	295707343	304880960		0.0258	0.0250	3.1	20.0
delta-BHC	Ave	695621800	711377880		0.0256	0.0250	2.3	20.0
Heptachlor	Ave	582970513	581914280		0.0250	0.0250	-0.2	20.0
Aldrin	Ave	666083583	651402520		0.0244	0.0250	-2.2	20.0
Heptachlor epoxide	Ave	581320598	594387080		0.0256	0.0250	2.2	20.0
gamma-Chlordane	Ave	586604093	603042840		0.0257	0.0250	2.8	20.0
alpha-Chlordane	Ave	610326008	620536000		0.0254	0.0250	1.7	20.0
Endosulfan I	Ave	531325762	555371800		0.0261	0.0250	4.5	20.0
4,4'-DDE	Ave	609850598	610890960		0.0250	0.0250	0.2	20.0
Dieldrin	Ave	594383876	618192840		0.0260	0.0250	4.0	20.0
Endrin	Ave	535793583	581400640		0.0271	0.0250	8.5	20.0
4,4'-DDD	Ave	427546511	469671640		0.0275	0.0250	9.9	20.0
Endosulfan II	Ave	485472127	540950240		0.0279	0.0250	11.4	20.0
4,4'-DDT	Ave	395546624	417135120		0.0264	0.0250	5.5	20.0
Endrin aldehyde	Ave	395073591	434490440		0.0275	0.0250	10.0	20.0
Endosulfan sulfate	Ave	442236050	493436280		0.0279	0.0250	11.6	20.0
Methoxychlor	Ave	199518519	215850400		0.0270	0.0250	8.2	20.0
Endrin ketone	Ave	501538938	569693360		0.0284	0.0250	13.6	20.0
Tetrachloro-m-xylene	Ave	603960426	545935600		0.0226	0.0250	-9.6	20.0
DCB Decachlorobiphenyl	Ave	480698861	492487480		0.0256	0.0250	2.5	20.0

FORM VII
GC SEMI VOA CONTINUING CALIBRATION RETENTION TIME SUMMARY

Lab Name: TestAmerica Canton Job No.: 240-21987-1

SDG No.:

Lab Sample ID: CCV 240-79056/5 Calibration Date: 03/21/2013 15:56

Instrument ID: A2HP3 Calib Start Date: 03/14/2013 14:20

GC Column: CLP-2 ID: 0.53(mm) Calib End Date: 03/14/2013 16:00

Lab File ID: P3032105.D

Analyte	RT	RT WINDOW	
		FROM	TO
alpha-BHC	5.07	5.04	5.10
gamma-BHC (Lindane)	5.69	5.66	5.72
beta-BHC	5.89	5.86	5.92
delta-BHC	6.51	6.48	6.54
Heptachlor	6.58	6.55	6.61
Aldrin	7.38	7.35	7.41
Heptachlor epoxide	8.82	8.79	8.85
gamma-Chlordane	9.22	9.19	9.25
alpha-Chlordane	9.52	9.49	9.55
Endosulfan I	9.58	9.55	9.61
4,4'-DDE	9.95	9.92	9.98
Dieldrin	10.10	10.07	10.13
Endrin	10.61	10.58	10.64
4,4'-DDD	10.94	10.91	10.97
Endosulfan II	10.98	10.95	11.01
4,4'-DDT	11.42	11.39	11.45
Endrin aldehyde	11.54	11.51	11.57
Endosulfan sulfate	11.96	11.93	11.99
Methoxychlor	12.49	12.46	12.52
Endrin ketone	12.71	12.68	12.74
Tetrachloro-m-xylene	4.18	4.15	4.21
DCB Decachlorobiphenyl	14.42	14.39	14.45

TestAmerica Canton
Target Compound Quantitation Report

Data File: \\NCChrom\ChromData\A2HP3\20130321-18156.b\P3032105.D
Lims ID: CCV AB3 Client ID:
Inject. Date: 21-Mar-2013 15:56:30 Dil. Factor: 1.0000
Sample Type: CCVRT
Sample ID: 240-0018156-005
Misc. Info.:
Operator: 093905 Instrument ID: A2HP3
Injection Vol: 1.0 ul ALS Bottle#: 5
Lims Batch ID: 79056 Lims Sample ID: 5
Sublist: chrom-PEST3*sub7
Detector 1 : GC ECD1A
Detector 2 : GC ecd2b

Method: \\NCChrom\ChromData\A2HP3\20130321-18156.b\PEST3.m
Last Update: 22-Mar-2013 07:46:56 Calib Date: 18-Mar-2013 13:40:37
Quant Method: External Standard Quant By: Initial Calibration
Last ICal File: \\NCChrom\ChromData\A2HP3\20130318-18048.b\P3031810.D
Limit Group: GC 8081 D0D ICAL
Integrator: Falcon
Column Type: Column Dia:
Process Host: XAWRK006

Det	Sig	RT	EXP RT	DLT RT	Response	On-Col Amt ng/ul	Ratio Range	Ratio	Flags
$ 29 Tetrachloro-m-xylene									
1	100	3.562	3.562	0.000	26014864	0.0236			
2	100	4.181	4.181	0.000	13648390	0.0226			
						RPD = 4.53			
5 alpha-BHC									
1	100	4.253	4.253	0.000	37857424	0.0233			
2	100	5.071	5.071	0.000	18542196	0.0241			
						RPD = 3.24			
20 gamma-BHC (Lindane)									
1	100	4.639	4.639	0.000	34506759	0.0237			
2	100	5.692	5.692	0.000	16626068	0.0246			
						RPD = 3.50			
7 beta-BHC									
1	100	4.774	4.774	0.000	15051740	0.0243			
2	100	5.888	5.888	0.000	7622024	0.0258			
						RPD = 5.74			
11 delta-BHC									
1	100	4.995	4.995	0.000	36645241	0.0248			
2	100	6.513	6.513	0.000	17784447	0.0256			
						RPD = 3.22			
22 Heptachlor									
1	100	5.288	5.288	0.000	32930810	0.0256			
2	100	6.583	6.583	0.000	14547857	0.0250			
						RPD = 2.42			
4 Aldrin									
1	100	5.755	5.755	0.000	33234388	0.0244			
2	100	7.384	7.384	0.000	16285063	0.0244			
						RPD = 0.05			

Det	Sig	RT	EXP RT	DLT RT	Response	On-Col Amt ng/ul	Ratio Range	Ratio	Flags
23 Heptachlor epoxide									
1	100	7.028	7.028	0.000	30674389	0.0249			
2	100	8.824	8.824	0.000	14859677	0.0256			
						RPD = 2.47			
21 gamma-Chlordane									
1	100	7.343	7.343	0.000	31163706	0.0247			
2	100	9.217	9.217	0.000	15076071	0.0257			
						RPD = 4.11			
6 alpha-Chlordane									
1	100	7.685	7.685	0.000	32239863	0.0250			
2	100	9.515	9.515	0.000	15513400	0.0254			
						RPD = 1.67			
14 Endosulfan I									
1	100	7.957	7.957	0.000	28905443	0.0251			
2	100	9.583	9.583	0.000	13884295	0.0261			
						RPD = 4.12			
2 4,4'-DDE									
1	100	8.050	8.050	0.000	31082673	0.0245			
2	100	9.947	9.947	0.000	15272274	0.0250			
						RPD = 2.02			
13 Dieldrin									
1	100	8.509	8.509	0.000	32288701	0.0255			
2	100	10.099	10.099	0.000	15454821	0.0260			
						RPD = 2.12			
17 Endrin									
1	100	8.960	8.960	0.000	31496041	0.0265			
2	100	10.614	10.614	0.000	14535016	0.0271			
						RPD = 2.39			
1 4,4'-DDD									
1	100	9.313	9.313	0.000	25507670	0.0263			
2	100	10.938	10.938	0.000	11741791	0.0275			
						RPD = 4.37			
15 Endosulfan II									
1	100	9.404	9.404	0.000	28845120	0.0264			
2	100	10.982	10.982	0.000	13523756	0.0279			
						RPD = 5.55			
3 4,4'-DDT									
1	100	9.831	9.831	0.000	25159367	0.0273			
2	100	11.418	11.418	0.000	10428378	0.0264			
						RPD = 3.42			
18 Endrin aldehyde									
1	100	10.197	10.197	0.000	22911300	0.0260			
2	100	11.540	11.540	0.000	10862261	0.0275			
						RPD = 5.53			
27 Methoxychlor									
1	100	10.776	10.776	0.000	13179476	0.0286			
2	100	12.493	12.493	0.000	5396260	0.0270			
						RPD = 5.45			

Det	Sig	RT	EXP RT	DLT RT	Response	On-Col Amt ng/ul	Ratio Range	Ratio	Flags
16 Endosulfan sulfate									
1	100	10.920	10.920	0.000	26346380	0.0269			
2	100	11.956	11.956	0.000	12335907	0.0279			
						RPD = 3.80			
19 Endrin ketone									
1	100	11.318	11.318	0.000	31398852	0.0274			
2	100	12.705	12.705	0.000	14242334	0.0284			
						RPD = 3.46			
$ 10 DCB Decachlorobiphenyl									
1	100	12.927	12.927	0.000	25338154	0.0264			
2	100	14.421	14.421	0.000	12312187	0.0256			
						RPD = 2.98			

Report Date: 22-Mar-2013 07:46:57 Chrom Revision: 2.0 01-Feb-2013 10:03:10

TestAmerica Canton

Data File:	\\NCChrom\ChromData\A2HP3\20130321-18156.b\P3032105.D		
Injection Date:	21-Mar-2013 15:56:30	Limit Group:	GC 8081 D0D ICAL
Client ID:		Instrument ID:	A2HP3
Lims Batch ID:	79056	Lims Sample ID:	5
Operator ID:	093905	Injection Vol:	1.0 ul
Column Type:		Column Dia:	

Y Scaling: Method Defined: Set to Absolute Y Value

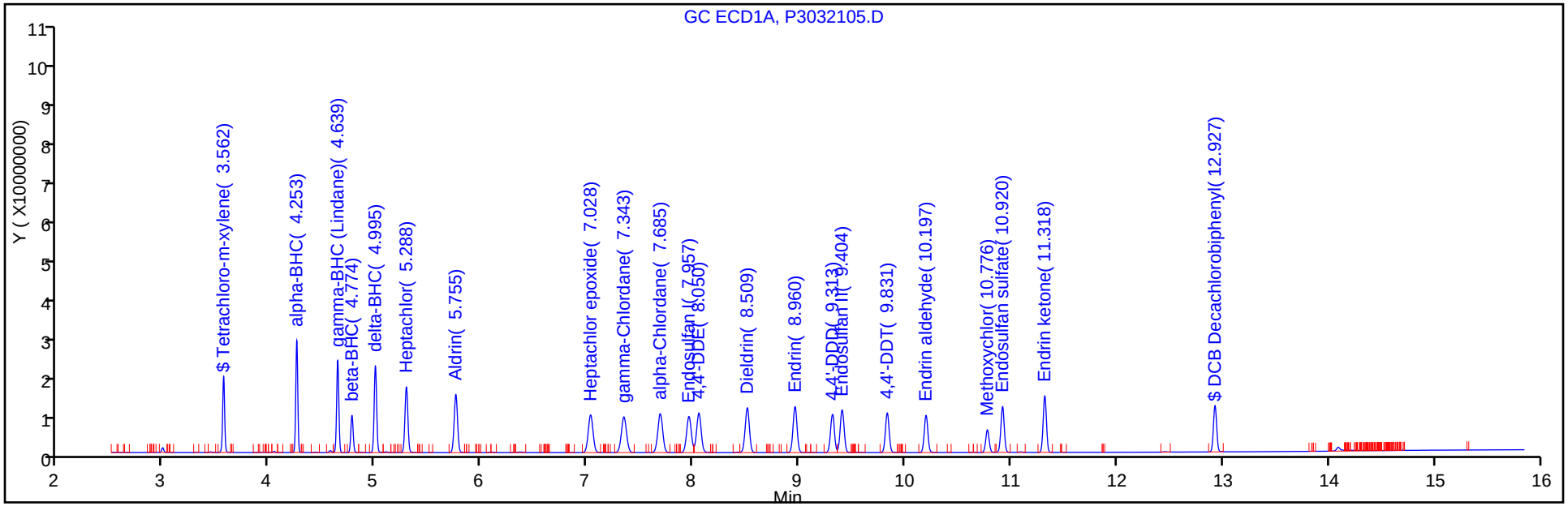

Y Scaling: Method Defined: Set to Absolute Y Value

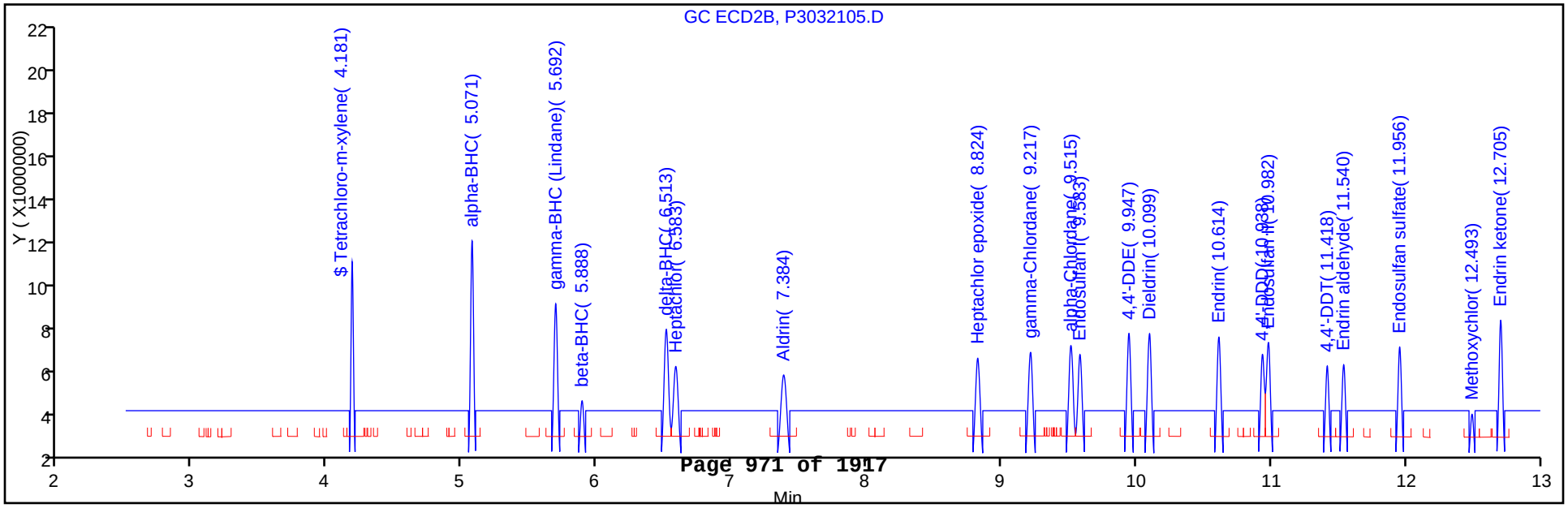

FORM VII
GC SEMI VOA CONTINUING CALIBRATION DATA

Lab Name: TestAmerica Canton Job No.: 240-21987-1

SDG No.:

Lab Sample ID: CCV 240-79056/6 Calibration Date: 03/21/2013 16:16

Instrument ID: A2HP3 Calib Start Date: 03/14/2013 16:40

GC Column: CLP-1 ID: 0.53(mm) Calib End Date: 03/14/2013 18:00

Lab File ID: P3032106.D Conc. Units: ng/uL

ANALYTE	CURVE TYPE	AVE CF	CF	MIN CF	CALC AMOUNT	SPIKE AMOUNT	%D	MAX %D
Toxaphene Peak 1	Ave	48953063	50134382		1.02	1.00	2.4	20.0
Toxaphene Peak 2	Ave	49795684	51342823		1.03	1.00	3.1	20.0
Toxaphene Peak 3	Ave	41014572	42122748		1.03	1.00	2.7	20.0
Toxaphene Peak 4	Ave	31176774	30961034		0.993	1.00	-0.7	20.0
Toxaphene Peak 5	Ave	26157631	24519012		0.937	1.00	-6.3	20.0

FORM VII
GC SEMI VOA CONTINUING CALIBRATION RETENTION TIME SUMMARY

Lab Name: TestAmerica Canton Job No.: 240-21987-1

SDG No.:

Lab Sample ID: CCV 240-79056/6 Calibration Date: 03/21/2013 16:16

Instrument ID: A2HP3 Calib Start Date: 03/14/2013 16:40

GC Column: CLP-1 ID: 0.53(mm) Calib End Date: 03/14/2013 18:00

Lab File ID: P3032106.D

Analyte	RT	RT WINDOW	
		FROM	TO
Toxaphene Peak 1	10.38	10.35	10.41
Toxaphene Peak 2	10.73	10.70	10.76
Toxaphene Peak 3	10.87	10.84	10.90
Toxaphene Peak 4	11.29	11.26	11.32
Toxaphene Peak 5	11.56	11.53	11.59

TestAmerica Canton
Target Compound Quantitation Report

Data File:	\\NCChrom\ChromData\A2HP3\20130321-18156.b\P3032106.D		
Lims ID:	CCV TOX3	Client ID:	
Inject. Date:	21-Mar-2013 16:16:31	Dil. Factor:	1.0000
Sample Type:	CCV		
Sample ID:	240-0018156-006		
Misc. Info.:			
Operator:	093905	Instrument ID:	A2HP3
Injection Vol:	1.0 ul	ALS Bottle#:	6
Lims Batch ID:	79056	Lims Sample ID:	6
Sublist:	chrom-PEST3*sub5		
Detector 1 :	GC ECD1A		
Detector 2 :	GC ecd2b		

Method:	\\NCChrom\ChromData\A2HP3\20130321-18156.b\PEST3.m		
Last Update:	22-Mar-2013 07:46:57	Calib Date:	18-Mar-2013 13:40:37
Quant Method:	External Standard	Quant By:	Initial Calibration
Last ICal File:	\\NCChrom\ChromData\A2HP3\20130318-18048.b\P3031810.D		
Limit Group:	GC 8081 D0D ICAL		
Integrator:	Falcon		
Column Type:		Column Dia:	
Process Host:	XAWRK006		

First Level Reviewer: vandorenc Date: 22-Mar-2013 06:57:16

Det	Sig	RT	EXP RT	DLT RT	Response	On-Col Amt ng/ul	Ratio Range	Ratio	Flags
30 Toxaphene									M
1	1	10.383	10.383	0.000	50134382	1.02		100.0	
1	2	10.726	10.726	0.000	51342823	1.03	81.1- 121.1	102.4	
1	3	10.874	10.874	0.000	42122748	1.03	65.0- 105.0	84.0	
1	4	11.289	11.289	0.000	30961034	0.99	43.1- 83.1	61.8	
1	5	11.556	11.556	0.000	24519012	0.9374	32.5- 72.5	48.9	
			Average of Peak Amounts =			1.00			
2	100	10.537	10.537	0.000	18768507	1.11		100.0	M
2	2	11.123	11.123	0.000	23825213	1.11	108.3- 148.3	126.9	M
2	3	11.542	11.542	0.000	28215047	1.08	134.7- 174.7	150.3	M
2	4	12.283	12.283	0.000	32311482	1.07	157.2- 197.2	172.2	M
2	5	12.841	12.841	0.000	12539478	1.03	51.7- 91.7	66.8	M
			Average of Peak Amounts =			1.08			
						RPD = 7.32			

QC Flag Legend

Review Flags
M - Manually Integrated

Report Date: 22-Mar-2013 07:46:58 Chrom Revision: 2.0 01-Feb-2013 10:03:10

TestAmerica Canton

Data File:	\\NCChrom\ChromData\A2HP3\20130321-18156.b\P3032106.D		
Injection Date:	21-Mar-2013 16:16:31	Limit Group:	GC 8081 D0D ICAL
Client ID:		Instrument ID:	A2HP3
Lims Batch ID:	79056	Lims Sample ID:	6
Operator ID:	093905	Injection Vol:	1.0 ul
Column Type:		Column Dia:	

Y Scaling: Method Defined: Set to Absolute Y Value

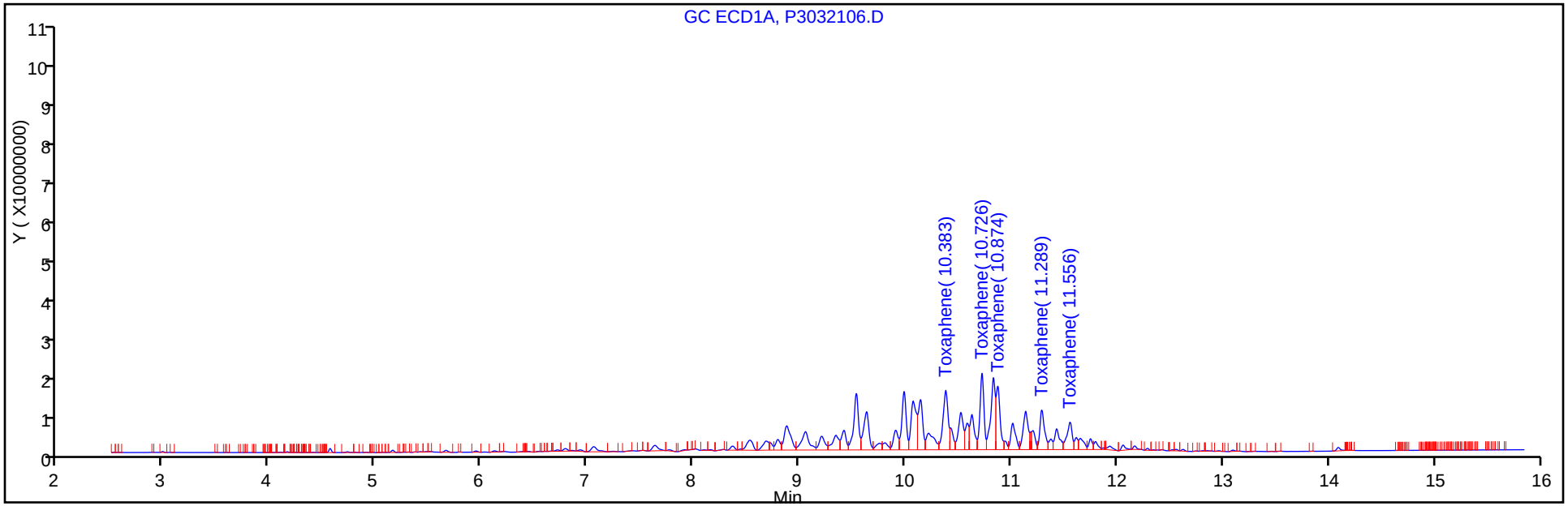

Y Scaling: Method Defined: Set to Absolute Y Value

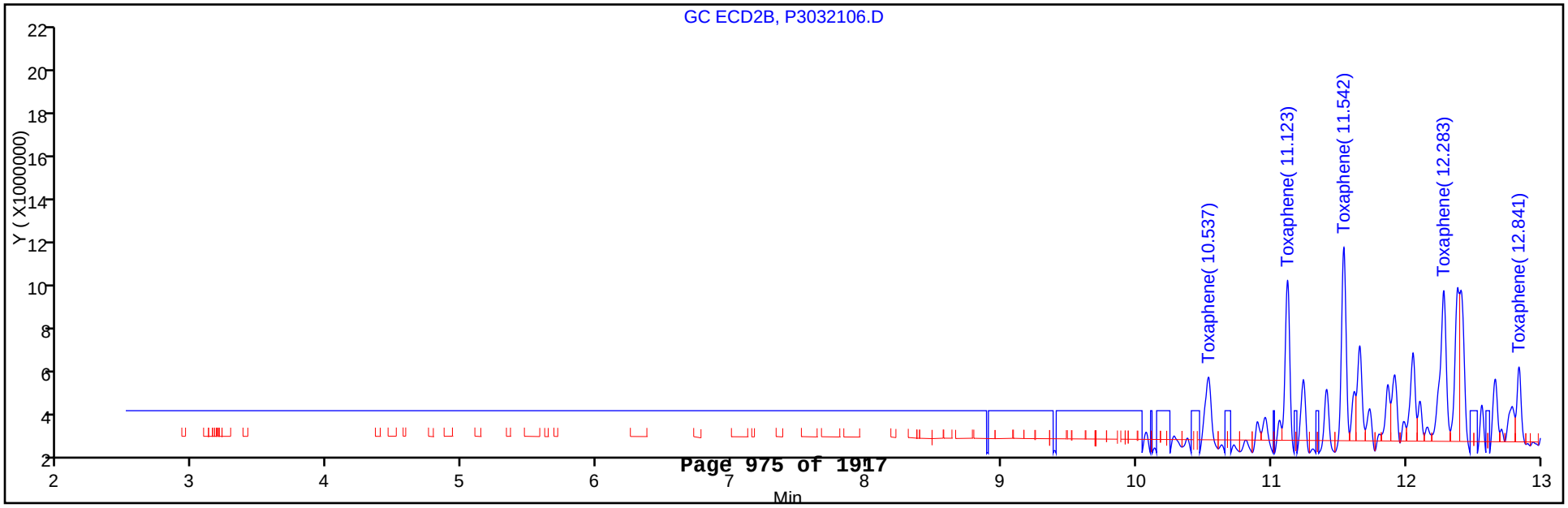

FORM VII
GC SEMI VOA CONTINUING CALIBRATION DATA

Lab Name: TestAmerica Canton Job No.: 240-21987-1

SDG No.:

Lab Sample ID: CCV 240-79056/6 Calibration Date: 03/21/2013 16:16

Instrument ID: A2HP3 Calib Start Date: 03/14/2013 16:40

GC Column: CLP-2 ID: 0.53(mm) Calib End Date: 03/14/2013 18:00

Lab File ID: P3032106.D Conc. Units: ng/uL

ANALYTE	CURVE TYPE	AVE CF	CF	MIN CF	CALC AMOUNT	SPIKE AMOUNT	%D	MAX %D
Toxaphene Peak 1	Ave	16883134	18768507		1.11	1.00	11.2	20.0
Toxaphene Peak 2	Ave	21534081	23825213		1.11	1.00	10.6	20.0
Toxaphene Peak 3	Ave	26029451	28215047		1.08	1.00	8.4	20.0
Toxaphene Peak 4	Ave	30315481	32311482		1.07	1.00	6.6	20.0
Toxaphene Peak 5	Ave	12222975	12539478		1.03	1.00	2.6	20.0

FORM VII
GC SEMI VOA CONTINUING CALIBRATION RETENTION TIME SUMMARY

Lab Name: TestAmerica Canton Job No.: 240-21987-1

SDG No.:

Lab Sample ID: CCV 240-79056/6 Calibration Date: 03/21/2013 16:16

Instrument ID: A2HP3 Calib Start Date: 03/14/2013 16:40

GC Column: CLP-2 ID: 0.53(mm) Calib End Date: 03/14/2013 18:00

Lab File ID: P3032106.D

Analyte	RT	RT WINDOW	
		FROM	TO
Toxaphene Peak 1	10.54	10.51	10.57
Toxaphene Peak 2	11.12	11.09	11.15
Toxaphene Peak 3	11.54	11.51	11.57
Toxaphene Peak 4	12.28	12.25	12.31
Toxaphene Peak 5	12.84	12.81	12.87

TestAmerica Canton
Target Compound Quantitation Report

Data File:	\\NCChrom\ChromData\A2HP3\20130321-18156.b\P3032106.D		
Lims ID:	CCV TOX3	Client ID:	
Inject. Date:	21-Mar-2013 16:16:31	Dil. Factor:	1.0000
Sample Type:	CCV		
Sample ID:	240-0018156-006		
Misc. Info.:			
Operator:	093905	Instrument ID:	A2HP3
Injection Vol:	1.0 ul	ALS Bottle#:	6
Lims Batch ID:	79056	Lims Sample ID:	6
Sublist:	chrom-PEST3*sub5		
Detector 1 :	GC ECD1A		
Detector 2 :	GC ecd2b		
Method:	\\NCChrom\ChromData\A2HP3\20130321-18156.b\PEST3.m		
Last Update:	22-Mar-2013 07:46:57	Calib Date:	18-Mar-2013 13:40:37
Quant Method:	External Standard	Quant By:	Initial Calibration
Last ICal File:	\\NCChrom\ChromData\A2HP3\20130318-18048.b\P3031810.D		
Limit Group:	GC 8081 D0D ICAL		
Integrator:	Falcon		
Column Type:		Column Dia:	
Process Host:	XAWRK006		

First Level Reviewer: vandorenc Date: 22-Mar-2013 06:57:16

Det	Sig	RT	EXP RT	DLT RT	Response	On-Col Amt ng/ul	Ratio Range	Ratio	Flags
30 Toxaphene									M
1	1	10.383	10.383	0.000	50134382	1.02		100.0	
1	2	10.726	10.726	0.000	51342823	1.03	81.1- 121.1	102.4	
1	3	10.874	10.874	0.000	42122748	1.03	65.0- 105.0	84.0	
1	4	11.289	11.289	0.000	30961034	0.99	43.1- 83.1	61.8	
1	5	11.556	11.556	0.000	24519012	0.9374	32.5- 72.5	48.9	
			Average of Peak Amounts =			1.00			
2	100	10.537	10.537	0.000	18768507	1.11		100.0	M
2	2	11.123	11.123	0.000	23825213	1.11	108.3- 148.3	126.9	M
2	3	11.542	11.542	0.000	28215047	1.08	134.7- 174.7	150.3	M
2	4	12.283	12.283	0.000	32311482	1.07	157.2- 197.2	172.2	M
2	5	12.841	12.841	0.000	12539478	1.03	51.7- 91.7	66.8	M
			Average of Peak Amounts =			1.08			
						RPD = 7.32			

QC Flag Legend

Review Flags
M - Manually Integrated

Report Date: 22-Mar-2013 07:46:59 Chrom Revision: 2.0 01-Feb-2013 10:03:10

TestAmerica Canton

Data File:	\\NCChrom\ChromData\A2HP3\20130321-18156.b\P3032106.D		
Injection Date:	21-Mar-2013 16:16:31	Limit Group:	GC 8081 D0D ICAL
Client ID:		Instrument ID:	A2HP3
Lims Batch ID:	79056	Lims Sample ID:	6
Operator ID:	093905	Injection Vol:	1.0 ul
Column Type:		Column Dia:	

Y Scaling: Method Defined: Set to Absolute Y Value

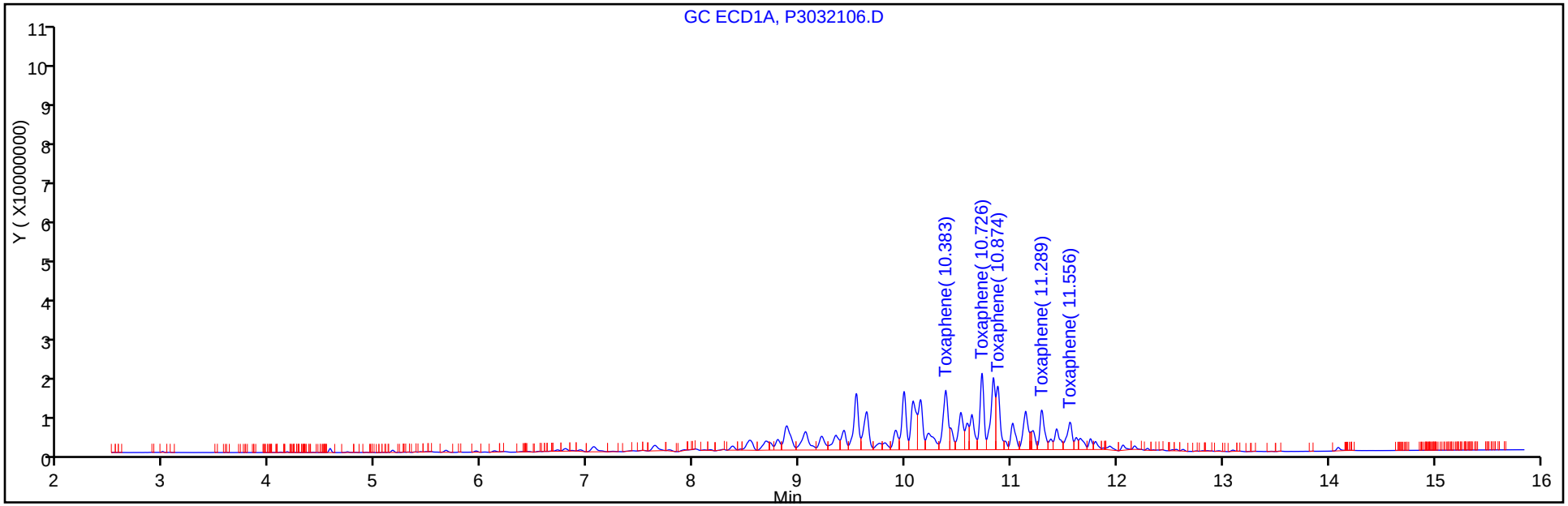

Y Scaling: Method Defined: Set to Absolute Y Value

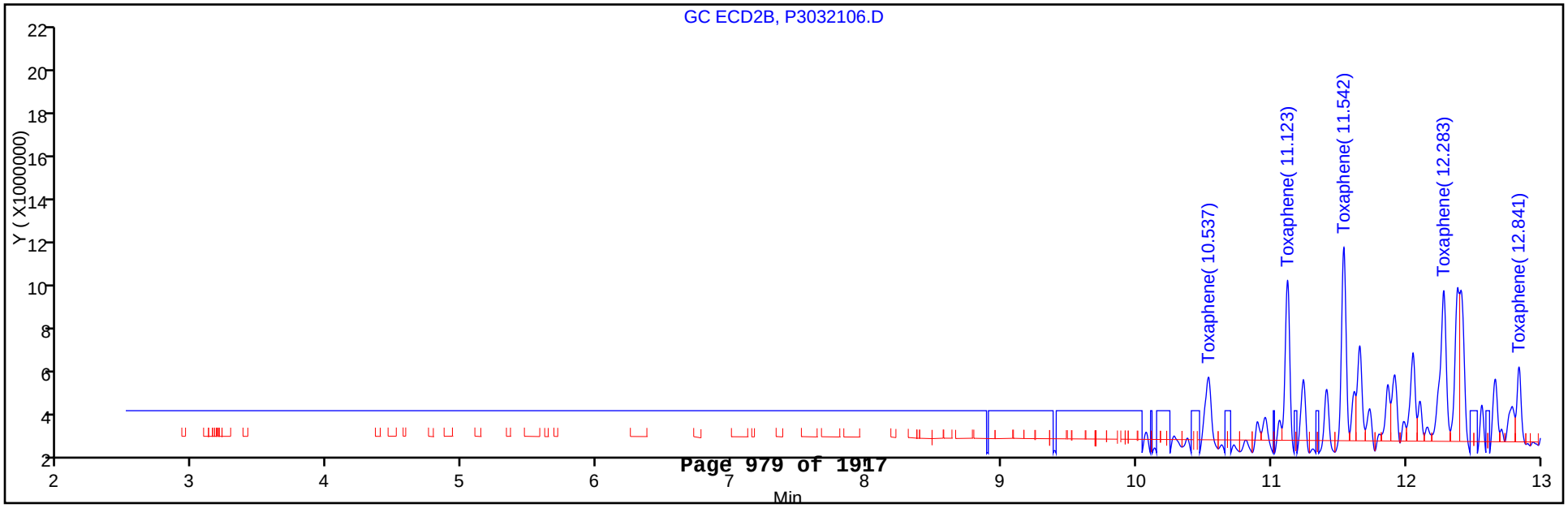

Report Date: 22-Mar-2013 07:46:59 Chrom Revision: 2.0 01-Feb-2013 10:03:10

TestAmerica Canton

Data File: \\NCChrom\ChromData\A2HP3\20130321-18156.b\P3032106.D

Injection Date:	21-Mar-2013 16:16:31	Limit Group:	GC 8081 D0D ICAL
Client ID:		Instrument ID:	A2HP3
Lims Batch ID:	79056	Lims Sample ID:	6
Operator ID:	093905	Injection Vol:	1.0 ul
Column Type:		Column Dia:	

30 Toxaphene, Detector: 2, GC ecd2b

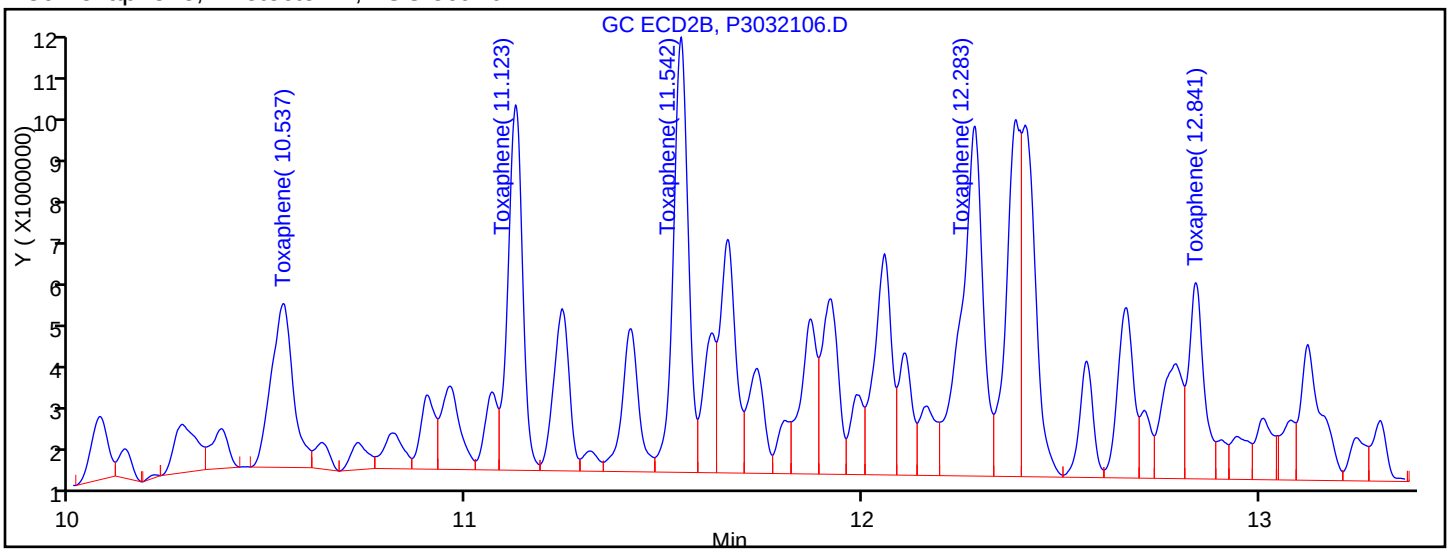

Processing Integration Results

RT = 10.537	Response = 14450312	M
RT = 11.123	Response = 21522846	M
RT = 11.542	Response = 26204341	M
RT = 12.283	Response = 30716918	M
RT = 12.841	Response = 12059927	M

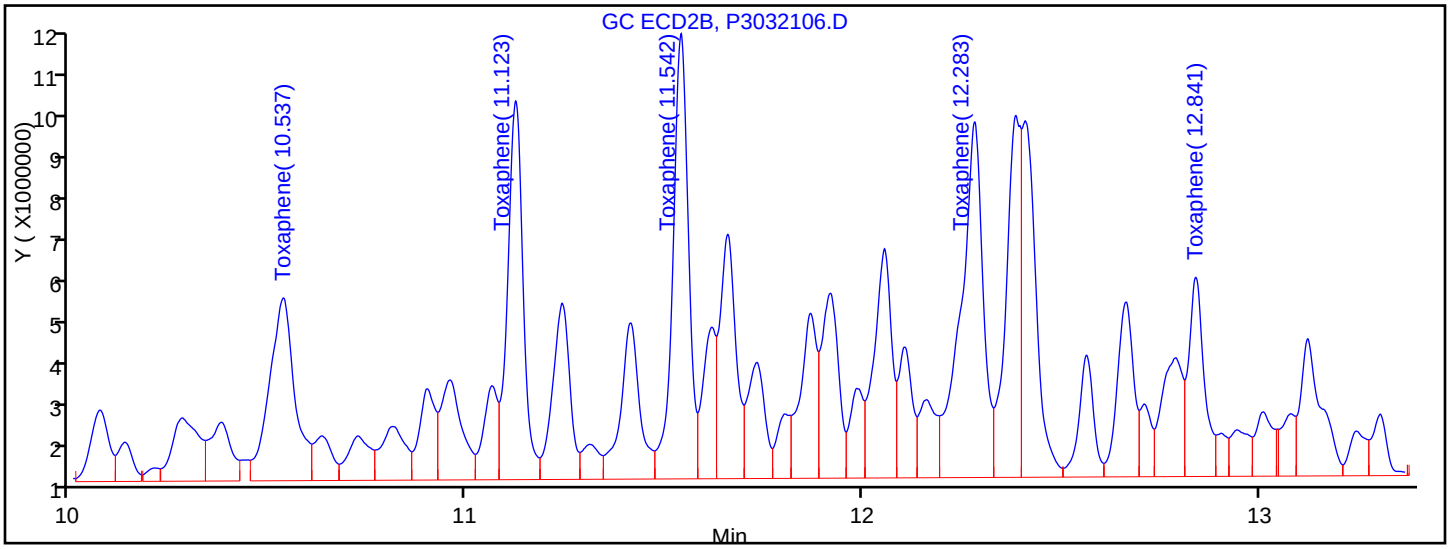

Manual Integration Results

RT = 10.537	Response = 18768507	M
RT = 11.123	Response = 23825213	M
RT = 11.542	Response = 28215047	M
RT = 12.283	Response = 32311482	M
RT = 12.841	Response = 12539478	M

Reviewer: vandorenc, 22-Mar-2013 06:57:16

Audit Action: Assigned New Baseline

Audit Reason: Baseline Event

FORM VII
GC SEMI VOA CONTINUING CALIBRATION DATA

Lab Name: TestAmerica Canton Job No.: 240-21987-1

SDG No.:

Lab Sample ID: CCV 240-79056/12 Calibration Date: 03/21/2013 18:16

Instrument ID: A2HP3 Calib Start Date: 03/14/2013 16:40

GC Column: CLP-1 ID: 0.53(mm) Calib End Date: 03/14/2013 18:00

Lab File ID: P3032112.D Conc. Units: ng/uL

ANALYTE	CURVE TYPE	AVE CF	CF	MIN CF	CALC AMOUNT	SPIKE AMOUNT	%D	MAX %D
Toxaphene Peak 1	Ave	48953063	48261023		0.986	1.00	-1.4	20.0
Toxaphene Peak 2	Ave	49795684	49529958		0.995	1.00	-0.5	20.0
Toxaphene Peak 3	Ave	41014572	40996451		1.00	1.00	-0.0	20.0
Toxaphene Peak 4	Ave	31176774	29741074		0.954	1.00	-4.6	20.0
Toxaphene Peak 5	Ave	26157631	23707276		0.906	1.00	-9.4	20.0

FORM VII
GC SEMI VOA CONTINUING CALIBRATION RETENTION TIME SUMMARY

Lab Name: TestAmerica Canton Job No.: 240-21987-1

SDG No.:

Lab Sample ID: CCV 240-79056/12 Calibration Date: 03/21/2013 18:16

Instrument ID: A2HP3 Calib Start Date: 03/14/2013 16:40

GC Column: CLP-1 ID: 0.53(mm) Calib End Date: 03/14/2013 18:00

Lab File ID: P3032112.D

Analyte	RT	RT WINDOW	
		FROM	TO
Toxaphene Peak 1	10.39	10.36	10.42
Toxaphene Peak 2	10.73	10.70	10.76
Toxaphene Peak 3	10.88	10.85	10.91
Toxaphene Peak 4	11.29	11.26	11.32
Toxaphene Peak 5	11.56	11.53	11.59

TestAmerica Canton
Target Compound Quantitation Report

Data File:	\\NCChrom\ChromData\A2HP3\20130321-18156.b\P3032112.D		
Lims ID:	CCV TOX3	Client ID:	
Inject. Date:	21-Mar-2013 18:16:59	Dil. Factor:	1.0000
Sample Type:	CCV		
Sample ID:	240-0018156-012		
Misc. Info.:			
Operator:	093905	Instrument ID:	A2HP3
Injection Vol:	1.0 ul	ALS Bottle#:	12
Lims Batch ID:	79056	Lims Sample ID:	12
Sublist:	chrom-PEST3*sub5		
Detector 1 :	GC ECD1A		
Detector 2 :	GC ecd2b		
Method:	\\NCChrom\ChromData\A2HP3\20130321-18156.b\PEST3.m		
Last Update:	22-Mar-2013 07:47:06	Calib Date:	18-Mar-2013 13:40:37
Quant Method:	External Standard	Quant By:	Initial Calibration
Last ICal File:	\\NCChrom\ChromData\A2HP3\20130318-18048.b\P3031810.D		
Limit Group:	GC 8081 D0D ICAL		
Integrator:	Falcon		
Column Type:		Column Dia:	
Process Host:	XAWRK006		

First Level Reviewer: vandorenc Date: 22-Mar-2013 07:08:55

Det	Sig	RT	EXP RT	DLT RT	Response	On-Col Amt ng/ul	Ratio Range	Ratio	Flags
30 Toxaphene									M
1	1	10.385	10.385	0.000	48261023	0.9859		100.0	
1	2	10.726	10.726	0.000	49529958	0.99	81.1- 121.1	102.6	
1	3	10.875	10.875	0.000	40996451	1.00	65.0- 105.0	84.9	
1	4	11.292	11.292	0.000	29741074	0.9539	43.1- 83.1	61.6	
1	5	11.560	11.560	0.000	23707276	0.9063	32.5- 72.5	49.1	
			Average of Peak Amounts =			0.9681			
2	100	10.536	10.536	0.000	19935817	1.18		100.0	M
2	2	11.124	11.124	0.000	24653620	1.14	108.3- 148.3	123.7	M
2	3	11.542	11.542	0.000	29426156	1.13	134.7- 174.7	147.6	M
2	4	12.283	12.283	0.000	33966749	1.12	157.2- 197.2	170.4	M
2	5	12.842	12.842	0.000	13647095	1.12	51.7- 91.7	68.5	M
			Average of Peak Amounts =			1.14			
						RPD = 16.19			

QC Flag Legend

Review Flags
M - Manually Integrated

Report Date: 22-Mar-2013 07:47:07 Chrom Revision: 2.0 01-Feb-2013 10:03:10

TestAmerica Canton

Data File:	\\NCChrom\ChromData\A2HP3\20130321-18156.b\P3032112.D		
Injection Date:	21-Mar-2013 18:16:59	Limit Group:	GC 8081 D0D ICAL
Client ID:		Instrument ID:	A2HP3
Lims Batch ID:	79056	Lims Sample ID:	12
Operator ID:	093905	Injection Vol:	1.0 ul
Column Type:		Column Dia:	

Y Scaling: Method Defined: Set to Absolute Y Value

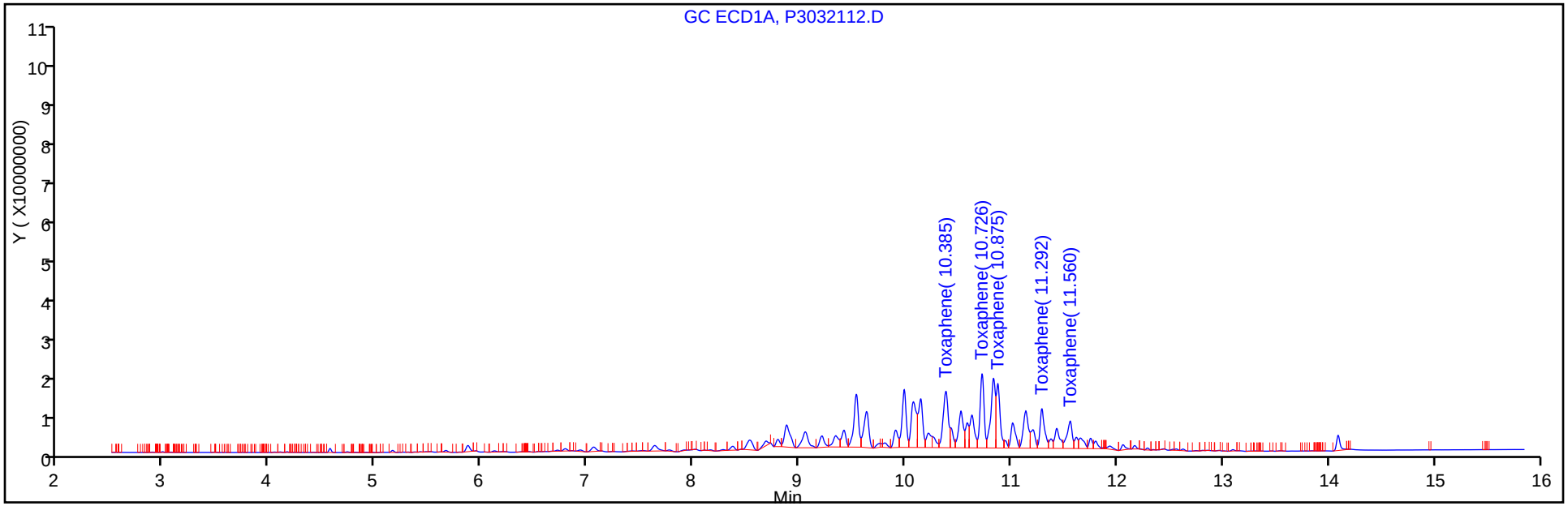

Y Scaling: Method Defined: Set to Absolute Y Value

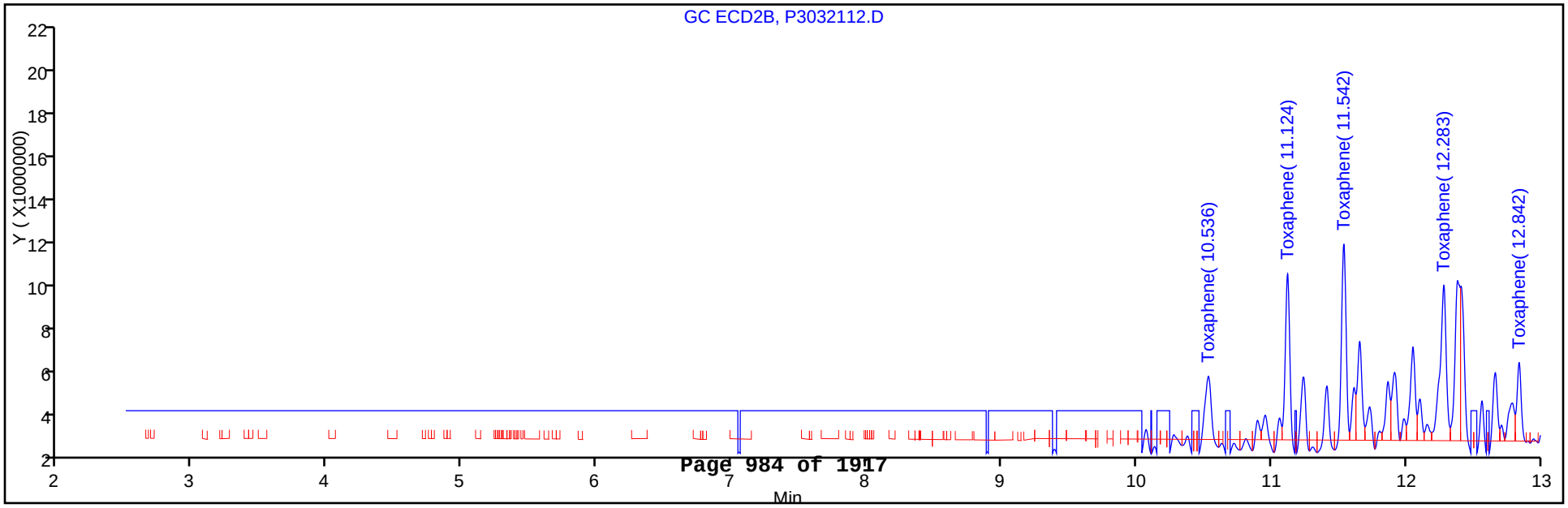

FORM VII
GC SEMI VOA CONTINUING CALIBRATION DATA

Lab Name: TestAmerica Canton Job No.: 240-21987-1

SDG No.:

Lab Sample ID: CCV 240-79056/12 Calibration Date: 03/21/2013 18:16

Instrument ID: A2HP3 Calib Start Date: 03/14/2013 16:40

GC Column: CLP-2 ID: 0.53(mm) Calib End Date: 03/14/2013 18:00

Lab File ID: P3032112.D Conc. Units: ng/uL

ANALYTE	CURVE TYPE	AVE CF	CF	MIN CF	CALC AMOUNT	SPIKE AMOUNT	%D	MAX %D
Toxaphene Peak 1	Ave	16883134	19935817		1.18	1.00	18.1	20.0
Toxaphene Peak 2	Ave	21534081	24653620		1.14	1.00	14.5	20.0
Toxaphene Peak 3	Ave	26029451	29426156		1.13	1.00	13.0	20.0
Toxaphene Peak 4	Ave	30315481	33966749		1.12	1.00	12.0	20.0
Toxaphene Peak 5	Ave	12222975	13647095		1.12	1.00	11.7	20.0

FORM VII
GC SEMI VOA CONTINUING CALIBRATION RETENTION TIME SUMMARY

Lab Name: TestAmerica Canton Job No.: 240-21987-1

SDG No.:

Lab Sample ID: CCV 240-79056/12 Calibration Date: 03/21/2013 18:16

Instrument ID: A2HP3 Calib Start Date: 03/14/2013 16:40

GC Column: CLP-2 ID: 0.53(mm) Calib End Date: 03/14/2013 18:00

Lab File ID: P3032112.D

Analyte	RT	RT WINDOW	
		FROM	TO
Toxaphene Peak 1	10.54	10.51	10.57
Toxaphene Peak 2	11.12	11.09	11.15
Toxaphene Peak 3	11.54	11.51	11.57
Toxaphene Peak 4	12.28	12.25	12.31
Toxaphene Peak 5	12.84	12.81	12.87

TestAmerica Canton
Target Compound Quantitation Report

Data File:	\\NCChrom\ChromData\A2HP3\20130321-18156.b\P3032112.D		
Lims ID:	CCV TOX3	Client ID:	
Inject. Date:	21-Mar-2013 18:16:59	Dil. Factor:	1.0000
Sample Type:	CCV		
Sample ID:	240-0018156-012		
Misc. Info.:			
Operator:	093905	Instrument ID:	A2HP3
Injection Vol:	1.0 ul	ALS Bottle#:	12
Lims Batch ID:	79056	Lims Sample ID:	12
Sublist:	chrom-PEST3*sub5		
Detector 1 :	GC ECD1A		
Detector 2 :	GC ecd2b		
Method:	\\NCChrom\ChromData\A2HP3\20130321-18156.b\PEST3.m		
Last Update:	22-Mar-2013 07:47:06	Calib Date:	18-Mar-2013 13:40:37
Quant Method:	External Standard	Quant By:	Initial Calibration
Last ICal File:	\\NCChrom\ChromData\A2HP3\20130318-18048.b\P3031810.D		
Limit Group:	GC 8081 D0D ICAL		
Integrator:	Falcon		
Column Type:		Column Dia:	
Process Host:	XAWRK006		

First Level Reviewer: vandorenc Date: 22-Mar-2013 07:08:55

Det	Sig	RT	EXP RT	DLT RT	Response	On-Col Amt ng/ul	Ratio Range	Ratio	Flags
30 Toxaphene									M
1	1	10.385	10.385	0.000	48261023	0.9859		100.0	
1	2	10.726	10.726	0.000	49529958	0.99	81.1- 121.1	102.6	
1	3	10.875	10.875	0.000	40996451	1.00	65.0- 105.0	84.9	
1	4	11.292	11.292	0.000	29741074	0.9539	43.1- 83.1	61.6	
1	5	11.560	11.560	0.000	23707276	0.9063	32.5- 72.5	49.1	
			Average of Peak Amounts =			0.9681			
2	100	10.536	10.536	0.000	19935817	1.18		100.0	M
2	2	11.124	11.124	0.000	24653620	1.14	108.3- 148.3	123.7	M
2	3	11.542	11.542	0.000	29426156	1.13	134.7- 174.7	147.6	M
2	4	12.283	12.283	0.000	33966749	1.12	157.2- 197.2	170.4	M
2	5	12.842	12.842	0.000	13647095	1.12	51.7- 91.7	68.5	M
			Average of Peak Amounts =			1.14			
						RPD = 16.19			

QC Flag Legend

Review Flags
M - Manually Integrated

Report Date: 22-Mar-2013 07:47:08 Chrom Revision: 2.0 01-Feb-2013 10:03:10

TestAmerica Canton

Data File:	\\NCChrom\ChromData\A2HP3\20130321-18156.b\P3032112.D		
Injection Date:	21-Mar-2013 18:16:59	Limit Group:	GC 8081 D0D ICAL
Client ID:		Instrument ID:	A2HP3
Lims Batch ID:	79056	Lims Sample ID:	12
Operator ID:	093905	Injection Vol:	1.0 ul
Column Type:		Column Dia:	

Y Scaling: Method Defined: Set to Absolute Y Value

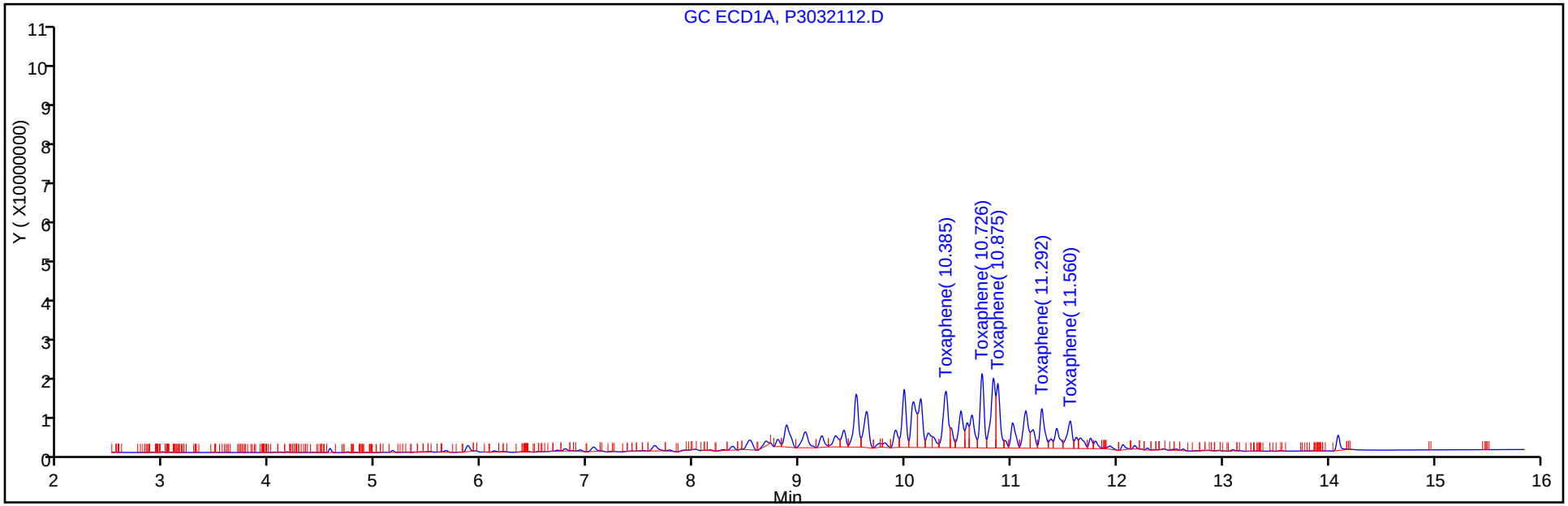

Y Scaling: Method Defined: Set to Absolute Y Value

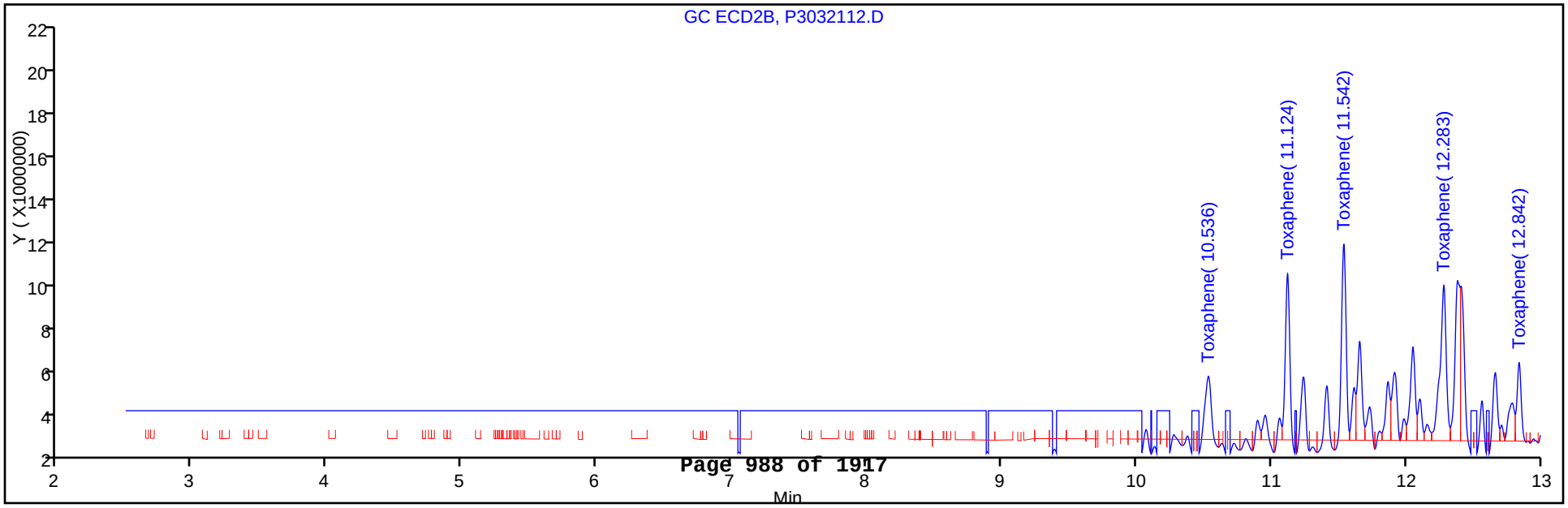

Report Date: 22-Mar-2013 07:47:08 Chrom Revision: 2.0 01-Feb-2013 10:03:10

TestAmerica Canton

Data File: \\NCChrom\ChromData\A2HP3\20130321-18156.b\P3032112.D

Injection Date:	21-Mar-2013 18:16:59	Limit Group:	GC 8081 D0D ICAL
Client ID:		Instrument ID:	A2HP3
Lims Batch ID:	79056	Lims Sample ID:	12
Operator ID:	093905	Injection Vol:	1.0 ul
Column Type:		Column Dia:	

30 Toxaphene, Detector: 2, GC ecd2b

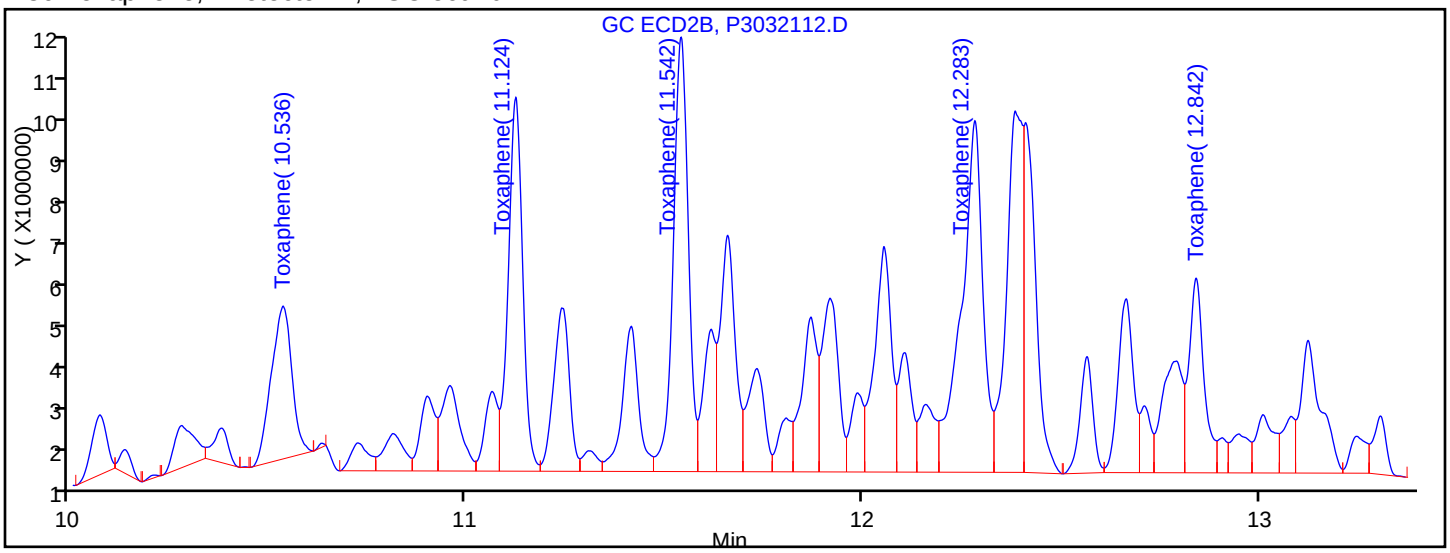

Processing Integration Results

RT = 10.536	Response = 12806675	M
RT = 11.124	Response = 21850342	M
RT = 11.542	Response = 26541260	M
RT = 12.283	Response = 30707602	M
RT = 12.842	Response = 11893567	M

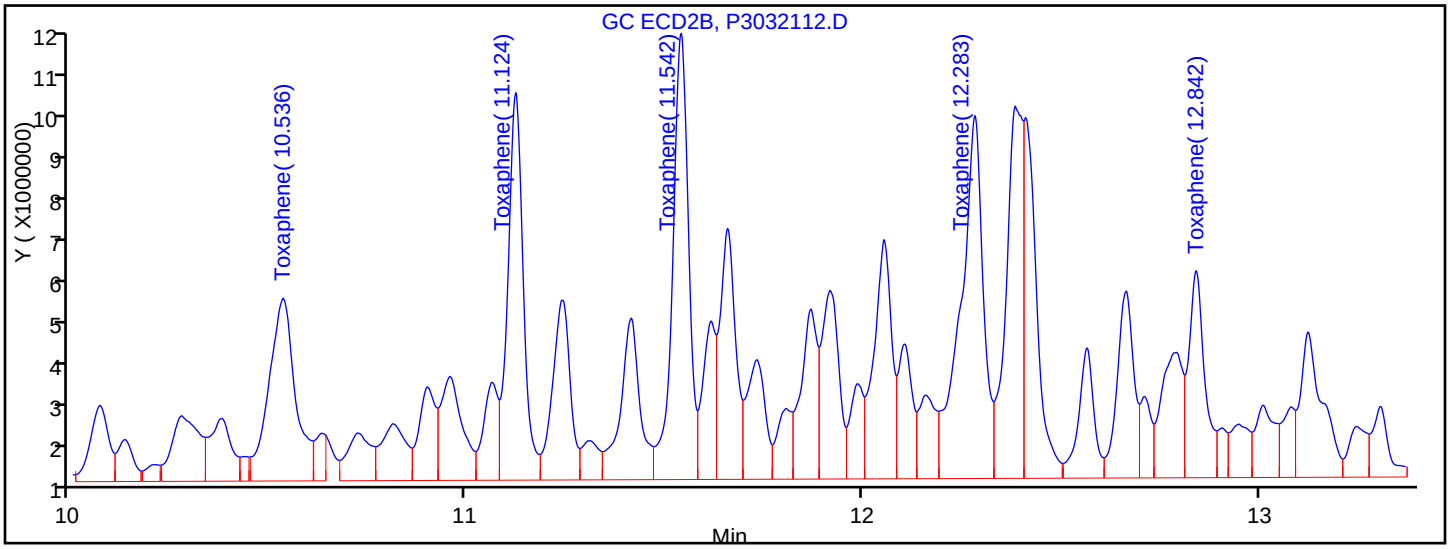

Manual Integration Results

RT = 10.536	Response = 19935817	M
RT = 11.124	Response = 24653620	M
RT = 11.542	Response = 29426156	M
RT = 12.283	Response = 33966749	M
RT = 12.842	Response = 13647095	M

Reviewer: vandorenc, 22-Mar-2013 07:08:55

Audit Action: Assigned New Baseline

Audit Reason: Baseline Event

FORM VII
GC SEMI VOA CONTINUING CALIBRATION DATA

Lab Name: TestAmerica Canton Job No.: 240-21987-1

SDG No.:

Lab Sample ID: CCV 240-79056/14 Calibration Date: 03/21/2013 18:57

Instrument ID: A2HP3 Calib Start Date: 03/14/2013 14:20

GC Column: CLP-1 ID: 0.53(mm) Calib End Date: 03/14/2013 16:00

Lab File ID: P3032114.D Conc. Units: ng/uL

ANALYTE	CURVE TYPE	AVE CF	CF	MIN CF	CALC AMOUNT	SPIKE AMOUNT	%D	MAX %D
alpha-BHC	Ave	1623707372	1537876040		0.0237	0.0250	-5.3	20.0
gamma-BHC (Lindane)	Ave	1455203462	1391250960		0.0239	0.0250	-4.4	20.0
beta-BHC	Ave	618486639	607547400		0.0246	0.0250	-1.8	20.0
delta-BHC	Ave	1480196914	1480765800		0.0250	0.0250	0.0	20.0
Heptachlor	Ave	1288059053	1322736160		0.0257	0.0250	2.7	20.0
Aldrin	Ave	1359987606	1349404400		0.0248	0.0250	-0.8	20.0
Heptachlor epoxide	Ave	1229987574	1235104440		0.0251	0.0250	0.4	20.0
gamma-Chlordane	Ave	1263492565	1257014720		0.0249	0.0250	-0.5	20.0
alpha-Chlordane	Ave	1289702829	1303369840		0.0253	0.0250	1.1	20.0
Endosulfan I	Ave	1152636801	1161962080		0.0252	0.0250	0.8	20.0
4,4'-DDE	Ave	1266505227	1263194280		0.0249	0.0250	-0.3	20.0
Dieldrin	Ave	1268423751	1291848800		0.0255	0.0250	1.8	20.0
Endrin	Ave	1189138903	1263412360		0.0266	0.0250	6.2	20.0
4,4'-DDD	Ave	970323691	1029907160		0.0265	0.0250	6.1	20.0
Endosulfan II	Ave	1094573989	1145747280		0.0262	0.0250	4.7	20.0
4,4'-DDT	Ave	922210777	1040465320		0.0282	0.0250	12.8	20.0
Endrin aldehyde	Ave	880698493	927844840		0.0263	0.0250	5.4	20.0
Methoxychlor	Ave	461419504	554435560		0.0300	0.0250	20.2*	20.0
Endosulfan sulfate	Ave	981061458	1063472480		0.0271	0.0250	8.4	20.0
Endrin ketone	Ave	1144648217	1269354240		0.0277	0.0250	10.9	20.0
Tetrachloro-m-xylene	Ave	1100163513	1059441920		0.0241	0.0250	-3.7	20.0
DCB Decachlorobiphenyl	Ave	960238458	1031108480		0.0268	0.0250	7.4	20.0

FORM VII
GC SEMI VOA CONTINUING CALIBRATION RETENTION TIME SUMMARY

Lab Name: TestAmerica Canton Job No.: 240-21987-1

SDG No.:

Lab Sample ID: CCV 240-79056/14 Calibration Date: 03/21/2013 18:57

Instrument ID: A2HP3 Calib Start Date: 03/14/2013 14:20

GC Column: CLP-1 ID: 0.53(mm) Calib End Date: 03/14/2013 16:00

Lab File ID: P3032114.D

Analyte	RT	RT WINDOW	
		FROM	TO
alpha-BHC	4.25	4.22	4.28
gamma-BHC (Lindane)	4.64	4.61	4.67
beta-BHC	4.78	4.75	4.81
delta-BHC	5.00	4.97	5.03
Heptachlor	5.29	5.26	5.32
Aldrin	5.76	5.73	5.79
Heptachlor epoxide	7.03	7.00	7.06
gamma-Chlordane	7.35	7.32	7.38
alpha-Chlordane	7.69	7.66	7.72
Endosulfan I	7.96	7.93	7.99
4,4'-DDE	8.05	8.02	8.08
Dieldrin	8.51	8.48	8.54
Endrin	8.96	8.93	8.99
4,4'-DDD	9.32	9.29	9.35
Endosulfan II	9.41	9.38	9.44
4,4'-DDT	9.83	9.80	9.86
Endrin aldehyde	10.20	10.17	10.23
Methoxychlor	10.78	10.75	10.81
Endosulfan sulfate	10.92	10.89	10.95
Endrin ketone	11.32	11.29	11.35
Tetrachloro-m-xylene	3.56	3.53	3.59
DCB Decachlorobiphenyl	12.93	12.90	12.96

TestAmerica Canton
Target Compound Quantitation Report

Data File: \\NCChrom\ChromData\A2HP3\20130321-18156.b\P3032114.D
Lims ID: CCV AB3 Client ID:
Inject. Date: 21-Mar-2013 18:57:10 Dil. Factor: 1.0000
Sample Type: CCV
Sample ID: 240-0018156-014
Misc. Info.:
Operator: 093905 Instrument ID: A2HP3
Injection Vol: 1.0 ul ALS Bottle#: 14
Lims Batch ID: 79056 Lims Sample ID: 14
Sublist: chrom-PEST3*sub7
Detector 1 : GC ECD1A
Detector 2 : GC ecd2b

Method: \\NCChrom\ChromData\A2HP3\20130321-18156.b\PEST3.m
Last Update: 22-Mar-2013 16:51:16 Calib Date: 18-Mar-2013 13:40:37
Quant Method: External Standard Quant By: Initial Calibration
Last ICal File: \\NCChrom\ChromData\A2HP3\20130318-18048.b\P3031810.D
Limit Group: GC 8081 D0D ICAL
Integrator: Falcon
Column Type: Column Dia:
Process Host: XAWRK023

First Level Reviewer: shockr Date: 22-Mar-2013 16:51:15

Det	Sig	RT	EXP RT	DLT RT	Response	On-Col Amt ng/ul	Ratio Range	Ratio	Flags
$ 29 Tetrachloro-m-xylene									
1	100	3.562	3.562	0.000	26486048	0.0241			
2	100	4.181	4.181	0.000	13767777	0.0228			
						RPD = 5.46			
5 alpha-BHC									
1	100	4.253	4.253	0.000	38446901	0.0237			
2	100	5.071	5.071	0.000	18732605	0.0243			
						RPD = 2.72			
20 gamma-BHC (Lindane)									
1	100	4.640	4.640	0.000	34781274	0.0239			
2	100	5.691	5.691	0.000	16726915	0.0247			
						RPD = 3.31			
7 beta-BHC									
1	100	4.775	4.775	0.000	15188685	0.0246			
2	100	5.887	5.887	0.000	7637401	0.0258			
						RPD = 5.04			
11 delta-BHC									
1	100	4.996	4.996	0.000	37019145	0.0250			
2	100	6.512	6.512	0.000	17874275	0.0257			
						RPD = 2.70			
22 Heptachlor									
1	100	5.289	5.289	0.000	33068404	0.0257			
2	100	6.582	6.582	0.000	14448085	0.0248			
						RPD = 3.53			
4 Aldrin									
1	100	5.756	5.756	0.000	33735110	0.0248			
2	100	7.382	7.382	0.000	16518117	0.0248			
						RPD = -0.03			

Det	Sig	RT	EXP RT	DLT RT	Response	On-Col Amt ng/ul	Ratio Range	Ratio	Flags
23 Heptachlor epoxide									
1	100	7.029	7.029	0.000	30877611	0.0251			
2	100	8.822	8.822	0.000	14903639	0.0256			
						RPD = 2.10			
21 gamma-Chlordane									
1	100	7.347	7.347	0.000	31425368	0.0249			
2	100	9.215	9.215	0.000	15053875	0.0257			
						RPD = 3.13			
6 alpha-Chlordane									
1	100	7.688	7.688	0.000	32584246	0.0253			
2	100	9.514	9.514	0.000	15578197	0.0255			
						RPD = 1.02			
14 Endosulfan I									
1	100	7.958	7.958	0.000	29049052	0.0252			
2	100	9.582	9.582	0.000	13847900	0.0261			
						RPD = 3.36			
2 4,4'-DDE									
1	100	8.052	8.052	0.000	31579857	0.0249			
2	100	9.945	9.945	0.000	15396985	0.0252			
						RPD = 1.25			
13 Dieldrin									
1	100	8.508	8.508	0.000	32296220	0.0255			
2	100	10.097	10.097	0.000	15403588	0.0259			
						RPD = 1.77			
17 Endrin									
1	100	8.960	8.960	0.000	31585309	0.0266			
2	100	10.613	10.613	0.000	14535915	0.0271			
						RPD = 2.12			
1 4,4'-DDD									
1	100	9.315	9.315	0.000	25747679	0.0265			
2	100	10.937	10.937	0.000	11836593	0.0277			
						RPD = 4.24			
15 Endosulfan II									
1	100	9.405	9.405	0.000	28643682	0.0262			
2	100	10.980	10.980	0.000	13405169	0.0276			
						RPD = 5.37			
3 4,4'-DDT									
1	100	9.832	9.832	0.000	26011633	0.0282			
2	100	11.417	11.417	0.000	10843894	0.0274			
						RPD = 2.84			
18 Endrin aldehyde									
1	100	10.197	10.197	0.000	23196121	0.0263			
2	100	11.539	11.539	0.000	10931570	0.0277			
						RPD = 4.93			
27 Methoxychlor									
1	100	10.777	10.777	0.000	13860889	0.0300			
2	100	12.492	12.492	0.000	5830148	0.0292			
						RPD = 2.76			

Det	Sig	RT	EXP RT	DLT RT	Response	On-Col Amt ng/ul	Ratio Range	Ratio	Flags
16 Endosulfan sulfate									
1	100	10.920	10.920	0.000	26586812	0.0271			
2	100	11.956	11.956	0.000	12365203	0.0280			
						RPD = 3.13			
19 Endrin ketone									
1	100	11.319	11.319	0.000	31733856	0.0277			
2	100	12.707	12.707	0.000	14364414	0.0286			
						RPD = 3.25			
$ 10 DCB Decachlorobiphenyl									
1	100	12.928	12.928	0.000	25777712	0.0268			
2	100	14.422	14.422	0.000	12422585	0.0258			
						RPD = 3.80			

Report Date: 22-Mar-2013 16:51:16 Chrom Revision: 2.0 01-Feb-2013 10:03:10

TestAmerica Canton

Data File:	\\NCChrom\ChromData\A2HP3\20130321-18156.b\P3032114.D		
Injection Date:	21-Mar-2013 18:57:10	Limit Group:	GC 8081 D0D ICAL
Client ID:		Instrument ID:	A2HP3
Lims Batch ID:	79056	Lims Sample ID:	14
Operator ID:	093905	Injection Vol:	1.0 ul
Column Type:		Column Dia:	

Y Scaling: Method Defined: Set to Absolute Y Value

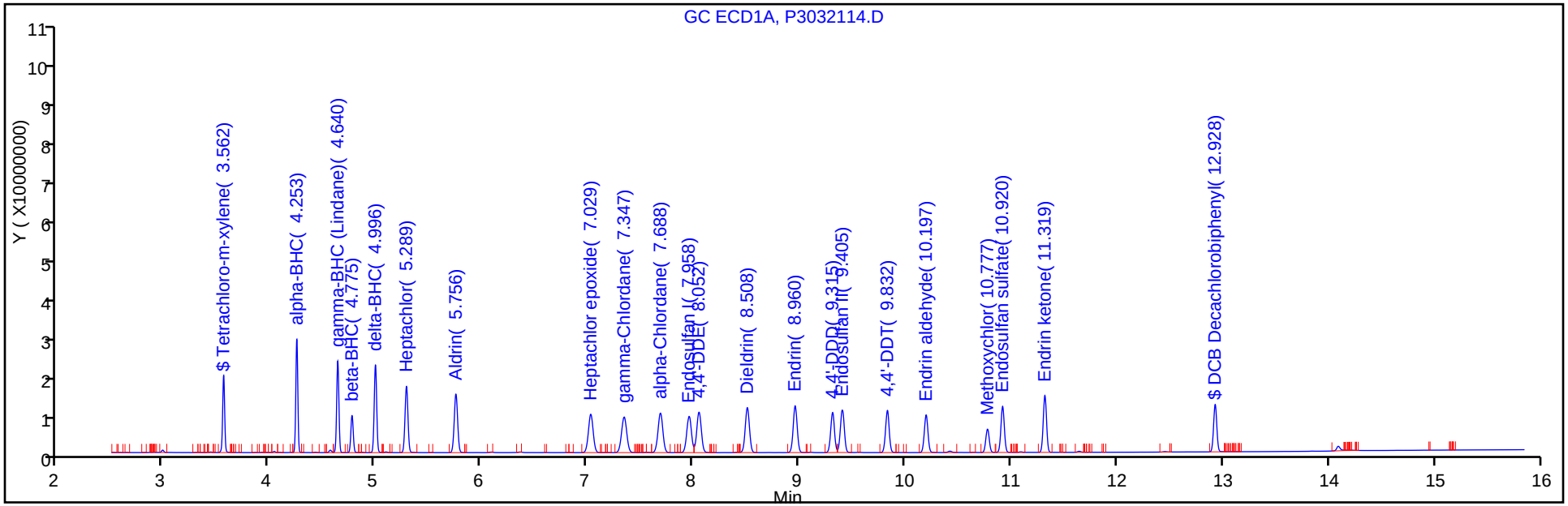

Y Scaling: Method Defined: Set to Absolute Y Value

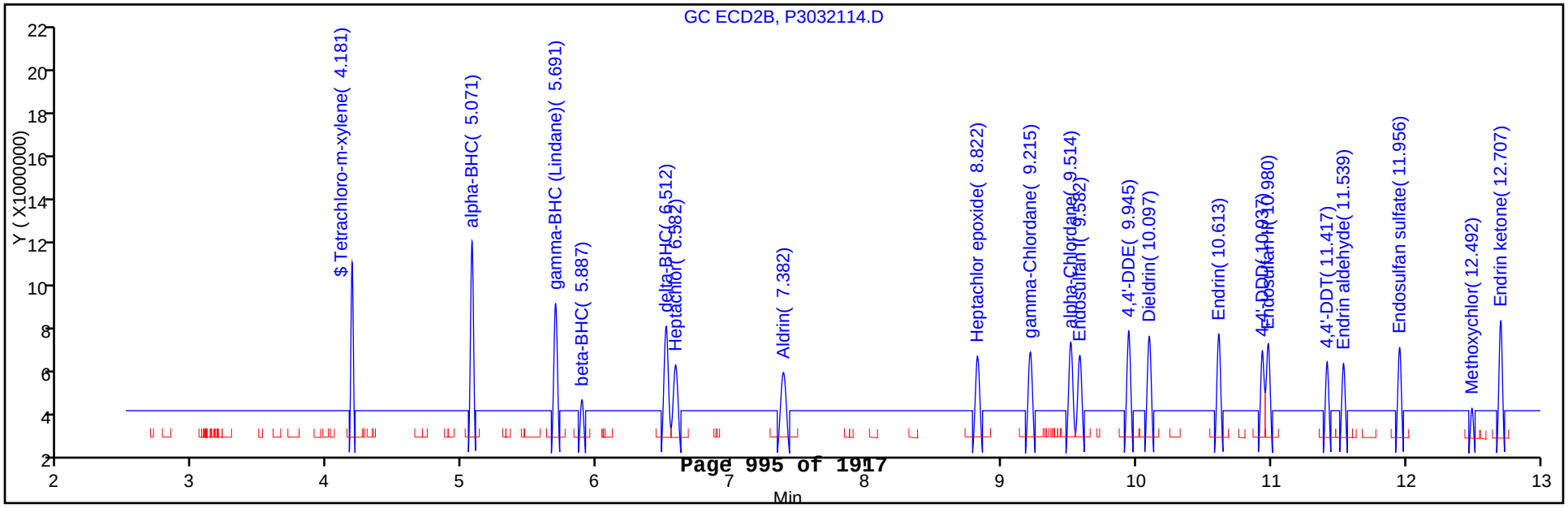

FORM VII
GC SEMI VOA CONTINUING CALIBRATION DATA

Lab Name: TestAmerica Canton Job No.: 240-21987-1

SDG No.:

Lab Sample ID: CCV 240-79056/14 Calibration Date: 03/21/2013 18:57

Instrument ID: A2HP3 Calib Start Date: 03/14/2013 14:20

GC Column: CLP-2 ID: 0.53(mm) Calib End Date: 03/14/2013 16:00

Lab File ID: P3032114.D Conc. Units: ng/uL

ANALYTE	CURVE TYPE	AVE CF	CF	MIN CF	CALC AMOUNT	SPIKE AMOUNT	%D	MAX %D
alpha-BHC	Ave	769922401	749304200		0.0243	0.0250	-2.7	20.0
gamma-BHC (Lindane)	Ave	677058072	669076600		0.0247	0.0250	-1.2	20.0
beta-BHC	Ave	295707343	305496040		0.0258	0.0250	3.3	20.0
delta-BHC	Ave	695621800	714971000		0.0257	0.0250	2.8	20.0
Heptachlor	Ave	582970513	577923400		0.0248	0.0250	-0.9	20.0
Aldrin	Ave	666083583	660724680		0.0248	0.0250	-0.8	20.0
Heptachlor epoxide	Ave	581320598	596145560		0.0256	0.0250	2.6	20.0
gamma-Chlordane	Ave	586604093	602155000		0.0257	0.0250	2.7	20.0
alpha-Chlordane	Ave	610326008	623127880		0.0255	0.0250	2.1	20.0
Endosulfan I	Ave	531325762	553916000		0.0261	0.0250	4.3	20.0
4,4'-DDE	Ave	609850598	615879400		0.0252	0.0250	1.0	20.0
Dieldrin	Ave	594383876	616143520		0.0259	0.0250	3.7	20.0
Endrin	Ave	535793583	581436600		0.0271	0.0250	8.5	20.0
4,4'-DDD	Ave	427546511	473463720		0.0277	0.0250	10.7	20.0
Endosulfan II	Ave	485472127	536206760		0.0276	0.0250	10.5	20.0
4,4'-DDT	Ave	395546624	433755760		0.0274	0.0250	9.7	20.0
Endrin aldehyde	Ave	395073591	437262800		0.0277	0.0250	10.7	20.0
Endosulfan sulfate	Ave	442236050	494608120		0.0280	0.0250	11.8	20.0
Methoxychlor	Ave	199518519	233205920		0.0292	0.0250	16.9	20.0
Endrin ketone	Ave	501538938	574576560		0.0286	0.0250	14.6	20.0
Tetrachloro-m-xylene	Ave	603960426	550711080		0.0228	0.0250	-8.8	20.0
DCB Decachlorobiphenyl	Ave	480698861	496903400		0.0258	0.0250	3.4	20.0

FORM VII
GC SEMI VOA CONTINUING CALIBRATION RETENTION TIME SUMMARY

Lab Name: TestAmerica Canton Job No.: 240-21987-1

SDG No.:

Lab Sample ID: CCV 240-79056/14 Calibration Date: 03/21/2013 18:57

Instrument ID: A2HP3 Calib Start Date: 03/14/2013 14:20

GC Column: CLP-2 ID: 0.53(mm) Calib End Date: 03/14/2013 16:00

Lab File ID: P3032114.D

Analyte	RT	RT WINDOW	
		FROM	TO
alpha-BHC	5.07	5.04	5.10
gamma-BHC (Lindane)	5.69	5.66	5.72
beta-BHC	5.89	5.86	5.92
delta-BHC	6.51	6.48	6.54
Heptachlor	6.58	6.55	6.61
Aldrin	7.38	7.35	7.41
Heptachlor epoxide	8.82	8.79	8.85
gamma-Chlordane	9.22	9.19	9.25
alpha-Chlordane	9.51	9.48	9.54
Endosulfan I	9.58	9.55	9.61
4,4'-DDE	9.95	9.92	9.98
Dieldrin	10.10	10.07	10.13
Endrin	10.61	10.58	10.64
4,4'-DDD	10.94	10.91	10.97
Endosulfan II	10.98	10.95	11.01
4,4'-DDT	11.42	11.39	11.45
Endrin aldehyde	11.54	11.51	11.57
Endosulfan sulfate	11.96	11.93	11.99
Methoxychlor	12.49	12.46	12.52
Endrin ketone	12.71	12.68	12.74
Tetrachloro-m-xylene	4.18	4.15	4.21
DCB Decachlorobiphenyl	14.42	14.39	14.45

TestAmerica Canton
Target Compound Quantitation Report

Data File: \\NCChrom\ChromData\A2HP3\20130321-18156.b\P3032114.D
Lims ID: CCV AB3 Client ID:
Inject. Date: 21-Mar-2013 18:57:10 Dil. Factor: 1.0000
Sample Type: CCV
Sample ID: 240-0018156-014
Misc. Info.:
Operator: 093905 Instrument ID: A2HP3
Injection Vol: 1.0 ul ALS Bottle#: 14
Lims Batch ID: 79056 Lims Sample ID: 14
Sublist: chrom-PEST3*sub7
Detector 1 : GC ECD1A
Detector 2 : GC ecd2b

Method: \\NCChrom\ChromData\A2HP3\20130321-18156.b\PEST3.m
Last Update: 22-Mar-2013 16:51:16 Calib Date: 18-Mar-2013 13:40:37
Quant Method: External Standard Quant By: Initial Calibration
Last ICal File: \\NCChrom\ChromData\A2HP3\20130318-18048.b\P3031810.D
Limit Group: GC 8081 D0D ICAL
Integrator: Falcon
Column Type: Column Dia:
Process Host: XAWRK023

First Level Reviewer: shockr Date: 22-Mar-2013 16:51:15

Det	Sig	RT	EXP RT	DLT RT	Response	On-Col Amt ng/ul	Ratio Range	Ratio	Flags
$ 29 Tetrachloro-m-xylene									
1	100	3.562	3.562	0.000	26486048	0.0241			
2	100	4.181	4.181	0.000	13767777	0.0228			
						RPD = 5.46			
5 alpha-BHC									
1	100	4.253	4.253	0.000	38446901	0.0237			
2	100	5.071	5.071	0.000	18732605	0.0243			
						RPD = 2.72			
20 gamma-BHC (Lindane)									
1	100	4.640	4.640	0.000	34781274	0.0239			
2	100	5.691	5.691	0.000	16726915	0.0247			
						RPD = 3.31			
7 beta-BHC									
1	100	4.775	4.775	0.000	15188685	0.0246			
2	100	5.887	5.887	0.000	7637401	0.0258			
						RPD = 5.04			
11 delta-BHC									
1	100	4.996	4.996	0.000	37019145	0.0250			
2	100	6.512	6.512	0.000	17874275	0.0257			
						RPD = 2.70			
22 Heptachlor									
1	100	5.289	5.289	0.000	33068404	0.0257			
2	100	6.582	6.582	0.000	14448085	0.0248			
						RPD = 3.53			
4 Aldrin									
1	100	5.756	5.756	0.000	33735110	0.0248			
2	100	7.382	7.382	0.000	16518117	0.0248			
						RPD = -0.03			

Det	Sig	RT	EXP RT	DLT RT	Response	On-Col Amt ng/ul	Ratio Range	Ratio	Flags
23 Heptachlor epoxide									
1	100	7.029	7.029	0.000	30877611	0.0251			
2	100	8.822	8.822	0.000	14903639	0.0256			
						RPD = 2.10			
21 gamma-Chlordane									
1	100	7.347	7.347	0.000	31425368	0.0249			
2	100	9.215	9.215	0.000	15053875	0.0257			
						RPD = 3.13			
6 alpha-Chlordane									
1	100	7.688	7.688	0.000	32584246	0.0253			
2	100	9.514	9.514	0.000	15578197	0.0255			
						RPD = 1.02			
14 Endosulfan I									
1	100	7.958	7.958	0.000	29049052	0.0252			
2	100	9.582	9.582	0.000	13847900	0.0261			
						RPD = 3.36			
2 4,4'-DDE									
1	100	8.052	8.052	0.000	31579857	0.0249			
2	100	9.945	9.945	0.000	15396985	0.0252			
						RPD = 1.25			
13 Dieldrin									
1	100	8.508	8.508	0.000	32296220	0.0255			
2	100	10.097	10.097	0.000	15403588	0.0259			
						RPD = 1.77			
17 Endrin									
1	100	8.960	8.960	0.000	31585309	0.0266			
2	100	10.613	10.613	0.000	14535915	0.0271			
						RPD = 2.12			
1 4,4'-DDD									
1	100	9.315	9.315	0.000	25747679	0.0265			
2	100	10.937	10.937	0.000	11836593	0.0277			
						RPD = 4.24			
15 Endosulfan II									
1	100	9.405	9.405	0.000	28643682	0.0262			
2	100	10.980	10.980	0.000	13405169	0.0276			
						RPD = 5.37			
3 4,4'-DDT									
1	100	9.832	9.832	0.000	26011633	0.0282			
2	100	11.417	11.417	0.000	10843894	0.0274			
						RPD = 2.84			
18 Endrin aldehyde									
1	100	10.197	10.197	0.000	23196121	0.0263			
2	100	11.539	11.539	0.000	10931570	0.0277			
						RPD = 4.93			
27 Methoxychlor									
1	100	10.777	10.777	0.000	13860889	0.0300			
2	100	12.492	12.492	0.000	5830148	0.0292			
						RPD = 2.76			

Det	Sig	RT	EXP RT	DLT RT	Response	On-Col Amt ng/ul	Ratio Range	Ratio	Flags
16 Endosulfan sulfate									
1	100	10.920	10.920	0.000	26586812	0.0271			
2	100	11.956	11.956	0.000	12365203	0.0280			
						RPD = 3.13			
19 Endrin ketone									
1	100	11.319	11.319	0.000	31733856	0.0277			
2	100	12.707	12.707	0.000	14364414	0.0286			
						RPD = 3.25			
$ 10 DCB Decachlorobiphenyl									
1	100	12.928	12.928	0.000	25777712	0.0268			
2	100	14.422	14.422	0.000	12422585	0.0258			
						RPD = 3.80			

Report Date: 22-Mar-2013 16:51:16 Chrom Revision: 2.0 01-Feb-2013 10:03:10

TestAmerica Canton

Data File:	\\NCChrom\ChromData\A2HP3\20130321-18156.b\P3032114.D		
Injection Date:	21-Mar-2013 18:57:10	Limit Group:	GC 8081 D0D ICAL
Client ID:		Instrument ID:	A2HP3
Lims Batch ID:	79056	Lims Sample ID:	14
Operator ID:	093905	Injection Vol:	1.0 ul
Column Type:		Column Dia:	

Y Scaling: Method Defined: Set to Absolute Y Value

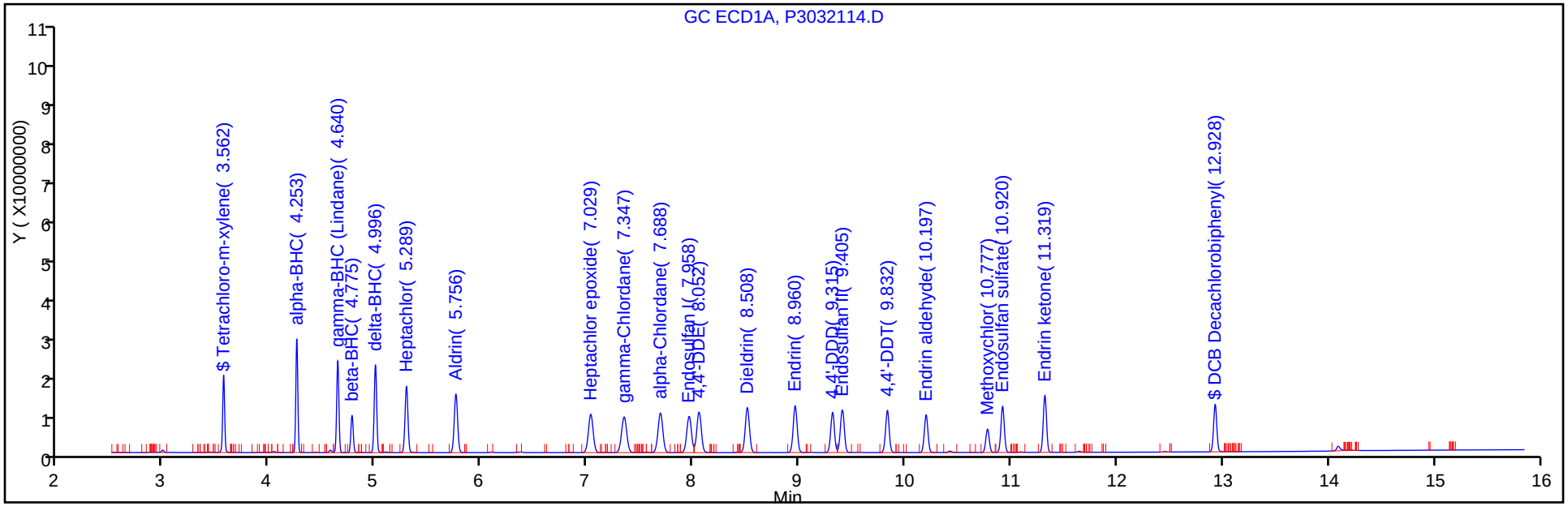

Y Scaling: Method Defined: Set to Absolute Y Value

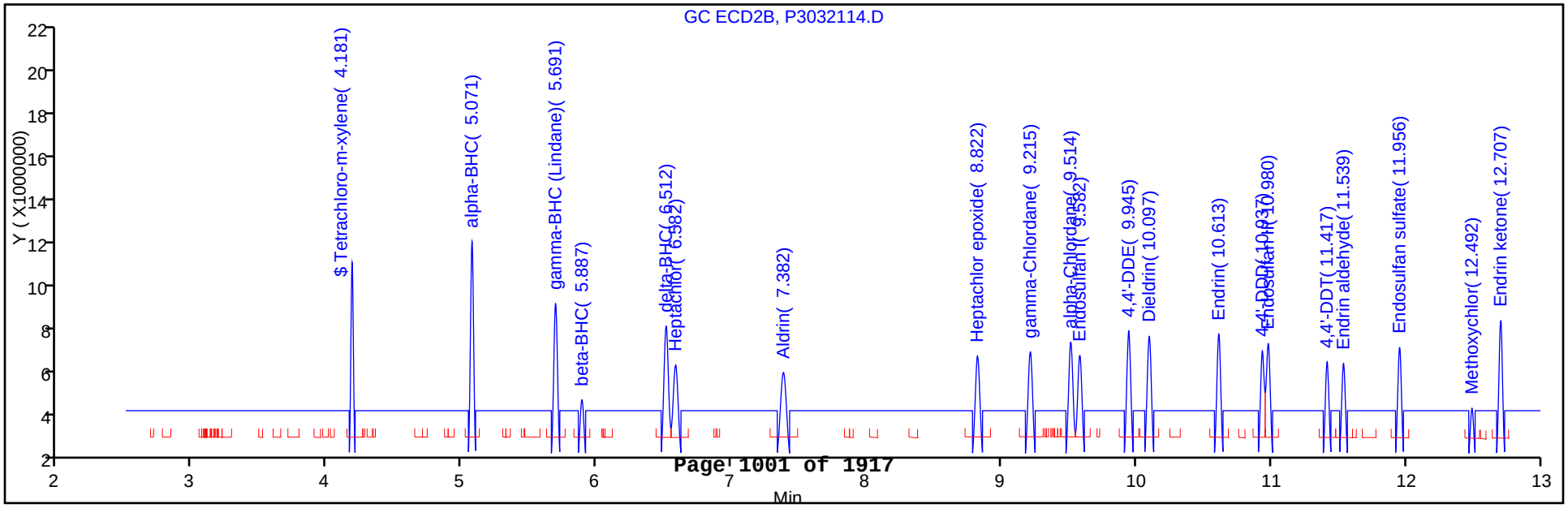

FORM I
GC SEMI VOA ORGANICS ANALYSIS DATA SHEET

Lab Name: TestAmerica Canton
Job No.: 240-21987-1
SDG No.:
Client Sample ID:
Lab Sample ID: MB 240-78726/2-A
Matrix: Water
Lab File ID: P3032111.D
Analysis Method: 8081/DOD
Date Collected:
Extraction Method: 3520C
Date Extracted: 03/19/2013 09:10
Sample wt/vol: 1000(mL)
Date Analyzed: 03/21/2013 17:56
Con. Extract Vol.: 5.0(mL)
Dilution Factor: 1
Injection Volume: 1(uL)
GC Column: CLP-1 ID: 0.53(mm)
% Moisture:
GPC Cleanup:(Y/N) N
Analysis Batch No.: 79056
Units: ug/L

CAS NO.	COMPOUND NAME	RESULT	Q	LOQ	LOD	DL
72-54-8	4,4'-DDD	0.010	U	0.050	0.010	0.0096
72-55-9	4,4'-DDE	0.010	U	0.050	0.010	0.0097
50-29-3	4,4'-DDT	0.030	U	0.050	0.030	0.016
309-00-2	Aldrin	0.010	U	0.050	0.010	0.0082
319-84-6	alpha-BHC	0.010	U	0.050	0.010	0.0070
5103-71-9	alpha-Chlordane	0.014	U	0.050	0.014	0.014
319-85-7	beta-BHC	0.010	U	0.050	0.010	0.0084
319-86-8	delta-BHC	0.010	U	0.050	0.010	0.0087
60-57-1	Dieldrin	0.010	U	0.050	0.010	0.0075
959-98-8	Endosulfan I	0.013	U	0.050	0.013	0.013
33213-65-9	Endosulfan II	0.012	U	0.050	0.012	0.012
1031-07-8	Endosulfan sulfate	0.011	U	0.050	0.011	0.011
72-20-8	Endrin	0.011	U	0.050	0.011	0.011
7421-93-4	Endrin aldehyde	0.011	U	0.050	0.011	0.011
53494-70-5	Endrin ketone	0.010	U	0.050	0.010	0.0078
58-89-9	gamma-BHC (Lindane)	0.010	U	0.050	0.010	0.0064
5103-74-2	gamma-Chlordane	0.012	U	0.050	0.012	0.012
76-44-8	Heptachlor	0.010	U	0.050	0.010	0.0080
1024-57-3	Heptachlor epoxide	0.010	U	0.050	0.010	0.0071
72-43-5	Methoxychlor	0.032	U	0.10	0.032	0.032
8001-35-2	Toxaphene	0.50	U	2.0	0.50	0.32

CAS NO.	SURROGATE	%REC	Q	LIMITS
2051-24-3	DCB Decachlorobiphenyl	91		30-135
877-09-8	Tetrachloro-m-xylene	85		25-140

TestAmerica Canton
Target Compound Quantitation Report

Data File:	\\NCChrom\ChromData\A2HP3\20130321-18156.b\P3032111.D		
Lims ID:	MB 240-78726/2-A	Client ID:	
Inject. Date:	21-Mar-2013 17:56:55	Dil. Factor:	1.0000
Sample Type:	MB		
Sample ID:	240-0018156-011		
Misc. Info.:			
Operator:	093905	Instrument ID:	A2HP3
Injection Vol:	1.0 ul	ALS Bottle#:	11
Lims Batch ID:	79056	Lims Sample ID:	11
Detector 1 :	GC ECD1A		
Detector 2 :	GC ecd2b		
Method:	\\NCChrom\ChromData\A2HP3\20130321-18156.b\PEST3.m		
Last Update:	22-Mar-2013 07:46:59	Calib Date:	18-Mar-2013 13:40:37
Quant Method:	External Standard	Quant By:	Initial Calibration
Last ICal File:	\\NCChrom\ChromData\A2HP3\20130318-18048.b\P3031810.D		
Limit Group:	GC 8081 D0D ICAL		
Integrator:	Falcon		
Column Type:		Column Dia:	
Process Host:	XAWRK006		

First Level Reviewer: vandorenc Date: 22-Mar-2013 07:06:23

Det	Sig	RT	EXP RT	DLT RT	Response	On-Col Amt ng/ul	Ratio Range	Ratio	Flags
$ 29 Tetrachloro-m-xylene									
1	100	3.563	3.562	0.001	37393153	0.0340			
2	100	4.181	4.181	0.000	19806228	0.0328			
						RPD = 3.58			
24 Hexachlorobenzene									
1	100		4.037						
2	100		4.819						
5 alpha-BHC									
1	100		4.253						
2	100		5.071						
20 gamma-BHC (Lindane)									
1	100		4.639						
2	100		5.692						
7 beta-BHC									
1	100		4.774						
2	100		5.888						
11 delta-BHC									
1	100		4.995						
2	100		6.513						

Det	Sig	RT	EXP RT	DLT RT	Response	On-Col Amt ng/ul	Ratio Range	Ratio	Flags
8 Chlordane (technical)									
1	100		5.171						
1	2		6.058						
1	3		7.345						
1	4		7.683						
2	100		6.255						
2	2		7.885						
2	3		9.213						
2	4		9.513						
22 Heptachlor									
1	100		5.288						
2	100		6.583						
4 Aldrin									
1	100		5.755						
2	100		7.384						
12 Diallate									
1	100		5.769						
1	2		0.0						
2	100		0.0						
2	2		6.690						
25 Isodrin									1
1	100		6.367						
2	100		8.367						
23 Heptachlor epoxide									
1	100		7.028						
2	100		8.824						
21 gamma-Chlordane									
1	100		7.343						
2	100		9.217						
6 alpha-Chlordane									
1	100		7.685						
2	100		9.515						
14 Endosulfan I									1
1	100		7.957						
2	100		9.583						
2 4,4'-DDE									
1	100		8.050						
2	100		9.947						
28 Mirex									
1	100		8.279						
2	100		9.197						
13 Dieldrin									
1	100		8.509						
2	100		10.099						
17 Endrin									
1	100		8.960						
2	100		10.614						
26 Kepone									
1	100		9.025						
2	100		10.764						

Report Date: 22-Mar-2013 07:47:06 Chrom Revision: 2.0 01-Feb-2013 10:03:10
Data File: \\NCChrom\ChromData\A2HP3\20130321-18156.b\P3032111.D

Det	Sig	RT	EXP RT	DLT RT	Response	On-Col Amt ng/ul	Ratio Range	Ratio	Flags
1 4,4'-DDD									
1	100		9.313						
2	100		10.938						
15 Endosulfan II									1
1	100		9.404						
2	100		10.982						
3 4,4'-DDT									1
1	100		9.831						
2	100		11.418						
18 Endrin aldehyde									
1	100		10.197						
2	100		11.540						
30 Toxaphene									1
1	1		10.383						
1	2		10.726						
1	3		10.874						
1	4		11.289						
1	5		11.556						
2	100		10.537						
2	2		11.123						
2	3		11.542						
2	4		12.283						
2	5		12.841						
27 Methoxychlor									
1	100		10.776						
2	100		12.493						
9 Chlorobenzilate									
1	100		10.876						
2	100		11.728						
16 Endosulfan sulfate									1
1	100		10.920						
2	100		11.956						
19 Endrin ketone									
1	100		11.318						
2	100		12.705						
$ 10 DCB Decachlorobiphenyl									
1	100	12.927	12.927	0.000	35113852	0.0366			
2	100	14.420	14.421	-0.001	17159567	0.0357			
						RPD = 2.41			

QC Flag Legend

Processing Flags
1 - Missing Peaks

Report Date: 22-Mar-2013 07:47:06 Chrom Revision: 2.0 01-Feb-2013 10:03:10

TestAmerica Canton

Data File:	\\NCChrom\ChromData\A2HP3\20130321-18156.b\P3032111.D		
Injection Date:	21-Mar-2013 17:56:55	Limit Group:	GC 8081 D0D ICAL
Client ID:		Instrument ID:	A2HP3
Lims Batch ID:	79056	Lims Sample ID:	11
Operator ID:	093905	Injection Vol:	1.0 ul
Column Type:		Column Dia:	

Y Scaling: Method Defined: Set to Absolute Y Value

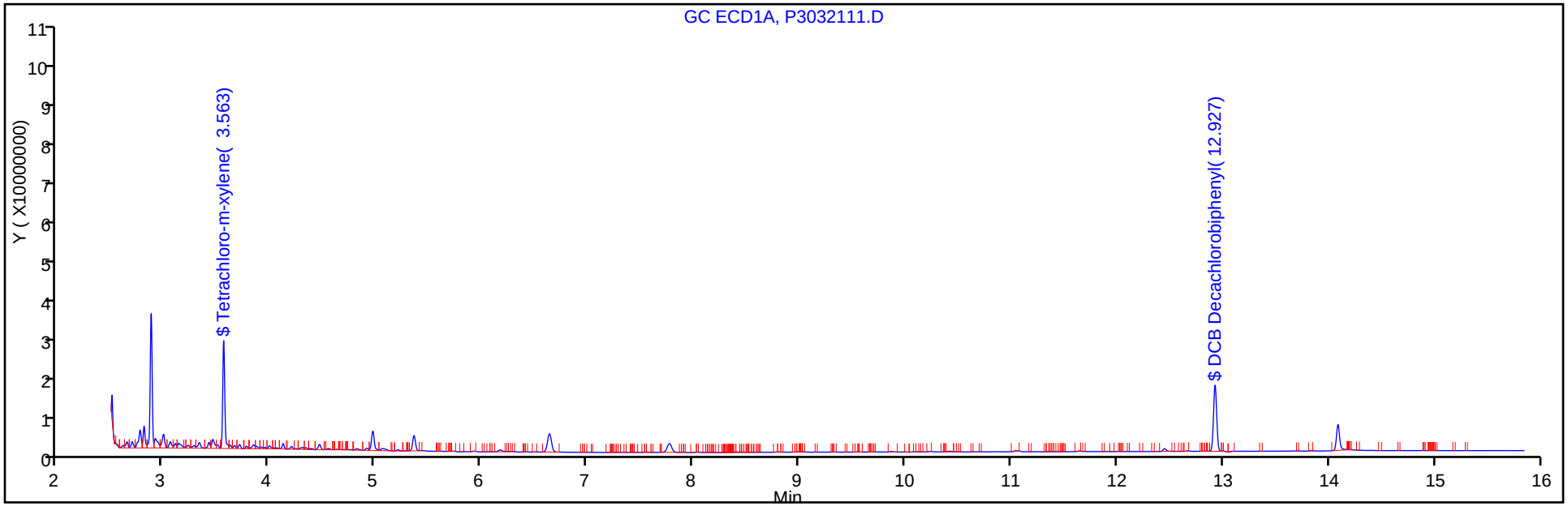

Y Scaling: Method Defined: Set to Absolute Y Value

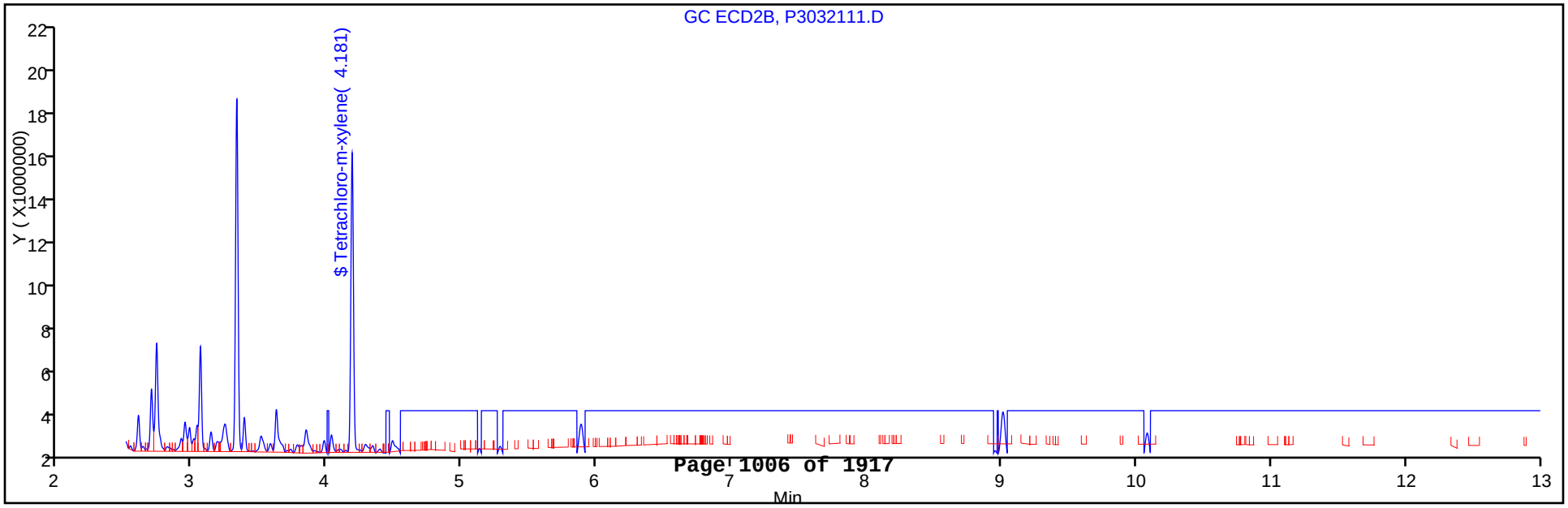

FORM I

GC SEMI VOA ORGANICS ANALYSIS DATA SHEET

Lab Name: TestAmerica Canton | Job No.: 240-21987-1

SDG No.:

Client Sample ID: | Lab Sample ID: MB 240-78726/2-A

Matrix: Water | Lab File ID: P3032111.D

Analysis Method: 8081/DOD | Date Collected:

Extraction Method: 3520C | Date Extracted: 03/19/2013 09:10

Sample wt/vol: 1000(mL) | Date Analyzed: 03/21/2013 17:56

Con. Extract Vol.: 5.0(mL) | Dilution Factor: 1

Injection Volume: 1(uL) | GC Column: CLP-2 ID: 0.53(mm)

% Moisture: | GPC Cleanup:(Y/N) N

Analysis Batch No.: 79056 | Units: ug/L

CAS NO.	SURROGATE	%REC	Q	LIMITS
2051-24-3	DCB Decachlorobiphenyl	89		30-135
877-09-8	Tetrachloro-m-xylene	82		25-140

TestAmerica Canton
Target Compound Quantitation Report

Data File:	\\NCChrom\ChromData\A2HP3\20130321-18156.b\P3032111.D		
Lims ID:	MB 240-78726/2-A	Client ID:	
Inject. Date:	21-Mar-2013 17:56:55	Dil. Factor:	1.0000
Sample Type:	MB		
Sample ID:	240-0018156-011		
Misc. Info.:			
Operator:	093905	Instrument ID:	A2HP3
Injection Vol:	1.0 ul	ALS Bottle#:	11
Lims Batch ID:	79056	Lims Sample ID:	11
Detector 1 :	GC ECD1A		
Detector 2 :	GC ecd2b		
Method:	\\NCChrom\ChromData\A2HP3\20130321-18156.b\PEST3.m		
Last Update:	22-Mar-2013 07:46:59	Calib Date:	18-Mar-2013 13:40:37
Quant Method:	External Standard	Quant By:	Initial Calibration
Last ICal File:	\\NCChrom\ChromData\A2HP3\20130318-18048.b\P3031810.D		
Limit Group:	GC 8081 D0D ICAL		
Integrator:	Falcon		
Column Type:		Column Dia:	
Process Host:	XAWRK006		

First Level Reviewer: vandorenc Date: 22-Mar-2013 07:06:23

Det	Sig	RT	EXP RT	DLT RT	Response	On-Col Amt ng/ul	Ratio Range	Ratio	Flags
$ 29 Tetrachloro-m-xylene									
1	100	3.563	3.562	0.001	37393153	0.0340			
2	100	4.181	4.181	0.000	19806228	0.0328			
						RPD = 3.58			
24 Hexachlorobenzene									
1	100		4.037						
2	100		4.819						
5 alpha-BHC									
1	100		4.253						
2	100		5.071						
20 gamma-BHC (Lindane)									
1	100		4.639						
2	100		5.692						
7 beta-BHC									
1	100		4.774						
2	100		5.888						
11 delta-BHC									
1	100		4.995						
2	100		6.513						

Det	Sig	RT	EXP RT	DLT RT	Response	On-Col Amt ng/ul	Ratio Range	Ratio	Flags
8 Chlordane (technical)									
1	100		5.171						
1	2		6.058						
1	3		7.345						
1	4		7.683						
2	100		6.255						
2	2		7.885						
2	3		9.213						
2	4		9.513						
22 Heptachlor									
1	100		5.288						
2	100		6.583						
4 Aldrin									
1	100		5.755						
2	100		7.384						
12 Diallate									
1	100		5.769						
1	2		0.0						
2	100		0.0						
2	2		6.690						
25 Isodrin									1
1	100		6.367						
2	100		8.367						
23 Heptachlor epoxide									
1	100		7.028						
2	100		8.824						
21 gamma-Chlordane									
1	100		7.343						
2	100		9.217						
6 alpha-Chlordane									
1	100		7.685						
2	100		9.515						
14 Endosulfan I									1
1	100		7.957						
2	100		9.583						
2 4,4'-DDE									
1	100		8.050						
2	100		9.947						
28 Mirex									
1	100		8.279						
2	100		9.197						
13 Dieldrin									
1	100		8.509						
2	100		10.099						
17 Endrin									
1	100		8.960						
2	100		10.614						
26 Kepone									
1	100		9.025						
2	100		10.764						

Report Date: 22-Mar-2013 07:47:06 Chrom Revision: 2.0 01-Feb-2013 10:03:10
Data File: \\NCChrom\ChromData\A2HP3\20130321-18156.b\P3032111.D

Det	Sig	RT	EXP RT	DLT RT	Response	On-Col Amt ng/ul	Ratio Range	Ratio	Flags
1 4,4'-DDD									
1	100		9.313						
2	100		10.938						
15 Endosulfan II									1
1	100		9.404						
2	100		10.982						
3 4,4'-DDT									1
1	100		9.831						
2	100		11.418						
18 Endrin aldehyde									
1	100		10.197						
2	100		11.540						
30 Toxaphene									1
1	1		10.383						
1	2		10.726						
1	3		10.874						
1	4		11.289						
1	5		11.556						
2	100		10.537						
2	2		11.123						
2	3		11.542						
2	4		12.283						
2	5		12.841						
27 Methoxychlor									
1	100		10.776						
2	100		12.493						
9 Chlorobenzilate									
1	100		10.876						
2	100		11.728						
16 Endosulfan sulfate									1
1	100		10.920						
2	100		11.956						
19 Endrin ketone									
1	100		11.318						
2	100		12.705						
$ 10 DCB Decachlorobiphenyl									
1	100	12.927	12.927	0.000	35113852	0.0366			
2	100	14.420	14.421	-0.001	17159567	0.0357			
						RPD = 2.41			

QC Flag Legend

Processing Flags
1 - Missing Peaks

Report Date: 22-Mar-2013 07:47:06 Chrom Revision: 2.0 01-Feb-2013 10:03:10

TestAmerica Canton

Data File:	\\NCChrom\ChromData\A2HP3\20130321-18156.b\P3032111.D		
Injection Date:	21-Mar-2013 17:56:55	Limit Group:	GC 8081 D0D ICAL
Client ID:		Instrument ID:	A2HP3
Lims Batch ID:	79056	Lims Sample ID:	11
Operator ID:	093905	Injection Vol:	1.0 ul
Column Type:		Column Dia:	

Y Scaling: Method Defined: Set to Absolute Y Value

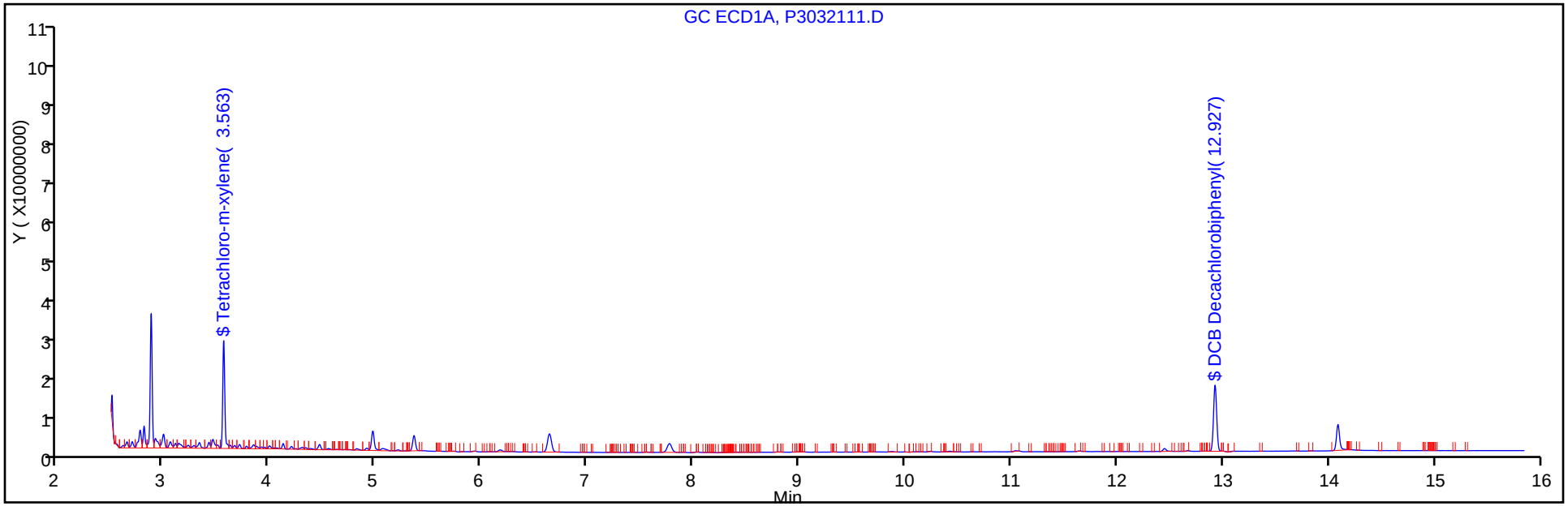

Y Scaling: Method Defined: Set to Absolute Y Value

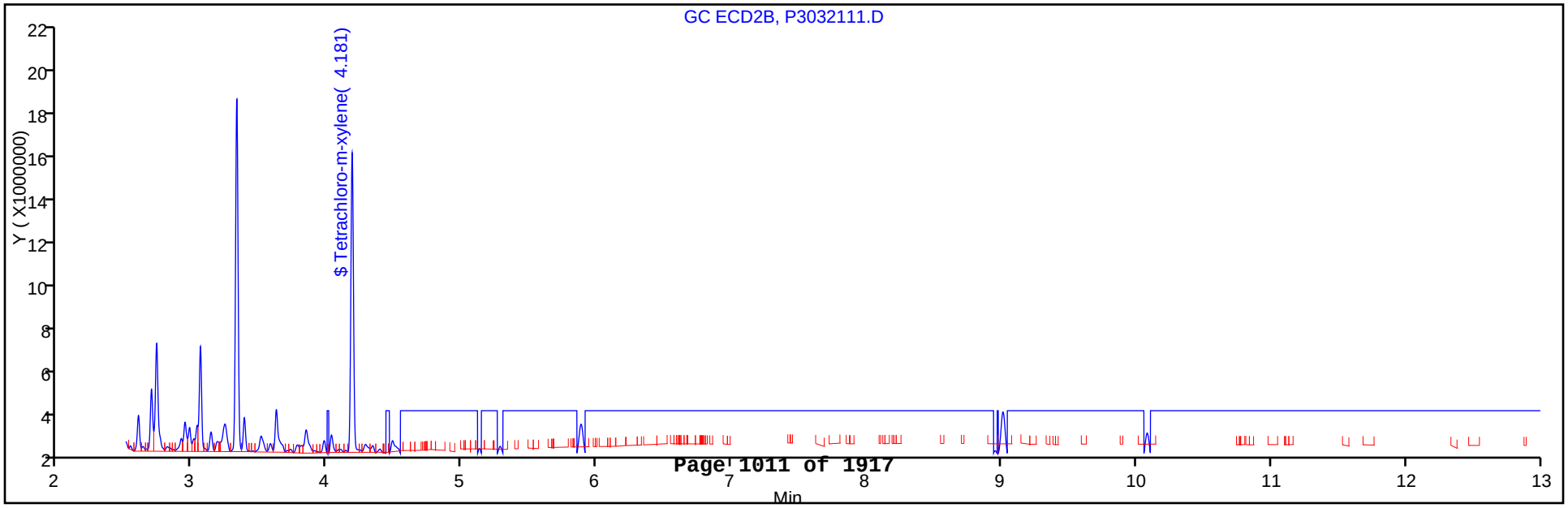

FORM I
GC SEMI VOA ORGANICS ANALYSIS DATA SHEET

Lab Name: TestAmerica Canton | Job No.: 240-21987-1

SDG No.:

Client Sample ID: | Lab Sample ID: LCS 240-78726/3-A

Matrix: Water | Lab File ID: P3032109.D

Analysis Method: 8081/DOD | Date Collected:

Extraction Method: 3520C | Date Extracted: 03/19/2013 09:10

Sample wt/vol: 1000(mL) | Date Analyzed: 03/21/2013 17:16

Con. Extract Vol.: 5.0(mL) | Dilution Factor: 1

Injection Volume: 1(uL) | GC Column: CLP-1 ID: 0.53(mm)

% Moisture: | GPC Cleanup:(Y/N) N

Analysis Batch No.: 79056 | Units: ug/L

CAS NO.	COMPOUND NAME	RESULT	Q	LOQ	LOD	DL
72-54-8	4,4'-DDD	0.547		0.050	0.010	0.0096
72-55-9	4,4'-DDE	0.505		0.050	0.010	0.0097
50-29-3	4,4'-DDT	0.596		0.050	0.030	0.016
309-00-2	Aldrin	0.485		0.050	0.010	0.0082
319-84-6	alpha-BHC	0.469		0.050	0.010	0.0070
5103-71-9	alpha-Chlordane	0.492		0.050	0.014	0.014
319-85-7	beta-BHC	0.474		0.050	0.010	0.0084
319-86-8	delta-BHC	0.518		0.050	0.010	0.0087
60-57-1	Dieldrin	0.514		0.050	0.010	0.0075
959-98-8	Endosulfan I	0.418		0.050	0.013	0.013
33213-65-9	Endosulfan II	0.454		0.050	0.012	0.012
1031-07-8	Endosulfan sulfate	0.526		0.050	0.011	0.011
72-20-8	Endrin	0.520		0.050	0.011	0.011
7421-93-4	Endrin aldehyde	0.486		0.050	0.011	0.011
53494-70-5	Endrin ketone	0.510		0.050	0.010	0.0078
58-89-9	gamma-BHC (Lindane)	0.476		0.050	0.010	0.0064
5103-74-2	gamma-Chlordane	0.510		0.050	0.012	0.012
76-44-8	Heptachlor	0.492		0.050	0.010	0.0080
1024-57-3	Heptachlor epoxide	0.501		0.050	0.010	0.0071
72-43-5	Methoxychlor	0.572		0.10	0.032	0.032

CAS NO.	SURROGATE	%REC	Q	LIMITS
2051-24-3	DCB Decachlorobiphenyl	56		30-135
877-09-8	Tetrachloro-m-xylene	79		25-140

TestAmerica Canton
Target Compound Quantitation Report

Data File: \\NCChrom\ChromData\A2HP3\20130321-18156.b\P3032109.D
Lims ID: LCS 240-78726/3-A Client ID:
Inject. Date: 21-Mar-2013 17:16:44 Dil. Factor: 1.0000
Sample Type: LCS
Sample ID: 240-0018156-009
Misc. Info.:
Operator: 093905 Instrument ID: A2HP3
Injection Vol: 1.0 ul ALS Bottle#: 9
Lims Batch ID: 79056 Lims Sample ID: 9
Detector 1 : GC ECD1A
Detector 2 : GC ecd2b

Method: \\NCChrom\ChromData\A2HP3\20130321-18156.b\PEST3.m
Last Update: 22-Mar-2013 07:46:59 Calib Date: 18-Mar-2013 13:40:37
Quant Method: External Standard Quant By: Initial Calibration
Last ICal File: \\NCChrom\ChromData\A2HP3\20130318-18048.b\P3031810.D
Limit Group: GC 8081 D0D ICAL
Integrator: Falcon
Column Type: Column Dia:
Process Host: XAWRK006

Det	Sig	RT	EXP RT	DLT RT	Response	On-Col Amt ng/ul	Ratio Range	Ratio	Flags
$ 29 Tetrachloro-m-xylene									
1	100	3.562	3.562	0.000	34944518	0.0318			
2	100	4.181	4.181	0.000	18807704	0.0311			
						RPD = 1.98			
5 alpha-BHC									
1	100	4.253	4.253	0.000	152195392	0.0937			
2	100	5.070	5.071	-0.001	80386959	0.1044			
						RPD = 10.78			
20 gamma-BHC (Lindane)									
1	100	4.641	4.639	0.002	138446603	0.0951			
2	100	5.691	5.692	-0.001	71567062	0.1057			
						RPD = 10.52			
7 beta-BHC									
1	100	4.774	4.774	0.000	58641587	0.0948			
2	100	5.886	5.888	-0.002	30321913	0.1025			
						RPD = 7.83			
11 delta-BHC									
1	100	4.996	4.995	0.001	153299495	0.1036			
2	100	6.511	6.513	-0.002	80191364	0.1153			
						RPD = 10.70			
22 Heptachlor									
1	100	5.289	5.288	0.001	126818020	0.0985			
2	100	6.581	6.583	-0.002	59478893	0.1020			
						RPD = 3.56			
4 Aldrin									
1	100	5.755	5.755	0.000	131952914	0.0970			
2	100	7.381	7.384	-0.003	69187541	0.1039			
						RPD = 6.82			

Det	Sig	RT	EXP RT	DLT RT	Response	On-Col Amt ng/ul	Ratio Range	Ratio	Flags
23 Heptachlor epoxide									
1	100	7.030	7.028	0.002	123258859	0.1002			
2	100	8.823	8.824	-0.001	62364030	0.1073			
						RPD = 6.81			
21 gamma-Chlordane									
1	100	7.345	7.343	0.002	128944074	0.1021			
2	100	9.215	9.217	-0.002	64130293	0.1093			
						RPD = 6.88			
6 alpha-Chlordane									
1	100	7.686	7.685	0.001	127022088	0.0985			
2	100	9.515	9.515	0.000	63895255	0.1047			
						RPD = 6.10			
14 Endosulfan I									
1	100	7.958	7.957	0.001	96297319	0.0835			
2	100	9.580	9.583	-0.003	48372170	0.0910			
						RPD = 8.59			
2 4,4'-DDE									
1	100	8.052	8.050	0.002	128021486	0.1011			
2	100	9.945	9.947	-0.002	66122800	0.1084			
						RPD = 7.01			
13 Dieldrin									
1	100	8.509	8.509	0.000	130519809	0.1029			
2	100	10.097	10.099	-0.002	65858721	0.1108			
						RPD = 7.40			
17 Endrin									
1	100	8.960	8.960	0.000	123780957	0.1041			
2	100	10.612	10.614	-0.002	60615332	0.1131			
						RPD = 8.32			
1 4,4'-DDD									
1	100	9.313	9.313	0.000	106135693	0.1094			
2	100	10.937	10.938	-0.001	51424795	0.1203			
						RPD = 9.49			
15 Endosulfan II									
1	100	9.405	9.404	0.001	99389983	0.0908			
2	100	10.980	10.982	-0.002	48306968	0.0995			
						RPD = 9.15			
3 4,4'-DDT									
1	100	9.832	9.831	0.001	109852487	0.1191			
2	100	11.417	11.418	-0.001	46888994	0.1185			
						RPD = 0.49			
18 Endrin aldehyde									
1	100	10.197	10.197	0.000	85541360	0.0971			
2	100	11.538	11.540	-0.002	41870555	0.1060			
						RPD = 8.72			
27 Methoxychlor									
1	100	10.776	10.776	0.000	52765566	0.1144			
2	100	12.492	12.493	-0.001	22518721	0.1129			
						RPD = 1.31			

Det	Sig	RT	EXP RT	DLT RT	Response	On-Col Amt ng/ul	Ratio Range	Ratio	Flags
16 Endosulfan sulfate									
1	100	10.920	10.920	0.000	103112263	0.1051			
2	100	11.954	11.956	-0.002	50306566	0.1138			
						RPD = 7.91			
19 Endrin ketone									
1	100	11.319	11.318	0.001	116703843	0.1020			
2	100	12.704	12.705	-0.001	54351243	0.1084			
						RPD = 6.10			
$ 10 DCB Decachlorobiphenyl									
1	100	12.927	12.927	0.000	21393526	0.0223			
2	100	14.420	14.421	-0.001	10508500	0.0219			
						RPD = 1.90			

Report Date: 22-Mar-2013 07:47:04 Chrom Revision: 2.0 01-Feb-2013 10:03:10

TestAmerica Canton

Data File:	\\NCChrom\ChromData\A2HP3\20130321-18156.b\P3032109.D		
Injection Date:	21-Mar-2013 17:16:44	Limit Group:	GC 8081 D0D ICAL
Client ID:		Instrument ID:	A2HP3
Lims Batch ID:	79056	Lims Sample ID:	9
Operator ID:	093905	Injection Vol:	1.0 ul
Column Type:		Column Dia:	

Y Scaling: Method Defined: Set to Absolute Y Value

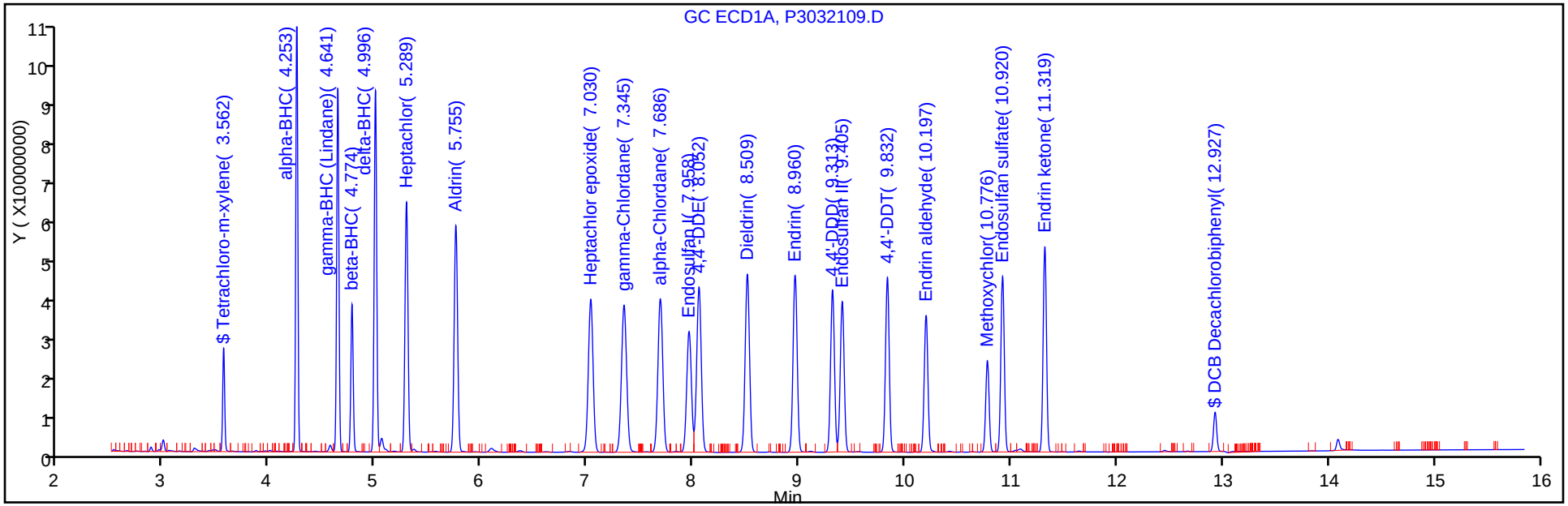

Y Scaling: Method Defined: Set to Absolute Y Value

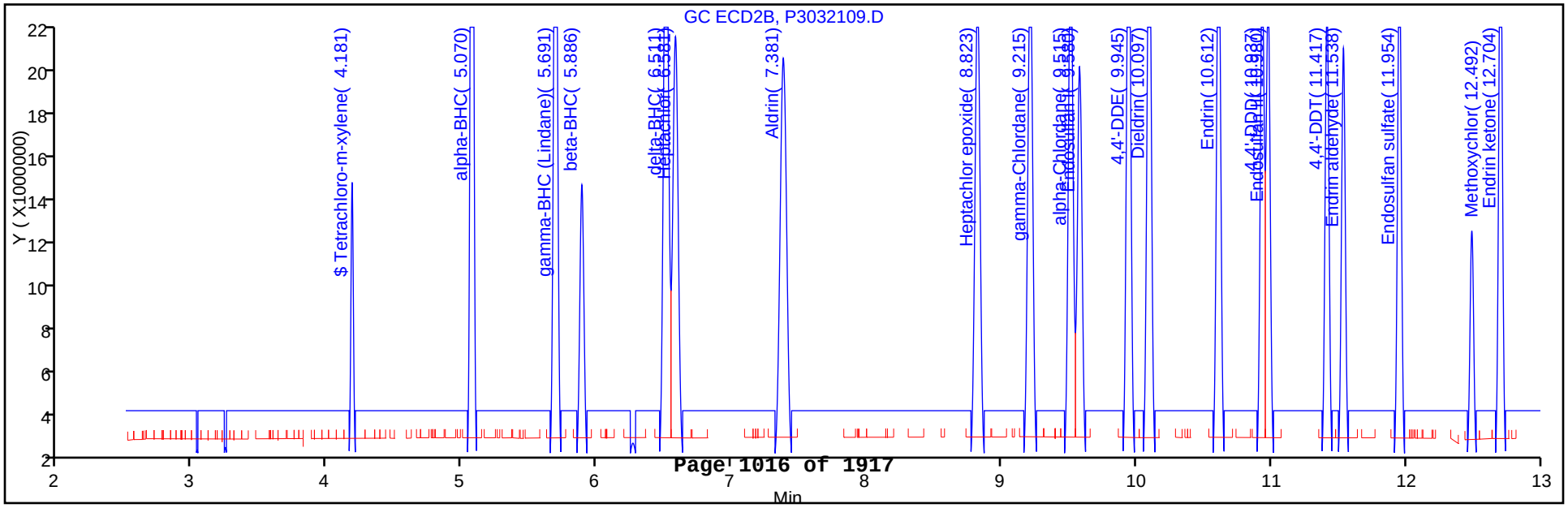

FORM I

GC SEMI VOA ORGANICS ANALYSIS DATA SHEET

Lab Name: TestAmerica Canton | Job No.: 240-21987-1

SDG No.:

Client Sample ID: | Lab Sample ID: LCS 240-78726/3-A

Matrix: Water | Lab File ID: P3032109.D

Analysis Method: 8081/DOD | Date Collected:

Extraction Method: 3520C | Date Extracted: 03/19/2013 09:10

Sample wt/vol: 1000(mL) | Date Analyzed: 03/21/2013 17:16

Con. Extract Vol.: 5.0(mL) | Dilution Factor: 1

Injection Volume: 1(uL) | GC Column: CLP-2 ID: 0.53(mm)

% Moisture: | GPC Cleanup:(Y/N) N

Analysis Batch No.: 79056 | Units: ug/L

CAS NO.	SURROGATE	%REC	Q	LIMITS
2051-24-3	DCB Decachlorobiphenyl	55		30-135
877-09-8	Tetrachloro-m-xylene	78		25-140

TestAmerica Canton
Target Compound Quantitation Report

Data File: \\NCChrom\ChromData\A2HP3\20130321-18156.b\P3032109.D
Lims ID: LCS 240-78726/3-A
Client ID:
Inject. Date: 21-Mar-2013 17:16:44
Dil. Factor: 1.0000
Sample Type: LCS
Sample ID: 240-0018156-009
Misc. Info.:
Operator: 093905
Instrument ID: A2HP3
Injection Vol: 1.0 ul
ALS Bottle#: 9
Lims Batch ID: 79056
Lims Sample ID: 9
Detector 1 : GC ECD1A
Detector 2 : GC ecd2b

Method: \\NCChrom\ChromData\A2HP3\20130321-18156.b\PEST3.m
Last Update: 22-Mar-2013 07:46:59
Calib Date: 18-Mar-2013 13:40:37
Quant Method: External Standard
Quant By: Initial Calibration
Last ICal File: \\NCChrom\ChromData\A2HP3\20130318-18048.b\P3031810.D
Limit Group: GC 8081 D0D ICAL
Integrator: Falcon
Column Type:
Column Dia:
Process Host: XAWRK006

Det	Sig	RT	EXP RT	DLT RT	Response	On-Col Amt ng/ul	Ratio Range	Ratio	Flags
$ 29 Tetrachloro-m-xylene									
1	100	3.562	3.562	0.000	34944518	0.0318			
2	100	4.181	4.181	0.000	18807704	0.0311			
						RPD = 1.98			
5 alpha-BHC									
1	100	4.253	4.253	0.000	152195392	0.0937			
2	100	5.070	5.071	-0.001	80386959	0.1044			
						RPD = 10.78			
20 gamma-BHC (Lindane)									
1	100	4.641	4.639	0.002	138446603	0.0951			
2	100	5.691	5.692	-0.001	71567062	0.1057			
						RPD = 10.52			
7 beta-BHC									
1	100	4.774	4.774	0.000	58641587	0.0948			
2	100	5.886	5.888	-0.002	30321913	0.1025			
						RPD = 7.83			
11 delta-BHC									
1	100	4.996	4.995	0.001	153299495	0.1036			
2	100	6.511	6.513	-0.002	80191364	0.1153			
						RPD = 10.70			
22 Heptachlor									
1	100	5.289	5.288	0.001	126818020	0.0985			
2	100	6.581	6.583	-0.002	59478893	0.1020			
						RPD = 3.56			
4 Aldrin									
1	100	5.755	5.755	0.000	131952914	0.0970			
2	100	7.381	7.384	-0.003	69187541	0.1039			
						RPD = 6.82			

Det	Sig	RT	EXP RT	DLT RT	Response	On-Col Amt ng/ul	Ratio Range	Ratio	Flags
23 Heptachlor epoxide									
1	100	7.030	7.028	0.002	123258859	0.1002			
2	100	8.823	8.824	-0.001	62364030	0.1073			
						RPD = 6.81			
21 gamma-Chlordane									
1	100	7.345	7.343	0.002	128944074	0.1021			
2	100	9.215	9.217	-0.002	64130293	0.1093			
						RPD = 6.88			
6 alpha-Chlordane									
1	100	7.686	7.685	0.001	127022088	0.0985			
2	100	9.515	9.515	0.000	63895255	0.1047			
						RPD = 6.10			
14 Endosulfan I									
1	100	7.958	7.957	0.001	96297319	0.0835			
2	100	9.580	9.583	-0.003	48372170	0.0910			
						RPD = 8.59			
2 4,4'-DDE									
1	100	8.052	8.050	0.002	128021486	0.1011			
2	100	9.945	9.947	-0.002	66122800	0.1084			
						RPD = 7.01			
13 Dieldrin									
1	100	8.509	8.509	0.000	130519809	0.1029			
2	100	10.097	10.099	-0.002	65858721	0.1108			
						RPD = 7.40			
17 Endrin									
1	100	8.960	8.960	0.000	123780957	0.1041			
2	100	10.612	10.614	-0.002	60615332	0.1131			
						RPD = 8.32			
1 4,4'-DDD									
1	100	9.313	9.313	0.000	106135693	0.1094			
2	100	10.937	10.938	-0.001	51424795	0.1203			
						RPD = 9.49			
15 Endosulfan II									
1	100	9.405	9.404	0.001	99389983	0.0908			
2	100	10.980	10.982	-0.002	48306968	0.0995			
						RPD = 9.15			
3 4,4'-DDT									
1	100	9.832	9.831	0.001	109852487	0.1191			
2	100	11.417	11.418	-0.001	46888994	0.1185			
						RPD = 0.49			
18 Endrin aldehyde									
1	100	10.197	10.197	0.000	85541360	0.0971			
2	100	11.538	11.540	-0.002	41870555	0.1060			
						RPD = 8.72			
27 Methoxychlor									
1	100	10.776	10.776	0.000	52765566	0.1144			
2	100	12.492	12.493	-0.001	22518721	0.1129			
						RPD = 1.31			

Det	Sig	RT	EXP RT	DLT RT	Response	On-Col Amt ng/ul	Ratio Range	Ratio	Flags
16 Endosulfan sulfate									
1	100	10.920	10.920	0.000	103112263	0.1051			
2	100	11.954	11.956	-0.002	50306566	0.1138			
						RPD = 7.91			
19 Endrin ketone									
1	100	11.319	11.318	0.001	116703843	0.1020			
2	100	12.704	12.705	-0.001	54351243	0.1084			
						RPD = 6.10			
$ 10 DCB Decachlorobiphenyl									
1	100	12.927	12.927	0.000	21393526	0.0223			
2	100	14.420	14.421	-0.001	10508500	0.0219			
						RPD = 1.90			

Report Date: 22-Mar-2013 07:47:05 Chrom Revision: 2.0 01-Feb-2013 10:03:10

TestAmerica Canton

Data File:	\\NCChrom\ChromData\A2HP3\20130321-18156.b\P3032109.D		
Injection Date:	21-Mar-2013 17:16:44	Limit Group:	GC 8081 D0D ICAL
Client ID:		Instrument ID:	A2HP3
Lims Batch ID:	79056	Lims Sample ID:	9
Operator ID:	093905	Injection Vol:	1.0 ul
Column Type:		Column Dia:	

Y Scaling: Method Defined: Set to Absolute Y Value

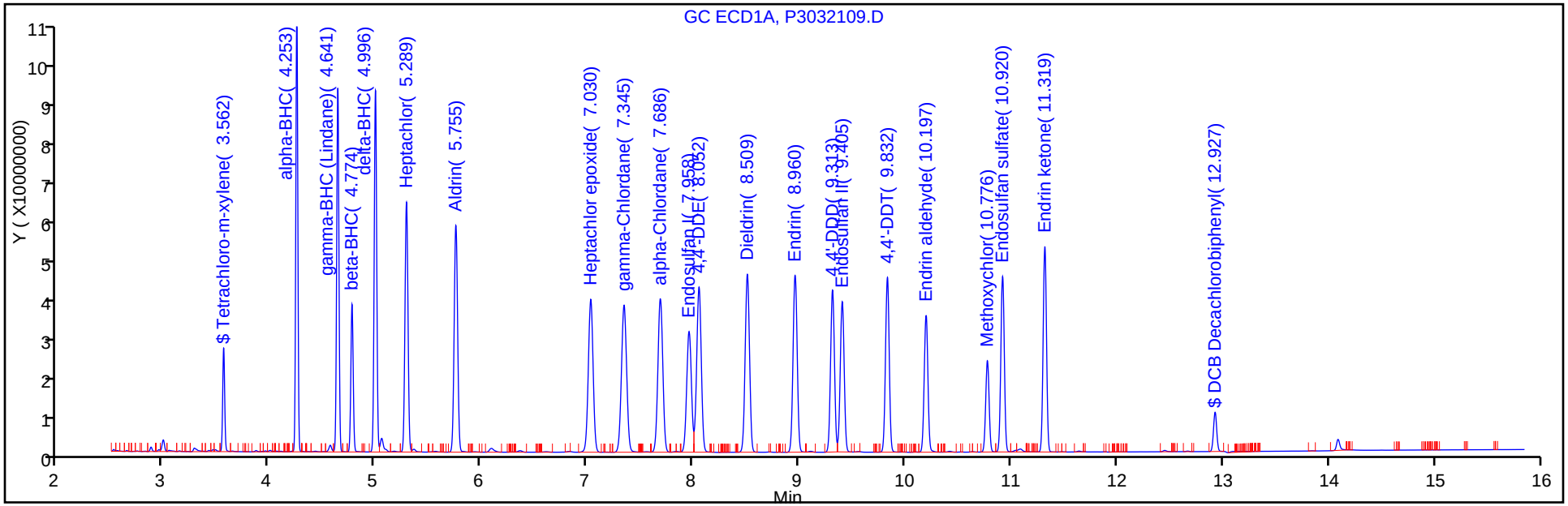

Y Scaling: Method Defined: Set to Absolute Y Value

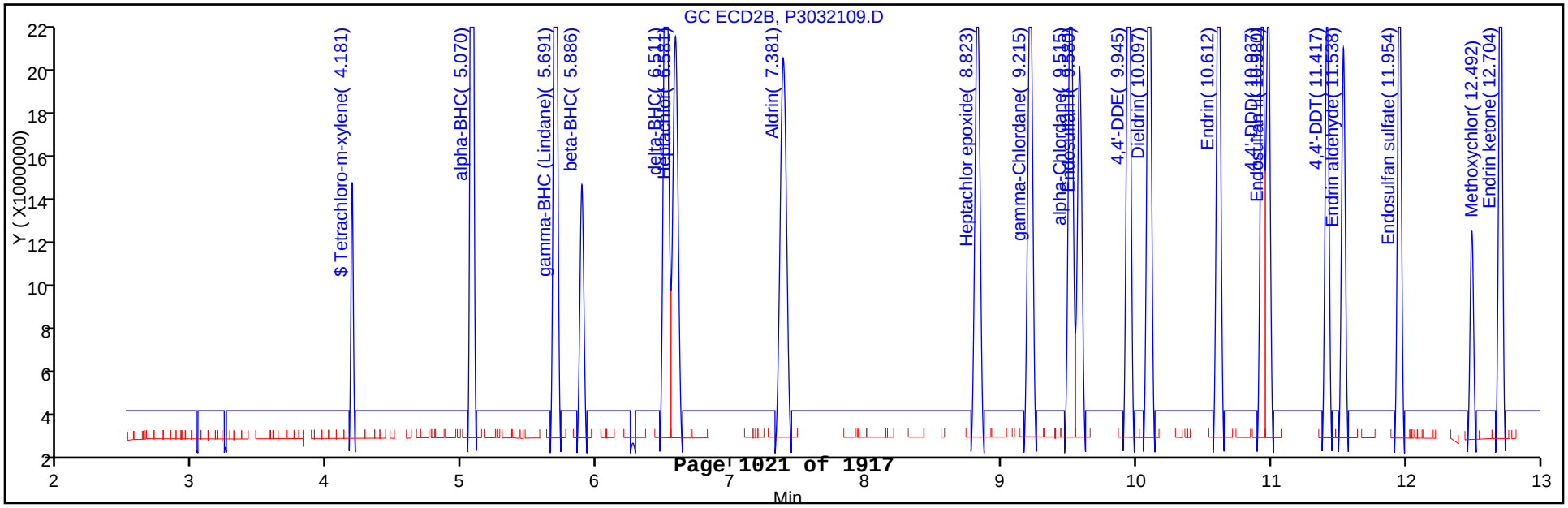

FORM I
GC SEMI VOA ORGANICS ANALYSIS DATA SHEET

Lab Name: TestAmerica Canton
Job No.: 240-21987-1
SDG No.:
Client Sample ID:
Lab Sample ID: MRL 240-79056/8
Matrix: Water
Lab File ID: P3032108.D
Analysis Method: 8081/DOD
Date Collected:
Extraction Method:
Date Extracted:
Sample wt/vol: 1(mL)
Date Analyzed: 03/21/2013 16:56
Con. Extract Vol.:
Dilution Factor: 1
Injection Volume: 1(uL)
GC Column: CLP-1 ID: 0.53(mm)
% Moisture:
GPC Cleanup:(Y/N) N
Analysis Batch No.: 79056
Units: ng/uL

CAS NO.	COMPOUND NAME	RESULT	Q	LOQ	LOD	DL
72-54-8	4,4'-DDD	0.00524		0.0050	0.0010	0.00096
72-55-9	4,4'-DDE	0.00490	J	0.0050	0.0010	0.00097
50-29-3	4,4'-DDT	0.00553		0.0050	0.0030	0.0016
309-00-2	Aldrin	0.00494	J	0.0050	0.0010	0.00082
319-84-6	alpha-BHC	0.00446	J	0.0050	0.0010	0.00070
5103-71-9	alpha-Chlordane	0.00535		0.0050	0.0010	0.0014
319-85-7	beta-BHC	0.00551		0.0050	0.0010	0.00084
319-86-8	delta-BHC	0.00478	J	0.0050	0.0010	0.00087
60-57-1	Dieldrin	0.00529		0.0050	0.0010	0.00075
959-98-8	Endosulfan I	0.00533		0.0050	0.0010	0.0013
33213-65-9	Endosulfan II	0.00558		0.0050	0.0010	0.0012
1031-07-8	Endosulfan sulfate	0.00584		0.0050	0.0010	0.0011
72-20-8	Endrin	0.00539		0.0050	0.0010	0.0011
7421-93-4	Endrin aldehyde	0.00616		0.0050	0.0010	0.0011
53494-70-5	Endrin ketone	0.00582		0.0050	0.0010	0.00078
58-89-9	gamma-BHC (Lindane)	0.00467	J	0.0050	0.0010	0.00064
5103-74-2	gamma-Chlordane	0.00521		0.0050	0.0010	0.0012
76-44-8	Heptachlor	0.00524		0.0050	0.0010	0.00080
1024-57-3	Heptachlor epoxide	0.00532		0.0050	0.0010	0.00071
72-43-5	Methoxychlor	0.00644	J	0.010	0.0030	0.0032
8001-35-2	Toxaphene	0.050	U	0.20	0.050	0.032

TestAmerica Canton
Target Compound Quantitation Report

Data File:	\\NCChrom\ChromData\A2HP3\20130321-18156.b\P3032108.D		
Lims ID:	MRL	Client ID:	
Inject. Date:	21-Mar-2013 16:56:42	Dil. Factor:	1.0000
Sample Type:	MRL		
Sample ID:	240-0018156-008		
Misc. Info.:			
Operator:	093905	Instrument ID:	A2HP3
Injection Vol:	1.0 ul	ALS Bottle#:	8
Lims Batch ID:	79056	Lims Sample ID:	8
Detector 1 :	GC ECD1A		
Detector 2 :	GC ecd2b		
Method:	\\NCChrom\ChromData\A2HP3\20130321-18156.b\PEST3.m		
Last Update:	22-Mar-2013 07:46:59	Calib Date:	18-Mar-2013 13:40:37
Quant Method:	External Standard	Quant By:	Initial Calibration
Last ICal File:	\\NCChrom\ChromData\A2HP3\20130318-18048.b\P3031810.D		
Limit Group:	GC 8081 D0D ICAL		
Integrator:	Falcon		
Column Type:		Column Dia:	
Process Host:	XAWRK006		

First Level Reviewer: vandorenc Date: 22-Mar-2013 06:59:14

Det	Sig	RT	EXP RT	DLT RT	Response	On-Col Amt ng/ul	Ratio Range	Ratio	Flags
$ 29 Tetrachloro-m-xylene									
1	100		3.562						
2	100		4.181						
24 Hexachlorobenzene									
1	100		4.037						
2	100		4.819						
5 alpha-BHC									
1	100	4.253	4.253	0.000	7244366	0.004462			
2	100	5.070	5.071	-0.001	3465023	0.004500			
						RPD = 0.87			
20 gamma-BHC (Lindane)									
1	100	4.640	4.639	0.001	6796512	0.004670			
2	100	5.691	5.692	-0.001	3280739	0.004846			
						RPD = 3.68			
7 beta-BHC									
1	100	4.775	4.774	0.001	3406869	0.005508			
2	100	5.886	5.888	-0.002	1715299	0.005801			
						RPD = 5.17			
11 delta-BHC									
1	100	4.997	4.995	0.002	7078512	0.004782			
2	100	6.511	6.513	-0.002	3457235	0.004970			
						RPD = 3.85			

Det	Sig	RT	EXP RT	DLT RT	Response	On-Col Amt ng/ul	Ratio Range	Ratio	Flags
8 Chlordane (technical)									1
1	100		5.171						
1	2		6.058						
1	3		7.345						
1	4		7.683						
2	100		6.255						
2	2		7.885						
2	3		9.213						
2	4		9.513						
22 Heptachlor									
1	100	5.289	5.288	0.001	6744791	0.005236			
2	100	6.582	6.583	-0.001	3039741	0.005214			
						RPD = 0.42			
4 Aldrin									
1	100	5.756	5.755	0.001	6714145	0.004937			
2	100	7.381	7.384	-0.003	3325446	0.004993			
						RPD = 1.12			
12 Diallate									
1	100		5.769						
1	2		0.0						
2	100		0.0						
2	2		6.690						
25 Isodrin									
1	100		6.367						
2	100		8.367						
23 Heptachlor epoxide									
1	100	7.032	7.028	0.004	6544520	0.005321			
2	100	8.823	8.824	-0.001	3137049	0.005396			
						RPD = 1.41			
21 gamma-Chlordane									
1	100	7.343	7.343	0.000	6581192	0.005209			
2	100	9.215	9.217	-0.002	3254931	0.005549			
						RPD = 6.32			
6 alpha-Chlordane									
1	100	7.688	7.685	0.003	6901901	0.005352			
2	100	9.513	9.515	-0.002	3336323	0.005466			
						RPD = 2.12			
14 Endosulfan I									
1	100	7.958	7.957	0.001	6144898	0.005331			
2	100	9.581	9.583	-0.002	3011861	0.005669			
						RPD = 6.13			
2 4,4'-DDE									
1	100	8.053	8.050	0.003	6209199	0.004903			
2	100	9.945	9.947	-0.002	3092032	0.005070			
						RPD = 3.36			
28 Mirex									
1	100		8.279						
2	100		9.197						

Det	Sig	RT	EXP RT	DLT RT	Response	On-Col Amt ng/ul	Ratio Range	Ratio	Flags
13 Dieldrin									
1	100	8.509	8.509	0.000	6712594	0.005292			
2	100	10.095	10.099	-0.004	3168304	0.005330			
						RPD = 0.72			
17 Endrin									
1	100	8.960	8.960	0.000	6410423	0.005391			
2	100	10.614	10.614	0.000	2971659	0.005546			
						RPD = 2.84			
26 Kepone									1
1	100		9.025						
2	100		10.764						
1 4,4'-DDD									
1	100	9.315	9.313	0.002	5082389	0.005238			
2	100	10.936	10.938	-0.002	2304431	0.005390			
						RPD = 2.86			
15 Endosulfan II									
1	100	9.407	9.404	0.003	6108778	0.005581			
2	100	10.980	10.982	-0.002	2869250	0.005910			
						RPD = 5.73			
3 4,4'-DDT									
1	100	9.832	9.831	0.001	5103357	0.005534			
2	100	11.417	11.418	-0.001	2151856	0.005440			
						RPD = 1.71			
18 Endrin aldehyde									
1	100	10.197	10.197	0.000	5422257	0.006157			
2	100	11.539	11.540	-0.001	2382404	0.006030			
						RPD = 2.08			
30 Toxaphene									1
1	1		10.383						
1	2		10.726						
1	3		10.874						
1	4		11.289						
1	5		11.556						
2	100		10.537						
2	2		11.123						
2	3		11.542						
2	4		12.283						
2	5		12.841						
27 Methoxychlor									
1	100	10.778	10.776	0.002	2969922	0.006436			
2	100	12.491	12.493	-0.002	1215745	0.006093			
						RPD = 5.48			
9 Chlorobenzilate									
1	100		10.876						
2	100		11.728						
16 Endosulfan sulfate									
1	100	10.919	10.920	-0.001	5731222	0.005842			
2	100	11.955	11.956	-0.001	2699555	0.006104			
						RPD = 4.39			

Det	Sig	RT	EXP RT	DLT RT	Response	On-Col Amt ng/ul	Ratio Range	Ratio	Flags
19 Endrin ketone									
1	100	11.320	11.318	0.002	6659673	0.005818			
2	100	12.705	12.705	0.000	3036807	0.006055			
						RPD = 3.99			
$ 10 DCB Decachlorobiphenyl									
1	100		12.927						
2	100		14.421						

QC Flag Legend

Processing Flags
1 - Missing Peaks

Report Date: 22-Mar-2013 07:47:02 Chrom Revision: 2.0 01-Feb-2013 10:03:10

TestAmerica Canton

Data File:	\\NCChrom\ChromData\A2HP3\20130321-18156.b\P3032108.D		
Injection Date:	21-Mar-2013 16:56:42	Limit Group:	GC 8081 D0D ICAL
Client ID:		Instrument ID:	A2HP3
Lims Batch ID:	79056	Lims Sample ID:	8
Operator ID:	093905	Injection Vol:	1.0 ul
Column Type:		Column Dia:	

Y Scaling: Method Defined: Set to Absolute Y Value

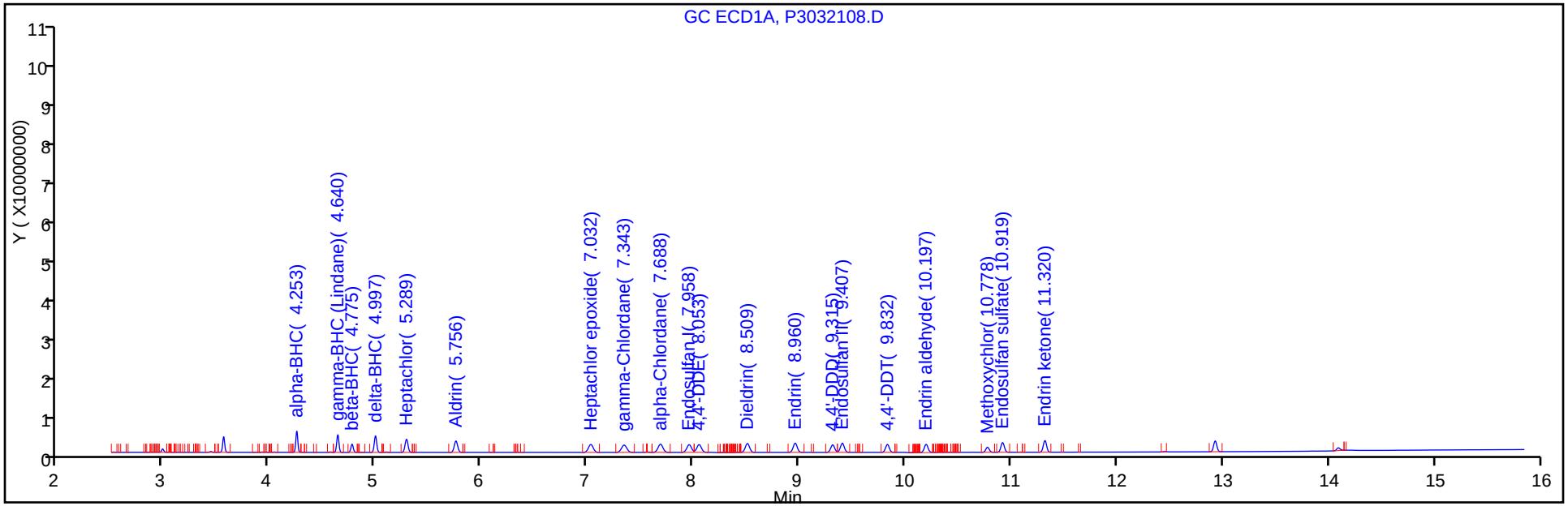

Y Scaling: Method Defined: Set to Absolute Y Value

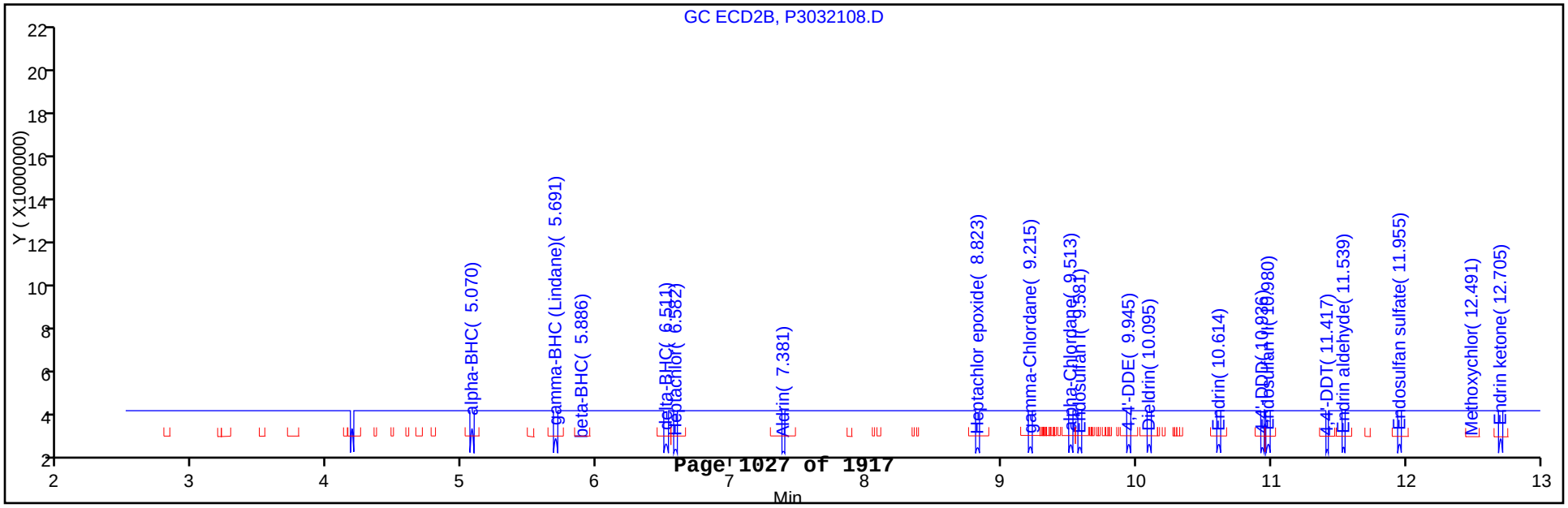

FORM I
GC SEMI VOA ORGANICS ANALYSIS DATA SHEET

Lab Name: TestAmerica Canton | Job No.: 240-21987-1

SDG No.:

Client Sample ID: | Lab Sample ID: MRL 240-79056/8

Matrix: Water | Lab File ID: P3032108.D

Analysis Method: 8081/DOD | Date Collected:

Extraction Method: | Date Extracted:

Sample wt/vol: 1(mL) | Date Analyzed: 03/21/2013 16:56

Con. Extract Vol.: | Dilution Factor: 1

Injection Volume: 1(uL) | GC Column: CLP-2 ID: 0.53(mm)

% Moisture: | GPC Cleanup:(Y/N) N

Analysis Batch No.: 79056 | Units: ng/uL

CAS NO.	COMPOUND NAME	RESULT	Q	LOQ	LOD	DL
72-54-8	4,4'-DDD	0.00539		0.0050	0.0010	0.00096
72-55-9	4,4'-DDE	0.00507		0.0050	0.0010	0.00097
50-29-3	4,4'-DDT	0.00544		0.0050	0.0030	0.0016
309-00-2	Aldrin	0.00499	J	0.0050	0.0010	0.00082
319-84-6	alpha-BHC	0.00450	J	0.0050	0.0010	0.00070
5103-71-9	alpha-Chlordane	0.00547		0.0050	0.0010	0.0014
319-85-7	beta-BHC	0.00580		0.0050	0.0010	0.00084
319-86-8	delta-BHC	0.00497	J	0.0050	0.0010	0.00087
60-57-1	Dieldrin	0.00533		0.0050	0.0010	0.00075
959-98-8	Endosulfan I	0.00567		0.0050	0.0010	0.0013
33213-65-9	Endosulfan II	0.00591		0.0050	0.0010	0.0012
1031-07-8	Endosulfan sulfate	0.00610		0.0050	0.0010	0.0011
72-20-8	Endrin	0.00555		0.0050	0.0010	0.0011
7421-93-4	Endrin aldehyde	0.00603		0.0050	0.0010	0.0011
53494-70-5	Endrin ketone	0.00605		0.0050	0.0010	0.00078
58-89-9	gamma-BHC (Lindane)	0.00485	J	0.0050	0.0010	0.00064
5103-74-2	gamma-Chlordane	0.00555		0.0050	0.0010	0.0012
76-44-8	Heptachlor	0.00521		0.0050	0.0010	0.00080
1024-57-3	Heptachlor epoxide	0.00540		0.0050	0.0010	0.00071
72-43-5	Methoxychlor	0.00609	J	0.010	0.0030	0.0032
8001-35-2	Toxaphene	0.050	U	0.20	0.050	0.032

TestAmerica Canton
Target Compound Quantitation Report

Data File:	\\NCChrom\ChromData\A2HP3\20130321-18156.b\P3032108.D		
Lims ID:	MRL	Client ID:	
Inject. Date:	21-Mar-2013 16:56:42	Dil. Factor:	1.0000
Sample Type:	MRL		
Sample ID:	240-0018156-008		
Misc. Info.:			
Operator:	093905	Instrument ID:	A2HP3
Injection Vol:	1.0 ul	ALS Bottle#:	8
Lims Batch ID:	79056	Lims Sample ID:	8
Detector 1 :	GC ECD1A		
Detector 2 :	GC ecd2b		

Method:	\\NCChrom\ChromData\A2HP3\20130321-18156.b\PEST3.m		
Last Update:	22-Mar-2013 07:46:59	Calib Date:	18-Mar-2013 13:40:37
Quant Method:	External Standard	Quant By:	Initial Calibration
Last ICal File:	\\NCChrom\ChromData\A2HP3\20130318-18048.b\P3031810.D		
Limit Group:	GC 8081 D0D ICAL		
Integrator:	Falcon		
Column Type:		Column Dia:	
Process Host:	XAWRK006		

First Level Reviewer: vandorenc Date: 22-Mar-2013 06:59:14

Det	Sig	RT	EXP RT	DLT RT	Response	On-Col Amt ng/ul	Ratio Range	Ratio	Flags
$ 29 Tetrachloro-m-xylene									
1	100		3.562						
2	100		4.181						
24 Hexachlorobenzene									
1	100		4.037						
2	100		4.819						
5 alpha-BHC									
1	100	4.253	4.253	0.000	7244366	0.004462			
2	100	5.070	5.071	-0.001	3465023	0.004500			
						RPD = 0.87			
20 gamma-BHC (Lindane)									
1	100	4.640	4.639	0.001	6796512	0.004670			
2	100	5.691	5.692	-0.001	3280739	0.004846			
						RPD = 3.68			
7 beta-BHC									
1	100	4.775	4.774	0.001	3406869	0.005508			
2	100	5.886	5.888	-0.002	1715299	0.005801			
						RPD = 5.17			
11 delta-BHC									
1	100	4.997	4.995	0.002	7078512	0.004782			
2	100	6.511	6.513	-0.002	3457235	0.004970			
						RPD = 3.85			

Det	Sig	RT	EXP RT	DLT RT	Response	On-Col Amt ng/ul	Ratio Range	Ratio	Flags
8 Chlordane (technical)									1
1	100		5.171						
1	2		6.058						
1	3		7.345						
1	4		7.683						
2	100		6.255						
2	2		7.885						
2	3		9.213						
2	4		9.513						
22 Heptachlor									
1	100	5.289	5.288	0.001	6744791	0.005236			
2	100	6.582	6.583	-0.001	3039741	0.005214			
						RPD = 0.42			
4 Aldrin									
1	100	5.756	5.755	0.001	6714145	0.004937			
2	100	7.381	7.384	-0.003	3325446	0.004993			
						RPD = 1.12			
12 Diallate									
1	100		5.769						
1	2		0.0						
2	100		0.0						
2	2		6.690						
25 Isodrin									
1	100		6.367						
2	100		8.367						
23 Heptachlor epoxide									
1	100	7.032	7.028	0.004	6544520	0.005321			
2	100	8.823	8.824	-0.001	3137049	0.005396			
						RPD = 1.41			
21 gamma-Chlordane									
1	100	7.343	7.343	0.000	6581192	0.005209			
2	100	9.215	9.217	-0.002	3254931	0.005549			
						RPD = 6.32			
6 alpha-Chlordane									
1	100	7.688	7.685	0.003	6901901	0.005352			
2	100	9.513	9.515	-0.002	3336323	0.005466			
						RPD = 2.12			
14 Endosulfan I									
1	100	7.958	7.957	0.001	6144898	0.005331			
2	100	9.581	9.583	-0.002	3011861	0.005669			
						RPD = 6.13			
2 4,4'-DDE									
1	100	8.053	8.050	0.003	6209199	0.004903			
2	100	9.945	9.947	-0.002	3092032	0.005070			
						RPD = 3.36			
28 Mirex									
1	100		8.279						
2	100		9.197						

Det	Sig	RT	EXP RT	DLT RT	Response	On-Col Amt ng/ul	Ratio Range	Ratio	Flags
13 Dieldrin									
1	100	8.509	8.509	0.000	6712594	0.005292			
2	100	10.095	10.099	-0.004	3168304	0.005330			
						RPD = 0.72			
17 Endrin									
1	100	8.960	8.960	0.000	6410423	0.005391			
2	100	10.614	10.614	0.000	2971659	0.005546			
						RPD = 2.84			
26 Kepone									1
1	100		9.025						
2	100		10.764						
1 4,4'-DDD									
1	100	9.315	9.313	0.002	5082389	0.005238			
2	100	10.936	10.938	-0.002	2304431	0.005390			
						RPD = 2.86			
15 Endosulfan II									
1	100	9.407	9.404	0.003	6108778	0.005581			
2	100	10.980	10.982	-0.002	2869250	0.005910			
						RPD = 5.73			
3 4,4'-DDT									
1	100	9.832	9.831	0.001	5103357	0.005534			
2	100	11.417	11.418	-0.001	2151856	0.005440			
						RPD = 1.71			
18 Endrin aldehyde									
1	100	10.197	10.197	0.000	5422257	0.006157			
2	100	11.539	11.540	-0.001	2382404	0.006030			
						RPD = 2.08			
30 Toxaphene									1
1	1		10.383						
1	2		10.726						
1	3		10.874						
1	4		11.289						
1	5		11.556						
2	100		10.537						
2	2		11.123						
2	3		11.542						
2	4		12.283						
2	5		12.841						
27 Methoxychlor									
1	100	10.778	10.776	0.002	2969922	0.006436			
2	100	12.491	12.493	-0.002	1215745	0.006093			
						RPD = 5.48			
9 Chlorobenzilate									
1	100		10.876						
2	100		11.728						
16 Endosulfan sulfate									
1	100	10.919	10.920	-0.001	5731222	0.005842			
2	100	11.955	11.956	-0.001	2699555	0.006104			
						RPD = 4.39			

Det	Sig	RT	EXP RT	DLT RT	Response	On-Col Amt ng/ul	Ratio Range	Ratio	Flags
19 Endrin ketone									
1	100	11.320	11.318	0.002	6659673	0.005818			
2	100	12.705	12.705	0.000	3036807	0.006055			
						RPD = 3.99			
$ 10 DCB Decachlorobiphenyl									
1	100		12.927						
2	100		14.421						

QC Flag Legend

Processing Flags
1 - Missing Peaks

Report Date: 22-Mar-2013 07:47:03 Chrom Revision: 2.0 01-Feb-2013 10:03:10

TestAmerica Canton

Data File:	\\NCChrom\ChromData\A2HP3\20130321-18156.b\P3032108.D		
Injection Date:	21-Mar-2013 16:56:42	Limit Group:	GC 8081 D0D ICAL
Client ID:		Instrument ID:	A2HP3
Lims Batch ID:	79056	Lims Sample ID:	8
Operator ID:	093905	Injection Vol:	1.0 ul
Column Type:		Column Dia:	

Y Scaling: Method Defined: Set to Absolute Y Value

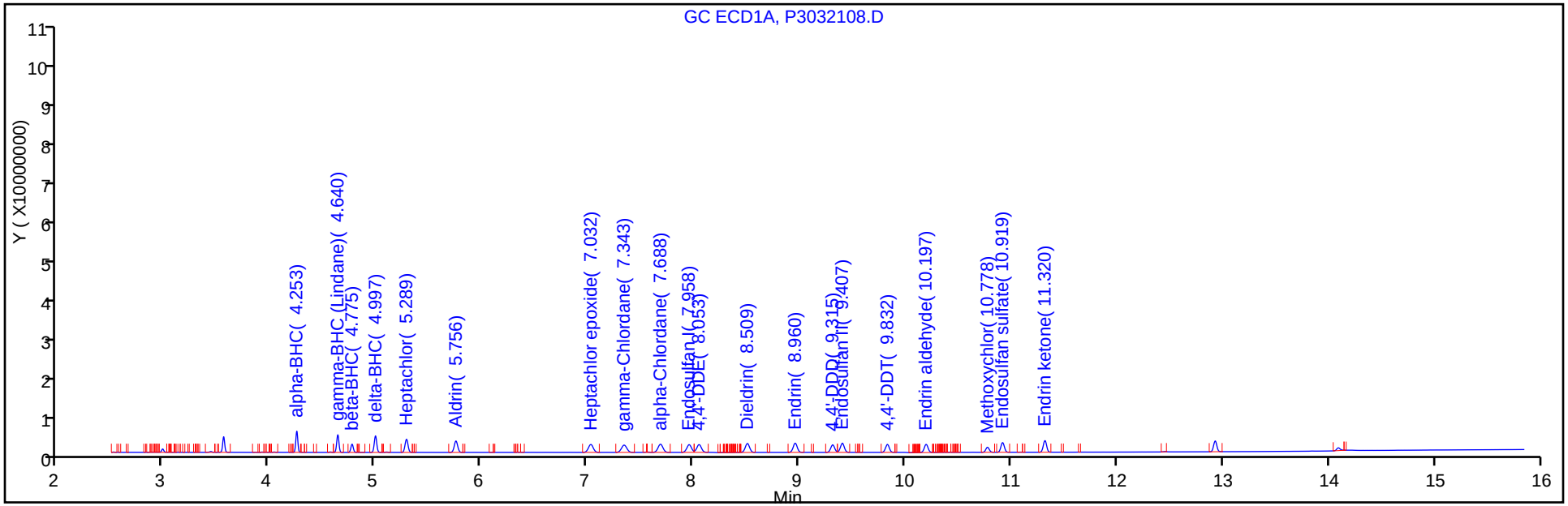

Y Scaling: Method Defined: Set to Absolute Y Value

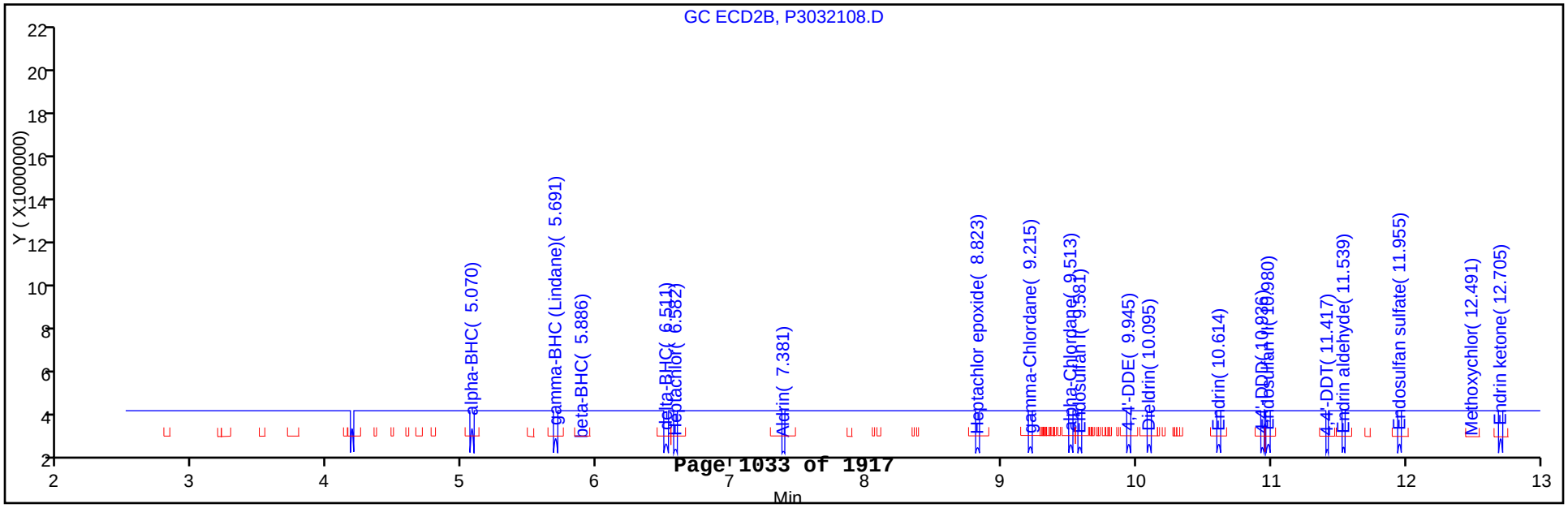

FORM I
GC SEMI VOA ORGANICS ANALYSIS DATA SHEET

Lab Name: TestAmerica Canton
Job No.: 240-21987-1
SDG No.:
Client Sample ID:
Lab Sample ID: MRL 240-79056/15
Matrix: Water
Lab File ID: P3032115.D
Analysis Method: 8081/DOD
Date Collected:
Extraction Method:
Date Extracted:
Sample wt/vol: 1(mL)
Date Analyzed: 03/21/2013 19:17
Con. Extract Vol.:
Dilution Factor: 1
Injection Volume: 1(uL)
GC Column: CLP-1 ID: 0.53(mm)
% Moisture:
GPC Cleanup:(Y/N) N
Analysis Batch No.: 79056
Units: ng/uL

CAS NO.	COMPOUND NAME	RESULT	Q	LOQ	LOD	DL
72-54-8	4,4'-DDD	0.00543		0.0050	0.0010	0.00096
72-55-9	4,4'-DDE	0.00531		0.0050	0.0010	0.00097
50-29-3	4,4'-DDT	0.00582		0.0050	0.0030	0.0016
309-00-2	Aldrin	0.00506		0.0050	0.0010	0.00082
319-84-6	alpha-BHC	0.00458	J	0.0050	0.0010	0.00070
5103-71-9	alpha-Chlordane	0.00564		0.0050	0.0010	0.0014
319-85-7	beta-BHC	0.00563		0.0050	0.0010	0.00084
319-86-8	delta-BHC	0.00491	J	0.0050	0.0010	0.00087
60-57-1	Dieldrin	0.00550		0.0050	0.0010	0.00075
959-98-8	Endosulfan I	0.00566		0.0050	0.0010	0.0013
33213-65-9	Endosulfan II	0.00569		0.0050	0.0010	0.0012
1031-07-8	Endosulfan sulfate	0.00604		0.0050	0.0010	0.0011
72-20-8	Endrin	0.00566		0.0050	0.0010	0.0011
7421-93-4	Endrin aldehyde	0.00601		0.0050	0.0010	0.0011
53494-70-5	Endrin ketone	0.00600		0.0050	0.0010	0.00078
58-89-9	gamma-BHC (Lindane)	0.00474	J	0.0050	0.0010	0.00064
5103-74-2	gamma-Chlordane	0.00543		0.0050	0.0010	0.0012
76-44-8	Heptachlor	0.00535		0.0050	0.0010	0.00080
1024-57-3	Heptachlor epoxide	0.00546		0.0050	0.0010	0.00071
72-43-5	Methoxychlor	0.00695	J ^	0.010	0.0030	0.0032
8001-35-2	Toxaphene	0.050	U	0.20	0.050	0.032

TestAmerica Canton
Target Compound Quantitation Report

Data File:	\\NCChrom\ChromData\A2HP3\20130321-18156.b\P3032115.D		
Lims ID:	MRL	Client ID:	
Inject. Date:	21-Mar-2013 19:17:10	Dil. Factor:	1.0000
Sample Type:	MRL		
Sample ID:	240-0018156-015		
Misc. Info.:			
Operator:	093905	Instrument ID:	A2HP3
Injection Vol:	1.0 ul	ALS Bottle#:	15
Lims Batch ID:	79056	Lims Sample ID:	15
Detector 1 :	GC ECD1A		
Detector 2 :	GC ecd2b		

Method:	\\NCChrom\ChromData\A2HP3\20130321-18156.b\PEST3.m		
Last Update:	22-Mar-2013 07:47:11	Calib Date:	18-Mar-2013 13:40:37
Quant Method:	External Standard	Quant By:	Initial Calibration
Last ICal File:	\\NCChrom\ChromData\A2HP3\20130318-18048.b\P3031810.D		
Limit Group:	GC 8081 D0D ICAL		
Integrator:	Falcon		
Column Type:		Column Dia:	
Process Host:	XAWRK006		

First Level Reviewer: vandorenc Date: 22-Mar-2013 07:13:52

Det	Sig	RT	EXP RT	DLT RT	Response	On-Col Amt ng/ul	Ratio Range	Ratio	Flags
$ 29 Tetrachloro-m-xylene									
1	100		3.562						
2	100		4.181						
24 Hexachlorobenzene									
1	100		4.037						
2	100		4.819						
5 alpha-BHC									
1	100	4.252	4.253	-0.001	7437808	0.004581			
2	100	5.070	5.071	-0.001	3545112	0.004605			
						RPD = 0.52			
20 gamma-BHC (Lindane)									
1	100	4.640	4.640	0.000	6898472	0.004741			
2	100	5.691	5.691	0.000	3347315	0.004944			
						RPD = 4.20			
7 beta-BHC									
1	100	4.775	4.775	0.000	3479510	0.005626			
2	100	5.886	5.887	-0.001	1760099	0.005952			
						RPD = 5.64			
11 delta-BHC									
1	100	4.995	4.996	-0.001	7268362	0.004910			
2	100	6.510	6.512	-0.002	3549264	0.005102			
						RPD = 3.83			

Det	Sig	RT	EXP RT	DLT RT	Response	On-Col Amt ng/ul	Ratio Range	Ratio	Flags
8 Chlordane (technical)									
1	100		5.171						
1	2		6.057						
1	3		7.345						
1	4		7.683						
2	100		6.254						
2	2		7.884						
2	3		9.213						
2	4		9.513						
22 Heptachlor									
1	100	5.289	5.289	0.000	6896119	0.005354			
2	100	6.580	6.582	-0.002	3084879	0.005292			
						RPD = 1.17			
4 Aldrin									
1	100	5.755	5.756	-0.001	6884005	0.005062			
2	100	7.380	7.382	-0.002	3400636	0.005105			
						RPD = 0.86			
12 Diallate									
1	100		5.769						
1	2		0.0						
2	100		0.0						
2	2		6.690						
25 Isodrin									
1	100		6.367						
2	100		8.367						
23 Heptachlor epoxide									
1	100	7.029	7.029	0.000	6713967	0.005459			
2	100	8.823	8.822	0.001	3183494	0.005476			
						RPD = 0.32			
21 gamma-Chlordane									
1	100	7.343	7.347	-0.004	6866008	0.005434			
2	100	9.214	9.215	-0.001	3195449	0.005447			
						RPD = 0.24			
6 alpha-Chlordane									
1	100	7.686	7.688	-0.002	7277940	0.005643			
2	100	9.515	9.514	0.001	3292227	0.005394			
						RPD = 4.51			
14 Endosulfan I									
1	100	7.958	7.958	0.000	6520996	0.005657			
2	100	9.581	9.582	-0.001	2958655	0.005568			
						RPD = 1.59			
2 4,4'-DDE									
1	100	8.051	8.052	-0.001	6725214	0.005310			
2	100	9.945	9.945	0.000	3073940	0.005040			
						RPD = 5.21			
28 Mirex									
1	100		8.279						
2	100		9.197						

Det	Sig	RT	EXP RT	DLT RT	Response	On-Col Amt ng/ul	Ratio Range	Ratio	Flags
13 Dieldrin									
1	100	8.508	8.508	0.000	6982644	0.005505			
2	100	10.097	10.097	0.000	3139066	0.005281			
						RPD = 4.15			
17 Endrin									
1	100	8.960	8.960	0.000	6724911	0.005655			
2	100	10.613	10.613	0.000	3010069	0.005618			
						RPD = 0.66			
26 Kepone									
1	100		9.025						
2	100		10.764						
1 4,4'-DDD									
1	100	9.316	9.315	0.001	5268792	0.005430			
2	100	10.937	10.937	0.000	2339742	0.005472			
						RPD = 0.78			
15 Endosulfan II									
1	100	9.406	9.405	0.001	6226175	0.005688			
2	100	10.981	10.980	0.001	2937039	0.006050			
						RPD = 6.16			
3 4,4'-DDT									
1	100	9.831	9.832	-0.001	5366413	0.005819			
2	100	11.417	11.417	0.000	2269129	0.005737			
						RPD = 1.43			
18 Endrin aldehyde									
1	100	10.200	10.197	0.003	5291463	0.006008			
2	100	11.539	11.539	0.000	2442614	0.006183			
						RPD = 2.86			
30 Toxaphene									1
1	1		10.385						
1	2		10.726						
1	3		10.875						
1	4		11.292						
1	5		11.560						
2	100		10.536						
2	2		11.124						
2	3		11.542						
2	4		12.283						
2	5		12.842						
27 Methoxychlor									
1	100	10.778	10.777	0.001	3205141	0.006946			
2	100	12.493	12.492	0.001	1286118	0.006446			
						RPD = 7.47			
9 Chlorobenzilate									
1	100		10.876						
2	100		11.728						
16 Endosulfan sulfate									
1	100	10.920	10.920	0.000	5921434	0.006036			
2	100	11.955	11.956	-0.001	2761876	0.006245			
						RPD = 3.41			

Det	Sig	RT	EXP RT	DLT RT	Response	On-Col Amt ng/ul	Ratio Range	Ratio	Flags
19 Endrin ketone									
1	100	11.320	11.319	0.001	6866038	0.005998			
2	100	12.705	12.707	-0.002	3131359	0.006244			
						RPD = 4.00			
$ 10 DCB Decachlorobiphenyl									
1	100		12.928						
2	100		14.422						

QC Flag Legend

Processing Flags
1 - Missing Peaks

Report Date: 22-Mar-2013 07:47:13 Chrom Revision: 2.0 01-Feb-2013 10:03:10

TestAmerica Canton

Data File:	\\NCChrom\ChromData\A2HP3\20130321-18156.b\P3032115.D		
Injection Date:	21-Mar-2013 19:17:10	Limit Group:	GC 8081 D0D ICAL
Client ID:		Instrument ID:	A2HP3
Lims Batch ID:	79056	Lims Sample ID:	15
Operator ID:	093905	Injection Vol:	1.0 ul
Column Type:		Column Dia:	

Y Scaling: Method Defined: Set to Absolute Y Value

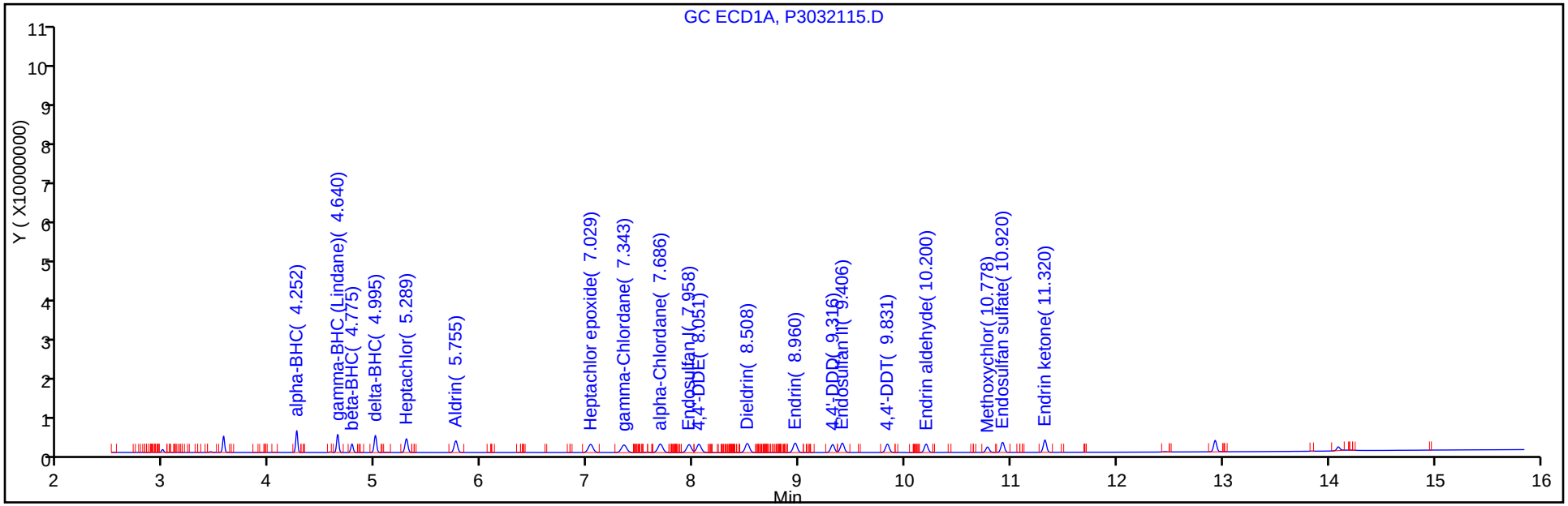

Y Scaling: Method Defined: Set to Absolute Y Value

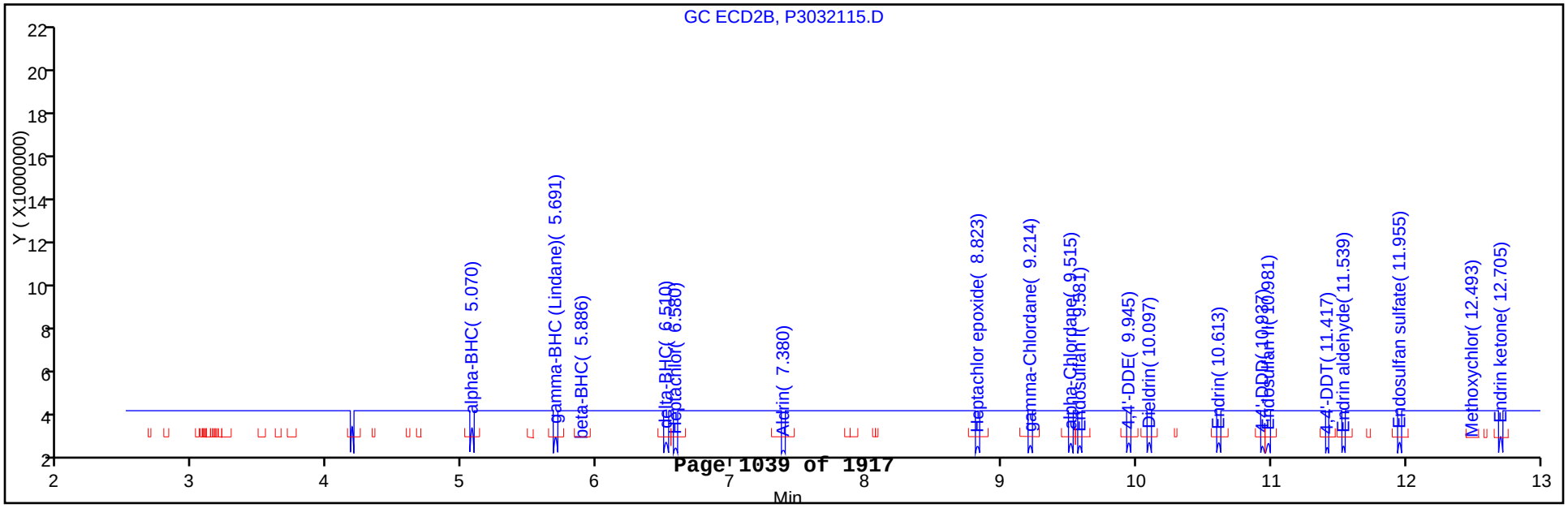

FORM I
GC SEMI VOA ORGANICS ANALYSIS DATA SHEET

Lab Name: TestAmerica Canton | Job No.: 240-21987-1

SDG No.:

Client Sample ID: | Lab Sample ID: MRL 240-79056/15

Matrix: Water | Lab File ID: P3032115.D

Analysis Method: 8081/DOD | Date Collected:

Extraction Method: | Date Extracted:

Sample wt/vol: 1(mL) | Date Analyzed: 03/21/2013 19:17

Con. Extract Vol.: | Dilution Factor: 1

Injection Volume: 1(uL) | GC Column: CLP-2 ID: 0.53(mm)

% Moisture: | GPC Cleanup:(Y/N) N

Analysis Batch No.: 79056 | Units: ng/uL

CAS NO.	COMPOUND NAME	RESULT	Q	LOQ	LOD	DL
72-54-8	4,4'-DDD	0.00547		0.0050	0.0010	0.00096
72-55-9	4,4'-DDE	0.00504		0.0050	0.0010	0.00097
50-29-3	4,4'-DDT	0.00574		0.0050	0.0030	0.0016
309-00-2	Aldrin	0.00511		0.0050	0.0010	0.00082
319-84-6	alpha-BHC	0.00460	J	0.0050	0.0010	0.00070
5103-71-9	alpha-Chlordane	0.00539		0.0050	0.0010	0.0014
319-85-7	beta-BHC	0.00595		0.0050	0.0010	0.00084
319-86-8	delta-BHC	0.00510		0.0050	0.0010	0.00087
60-57-1	Dieldrin	0.00528		0.0050	0.0010	0.00075
959-98-8	Endosulfan I	0.00557		0.0050	0.0010	0.0013
33213-65-9	Endosulfan II	0.00605		0.0050	0.0010	0.0012
1031-07-8	Endosulfan sulfate	0.00625		0.0050	0.0010	0.0011
72-20-8	Endrin	0.00562		0.0050	0.0010	0.0011
7421-93-4	Endrin aldehyde	0.00618		0.0050	0.0010	0.0011
53494-70-5	Endrin ketone	0.00624		0.0050	0.0010	0.00078
58-89-9	gamma-BHC (Lindane)	0.00494	J	0.0050	0.0010	0.00064
5103-74-2	gamma-Chlordane	0.00545		0.0050	0.0010	0.0012
76-44-8	Heptachlor	0.00529		0.0050	0.0010	0.00080
1024-57-3	Heptachlor epoxide	0.00548		0.0050	0.0010	0.00071
72-43-5	Methoxychlor	0.00645	J	0.010	0.0030	0.0032
8001-35-2	Toxaphene	0.050	U	0.20	0.050	0.032

TestAmerica Canton
Target Compound Quantitation Report

Data File:	\\NCChrom\ChromData\A2HP3\20130321-18156.b\P3032115.D		
Lims ID:	MRL	Client ID:	
Inject. Date:	21-Mar-2013 19:17:10	Dil. Factor:	1.0000
Sample Type:	MRL		
Sample ID:	240-0018156-015		
Misc. Info.:			
Operator:	093905	Instrument ID:	A2HP3
Injection Vol:	1.0 ul	ALS Bottle#:	15
Lims Batch ID:	79056	Lims Sample ID:	15
Detector 1 :	GC ECD1A		
Detector 2 :	GC ecd2b		

Method:	\\NCChrom\ChromData\A2HP3\20130321-18156.b\PEST3.m		
Last Update:	22-Mar-2013 07:47:11	Calib Date:	18-Mar-2013 13:40:37
Quant Method:	External Standard	Quant By:	Initial Calibration
Last ICal File:	\\NCChrom\ChromData\A2HP3\20130318-18048.b\P3031810.D		
Limit Group:	GC 8081 D0D ICAL		
Integrator:	Falcon		
Column Type:		Column Dia:	
Process Host:	XAWRK006		

First Level Reviewer: vandorenc Date: 22-Mar-2013 07:13:52

Det	Sig	RT	EXP RT	DLT RT	Response	On-Col Amt ng/ul	Ratio Range	Ratio	Flags
$ 29 Tetrachloro-m-xylene									
1	100		3.562						
2	100		4.181						
24 Hexachlorobenzene									
1	100		4.037						
2	100		4.819						
5 alpha-BHC									
1	100	4.252	4.253	-0.001	7437808	0.004581			
2	100	5.070	5.071	-0.001	3545112	0.004605			
						RPD = 0.52			
20 gamma-BHC (Lindane)									
1	100	4.640	4.640	0.000	6898472	0.004741			
2	100	5.691	5.691	0.000	3347315	0.004944			
						RPD = 4.20			
7 beta-BHC									
1	100	4.775	4.775	0.000	3479510	0.005626			
2	100	5.886	5.887	-0.001	1760099	0.005952			
						RPD = 5.64			
11 delta-BHC									
1	100	4.995	4.996	-0.001	7268362	0.004910			
2	100	6.510	6.512	-0.002	3549264	0.005102			
						RPD = 3.83			

Det	Sig	RT	EXP RT	DLT RT	Response	On-Col Amt ng/ul	Ratio Range	Ratio	Flags
8 Chlordane (technical)									
1	100		5.171						
1	2		6.057						
1	3		7.345						
1	4		7.683						
2	100		6.254						
2	2		7.884						
2	3		9.213						
2	4		9.513						
22 Heptachlor									
1	100	5.289	5.289	0.000	6896119	0.005354			
2	100	6.580	6.582	-0.002	3084879	0.005292			
						RPD = 1.17			
4 Aldrin									
1	100	5.755	5.756	-0.001	6884005	0.005062			
2	100	7.380	7.382	-0.002	3400636	0.005105			
						RPD = 0.86			
12 Diallate									
1	100		5.769						
1	2		0.0						
2	100		0.0						
2	2		6.690						
25 Isodrin									
1	100		6.367						
2	100		8.367						
23 Heptachlor epoxide									
1	100	7.029	7.029	0.000	6713967	0.005459			
2	100	8.823	8.822	0.001	3183494	0.005476			
						RPD = 0.32			
21 gamma-Chlordane									
1	100	7.343	7.347	-0.004	6866008	0.005434			
2	100	9.214	9.215	-0.001	3195449	0.005447			
						RPD = 0.24			
6 alpha-Chlordane									
1	100	7.686	7.688	-0.002	7277940	0.005643			
2	100	9.515	9.514	0.001	3292227	0.005394			
						RPD = 4.51			
14 Endosulfan I									
1	100	7.958	7.958	0.000	6520996	0.005657			
2	100	9.581	9.582	-0.001	2958655	0.005568			
						RPD = 1.59			
2 4,4'-DDE									
1	100	8.051	8.052	-0.001	6725214	0.005310			
2	100	9.945	9.945	0.000	3073940	0.005040			
						RPD = 5.21			
28 Mirex									
1	100		8.279						
2	100		9.197						

Det	Sig	RT	EXP RT	DLT RT	Response	On-Col Amt ng/ul	Ratio Range	Ratio	Flags
13 Dieldrin									
1	100	8.508	8.508	0.000	6982644	0.005505			
2	100	10.097	10.097	0.000	3139066	0.005281			
						RPD = 4.15			
17 Endrin									
1	100	8.960	8.960	0.000	6724911	0.005655			
2	100	10.613	10.613	0.000	3010069	0.005618			
						RPD = 0.66			
26 Kepone									
1	100		9.025						
2	100		10.764						
1 4,4'-DDD									
1	100	9.316	9.315	0.001	5268792	0.005430			
2	100	10.937	10.937	0.000	2339742	0.005472			
						RPD = 0.78			
15 Endosulfan II									
1	100	9.406	9.405	0.001	6226175	0.005688			
2	100	10.981	10.980	0.001	2937039	0.006050			
						RPD = 6.16			
3 4,4'-DDT									
1	100	9.831	9.832	-0.001	5366413	0.005819			
2	100	11.417	11.417	0.000	2269129	0.005737			
						RPD = 1.43			
18 Endrin aldehyde									
1	100	10.200	10.197	0.003	5291463	0.006008			
2	100	11.539	11.539	0.000	2442614	0.006183			
						RPD = 2.86			
30 Toxaphene									1
1	1		10.385						
1	2		10.726						
1	3		10.875						
1	4		11.292						
1	5		11.560						
2	100		10.536						
2	2		11.124						
2	3		11.542						
2	4		12.283						
2	5		12.842						
27 Methoxychlor									
1	100	10.778	10.777	0.001	3205141	0.006946			
2	100	12.493	12.492	0.001	1286118	0.006446			
						RPD = 7.47			
9 Chlorobenzilate									
1	100		10.876						
2	100		11.728						
16 Endosulfan sulfate									
1	100	10.920	10.920	0.000	5921434	0.006036			
2	100	11.955	11.956	-0.001	2761876	0.006245			
						RPD = 3.41			

Det	Sig	RT	EXP RT	DLT RT	Response	On-Col Amt ng/ul	Ratio Range	Ratio	Flags
19 Endrin ketone									
1	100	11.320	11.319	0.001	6866038	0.005998			
2	100	12.705	12.707	-0.002	3131359	0.006244			
						RPD = 4.00			
$ 10 DCB Decachlorobiphenyl									
1	100		12.928						
2	100		14.422						

QC Flag Legend

Processing Flags
1 - Missing Peaks

Report Date: 22-Mar-2013 07:47:13 Chrom Revision: 2.0 01-Feb-2013 10:03:10

TestAmerica Canton

Data File:	\\NCChrom\ChromData\A2HP3\20130321-18156.b\P3032115.D		
Injection Date:	21-Mar-2013 19:17:10	Limit Group:	GC 8081 D0D ICAL
Client ID:		Instrument ID:	A2HP3
Lims Batch ID:	79056	Lims Sample ID:	15
Operator ID:	093905	Injection Vol:	1.0 ul
Column Type:		Column Dia:	

Y Scaling: Method Defined: Set to Absolute Y Value

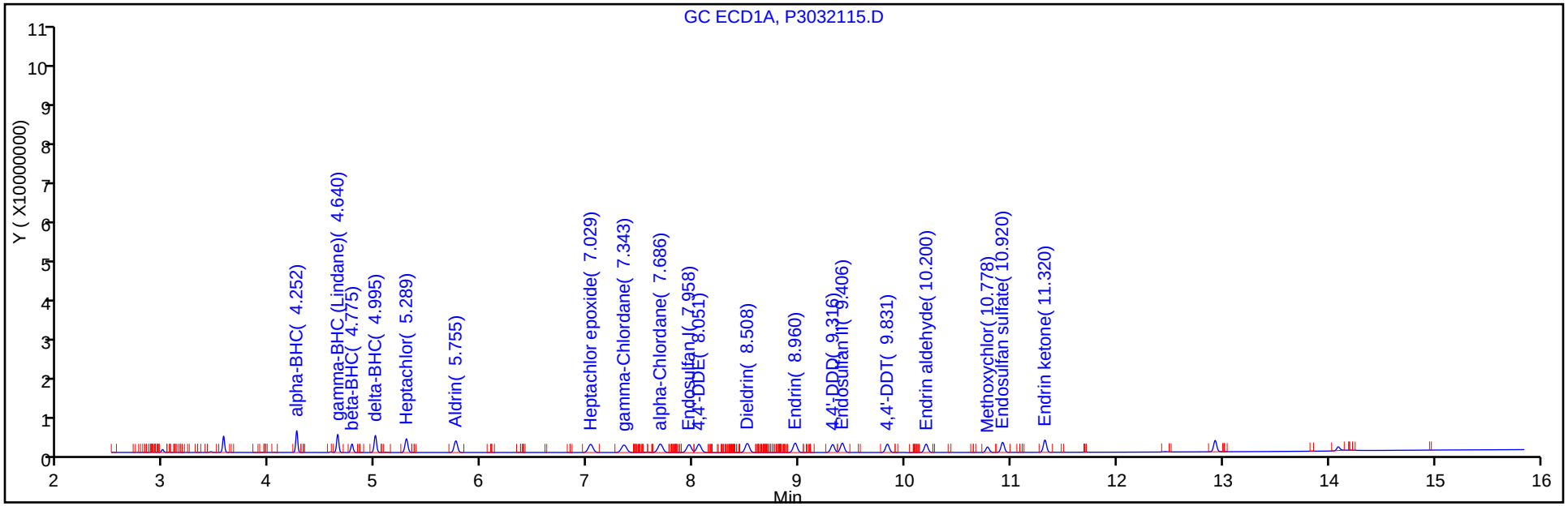

Y Scaling: Method Defined: Set to Absolute Y Value

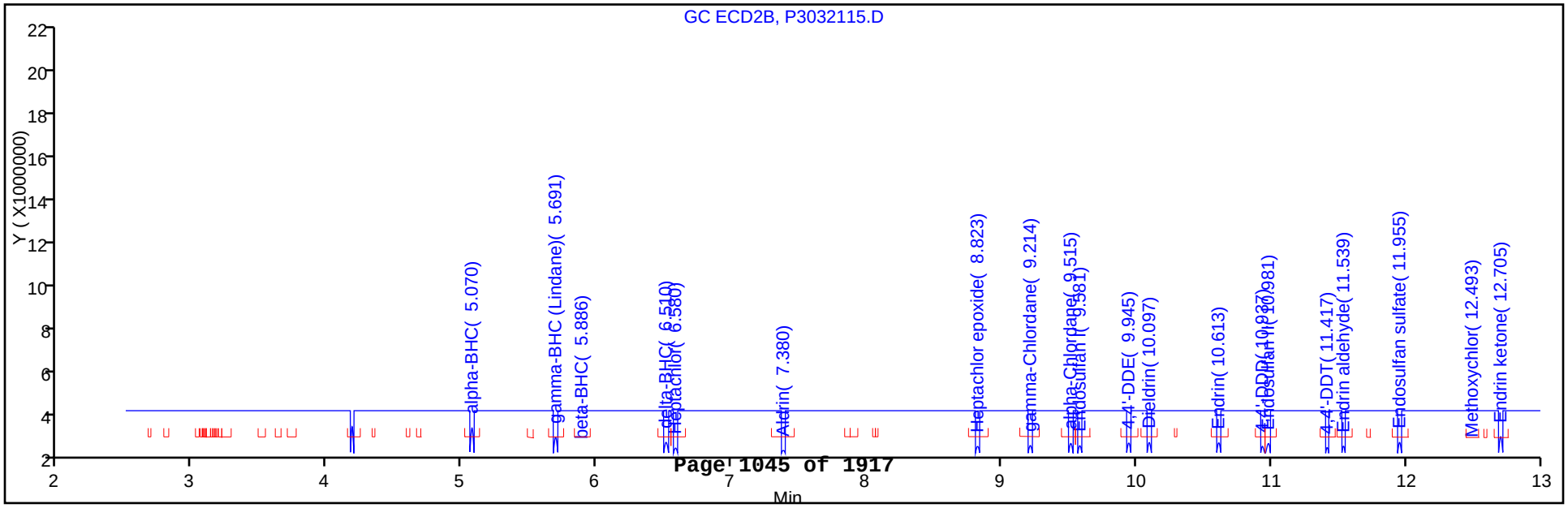

GC SEMI VOA ANALYSIS RUN LOG

Lab Name: TestAmerica Canton Job No.: 240-21987-1

SDG No.:

Instrument ID: A2HP3 Start Date: 03/14/2013 14:00

Analysis Batch Number: 78295 End Date: 03/14/2013 20:40

LAB SAMPLE ID	CLIENT SAMPLE ID	DATE ANALYZED	DILUTION FACTOR	LAB FILE ID	COLUMN ID
PEM 240-78295/12		03/14/2013 14:00	1		CLP-1 0.53(mm)
PEM 240-78295/12		03/14/2013 14:00	1		CLP-2 0.53(mm)
STD 240-78295/13 IC		03/14/2013 14:20	1	P3031413.D	CLP-1 0.53(mm)
STD 240-78295/13 IC		03/14/2013 14:20	1	P3031413.D	CLP-2 0.53(mm)
STD 240-78295/14 IC		03/14/2013 14:40	1	P3031414.D	CLP-1 0.53(mm)
STD 240-78295/14 IC		03/14/2013 14:40	1	P3031414.D	CLP-2 0.53(mm)
STD 240-78295/15 ICRT		03/14/2013 15:00	1	P3031415.D	CLP-1 0.53(mm)
STD 240-78295/15 ICRT		03/14/2013 15:00	1	P3031415.D	CLP-2 0.53(mm)
STD 240-78295/16 IC		03/14/2013 15:20	1	P3031416.D	CLP-1 0.53(mm)
STD 240-78295/16 IC		03/14/2013 15:20	1	P3031416.D	CLP-2 0.53(mm)
STD 240-78295/17 IC		03/14/2013 15:40	1	P3031417.D	CLP-1 0.53(mm)
STD 240-78295/17 IC		03/14/2013 15:40	1	P3031417.D	CLP-2 0.53(mm)
STD 240-78295/18 IC		03/14/2013 16:00	1	P3031418.D	CLP-1 0.53(mm)
STD 240-78295/18 IC		03/14/2013 16:00	1	P3031418.D	CLP-2 0.53(mm)
ICV 240-78295/19		03/14/2013 16:20	1	P3031419.D	CLP-1 0.53(mm)
ICV 240-78295/19		03/14/2013 16:20	1	P3031419.D	CLP-2 0.53(mm)
STD 240-78295/20 IC		03/14/2013 16:40	1	P3031420.D	CLP-1 0.53(mm)
STD 240-78295/20 IC		03/14/2013 16:40	1	P3031420.D	CLP-2 0.53(mm)
STD 240-78295/21 IC		03/14/2013 17:00	1	P3031421.D	CLP-1 0.53(mm)
STD 240-78295/21 IC		03/14/2013 17:00	1	P3031421.D	CLP-2 0.53(mm)
STD 240-78295/22 IC		03/14/2013 17:20	1	P3031422.D	CLP-1 0.53(mm)
STD 240-78295/22 IC		03/14/2013 17:20	1	P3031422.D	CLP-2 0.53(mm)
STD 240-78295/23 IC		03/14/2013 17:40	1	P3031423.D	CLP-1 0.53(mm)
STD 240-78295/23 IC		03/14/2013 17:40	1	P3031423.D	CLP-2 0.53(mm)
STD 240-78295/24 IC		03/14/2013 18:00	1	P3031424.D	CLP-1 0.53(mm)
STD 240-78295/24 IC		03/14/2013 18:00	1	P3031424.D	CLP-2 0.53(mm)
ICV 240-78295/25		03/14/2013 18:20	1	P3031425.D	CLP-1 0.53(mm)
ICV 240-78295/25		03/14/2013 18:20	1	P3031425.D	CLP-2 0.53(mm)
STD 240-78295/26 IC		03/14/2013 18:40	1		CLP-1 0.53(mm)
STD 240-78295/26 IC		03/14/2013 18:40	1		CLP-2 0.53(mm)
STD 240-78295/27 IC		03/14/2013 19:00	1		CLP-1 0.53(mm)
STD 240-78295/27 IC		03/14/2013 19:00	1		CLP-2 0.53(mm)
STD 240-78295/28 IC		03/14/2013 19:20	1		CLP-1 0.53(mm)
STD 240-78295/28 IC		03/14/2013 19:20	1		CLP-2 0.53(mm)
STD 240-78295/29 IC		03/14/2013 19:40	1		CLP-1 0.53(mm)
STD 240-78295/29 IC		03/14/2013 19:40	1		CLP-2 0.53(mm)
STD 240-78295/30 IC		03/14/2013 20:00	1		CLP-1 0.53(mm)
STD 240-78295/30 IC		03/14/2013 20:00	1		CLP-2 0.53(mm)
ICV 240-78295/31		03/14/2013 20:20	1		CLP-1 0.53(mm)
ICV 240-78295/31		03/14/2013 20:20	1		CLP-2 0.53(mm)
PEM 240-78295/32		03/14/2013 20:40	1		CLP-1 0.53(mm)
PEM 240-78295/32		03/14/2013 20:40	1		CLP-2 0.53(mm)

8081/DOD

GC SEMI VOA ANALYSIS RUN LOG

Lab Name: TestAmerica Canton Job No.: 240-21987-1

SDG No.:

Instrument ID: A2HP3 Start Date: 03/21/2013 15:36

Analysis Batch Number: 79056 End Date: 03/21/2013 19:17

LAB SAMPLE ID	CLIENT SAMPLE ID	DATE ANALYZED	DILUTION FACTOR	LAB FILE ID	COLUMN ID
PEM 240-79056/4		03/21/2013 15:36	1	P3032104.D	CLP-1 0.53(mm)
PEM 240-79056/4		03/21/2013 15:36	1	P3032104.D	CLP-2 0.53(mm)
CCV 240-79056/5 CCVRT		03/21/2013 15:56	1	P3032105.D	CLP-1 0.53(mm)
CCV 240-79056/5 CCVRT		03/21/2013 15:56	1	P3032105.D	CLP-2 0.53(mm)
CCV 240-79056/6		03/21/2013 16:16	1	P3032106.D	CLP-1 0.53(mm)
CCV 240-79056/6		03/21/2013 16:16	1	P3032106.D	CLP-2 0.53(mm)
MRL 240-79056/8		03/21/2013 16:56	1	P3032108.D	CLP-1 0.53(mm)
MRL 240-79056/8		03/21/2013 16:56	1	P3032108.D	CLP-2 0.53(mm)
LCS 240-78726/3-A		03/21/2013 17:16	1	P3032109.D	CLP-1 0.53(mm)
LCS 240-78726/3-A		03/21/2013 17:16	1	P3032109.D	CLP-2 0.53(mm)
240-21987-1	079-0007-0001-SOURCEW ATER	03/21/2013 17:36	1	P3032110.D	CLP-1 0.53(mm)
240-21987-1	079-0007-0001-SOURCEW ATER	03/21/2013 17:36	1	P3032110.D	CLP-2 0.53(mm)
MB 240-78726/2-A		03/21/2013 17:56	1	P3032111.D	CLP-1 0.53(mm)
MB 240-78726/2-A		03/21/2013 17:56	1	P3032111.D	CLP-2 0.53(mm)
CCV 240-79056/12		03/21/2013 18:16	1	P3032112.D	CLP-1 0.53(mm)
CCV 240-79056/12		03/21/2013 18:16	1	P3032112.D	CLP-2 0.53(mm)
CCV 240-79056/14		03/21/2013 18:57	1	P3032114.D	CLP-1 0.53(mm)
CCV 240-79056/14		03/21/2013 18:57	1	P3032114.D	CLP-2 0.53(mm)
MRL 240-79056/15		03/21/2013 19:17	1	P3032115.D	CLP-1 0.53(mm)
MRL 240-79056/15		03/21/2013 19:17	1	P3032115.D	CLP-2 0.53(mm)

8081/DOD

GC SEMI VOA BATCH WORKSHEET

Lab Name: TestAmerica Canton Job No.: 240-21987-1

SDG No.:

Batch Number: 78726 Batch Start Date: 03/19/13 12:00 Batch Analyst: Mills, Lisa

Batch Method: 3520C Batch End Date: 03/20/13 06:00

Lab Sample ID	Client Sample ID	Method Chain	Basis	InitialAmount	FinalAmount	ReceivedpH	EX2/.2SURRW 00022	EXPSTNPDESSPW 00012	AnalysisComment
240-21987-N-1	079-0007-0001-SO URCEWATER	3520C, 8081/DOD	T	1000 mL	5.0 mL	7	1 mL		ASSOC W/ 78721
MB 240-78726/2		3520C, 8081/DOD		1000 mL	5.0 mL	7	1 mL		ASSOC W/ 78721
LCS 240-78726/3		3520C, 8081/DOD		1000 mL	5.0 mL	7	1 mL	0.5 mL	

Batch Notes	
Exchange Solvent Lot #	804970
Na2SO4 Lot Number	857428
Prep Solvent Lot #	883350

Basis	Basis Description
T	Total/NA

The pound sign (#) in the amount added field denotes that the reagent was used undiluted. All calculations are performed using the stated concentration for this reagent.

Method 8082 DOD

Polychlorinated Biphenyls (PCBs) by Gas Chromatography by Method 8082/DOD

FORM II
PCBS SURROGATE RECOVERY

Lab Name: TestAmerica Canton Job No.: 240-21987-1

SDG No.:

Matrix: Water Level: Low

GC Column (1): CLP-2 ID: 0.53 (mm) GC Column (2): CLP-1 ID: 0.53 (mm)

Client Sample ID	Lab Sample ID	TCX1 #	TCX2 #	DCB1 #	DCB2 #
079-0007-0001-SOUR CEWATER	240-21987-1	97	80	80	71
	MB 240-78721/17-A	88	74	75	77
	LCS 240-78721/18-A	88	73	87	79

	QC LIMITS
TCX = Tetrachloro-m-xylene	40-140
DCB = DCB Decachlorobiphenyl	40-135

Column to be used to flag recovery values

FORM II 8082/DOD

FORM II
PCBS SURROGATE RECOVERY

Lab Name: TestAmerica Canton Job No.: 240-21987-1

SDG No.:

Matrix: Water Level: Low

GC Column (1): CLP-2 ID: 0.53 (mm) GC Column (2): CLP-1 ID: 0.53 (mm)

Client Sample ID	Lab Sample ID	TCX1 #	TCX2 #	DCB1 #	DCB2 #
	MRL 240-79577/4		119		116
	MRL 240-79577/31	136	112	132	120

	QC LIMITS
TCX = Tetrachloro-m-xylene	50-150
DCB = DCB Decachlorobiphenyl	50-150

Column to be used to flag recovery values

FORM II 8082/DOD

FORM III
PCBS LAB CONTROL SAMPLE RECOVERY

Lab Name: TestAmerica Canton Job No.: 240-21987-1

SDG No.:

Matrix: Water Level: Low Lab File ID: P4000029.D

Lab ID: LCS 240-78721/18-A Client ID:

COMPOUND	SPIKE ADDED (ug/L)	LCS CONCENTRATION (ug/L)	LCS % REC	QC LIMITS REC	#
Aroclor-1016	5.00	4.44	89	25-145	
Aroclor-1260	5.00	4.51	90	30-145	

Column to be used to flag recovery and RPD values

FORM III 8082/DOD

FORM III
PCBS METHOD REPORTING LIMIT CHECK RECOVERY

Lab Name: TestAmerica Canton Job No.: 240-21987-1

SDG No.:

Matrix: Water Level: Low Lab File ID: P4000004.D

Lab ID: MRL 240-79577/4 Client ID:

COMPOUND	SPIKE ADDED (ng/uL)	MRL CONCENTRATION (ng/uL)	MRL % REC	QC LIMITS REC	#
Aroclor-1016	0.0500	0.0545	109	70-130	
Aroclor-1260	0.0500	0.0545	109	70-130	

Column to be used to flag recovery and RPD values

FORM III 8082/DOD

FORM III
PCBS METHOD REPORTING LIMIT CHECK RECOVERY

Lab Name: TestAmerica Canton Job No.: 240-21987-1

SDG No.:

Matrix: Water Level: Low Lab File ID: P4000031.D

Lab ID: MRL 240-79577/31 Client ID:

COMPOUND	SPIKE ADDED (ng/uL)	MRL CONCENTRATION (ng/uL)	MRL % REC	QC LIMITS REC	#
Aroclor-1016	0.0500	0.0543	109	70-130	
Aroclor-1016	0.0500	0.0601	120	70-130	
Aroclor-1260	0.0500	0.0536	107	70-130	
Aroclor-1260	0.0500	0.0571	114	70-130	

Column to be used to flag recovery and RPD values

FORM III 8082/DOD

FORM IV
PCBS METHOD BLANK SUMMARY

Lab Name: TestAmerica Canton Job No.: 240-21987-1

SDG No.:

Lab Sample ID: MB 240-78721/17-A

Matrix: Water Date Extracted: 03/19/2013 08:52

Lab File ID:(1) P4000020.D Lab File ID:(2) P4000020.D

Date Analyzed:(1) 03/27/2013 12:28 Date Analyzed:(2) 03/27/2013 12:28

Instrument ID:(1) A2HP4 Instrument ID:(2) A2HP4

GC Column:(1) CLP-2 ID: 0.53(mm) GC Column:(2) CLP-1 ID: 0.53(mm)

THIS METHOD BLANK APPLIES TO THE FOLLOWING SAMPLES:

CLIENT SAMPLE ID	LAB SAMPLE ID	DATE ANALYZED 1	DATE ANALYZED 2
079-0007-0001-SOURCEWATER	240-21987-1	03/27/2013 10:07	03/27/2013 10:07
	LCS 240-78721/18-A	03/27/2013 14:59	03/27/2013 14:59

FORM IV 8082/DOD

FORM VIII
PCBS ANALYTICAL SEQUENCE

Lab Name: TestAmerica Canton Job No.: 240-21987-1

SDG No.:

Sample No.: CCV 240-79577/3 Date Analyzed: 03/27/2013 08:01

Instrument ID: A2HP4 GC Column: CLP-1 ID: 0.53(mm)

Lab File ID (Standard): P4000003.D Heated Purge: (Y/N) N

Calibration ID: 13429

THE ANALYTICAL SEQUENCE OF BLANKS, SAMPLES, STANDARDS, MS/MSDs AND LCSs IS GIVEN BELOW:

				TCX	DCB	
				RT #	RT #	
CONTINUING CALIBRATION SURROGATE				1.26	6.59	
UPPER LIMIT				1.36	6.69	
LOWER LIMIT				1.16	6.49	
LAB SAMPLE ID	CLIENT SAMPLE ID	DATE ANALYZED	LAB FILE ID			
CCV 240-79577/3 CCVRT		03/27/2013 08:01	P4000003.D	1.26	6.59	
240-21987-1	079-0007-0001-SOURCEW ATER	03/27/2013 10:07	P4000011.D	1.26	6.59	
MB 240-78721/17-A		03/27/2013 12:28	P4000020.D	1.26	6.59	
CCV 240-79577/21		03/27/2013 12:54	P4000021.D	1.26	6.60	
LCS 240-78721/18-A		03/27/2013 14:59	P4000029.D	1.26	6.59	
CCV 240-79577/30		03/27/2013 15:15	P4000030.D	1.26	6.59	

TCX = Tetrachloro-m-xylene
DCB = DCB Decachlorobiphenyl

TCX RT Limit = ± 0.1 minutes of surrogate RT
DCB RT Limit = ± 0.1 minutes of surrogate RT

Column used to flag values outside QC limits

FORM VIII 8082/DOD

FORM VIII
PCBS ANALYTICAL SEQUENCE

Lab Name: TestAmerica Canton Job No.: 240-21987-1

SDG No.:

Sample No.: CCV 240-79577/3 Date Analyzed: 03/27/2013 08:01

Instrument ID: A2HP4 GC Column: CLP-2 ID: 0.53(mm)

Lab File ID (Standard): P4000003.D Heated Purge: (Y/N) N

Calibration ID: 13430

THE ANALYTICAL SEQUENCE OF BLANKS, SAMPLES, STANDARDS, MS/MSDs AND LCSs IS GIVEN BELOW:

				TCX	DCB	
				RT #	RT #	
CONTINUING CALIBRATION SURROGATE				1.66	7.81	
UPPER LIMIT				1.76	7.91	
LOWER LIMIT				1.56	7.71	
LAB SAMPLE ID	CLIENT SAMPLE ID	DATE ANALYZED	LAB FILE ID			
CCV 240-79577/3 CCVRT		03/27/2013 08:01	P4000003.D	1.66	7.81	
240-21987-1	079-0007-0001-SOURCEW ATER	03/27/2013 10:07	P4000011.D	1.67	7.81	
MB 240-78721/17-A		03/27/2013 12:28	P4000020.D	1.67	7.82	
CCV 240-79577/21		03/27/2013 12:54	P4000021.D	1.66	7.82	
LCS 240-78721/18-A		03/27/2013 14:59	P4000029.D	1.67	7.81	
CCV 240-79577/30		03/27/2013 15:15	P4000030.D	1.66	7.81	

TCX = Tetrachloro-m-xylene
DCB = DCB Decachlorobiphenyl

TCX RT Limit = ± 0.1 minutes of surrogate RT
DCB RT Limit = ± 0.1 minutes of surrogate RT

Column used to flag values outside QC limits

FORM VIII 8082/DOD

FORM X
IDENTIFICATION SUMMARY

Lab Name: TestAmerica Canton Job No.: 240-21987-1

SDG No.:

Client Sample ID: Lab Sample ID: LCS 240-78721/18-A

Instrument ID (1): A2HP4 Instrument ID (2): A2HP4

Date Analyzed (1): 03/27/2013 14:59 Date Analyzed (2): 03/27/2013 14:59

GC Column (1): CLP-2 ID: 0.53(mm) GC Column (2): CLP-1 ID: 0.53(mm)

ANALYTE	COL	PEAK	RT	RT WINDOW		CONCENTRATION		RPD
				FROM	TO	PEAK	MEAN	
Aroclor-1016	1	1	2.12	2.02	2.22	4.63	4.91	10.1
		2	2.52	2.42	2.62	4.68		
		3	2.97	2.87	3.07	5.63		
		4	3.11	3.01	3.21	4.74		
		5	3.21	3.11	3.31	4.88		
	2	1	1.53	1.43	1.63	3.57	4.44	
		2	1.81	1.71	1.91	4.21		
		3	2.20	2.10	2.30	5.42		
		4	2.32	2.22	2.42	4.95		
		5	2.69	2.60	2.80	4.06		
Aroclor-1260	1	1	4.92	4.82	5.02	4.81	5.08	12.0
		2	5.15	5.05	5.25	5.07		
		3	5.51	5.41	5.61	5.08		
		4	6.20	6.10	6.30	5.29		
		5	6.58	6.48	6.68	5.16		
	2	1	3.89	3.80	4.00	4.16	4.51	
		2	4.17	4.08	4.28	4.35		
		3	4.45	4.36	4.56	4.51		
		4	5.15	5.06	5.26	4.66		
		5	5.44	5.34	5.54	4.86		

FORM I
PCBS ORGANICS ANALYSIS DATA SHEET

Lab Name: TestAmerica Canton | Job No.: 240-21987-1

SDG No.:

Client Sample ID: 079-0007-0001-SOURCEWATER | Lab Sample ID: 240-21987-1

Matrix: Water | Lab File ID: P4000011.D

Analysis Method: 8082/DOD | Date Collected: 03/14/2013 12:00

Extraction Method: 3520C | Date Extracted: 03/19/2013 08:52

Sample wt/vol: 1000(mL) | Date Analyzed: 03/27/2013 10:07

Con. Extract Vol.: 5.0(mL) | Dilution Factor: 1

Injection Volume: 1(uL) | GC Column: CLP-1 ID: 0.53(mm)

% Moisture: | GPC Cleanup:(Y/N) N

Analysis Batch No.: 79577 | Units: ug/L

CAS NO.	COMPOUND NAME	RESULT	Q	LOQ	LOD	DL
11104-28-2	Aroclor-1221	0.20	U	0.50	0.20	0.13
12674-11-2	Aroclor-1016	0.20	U	0.50	0.20	0.17
11141-16-5	Aroclor-1232	0.20	U	0.50	0.20	0.16
53469-21-9	Aroclor-1242	0.40	U	0.50	0.40	0.22
12672-29-6	Aroclor-1248	0.20	U	0.50	0.20	0.10
11097-69-1	Aroclor-1254	0.20	U	0.50	0.20	0.16
11096-82-5	Aroclor-1260	0.20	U	0.50	0.20	0.17

CAS NO.	SURROGATE	%REC	Q	LIMITS
877-09-8	Tetrachloro-m-xylene	80		40-140
2051-24-3	DCB Decachlorobiphenyl	71		40-135

TestAmerica Canton
Target Compound Quantitation Report

Data File:	\\Ncchrom\ChromData\A2HP4\20130327-18292.b\P4000011.D		
Lims ID:	240-21987-N-1-A	Client ID:	079-0007-0001-SOURCEWATER
Inject. Date:	27-Mar-2013 10:07:23	Dil. Factor:	1.0000
Sample Type:	Client		
Sample ID:	240-0018292-011		
Misc. Info.:			
Operator:		Instrument ID:	A2HP4
Injection Vol:	1.0 uL	ALS Bottle#:	11
Lims Batch ID:	79577	Lims Sample ID:	11
Detector 1 :	GC ECD1A		
Detector 2 :	GC ecd2b		

Method:	\\Ncchrom\ChromData\A2HP4\20130327-18292.b\PCB4.m		
Last Update:	29-Mar-2013 12:29:37	Calib Date:	23-Jan-2013 22:06:47
Quant Method:	External Standard	Quant By:	Initial Calibration
Last ICal File:	\\Ncchrom\ChromData\A2HP4\20130123-16796.b\P4000044.D		
Limit Group:	GC 8082A ICAL		
Integrator:	Falcon		
Column Type:		Column Dia:	
Process Host:	XAWRK024		

First Level Reviewer: hassl Date: 29-Mar-2013 12:29:37

Det	Sig	RT	EXP RT	DLT RT	Response	On-Col Amt ng/ul	Ratio Range	Ratio	Flags
$ 2 Tetrachloro-m-xylene									
1	44	1.262	1.259	0.003	46543883	0.0318			
2	2	1.667	1.662	0.005	44285661	0.0387			
						RPD = 19.41			
3 PCB-1221									
1	2		1.390						
1	3		1.497						
1	4		1.527						
2	4		1.937						
2	5		2.068						
2	6		2.123						
5 PCB-1242									
1	100		1.527						
1	2		1.807						
1	3		2.197						
1	4		2.317						
1	5		2.693						
2	6		2.123						
2	7		2.517						
2	8		2.966						
2	9		3.105						
2	10		3.588						

Det	Sig	RT	EXP RT	DLT RT	Response	On-Col Amt ng/ul	Ratio Range	Ratio	Flags
4 PCB-1232									
1	100		1.527						
1	2		1.808						
1	3		2.197						
1	4		2.316						
1	5		2.694						
2	6		2.123						
2	7		2.517						
2	8		2.967						
2	9		3.105						
2	10		3.714						
6 PCB-1016									
1	100		1.527						
1	2		1.807						
1	3		2.196						
1	4		2.316						
1	5		2.694						
2	6		2.122						
2	7		2.516						
2	8		2.966						
2	9		3.104						
2	10		3.207						
7 PCB-1248									
1	86		1.809						
1	2		2.196						
1	3		2.695						
1	4		3.270						
1	5		3.701						
2	6		2.517						
2	7		2.967						
2	8		3.714						
2	9		3.988						
2	10		4.709						
8 PCB-1254									
1	100		3.316						
1	2		3.701						
1	3		3.982						
1	4		4.172						
1	5		4.454						
2	6		4.234						
2	7		4.709						
2	8		4.953						
2	9		5.313						
2	10		5.516						

Report Date: 29-Mar-2013 12:29:37 Chrom Revision: 2.0 01-Feb-2013 10:03:10
Data File: \\Ncchrom\ChromData\A2HP4\20130327-18292.b\P4000011.D

Det	Sig	RT	EXP RT	DLT RT	Response	On-Col Amt ng/ul	Ratio Range	Ratio	Flags
10 PCB-1260									1
1	100		3.889						
1	2		4.175						
1	3		4.454						
1	4		5.153						
1	5		5.436						
2	6		4.916						
2	7		5.144						
2	8		5.512						
2	9		6.196						
2	10		6.578						
$ 12 DCB Decachlorobiphenyl									
1	100	6.592	6.591	0.001	36299668	0.0283			
2	2	7.813	7.813	0.000	35264934	0.0321			
						RPD = 12.77			

QC Flag Legend

Processing Flags
1 - Missing Peaks

Report Date: 29-Mar-2013 12:29:37 Chrom Revision: 2.0 01-Feb-2013 10:03:10

TestAmerica Canton

Data File:	\\Ncchrom\ChromData\A2HP4\20130327-18292.b\P4000011.D		
Injection Date:	27-Mar-2013 10:07:23	Limit Group:	GC 8082A ICAL
Client ID:	079-0007-0001-SOURCEWATER	Instrument ID:	A2HP4
Lims Batch ID:	79577	Lims Sample ID:	11
Operator ID:		Injection Vol:	1.0 uL
Column Type:		Column Dia:	

Y Scaling: Method Defined: Set to Absolute Y Value

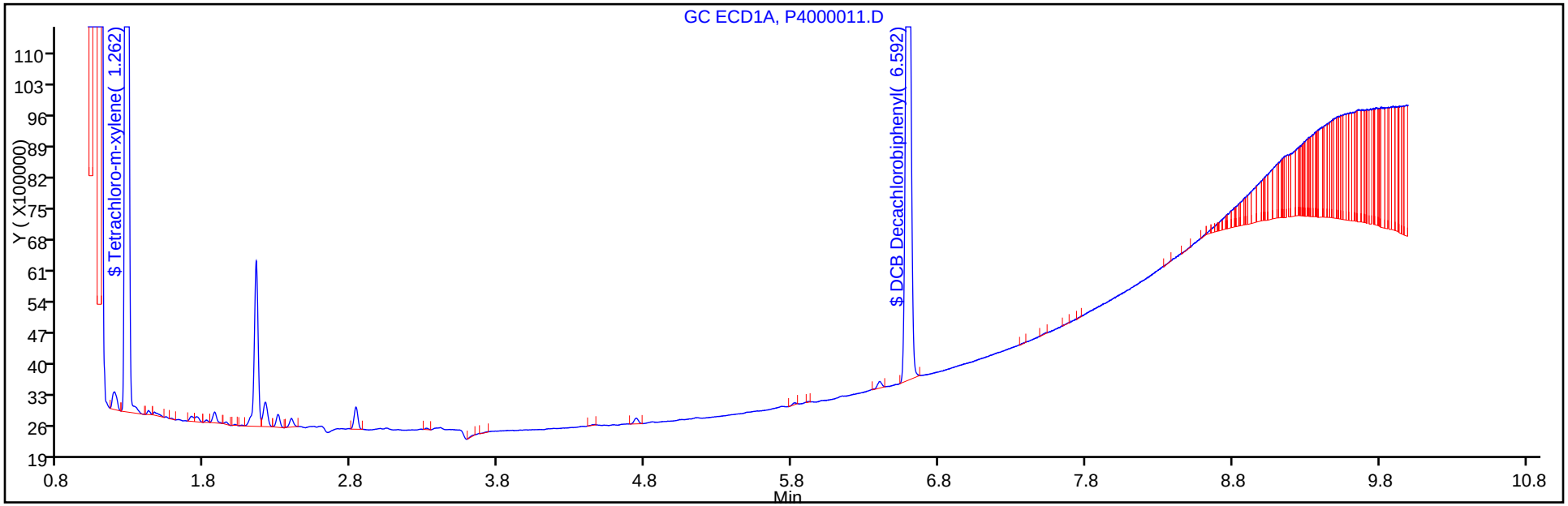

Y Scaling: Method Defined: Set to Absolute Y Value

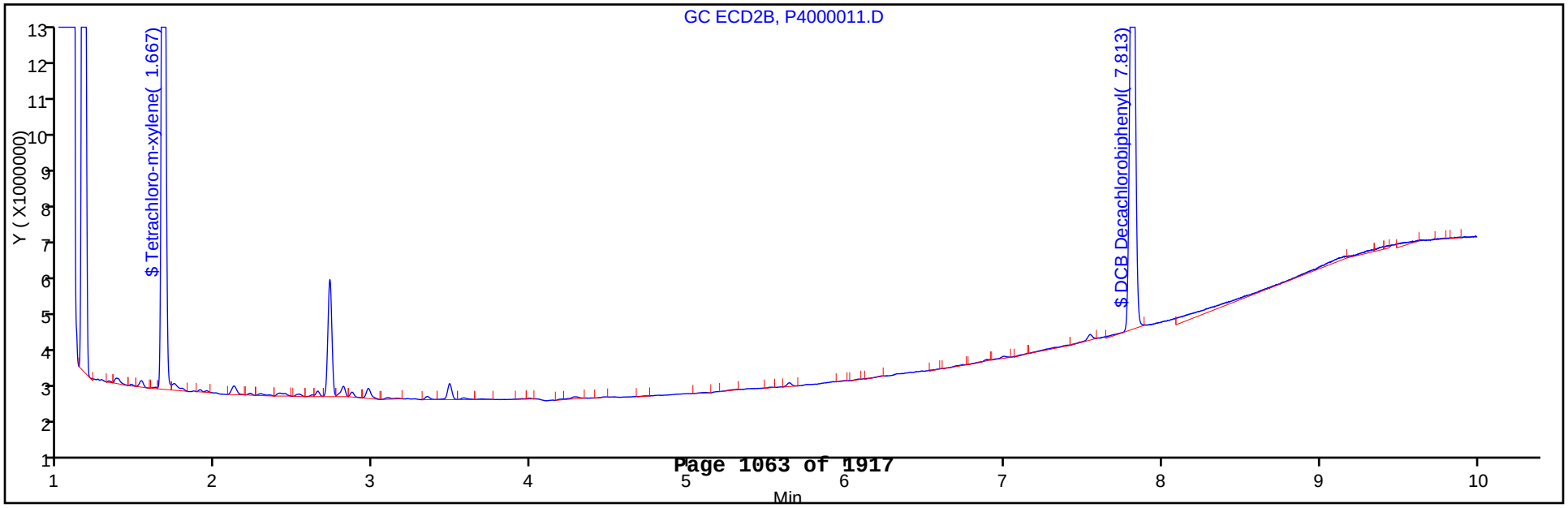

FORM I
PCBS ORGANICS ANALYSIS DATA SHEET

Lab Name: TestAmerica Canton Job No.: 240-21987-1

SDG No.:

Client Sample ID: 079-0007-0001-SOURCEWATER Lab Sample ID: 240-21987-1

Matrix: Water Lab File ID: P4000011.D

Analysis Method: 8082/DOD Date Collected: 03/14/2013 12:00

Extraction Method: 3520C Date Extracted: 03/19/2013 08:52

Sample wt/vol: 1000(mL) Date Analyzed: 03/27/2013 10:07

Con. Extract Vol.: 5.0(mL) Dilution Factor: 1

Injection Volume: 1(uL) GC Column: CLP-2 ID: 0.53(mm)

% Moisture: GPC Cleanup:(Y/N) N

Analysis Batch No.: 79577 Units: ug/L

CAS NO.	SURROGATE	%REC	Q	LIMITS
877-09-8	Tetrachloro-m-xylene	97		40-140
2051-24-3	DCB Decachlorobiphenyl	80		40-135

TestAmerica Canton
Target Compound Quantitation Report

Data File:	\\Ncchrom\ChromData\A2HP4\20130327-18292.b\P4000011.D		
Lims ID:	240-21987-N-1-A	Client ID:	079-0007-0001-SOURCEWATER
Inject. Date:	27-Mar-2013 10:07:23	Dil. Factor:	1.0000
Sample Type:	Client		
Sample ID:	240-0018292-011		
Misc. Info.:			
Operator:		Instrument ID:	A2HP4
Injection Vol:	1.0 uL	ALS Bottle#:	11
Lims Batch ID:	79577	Lims Sample ID:	11
Detector 1 :	GC ECD1A		
Detector 2 :	GC ecd2b		

Method:	\\Ncchrom\ChromData\A2HP4\20130327-18292.b\PCB4.m		
Last Update:	29-Mar-2013 12:29:37	Calib Date:	23-Jan-2013 22:06:47
Quant Method:	External Standard	Quant By:	Initial Calibration
Last ICal File:	\\Ncchrom\ChromData\A2HP4\20130123-16796.b\P4000044.D		
Limit Group:	GC 8082A ICAL		
Integrator:	Falcon		
Column Type:		Column Dia:	
Process Host:	XAWRK024		

First Level Reviewer: hassl Date: 29-Mar-2013 12:29:37

Det	Sig	RT	EXP RT	DLT RT	Response	On-Col Amt ng/ul	Ratio Range	Ratio	Flags
$ 2 Tetrachloro-m-xylene									
1	44	1.262	1.259	0.003	46543883	0.0318			
2	2	1.667	1.662	0.005	44285661	0.0387			
						RPD = 19.41			
3 PCB-1221									
1	2		1.390						
1	3		1.497						
1	4		1.527						
2	4		1.937						
2	5		2.068						
2	6		2.123						
5 PCB-1242									
1	100		1.527						
1	2		1.807						
1	3		2.197						
1	4		2.317						
1	5		2.693						
2	6		2.123						
2	7		2.517						
2	8		2.966						
2	9		3.105						
2	10		3.588						

Det	Sig	RT	EXP RT	DLT RT	Response	On-Col Amt ng/ul	Ratio Range	Ratio	Flags
4 PCB-1232									
1	100		1.527						
1	2		1.808						
1	3		2.197						
1	4		2.316						
1	5		2.694						
2	6		2.123						
2	7		2.517						
2	8		2.967						
2	9		3.105						
2	10		3.714						
6 PCB-1016									
1	100		1.527						
1	2		1.807						
1	3		2.196						
1	4		2.316						
1	5		2.694						
2	6		2.122						
2	7		2.516						
2	8		2.966						
2	9		3.104						
2	10		3.207						
7 PCB-1248									
1	86		1.809						
1	2		2.196						
1	3		2.695						
1	4		3.270						
1	5		3.701						
2	6		2.517						
2	7		2.967						
2	8		3.714						
2	9		3.988						
2	10		4.709						
8 PCB-1254									
1	100		3.316						
1	2		3.701						
1	3		3.982						
1	4		4.172						
1	5		4.454						
2	6		4.234						
2	7		4.709						
2	8		4.953						
2	9		5.313						
2	10		5.516						

Report Date: 29-Mar-2013 12:29:37 Chrom Revision: 2.0 01-Feb-2013 10:03:10
Data File: \\Ncchrom\ChromData\A2HP4\20130327-18292.b\P4000011.D

Det	Sig	RT	EXP RT	DLT RT	Response	On-Col Amt ng/ul	Ratio Range	Ratio	Flags
10 PCB-1260									1
1	100		3.889						
1	2		4.175						
1	3		4.454						
1	4		5.153						
1	5		5.436						
2	6		4.916						
2	7		5.144						
2	8		5.512						
2	9		6.196						
2	10		6.578						
$ 12 DCB Decachlorobiphenyl									
1	100	6.592	6.591	0.001	36299668	0.0283			
2	2	7.813	7.813	0.000	35264934	0.0321			
						RPD = 12.77			

QC Flag Legend

Processing Flags
1 - Missing Peaks

Report Date: 29-Mar-2013 12:29:38 Chrom Revision: 2.0 01-Feb-2013 10:03:10

TestAmerica Canton

Data File:	\\Ncchrom\ChromData\A2HP4\20130327-18292.b\P4000011.D		
Injection Date:	27-Mar-2013 10:07:23	Limit Group:	GC 8082A ICAL
Client ID:	079-0007-0001-SOURCEWATER	Instrument ID:	A2HP4
Lims Batch ID:	79577	Lims Sample ID:	11
Operator ID:		Injection Vol:	1.0 uL
Column Type:		Column Dia:	

Y Scaling: Method Defined: Set to Absolute Y Value

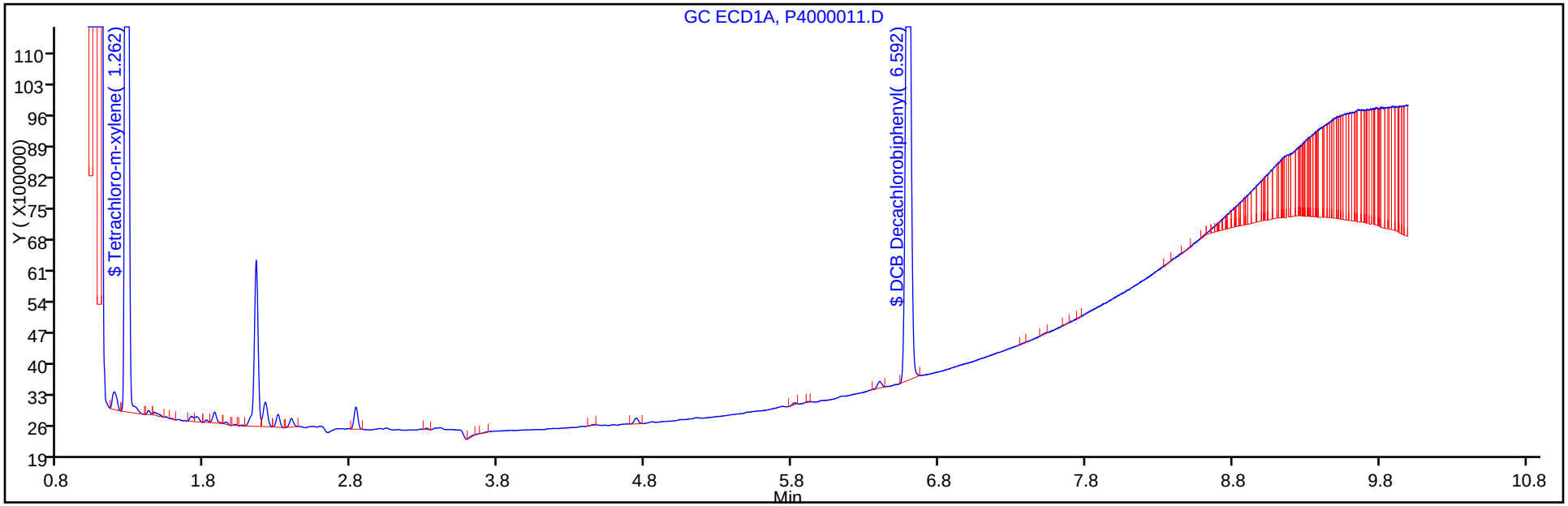

Y Scaling: Method Defined: Set to Absolute Y Value

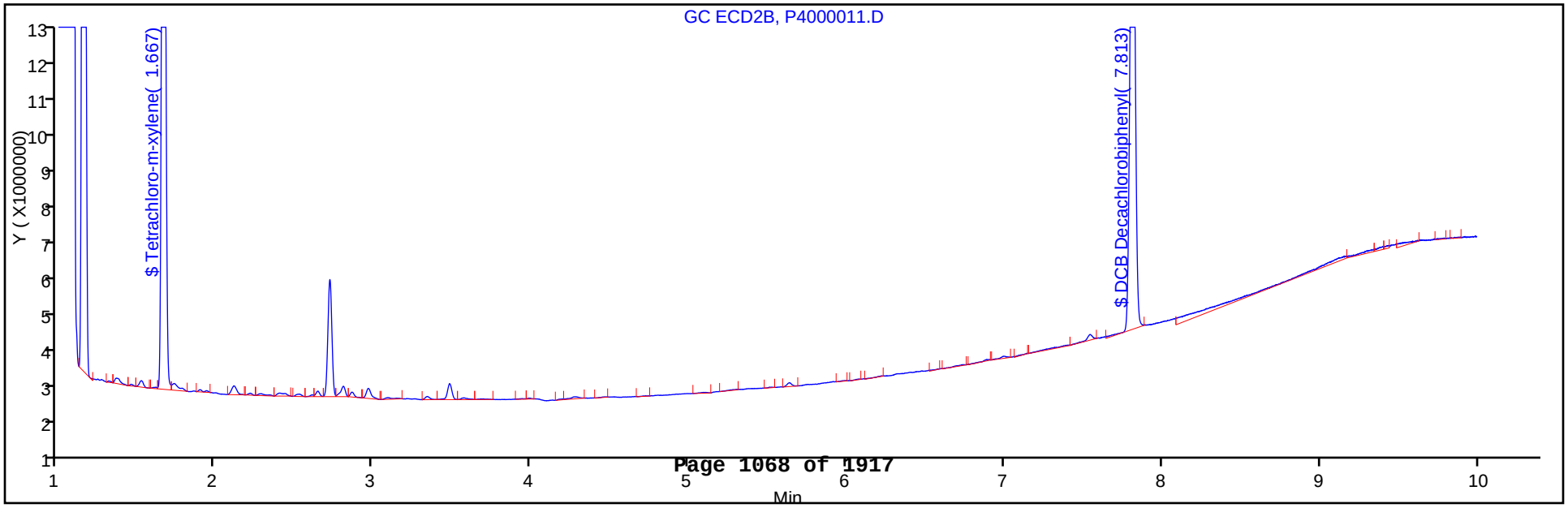

FORM VI
PCBS INITIAL CALIBRATION DATA
EXTERNAL STANDARD RETENTION TIME SUMMARY

Lab Name: TestAmerica Canton Job No.: 240-21987-1 Analy Batch No.: 72953

SDG No.:

Instrument ID: A2HP4 GC Column: CLP-1 ID: 0.53(mm) Heated Purge: (Y/N) N

Calibration Start Date: 01/23/2013 11:22 Calibration End Date: 01/23/2013 12:41 Calibration ID: 13441

Calibration Files:

LEVEL:	LAB SAMPLE ID:	LAB FILE ID:
Level 1	STD005 240-72953/3	P4000003.D
Level 2	STD01 240-72953/4	P4000004.D
Level 3	STD02 240-72953/5	P4000005.D
Level 4	STD05 240-72953/6	P4000006.D
Level 5	STD1 240-72953/7	P4000007.D
Level 6	STD2 240-72953/8	P4000008.D

ANALYTE	LVL 1	LVL 2	LVL 3	LVL 4	LVL 5	LVL 6					RT WINDOW	AVG RT
PCB-1232 Peak 1	1.536	1.537	1.537	1.537	1.537	1.536					1.436 - 1.636	1.537
PCB-1232 Peak 2	1.818	1.818	1.818	1.819	1.819	1.819					1.718 - 1.918	1.819
PCB-1232 Peak 3	2.211	2.209	2.209	2.210	2.210	2.210					2.111 - 2.311	2.210
PCB-1232 Peak 4	2.329	2.330	2.330	2.330	2.329	2.330					2.229 - 2.429	2.330
PCB-1232 Peak 5	2.707	2.707	2.708	2.708	2.709	2.708					2.607 - 2.807	2.708

FORM VI
PCBS INITIAL CALIBRATION DATA
EXTERNAL STANDARD CURVE EVALUATION

Lab Name: TestAmerica Canton Job No.: 240-21987-1 Analy Batch No.: 72953

SDG No.:

Instrument ID: A2HP4 GC Column: CLP-1 ID: 0.53(mm) Heated Purge: (Y/N) N

Calibration Start Date: 01/23/2013 11:22 Calibration End Date: 01/23/2013 12:41 Calibration ID: 13441

Calibration Files:

LEVEL:	LAB SAMPLE ID:	LAB FILE ID:
Level 1	STD005 240-72953/3	P4000003.D
Level 2	STD01 240-72953/4	P4000004.D
Level 3	STD02 240-72953/5	P4000005.D
Level 4	STD05 240-72953/6	P4000006.D
Level 5	STD1 240-72953/7	P4000007.D
Level 6	STD2 240-72953/8	P4000008.D

ANALYTE	CF				CURVE TYPE	COEFFICIENT			#	MIN CF	%RSD	#	MAX %RSD	R^2 OR COD	#	MIN R^2 OR COD
	LVL 1 LVL 5	LVL 2 LVL 6	LVL 3	LVL 4		B	M1	M2								
PCB-1232 Peak 1	32065660 24948908	30645070 23128947	27667980	25209338	Ave		27277650.5				13.0		20.0			
PCB-1232 Peak 2	22623160 17586674	21538000 16403855	19857595	17955790	Ave		19327512.3				13.0		20.0			
PCB-1232 Peak 3	41848140 37770006	42479720 36621521	39538965	37045612	Ave		39217327.3				6.4		20.0			
PCB-1232 Peak 4	18045380 16450603	19066290 15768304	17822395	16468966	Ave		17270322.9				7.2		20.0			
PCB-1232 Peak 5	17932220 15006816	17400630 14243768	16435885	15168912	Ave		16031371.8				9.1		20.0			

Note: The m1 coefficient is the same as Ave CF for an Ave curve type.

FORM VI
PCBS INITIAL CALIBRATION DATA
EXTERNAL STANDARD RESPONSE AND CONCENTRATION

Lab Name: TestAmerica Canton Job No.: 240-21987-1 Analy Batch No.: 72953

SDG No.:

Instrument ID: A2HP4 GC Column: CLP-1 ID: 0.53(mm) Heated Purge: (Y/N) N

Calibration Start Date: 01/23/2013 11:22 Calibration End Date: 01/23/2013 12:41 Calibration ID: 13441

Calibration Files:

LEVEL:	LAB SAMPLE ID:	LAB FILE ID:
Level 1	STD005 240-72953/3	P4000003.D
Level 2	STD01 240-72953/4	P4000004.D
Level 3	STD02 240-72953/5	P4000005.D
Level 4	STD05 240-72953/6	P4000006.D
Level 5	STD1 240-72953/7	P4000007.D
Level 6	STD2 240-72953/8	P4000008.D

ANALYTE	CURVE TYPE	RESPONSE					CONCENTRATION (NG/UL)				
		LVL 1 LVL 6	LVL 2	LVL 3	LVL 4	LVL 5	LVL 1 LVL 6	LVL 2	LVL 3	LVL 4	LVL 5
PCB-1232 Peak 1	Ave	1603283 46257894	3064507	5533596	12604669	24948908	0.0500 2.00	0.100	0.200	0.500	1.00
PCB-1232 Peak 2	Ave	1131158 32807709	2153800	3971519	8977895	17586674	0.0500 2.00	0.100	0.200	0.500	1.00
PCB-1232 Peak 3	Ave	2092407 73243042	4247972	7907793	18522806	37770006	0.0500 2.00	0.100	0.200	0.500	1.00
PCB-1232 Peak 4	Ave	902269 31536607	1906629	3564479	8234483	16450603	0.0500 2.00	0.100	0.200	0.500	1.00
PCB-1232 Peak 5	Ave	896611 28487535	1740063	3287177	7584456	15006816	0.0500 2.00	0.100	0.200	0.500	1.00

Curve Type Legend:

Ave = Average

TestAmerica Canton
Target Compound Quantitation Report

Data File:	\\Ncchrom\ChromData\A2HP4\20130123-16796.b\P4000003.D		
Lims ID:	STD005 1232	Client ID:	
Inject. Date:	23-Jan-2013 11:22:39	Dil. Factor:	1.0000
Sample Type:	IC	Calib Level:	1
Sample ID:	240-0016796-003		
Misc. Info.:			
Operator:		Instrument ID:	A2HP4
Injection Vol:	1.0 ul	ALS Bottle#:	3
Lims Batch ID:	72953	Lims Sample ID:	3
Sublist:	chrom-PCB4*sub1		
Detector 1 :	GC ECD1A		
Detector 2 :	GC ecd2b		
Method:	\\Ncchrom\ChromData\A2HP4\20130123-16796.b\PCB4.m		
Last Update:	24-Jan-2013 07:50:27	Calib Date:	23-Jan-2013 22:06:47
Quant Method:	External Standard	Quant By:	Initial Calibration
Last ICal File:	\\Ncchrom\ChromData\A2HP4\20130123-16796.b\P4000044.D		
Limit Group:	GC 8082A ICAL		
Integrator:	Falcon		
Column Type:		Column Dia:	
Process Host:	XAWRK022		

Det	Sig	RT	EXP RT	DLT RT	Response	On-Col Amt ng/ul	Ratio Range	Ratio	Flags
4 PCB-1232									
1	100	1.536	1.536	0.000	1603283	0.0588		100.0	
1	2	1.818	1.818	0.000	1131158	0.0585	46.8- 96.8	70.6	
1	3	2.211	2.211	0.000	2092407	0.0534	117.9- 167.9	130.5	
1	4	2.329	2.329	0.000	902269	0.0522	39.4- 89.4	56.3	
1	5	2.707	2.707	0.000	896611	0.0559	34.4- 84.4	55.9	
			Average of Peak Amounts =			0.0558			
2	6	2.131	2.131	0.000	1294932	0.0578		100.0	
2	7	2.526	2.526	0.000	1134655	0.0624	47.9- 107.9	87.6	
2	8	2.978	2.978	0.000	1848414	0.0549	118.4- 178.4	142.7	
2	9	3.116	3.116	0.000	839334	0.0567	36.9- 96.9	64.8	
2	10	3.726	3.726	0.000	716559	0.0583	22.5- 82.5	55.3	
			Average of Peak Amounts =			0.0580			
						RPD = 3.98			

Report Date: 24-Jan-2013 07:50:28 Chrom Revision: 2.0 27-Nov-2012 13:14:12

TestAmerica Canton

Data File:	\\Ncchrom\ChromData\A2HP4\20130123-16796.b\P4000003.D		
Injection Date:	23-Jan-2013 11:22:39	Limit Group:	GC 8082A ICAL
Client ID:		Instrument ID:	A2HP4
Lims Batch ID:	72953	Lims Sample ID:	3
Operator ID:		Injection Vol:	1.0 ul
Column Type:		Column Dia:	

Y Scaling: Method Defined: Set to Absolute Y Value

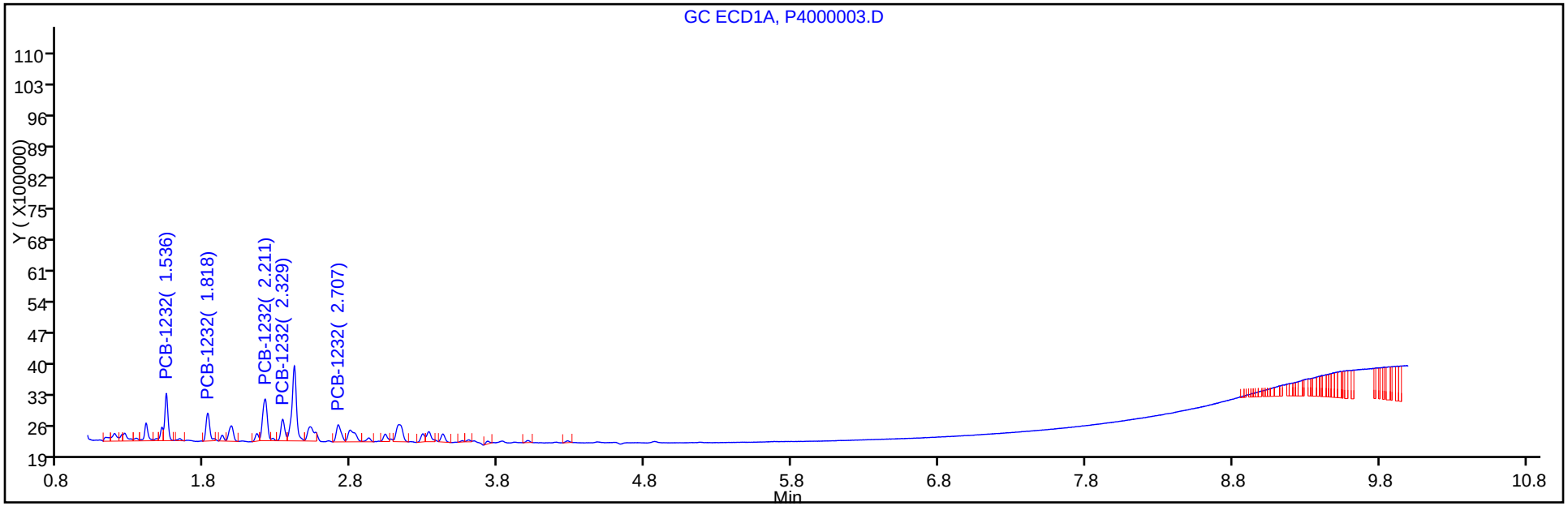

Y Scaling: Method Defined: Set to Absolute Y Value

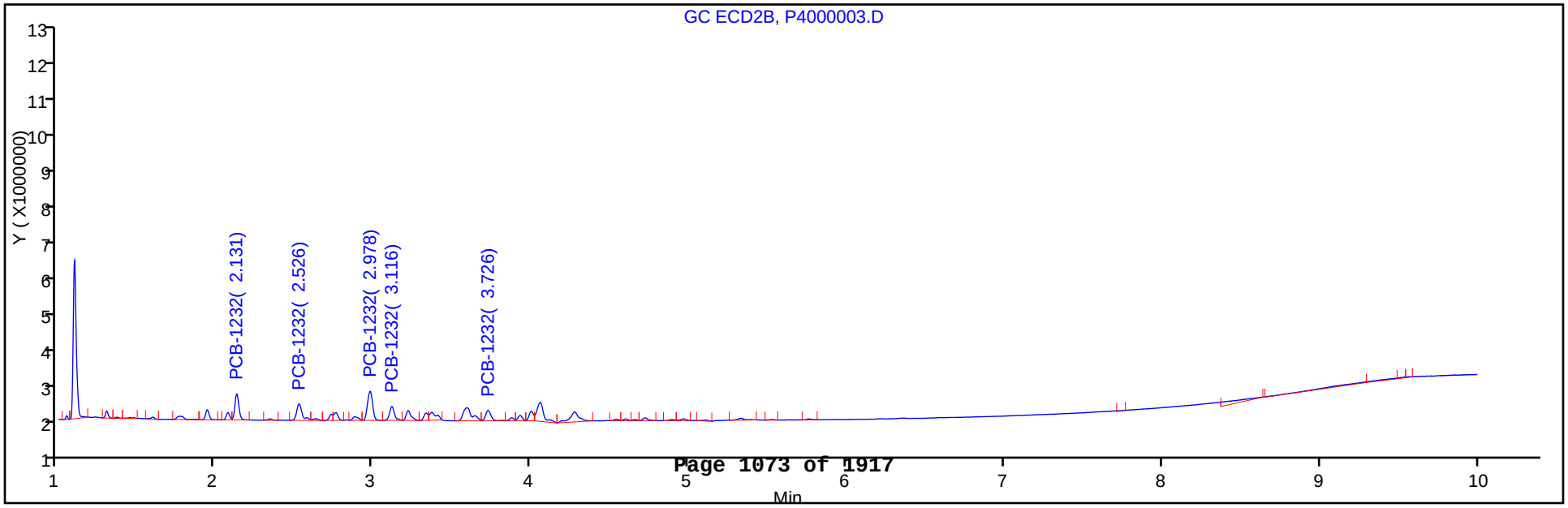

TestAmerica Canton
Target Compound Quantitation Report

Data File:	\\Ncchrom\ChromData\A2HP4\20130123-16796.b\P4000004.D		
Lims ID:	STD01 1232	Client ID:	
Inject. Date:	23-Jan-2013 11:38:20	Dil. Factor:	1.0000
Sample Type:	IC	Calib Level:	2
Sample ID:	240-0016796-004		
Misc. Info.:			
Operator:		Instrument ID:	A2HP4
Injection Vol:	1.0 ul	ALS Bottle#:	4
Lims Batch ID:	72953	Lims Sample ID:	4
Sublist:	chrom-PCB4*sub1		
Detector 1 :	GC ECD1A		
Detector 2 :	GC ecd2b		

Method:	\\Ncchrom\ChromData\A2HP4\20130123-16796.b\PCB4.m		
Last Update:	24-Jan-2013 07:50:25	Calib Date:	23-Jan-2013 22:06:47
Quant Method:	External Standard	Quant By:	Initial Calibration
Last ICal File:	\\Ncchrom\ChromData\A2HP4\20130123-16796.b\P4000044.D		
Limit Group:	GC 8082A ICAL		
Integrator:	Falcon		
Column Type:		Column Dia:	
Process Host:	XAWRK022		

Det	Sig	RT	EXP RT	DLT RT	Response	On-Col Amt ng/ul	Ratio Range	Ratio	Flags
4 PCB-1232									
1	100	1.537	1.536	0.001	3064507	0.1123		100.0	
1	2	1.818	1.818	0.000	2153800	0.1114	46.8- 96.8	70.3	
1	3	2.209	2.211	-0.002	4247972	0.1083	117.9- 167.9	138.6	
1	4	2.330	2.329	0.001	1906629	0.1104	39.4- 89.4	62.2	
1	5	2.707	2.707	0.000	1740063	0.1085	34.4- 84.4	56.8	
			Average of Peak Amounts =			0.1102			
2	6	2.131	2.131	0.000	2466425	0.1101		100.0	
2	7	2.527	2.526	0.001	2161756	0.1189	47.9- 107.9	87.6	
2	8	2.977	2.978	-0.001	3551259	0.1055	118.4- 178.4	144.0	
2	9	3.116	3.116	0.000	1591857	0.1075	36.9- 96.9	64.5	
2	10	3.725	3.726	-0.001	1330073	0.1082	22.5- 82.5	53.9	
			Average of Peak Amounts =			0.1101			
						RPD = 0.14			

Report Date: 24-Jan-2013 07:50:26 Chrom Revision: 2.0 27-Nov-2012 13:14:12

TestAmerica Canton

Data File:	\\Ncchrom\ChromData\A2HP4\20130123-16796.b\P4000004.D		
Injection Date:	23-Jan-2013 11:38:20	Limit Group:	GC 8082A ICAL
Client ID:		Instrument ID:	A2HP4
Lims Batch ID:	72953	Lims Sample ID:	4
Operator ID:		Injection Vol:	1.0 ul
Column Type:		Column Dia:	

Y Scaling: Method Defined: Set to Absolute Y Value

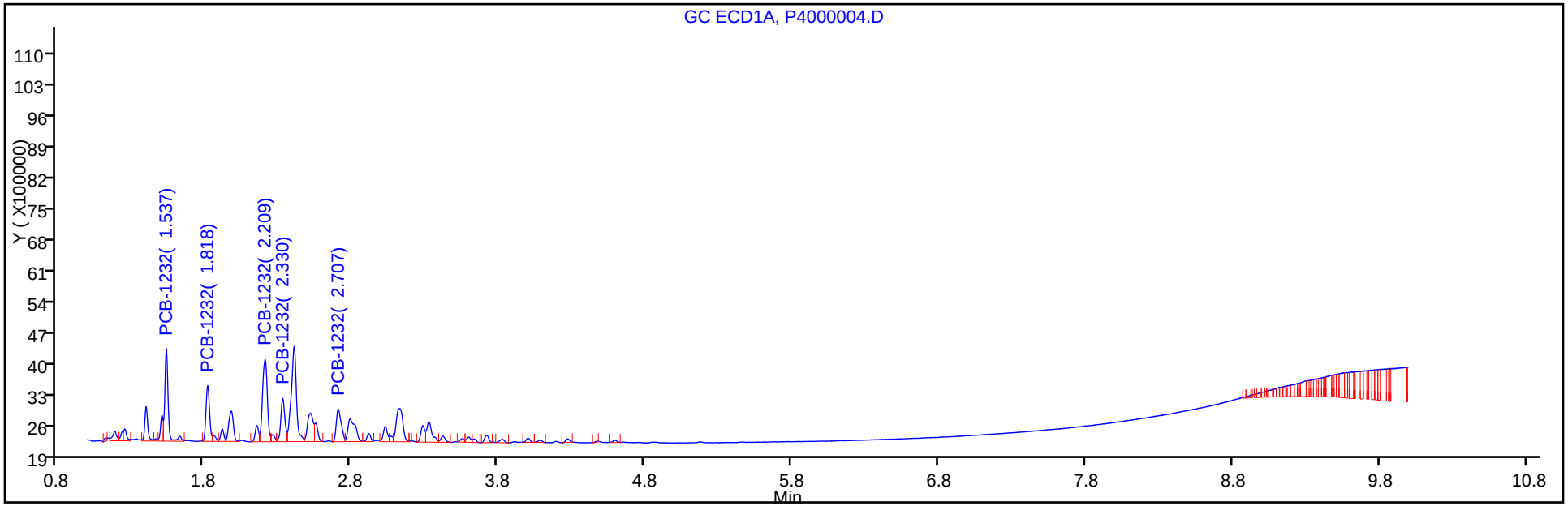

Y Scaling: Method Defined: Set to Absolute Y Value

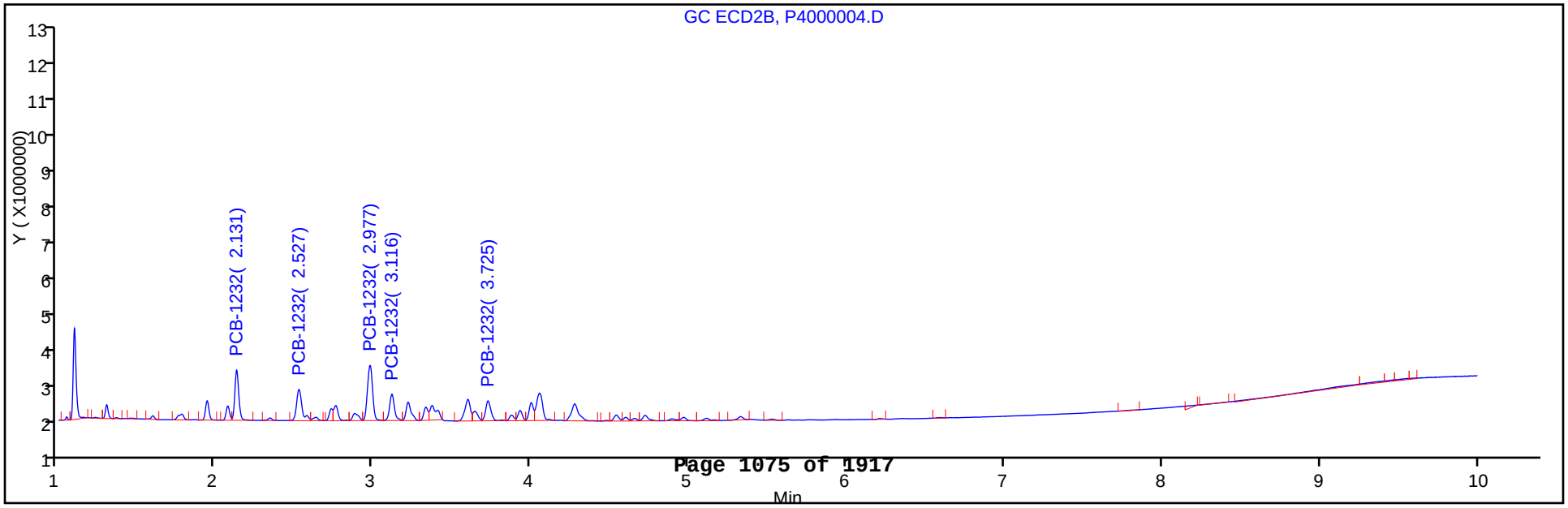

TestAmerica Canton
Target Compound Quantitation Report

Data File:	\\Ncchrom\ChromData\A2HP4\20130123-16796.b\P4000005.D		
Lims ID:	STD02 1232	Client ID:	
Inject. Date:	23-Jan-2013 11:54:11	Dil. Factor:	1.0000
Sample Type:	IC	Calib Level:	3
Sample ID:	240-0016796-005		
Misc. Info.:			
Operator:		Instrument ID:	A2HP4
Injection Vol:	1.0 ul	ALS Bottle#:	5
Lims Batch ID:	72953	Lims Sample ID:	5
Sublist:	chrom-PCB4*sub1		
Detector 1 :	GC ECD1A		
Detector 2 :	GC ecd2b		
Method:	\\Ncchrom\ChromData\A2HP4\20130123-16796.b\PCB4.m		
Last Update:	24-Jan-2013 07:50:22	Calib Date:	23-Jan-2013 22:06:47
Quant Method:	External Standard	Quant By:	Initial Calibration
Last ICal File:	\\Ncchrom\ChromData\A2HP4\20130123-16796.b\P4000044.D		
Limit Group:	GC 8082A ICAL		
Integrator:	Falcon		
Column Type:		Column Dia:	
Process Host:	XAWRK022		

Det	Sig	RT	EXP RT	DLT RT	Response	On-Col Amt ng/ul	Ratio Range	Ratio	Flags
4 PCB-1232									
1	100	1.537	1.536	0.001	5533596	0.2029		100.0	
1	2	1.818	1.818	0.000	3971519	0.2055	46.8- 96.8	71.8	
1	3	2.209	2.211	-0.002	7907793	0.2016	117.9- 167.9	142.9	
1	4	2.330	2.329	0.001	3564479	0.2064	39.4- 89.4	64.4	
1	5	2.708	2.707	0.001	3287177	0.2050	34.4- 84.4	59.4	
			Average of Peak Amounts =			0.2043			
2	6	2.132	2.131	0.001	4633451	0.2069		100.0	
2	7	2.526	2.526	0.000	3611192	0.1985	47.9- 107.9	77.9	
2	8	2.978	2.978	0.000	6877859	0.2044	118.4- 178.4	148.4	
2	9	3.116	3.116	0.000	3099315	0.2094	36.9- 96.9	66.9	
2	10	3.725	3.726	-0.001	2430800	0.1978	22.5- 82.5	52.5	
			Average of Peak Amounts =			0.2034			
						RPD = 0.43			

Report Date: 24-Jan-2013 07:50:23 Chrom Revision: 2.0 27-Nov-2012 13:14:12

TestAmerica Canton

Data File:	\\Ncchrom\ChromData\A2HP4\20130123-16796.b\P4000005.D		
Injection Date:	23-Jan-2013 11:54:11	Limit Group:	GC 8082A ICAL
Client ID:		Instrument ID:	A2HP4
Lims Batch ID:	72953	Lims Sample ID:	5
Operator ID:		Injection Vol:	1.0 ul
Column Type:		Column Dia:	

Y Scaling: Method Defined: Set to Absolute Y Value

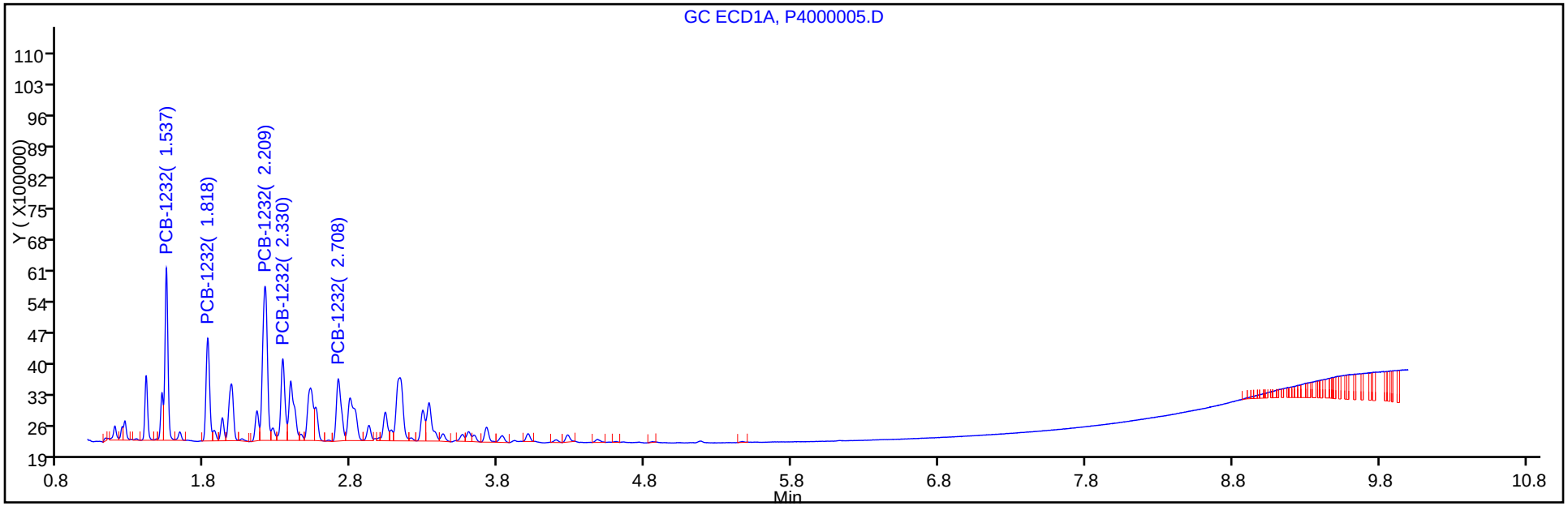

Y Scaling: Method Defined: Set to Absolute Y Value

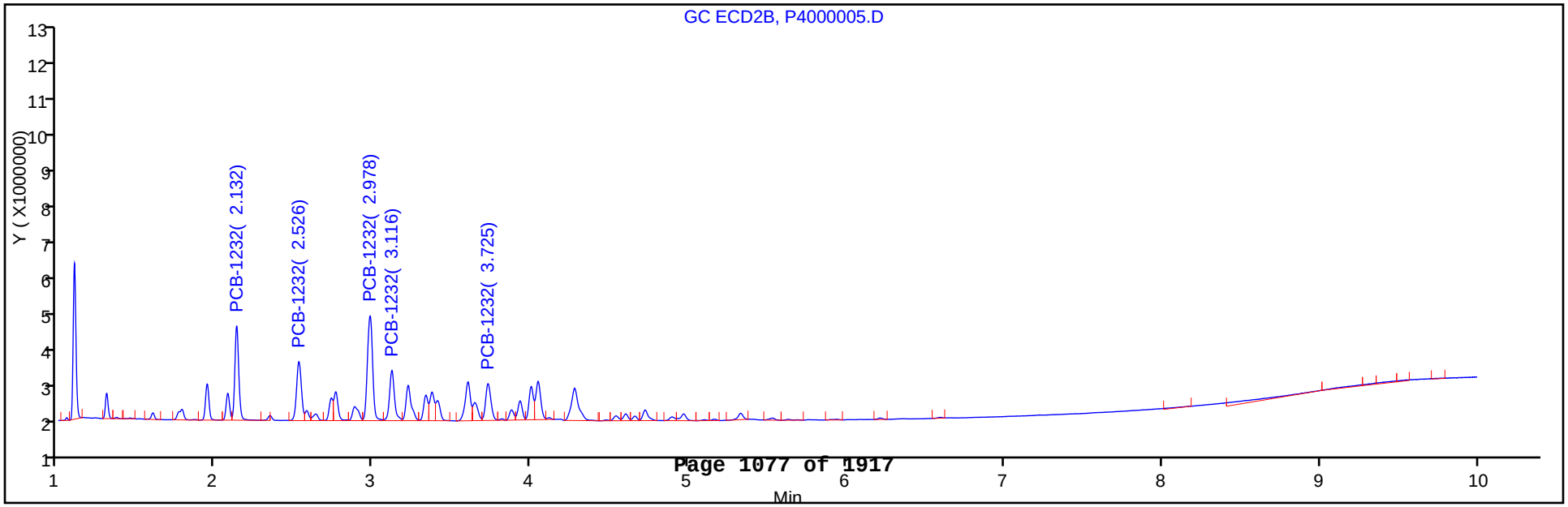

TestAmerica Canton
Target Compound Quantitation Report

Data File:	\\Ncchrom\ChromData\A2HP4\20130123-16796.b\P4000006.D		
Lims ID:	STD05 1232	Client ID:	
Inject. Date:	23-Jan-2013 12:09:50	Dil. Factor:	1.0000
Sample Type:	IC	Calib Level:	4
Sample ID:	240-0016796-006		
Misc. Info.:			
Operator:		Instrument ID:	A2HP4
Injection Vol:	1.0 ul	ALS Bottle#:	6
Lims Batch ID:	72953	Lims Sample ID:	6
Sublist:	chrom-PCB4*sub1		
Detector 1 :	GC ECD1A		
Detector 2 :	GC ecd2b		

Method:	\\Ncchrom\ChromData\A2HP4\20130123-16796.b\PCB4.m		
Last Update:	24-Jan-2013 07:50:20	Calib Date:	23-Jan-2013 22:06:47
Quant Method:	External Standard	Quant By:	Initial Calibration
Last ICal File:	\\Ncchrom\ChromData\A2HP4\20130123-16796.b\P4000044.D		
Limit Group:	GC 8082A ICAL		
Integrator:	Falcon		
Column Type:		Column Dia:	
Process Host:	XAWRK022		

Det	Sig	RT	EXP RT	DLT RT	Response	On-Col Amt ng/ul	Ratio Range	Ratio	Flags
4 PCB-1232									
1	100	1.537	1.536	0.001	12604669	0.4621		100.0	
1	2	1.819	1.818	0.001	8977895	0.4645	46.8- 96.8	71.2	
1	3	2.210	2.211	-0.001	18522806	0.4723	117.9- 167.9	147.0	
1	4	2.330	2.329	0.001	8234483	0.4768	39.4- 89.4	65.3	
1	5	2.708	2.707	0.001	7584456	0.4731	34.4- 84.4	60.2	
			Average of Peak Amounts =			0.4698			
2	6	2.132	2.131	0.001	10361023	0.4626		100.0	
2	7	2.526	2.526	0.000	8030102	0.4415	47.9- 107.9	77.5	
2	8	2.977	2.978	-0.001	15403522	0.4577	118.4- 178.4	148.7	
2	9	3.116	3.116	0.000	6559392	0.4431	36.9- 96.9	63.3	
2	10	3.727	3.726	0.001	5690903	0.4631	22.5- 82.5	54.9	
			Average of Peak Amounts =			0.4536			
						RPD = 3.50			

Report Date: 24-Jan-2013 07:50:21 Chrom Revision: 2.0 27-Nov-2012 13:14:12

TestAmerica Canton

Data File:	\\Ncchrom\ChromData\A2HP4\20130123-16796.b\P4000006.D		
Injection Date:	23-Jan-2013 12:09:50	Limit Group:	GC 8082A ICAL
Client ID:		Instrument ID:	A2HP4
Lims Batch ID:	72953	Lims Sample ID:	6
Operator ID:		Injection Vol:	1.0 ul
Column Type:		Column Dia:	

Y Scaling: Method Defined: Set to Absolute Y Value

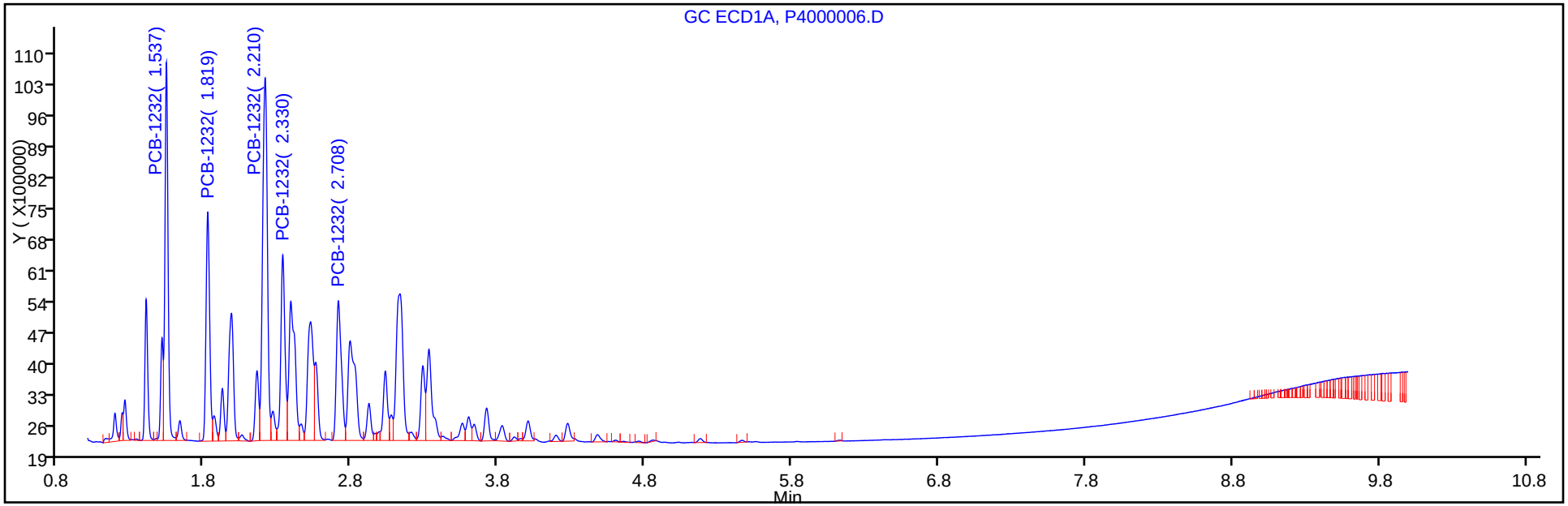

Y Scaling: Method Defined: Set to Absolute Y Value

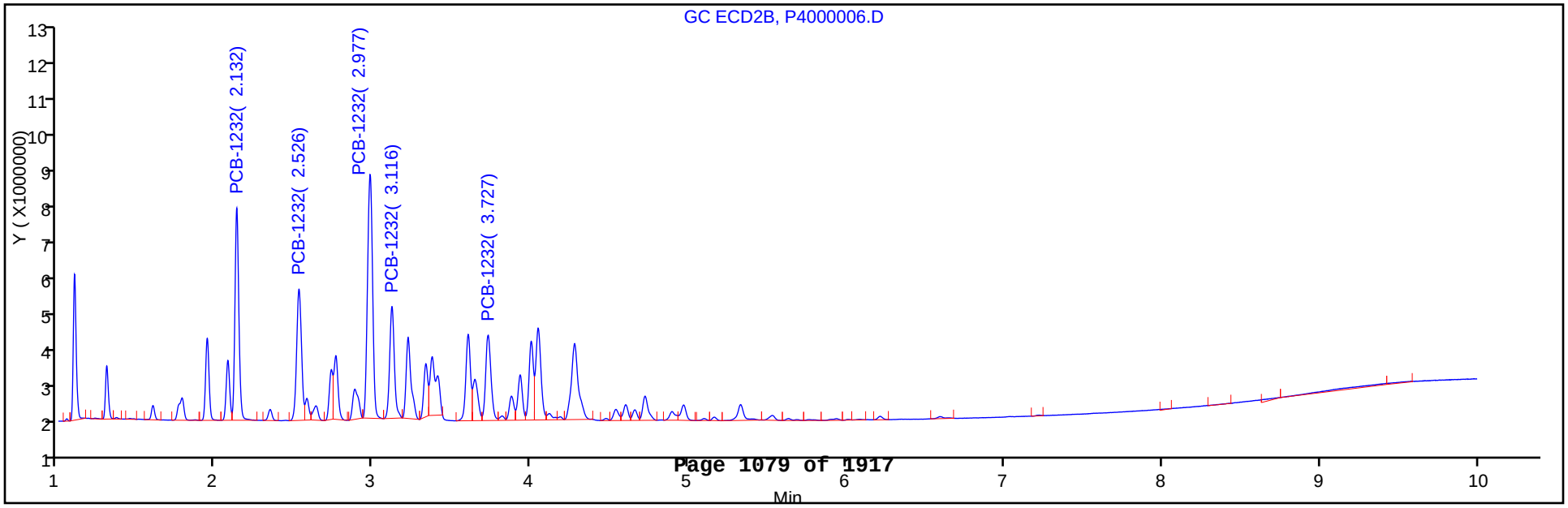

TestAmerica Canton
Target Compound Quantitation Report

Data File:	\\Ncchrom\ChromData\A2HP4\20130123-16796.b\P4000007.D		
Lims ID:	STD1 1232	Client ID:	
Inject. Date:	23-Jan-2013 12:25:33	Dil. Factor:	1.0000
Sample Type:	IC	Calib Level:	5
Sample ID:	240-0016796-007		
Misc. Info.:			
Operator:		Instrument ID:	A2HP4
Injection Vol:	1.0 ul	ALS Bottle#:	7
Lims Batch ID:	72953	Lims Sample ID:	7
Sublist:	chrom-PCB4*sub1		
Detector 1 :	GC ECD1A		
Detector 2 :	GC ecd2b		

Method:	\\Ncchrom\ChromData\A2HP4\20130123-16796.b\PCB4.m		
Last Update:	24-Jan-2013 07:50:18	Calib Date:	23-Jan-2013 22:06:47
Quant Method:	External Standard	Quant By:	Initial Calibration
Last ICal File:	\\Ncchrom\ChromData\A2HP4\20130123-16796.b\P4000044.D		
Limit Group:	GC 8082A ICAL		
Integrator:	Falcon		
Column Type:		Column Dia:	
Process Host:	XAWRK022		

Det	Sig	RT	EXP RT	DLT RT	Response	On-Col Amt ng/ul	Ratio Range	Ratio	Flags
4 PCB-1232									
1	100	1.537	1.536	0.001	24948908	0.9146		100.0	
1	2	1.819	1.818	0.001	17586674	0.9099	46.8- 96.8	70.5	
1	3	2.210	2.211	-0.001	37770006	0.9631	117.9- 167.9	151.4	
1	4	2.329	2.329	0.000	16450603	0.9525	39.4- 89.4	65.9	
1	5	2.709	2.707	0.002	15006816	0.9361	34.4- 84.4	60.2	
			Average of Peak Amounts =			0.9353			
2	6	2.131	2.131	0.000	20664486	0.9227		100.0	
2	7	2.526	2.526	0.000	15833536	0.8705	47.9- 107.9	76.6	
2	8	2.977	2.978	-0.001	32625096	0.9695	118.4- 178.4	157.9	
2	9	3.116	3.116	0.000	14071319	0.9506	36.9- 96.9	68.1	
2	10	3.726	3.726	0.000	11542138	0.9392	22.5- 82.5	55.9	
			Average of Peak Amounts =			0.9305			
						RPD = 0.51			

Report Date: 24-Jan-2013 07:50:19 Chrom Revision: 2.0 27-Nov-2012 13:14:12

TestAmerica Canton

Data File:	\\Ncchrom\ChromData\A2HP4\20130123-16796.b\P4000007.D		
Injection Date:	23-Jan-2013 12:25:33	Limit Group:	GC 8082A ICAL
Client ID:		Instrument ID:	A2HP4
Lims Batch ID:	72953	Lims Sample ID:	7
Operator ID:		Injection Vol:	1.0 ul
Column Type:		Column Dia:	

Y Scaling: Method Defined: Set to Absolute Y Value

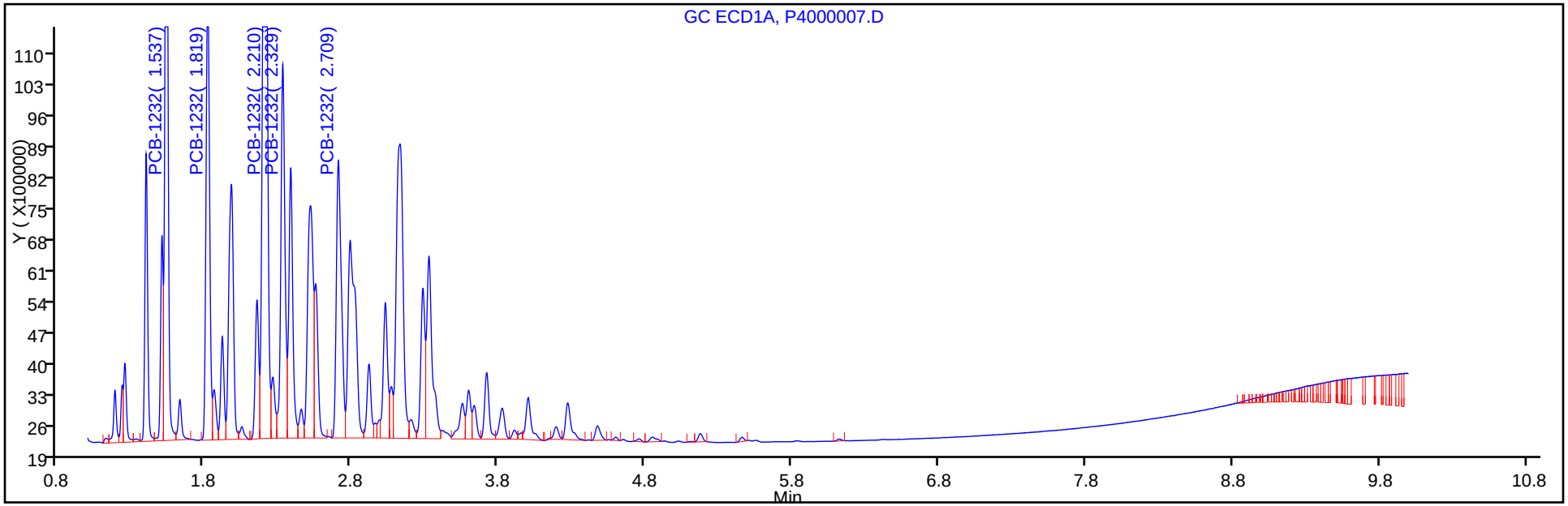

Y Scaling: Method Defined: Set to Absolute Y Value

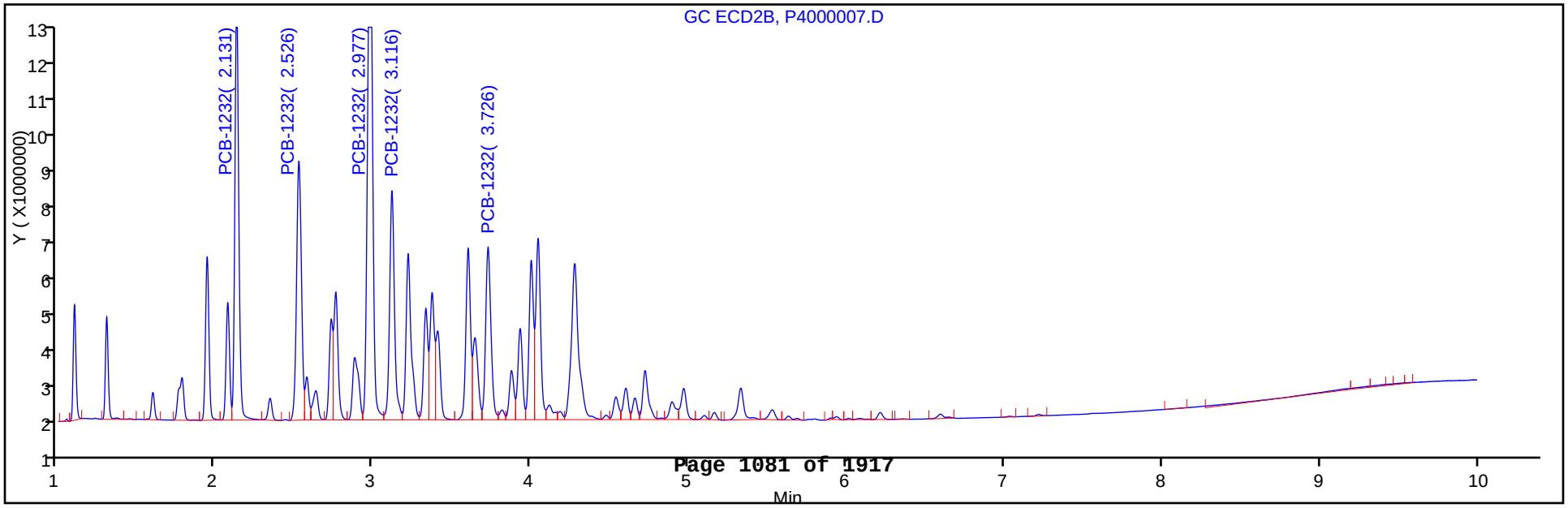

TestAmerica Canton
Target Compound Quantitation Report

Data File:	\\Ncchrom\ChromData\A2HP4\20130123-16796.b\P4000008.D		
Lims ID:	STD2 1232	Client ID:	
Inject. Date:	23-Jan-2013 12:41:10	Dil. Factor:	1.0000
Sample Type:	IC	Calib Level:	6
Sample ID:	240-0016796-008		
Misc. Info.:			
Operator:		Instrument ID:	A2HP4
Injection Vol:	1.0 ul	ALS Bottle#:	8
Lims Batch ID:	72953	Lims Sample ID:	8
Sublist:	chrom-PCB4*sub1		
Detector 1 :	GC ECD1A		
Detector 2 :	GC ecd2b		

Method:	\\Ncchrom\ChromData\A2HP4\20130123-16796.b\PCB4.m		
Last Update:	24-Jan-2013 07:50:16	Calib Date:	23-Jan-2013 22:06:47
Quant Method:	External Standard	Quant By:	Initial Calibration
Last ICal File:	\\Ncchrom\ChromData\A2HP4\20130123-16796.b\P4000044.D		
Limit Group:	GC 8082A ICAL		
Integrator:	Falcon		
Column Type:		Column Dia:	
Process Host:	XAWRK022		

Det	Sig	RT	EXP RT	DLT RT	Response	On-Col Amt ng/ul	Ratio Range	Ratio	Flags
4 PCB-1232									
1	100	1.536	1.536	0.000	46257894	1.70		100.0	
1	2	1.819	1.818	0.001	32807709	1.70	46.8- 96.8	70.9	
1	3	2.210	2.211	-0.001	73243042	1.87	117.9- 167.9	158.3	
1	4	2.330	2.329	0.001	31536607	1.83	39.4- 89.4	68.2	
1	5	2.708	2.707	0.001	28487535	1.78	34.4- 84.4	61.6	
			Average of Peak Amounts =			1.77			
2	6	2.131	2.131	0.000	38506652	1.72		100.0	
2	7	2.526	2.526	0.000	29740785	1.64	47.9- 107.9	77.2	
2	8	2.978	2.978	0.000	63212471	1.88	118.4- 178.4	164.2	
2	9	3.116	3.116	0.000	26844485	1.81	36.9- 96.9	69.7	
2	10	3.725	3.726	-0.001	22045833	1.79	22.5- 82.5	57.3	
			Average of Peak Amounts =			1.77			
						RPD = 0.26			

Report Date: 24-Jan-2013 07:50:17 Chrom Revision: 2.0 27-Nov-2012 13:14:12

TestAmerica Canton

Data File:	\\Ncchrom\ChromData\A2HP4\20130123-16796.b\P4000008.D		
Injection Date:	23-Jan-2013 12:41:10	Limit Group:	GC 8082A ICAL
Client ID:		Instrument ID:	A2HP4
Lims Batch ID:	72953	Lims Sample ID:	8
Operator ID:		Injection Vol:	1.0 ul
Column Type:		Column Dia:	

Y Scaling: Method Defined: Set to Absolute Y Value

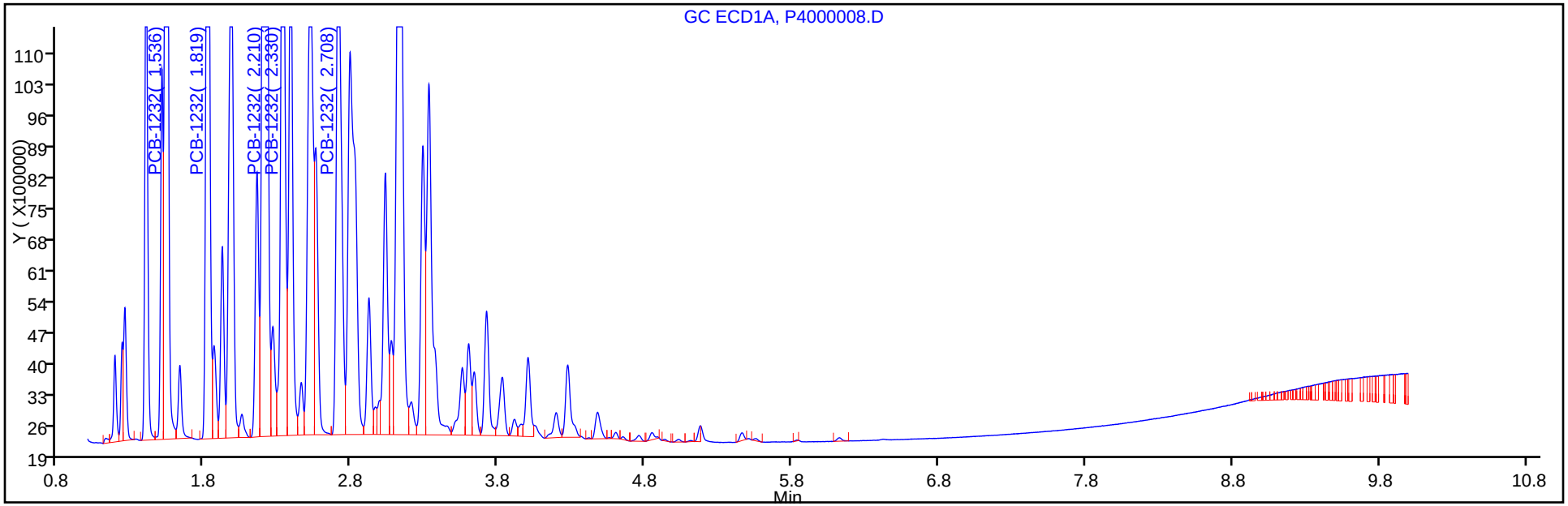

Y Scaling: Method Defined: Set to Absolute Y Value

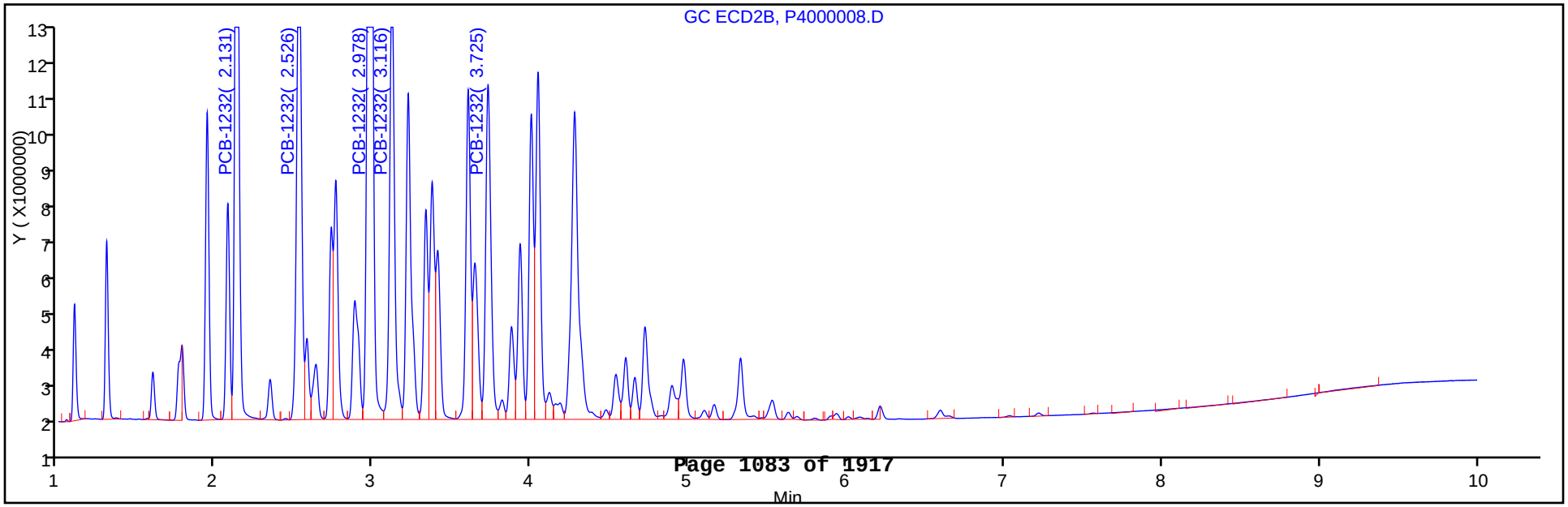

FORM VI
PCBS INITIAL CALIBRATION DATA
EXTERNAL STANDARD RETENTION TIME SUMMARY

Lab Name: TestAmerica Canton Job No.: 240-21987-1 Analy Batch No.: 72953

SDG No.:

Instrument ID: A2HP4 GC Column: CLP-2 ID: 0.53(mm) Heated Purge: (Y/N) N

Calibration Start Date: 01/23/2013 11:22 Calibration End Date: 01/23/2013 12:41 Calibration ID: 13442

Calibration Files:

LEVEL:	LAB SAMPLE ID:	LAB FILE ID:
Level 1	STD005 240-72953/3	P4000003.D
Level 2	STD01 240-72953/4	P4000004.D
Level 3	STD02 240-72953/5	P4000005.D
Level 4	STD05 240-72953/6	P4000006.D
Level 5	STD1 240-72953/7	P4000007.D
Level 6	STD2 240-72953/8	P4000008.D

ANALYTE	LVL 1	LVL 2	LVL 3	LVL 4	LVL 5	LVL 6					RT WINDOW	AVG RT
PCB-1232 Peak 1	2.131	2.131	2.132	2.132	2.131	2.131					2.031 - 2.231	2.131
PCB-1232 Peak 2	2.526	2.527	2.526	2.526	2.526	2.526					2.426 - 2.626	2.526
PCB-1232 Peak 3	2.978	2.977	2.978	2.977	2.977	2.978					2.878 - 3.078	2.978
PCB-1232 Peak 4	3.116	3.116	3.116	3.116	3.116	3.116					3.016 - 3.216	3.116
PCB-1232 Peak 5	3.726	3.725	3.725	3.727	3.726	3.725					3.626 - 3.826	3.726

FORM VI
PCBS INITIAL CALIBRATION DATA
EXTERNAL STANDARD CURVE EVALUATION

Lab Name: TestAmerica Canton Job No.: 240-21987-1 Analy Batch No.: 72953

SDG No.:

Instrument ID: A2HP4 GC Column: CLP-2 ID: 0.53(mm) Heated Purge: (Y/N) N

Calibration Start Date: 01/23/2013 11:22 Calibration End Date: 01/23/2013 12:41 Calibration ID: 13442

Calibration Files:

LEVEL:	LAB SAMPLE ID:	LAB FILE ID:
Level 1	STD005 240-72953/3	P4000003.D
Level 2	STD01 240-72953/4	P4000004.D
Level 3	STD02 240-72953/5	P4000005.D
Level 4	STD05 240-72953/6	P4000006.D
Level 5	STD1 240-72953/7	P4000007.D
Level 6	STD2 240-72953/8	P4000008.D

ANALYTE	CF				CURVE TYPE	COEFFICIENT			#	MIN CF	%RSD	#	MAX %RSD	R^2 OR COD	#	MIN R^2 OR COD
	LVL 1 LVL 5	LVL 2 LVL 6	LVL 3	LVL 4		B	M1	M2								
PCB-1232 Peak 1	25898640 20664486	24664250 19253326	23167255	20722046	Ave		22395000.5				12.0		20.0			
PCB-1232 Peak 2	22693100 15833536	21617560 14870393	18055960	16060204	Ave		18188458.8				18.0		20.0			
PCB-1232 Peak 3	36968280 32625096	35512590 31606236	34389295	30807044	Ave		33651423.4				7.1		20.0			
PCB-1232 Peak 4	16786680 14071319	15918570 13422242	15496575	13118784	Ave		14802361.8				10.0		20.0			
PCB-1232 Peak 5	14331180 11542138	13300730 11022917	12154000	11381806	Ave		12288795.1				10.0		20.0			

Note: The m1 coefficient is the same as Ave CF for an Ave curve type.

FORM VI
PCBS INITIAL CALIBRATION DATA
EXTERNAL STANDARD RESPONSE AND CONCENTRATION

Lab Name: TestAmerica Canton Job No.: 240-21987-1 Analy Batch No.: 72953

SDG No.:

Instrument ID: A2HP4 GC Column: CLP-2 ID: 0.53(mm) Heated Purge: (Y/N) N

Calibration Start Date: 01/23/2013 11:22 Calibration End Date: 01/23/2013 12:41 Calibration ID: 13442

Calibration Files:

LEVEL:	LAB SAMPLE ID:	LAB FILE ID:
Level 1	STD005 240-72953/3	P4000003.D
Level 2	STD01 240-72953/4	P4000004.D
Level 3	STD02 240-72953/5	P4000005.D
Level 4	STD05 240-72953/6	P4000006.D
Level 5	STD1 240-72953/7	P4000007.D
Level 6	STD2 240-72953/8	P4000008.D

ANALYTE	CURVE TYPE	RESPONSE					CONCENTRATION (NG/UL)				
		LVL 1 LVL 6	LVL 2	LVL 3	LVL 4	LVL 5	LVL 1 LVL 6	LVL 2	LVL 3	LVL 4	LVL 5
PCB-1232 Peak 1	Ave	1294932 38506652	2466425	4633451	10361023	20664486	0.0500 2.00	0.100	0.200	0.500	1.00
PCB-1232 Peak 2	Ave	1134655 29740785	2161756	3611192	8030102	15833536	0.0500 2.00	0.100	0.200	0.500	1.00
PCB-1232 Peak 3	Ave	1848414 63212471	3551259	6877859	15403522	32625096	0.0500 2.00	0.100	0.200	0.500	1.00
PCB-1232 Peak 4	Ave	839334 26844485	1591857	3099315	6559392	14071319	0.0500 2.00	0.100	0.200	0.500	1.00
PCB-1232 Peak 5	Ave	716559 22045833	1330073	2430800	5690903	11542138	0.0500 2.00	0.100	0.200	0.500	1.00

Curve Type Legend:

Ave = Average

TestAmerica Canton
Target Compound Quantitation Report

Data File:	\\Ncchrom\ChromData\A2HP4\20130123-16796.b\P4000003.D		
Lims ID:	STD005 1232	Client ID:	
Inject. Date:	23-Jan-2013 11:22:39	Dil. Factor:	1.0000
Sample Type:	IC	Calib Level:	1
Sample ID:	240-0016796-003		
Misc. Info.:			
Operator:		Instrument ID:	A2HP4
Injection Vol:	1.0 ul	ALS Bottle#:	3
Lims Batch ID:	72953	Lims Sample ID:	3
Sublist:	chrom-PCB4*sub1		
Detector 1 :	GC ECD1A		
Detector 2 :	GC ecd2b		
Method:	\\Ncchrom\ChromData\A2HP4\20130123-16796.b\PCB4.m		
Last Update:	24-Jan-2013 07:50:27	Calib Date:	23-Jan-2013 22:06:47
Quant Method:	External Standard	Quant By:	Initial Calibration
Last ICal File:	\\Ncchrom\ChromData\A2HP4\20130123-16796.b\P4000044.D		
Limit Group:	GC 8082A ICAL		
Integrator:	Falcon		
Column Type:		Column Dia:	
Process Host:	XAWRK022		

Det	Sig	RT	EXP RT	DLT RT	Response	On-Col Amt ng/ul	Ratio Range	Ratio	Flags
4 PCB-1232									
1	100	1.536	1.536	0.000	1603283	0.0588		100.0	
1	2	1.818	1.818	0.000	1131158	0.0585	46.8- 96.8	70.6	
1	3	2.211	2.211	0.000	2092407	0.0534	117.9- 167.9	130.5	
1	4	2.329	2.329	0.000	902269	0.0522	39.4- 89.4	56.3	
1	5	2.707	2.707	0.000	896611	0.0559	34.4- 84.4	55.9	
			Average of Peak Amounts =			0.0558			
2	6	2.131	2.131	0.000	1294932	0.0578		100.0	
2	7	2.526	2.526	0.000	1134655	0.0624	47.9- 107.9	87.6	
2	8	2.978	2.978	0.000	1848414	0.0549	118.4- 178.4	142.7	
2	9	3.116	3.116	0.000	839334	0.0567	36.9- 96.9	64.8	
2	10	3.726	3.726	0.000	716559	0.0583	22.5- 82.5	55.3	
			Average of Peak Amounts =			0.0580			
						RPD = 3.98			

Report Date: 24-Jan-2013 07:50:28 Chrom Revision: 2.0 27-Nov-2012 13:14:12

TestAmerica Canton

Data File:	\\Ncchrom\ChromData\A2HP4\20130123-16796.b\P4000003.D		
Injection Date:	23-Jan-2013 11:22:39	Limit Group:	GC 8082A ICAL
Client ID:		Instrument ID:	A2HP4
Lims Batch ID:	72953	Lims Sample ID:	3
Operator ID:		Injection Vol:	1.0 ul
Column Type:		Column Dia:	

Y Scaling: Method Defined: Set to Absolute Y Value

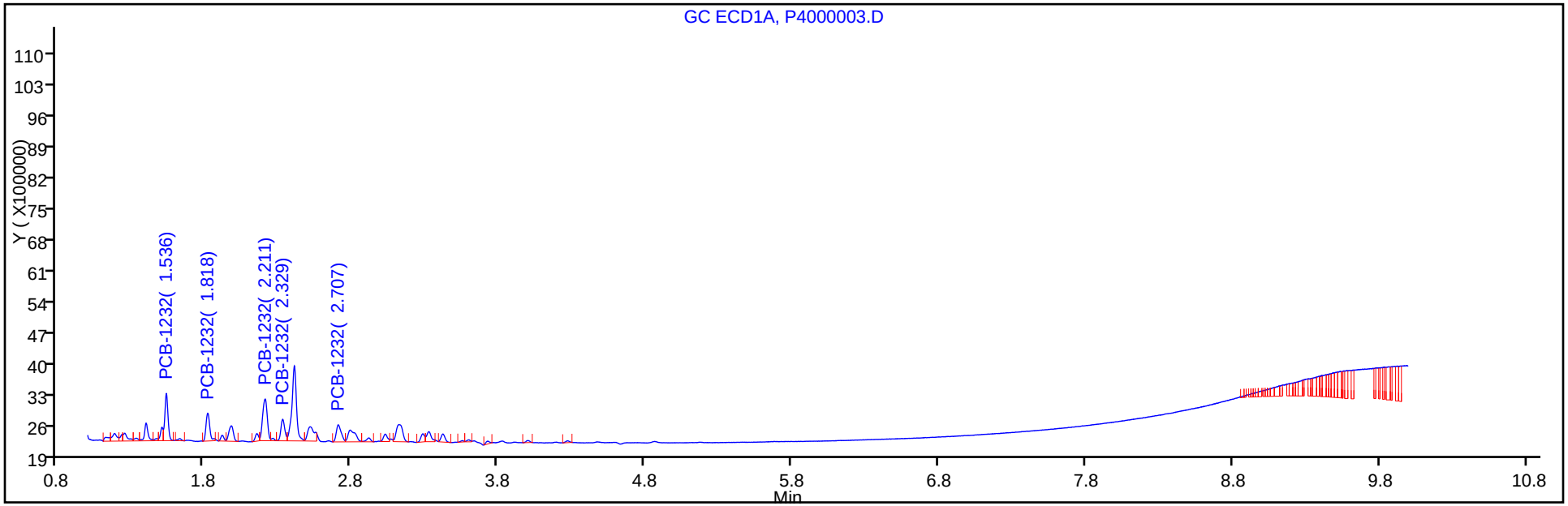

Y Scaling: Method Defined: Set to Absolute Y Value

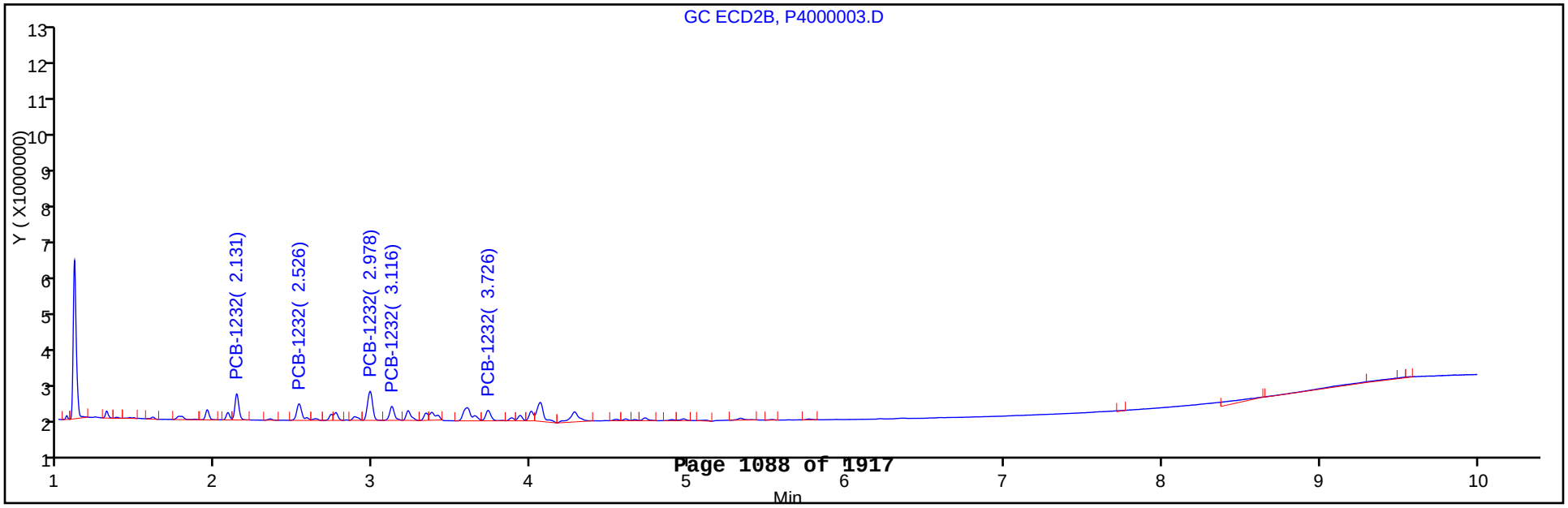

TestAmerica Canton
Target Compound Quantitation Report

Data File:	\\Ncchrom\ChromData\A2HP4\20130123-16796.b\P4000004.D		
Lims ID:	STD01 1232	Client ID:	
Inject. Date:	23-Jan-2013 11:38:20	Dil. Factor:	1.0000
Sample Type:	IC	Calib Level:	2
Sample ID:	240-0016796-004		
Misc. Info.:			
Operator:		Instrument ID:	A2HP4
Injection Vol:	1.0 ul	ALS Bottle#:	4
Lims Batch ID:	72953	Lims Sample ID:	4
Sublist:	chrom-PCB4*sub1		
Detector 1 :	GC ECD1A		
Detector 2 :	GC ecd2b		
Method:	\\Ncchrom\ChromData\A2HP4\20130123-16796.b\PCB4.m		
Last Update:	24-Jan-2013 07:50:25	Calib Date:	23-Jan-2013 22:06:47
Quant Method:	External Standard	Quant By:	Initial Calibration
Last ICal File:	\\Ncchrom\ChromData\A2HP4\20130123-16796.b\P4000044.D		
Limit Group:	GC 8082A ICAL		
Integrator:	Falcon		
Column Type:		Column Dia:	
Process Host:	XAWRK022		

Det	Sig	RT	EXP RT	DLT RT	Response	On-Col Amt ng/ul	Ratio Range	Ratio	Flags
4 PCB-1232									
1	100	1.537	1.536	0.001	3064507	0.1123		100.0	
1	2	1.818	1.818	0.000	2153800	0.1114	46.8- 96.8	70.3	
1	3	2.209	2.211	-0.002	4247972	0.1083	117.9- 167.9	138.6	
1	4	2.330	2.329	0.001	1906629	0.1104	39.4- 89.4	62.2	
1	5	2.707	2.707	0.000	1740063	0.1085	34.4- 84.4	56.8	
			Average of Peak Amounts =			0.1102			
2	6	2.131	2.131	0.000	2466425	0.1101		100.0	
2	7	2.527	2.526	0.001	2161756	0.1189	47.9- 107.9	87.6	
2	8	2.977	2.978	-0.001	3551259	0.1055	118.4- 178.4	144.0	
2	9	3.116	3.116	0.000	1591857	0.1075	36.9- 96.9	64.5	
2	10	3.725	3.726	-0.001	1330073	0.1082	22.5- 82.5	53.9	
			Average of Peak Amounts =			0.1101			
						RPD = 0.14			

Report Date: 24-Jan-2013 07:50:26 Chrom Revision: 2.0 27-Nov-2012 13:14:12

TestAmerica Canton

Data File:	\\Ncchrom\ChromData\A2HP4\20130123-16796.b\P4000004.D		
Injection Date:	23-Jan-2013 11:38:20	Limit Group:	GC 8082A ICAL
Client ID:		Instrument ID:	A2HP4
Lims Batch ID:	72953	Lims Sample ID:	4
Operator ID:		Injection Vol:	1.0 ul
Column Type:		Column Dia:	

Y Scaling: Method Defined: Set to Absolute Y Value

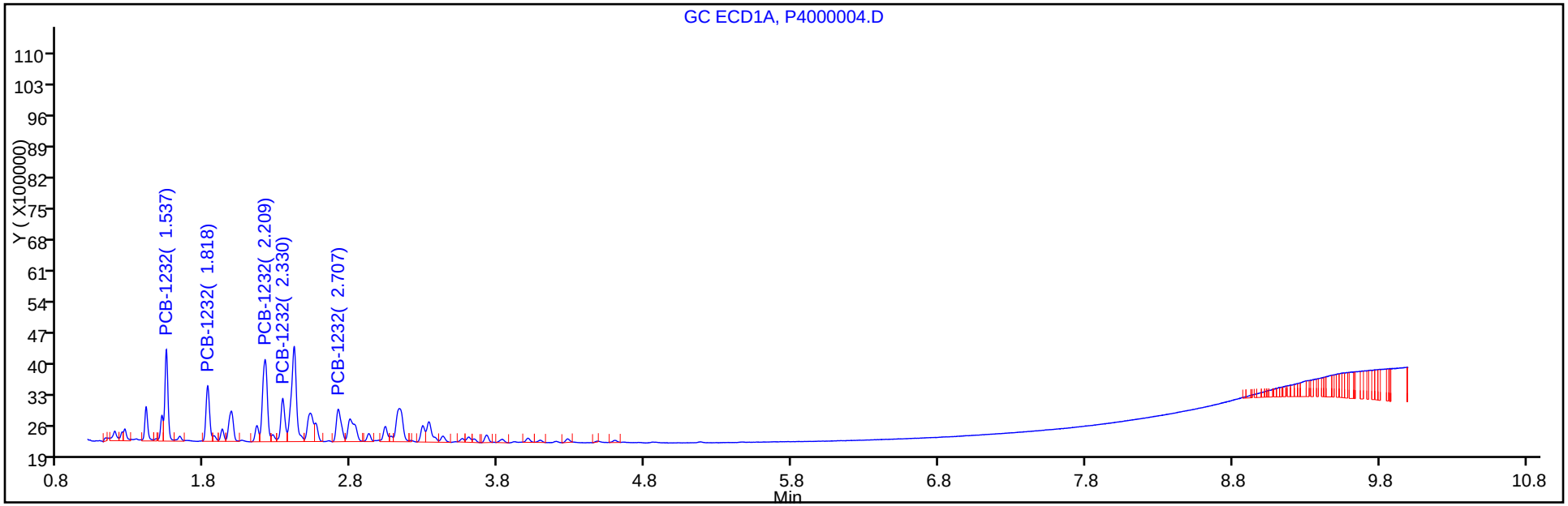

Y Scaling: Method Defined: Set to Absolute Y Value

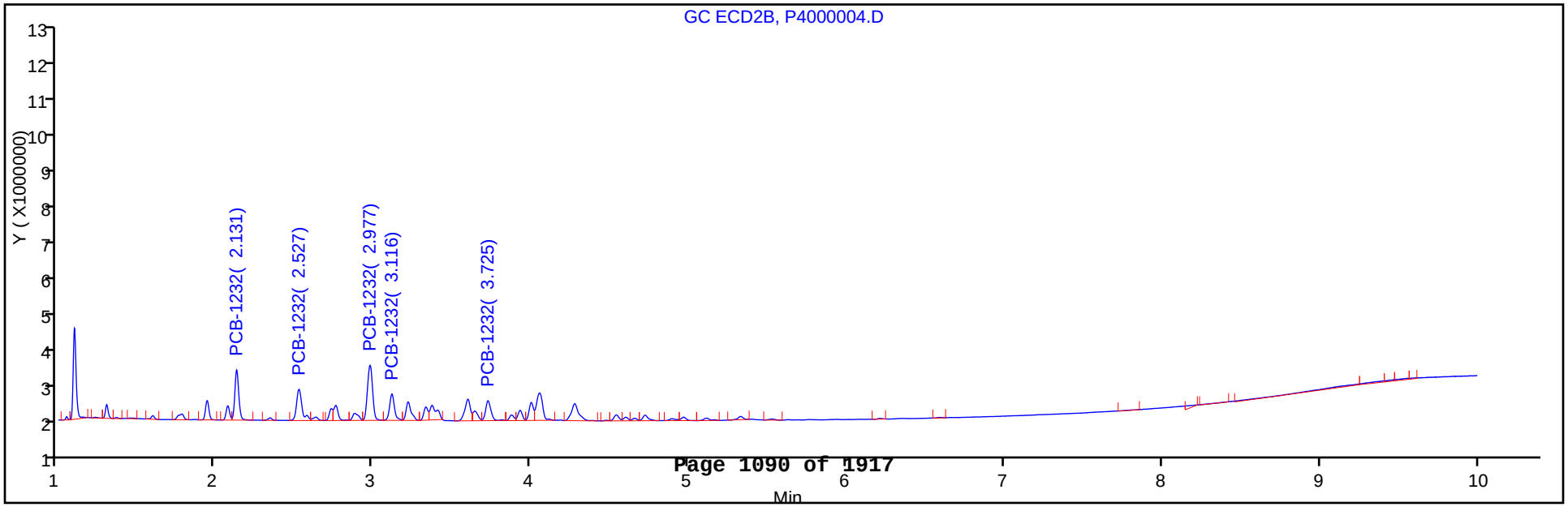

TestAmerica Canton
Target Compound Quantitation Report

Data File:	\\Ncchrom\ChromData\A2HP4\20130123-16796.b\P4000005.D		
Lims ID:	STD02 1232	Client ID:	
Inject. Date:	23-Jan-2013 11:54:11	Dil. Factor:	1.0000
Sample Type:	IC	Calib Level:	3
Sample ID:	240-0016796-005		
Misc. Info.:			
Operator:		Instrument ID:	A2HP4
Injection Vol:	1.0 ul	ALS Bottle#:	5
Lims Batch ID:	72953	Lims Sample ID:	5
Sublist:	chrom-PCB4*sub1		
Detector 1 :	GC ECD1A		
Detector 2 :	GC ecd2b		
Method:	\\Ncchrom\ChromData\A2HP4\20130123-16796.b\PCB4.m		
Last Update:	24-Jan-2013 07:50:22	Calib Date:	23-Jan-2013 22:06:47
Quant Method:	External Standard	Quant By:	Initial Calibration
Last ICal File:	\\Ncchrom\ChromData\A2HP4\20130123-16796.b\P4000044.D		
Limit Group:	GC 8082A ICAL		
Integrator:	Falcon		
Column Type:		Column Dia:	
Process Host:	XAWRK022		

Det	Sig	RT	EXP RT	DLT RT	Response	On-Col Amt ng/ul	Ratio Range	Ratio	Flags
4 PCB-1232									
1	100	1.537	1.536	0.001	5533596	0.2029		100.0	
1	2	1.818	1.818	0.000	3971519	0.2055	46.8- 96.8	71.8	
1	3	2.209	2.211	-0.002	7907793	0.2016	117.9- 167.9	142.9	
1	4	2.330	2.329	0.001	3564479	0.2064	39.4- 89.4	64.4	
1	5	2.708	2.707	0.001	3287177	0.2050	34.4- 84.4	59.4	
			Average of Peak Amounts =			0.2043			
2	6	2.132	2.131	0.001	4633451	0.2069		100.0	
2	7	2.526	2.526	0.000	3611192	0.1985	47.9- 107.9	77.9	
2	8	2.978	2.978	0.000	6877859	0.2044	118.4- 178.4	148.4	
2	9	3.116	3.116	0.000	3099315	0.2094	36.9- 96.9	66.9	
2	10	3.725	3.726	-0.001	2430800	0.1978	22.5- 82.5	52.5	
			Average of Peak Amounts =			0.2034			
						RPD = 0.43			

Report Date: 24-Jan-2013 07:50:24 Chrom Revision: 2.0 27-Nov-2012 13:14:12

TestAmerica Canton

Data File:	\\Ncchrom\ChromData\A2HP4\20130123-16796.b\P4000005.D		
Injection Date:	23-Jan-2013 11:54:11	Limit Group:	GC 8082A ICAL
Client ID:		Instrument ID:	A2HP4
Lims Batch ID:	72953	Lims Sample ID:	5
Operator ID:		Injection Vol:	1.0 ul
Column Type:		Column Dia:	

Y Scaling: Method Defined: Set to Absolute Y Value

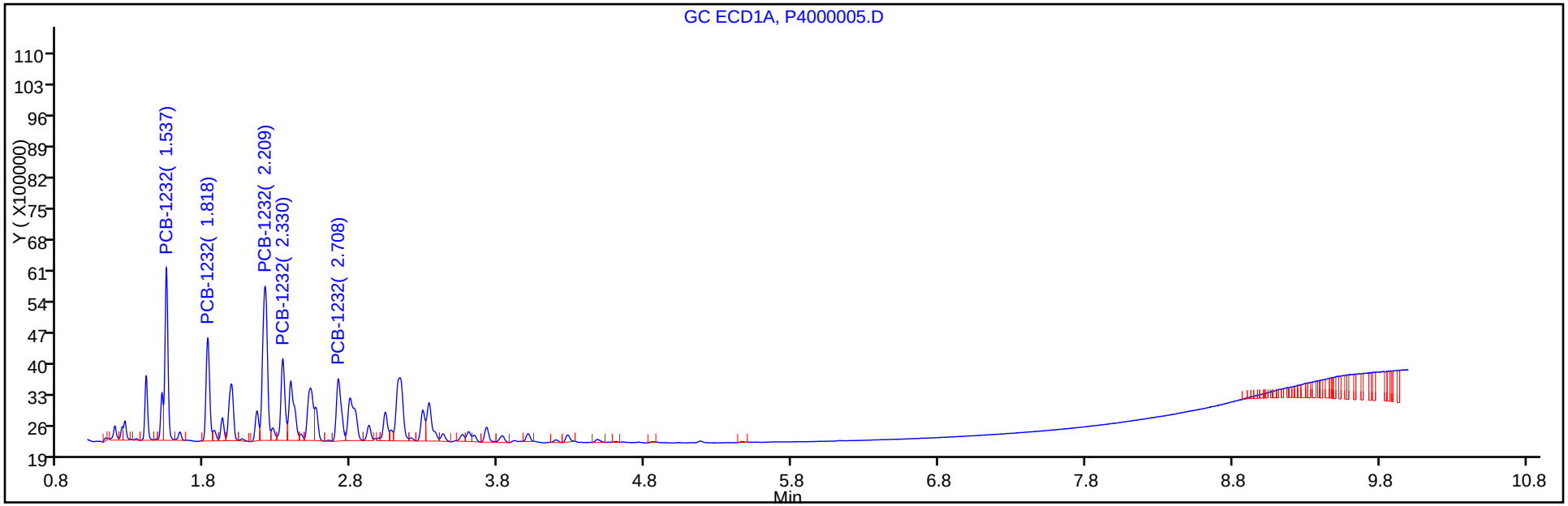

Y Scaling: Method Defined: Set to Absolute Y Value

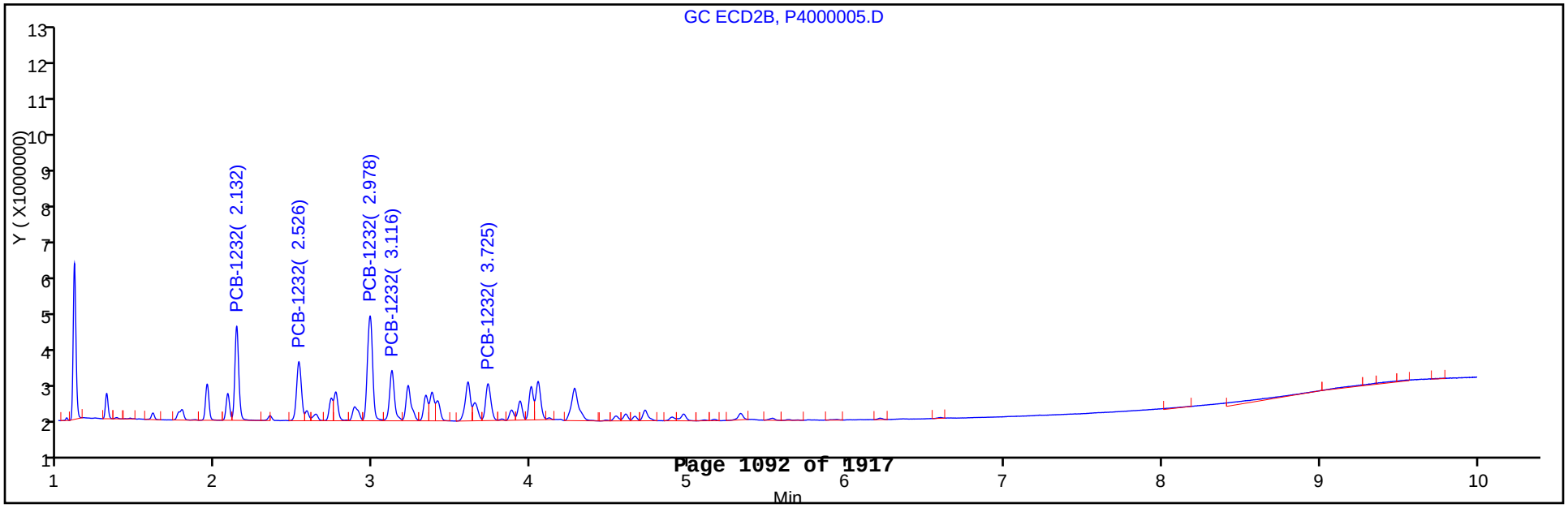

TestAmerica Canton
Target Compound Quantitation Report

Data File:	\\Ncchrom\ChromData\A2HP4\20130123-16796.b\P4000006.D		
Lims ID:	STD05 1232	Client ID:	
Inject. Date:	23-Jan-2013 12:09:50	Dil. Factor:	1.0000
Sample Type:	IC	Calib Level:	4
Sample ID:	240-0016796-006		
Misc. Info.:			
Operator:		Instrument ID:	A2HP4
Injection Vol:	1.0 ul	ALS Bottle#:	6
Lims Batch ID:	72953	Lims Sample ID:	6
Sublist:	chrom-PCB4*sub1		
Detector 1 :	GC ECD1A		
Detector 2 :	GC ecd2b		

Method:	\\Ncchrom\ChromData\A2HP4\20130123-16796.b\PCB4.m		
Last Update:	24-Jan-2013 07:50:20	Calib Date:	23-Jan-2013 22:06:47
Quant Method:	External Standard	Quant By:	Initial Calibration
Last ICal File:	\\Ncchrom\ChromData\A2HP4\20130123-16796.b\P4000044.D		
Limit Group:	GC 8082A ICAL		
Integrator:	Falcon		
Column Type:		Column Dia:	
Process Host:	XAWRK022		

Det	Sig	RT	EXP RT	DLT RT	Response	On-Col Amt ng/ul	Ratio Range	Ratio	Flags
4 PCB-1232									
1	100	1.537	1.536	0.001	12604669	0.4621		100.0	
1	2	1.819	1.818	0.001	8977895	0.4645	46.8- 96.8	71.2	
1	3	2.210	2.211	-0.001	18522806	0.4723	117.9- 167.9	147.0	
1	4	2.330	2.329	0.001	8234483	0.4768	39.4- 89.4	65.3	
1	5	2.708	2.707	0.001	7584456	0.4731	34.4- 84.4	60.2	
			Average of Peak Amounts =			0.4698			
2	6	2.132	2.131	0.001	10361023	0.4626		100.0	
2	7	2.526	2.526	0.000	8030102	0.4415	47.9- 107.9	77.5	
2	8	2.977	2.978	-0.001	15403522	0.4577	118.4- 178.4	148.7	
2	9	3.116	3.116	0.000	6559392	0.4431	36.9- 96.9	63.3	
2	10	3.727	3.726	0.001	5690903	0.4631	22.5- 82.5	54.9	
			Average of Peak Amounts =			0.4536			
						RPD = 3.50			

Report Date: 24-Jan-2013 07:50:22 Chrom Revision: 2.0 27-Nov-2012 13:14:12

TestAmerica Canton

Data File:	\\Ncchrom\ChromData\A2HP4\20130123-16796.b\P4000006.D		
Injection Date:	23-Jan-2013 12:09:50	Limit Group:	GC 8082A ICAL
Client ID:		Instrument ID:	A2HP4
Lims Batch ID:	72953	Lims Sample ID:	6
Operator ID:		Injection Vol:	1.0 ul
Column Type:		Column Dia:	

Y Scaling: Method Defined: Set to Absolute Y Value

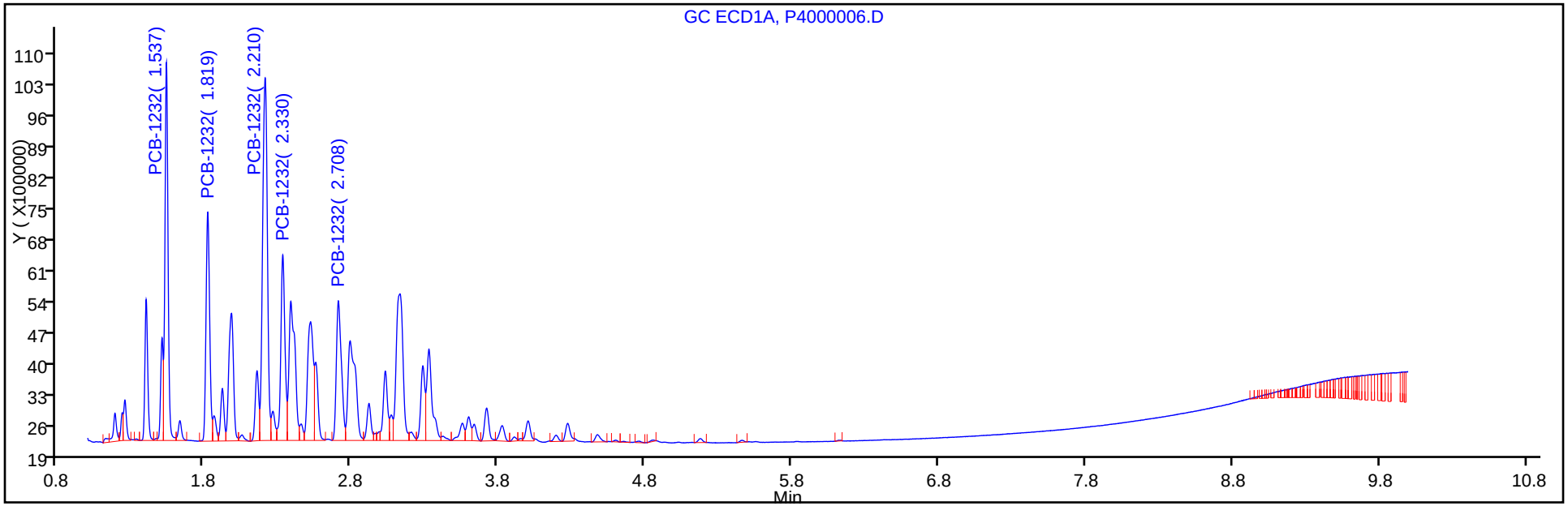

Y Scaling: Method Defined: Set to Absolute Y Value

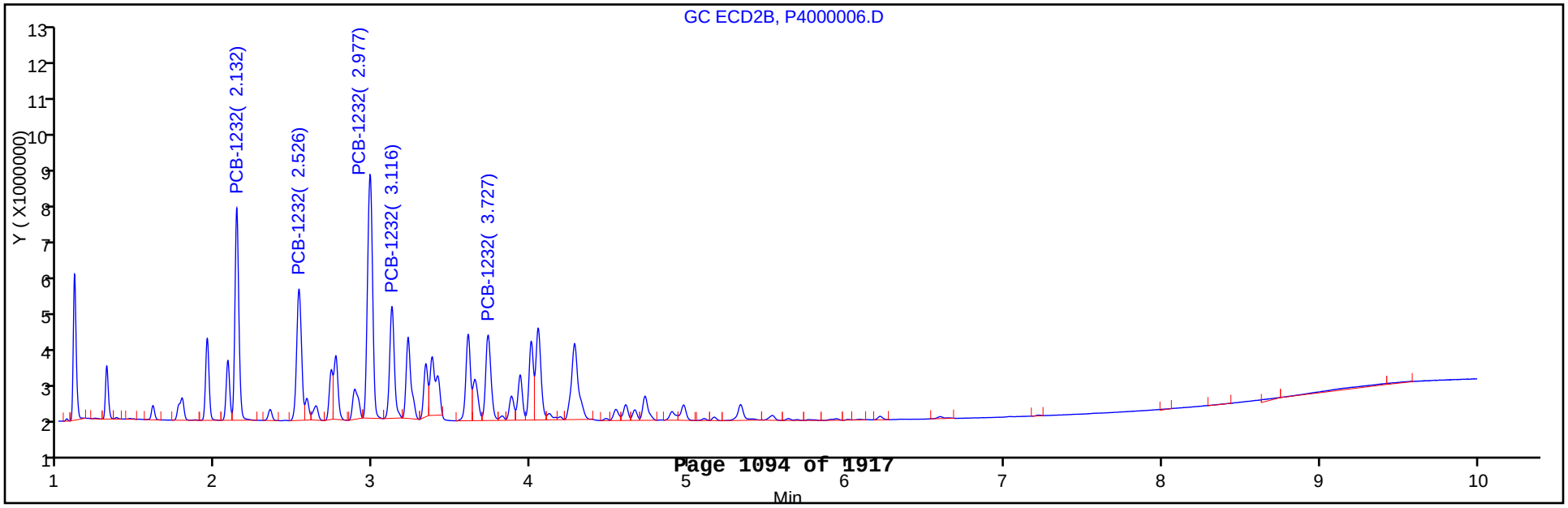

TestAmerica Canton
Target Compound Quantitation Report

Data File:	\\Ncchrom\ChromData\A2HP4\20130123-16796.b\P4000007.D		
Lims ID:	STD1 1232	Client ID:	
Inject. Date:	23-Jan-2013 12:25:33	Dil. Factor:	1.0000
Sample Type:	IC	Calib Level:	5
Sample ID:	240-0016796-007		
Misc. Info.:			
Operator:		Instrument ID:	A2HP4
Injection Vol:	1.0 ul	ALS Bottle#:	7
Lims Batch ID:	72953	Lims Sample ID:	7
Sublist:	chrom-PCB4*sub1		
Detector 1 :	GC ECD1A		
Detector 2 :	GC ecd2b		

Method:	\\Ncchrom\ChromData\A2HP4\20130123-16796.b\PCB4.m		
Last Update:	24-Jan-2013 07:50:18	Calib Date:	23-Jan-2013 22:06:47
Quant Method:	External Standard	Quant By:	Initial Calibration
Last ICal File:	\\Ncchrom\ChromData\A2HP4\20130123-16796.b\P4000044.D		
Limit Group:	GC 8082A ICAL		
Integrator:	Falcon		
Column Type:		Column Dia:	
Process Host:	XAWRK022		

Det	Sig	RT	EXP RT	DLT RT	Response	On-Col Amt ng/ul	Ratio Range	Ratio	Flags
4 PCB-1232									
1	100	1.537	1.536	0.001	24948908	0.9146		100.0	
1	2	1.819	1.818	0.001	17586674	0.9099	46.8- 96.8	70.5	
1	3	2.210	2.211	-0.001	37770006	0.9631	117.9- 167.9	151.4	
1	4	2.329	2.329	0.000	16450603	0.9525	39.4- 89.4	65.9	
1	5	2.709	2.707	0.002	15006816	0.9361	34.4- 84.4	60.2	
			Average of Peak Amounts =			0.9353			
2	6	2.131	2.131	0.000	20664486	0.9227		100.0	
2	7	2.526	2.526	0.000	15833536	0.8705	47.9- 107.9	76.6	
2	8	2.977	2.978	-0.001	32625096	0.9695	118.4- 178.4	157.9	
2	9	3.116	3.116	0.000	14071319	0.9506	36.9- 96.9	68.1	
2	10	3.726	3.726	0.000	11542138	0.9392	22.5- 82.5	55.9	
			Average of Peak Amounts =			0.9305			
						RPD = 0.51			

Report Date: 24-Jan-2013 07:50:19 Chrom Revision: 2.0 27-Nov-2012 13:14:12

TestAmerica Canton

Data File:	\\Ncchrom\ChromData\A2HP4\20130123-16796.b\P4000007.D		
Injection Date:	23-Jan-2013 12:25:33	Limit Group:	GC 8082A ICAL
Client ID:		Instrument ID:	A2HP4
Lims Batch ID:	72953	Lims Sample ID:	7
Operator ID:		Injection Vol:	1.0 ul
Column Type:		Column Dia:	

Y Scaling: Method Defined: Set to Absolute Y Value

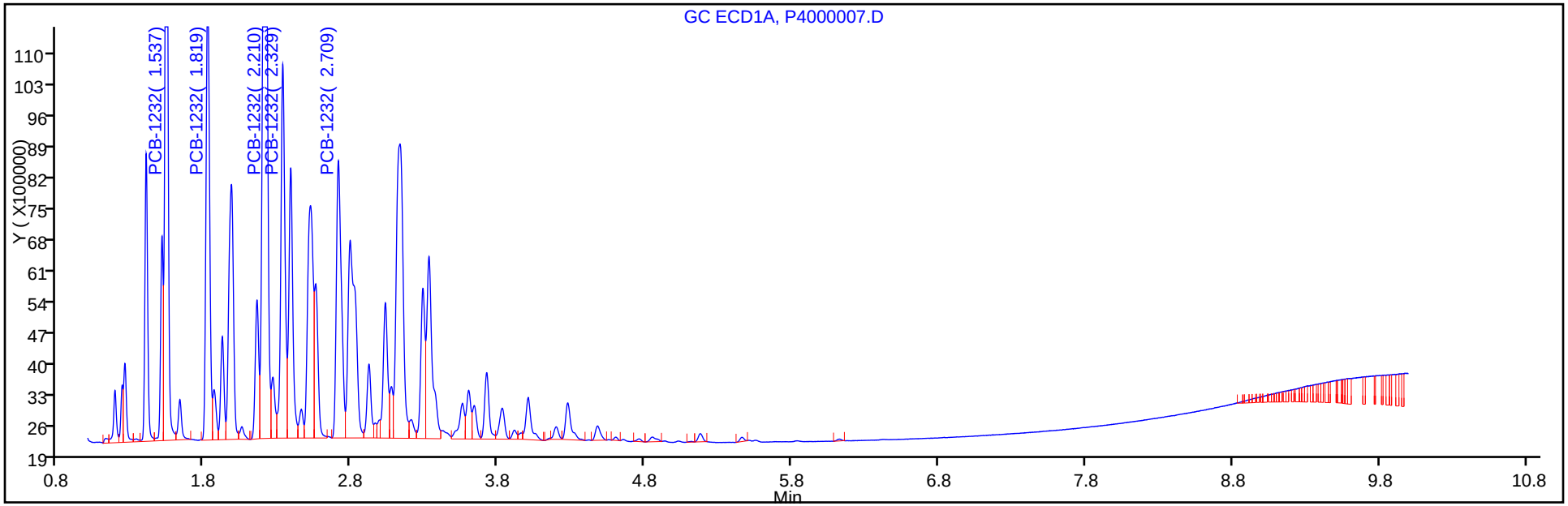

Y Scaling: Method Defined: Set to Absolute Y Value

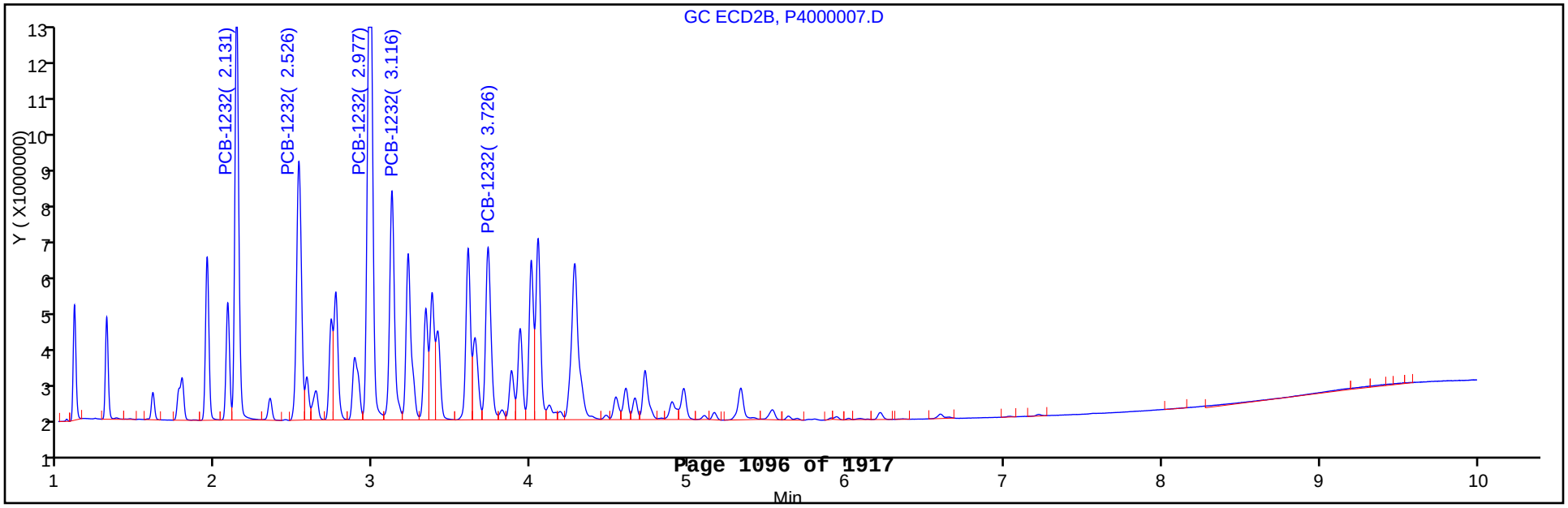

TestAmerica Canton
Target Compound Quantitation Report

Data File:	\\Ncchrom\ChromData\A2HP4\20130123-16796.b\P4000008.D		
Lims ID:	STD2 1232	Client ID:	
Inject. Date:	23-Jan-2013 12:41:10	Dil. Factor:	1.0000
Sample Type:	IC	Calib Level:	6
Sample ID:	240-0016796-008		
Misc. Info.:			
Operator:		Instrument ID:	A2HP4
Injection Vol:	1.0 ul	ALS Bottle#:	8
Lims Batch ID:	72953	Lims Sample ID:	8
Sublist:	chrom-PCB4*sub1		
Detector 1 :	GC ECD1A		
Detector 2 :	GC ecd2b		

Method:	\\Ncchrom\ChromData\A2HP4\20130123-16796.b\PCB4.m		
Last Update:	24-Jan-2013 07:50:16	Calib Date:	23-Jan-2013 22:06:47
Quant Method:	External Standard	Quant By:	Initial Calibration
Last ICal File:	\\Ncchrom\ChromData\A2HP4\20130123-16796.b\P4000044.D		
Limit Group:	GC 8082A ICAL		
Integrator:	Falcon		
Column Type:		Column Dia:	
Process Host:	XAWRK022		

Det	Sig	RT	EXP RT	DLT RT	Response	On-Col Amt ng/ul	Ratio Range	Ratio	Flags
4 PCB-1232									
1	100	1.536	1.536	0.000	46257894	1.70		100.0	
1	2	1.819	1.818	0.001	32807709	1.70	46.8- 96.8	70.9	
1	3	2.210	2.211	-0.001	73243042	1.87	117.9- 167.9	158.3	
1	4	2.330	2.329	0.001	31536607	1.83	39.4- 89.4	68.2	
1	5	2.708	2.707	0.001	28487535	1.78	34.4- 84.4	61.6	
			Average of Peak Amounts =			1.77			
2	6	2.131	2.131	0.000	38506652	1.72		100.0	
2	7	2.526	2.526	0.000	29740785	1.64	47.9- 107.9	77.2	
2	8	2.978	2.978	0.000	63212471	1.88	118.4- 178.4	164.2	
2	9	3.116	3.116	0.000	26844485	1.81	36.9- 96.9	69.7	
2	10	3.725	3.726	-0.001	22045833	1.79	22.5- 82.5	57.3	
			Average of Peak Amounts =			1.77			
						RPD = 0.26			

Report Date: 24-Jan-2013 07:50:17 Chrom Revision: 2.0 27-Nov-2012 13:14:12

TestAmerica Canton

Data File:	\\Ncchrom\ChromData\A2HP4\20130123-16796.b\P4000008.D		
Injection Date:	23-Jan-2013 12:41:10	Limit Group:	GC 8082A ICAL
Client ID:		Instrument ID:	A2HP4
Lims Batch ID:	72953	Lims Sample ID:	8
Operator ID:		Injection Vol:	1.0 ul
Column Type:		Column Dia:	

Y Scaling: Method Defined: Set to Absolute Y Value

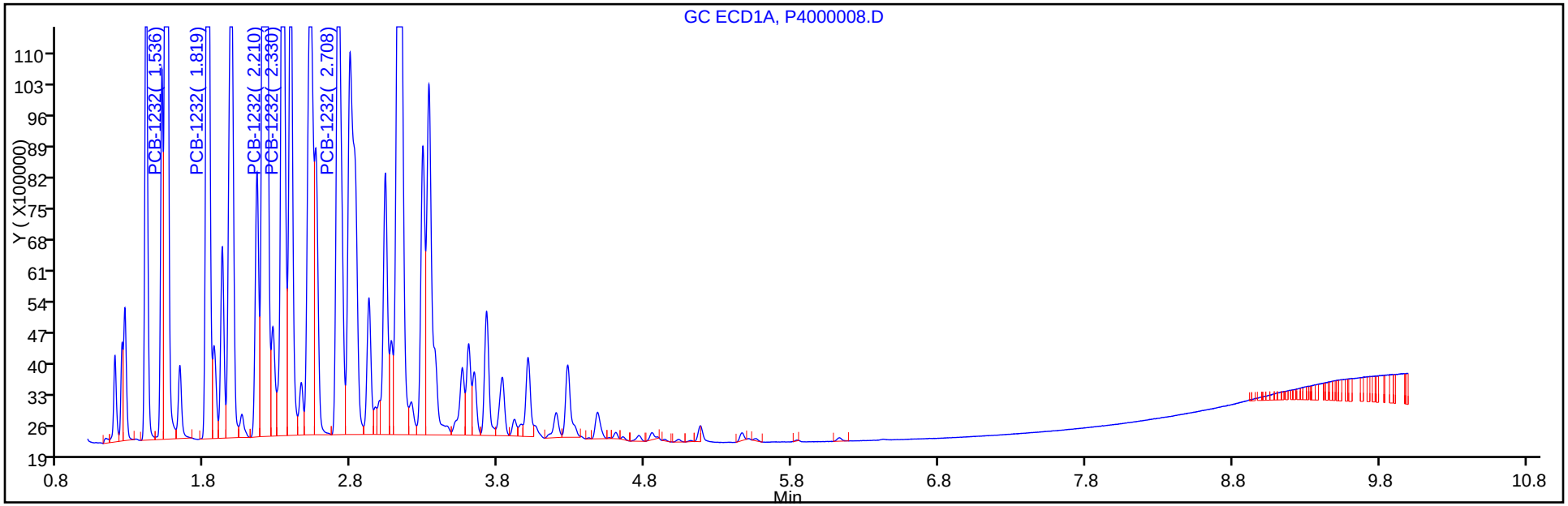

Y Scaling: Method Defined: Set to Absolute Y Value

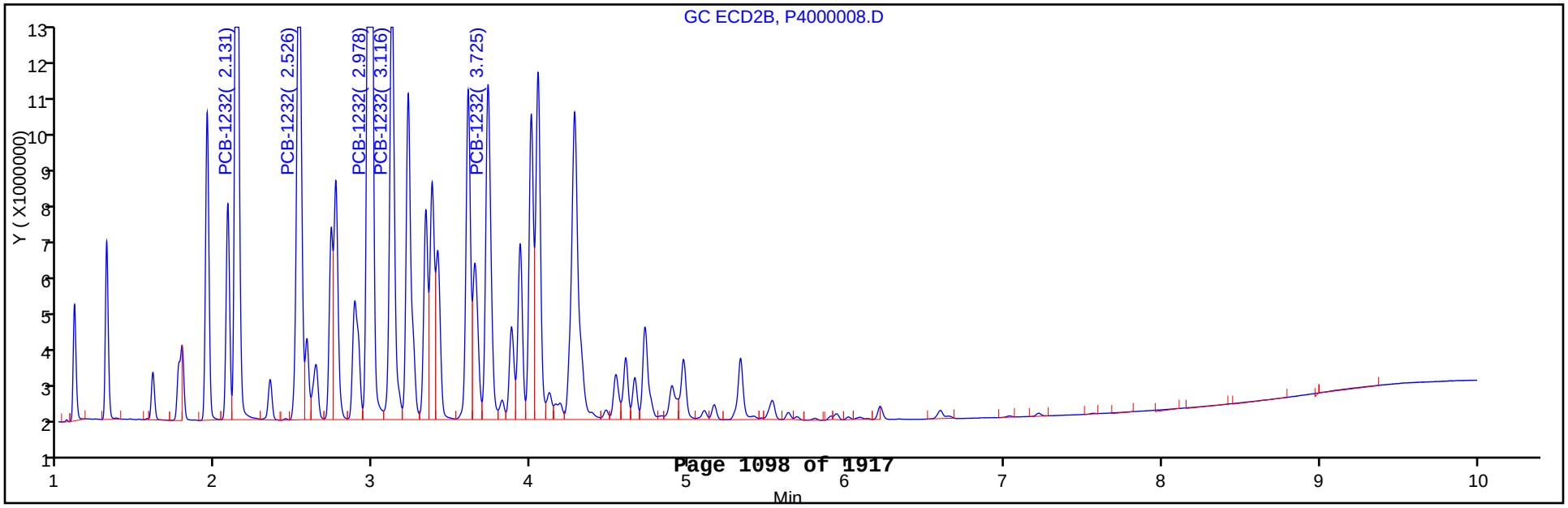

FORM VI
PCBS INITIAL CALIBRATION DATA
EXTERNAL STANDARD RETENTION TIME SUMMARY

Lab Name: TestAmerica Canton Job No.: 240-21987-1 Analy Batch No.: 72953

SDG No.:

Instrument ID: A2HP4 GC Column: CLP-1 ID: 0.53(mm) Heated Purge: (Y/N) N

Calibration Start Date: 01/23/2013 12:56 Calibration End Date: 01/23/2013 14:15 Calibration ID: 13447

Calibration Files:

LEVEL:	LAB SAMPLE ID:	LAB FILE ID:
Level 1	STD005 240-72953/9	P4000009.D
Level 2	STD01 240-72953/10	P4000010.D
Level 3	STD02 240-72953/11	P4000011.D
Level 4	STD05 240-72953/12	P4000012.D
Level 5	STD1 240-72953/13	P4000013.D
Level 6	STD2 240-72953/14	P4000014.D

ANALYTE	LVL 1	LVL 2	LVL 3	LVL 4	LVL 5	LVL 6					RT WINDOW	AVG RT
PCB-1242 Peak 1	1.537	1.537	1.538	1.537	1.537	1.537					1.437 - 1.637	1.537
PCB-1242 Peak 2	1.818	1.818	1.818	1.819	1.819	1.818					1.718 - 1.918	1.818
PCB-1242 Peak 3	2.209	2.210	2.210	2.210	2.210	2.210					2.109 - 2.309	2.210
PCB-1242 Peak 4	2.330	2.330	2.330	2.330	2.330	2.330					2.230 - 2.430	2.330
PCB-1242 Peak 5	2.708	2.708	2.708	2.709	2.709	2.709					2.608 - 2.808	2.709

FORM VI
PCBS INITIAL CALIBRATION DATA
EXTERNAL STANDARD CURVE EVALUATION

Lab Name: TestAmerica Canton Job No.: 240-21987-1 Analy Batch No.: 72953

SDG No.:

Instrument ID: A2HP4 GC Column: CLP-1 ID: 0.53(mm) Heated Purge: (Y/N) N

Calibration Start Date: 01/23/2013 12:56 Calibration End Date: 01/23/2013 14:15 Calibration ID: 13447

Calibration Files:

LEVEL:	LAB SAMPLE ID:	LAB FILE ID:
Level 1	STD005 240-72953/9	P4000009.D
Level 2	STD01 240-72953/10	P4000010.D
Level 3	STD02 240-72953/11	P4000011.D
Level 4	STD05 240-72953/12	P4000012.D
Level 5	STD1 240-72953/13	P4000013.D
Level 6	STD2 240-72953/14	P4000014.D

ANALYTE	CF				CURVE TYPE	COEFFICIENT			#	MIN CF	%RSD	#	MAX %RSD	R^2 OR COD	#	MIN R^2 OR COD
	LVL 1 LVL 5	LVL 2 LVL 6	LVL 3	LVL 4		B	M1	M2								
PCB-1242 Peak 1	24114020 17665942	21565690 16863549	20800510	18385568	Ave		19899213.2				14.0		20.0			
PCB-1242 Peak 2	44212800 33555792	40882910 31955396	39024650	34931252	Ave		37427133.3				13.0		20.0			
PCB-1242 Peak 3	83343140 71123082	77763490 70155579	75649820	70919246	Ave		74825726.1				6.9		20.0			
PCB-1242 Peak 4	38230800 30680366	35493740 30304765	34698505	31522882	Ave		33488509.7				9.4		20.0			
PCB-1242 Peak 5	38192460 30752600	35933140 30298035	35022800	31202694	Ave		33566954.8				9.7		20.0			

Note: The m1 coefficient is the same as Ave CF for an Ave curve type.

FORM VI
PCBS INITIAL CALIBRATION DATA
EXTERNAL STANDARD RESPONSE AND CONCENTRATION

Lab Name: TestAmerica Canton Job No.: 240-21987-1 Analy Batch No.: 72953

SDG No.:

Instrument ID: A2HP4 GC Column: CLP-1 ID: 0.53(mm) Heated Purge: (Y/N) N

Calibration Start Date: 01/23/2013 12:56 Calibration End Date: 01/23/2013 14:15 Calibration ID: 13447

Calibration Files:

LEVEL:	LAB SAMPLE ID:	LAB FILE ID:
Level 1	STD005 240-72953/9	P4000009.D
Level 2	STD01 240-72953/10	P4000010.D
Level 3	STD02 240-72953/11	P4000011.D
Level 4	STD05 240-72953/12	P4000012.D
Level 5	STD1 240-72953/13	P4000013.D
Level 6	STD2 240-72953/14	P4000014.D

ANALYTE	CURVE TYPE	RESPONSE					CONCENTRATION (NG/UL)				
		LVL 1 LVL 6	LVL 2	LVL 3	LVL 4	LVL 5	LVL 1 LVL 6	LVL 2	LVL 3	LVL 4	LVL 5
PCB-1242 Peak 1	Ave	1205701 33727098	2156569	4160102	9192784	17665942	0.0500 2.00	0.100	0.200	0.500	1.00
PCB-1242 Peak 2	Ave	2210640 63910792	4088291	7804930	17465626	33555792	0.0500 2.00	0.100	0.200	0.500	1.00
PCB-1242 Peak 3	Ave	4167157 140311157	7776349	15129964	35459623	71123082	0.0500 2.00	0.100	0.200	0.500	1.00
PCB-1242 Peak 4	Ave	1911540 60609530	3549374	6939701	15761441	30680366	0.0500 2.00	0.100	0.200	0.500	1.00
PCB-1242 Peak 5	Ave	1909623 60596069	3593314	7004560	15601347	30752600	0.0500 2.00	0.100	0.200	0.500	1.00

Curve Type Legend:

Ave = Average

TestAmerica Canton
Target Compound Quantitation Report

Data File:	\\Ncchrom\ChromData\A2HP4\20130123-16796.b\P4000009.D		
Lims ID:	STD005 1242	Client ID:	
Inject. Date:	23-Jan-2013 12:56:55	Dil. Factor:	1.0000
Sample Type:	IC	Calib Level:	1
Sample ID:	240-0016796-009		
Misc. Info.:			
Operator:		Instrument ID:	A2HP4
Injection Vol:	1.0 ul	ALS Bottle#:	9
Lims Batch ID:	72953	Lims Sample ID:	9
Sublist:	chrom-PCB4*sub2		
Detector 1 :	GC ECD1A		
Detector 2 :	GC ecd2b		

Method:	\\Ncchrom\ChromData\A2HP4\20130123-16796.b\PCB4.m		
Last Update:	24-Jan-2013 07:50:13	Calib Date:	23-Jan-2013 22:06:47
Quant Method:	External Standard	Quant By:	Initial Calibration
Last ICal File:	\\Ncchrom\ChromData\A2HP4\20130123-16796.b\P4000044.D		
Limit Group:	GC 8082A ICAL		
Integrator:	Falcon		
Column Type:		Column Dia:	
Process Host:	XAWRK022		

Det	Sig	RT	EXP RT	DLT RT	Response	On-Col Amt ng/ul	Ratio Range	Ratio	Flags
5 PCB-1242									
1	100	1.537	1.537	0.000	1205701	0.0606		100.0	
1	2	1.818	1.818	0.000	2210640	0.0591	162.6- 212.6	183.3	
1	3	2.209	2.209	0.000	4167157	0.0557	338.7- 388.7	345.6	
1	4	2.330	2.330	0.000	1911540	0.0571	141.8- 191.8	158.5	
1	5	2.708	2.708	0.000	1909623	0.0569	143.4- 193.4	158.4	
			Average of Peak Amounts =			0.0579			
2	6	2.132	2.132	0.000	954627	0.0586		100.0	
2	7	2.527	2.527	0.000	1881322	0.0582	169.0- 229.0	197.1	
2	8	2.978	2.978	0.000	3514493	0.0545	354.8- 414.8	368.2	
2	9	3.115	3.115	0.000	1634089	0.0571	141.8- 201.8	171.2	
2	10	3.596	3.596	0.000	1874695	0.0473	117.7- 177.7	196.4	
			Average of Peak Amounts =			0.0551			
						RPD = 4.81			

Report Date: 24-Jan-2013 07:50:14 Chrom Revision: 2.0 27-Nov-2012 13:14:12

TestAmerica Canton

Data File:	\\Ncchrom\ChromData\A2HP4\20130123-16796.b\P4000009.D		
Injection Date:	23-Jan-2013 12:56:55	Limit Group:	GC 8082A ICAL
Client ID:		Instrument ID:	A2HP4
Lims Batch ID:	72953	Lims Sample ID:	9
Operator ID:		Injection Vol:	1.0 ul
Column Type:		Column Dia:	

Y Scaling: Method Defined: Set to Absolute Y Value

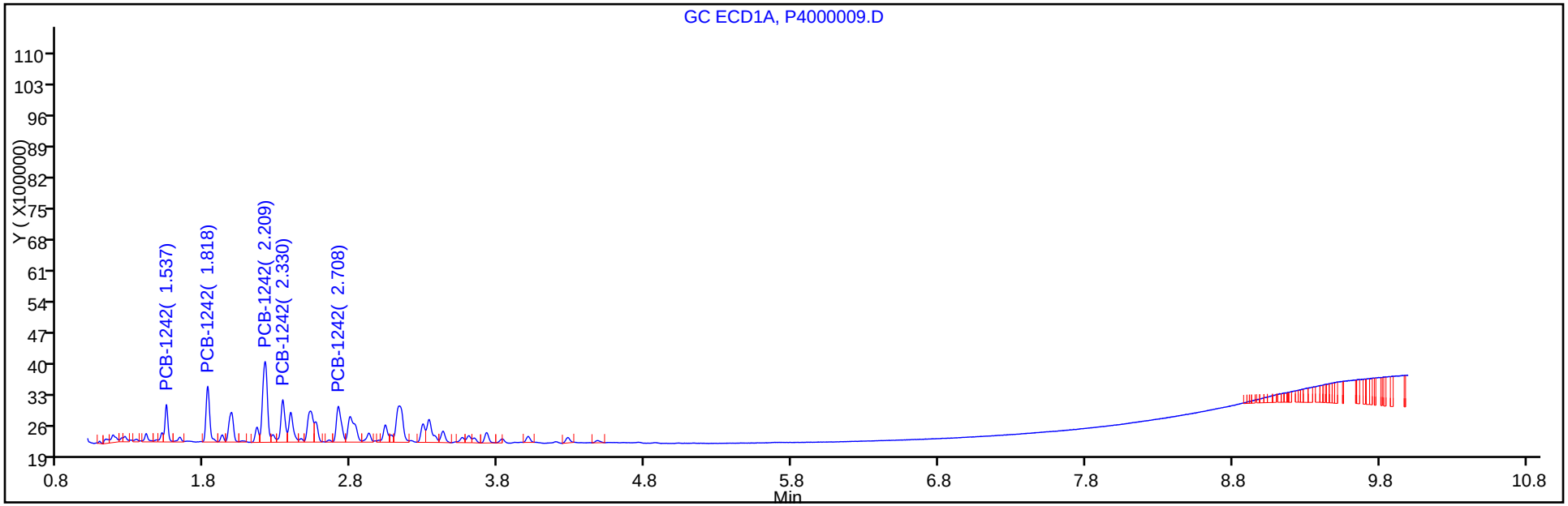

Y Scaling: Method Defined: Set to Absolute Y Value

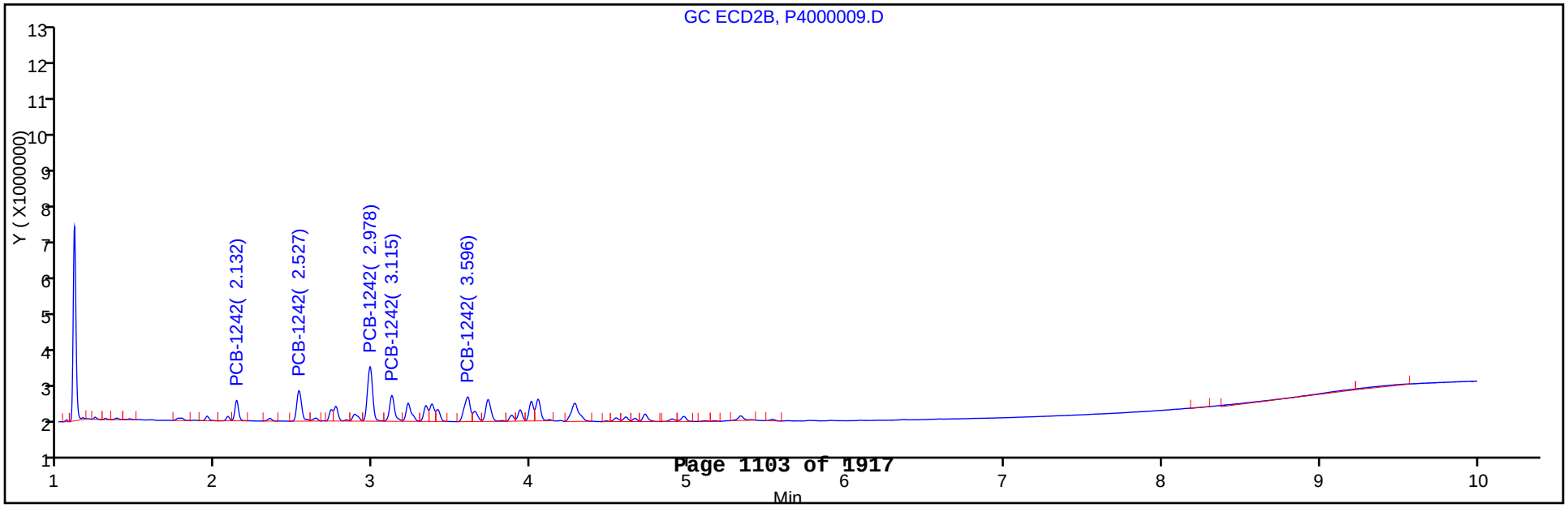

TestAmerica Canton
Target Compound Quantitation Report

Data File:	\\Ncchrom\ChromData\A2HP4\20130123-16796.b\P4000010.D		
Lims ID:	STD01 1242	Client ID:	
Inject. Date:	23-Jan-2013 13:12:36	Dil. Factor:	1.0000
Sample Type:	IC	Calib Level:	2
Sample ID:	240-0016796-010		
Misc. Info.:			
Operator:		Instrument ID:	A2HP4
Injection Vol:	1.0 ul	ALS Bottle#:	10
Lims Batch ID:	72953	Lims Sample ID:	10
Sublist:	chrom-PCB4*sub2		
Detector 1 :	GC ECD1A		
Detector 2 :	GC ecd2b		

Method:	\\Ncchrom\ChromData\A2HP4\20130123-16796.b\PCB4.m		
Last Update:	24-Jan-2013 07:50:11	Calib Date:	23-Jan-2013 22:06:47
Quant Method:	External Standard	Quant By:	Initial Calibration
Last ICal File:	\\Ncchrom\ChromData\A2HP4\20130123-16796.b\P4000044.D		
Limit Group:	GC 8082A ICAL		
Integrator:	Falcon		
Column Type:		Column Dia:	
Process Host:	XAWRK022		

Det	Sig	RT	EXP RT	DLT RT	Response	On-Col Amt ng/ul	Ratio Range	Ratio	Flags
5 PCB-1242									
1	100	1.537	1.537	0.000	2156569	0.1084		100.0	
1	2	1.818	1.818	0.000	4088291	0.1092	162.6- 212.6	189.6	
1	3	2.210	2.209	0.001	7776349	0.1039	338.7- 388.7	360.6	
1	4	2.330	2.330	0.000	3549374	0.1060	141.8- 191.8	164.6	
1	5	2.708	2.708	0.000	3593314	0.1070	143.4- 193.4	166.6	
			Average of Peak Amounts =			0.1069			
2	6	2.131	2.132	-0.001	1795456	0.1103		100.0	
2	7	2.527	2.527	0.000	3566626	0.1103	169.0- 229.0	198.6	
2	8	2.977	2.978	-0.001	6816306	0.1057	354.8- 414.8	379.6	
2	9	3.116	3.115	0.001	3184239	0.1112	141.8- 201.8	177.3	
2	10	3.599	3.596	0.003	2966952	0.1033	117.7- 177.7	165.2	
			Average of Peak Amounts =			0.1082			
						RPD = 1.16			

Report Date: 24-Jan-2013 07:50:12 Chrom Revision: 2.0 27-Nov-2012 13:14:12

TestAmerica Canton

Data File:	\\Ncchrom\ChromData\A2HP4\20130123-16796.b\P4000010.D		
Injection Date:	23-Jan-2013 13:12:36	Limit Group:	GC 8082A ICAL
Client ID:		Instrument ID:	A2HP4
Lims Batch ID:	72953	Lims Sample ID:	10
Operator ID:		Injection Vol:	1.0 ul
Column Type:		Column Dia:	

Y Scaling: Method Defined: Set to Absolute Y Value

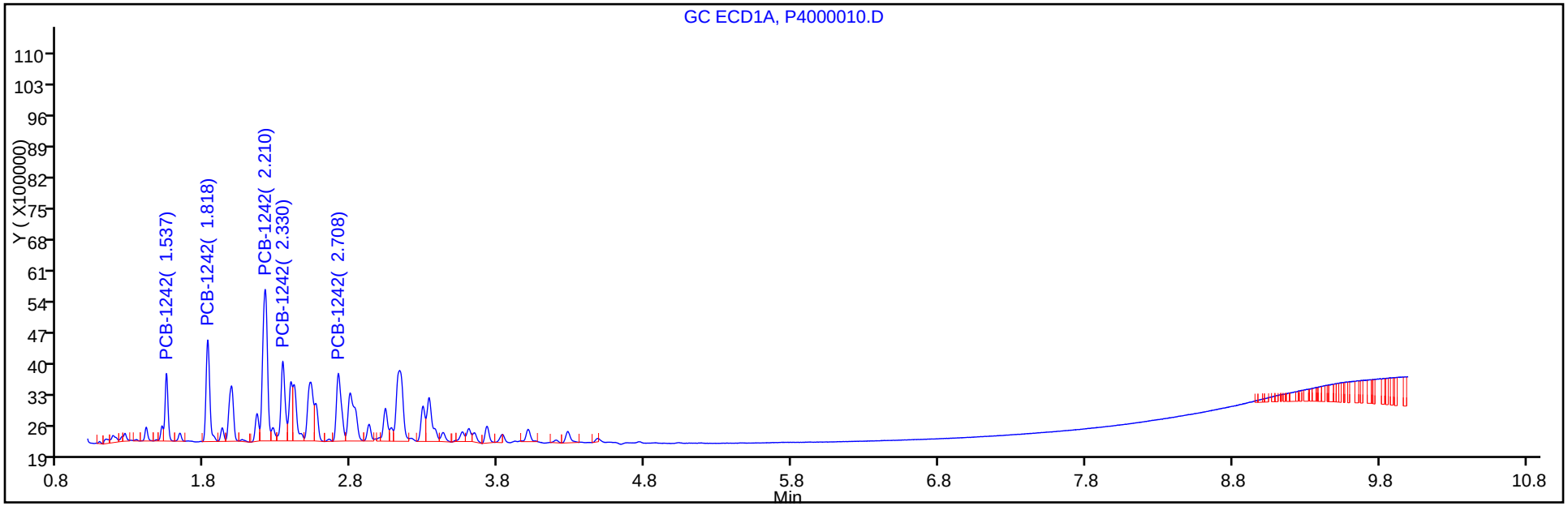

Y Scaling: Method Defined: Set to Absolute Y Value

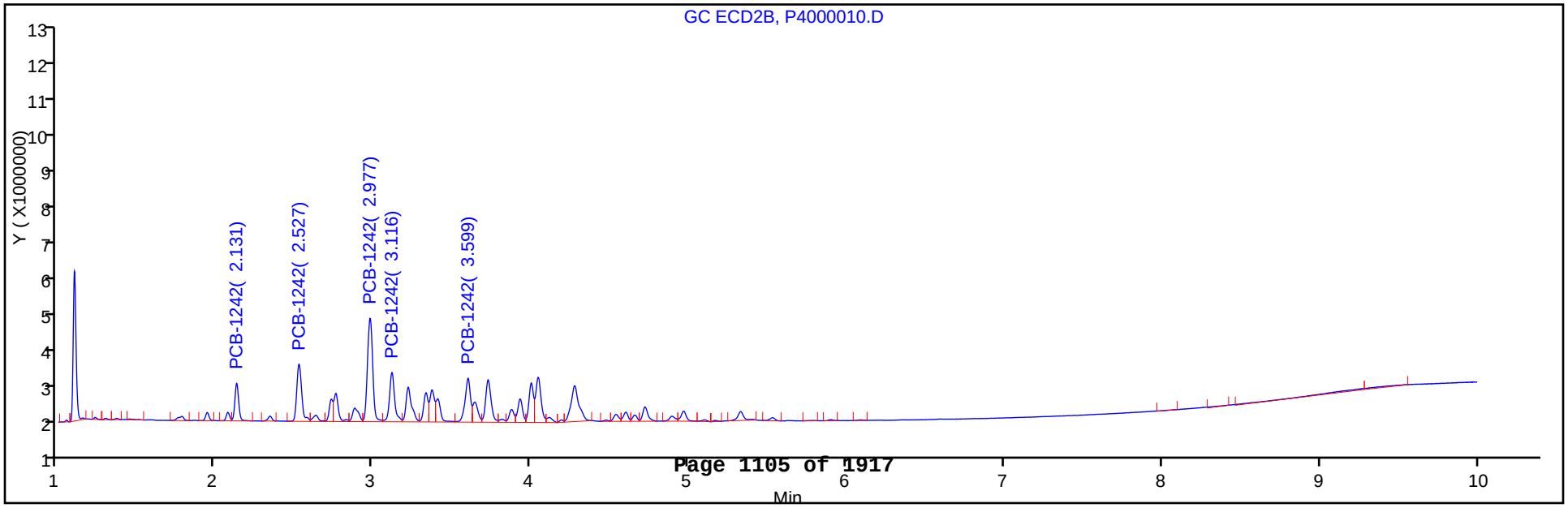

TestAmerica Canton
Target Compound Quantitation Report

Data File:	\\Ncchrom\ChromData\A2HP4\20130123-16796.b\P4000011.D		
Lims ID:	STD02 1242	Client ID:	
Inject. Date:	23-Jan-2013 13:28:18	Dil. Factor:	1.0000
Sample Type:	IC	Calib Level:	3
Sample ID:	240-0016796-011		
Misc. Info.:			
Operator:		Instrument ID:	A2HP4
Injection Vol:	1.0 ul	ALS Bottle#:	11
Lims Batch ID:	72953	Lims Sample ID:	11
Sublist:	chrom-PCB4*sub2		
Detector 1 :	GC ECD1A		
Detector 2 :	GC ecd2b		

Method:	\\Ncchrom\ChromData\A2HP4\20130123-16796.b\PCB4.m		
Last Update:	24-Jan-2013 07:50:08	Calib Date:	23-Jan-2013 22:06:47
Quant Method:	External Standard	Quant By:	Initial Calibration
Last ICal File:	\\Ncchrom\ChromData\A2HP4\20130123-16796.b\P4000044.D		
Limit Group:	GC 8082A ICAL		
Integrator:	Falcon		
Column Type:		Column Dia:	
Process Host:	XAWRK022		

Det	Sig	RT	EXP RT	DLT RT	Response	On-Col Amt ng/ul	Ratio Range	Ratio	Flags
5 PCB-1242									
1	100	1.538	1.537	0.001	4160102	0.2091		100.0	
1	2	1.818	1.818	0.000	7804930	0.2085	162.6- 212.6	187.6	
1	3	2.210	2.209	0.001	15129964	0.2022	338.7- 388.7	363.7	
1	4	2.330	2.330	0.000	6939701	0.2072	141.8- 191.8	166.8	
1	5	2.708	2.708	0.000	7004560	0.2087	143.4- 193.4	168.4	
			Average of Peak Amounts =			0.2071			
2	6	2.132	2.132	0.000	3376631	0.2074		100.0	
2	7	2.527	2.527	0.000	6718548	0.2078	169.0- 229.0	199.0	
2	8	2.978	2.978	0.000	12992453	0.2014	354.8- 414.8	384.8	
2	9	3.116	3.115	0.001	5802502	0.2027	141.8- 201.8	171.8	
2	10	3.599	3.596	0.003	4987524	0.2068	117.7- 177.7	147.7	
			Average of Peak Amounts =			0.2052			
						RPD = 0.93			

Report Date: 24-Jan-2013 07:50:09 Chrom Revision: 2.0 27-Nov-2012 13:14:12

TestAmerica Canton

Data File:	\\Ncchrom\ChromData\A2HP4\20130123-16796.b\P4000011.D		
Injection Date:	23-Jan-2013 13:28:18	Limit Group:	GC 8082A ICAL
Client ID:		Instrument ID:	A2HP4
Lims Batch ID:	72953	Lims Sample ID:	11
Operator ID:		Injection Vol:	1.0 ul
Column Type:		Column Dia:	

Y Scaling: Method Defined: Set to Absolute Y Value

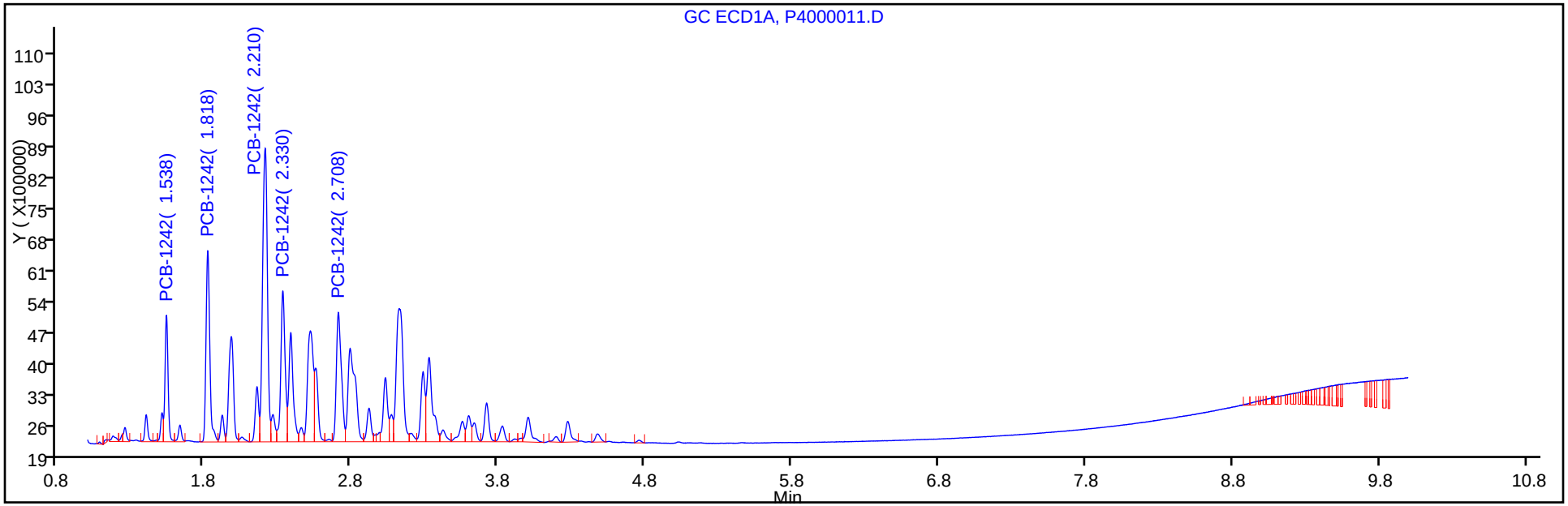

Y Scaling: Method Defined: Set to Absolute Y Value

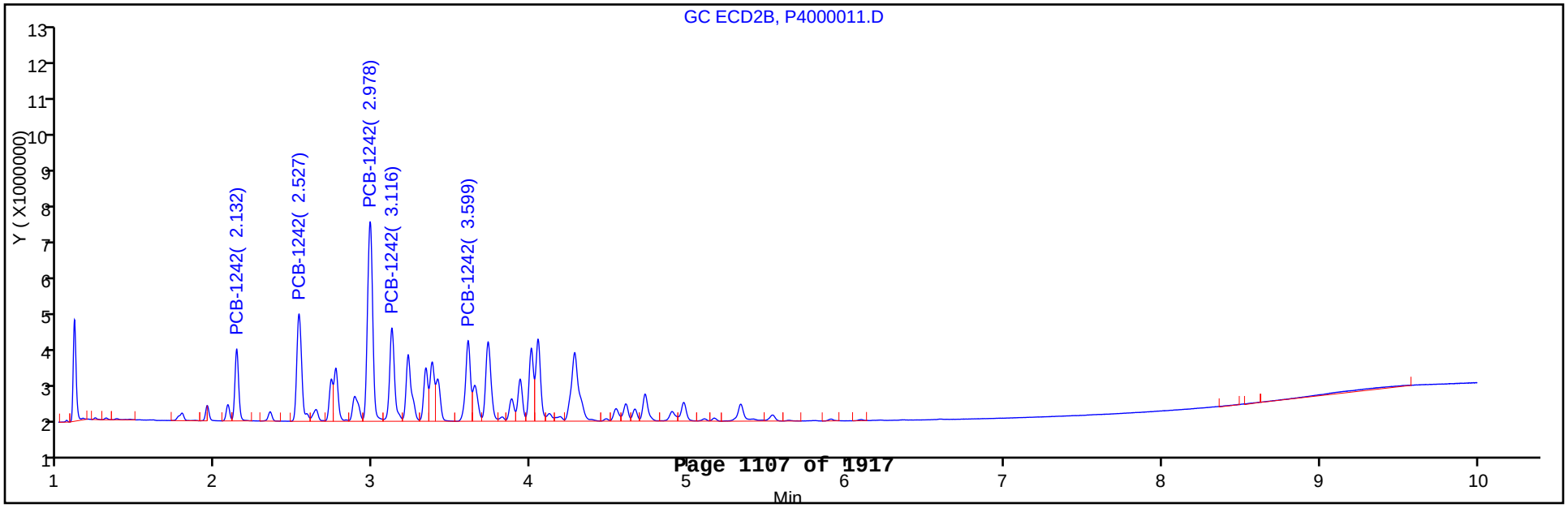

TestAmerica Canton
Target Compound Quantitation Report

Data File:	\\Ncchrom\ChromData\A2HP4\20130123-16796.b\P4000012.D		
Lims ID:	STD05 1242	Client ID:	
Inject. Date:	23-Jan-2013 13:43:57	Dil. Factor:	1.0000
Sample Type:	IC	Calib Level:	4
Sample ID:	240-0016796-012		
Misc. Info.:			
Operator:		Instrument ID:	A2HP4
Injection Vol:	1.0 ul	ALS Bottle#:	12
Lims Batch ID:	72953	Lims Sample ID:	12
Sublist:	chrom-PCB4*sub2		
Detector 1 :	GC ECD1A		
Detector 2 :	GC ecd2b		

Method:	\\Ncchrom\ChromData\A2HP4\20130123-16796.b\PCB4.m		
Last Update:	24-Jan-2013 07:50:06	Calib Date:	23-Jan-2013 22:06:47
Quant Method:	External Standard	Quant By:	Initial Calibration
Last ICal File:	\\Ncchrom\ChromData\A2HP4\20130123-16796.b\P4000044.D		
Limit Group:	GC 8082A ICAL		
Integrator:	Falcon		
Column Type:		Column Dia:	
Process Host:	XAWRK022		

First Level Reviewer: hassl Date: 24-Jan-2013 07:36:53

Det	Sig	RT	EXP RT	DLT RT	Response	On-Col Amt ng/ul	Ratio Range	Ratio	Flags
5 PCB-1242									M
1	100	1.537	1.537	0.000	9192784	0.4620		100.0	
1	2	1.819	1.818	0.001	17465626	0.4667	162.6- 212.6	190.0	
1	3	2.210	2.209	0.001	35459623	0.4739	338.7- 388.7	385.7	
1	4	2.330	2.330	0.000	15761441	0.4707	141.8- 191.8	171.5	
1	5	2.709	2.708	0.001	15601347	0.4648	143.4- 193.4	169.7	M
			Average of Peak Amounts =			0.4676			
2	6	2.132	2.132	0.000	7498667	0.4607		100.0	
2	7	2.527	2.527	0.000	15086321	0.4665	169.0- 229.0	201.2	
2	8	2.978	2.978	0.000	30707285	0.4761	354.8- 414.8	409.5	
2	9	3.116	3.115	0.001	13315356	0.4652	141.8- 201.8	177.6	
2	10	3.599	3.596	0.003	10595395	0.4941	117.7- 177.7	141.3	
			Average of Peak Amounts =			0.4725			
						RPD = 1.04			

QC Flag Legend

Review Flags
M - Manually Integrated

Report Date: 24-Jan-2013 07:50:07 Chrom Revision: 2.0 27-Nov-2012 13:14:12

TestAmerica Canton

Data File:	\\Ncchrom\ChromData\A2HP4\20130123-16796.b\P4000012.D		
Injection Date:	23-Jan-2013 13:43:57	Limit Group:	GC 8082A ICAL
Client ID:		Instrument ID:	A2HP4
Lims Batch ID:	72953	Lims Sample ID:	12
Operator ID:		Injection Vol:	1.0 ul
Column Type:		Column Dia:	

Y Scaling: Method Defined: Set to Absolute Y Value

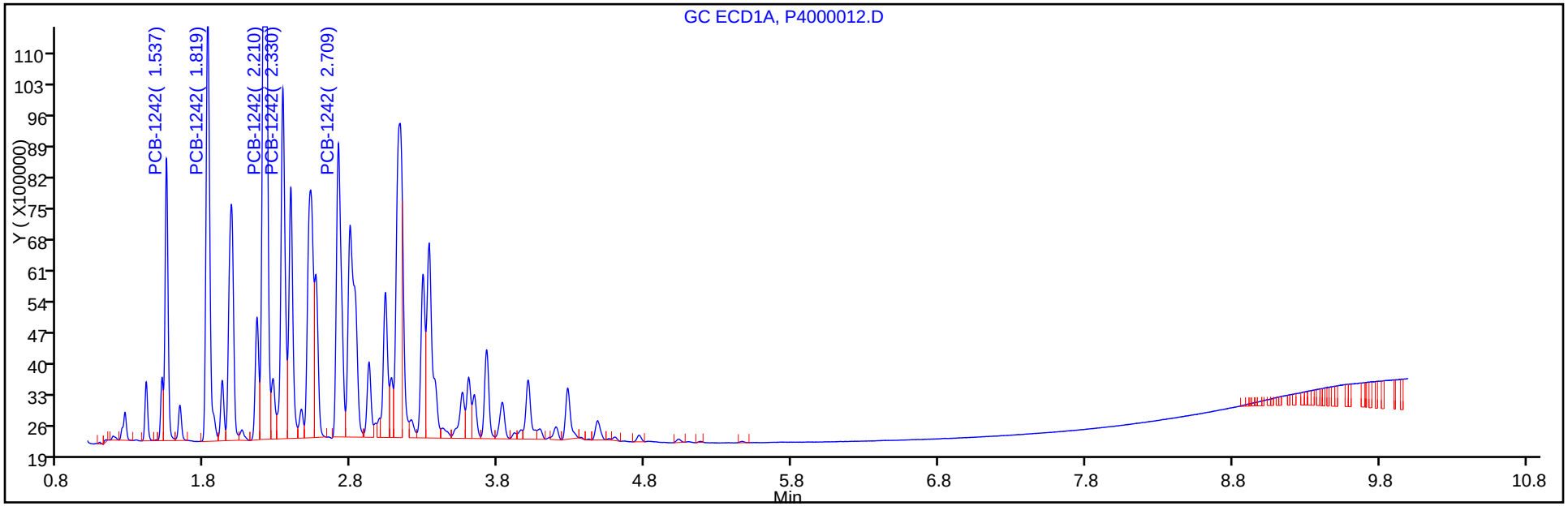

Y Scaling: Method Defined: Set to Absolute Y Value

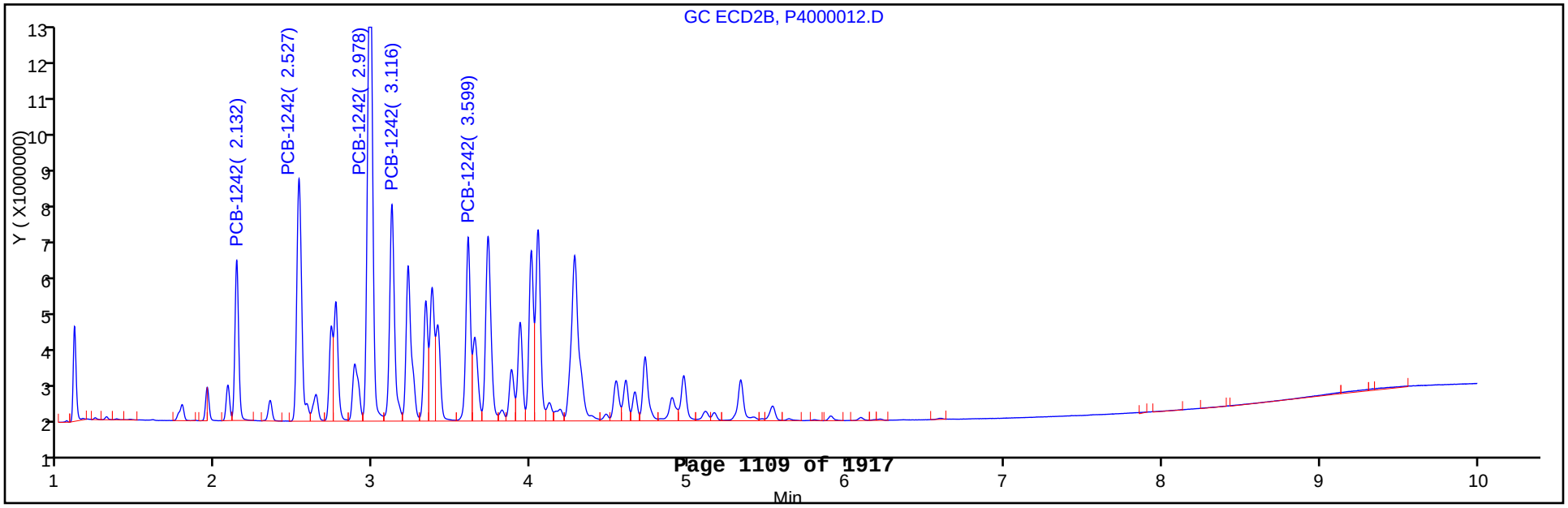

Report Date: 24-Jan-2013 07:50:07 Chrom Revision: 2.0 27-Nov-2012 13:14:12

TestAmerica Canton

Data File: \\Ncchrom\ChromData\A2HP4\20130123-16796.b\P4000012.D

Injection Date: 23-Jan-2013 13:43:57 Limit Group: GC 8082A ICAL

Client ID: Instrument ID: A2HP4

Lims Batch ID: 72953 Lims Sample ID: 12

Operator ID: Injection Vol: 1.0 ul

Column Type: Column Dia:

5 PCB-1242, Detector: 1, GC ECD1A

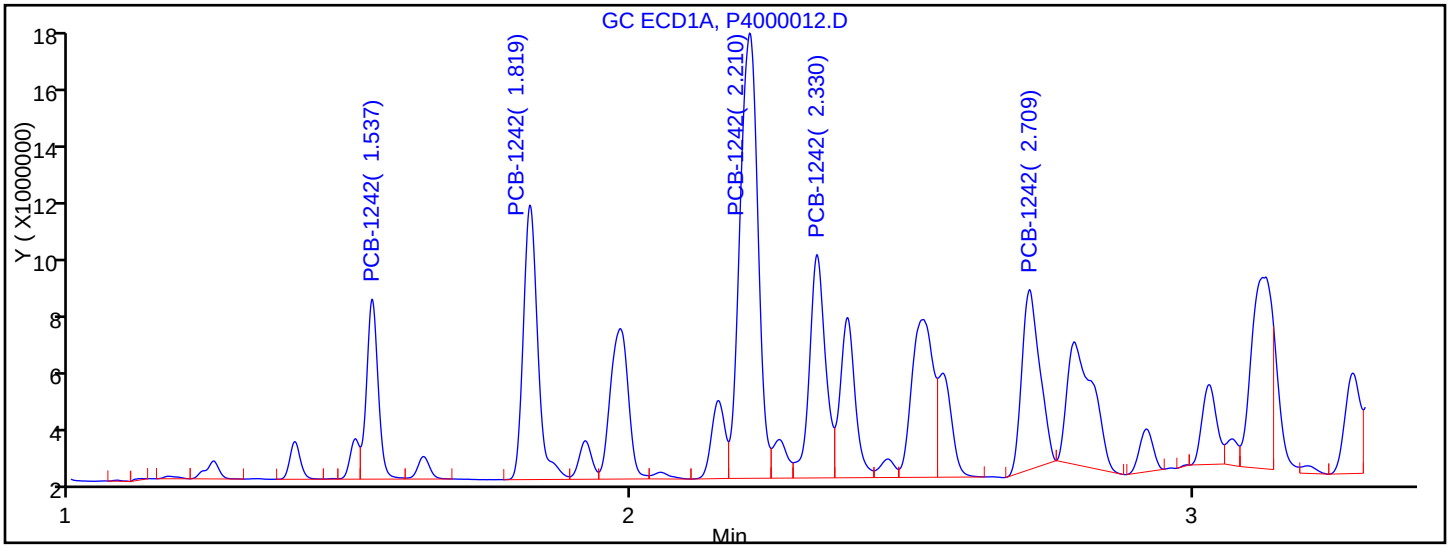

Processing Integration Results

RT = 1.537 Response = 9192784

RT = 1.819 Response = 17465626

RT = 2.210 Response = 35459623

RT = 2.330 Response = 15761441

RT = 2.709 Response = 14133479 M

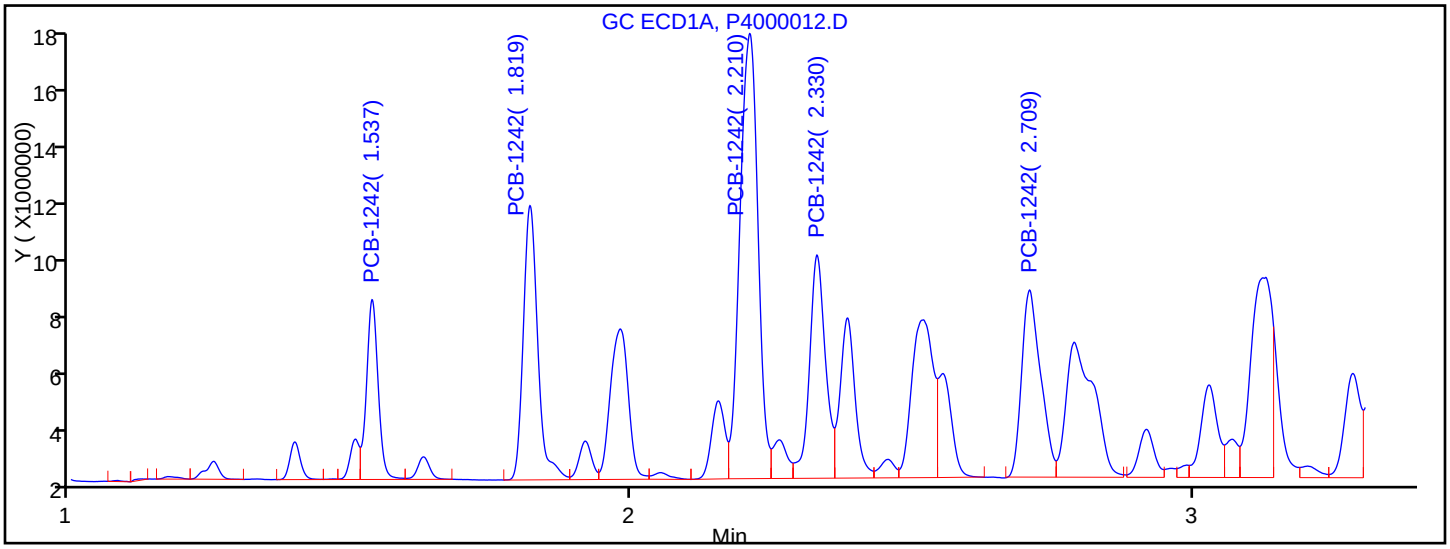

Manual Integration Results

RT = 1.537 Response = 9192784

RT = 1.819 Response = 17465626

RT = 2.210 Response = 35459623

RT = 2.330 Response = 15761441

RT = 2.709 Response = 15601347 M

Reviewer: hassl, 24-Jan-2013 07:36:53

Audit Action: Assigned New Baseline

Audit Reason: Baseline Event

TestAmerica Canton
Target Compound Quantitation Report

Data File:	\\Ncchrom\ChromData\A2HP4\20130123-16796.b\P4000013.D		
Lims ID:	STD1 1242	Client ID:	
Inject. Date:	23-Jan-2013 13:59:45	Dil. Factor:	1.0000
Sample Type:	IC	Calib Level:	5
Sample ID:	240-0016796-013		
Misc. Info.:			
Operator:		Instrument ID:	A2HP4
Injection Vol:	1.0 ul	ALS Bottle#:	13
Lims Batch ID:	72953	Lims Sample ID:	13
Sublist:	chrom-PCB4*sub2		
Detector 1 :	GC ECD1A		
Detector 2 :	GC ecd2b		

Method:	\\Ncchrom\ChromData\A2HP4\20130123-16796.b\PCB4.m		
Last Update:	24-Jan-2013 07:50:03	Calib Date:	23-Jan-2013 22:06:47
Quant Method:	External Standard	Quant By:	Initial Calibration
Last ICal File:	\\Ncchrom\ChromData\A2HP4\20130123-16796.b\P4000044.D		
Limit Group:	GC 8082A ICAL		
Integrator:	Falcon		
Column Type:		Column Dia:	
Process Host:	XAWRK022		

Det	Sig	RT	EXP RT	DLT RT	Response	On-Col Amt ng/ul	Ratio Range	Ratio	Flags
5 PCB-1242									
1	100	1.537	1.537	0.000	17665942	0.8878		100.0	
1	2	1.819	1.818	0.001	33555792	0.8966	162.6- 212.6	189.9	
1	3	2.210	2.209	0.001	71123082	0.9505	338.7- 388.7	402.6	
1	4	2.330	2.330	0.000	30680366	0.9161	141.8- 191.8	173.7	
1	5	2.709	2.708	0.001	30752600	0.9162	143.4- 193.4	174.1	
			Average of Peak Amounts =			0.9134			
2	6	2.132	2.132	0.000	14669069	0.9012		100.0	
2	7	2.526	2.527	-0.001	29128136	0.9007	169.0- 229.0	198.6	
2	8	2.977	2.978	-0.001	61418393	0.9522	354.8- 414.8	418.7	
2	9	3.116	3.115	0.001	26069607	0.9108	141.8- 201.8	177.7	
2	10	3.599	3.596	0.003	20433199	1.00	117.7- 177.7	139.3	
			Average of Peak Amounts =			0.9326			
						RPD = 2.07			

Report Date: 24-Jan-2013 07:50:04 Chrom Revision: 2.0 27-Nov-2012 13:14:12

TestAmerica Canton

Data File:	\\Ncchrom\ChromData\A2HP4\20130123-16796.b\P4000013.D		
Injection Date:	23-Jan-2013 13:59:45	Limit Group:	GC 8082A ICAL
Client ID:		Instrument ID:	A2HP4
Lims Batch ID:	72953	Lims Sample ID:	13
Operator ID:		Injection Vol:	1.0 ul
Column Type:		Column Dia:	

Y Scaling: Method Defined: Set to Absolute Y Value

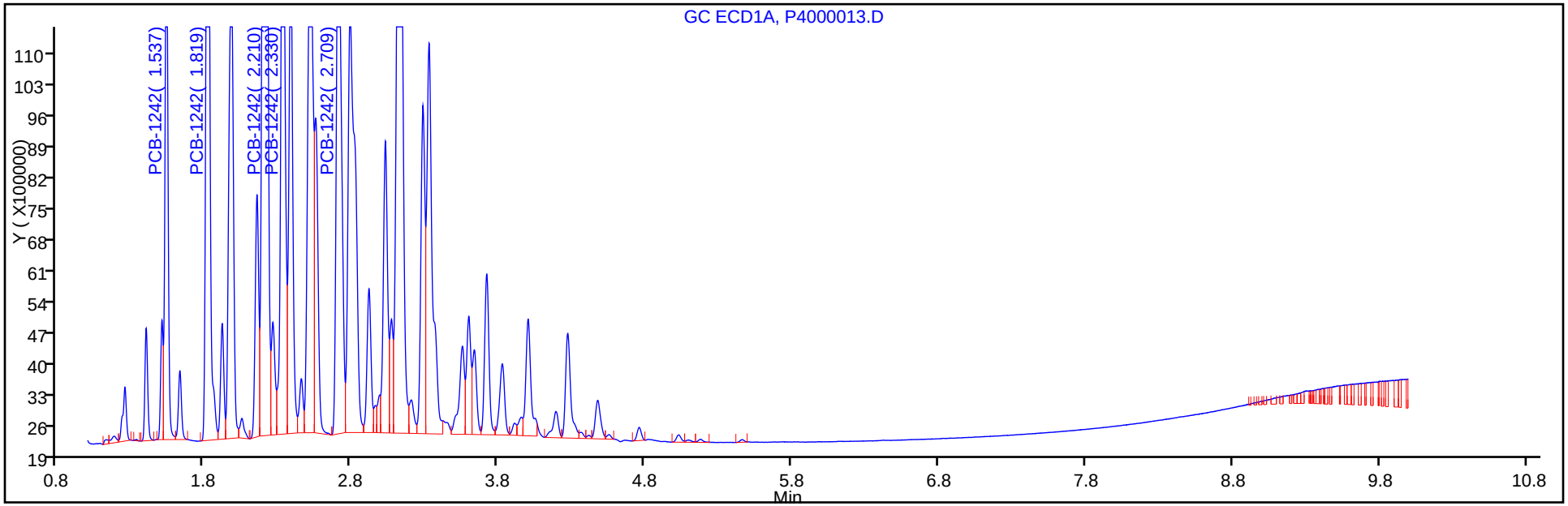

Y Scaling: Method Defined: Set to Absolute Y Value

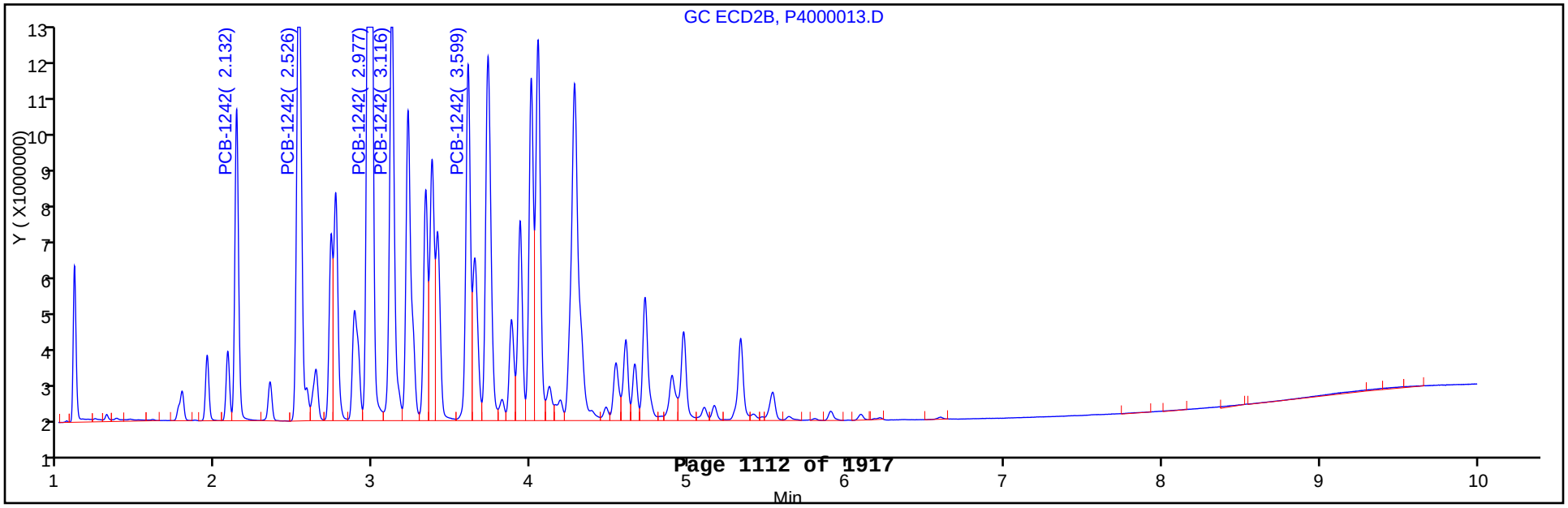

TestAmerica Canton
Target Compound Quantitation Report

Data File:	\\Ncchrom\ChromData\A2HP4\20130123-16796.b\P4000014.D		
Lims ID:	STD2 1242	Client ID:	
Inject. Date:	23-Jan-2013 14:15:27	Dil. Factor:	1.0000
Sample Type:	IC	Calib Level:	6
Sample ID:	240-0016796-014		
Misc. Info.:			
Operator:		Instrument ID:	A2HP4
Injection Vol:	1.0 ul	ALS Bottle#:	14
Lims Batch ID:	72953	Lims Sample ID:	14
Sublist:	chrom-PCB4*sub2		
Detector 1 :	GC ECD1A		
Detector 2 :	GC ecd2b		

Method:	\\Ncchrom\ChromData\A2HP4\20130123-16796.b\PCB4.m		
Last Update:	24-Jan-2013 07:50:01	Calib Date:	23-Jan-2013 22:06:47
Quant Method:	External Standard	Quant By:	Initial Calibration
Last ICal File:	\\Ncchrom\ChromData\A2HP4\20130123-16796.b\P4000044.D		
Limit Group:	GC 8082A ICAL		
Integrator:	Falcon		
Column Type:		Column Dia:	
Process Host:	XAWRK022		

Det	Sig	RT	EXP RT	DLT RT	Response	On-Col Amt ng/ul	Ratio Range	Ratio	Flags
5 PCB-1242									
1	100	1.537	1.537	0.000	33727098	1.69		100.0	
1	2	1.818	1.818	0.000	63910792	1.71	162.6- 212.6	189.5	
1	3	2.210	2.209	0.001	140311157	1.88	338.7- 388.7	416.0	
1	4	2.330	2.330	0.000	60609530	1.81	141.8- 191.8	179.7	
1	5	2.709	2.708	0.001	60596069	1.81	143.4- 193.4	179.7	
			Average of Peak Amounts =			1.78			
2	6	2.131	2.132	-0.001	28141708	1.73		100.0	
2	7	2.527	2.527	0.000	55682295	1.72	169.0- 229.0	197.9	
2	8	2.978	2.978	0.000	121507147	1.88	354.8- 414.8	431.8	
2	9	3.116	3.115	0.001	51007855	1.78	141.8- 201.8	181.3	
2	10	3.600	3.596	0.004	40004370	2.00	117.7- 177.7	142.2	
			Average of Peak Amounts =			1.82			
						RPD = 2.49			

Report Date: 24-Jan-2013 07:50:02 Chrom Revision: 2.0 27-Nov-2012 13:14:12

TestAmerica Canton

Data File:	\\Ncchrom\ChromData\A2HP4\20130123-16796.b\P4000014.D		
Injection Date:	23-Jan-2013 14:15:27	Limit Group:	GC 8082A ICAL
Client ID:		Instrument ID:	A2HP4
Lims Batch ID:	72953	Lims Sample ID:	14
Operator ID:		Injection Vol:	1.0 ul
Column Type:		Column Dia:	

Y Scaling: Method Defined: Set to Absolute Y Value

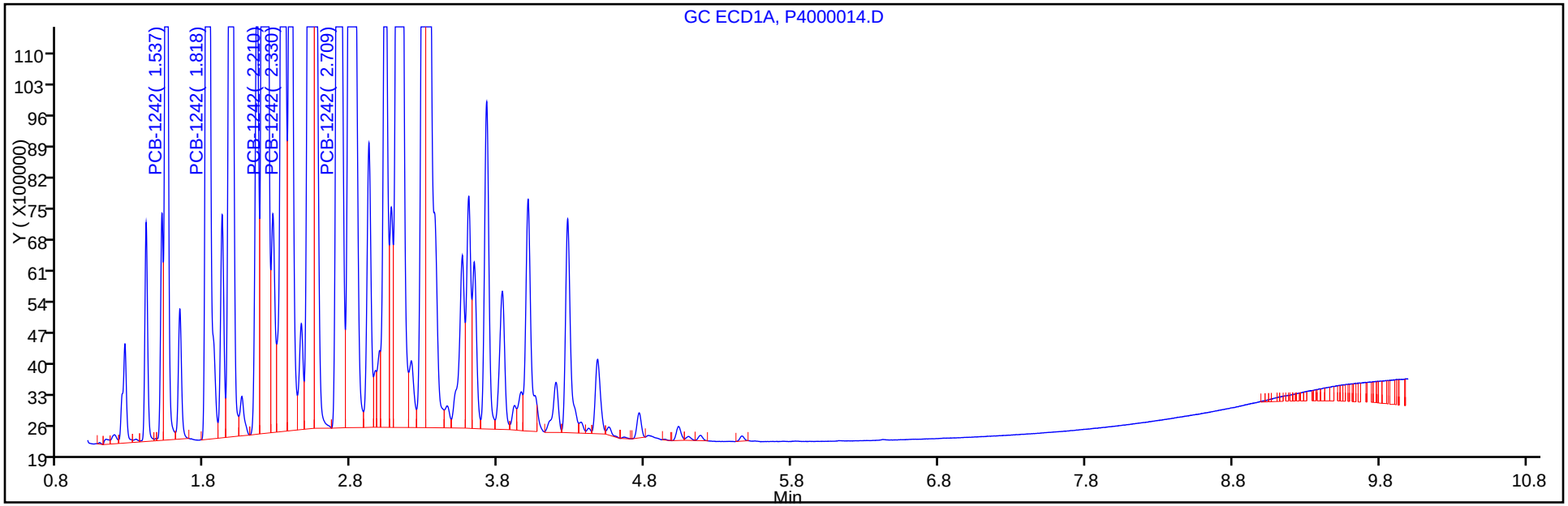

Y Scaling: Method Defined: Set to Absolute Y Value

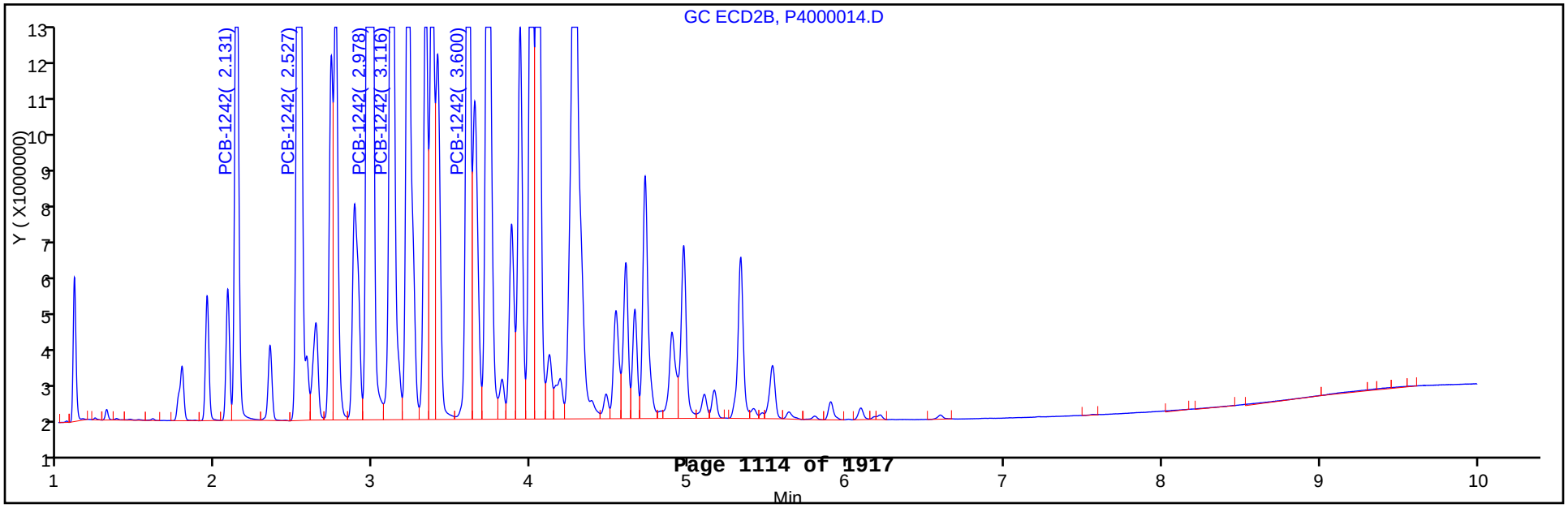

FORM VI
PCBS INITIAL CALIBRATION DATA
EXTERNAL STANDARD RETENTION TIME SUMMARY

Lab Name: TestAmerica Canton Job No.: 240-21987-1 Analy Batch No.: 72953

SDG No.:

Instrument ID: A2HP4 GC Column: CLP-2 ID: 0.53(mm) Heated Purge: (Y/N) N

Calibration Start Date: 01/23/2013 12:56 Calibration End Date: 01/23/2013 14:15 Calibration ID: 13448

Calibration Files:

LEVEL:	LAB SAMPLE ID:	LAB FILE ID:
Level 1	STD005 240-72953/9	P4000009.D
Level 2	STD01 240-72953/10	P4000010.D
Level 3	STD02 240-72953/11	P4000011.D
Level 4	STD05 240-72953/12	P4000012.D
Level 5	STD1 240-72953/13	P4000013.D
Level 6	STD2 240-72953/14	P4000014.D

ANALYTE	LVL 1	LVL 2	LVL 3	LVL 4	LVL 5	LVL 6					RT WINDOW	AVG RT
PCB-1242 Peak 1	2.132	2.131	2.132	2.132	2.132	2.131					2.032 - 2.232	2.132
PCB-1242 Peak 2	2.527	2.527	2.527	2.527	2.526	2.527					2.427 - 2.627	2.527
PCB-1242 Peak 3	2.978	2.977	2.978	2.978	2.977	2.978					2.878 - 3.078	2.978
PCB-1242 Peak 4	3.115	3.116	3.116	3.116	3.116	3.116					3.015 - 3.215	3.116
PCB-1242 Peak 5	3.596	3.599	3.599	3.599	3.599	3.600					3.496 - 3.696	3.599

FORM VI
PCBS INITIAL CALIBRATION DATA
EXTERNAL STANDARD CURVE EVALUATION

Lab Name: TestAmerica Canton Job No.: 240-21987-1 Analy Batch No.: 72953

SDG No.:

Instrument ID: A2HP4 GC Column: CLP-2 ID: 0.53(mm) Heated Purge: (Y/N) N

Calibration Start Date: 01/23/2013 12:56 Calibration End Date: 01/23/2013 14:15 Calibration ID: 13448

Calibration Files:

LEVEL:	LAB SAMPLE ID:	LAB FILE ID:
Level 1	STD005 240-72953/9	P4000009.D
Level 2	STD01 240-72953/10	P4000010.D
Level 3	STD02 240-72953/11	P4000011.D
Level 4	STD05 240-72953/12	P4000012.D
Level 5	STD1 240-72953/13	P4000013.D
Level 6	STD2 240-72953/14	P4000014.D

ANALYTE	CF				CURVE TYPE	COEFFICIENT			#	MIN CF	%RSD	#	MAX %RSD	R^2 OR COD	#	MIN R^2 OR COD
	LVL 1 LVL 5	LVL 2 LVL 6	LVL 3	LVL 4		B	M1	M2								
PCB-1242 Peak 1	19092540 14669069	17954560 14070854	16883155	14997334	Ave		16277918.7				12.0		20.0			
PCB-1242 Peak 2	37626440 29128136	35666260 27841148	33592740	30172642	Ave		32337894.3				12.0		20.0			
PCB-1242 Peak 3	70289860 61418393	68163060 60753574	64962265	61414570	Ave		64500286.9				6.2		20.0			
PCB-1242 Peak 4	32681780 26069607	31842390 25503928	29012510	26630712	Ave		28623487.8				11.0		20.0			
PCB-1242 Peak 5	37493900 20433199	29669520 20002185	24937620	21190790	Lin1	950563.278	19521754.6							1.0000		0.9900

Note: The m1 coefficient is the same as Ave CF for an Ave curve type.

FORM VI
PCBS INITIAL CALIBRATION DATA
EXTERNAL STANDARD RESPONSE AND CONCENTRATION

Lab Name: TestAmerica Canton Job No.: 240-21987-1 Analy Batch No.: 72953

SDG No.:

Instrument ID: A2HP4 GC Column: CLP-2 ID: 0.53(mm) Heated Purge: (Y/N) N

Calibration Start Date: 01/23/2013 12:56 Calibration End Date: 01/23/2013 14:15 Calibration ID: 13448

Calibration Files:

LEVEL:	LAB SAMPLE ID:	LAB FILE ID:
Level 1	STD005 240-72953/9	P4000009.D
Level 2	STD01 240-72953/10	P4000010.D
Level 3	STD02 240-72953/11	P4000011.D
Level 4	STD05 240-72953/12	P4000012.D
Level 5	STD1 240-72953/13	P4000013.D
Level 6	STD2 240-72953/14	P4000014.D

ANALYTE	CURVE TYPE	RESPONSE					CONCENTRATION (NG/UL)				
		LVL 1 LVL 6	LVL 2	LVL 3	LVL 4	LVL 5	LVL 1 LVL 6	LVL 2	LVL 3	LVL 4	LVL 5
PCB-1242 Peak 1	Ave	954627 28141708	1795456	3376631	7498667	14669069	0.0500 2.00	0.100	0.200	0.500	1.00
PCB-1242 Peak 2	Ave	1881322 55682295	3566626	6718548	15086321	29128136	0.0500 2.00	0.100	0.200	0.500	1.00
PCB-1242 Peak 3	Ave	3514493 121507147	6816306	12992453	30707285	61418393	0.0500 2.00	0.100	0.200	0.500	1.00
PCB-1242 Peak 4	Ave	1634089 51007855	3184239	5802502	13315356	26069607	0.0500 2.00	0.100	0.200	0.500	1.00
PCB-1242 Peak 5	Lin1	1874695 40004370	2966952	4987524	10595395	20433199	0.0500 2.00	0.100	0.200	0.500	1.00

Curve Type Legend:

Ave = Average
Lin1 = Linear 1/conc

TestAmerica Canton
Target Compound Quantitation Report

Data File:	\\Ncchrom\ChromData\A2HP4\20130123-16796.b\P4000009.D		
Lims ID:	STD005 1242	Client ID:	
Inject. Date:	23-Jan-2013 12:56:55	Dil. Factor:	1.0000
Sample Type:	IC	Calib Level:	1
Sample ID:	240-0016796-009		
Misc. Info.:			
Operator:		Instrument ID:	A2HP4
Injection Vol:	1.0 ul	ALS Bottle#:	9
Lims Batch ID:	72953	Lims Sample ID:	9
Sublist:	chrom-PCB4*sub2		
Detector 1 :	GC ECD1A		
Detector 2 :	GC ecd2b		

Method:	\\Ncchrom\ChromData\A2HP4\20130123-16796.b\PCB4.m		
Last Update:	24-Jan-2013 07:50:13	Calib Date:	23-Jan-2013 22:06:47
Quant Method:	External Standard	Quant By:	Initial Calibration
Last ICal File:	\\Ncchrom\ChromData\A2HP4\20130123-16796.b\P4000044.D		
Limit Group:	GC 8082A ICAL		
Integrator:	Falcon		
Column Type:		Column Dia:	
Process Host:	XAWRK022		

Det	Sig	RT	EXP RT	DLT RT	Response	On-Col Amt ng/ul	Ratio Range	Ratio	Flags
5 PCB-1242									
1	100	1.537	1.537	0.000	1205701	0.0606		100.0	
1	2	1.818	1.818	0.000	2210640	0.0591	162.6- 212.6	183.3	
1	3	2.209	2.209	0.000	4167157	0.0557	338.7- 388.7	345.6	
1	4	2.330	2.330	0.000	1911540	0.0571	141.8- 191.8	158.5	
1	5	2.708	2.708	0.000	1909623	0.0569	143.4- 193.4	158.4	
			Average of Peak Amounts =			0.0579			
2	6	2.132	2.132	0.000	954627	0.0586		100.0	
2	7	2.527	2.527	0.000	1881322	0.0582	169.0- 229.0	197.1	
2	8	2.978	2.978	0.000	3514493	0.0545	354.8- 414.8	368.2	
2	9	3.115	3.115	0.000	1634089	0.0571	141.8- 201.8	171.2	
2	10	3.596	3.596	0.000	1874695	0.0473	117.7- 177.7	196.4	
			Average of Peak Amounts =			0.0551			
						RPD = 4.81			

Report Date: 24-Jan-2013 07:50:14 Chrom Revision: 2.0 27-Nov-2012 13:14:12

TestAmerica Canton

Data File:	\\Ncchrom\ChromData\A2HP4\20130123-16796.b\P4000009.D		
Injection Date:	23-Jan-2013 12:56:55	Limit Group:	GC 8082A ICAL
Client ID:		Instrument ID:	A2HP4
Lims Batch ID:	72953	Lims Sample ID:	9
Operator ID:		Injection Vol:	1.0 ul
Column Type:		Column Dia:	

Y Scaling: Method Defined: Set to Absolute Y Value

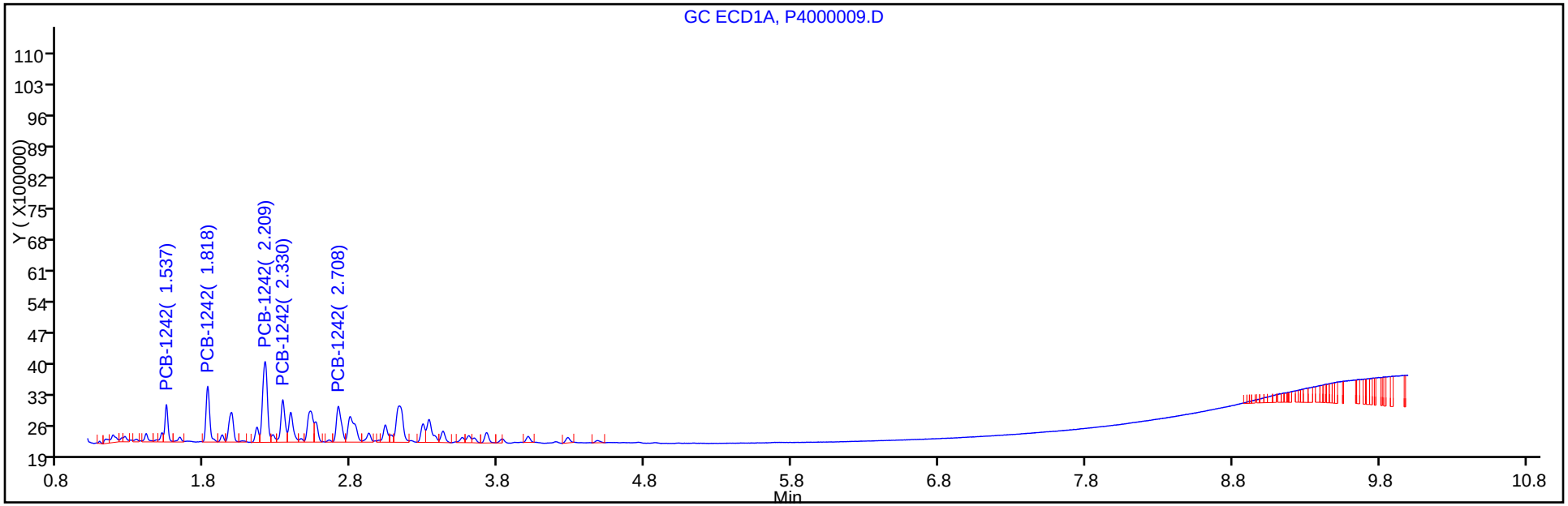

Y Scaling: Method Defined: Set to Absolute Y Value

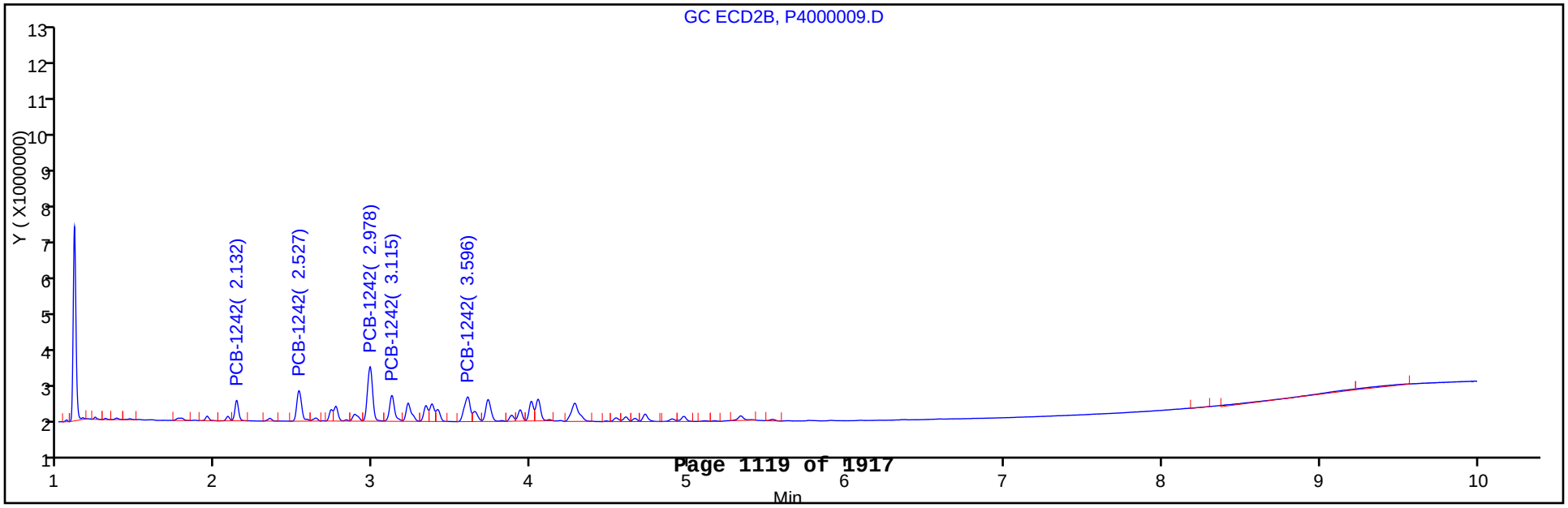

TestAmerica Canton
Target Compound Quantitation Report

Data File:	\\Ncchrom\ChromData\A2HP4\20130123-16796.b\P4000010.D		
Lims ID:	STD01 1242	Client ID:	
Inject. Date:	23-Jan-2013 13:12:36	Dil. Factor:	1.0000
Sample Type:	IC	Calib Level:	2
Sample ID:	240-0016796-010		
Misc. Info.:			
Operator:		Instrument ID:	A2HP4
Injection Vol:	1.0 ul	ALS Bottle#:	10
Lims Batch ID:	72953	Lims Sample ID:	10
Sublist:	chrom-PCB4*sub2		
Detector 1 :	GC ECD1A		
Detector 2 :	GC ecd2b		
Method:	\\Ncchrom\ChromData\A2HP4\20130123-16796.b\PCB4.m		
Last Update:	24-Jan-2013 07:50:11	Calib Date:	23-Jan-2013 22:06:47
Quant Method:	External Standard	Quant By:	Initial Calibration
Last ICal File:	\\Ncchrom\ChromData\A2HP4\20130123-16796.b\P4000044.D		
Limit Group:	GC 8082A ICAL		
Integrator:	Falcon		
Column Type:		Column Dia:	
Process Host:	XAWRK022		

Det	Sig	RT	EXP RT	DLT RT	Response	On-Col Amt ng/ul	Ratio Range	Ratio	Flags
5 PCB-1242									
1	100	1.537	1.537	0.000	2156569	0.1084		100.0	
1	2	1.818	1.818	0.000	4088291	0.1092	162.6- 212.6	189.6	
1	3	2.210	2.209	0.001	7776349	0.1039	338.7- 388.7	360.6	
1	4	2.330	2.330	0.000	3549374	0.1060	141.8- 191.8	164.6	
1	5	2.708	2.708	0.000	3593314	0.1070	143.4- 193.4	166.6	
			Average of Peak Amounts =			0.1069			
2	6	2.131	2.132	-0.001	1795456	0.1103		100.0	
2	7	2.527	2.527	0.000	3566626	0.1103	169.0- 229.0	198.6	
2	8	2.977	2.978	-0.001	6816306	0.1057	354.8- 414.8	379.6	
2	9	3.116	3.115	0.001	3184239	0.1112	141.8- 201.8	177.3	
2	10	3.599	3.596	0.003	2966952	0.1033	117.7- 177.7	165.2	
			Average of Peak Amounts =			0.1082			
						RPD = 1.16			

Report Date: 24-Jan-2013 07:50:12 Chrom Revision: 2.0 27-Nov-2012 13:14:12

TestAmerica Canton

Data File:	\\Ncchrom\ChromData\A2HP4\20130123-16796.b\P4000010.D		
Injection Date:	23-Jan-2013 13:12:36	Limit Group:	GC 8082A ICAL
Client ID:		Instrument ID:	A2HP4
Lims Batch ID:	72953	Lims Sample ID:	10
Operator ID:		Injection Vol:	1.0 ul
Column Type:		Column Dia:	

Y Scaling: Method Defined: Set to Absolute Y Value

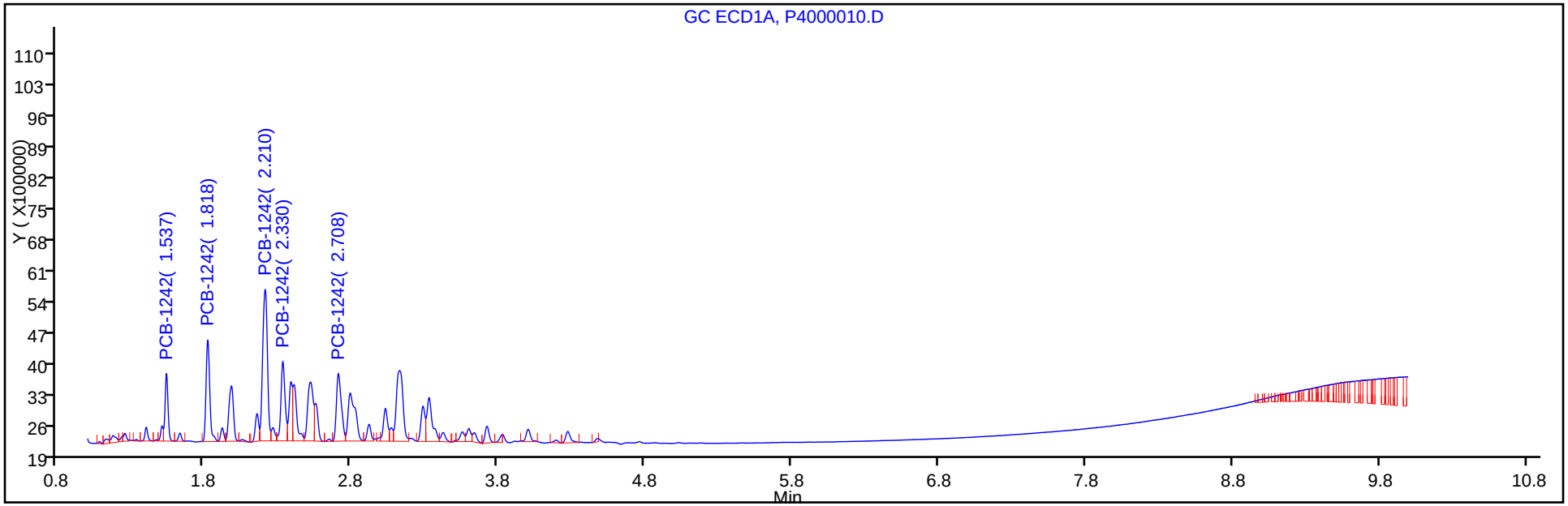

Y Scaling: Method Defined: Set to Absolute Y Value

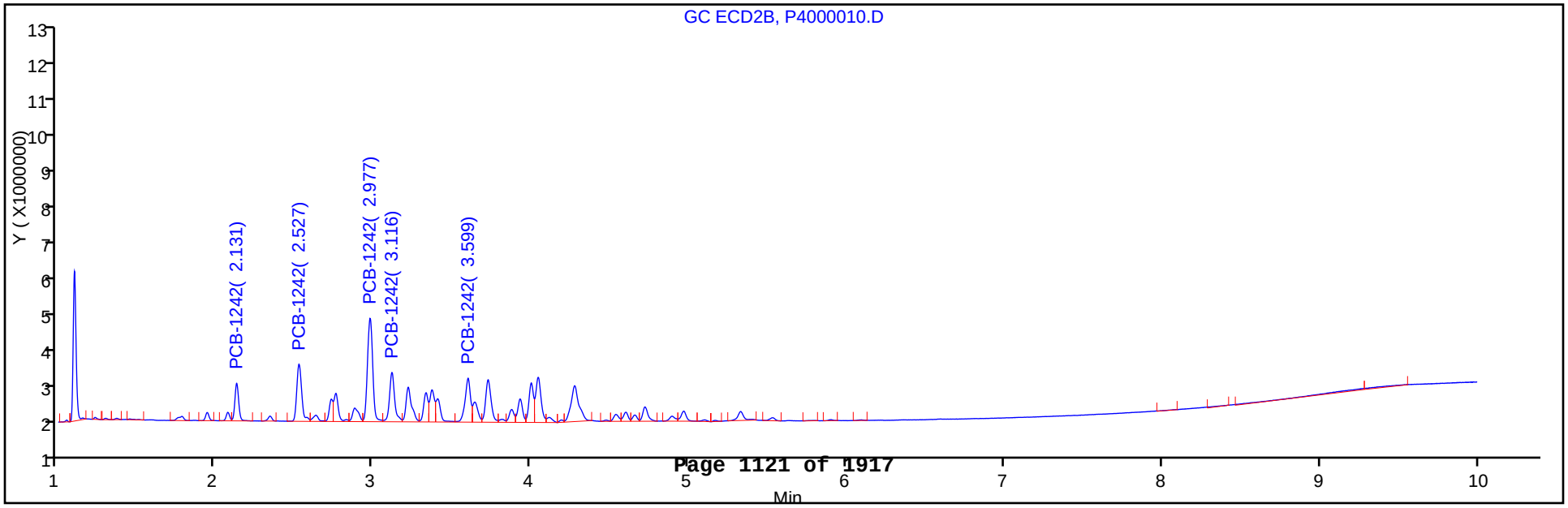

TestAmerica Canton
Target Compound Quantitation Report

Data File:	\\Ncchrom\ChromData\A2HP4\20130123-16796.b\P4000011.D		
Lims ID:	STD02 1242	Client ID:	
Inject. Date:	23-Jan-2013 13:28:18	Dil. Factor:	1.0000
Sample Type:	IC	Calib Level:	3
Sample ID:	240-0016796-011		
Misc. Info.:			
Operator:		Instrument ID:	A2HP4
Injection Vol:	1.0 ul	ALS Bottle#:	11
Lims Batch ID:	72953	Lims Sample ID:	11
Sublist:	chrom-PCB4*sub2		
Detector 1 :	GC ECD1A		
Detector 2 :	GC ecd2b		

Method:	\\Ncchrom\ChromData\A2HP4\20130123-16796.b\PCB4.m		
Last Update:	24-Jan-2013 07:50:08	Calib Date:	23-Jan-2013 22:06:47
Quant Method:	External Standard	Quant By:	Initial Calibration
Last ICal File:	\\Ncchrom\ChromData\A2HP4\20130123-16796.b\P4000044.D		
Limit Group:	GC 8082A ICAL		
Integrator:	Falcon		
Column Type:		Column Dia:	
Process Host:	XAWRK022		

Det	Sig	RT	EXP RT	DLT RT	Response	On-Col Amt ng/ul	Ratio Range	Ratio	Flags
5 PCB-1242									
1	100	1.538	1.537	0.001	4160102	0.2091		100.0	
1	2	1.818	1.818	0.000	7804930	0.2085	162.6- 212.6	187.6	
1	3	2.210	2.209	0.001	15129964	0.2022	338.7- 388.7	363.7	
1	4	2.330	2.330	0.000	6939701	0.2072	141.8- 191.8	166.8	
1	5	2.708	2.708	0.000	7004560	0.2087	143.4- 193.4	168.4	
			Average of Peak Amounts =			0.2071			
2	6	2.132	2.132	0.000	3376631	0.2074		100.0	
2	7	2.527	2.527	0.000	6718548	0.2078	169.0- 229.0	199.0	
2	8	2.978	2.978	0.000	12992453	0.2014	354.8- 414.8	384.8	
2	9	3.116	3.115	0.001	5802502	0.2027	141.8- 201.8	171.8	
2	10	3.599	3.596	0.003	4987524	0.2068	117.7- 177.7	147.7	
			Average of Peak Amounts =			0.2052			
						RPD = 0.93			

Report Date: 24-Jan-2013 07:50:10 Chrom Revision: 2.0 27-Nov-2012 13:14:12

TestAmerica Canton

Data File:	\\Ncchrom\ChromData\A2HP4\20130123-16796.b\P4000011.D		
Injection Date:	23-Jan-2013 13:28:18	Limit Group:	GC 8082A ICAL
Client ID:		Instrument ID:	A2HP4
Lims Batch ID:	72953	Lims Sample ID:	11
Operator ID:		Injection Vol:	1.0 ul
Column Type:		Column Dia:	

Y Scaling: Method Defined: Set to Absolute Y Value

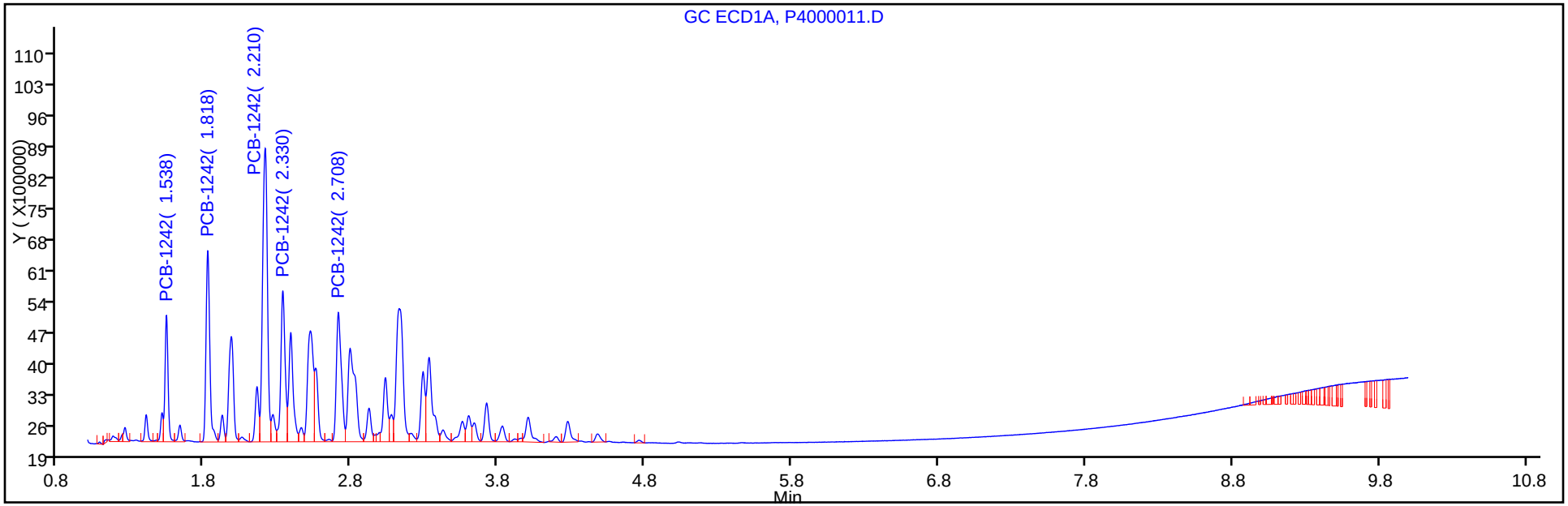

Y Scaling: Method Defined: Set to Absolute Y Value

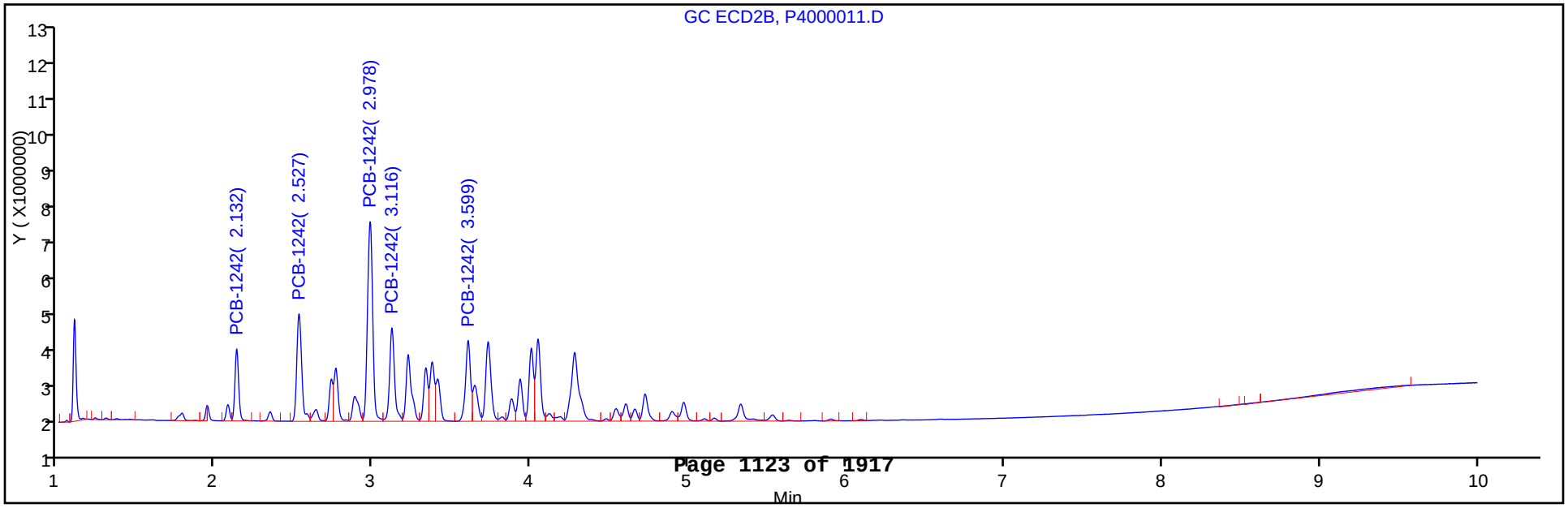

TestAmerica Canton
Target Compound Quantitation Report

Data File:	\\Ncchrom\ChromData\A2HP4\20130123-16796.b\P4000012.D		
Lims ID:	STD05 1242	Client ID:	
Inject. Date:	23-Jan-2013 13:43:57	Dil. Factor:	1.0000
Sample Type:	IC	Calib Level:	4
Sample ID:	240-0016796-012		
Misc. Info.:			
Operator:		Instrument ID:	A2HP4
Injection Vol:	1.0 ul	ALS Bottle#:	12
Lims Batch ID:	72953	Lims Sample ID:	12
Sublist:	chrom-PCB4*sub2		
Detector 1 :	GC ECD1A		
Detector 2 :	GC ecd2b		

Method:	\\Ncchrom\ChromData\A2HP4\20130123-16796.b\PCB4.m		
Last Update:	24-Jan-2013 07:50:06	Calib Date:	23-Jan-2013 22:06:47
Quant Method:	External Standard	Quant By:	Initial Calibration
Last ICal File:	\\Ncchrom\ChromData\A2HP4\20130123-16796.b\P4000044.D		
Limit Group:	GC 8082A ICAL		
Integrator:	Falcon		
Column Type:		Column Dia:	
Process Host:	XAWRK022		

First Level Reviewer: hassl Date: 24-Jan-2013 07:36:53

Det	Sig	RT	EXP RT	DLT RT	Response	On-Col Amt ng/ul	Ratio Range	Ratio	Flags
5 PCB-1242									M
1	100	1.537	1.537	0.000	9192784	0.4620		100.0	
1	2	1.819	1.818	0.001	17465626	0.4667	162.6- 212.6	190.0	
1	3	2.210	2.209	0.001	35459623	0.4739	338.7- 388.7	385.7	
1	4	2.330	2.330	0.000	15761441	0.4707	141.8- 191.8	171.5	
1	5	2.709	2.708	0.001	15601347	0.4648	143.4- 193.4	169.7	M
			Average of Peak Amounts =			0.4676			
2	6	2.132	2.132	0.000	7498667	0.4607		100.0	
2	7	2.527	2.527	0.000	15086321	0.4665	169.0- 229.0	201.2	
2	8	2.978	2.978	0.000	30707285	0.4761	354.8- 414.8	409.5	
2	9	3.116	3.115	0.001	13315356	0.4652	141.8- 201.8	177.6	
2	10	3.599	3.596	0.003	10595395	0.4941	117.7- 177.7	141.3	
			Average of Peak Amounts =			0.4725			
						RPD = 1.04			

QC Flag Legend

Review Flags
M - Manually Integrated

Report Date: 24-Jan-2013 07:50:07 Chrom Revision: 2.0 27-Nov-2012 13:14:12

TestAmerica Canton

Data File:	\\Ncchrom\ChromData\A2HP4\20130123-16796.b\P4000012.D		
Injection Date:	23-Jan-2013 13:43:57	Limit Group:	GC 8082A ICAL
Client ID:		Instrument ID:	A2HP4
Lims Batch ID:	72953	Lims Sample ID:	12
Operator ID:		Injection Vol:	1.0 ul
Column Type:		Column Dia:	

Y Scaling: Method Defined: Set to Absolute Y Value

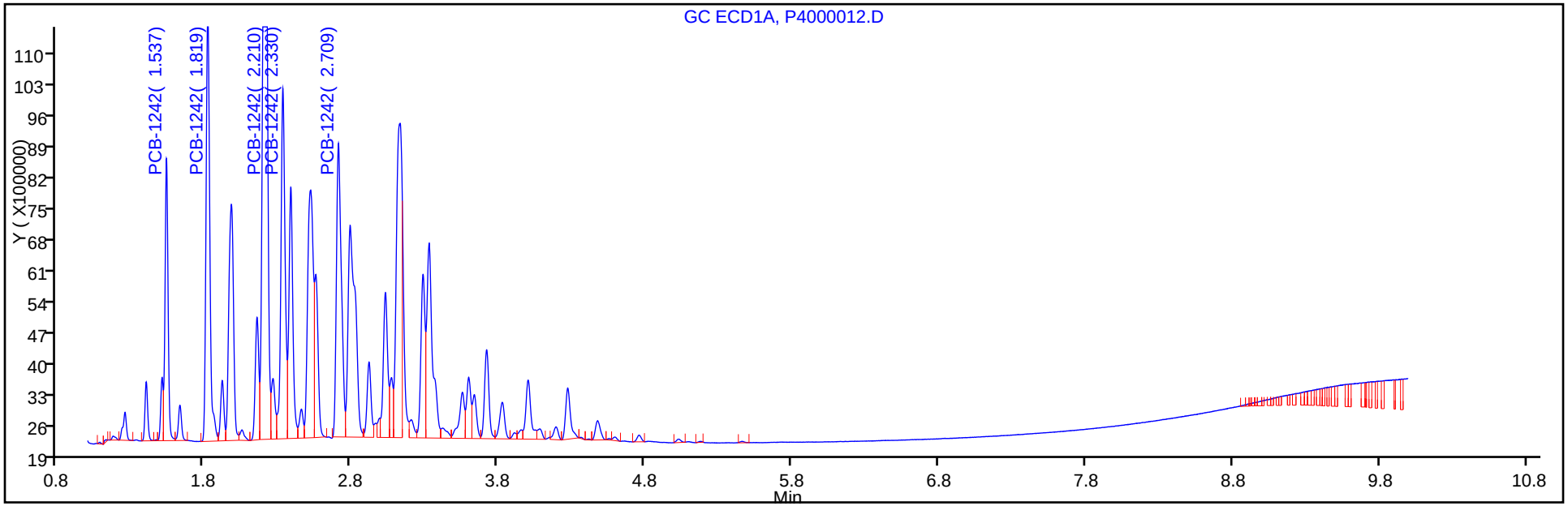

Y Scaling: Method Defined: Set to Absolute Y Value

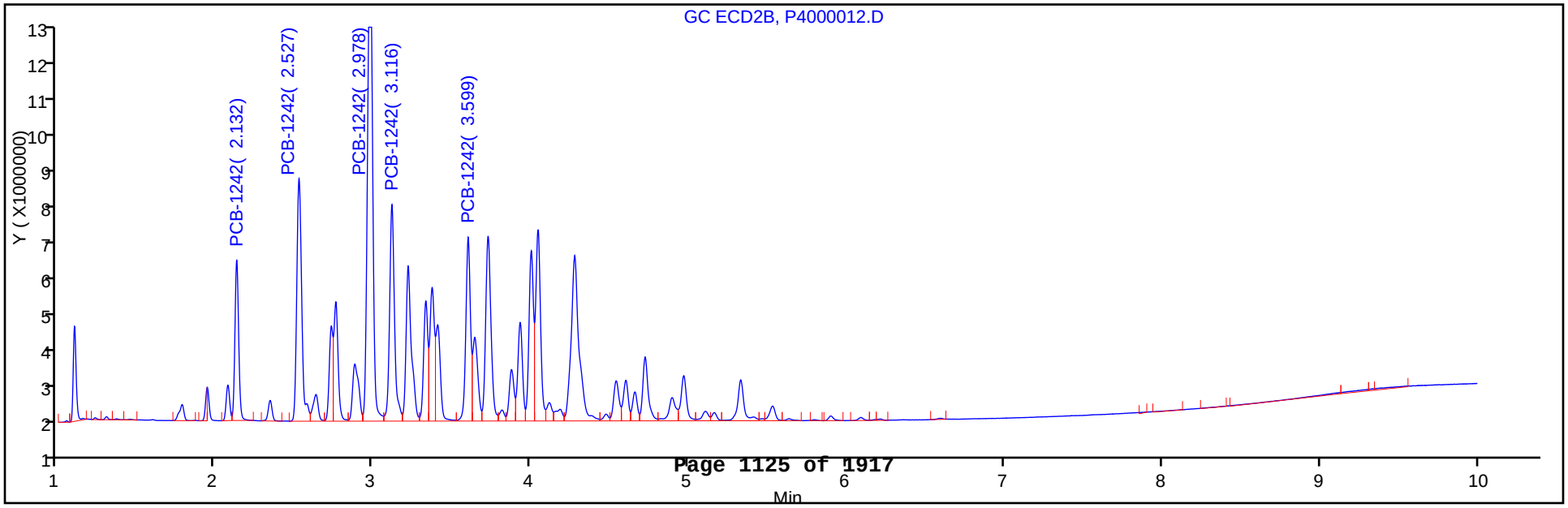

TestAmerica Canton
Target Compound Quantitation Report

Data File:	\\Ncchrom\ChromData\A2HP4\20130123-16796.b\P4000013.D		
Lims ID:	STD1 1242	Client ID:	
Inject. Date:	23-Jan-2013 13:59:45	Dil. Factor:	1.0000
Sample Type:	IC	Calib Level:	5
Sample ID:	240-0016796-013		
Misc. Info.:			
Operator:		Instrument ID:	A2HP4
Injection Vol:	1.0 ul	ALS Bottle#:	13
Lims Batch ID:	72953	Lims Sample ID:	13
Sublist:	chrom-PCB4*sub2		
Detector 1 :	GC ECD1A		
Detector 2 :	GC ecd2b		

Method:	\\Ncchrom\ChromData\A2HP4\20130123-16796.b\PCB4.m		
Last Update:	24-Jan-2013 07:50:03	Calib Date:	23-Jan-2013 22:06:47
Quant Method:	External Standard	Quant By:	Initial Calibration
Last ICal File:	\\Ncchrom\ChromData\A2HP4\20130123-16796.b\P4000044.D		
Limit Group:	GC 8082A ICAL		
Integrator:	Falcon		
Column Type:		Column Dia:	
Process Host:	XAWRK022		

Det	Sig	RT	EXP RT	DLT RT	Response	On-Col Amt ng/ul	Ratio Range	Ratio	Flags
5 PCB-1242									
1	100	1.537	1.537	0.000	17665942	0.8878		100.0	
1	2	1.819	1.818	0.001	33555792	0.8966	162.6- 212.6	189.9	
1	3	2.210	2.209	0.001	71123082	0.9505	338.7- 388.7	402.6	
1	4	2.330	2.330	0.000	30680366	0.9161	141.8- 191.8	173.7	
1	5	2.709	2.708	0.001	30752600	0.9162	143.4- 193.4	174.1	
			Average of Peak Amounts =			0.9134			
2	6	2.132	2.132	0.000	14669069	0.9012		100.0	
2	7	2.526	2.527	-0.001	29128136	0.9007	169.0- 229.0	198.6	
2	8	2.977	2.978	-0.001	61418393	0.9522	354.8- 414.8	418.7	
2	9	3.116	3.115	0.001	26069607	0.9108	141.8- 201.8	177.7	
2	10	3.599	3.596	0.003	20433199	1.00	117.7- 177.7	139.3	
			Average of Peak Amounts =			0.9326			
						RPD = 2.07			

Report Date: 24-Jan-2013 07:50:05 Chrom Revision: 2.0 27-Nov-2012 13:14:12

TestAmerica Canton

Data File:	\\Ncchrom\ChromData\A2HP4\20130123-16796.b\P4000013.D		
Injection Date:	23-Jan-2013 13:59:45	Limit Group:	GC 8082A ICAL
Client ID:		Instrument ID:	A2HP4
Lims Batch ID:	72953	Lims Sample ID:	13
Operator ID:		Injection Vol:	1.0 ul
Column Type:		Column Dia:	

Y Scaling: Method Defined: Set to Absolute Y Value

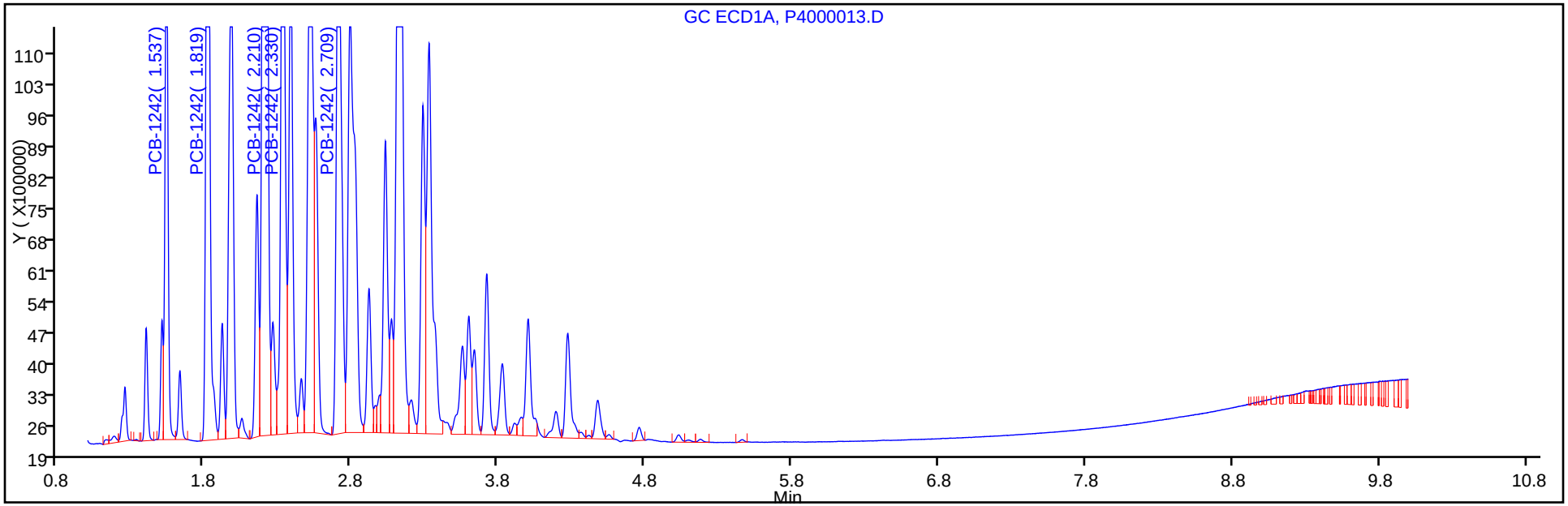

Y Scaling: Method Defined: Set to Absolute Y Value

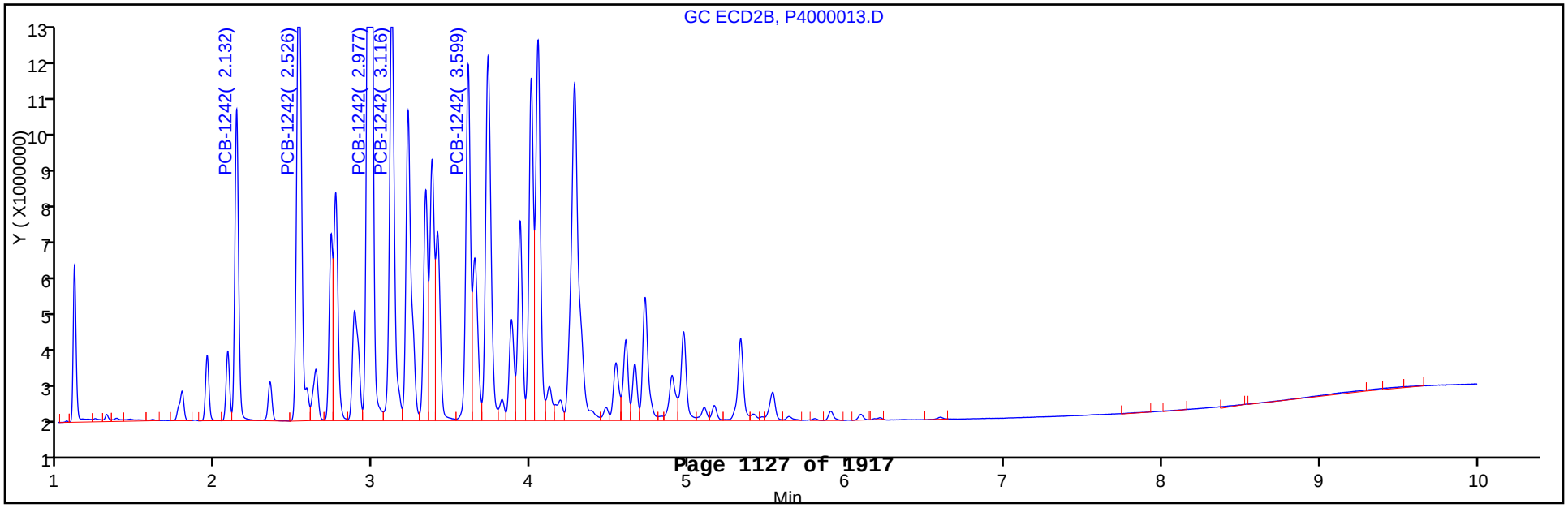

TestAmerica Canton
Target Compound Quantitation Report

Data File:	\\Ncchrom\ChromData\A2HP4\20130123-16796.b\P4000014.D		
Lims ID:	STD2 1242	Client ID:	
Inject. Date:	23-Jan-2013 14:15:27	Dil. Factor:	1.0000
Sample Type:	IC	Calib Level:	6
Sample ID:	240-0016796-014		
Misc. Info.:			
Operator:		Instrument ID:	A2HP4
Injection Vol:	1.0 ul	ALS Bottle#:	14
Lims Batch ID:	72953	Lims Sample ID:	14
Sublist:	chrom-PCB4*sub2		
Detector 1 :	GC ECD1A		
Detector 2 :	GC ecd2b		

Method:	\\Ncchrom\ChromData\A2HP4\20130123-16796.b\PCB4.m		
Last Update:	24-Jan-2013 07:50:01	Calib Date:	23-Jan-2013 22:06:47
Quant Method:	External Standard	Quant By:	Initial Calibration
Last ICal File:	\\Ncchrom\ChromData\A2HP4\20130123-16796.b\P4000044.D		
Limit Group:	GC 8082A ICAL		
Integrator:	Falcon		
Column Type:		Column Dia:	
Process Host:	XAWRK022		

Det	Sig	RT	EXP RT	DLT RT	Response	On-Col Amt ng/ul	Ratio Range	Ratio	Flags
5 PCB-1242									
1	100	1.537	1.537	0.000	33727098	1.69		100.0	
1	2	1.818	1.818	0.000	63910792	1.71	162.6- 212.6	189.5	
1	3	2.210	2.209	0.001	140311157	1.88	338.7- 388.7	416.0	
1	4	2.330	2.330	0.000	60609530	1.81	141.8- 191.8	179.7	
1	5	2.709	2.708	0.001	60596069	1.81	143.4- 193.4	179.7	
			Average of Peak Amounts =			1.78			
2	6	2.131	2.132	-0.001	28141708	1.73		100.0	
2	7	2.527	2.527	0.000	55682295	1.72	169.0- 229.0	197.9	
2	8	2.978	2.978	0.000	121507147	1.88	354.8- 414.8	431.8	
2	9	3.116	3.115	0.001	51007855	1.78	141.8- 201.8	181.3	
2	10	3.600	3.596	0.004	40004370	2.00	117.7- 177.7	142.2	
			Average of Peak Amounts =			1.82			
						RPD = 2.49			

Report Date: 24-Jan-2013 07:50:02 Chrom Revision: 2.0 27-Nov-2012 13:14:12

TestAmerica Canton

Data File:	\\Ncchrom\ChromData\A2HP4\20130123-16796.b\P4000014.D		
Injection Date:	23-Jan-2013 14:15:27	Limit Group:	GC 8082A ICAL
Client ID:		Instrument ID:	A2HP4
Lims Batch ID:	72953	Lims Sample ID:	14
Operator ID:		Injection Vol:	1.0 ul
Column Type:		Column Dia:	

Y Scaling: Method Defined: Set to Absolute Y Value

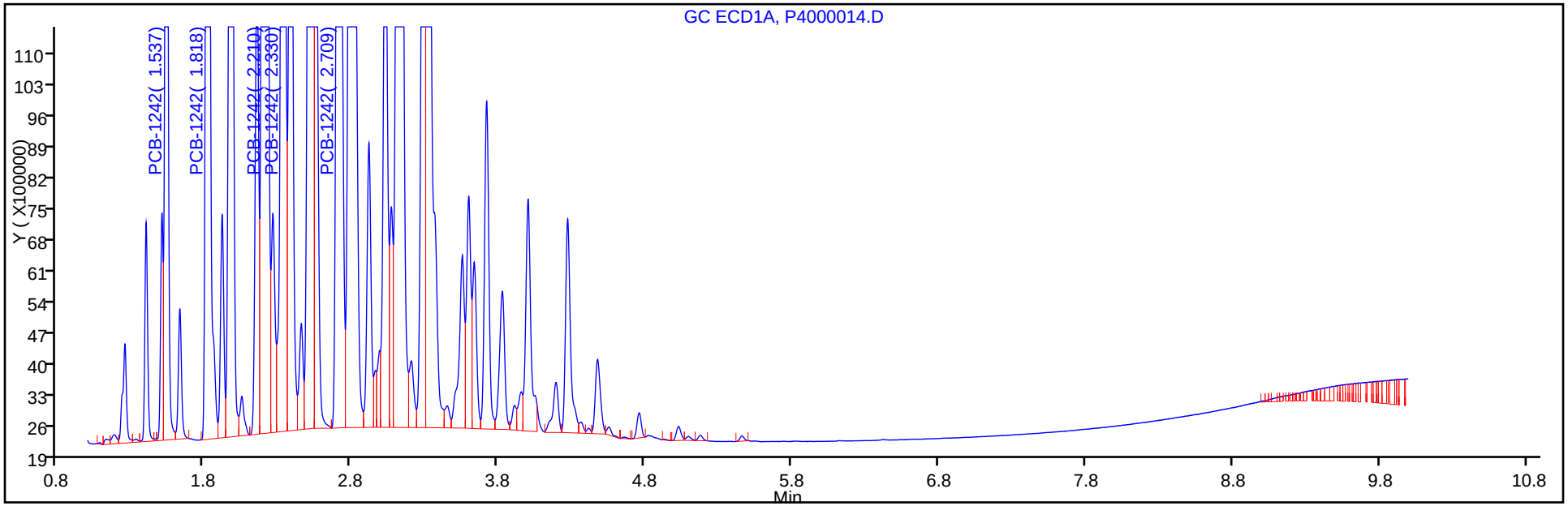

Y Scaling: Method Defined: Set to Absolute Y Value

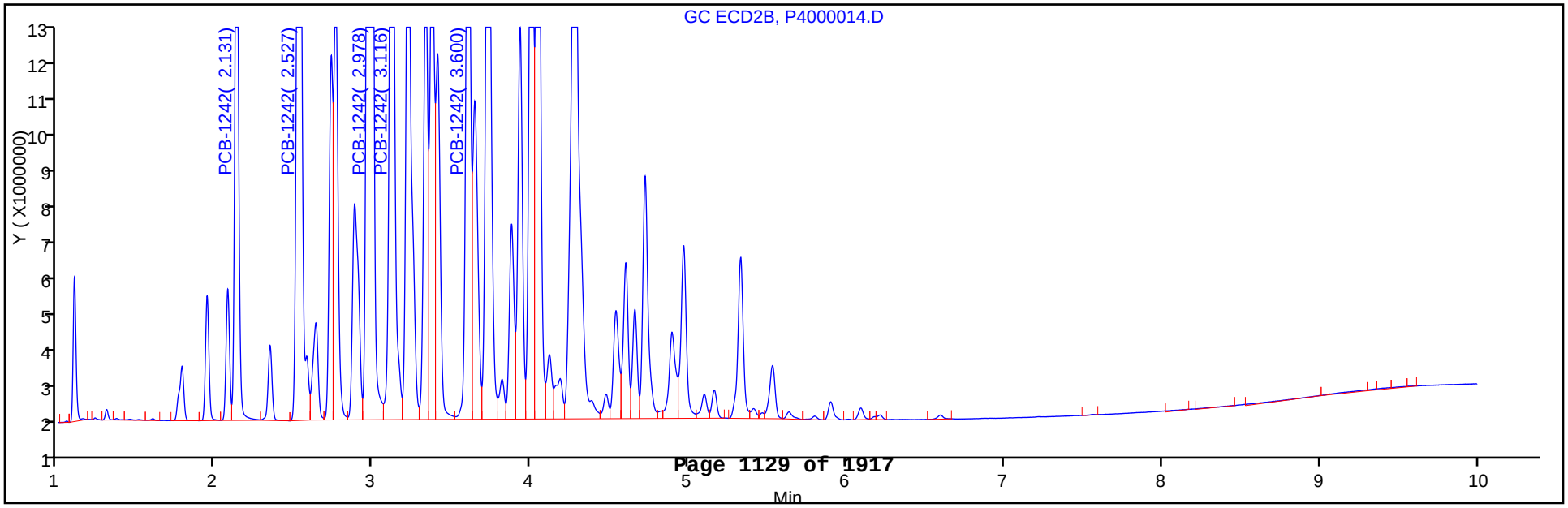

FORM VI
PCBS INITIAL CALIBRATION DATA
EXTERNAL STANDARD RETENTION TIME SUMMARY

Lab Name: TestAmerica Canton Job No.: 240-21987-1 Analy Batch No.: 72953

SDG No.:

Instrument ID: A2HP4 GC Column: CLP-1 ID: 0.53(mm) Heated Purge: (Y/N) N

Calibration Start Date: 01/23/2013 14:31 Calibration End Date: 01/23/2013 15:49 Calibration ID: 13417

Calibration Files:

LEVEL:	LAB SAMPLE ID:	LAB FILE ID:
Level 1	STD005 240-72953/15	P4000015.D
Level 2	STD01 240-72953/16	P4000016.D
Level 3	STD02 240-72953/17	P4000017.D
Level 4	STD05 240-72953/18	P4000018.D
Level 5	STD1 240-72953/19	P4000019.D
Level 6	STD2 240-72953/20	P4000020.D

ANALYTE	LVL 1	LVL 2	LVL 3	LVL 4	LVL 5	LVL 6					RT WINDOW	AVG RT
PCB-1248 Peak 1	1.818	1.817	1.818	1.818	1.818	1.817					1.718 - 1.918	1.818
PCB-1248 Peak 2	2.207	2.208	2.208	2.209	2.208	2.207					2.107 - 2.307	2.208
PCB-1248 Peak 3	2.708	2.709	2.708	2.709	2.708	2.709					2.608 - 2.808	2.709
PCB-1248 Peak 4	3.286	3.286	3.286	3.286	3.286	3.286					3.186 - 3.386	3.286
PCB-1248 Peak 5	3.719	3.719	3.719	3.719	3.719	3.720					3.619 - 3.819	3.719

FORM VI
PCBS INITIAL CALIBRATION DATA
EXTERNAL STANDARD CURVE EVALUATION

Lab Name: TestAmerica Canton Job No.: 240-21987-1 Analy Batch No.: 72953

SDG No.:

Instrument ID: A2HP4 GC Column: CLP-1 ID: 0.53(mm) Heated Purge: (Y/N) N

Calibration Start Date: 01/23/2013 14:31 Calibration End Date: 01/23/2013 15:49 Calibration ID: 13417

Calibration Files:

LEVEL:	LAB SAMPLE ID:	LAB FILE ID:
Level 1	STD005 240-72953/15	P4000015.D
Level 2	STD01 240-72953/16	P4000016.D
Level 3	STD02 240-72953/17	P4000017.D
Level 4	STD05 240-72953/18	P4000018.D
Level 5	STD1 240-72953/19	P4000019.D
Level 6	STD2 240-72953/20	P4000020.D

ANALYTE	CF				CURVE TYPE	COEFFICIENT			#	MIN CF	%RSD	#	MAX %RSD	R^2 OR COD	#	MIN R^2 OR COD
	LVL 1 LVL 5	LVL 2 LVL 6	LVL 3	LVL 4		B	M1	M2								
PCB-1248 Peak 1	21539540 16008992	20150460 15178221	19257310	17040612	Ave		18195855.8				14.0		20.0			
PCB-1248 Peak 2	47664700 44293622	51148610 43352498	49438145	45123284	Ave		46836809.8				6.6		20.0			
PCB-1248 Peak 3	59500940 48711533	57759380 47318919	54018730	49061516	Ave		52728503.0				9.7		20.0			
PCB-1248 Peak 4	28918080 25766846	27571130 25947849	26925270	25150354	Ave		26713254.8				5.2		20.0			
PCB-1248 Peak 5	26254900 23456362	25813240 22986847	25720340	23624026	Ave		24642619.2				5.8		20.0			

Note: The m1 coefficient is the same as Ave CF for an Ave curve type.

FORM VI
PCBS INITIAL CALIBRATION DATA
EXTERNAL STANDARD RESPONSE AND CONCENTRATION

Lab Name: TestAmerica Canton Job No.: 240-21987-1 Analy Batch No.: 72953

SDG No.:

Instrument ID: A2HP4 GC Column: CLP-1 ID: 0.53(mm) Heated Purge: (Y/N) N

Calibration Start Date: 01/23/2013 14:31 Calibration End Date: 01/23/2013 15:49 Calibration ID: 13417

Calibration Files:

LEVEL:	LAB SAMPLE ID:	LAB FILE ID:
Level 1	STD005 240-72953/15	P4000015.D
Level 2	STD01 240-72953/16	P4000016.D
Level 3	STD02 240-72953/17	P4000017.D
Level 4	STD05 240-72953/18	P4000018.D
Level 5	STD1 240-72953/19	P4000019.D
Level 6	STD2 240-72953/20	P4000020.D

ANALYTE	CURVE TYPE	RESPONSE					CONCENTRATION (NG/UL)				
		LVL 1 LVL 6	LVL 2	LVL 3	LVL 4	LVL 5	LVL 1 LVL 6	LVL 2	LVL 3	LVL 4	LVL 5
PCB-1248 Peak 1	Ave	1076977 30356442	2015046	3851462	8520306	16008992	0.0500 2.00	0.100	0.200	0.500	1.00
PCB-1248 Peak 2	Ave	2383235 86704995	5114861	9887629	22561642	44293622	0.0500 2.00	0.100	0.200	0.500	1.00
PCB-1248 Peak 3	Ave	2975047 94637838	5775938	10803746	24530758	48711533	0.0500 2.00	0.100	0.200	0.500	1.00
PCB-1248 Peak 4	Ave	1445904 51895698	2757113	5385054	12575177	25766846	0.0500 2.00	0.100	0.200	0.500	1.00
PCB-1248 Peak 5	Ave	1312745 45973694	2581324	5144068	11812013	23456362	0.0500 2.00	0.100	0.200	0.500	1.00

Curve Type Legend:

Ave = Average

TestAmerica Canton
Target Compound Quantitation Report

Data File:	\\Ncchrom\ChromData\A2HP4\20130123-16796.b\P4000015.D		
Lims ID:	STD005 1248	Client ID:	
Inject. Date:	23-Jan-2013 14:31:09	Dil. Factor:	1.0000
Sample Type:	IC	Calib Level:	1
Sample ID:	240-0016796-015		
Misc. Info.:			
Operator:		Instrument ID:	A2HP4
Injection Vol:	1.0 ul	ALS Bottle#:	15
Lims Batch ID:	72953	Lims Sample ID:	15
Sublist:	chrom-PCB4*sub3		
Detector 1 :	GC ECD1A		
Detector 2 :	GC ecd2b		
Method:	\\Ncchrom\ChromData\A2HP4\20130123-16796.b\PCB4.m		
Last Update:	24-Jan-2013 07:49:59	Calib Date:	23-Jan-2013 22:06:47
Quant Method:	External Standard	Quant By:	Initial Calibration
Last ICal File:	\\Ncchrom\ChromData\A2HP4\20130123-16796.b\P4000044.D		
Limit Group:	GC 8082A ICAL		
Integrator:	Falcon		
Column Type:		Column Dia:	
Process Host:	XAWRK022		

Det	Sig	RT	EXP RT	DLT RT	Response	On-Col Amt ng/ul	Ratio Range	Ratio	Flags
7 PCB-1248									
1	86	1.818	1.818	0.000	1076977	0.0592		100.0	
1	2	2.207	2.207	0.000	2383235	0.0509	231.7- 281.7	221.3	
1	3	2.708	2.708	0.000	2975047	0.0564	255.5- 305.5	276.2	
1	4	3.286	3.286	0.000	1445904	0.0541	114.8- 164.8	134.3	
1	5	3.719	3.719	0.000	1312745	0.0533	108.6- 158.6	121.9	
			Average of Peak Amounts =			0.0548			
2	6	2.525	2.525	0.000	913354	0.0585		100.0	
2	7	2.977	2.977	0.000	2282028	0.0556	225.5- 285.5	249.9	
2	8	3.725	3.725	0.000	2286273	0.0553	235.9- 295.9	250.3	
2	9	3.999	3.999	0.000	2019832	0.0539	207.4- 267.4	221.1	
2	10	4.723	4.723	0.000	1286509	0.0541	121.0- 181.0	140.9	
			Average of Peak Amounts =			0.0555			
						RPD = 1.23			

Report Date: 24-Jan-2013 07:50:00 Chrom Revision: 2.0 27-Nov-2012 13:14:12

TestAmerica Canton

Data File:	\\Ncchrom\ChromData\A2HP4\20130123-16796.b\P4000015.D		
Injection Date:	23-Jan-2013 14:31:09	Limit Group:	GC 8082A ICAL
Client ID:		Instrument ID:	A2HP4
Lims Batch ID:	72953	Lims Sample ID:	15
Operator ID:		Injection Vol:	1.0 ul
Column Type:		Column Dia:	

Y Scaling: Method Defined: Set to Absolute Y Value

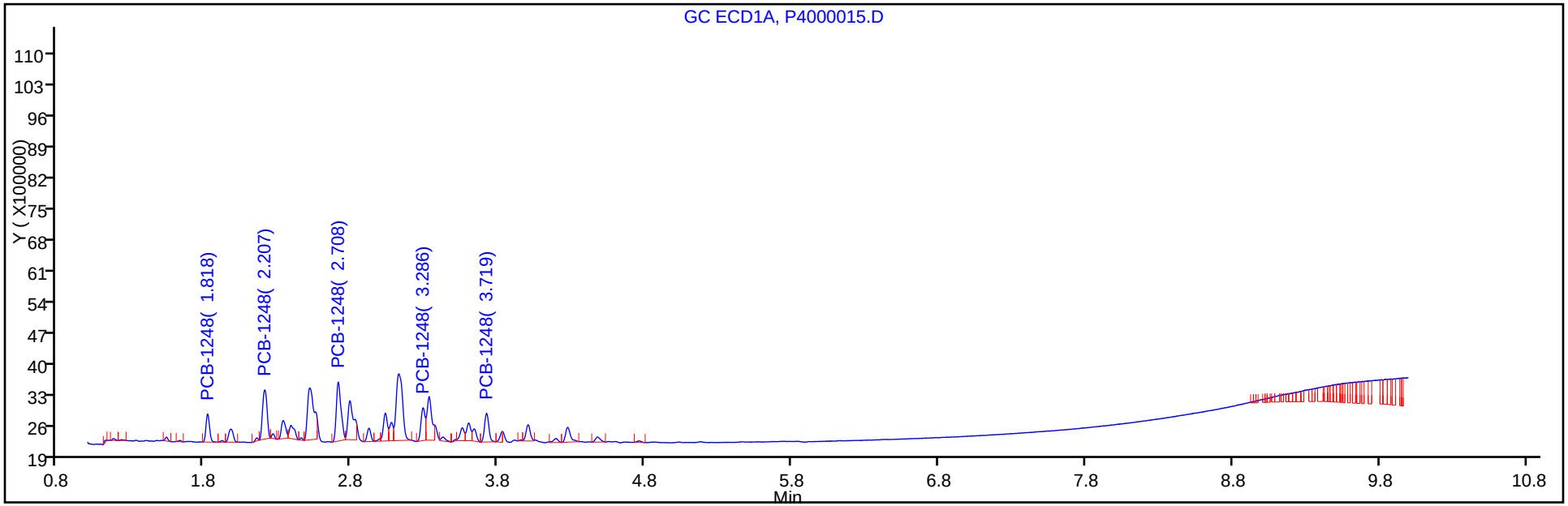

Y Scaling: Method Defined: Set to Absolute Y Value

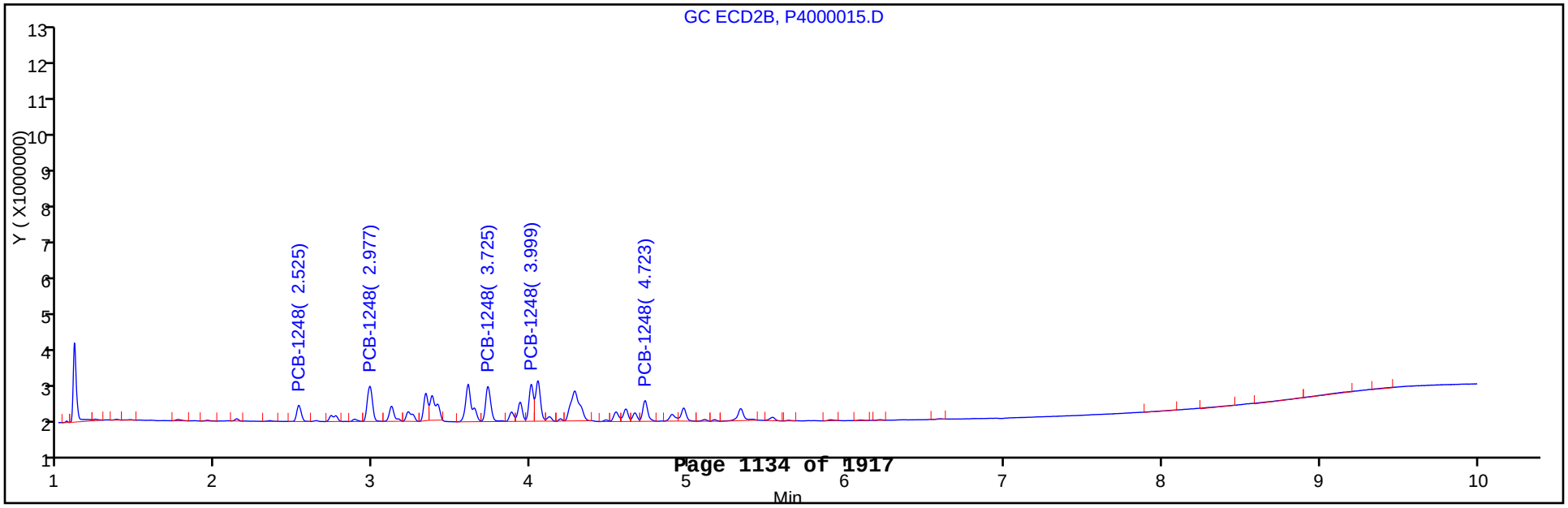

TestAmerica Canton
Target Compound Quantitation Report

Data File:	\\Ncchrom\ChromData\A2HP4\20130123-16796.b\P4000016.D		
Lims ID:	STD01 1248	Client ID:	
Inject. Date:	23-Jan-2013 14:46:49	Dil. Factor:	1.0000
Sample Type:	IC	Calib Level:	2
Sample ID:	240-0016796-016		
Misc. Info.:			
Operator:		Instrument ID:	A2HP4
Injection Vol:	1.0 ul	ALS Bottle#:	16
Lims Batch ID:	72953	Lims Sample ID:	16
Sublist:	chrom-PCB4*sub3		
Detector 1 :	GC ECD1A		
Detector 2 :	GC ecd2b		

Method:	\\Ncchrom\ChromData\A2HP4\20130123-16796.b\PCB4.m		
Last Update:	24-Jan-2013 07:49:57	Calib Date:	23-Jan-2013 22:06:47
Quant Method:	External Standard	Quant By:	Initial Calibration
Last ICal File:	\\Ncchrom\ChromData\A2HP4\20130123-16796.b\P4000044.D		
Limit Group:	GC 8082A ICAL		
Integrator:	Falcon		
Column Type:		Column Dia:	
Process Host:	XAWRK022		

Det	Sig	RT	EXP RT	DLT RT	Response	On-Col Amt ng/ul	Ratio Range	Ratio	Flags
7 PCB-1248									
1	86	1.817	1.818	-0.001	2015046	0.1107		100.0	
1	2	2.208	2.207	0.001	5114861	0.1092	231.7- 281.7	253.8	
1	3	2.709	2.708	0.001	5775938	0.1095	255.5- 305.5	286.6	
1	4	3.286	3.286	0.000	2757113	0.1032	114.8- 164.8	136.8	
1	5	3.719	3.719	0.000	2581324	0.1048	108.6- 158.6	128.1	
			Average of Peak Amounts =			0.1075			
2	6	2.526	2.525	0.001	1716477	0.1099		100.0	
2	7	2.976	2.977	-0.001	4273694	0.1040	225.5- 285.5	249.0	
2	8	3.726	3.725	0.001	4403576	0.1065	235.9- 295.9	256.5	
2	9	4.001	3.999	0.002	3924522	0.1047	207.4- 267.4	228.6	
2	10	4.722	4.723	-0.001	2476351	0.1041	121.0- 181.0	144.3	
			Average of Peak Amounts =			0.1058			
						RPD = 1.54			

Report Date: 24-Jan-2013 07:49:58 Chrom Revision: 2.0 27-Nov-2012 13:14:12

TestAmerica Canton

Data File:	\\Ncchrom\ChromData\A2HP4\20130123-16796.b\P4000016.D		
Injection Date:	23-Jan-2013 14:46:49	Limit Group:	GC 8082A ICAL
Client ID:		Instrument ID:	A2HP4
Lims Batch ID:	72953	Lims Sample ID:	16
Operator ID:		Injection Vol:	1.0 ul
Column Type:		Column Dia:	

Y Scaling: Method Defined: Set to Absolute Y Value

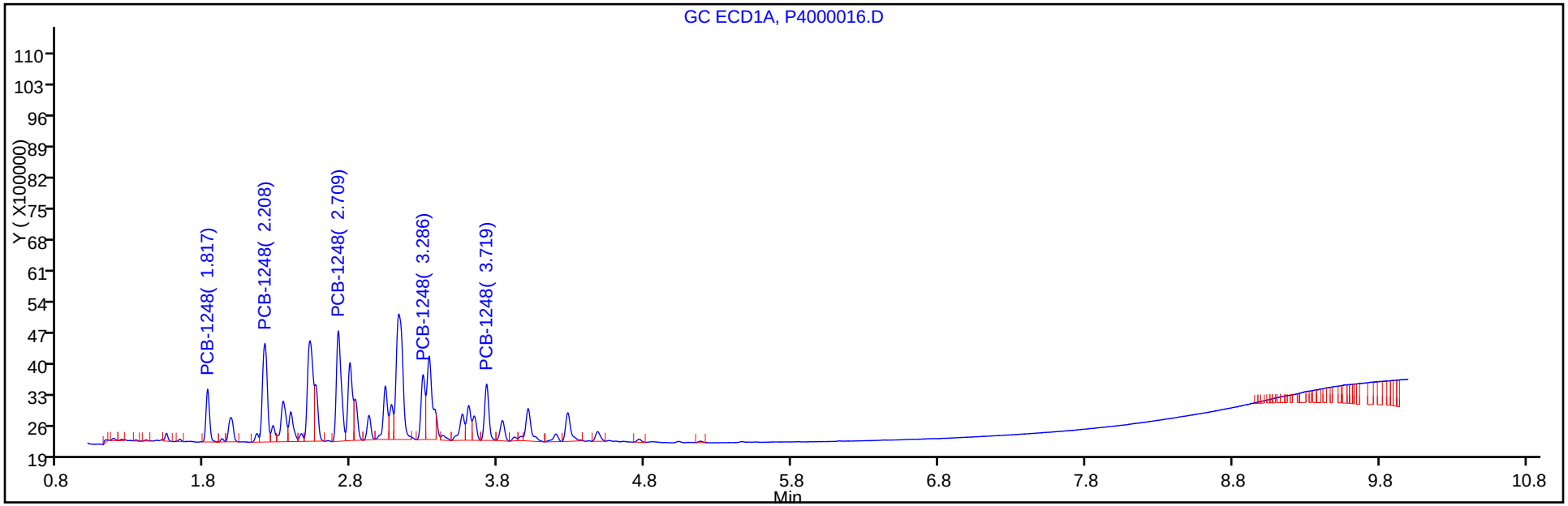

Y Scaling: Method Defined: Set to Absolute Y Value

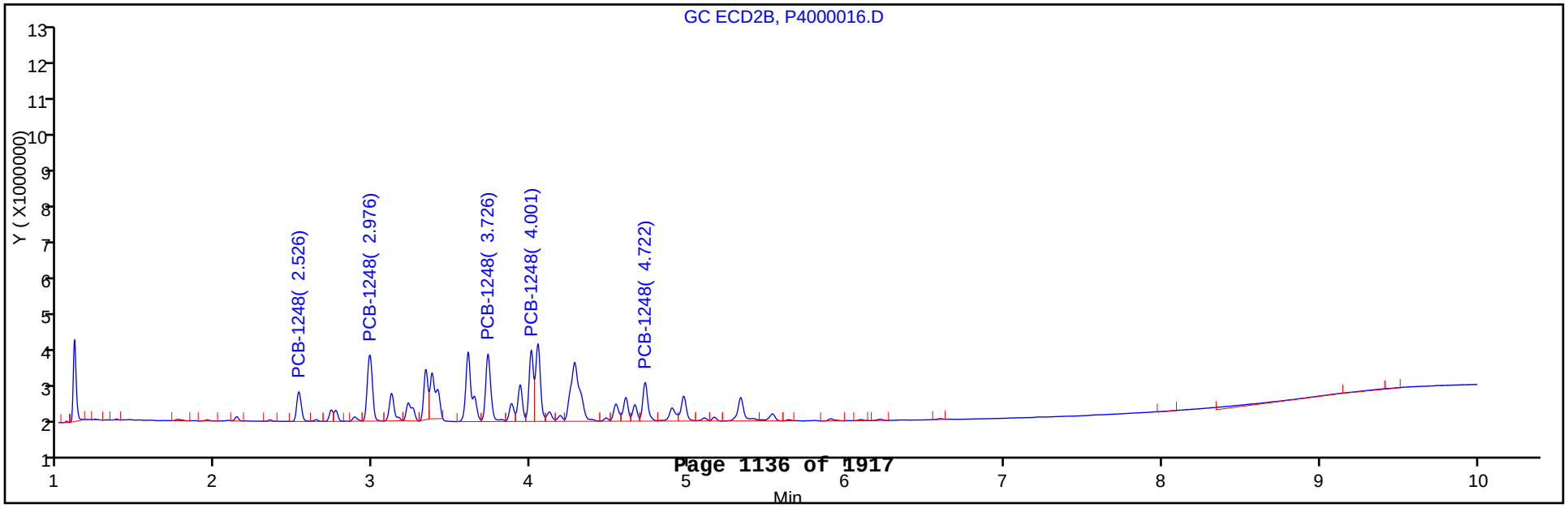

TestAmerica Canton
Target Compound Quantitation Report

Data File:	\\Ncchrom\ChromData\A2HP4\20130123-16796.b\P4000017.D		
Lims ID:	STD02 1248	Client ID:	
Inject. Date:	23-Jan-2013 15:02:39	Dil. Factor:	1.0000
Sample Type:	IC	Calib Level:	3
Sample ID:	240-0016796-017		
Misc. Info.:			
Operator:		Instrument ID:	A2HP4
Injection Vol:	1.0 ul	ALS Bottle#:	17
Lims Batch ID:	72953	Lims Sample ID:	17
Sublist:	chrom-PCB4*sub3		
Detector 1 :	GC ECD1A		
Detector 2 :	GC ecd2b		
Method:	\\Ncchrom\ChromData\A2HP4\20130123-16796.b\PCB4.m		
Last Update:	24-Jan-2013 07:49:55	Calib Date:	23-Jan-2013 22:06:47
Quant Method:	External Standard	Quant By:	Initial Calibration
Last ICal File:	\\Ncchrom\ChromData\A2HP4\20130123-16796.b\P4000044.D		
Limit Group:	GC 8082A ICAL		
Integrator:	Falcon		
Column Type:		Column Dia:	
Process Host:	XAWRK022		

Det	Sig	RT	EXP RT	DLT RT	Response	On-Col Amt ng/ul	Ratio Range	Ratio	Flags
7 PCB-1248									
1	86	1.818	1.818	0.000	3851462	0.2117		100.0	
1	2	2.208	2.207	0.001	9887629	0.2111	231.7- 281.7	256.7	
1	3	2.708	2.708	0.000	10803746	0.2049	255.5- 305.5	280.5	
1	4	3.286	3.286	0.000	5385054	0.2016	114.8- 164.8	139.8	
1	5	3.719	3.719	0.000	5144068	0.2087	108.6- 158.6	133.6	
			Average of Peak Amounts =			0.2076			
2	6	2.525	2.525	0.000	3293601	0.2109		100.0	
2	7	2.975	2.977	-0.002	8413939	0.2048	225.5- 285.5	255.5	
2	8	3.726	3.725	0.001	8758629	0.2118	235.9- 295.9	265.9	
2	9	4.000	3.999	0.001	7818245	0.2086	207.4- 267.4	237.4	
2	10	4.721	4.723	-0.002	4972914	0.2090	121.0- 181.0	151.0	
			Average of Peak Amounts =			0.2090			
						RPD = 0.69			

Report Date: 24-Jan-2013 07:49:56 Chrom Revision: 2.0 27-Nov-2012 13:14:12

TestAmerica Canton

Data File:	\\Ncchrom\ChromData\A2HP4\20130123-16796.b\P4000017.D		
Injection Date:	23-Jan-2013 15:02:39	Limit Group:	GC 8082A ICAL
Client ID:		Instrument ID:	A2HP4
Lims Batch ID:	72953	Lims Sample ID:	17
Operator ID:		Injection Vol:	1.0 ul
Column Type:		Column Dia:	

Y Scaling: Method Defined: Set to Absolute Y Value

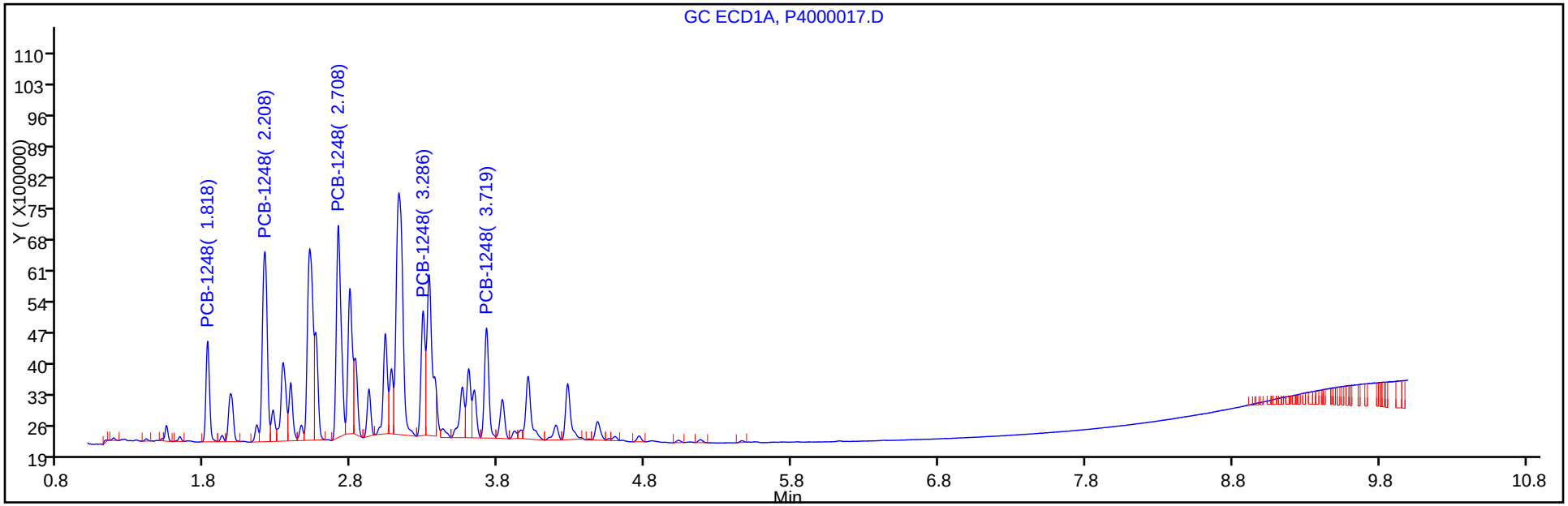

Y Scaling: Method Defined: Set to Absolute Y Value

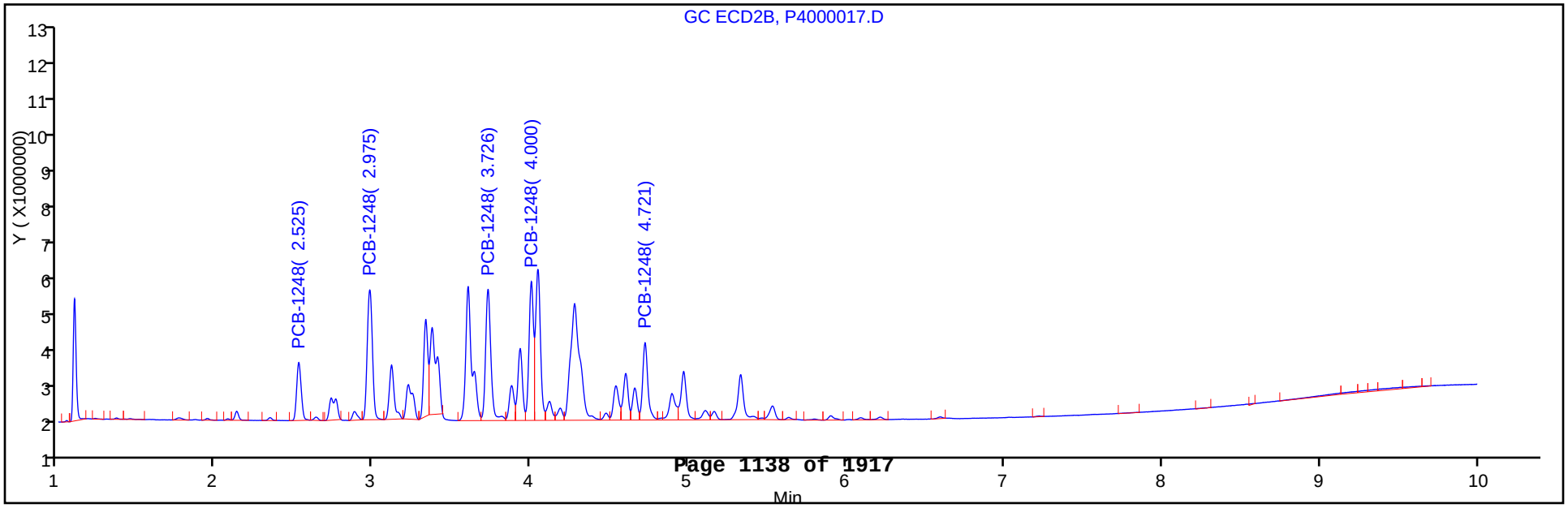

TestAmerica Canton
Target Compound Quantitation Report

Data File:	\\Ncchrom\ChromData\A2HP4\20130123-16796.b\P4000018.D		
Lims ID:	STD05 1248	Client ID:	
Inject. Date:	23-Jan-2013 15:18:19	Dil. Factor:	1.0000
Sample Type:	IC	Calib Level:	4
Sample ID:	240-0016796-018		
Misc. Info.:			
Operator:		Instrument ID:	A2HP4
Injection Vol:	1.0 ul	ALS Bottle#:	18
Lims Batch ID:	72953	Lims Sample ID:	18
Sublist:	chrom-PCB4*sub3		
Detector 1 :	GC ECD1A		
Detector 2 :	GC ecd2b		

Method:	\\Ncchrom\ChromData\A2HP4\20130123-16796.b\PCB4.m		
Last Update:	24-Jan-2013 07:49:53	Calib Date:	23-Jan-2013 22:06:47
Quant Method:	External Standard	Quant By:	Initial Calibration
Last ICal File:	\\Ncchrom\ChromData\A2HP4\20130123-16796.b\P4000044.D		
Limit Group:	GC 8082A ICAL		
Integrator:	Falcon		
Column Type:		Column Dia:	
Process Host:	XAWRK022		

Det	Sig	RT	EXP RT	DLT RT	Response	On-Col Amt ng/ul	Ratio Range	Ratio	Flags
7 PCB-1248									
1	86	1.818	1.818	0.000	8520306	0.4683		100.0	
1	2	2.209	2.207	0.002	22561642	0.4817	231.7- 281.7	264.8	
1	3	2.709	2.708	0.001	24530758	0.4652	255.5- 305.5	287.9	
1	4	3.286	3.286	0.000	12575177	0.4707	114.8- 164.8	147.6	
1	5	3.719	3.719	0.000	11812013	0.4793	108.6- 158.6	138.6	
			Average of Peak Amounts =			0.4731			
2	6	2.526	2.525	0.001	7290752	0.4669		100.0	
2	7	2.976	2.977	-0.001	19281187	0.4694	225.5- 285.5	264.5	
2	8	3.726	3.725	0.001	19422301	0.4697	235.9- 295.9	266.4	
2	9	4.000	3.999	0.001	18002575	0.4804	207.4- 267.4	246.9	
2	10	4.722	4.723	-0.001	11409134	0.4794	121.0- 181.0	156.5	
			Average of Peak Amounts =			0.4732			
						RPD = 0.02			

Report Date: 24-Jan-2013 07:49:54 Chrom Revision: 2.0 27-Nov-2012 13:14:12

TestAmerica Canton

Data File:	\\Ncchrom\ChromData\A2HP4\20130123-16796.b\P4000018.D		
Injection Date:	23-Jan-2013 15:18:19	Limit Group:	GC 8082A ICAL
Client ID:		Instrument ID:	A2HP4
Lims Batch ID:	72953	Lims Sample ID:	18
Operator ID:		Injection Vol:	1.0 ul
Column Type:		Column Dia:	

Y Scaling: Method Defined: Set to Absolute Y Value

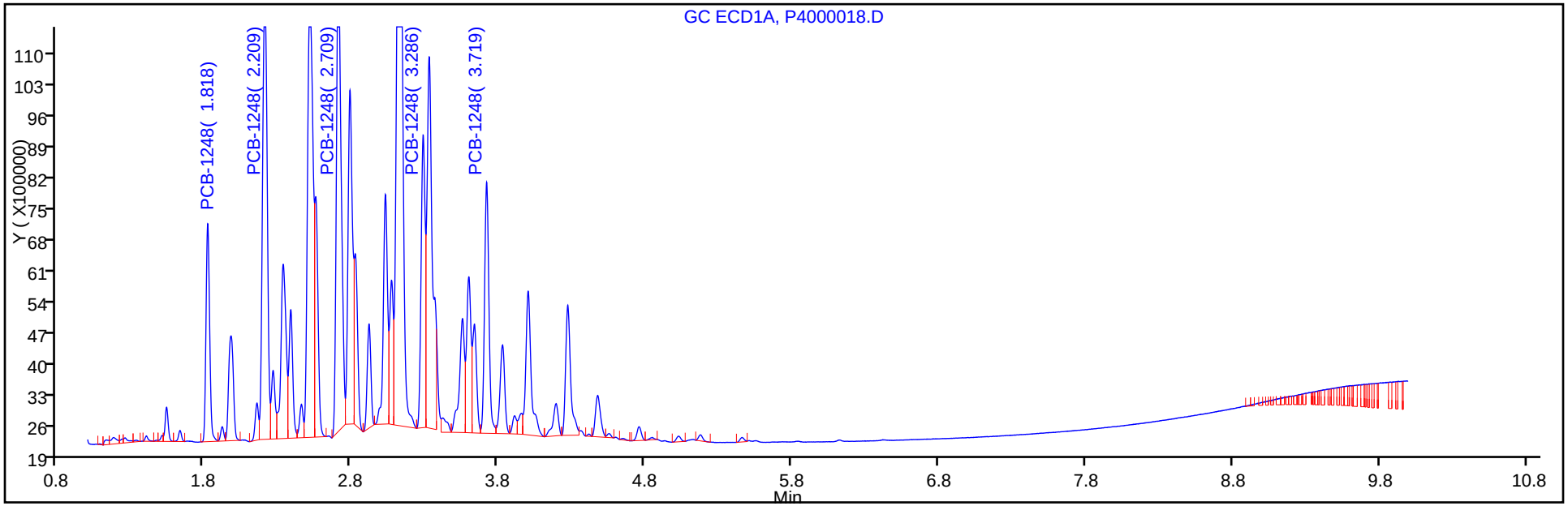

Y Scaling: Method Defined: Set to Absolute Y Value

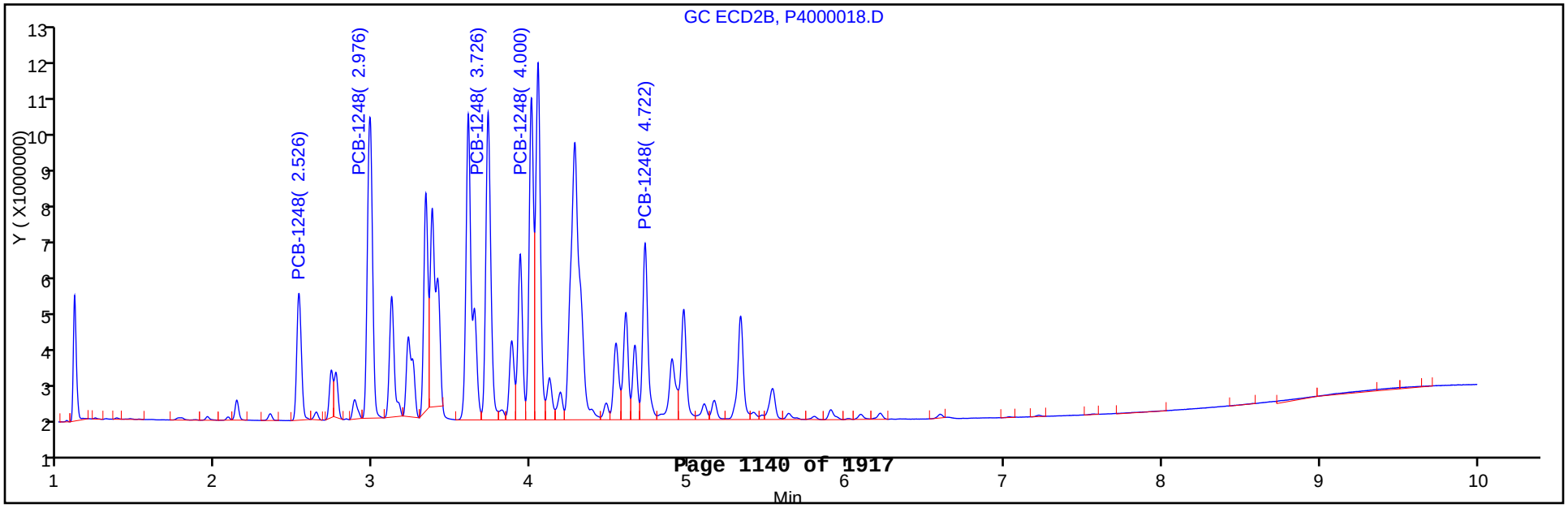

TestAmerica Canton
Target Compound Quantitation Report

Data File:	\\Ncchrom\ChromData\A2HP4\20130123-16796.b\P4000019.D		
Lims ID:	STD1 1248	Client ID:	
Inject. Date:	23-Jan-2013 15:33:59	Dil. Factor:	1.0000
Sample Type:	IC	Calib Level:	5
Sample ID:	240-0016796-019		
Misc. Info.:			
Operator:		Instrument ID:	A2HP4
Injection Vol:	1.0 ul	ALS Bottle#:	19
Lims Batch ID:	72953	Lims Sample ID:	19
Sublist:	chrom-PCB4*sub3		
Detector 1 :	GC ECD1A		
Detector 2 :	GC ecd2b		

Method:	\\Ncchrom\ChromData\A2HP4\20130123-16796.b\PCB4.m		
Last Update:	24-Jan-2013 07:49:51	Calib Date:	23-Jan-2013 22:06:47
Quant Method:	External Standard	Quant By:	Initial Calibration
Last ICal File:	\\Ncchrom\ChromData\A2HP4\20130123-16796.b\P4000044.D		
Limit Group:	GC 8082A ICAL		
Integrator:	Falcon		
Column Type:		Column Dia:	
Process Host:	XAWRK022		

Det	Sig	RT	EXP RT	DLT RT	Response	On-Col Amt ng/ul	Ratio Range	Ratio	Flags
7 PCB-1248									
1	86	1.818	1.818	0.000	16008992	0.8798		100.0	
1	2	2.208	2.207	0.001	44293622	0.9457	231.7- 281.7	276.7	
1	3	2.708	2.708	0.000	48711533	0.9238	255.5- 305.5	304.3	
1	4	3.286	3.286	0.000	25766846	0.9646	114.8- 164.8	161.0	
1	5	3.719	3.719	0.000	23456362	0.9519	108.6- 158.6	146.5	
			Average of Peak Amounts =			0.9332			
2	6	2.526	2.525	0.001	13937177	0.8925		100.0	
2	7	2.975	2.977	-0.002	38940134	0.9479	225.5- 285.5	279.4	
2	8	3.725	3.725	0.000	38134942	0.9223	235.9- 295.9	273.6	
2	9	4.000	3.999	0.001	35366333	0.9438	207.4- 267.4	253.8	
2	10	4.721	4.723	-0.002	22604084	0.9498	121.0- 181.0	162.2	
			Average of Peak Amounts =			0.9313			
						RPD = 0.20			

Report Date: 24-Jan-2013 07:49:52 Chrom Revision: 2.0 27-Nov-2012 13:14:12

TestAmerica Canton

Data File:	\\Ncchrom\ChromData\A2HP4\20130123-16796.b\P4000019.D		
Injection Date:	23-Jan-2013 15:33:59	Limit Group:	GC 8082A ICAL
Client ID:		Instrument ID:	A2HP4
Lims Batch ID:	72953	Lims Sample ID:	19
Operator ID:		Injection Vol:	1.0 ul
Column Type:		Column Dia:	

Y Scaling: Method Defined: Set to Absolute Y Value

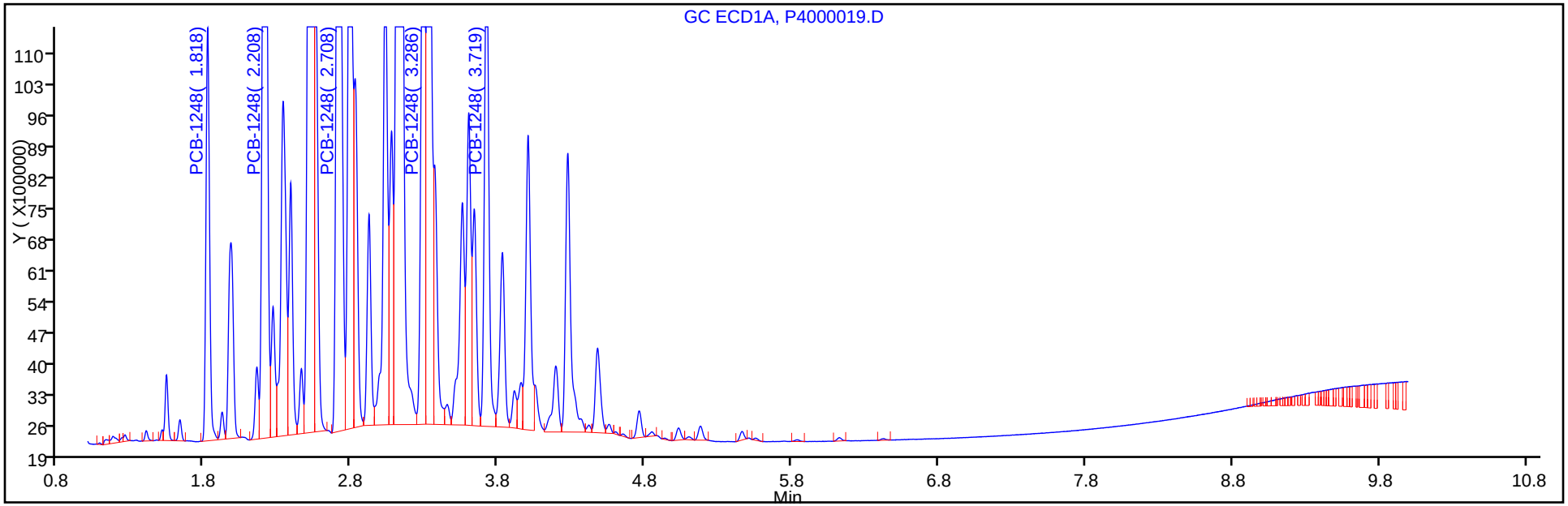

Y Scaling: Method Defined: Set to Absolute Y Value

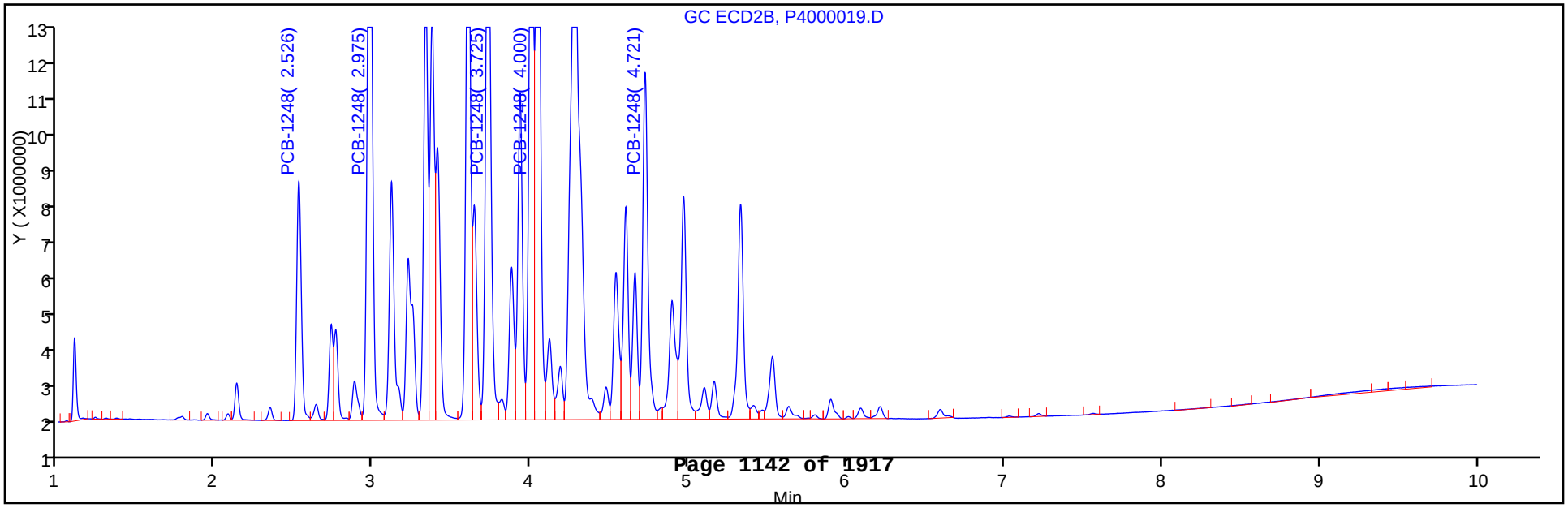

TestAmerica Canton
Target Compound Quantitation Report

Data File:	\\Ncchrom\ChromData\A2HP4\20130123-16796.b\P4000020.D		
Lims ID:	STD2 1248	Client ID:	
Inject. Date:	23-Jan-2013 15:49:39	Dil. Factor:	1.0000
Sample Type:	IC	Calib Level:	6
Sample ID:	240-0016796-020		
Misc. Info.:			
Operator:		Instrument ID:	A2HP4
Injection Vol:	1.0 ul	ALS Bottle#:	20
Lims Batch ID:	72953	Lims Sample ID:	20
Sublist:	chrom-PCB4*sub3		
Detector 1 :	GC ECD1A		
Detector 2 :	GC ecd2b		

Method:	\\Ncchrom\ChromData\A2HP4\20130123-16796.b\PCB4.m		
Last Update:	24-Jan-2013 07:49:50	Calib Date:	23-Jan-2013 22:06:47
Quant Method:	External Standard	Quant By:	Initial Calibration
Last ICal File:	\\Ncchrom\ChromData\A2HP4\20130123-16796.b\P4000044.D		
Limit Group:	GC 8082A ICAL		
Integrator:	Falcon		
Column Type:		Column Dia:	
Process Host:	XAWRK022		

Det	Sig	RT	EXP RT	DLT RT	Response	On-Col Amt ng/ul	Ratio Range	Ratio	Flags
7 PCB-1248									
1	86	1.817	1.818	-0.001	30356442	1.67		100.0	
1	2	2.207	2.207	0.000	86704995	1.85	231.7- 281.7	285.6	
1	3	2.709	2.708	0.001	94637838	1.79	255.5- 305.5	311.8	
1	4	3.286	3.286	0.000	51895698	1.94	114.8- 164.8	171.0	
1	5	3.720	3.719	0.001	45973694	1.87	108.6- 158.6	151.4	
			Average of Peak Amounts =			1.82			
2	6	2.525	2.525	0.000	26562605	1.70		100.0	
2	7	2.976	2.977	-0.001	77051831	1.88	225.5- 285.5	290.1	
2	8	3.726	3.725	0.001	75122732	1.82	235.9- 295.9	282.8	
2	9	4.000	3.999	0.001	69442054	1.85	207.4- 267.4	261.4	
2	10	4.721	4.723	-0.002	44024656	1.85	121.0- 181.0	165.7	
			Average of Peak Amounts =			1.82			
						RPD = 0.29			

Report Date: 24-Jan-2013 07:49:50 Chrom Revision: 2.0 27-Nov-2012 13:14:12

TestAmerica Canton

Data File:	\\Ncchrom\ChromData\A2HP4\20130123-16796.b\P4000020.D		
Injection Date:	23-Jan-2013 15:49:39	Limit Group:	GC 8082A ICAL
Client ID:		Instrument ID:	A2HP4
Lims Batch ID:	72953	Lims Sample ID:	20
Operator ID:		Injection Vol:	1.0 ul
Column Type:		Column Dia:	

Y Scaling: Method Defined: Set to Absolute Y Value

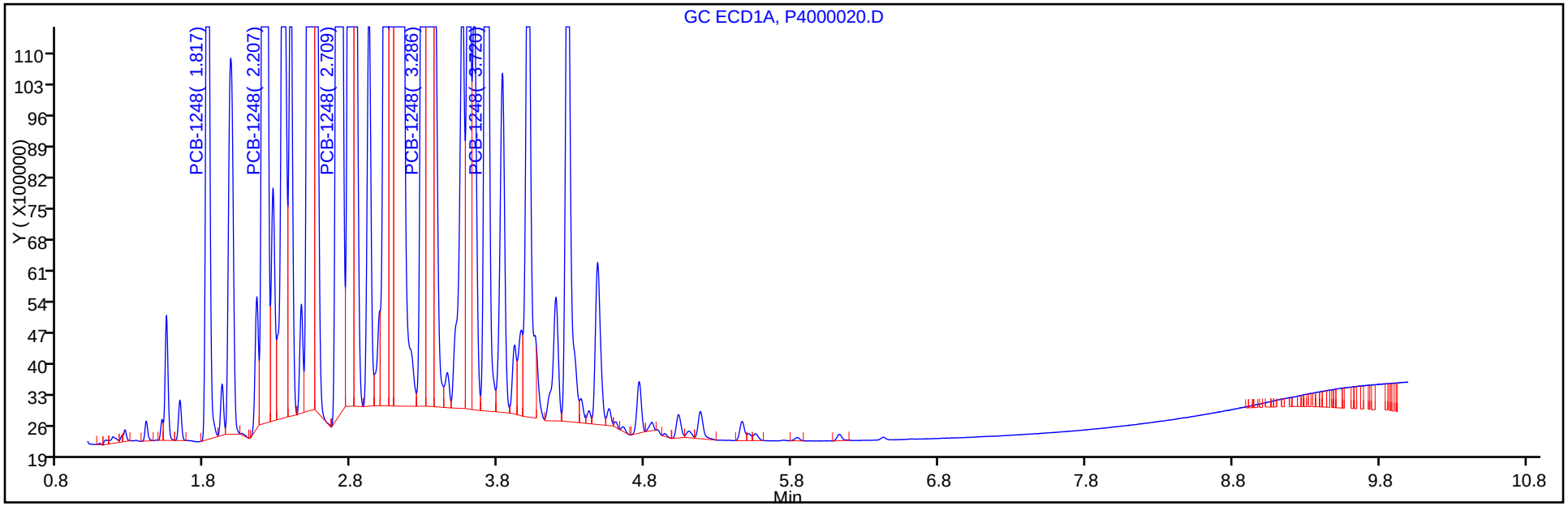

Y Scaling: Method Defined: Set to Absolute Y Value

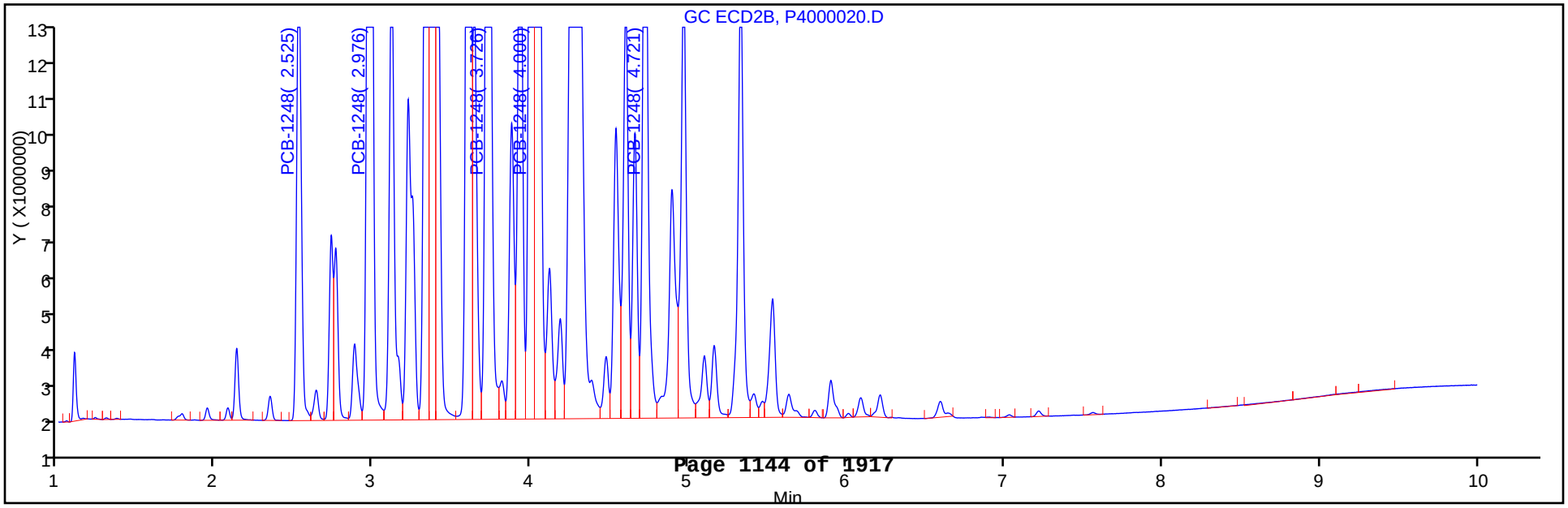

FORM VI
PCBS INITIAL CALIBRATION DATA
EXTERNAL STANDARD RETENTION TIME SUMMARY

Lab Name: TestAmerica Canton Job No.: 240-21987-1 Analy Batch No.: 72953

SDG No.:

Instrument ID: A2HP4 GC Column: CLP-2 ID: 0.53(mm) Heated Purge: (Y/N) N

Calibration Start Date: 01/23/2013 14:31 Calibration End Date: 01/23/2013 15:49 Calibration ID: 13418

Calibration Files:

LEVEL:	LAB SAMPLE ID:	LAB FILE ID:
Level 1	STD005 240-72953/15	P4000015.D
Level 2	STD01 240-72953/16	P4000016.D
Level 3	STD02 240-72953/17	P4000017.D
Level 4	STD05 240-72953/18	P4000018.D
Level 5	STD1 240-72953/19	P4000019.D
Level 6	STD2 240-72953/20	P4000020.D

ANALYTE	LVL 1	LVL 2	LVL 3	LVL 4	LVL 5	LVL 6					RT WINDOW	AVG RT
PCB-1248 Peak 1	2.525	2.526	2.525	2.526	2.526	2.525					2.425 - 2.625	2.526
PCB-1248 Peak 2	2.977	2.976	2.975	2.976	2.975	2.976					2.877 - 3.077	2.976
PCB-1248 Peak 3	3.725	3.726	3.726	3.726	3.725	3.726					3.625 - 3.825	3.726
PCB-1248 Peak 4	3.999	4.001	4.000	4.000	4.000	4.000					3.899 - 4.099	4.000
PCB-1248 Peak 5	4.723	4.722	4.721	4.722	4.721	4.721					4.623 - 4.823	4.722

FORM VI
PCBS INITIAL CALIBRATION DATA
EXTERNAL STANDARD CURVE EVALUATION

Lab Name: TestAmerica Canton Job No.: 240-21987-1 Analy Batch No.: 72953

SDG No.:

Instrument ID: A2HP4 GC Column: CLP-2 ID: 0.53(mm) Heated Purge: (Y/N) N

Calibration Start Date: 01/23/2013 14:31 Calibration End Date: 01/23/2013 15:49 Calibration ID: 13418

Calibration Files:

LEVEL:	LAB SAMPLE ID:	LAB FILE ID:
Level 1	STD005 240-72953/15	P4000015.D
Level 2	STD01 240-72953/16	P4000016.D
Level 3	STD02 240-72953/17	P4000017.D
Level 4	STD05 240-72953/18	P4000018.D
Level 5	STD1 240-72953/19	P4000019.D
Level 6	STD2 240-72953/20	P4000020.D

ANALYTE	CF				CURVE TYPE	COEFFICIENT			#	MIN CF	%RSD	#	MAX %RSD	R^2 OR COD	#	MIN R^2 OR COD
	LVL 1 LVL 5	LVL 2 LVL 6	LVL 3	LVL 4		B	M1	M2								
PCB-1248 Peak 1	18267080 13937177	17164770 13281303	16468005	14581504	Ave		15616639.8				13.0		20.0			
PCB-1248 Peak 2	45640560 38940134	42736940 38525916	42069695	38562374	Ave		41079269.8				7.1		20.0			
PCB-1248 Peak 3	45725460 38134942	44035760 37561366	43793145	38844602	Ave		41349212.5				8.6		20.0			
PCB-1248 Peak 4	40396640 35366333	39245220 34721027	39091225	36005150	Ave		37470932.5				6.4		20.0			
PCB-1248 Peak 5	25730180 22604084	24763510 22012328	24864570	22818268	Ave		23798823.3				6.3		20.0			

Note: The m1 coefficient is the same as Ave CF for an Ave curve type.

FORM VI
PCBS INITIAL CALIBRATION DATA
EXTERNAL STANDARD RESPONSE AND CONCENTRATION

Lab Name: TestAmerica Canton Job No.: 240-21987-1 Analy Batch No.: 72953

SDG No.:

Instrument ID: A2HP4 GC Column: CLP-2 ID: 0.53(mm) Heated Purge: (Y/N) N

Calibration Start Date: 01/23/2013 14:31 Calibration End Date: 01/23/2013 15:49 Calibration ID: 13418

Calibration Files:

LEVEL:	LAB SAMPLE ID:	LAB FILE ID:
Level 1	STD005 240-72953/15	P4000015.D
Level 2	STD01 240-72953/16	P4000016.D
Level 3	STD02 240-72953/17	P4000017.D
Level 4	STD05 240-72953/18	P4000018.D
Level 5	STD1 240-72953/19	P4000019.D
Level 6	STD2 240-72953/20	P4000020.D

ANALYTE	CURVE TYPE	RESPONSE					CONCENTRATION (NG/UL)				
		LVL 1 LVL 6	LVL 2	LVL 3	LVL 4	LVL 5	LVL 1 LVL 6	LVL 2	LVL 3	LVL 4	LVL 5
PCB-1248 Peak 1	Ave	913354 26562605	1716477	3293601	7290752	13937177	0.0500 2.00	0.100	0.200	0.500	1.00
PCB-1248 Peak 2	Ave	2282028 77051831	4273694	8413939	19281187	38940134	0.0500 2.00	0.100	0.200	0.500	1.00
PCB-1248 Peak 3	Ave	2286273 75122732	4403576	8758629	19422301	38134942	0.0500 2.00	0.100	0.200	0.500	1.00
PCB-1248 Peak 4	Ave	2019832 69442054	3924522	7818245	18002575	35366333	0.0500 2.00	0.100	0.200	0.500	1.00
PCB-1248 Peak 5	Ave	1286509 44024656	2476351	4972914	11409134	22604084	0.0500 2.00	0.100	0.200	0.500	1.00

Curve Type Legend:

Ave = Average

TestAmerica Canton
Target Compound Quantitation Report

Data File:	\\Ncchrom\ChromData\A2HP4\20130123-16796.b\P4000015.D		
Lims ID:	STD005 1248	Client ID:	
Inject. Date:	23-Jan-2013 14:31:09	Dil. Factor:	1.0000
Sample Type:	IC	Calib Level:	1
Sample ID:	240-0016796-015		
Misc. Info.:			
Operator:		Instrument ID:	A2HP4
Injection Vol:	1.0 ul	ALS Bottle#:	15
Lims Batch ID:	72953	Lims Sample ID:	15
Sublist:	chrom-PCB4*sub3		
Detector 1 :	GC ECD1A		
Detector 2 :	GC ecd2b		

Method:	\\Ncchrom\ChromData\A2HP4\20130123-16796.b\PCB4.m		
Last Update:	24-Jan-2013 07:49:59	Calib Date:	23-Jan-2013 22:06:47
Quant Method:	External Standard	Quant By:	Initial Calibration
Last ICal File:	\\Ncchrom\ChromData\A2HP4\20130123-16796.b\P4000044.D		
Limit Group:	GC 8082A ICAL		
Integrator:	Falcon		
Column Type:		Column Dia:	
Process Host:	XAWRK022		

Det	Sig	RT	EXP RT	DLT RT	Response	On-Col Amt ng/ul	Ratio Range	Ratio	Flags
7 PCB-1248									
1	86	1.818	1.818	0.000	1076977	0.0592		100.0	
1	2	2.207	2.207	0.000	2383235	0.0509	231.7- 281.7	221.3	
1	3	2.708	2.708	0.000	2975047	0.0564	255.5- 305.5	276.2	
1	4	3.286	3.286	0.000	1445904	0.0541	114.8- 164.8	134.3	
1	5	3.719	3.719	0.000	1312745	0.0533	108.6- 158.6	121.9	
			Average of Peak Amounts =			0.0548			
2	6	2.525	2.525	0.000	913354	0.0585		100.0	
2	7	2.977	2.977	0.000	2282028	0.0556	225.5- 285.5	249.9	
2	8	3.725	3.725	0.000	2286273	0.0553	235.9- 295.9	250.3	
2	9	3.999	3.999	0.000	2019832	0.0539	207.4- 267.4	221.1	
2	10	4.723	4.723	0.000	1286509	0.0541	121.0- 181.0	140.9	
			Average of Peak Amounts =			0.0555			
						RPD = 1.23			

Report Date: 24-Jan-2013 07:50:00 Chrom Revision: 2.0 27-Nov-2012 13:14:12

TestAmerica Canton

Data File:	\\Ncchrom\ChromData\A2HP4\20130123-16796.b\P4000015.D		
Injection Date:	23-Jan-2013 14:31:09	Limit Group:	GC 8082A ICAL
Client ID:		Instrument ID:	A2HP4
Lims Batch ID:	72953	Lims Sample ID:	15
Operator ID:		Injection Vol:	1.0 ul
Column Type:		Column Dia:	

Y Scaling: Method Defined: Set to Absolute Y Value

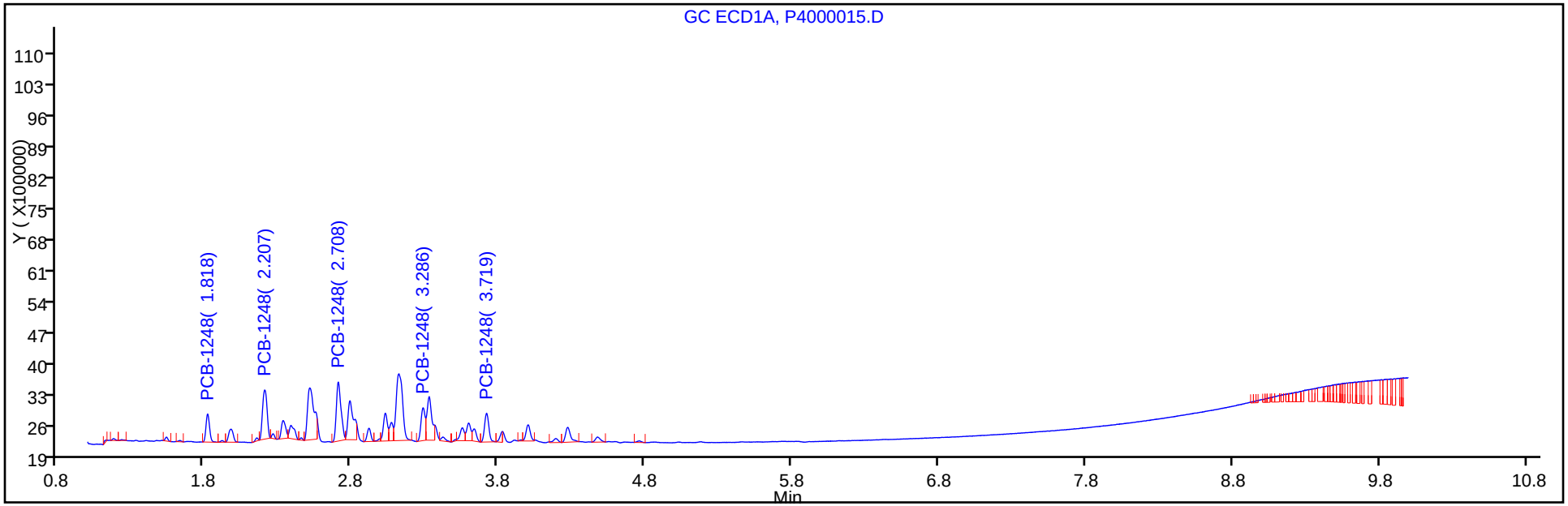

Y Scaling: Method Defined: Set to Absolute Y Value

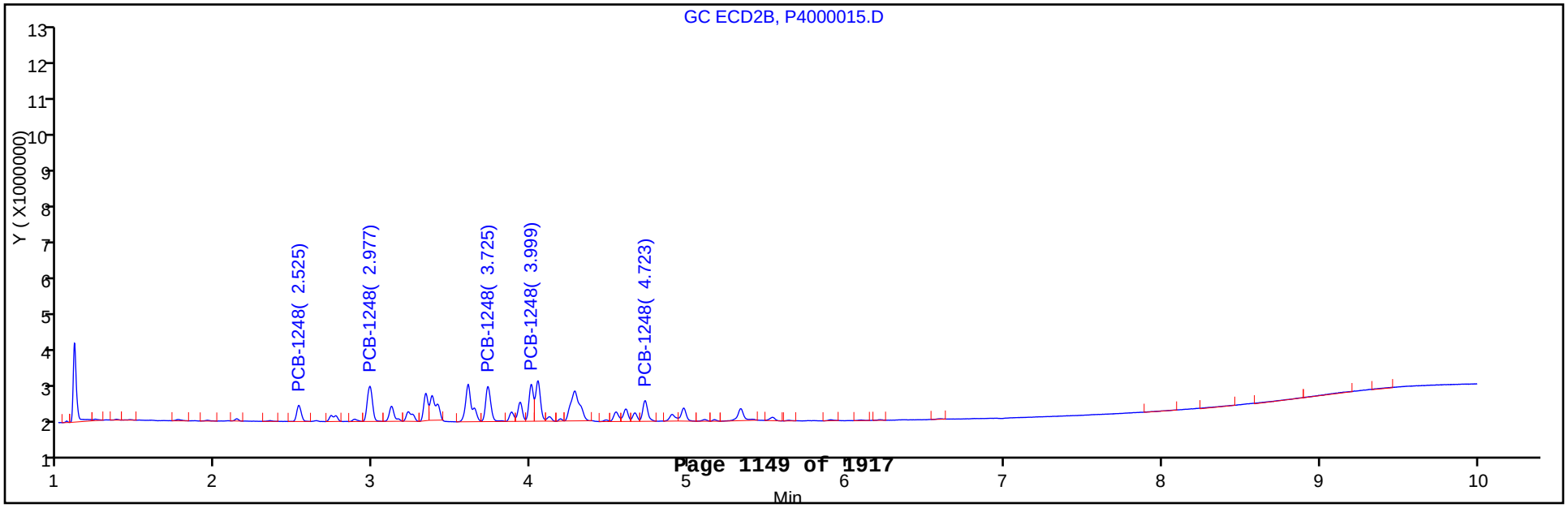

TestAmerica Canton
Target Compound Quantitation Report

Data File:	\\Ncchrom\ChromData\A2HP4\20130123-16796.b\P4000016.D		
Lims ID:	STD01 1248	Client ID:	
Inject. Date:	23-Jan-2013 14:46:49	Dil. Factor:	1.0000
Sample Type:	IC	Calib Level:	2
Sample ID:	240-0016796-016		
Misc. Info.:			
Operator:		Instrument ID:	A2HP4
Injection Vol:	1.0 ul	ALS Bottle#:	16
Lims Batch ID:	72953	Lims Sample ID:	16
Sublist:	chrom-PCB4*sub3		
Detector 1 :	GC ECD1A		
Detector 2 :	GC ecd2b		

Method:	\\Ncchrom\ChromData\A2HP4\20130123-16796.b\PCB4.m		
Last Update:	24-Jan-2013 07:49:57	Calib Date:	23-Jan-2013 22:06:47
Quant Method:	External Standard	Quant By:	Initial Calibration
Last ICal File:	\\Ncchrom\ChromData\A2HP4\20130123-16796.b\P4000044.D		
Limit Group:	GC 8082A ICAL		
Integrator:	Falcon		
Column Type:		Column Dia:	
Process Host:	XAWRK022		

Det	Sig	RT	EXP RT	DLT RT	Response	On-Col Amt ng/ul	Ratio Range	Ratio	Flags
7 PCB-1248									
1	86	1.817	1.818	-0.001	2015046	0.1107		100.0	
1	2	2.208	2.207	0.001	5114861	0.1092	231.7- 281.7	253.8	
1	3	2.709	2.708	0.001	5775938	0.1095	255.5- 305.5	286.6	
1	4	3.286	3.286	0.000	2757113	0.1032	114.8- 164.8	136.8	
1	5	3.719	3.719	0.000	2581324	0.1048	108.6- 158.6	128.1	
			Average of Peak Amounts =			0.1075			
2	6	2.526	2.525	0.001	1716477	0.1099		100.0	
2	7	2.976	2.977	-0.001	4273694	0.1040	225.5- 285.5	249.0	
2	8	3.726	3.725	0.001	4403576	0.1065	235.9- 295.9	256.5	
2	9	4.001	3.999	0.002	3924522	0.1047	207.4- 267.4	228.6	
2	10	4.722	4.723	-0.001	2476351	0.1041	121.0- 181.0	144.3	
			Average of Peak Amounts =			0.1058			
						RPD = 1.54			

Report Date: 24-Jan-2013 07:49:58 Chrom Revision: 2.0 27-Nov-2012 13:14:12

TestAmerica Canton

Data File:	\\Ncchrom\ChromData\A2HP4\20130123-16796.b\P4000016.D		
Injection Date:	23-Jan-2013 14:46:49	Limit Group:	GC 8082A ICAL
Client ID:		Instrument ID:	A2HP4
Lims Batch ID:	72953	Lims Sample ID:	16
Operator ID:		Injection Vol:	1.0 ul
Column Type:		Column Dia:	

Y Scaling: Method Defined: Set to Absolute Y Value

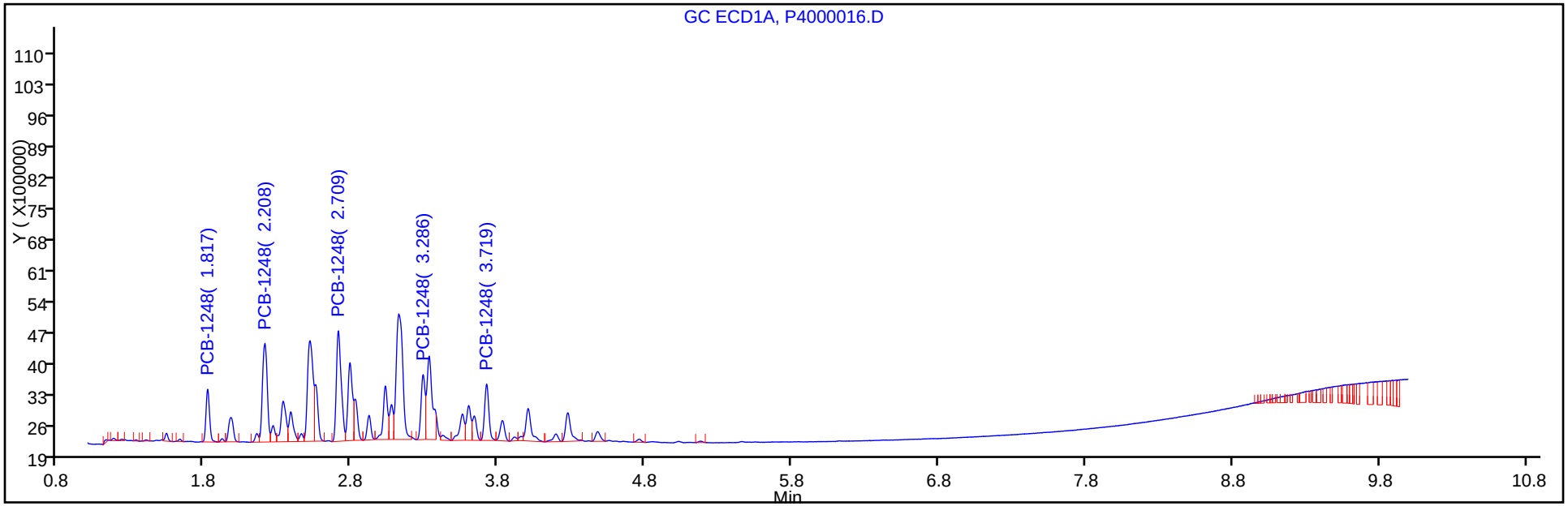

Y Scaling: Method Defined: Set to Absolute Y Value

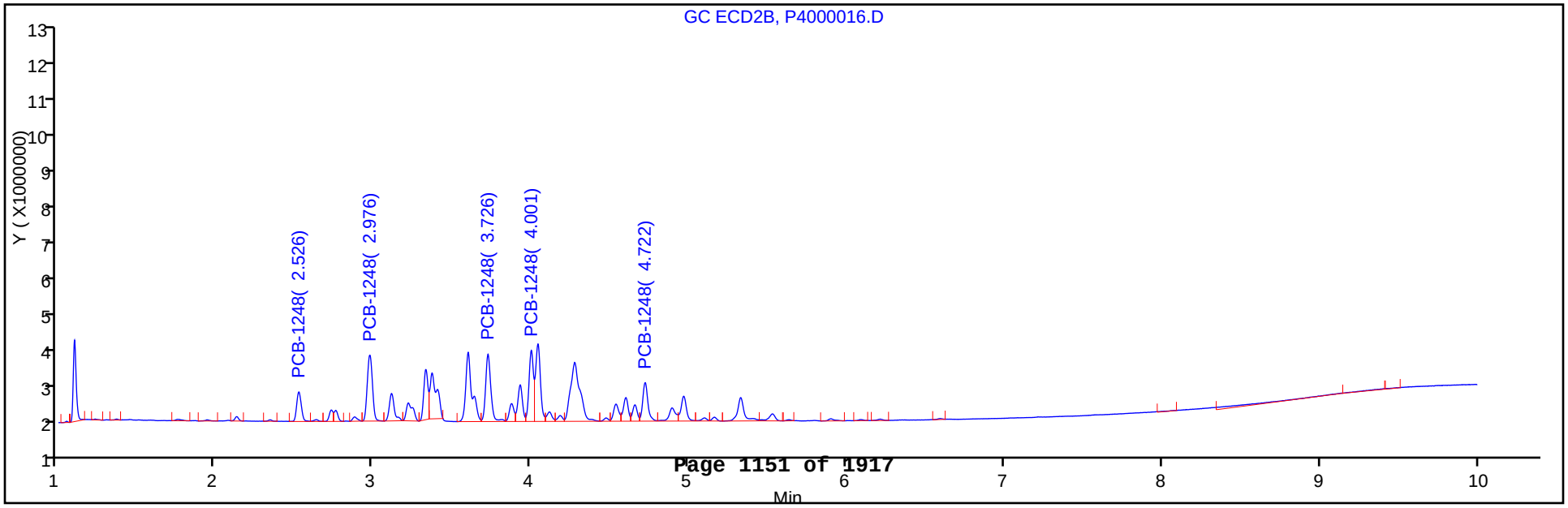

TestAmerica Canton
Target Compound Quantitation Report

Data File:	\\Ncchrom\ChromData\A2HP4\20130123-16796.b\P4000017.D		
Lims ID:	STD02 1248	Client ID:	
Inject. Date:	23-Jan-2013 15:02:39	Dil. Factor:	1.0000
Sample Type:	IC	Calib Level:	3
Sample ID:	240-0016796-017		
Misc. Info.:			
Operator:		Instrument ID:	A2HP4
Injection Vol:	1.0 ul	ALS Bottle#:	17
Lims Batch ID:	72953	Lims Sample ID:	17
Sublist:	chrom-PCB4*sub3		
Detector 1 :	GC ECD1A		
Detector 2 :	GC ecd2b		
Method:	\\Ncchrom\ChromData\A2HP4\20130123-16796.b\PCB4.m		
Last Update:	24-Jan-2013 07:49:55	Calib Date:	23-Jan-2013 22:06:47
Quant Method:	External Standard	Quant By:	Initial Calibration
Last ICal File:	\\Ncchrom\ChromData\A2HP4\20130123-16796.b\P4000044.D		
Limit Group:	GC 8082A ICAL		
Integrator:	Falcon		
Column Type:		Column Dia:	
Process Host:	XAWRK022		

Det	Sig	RT	EXP RT	DLT RT	Response	On-Col Amt ng/ul	Ratio Range	Ratio	Flags
7 PCB-1248									
1	86	1.818	1.818	0.000	3851462	0.2117		100.0	
1	2	2.208	2.207	0.001	9887629	0.2111	231.7- 281.7	256.7	
1	3	2.708	2.708	0.000	10803746	0.2049	255.5- 305.5	280.5	
1	4	3.286	3.286	0.000	5385054	0.2016	114.8- 164.8	139.8	
1	5	3.719	3.719	0.000	5144068	0.2087	108.6- 158.6	133.6	
			Average of Peak Amounts =			0.2076			
2	6	2.525	2.525	0.000	3293601	0.2109		100.0	
2	7	2.975	2.977	-0.002	8413939	0.2048	225.5- 285.5	255.5	
2	8	3.726	3.725	0.001	8758629	0.2118	235.9- 295.9	265.9	
2	9	4.000	3.999	0.001	7818245	0.2086	207.4- 267.4	237.4	
2	10	4.721	4.723	-0.002	4972914	0.2090	121.0- 181.0	151.0	
			Average of Peak Amounts =			0.2090			
						RPD = 0.69			

Report Date: 24-Jan-2013 07:49:56 Chrom Revision: 2.0 27-Nov-2012 13:14:12

TestAmerica Canton

Data File:	\\Ncchrom\ChromData\A2HP4\20130123-16796.b\P4000017.D		
Injection Date:	23-Jan-2013 15:02:39	Limit Group:	GC 8082A ICAL
Client ID:		Instrument ID:	A2HP4
Lims Batch ID:	72953	Lims Sample ID:	17
Operator ID:		Injection Vol:	1.0 ul
Column Type:		Column Dia:	

Y Scaling: Method Defined: Set to Absolute Y Value

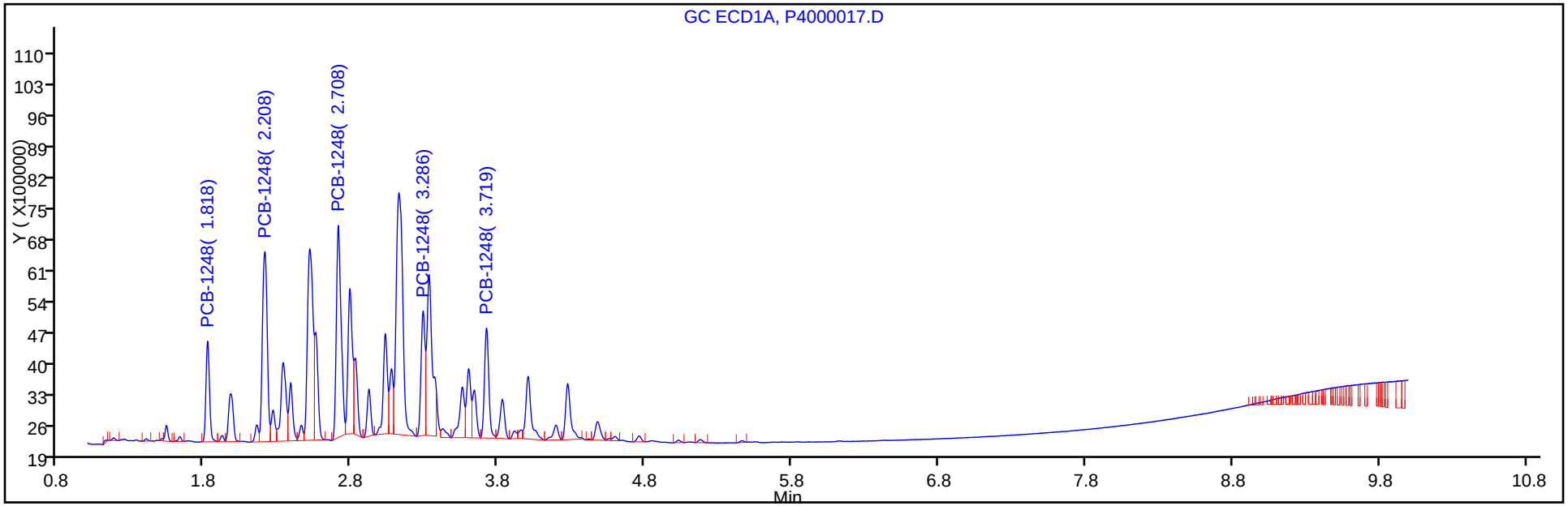

Y Scaling: Method Defined: Set to Absolute Y Value

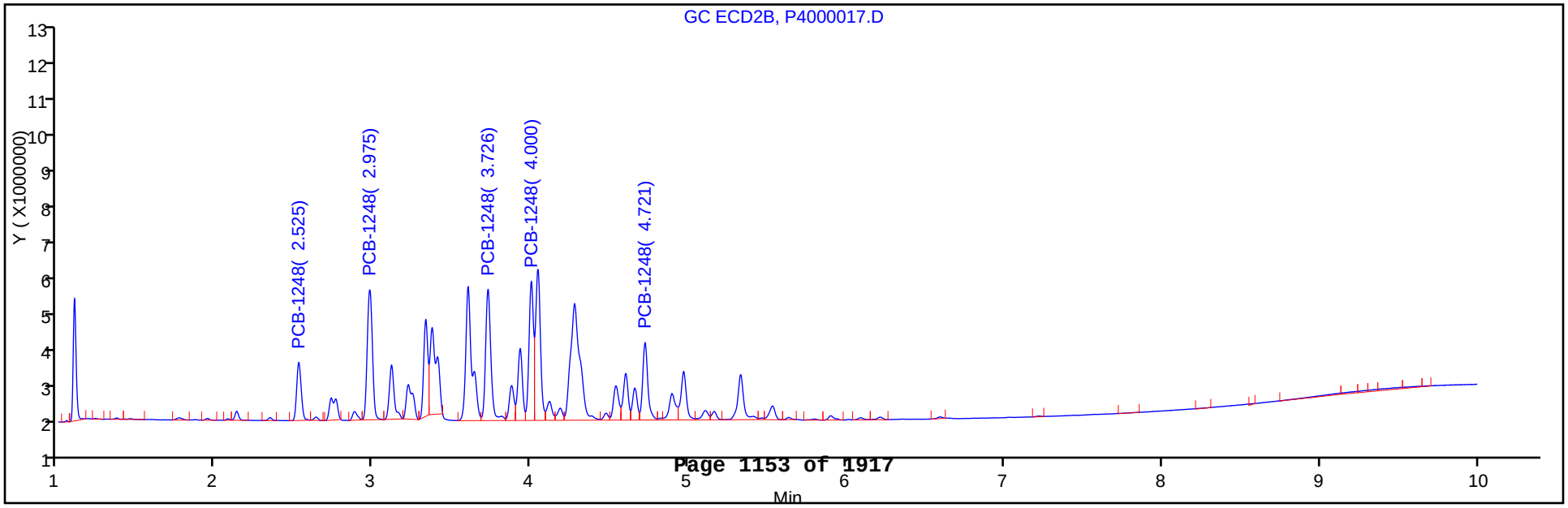

TestAmerica Canton
Target Compound Quantitation Report

Data File:	\\Ncchrom\ChromData\A2HP4\20130123-16796.b\P4000018.D		
Lims ID:	STD05 1248	Client ID:	
Inject. Date:	23-Jan-2013 15:18:19	Dil. Factor:	1.0000
Sample Type:	IC	Calib Level:	4
Sample ID:	240-0016796-018		
Misc. Info.:			
Operator:		Instrument ID:	A2HP4
Injection Vol:	1.0 ul	ALS Bottle#:	18
Lims Batch ID:	72953	Lims Sample ID:	18
Sublist:	chrom-PCB4*sub3		
Detector 1 :	GC ECD1A		
Detector 2 :	GC ecd2b		

Method:	\\Ncchrom\ChromData\A2HP4\20130123-16796.b\PCB4.m		
Last Update:	24-Jan-2013 07:49:53	Calib Date:	23-Jan-2013 22:06:47
Quant Method:	External Standard	Quant By:	Initial Calibration
Last ICal File:	\\Ncchrom\ChromData\A2HP4\20130123-16796.b\P4000044.D		
Limit Group:	GC 8082A ICAL		
Integrator:	Falcon		
Column Type:		Column Dia:	
Process Host:	XAWRK022		

Det	Sig	RT	EXP RT	DLT RT	Response	On-Col Amt ng/ul	Ratio Range	Ratio	Flags
7 PCB-1248									
1	86	1.818	1.818	0.000	8520306	0.4683		100.0	
1	2	2.209	2.207	0.002	22561642	0.4817	231.7- 281.7	264.8	
1	3	2.709	2.708	0.001	24530758	0.4652	255.5- 305.5	287.9	
1	4	3.286	3.286	0.000	12575177	0.4707	114.8- 164.8	147.6	
1	5	3.719	3.719	0.000	11812013	0.4793	108.6- 158.6	138.6	
			Average of Peak Amounts =			0.4731			
2	6	2.526	2.525	0.001	7290752	0.4669		100.0	
2	7	2.976	2.977	-0.001	19281187	0.4694	225.5- 285.5	264.5	
2	8	3.726	3.725	0.001	19422301	0.4697	235.9- 295.9	266.4	
2	9	4.000	3.999	0.001	18002575	0.4804	207.4- 267.4	246.9	
2	10	4.722	4.723	-0.001	11409134	0.4794	121.0- 181.0	156.5	
			Average of Peak Amounts =			0.4732			
						RPD = 0.02			

Report Date: 24-Jan-2013 07:49:54 Chrom Revision: 2.0 27-Nov-2012 13:14:12

TestAmerica Canton

Data File:	\\Ncchrom\ChromData\A2HP4\20130123-16796.b\P4000018.D		
Injection Date:	23-Jan-2013 15:18:19	Limit Group:	GC 8082A ICAL
Client ID:		Instrument ID:	A2HP4
Lims Batch ID:	72953	Lims Sample ID:	18
Operator ID:		Injection Vol:	1.0 ul
Column Type:		Column Dia:	

Y Scaling: Method Defined: Set to Absolute Y Value

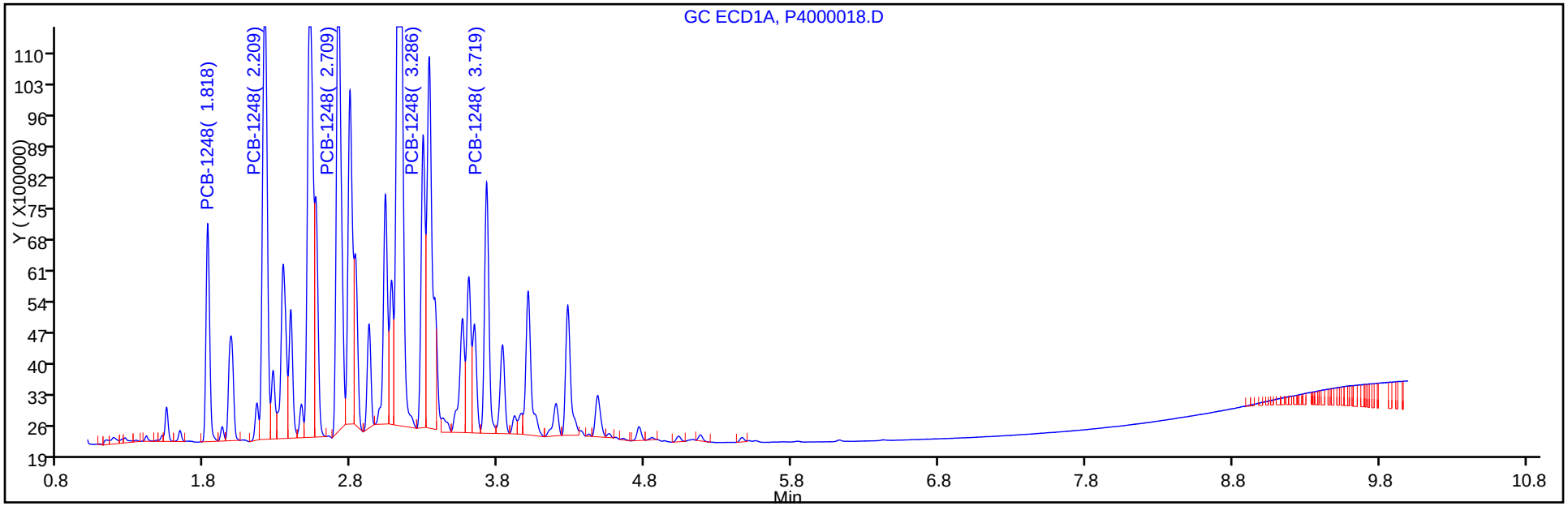

Y Scaling: Method Defined: Set to Absolute Y Value

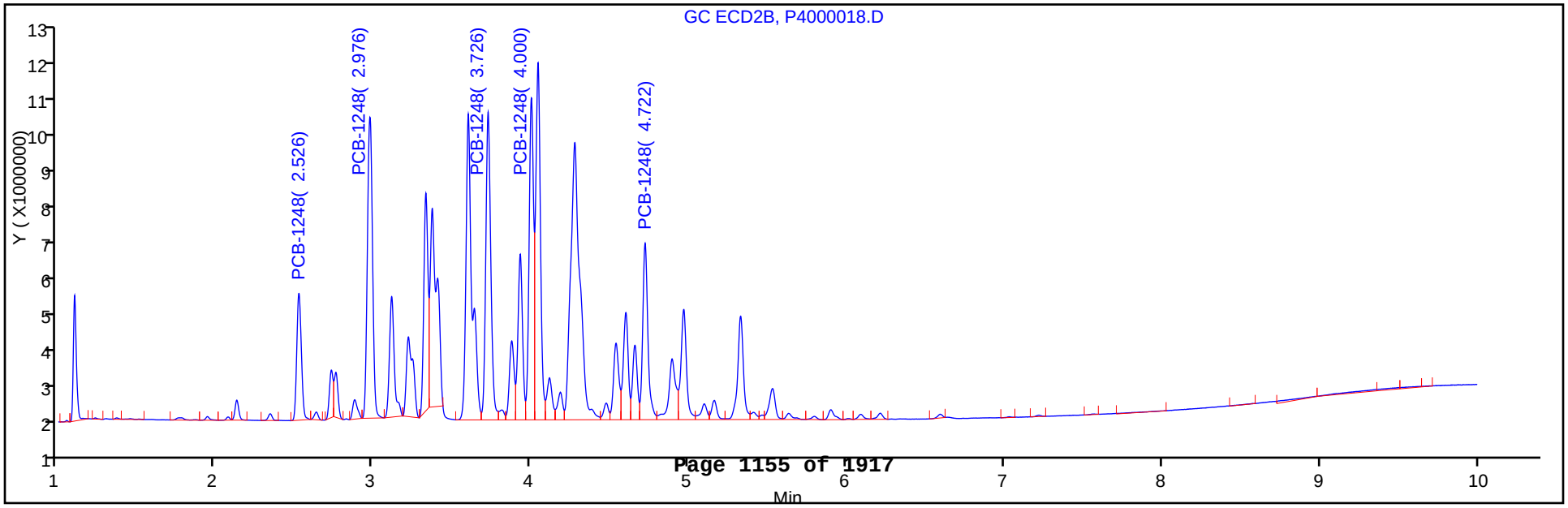

TestAmerica Canton
Target Compound Quantitation Report

Data File:	\\Ncchrom\ChromData\A2HP4\20130123-16796.b\P4000019.D		
Lims ID:	STD1 1248	Client ID:	
Inject. Date:	23-Jan-2013 15:33:59	Dil. Factor:	1.0000
Sample Type:	IC	Calib Level:	5
Sample ID:	240-0016796-019		
Misc. Info.:			
Operator:		Instrument ID:	A2HP4
Injection Vol:	1.0 ul	ALS Bottle#:	19
Lims Batch ID:	72953	Lims Sample ID:	19
Sublist:	chrom-PCB4*sub3		
Detector 1 :	GC ECD1A		
Detector 2 :	GC ecd2b		

Method:	\\Ncchrom\ChromData\A2HP4\20130123-16796.b\PCB4.m		
Last Update:	24-Jan-2013 07:49:51	Calib Date:	23-Jan-2013 22:06:47
Quant Method:	External Standard	Quant By:	Initial Calibration
Last ICal File:	\\Ncchrom\ChromData\A2HP4\20130123-16796.b\P4000044.D		
Limit Group:	GC 8082A ICAL		
Integrator:	Falcon		
Column Type:		Column Dia:	
Process Host:	XAWRK022		

Det	Sig	RT	EXP RT	DLT RT	Response	On-Col Amt ng/ul	Ratio Range	Ratio	Flags
7 PCB-1248									
1	86	1.818	1.818	0.000	16008992	0.8798		100.0	
1	2	2.208	2.207	0.001	44293622	0.9457	231.7- 281.7	276.7	
1	3	2.708	2.708	0.000	48711533	0.9238	255.5- 305.5	304.3	
1	4	3.286	3.286	0.000	25766846	0.9646	114.8- 164.8	161.0	
1	5	3.719	3.719	0.000	23456362	0.9519	108.6- 158.6	146.5	
			Average of Peak Amounts =			0.9332			
2	6	2.526	2.525	0.001	13937177	0.8925		100.0	
2	7	2.975	2.977	-0.002	38940134	0.9479	225.5- 285.5	279.4	
2	8	3.725	3.725	0.000	38134942	0.9223	235.9- 295.9	273.6	
2	9	4.000	3.999	0.001	35366333	0.9438	207.4- 267.4	253.8	
2	10	4.721	4.723	-0.002	22604084	0.9498	121.0- 181.0	162.2	
			Average of Peak Amounts =			0.9313			
						RPD = 0.20			

Report Date: 24-Jan-2013 07:49:52 Chrom Revision: 2.0 27-Nov-2012 13:14:12

TestAmerica Canton

Data File:	\\Ncchrom\ChromData\A2HP4\20130123-16796.b\P4000019.D		
Injection Date:	23-Jan-2013 15:33:59	Limit Group:	GC 8082A ICAL
Client ID:		Instrument ID:	A2HP4
Lims Batch ID:	72953	Lims Sample ID:	19
Operator ID:		Injection Vol:	1.0 ul
Column Type:		Column Dia:	

Y Scaling: Method Defined: Set to Absolute Y Value

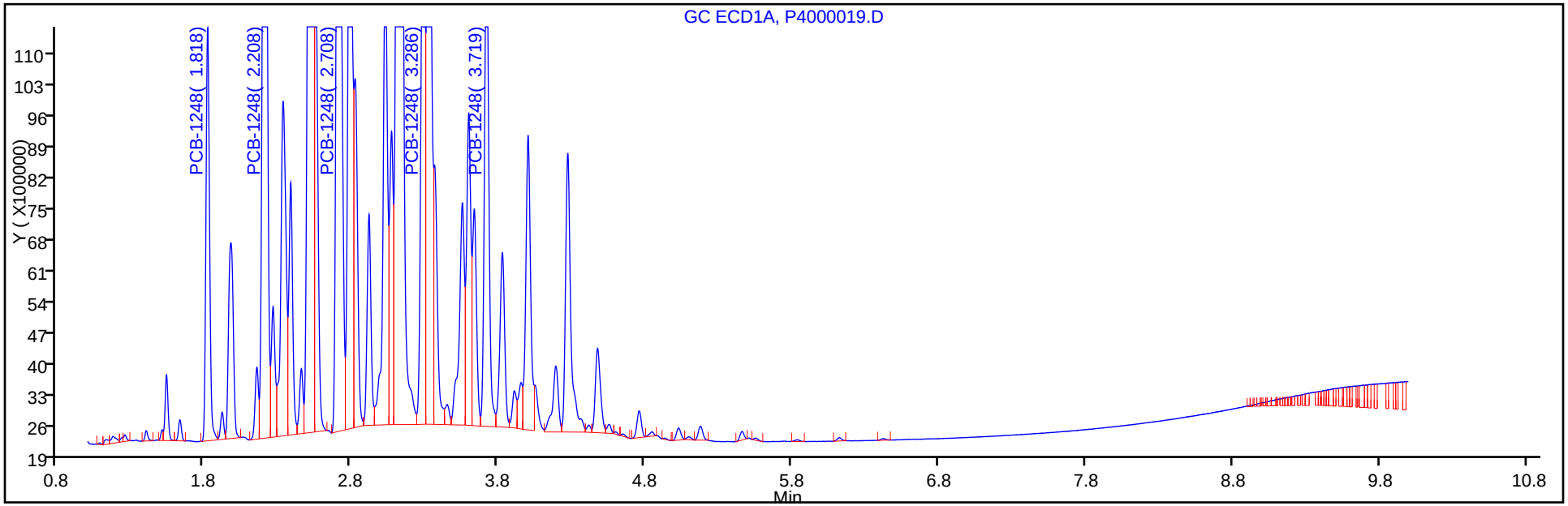

Y Scaling: Method Defined: Set to Absolute Y Value

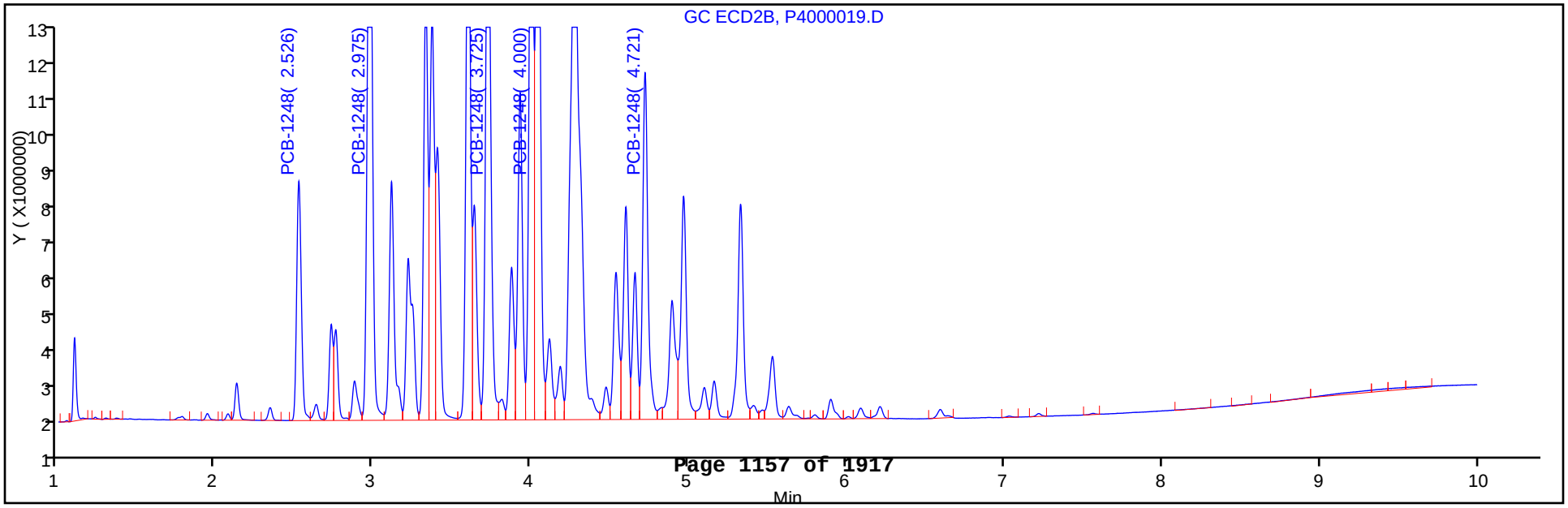

TestAmerica Canton
Target Compound Quantitation Report

Data File:	\\Ncchrom\ChromData\A2HP4\20130123-16796.b\P4000020.D		
Lims ID:	STD2 1248	Client ID:	
Inject. Date:	23-Jan-2013 15:49:39	Dil. Factor:	1.0000
Sample Type:	IC	Calib Level:	6
Sample ID:	240-0016796-020		
Misc. Info.:			
Operator:		Instrument ID:	A2HP4
Injection Vol:	1.0 ul	ALS Bottle#:	20
Lims Batch ID:	72953	Lims Sample ID:	20
Sublist:	chrom-PCB4*sub3		
Detector 1 :	GC ECD1A		
Detector 2 :	GC ecd2b		

Method:	\\Ncchrom\ChromData\A2HP4\20130123-16796.b\PCB4.m		
Last Update:	24-Jan-2013 07:49:50	Calib Date:	23-Jan-2013 22:06:47
Quant Method:	External Standard	Quant By:	Initial Calibration
Last ICal File:	\\Ncchrom\ChromData\A2HP4\20130123-16796.b\P4000044.D		
Limit Group:	GC 8082A ICAL		
Integrator:	Falcon		
Column Type:		Column Dia:	
Process Host:	XAWRK022		

Det	Sig	RT	EXP RT	DLT RT	Response	On-Col Amt ng/ul	Ratio Range	Ratio	Flags
7 PCB-1248									
1	86	1.817	1.818	-0.001	30356442	1.67		100.0	
1	2	2.207	2.207	0.000	86704995	1.85	231.7- 281.7	285.6	
1	3	2.709	2.708	0.001	94637838	1.79	255.5- 305.5	311.8	
1	4	3.286	3.286	0.000	51895698	1.94	114.8- 164.8	171.0	
1	5	3.720	3.719	0.001	45973694	1.87	108.6- 158.6	151.4	
			Average of Peak Amounts =			1.82			
2	6	2.525	2.525	0.000	26562605	1.70		100.0	
2	7	2.976	2.977	-0.001	77051831	1.88	225.5- 285.5	290.1	
2	8	3.726	3.725	0.001	75122732	1.82	235.9- 295.9	282.8	
2	9	4.000	3.999	0.001	69442054	1.85	207.4- 267.4	261.4	
2	10	4.721	4.723	-0.002	44024656	1.85	121.0- 181.0	165.7	
			Average of Peak Amounts =			1.82			
						RPD = 0.29			

Report Date: 24-Jan-2013 07:49:50 Chrom Revision: 2.0 27-Nov-2012 13:14:12

TestAmerica Canton

Data File:	\\Ncchrom\ChromData\A2HP4\20130123-16796.b\P4000020.D		
Injection Date:	23-Jan-2013 15:49:39	Limit Group:	GC 8082A ICAL
Client ID:		Instrument ID:	A2HP4
Lims Batch ID:	72953	Lims Sample ID:	20
Operator ID:		Injection Vol:	1.0 ul
Column Type:		Column Dia:	

Y Scaling: Method Defined: Set to Absolute Y Value

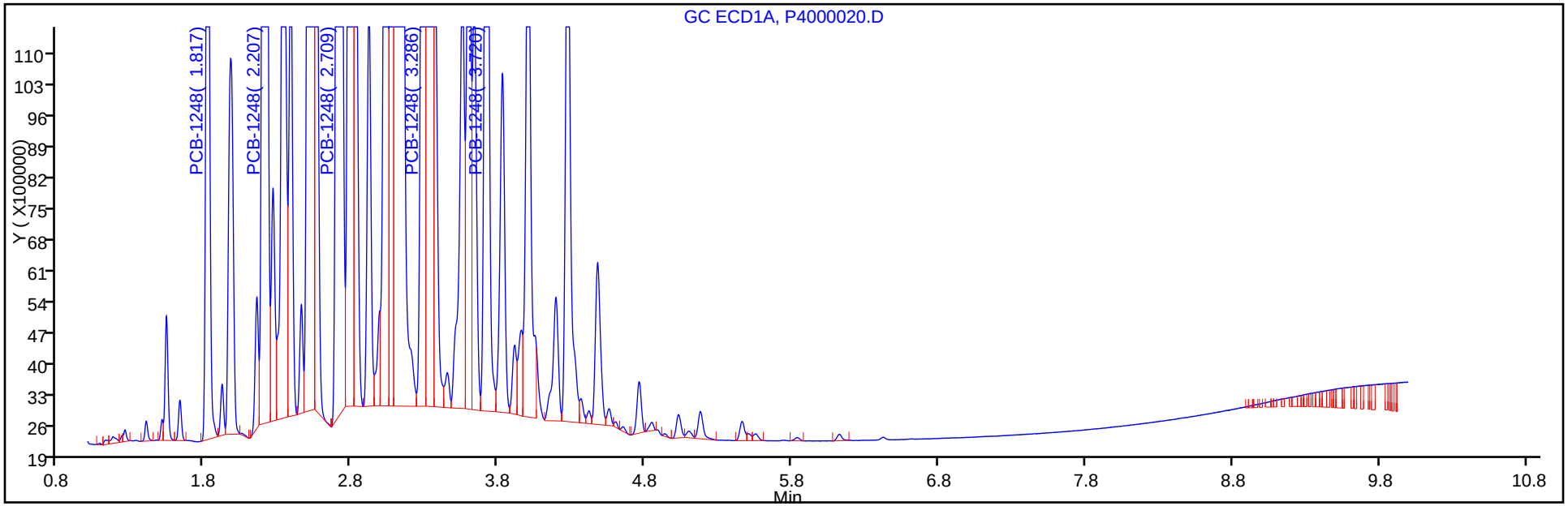

Y Scaling: Method Defined: Set to Absolute Y Value

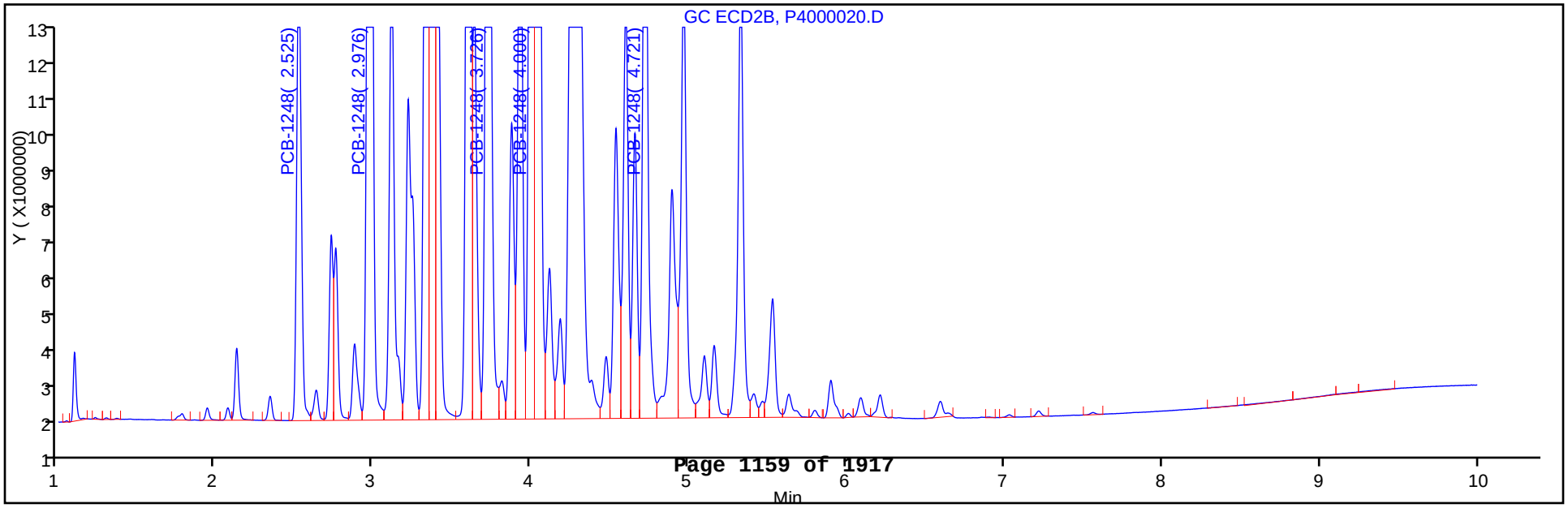

FORM VI
PCBS INITIAL CALIBRATION DATA
EXTERNAL STANDARD RETENTION TIME SUMMARY

Lab Name: TestAmerica Canton Job No.: 240-21987-1 Analy Batch No.: 72953

SDG No.:

Instrument ID: A2HP4 GC Column: CLP-1 ID: 0.53(mm) Heated Purge: (Y/N) N

Calibration Start Date: 01/23/2013 16:05 Calibration End Date: 01/23/2013 17:23 Calibration ID: 13423

Calibration Files:

LEVEL:	LAB SAMPLE ID:	LAB FILE ID:
Level 1	STD005 240-72953/21	P4000021.D
Level 2	STD01 240-72953/22	P4000022.D
Level 3	STD02 240-72953/23	P4000023.D
Level 4	STD05 240-72953/24	P4000024.D
Level 5	STD1 240-72953/25	P4000025.D
Level 6	STD2 240-72953/26	P4000026.D

ANALYTE	LVL 1	LVL 2	LVL 3	LVL 4	LVL 5	LVL 6					RT WINDOW	AVG RT
PCB-1221 Peak 1	1.400	1.399	1.399	1.399	1.399	1.399					1.300 - 1.500	1.399
PCB-1221 Peak 2	1.508	1.507	1.508	1.508	1.507	1.507					1.408 - 1.608	1.508
PCB-1221 Peak 3	1.537	1.537	1.537	1.538	1.537	1.537					1.437 - 1.637	1.537
PCB-1254 Peak 1	3.334	3.333	3.333	3.333	3.332	3.333					3.234 - 3.434	3.333
PCB-1254 Peak 2	3.720	3.718	3.719	3.719	3.719	3.718					3.620 - 3.820	3.719
PCB-1254 Peak 3	4.002	4.002	4.002	4.002	4.002	4.002					3.902 - 4.102	4.002
PCB-1254 Peak 4	4.193	4.192	4.193	4.192	4.192	4.192					4.093 - 4.293	4.192
PCB-1254 Peak 5	4.476	4.475	4.475	4.475	4.476	4.476					4.376 - 4.576	4.476

FORM VI
PCBS INITIAL CALIBRATION DATA
EXTERNAL STANDARD CURVE EVALUATION

Lab Name: TestAmerica Canton Job No.: 240-21987-1 Analy Batch No.: 72953

SDG No.:

Instrument ID: A2HP4 GC Column: CLP-1 ID: 0.53(mm) Heated Purge: (Y/N) N

Calibration Start Date: 01/23/2013 16:05 Calibration End Date: 01/23/2013 17:23 Calibration ID: 13423

Calibration Files:

LEVEL:	LAB SAMPLE ID:	LAB FILE ID:
Level 1	STD005 240-72953/21	P4000021.D
Level 2	STD01 240-72953/22	P4000022.D
Level 3	STD02 240-72953/23	P4000023.D
Level 4	STD05 240-72953/24	P4000024.D
Level 5	STD1 240-72953/25	P4000025.D
Level 6	STD2 240-72953/26	P4000026.D

ANALYTE	CF				CURVE TYPE	COEFFICIENT			#	MIN CF	%RSD	#	MAX %RSD	R^2 OR COD	#	MIN R^2 OR COD
	LVL 1 LVL 5	LVL 2 LVL 6	LVL 3	LVL 4		B	M1	M2								
PCB-1221 Peak 1	15671580 12432699	14394860 12058051	14397315	12911706	Ave		13644368.5				10.0		20.0			
PCB-1221 Peak 2	9233080 6736724	8824060 6636306	7982425	7305936	Ave		7786421.75				14.0		20.0			
PCB-1221 Peak 3	39365080 30560336	35781520 29174951	33955780	31818840	Ave		33442751.1				11.0		20.0			
PCB-1254 Peak 1	84849160 74545543	77896850 74068205	77109535	75769764	Ave		77373176.2				5.1		20.0			
PCB-1254 Peak 2	89308360 76045301	84915550 76559185	82239440	76616530	Ave		80947394.3				6.8		20.0			
PCB-1254 Peak 3	56960980 59368622	57019530 60005903	56616820	58398556	Ave		58061735.3				2.4		20.0			
PCB-1254 Peak 4	59759120 51014165	54477020 51162280	52182860	51748440	Ave		53390647.4				6.3		20.0			
PCB-1254 Peak 5	86425360 76226492	78136180 77626004	76148645	76236504	Ave		78466530.8				5.1		20.0			

Note: The m1 coefficient is the same as Ave CF for an Ave curve type.

FORM VI
PCBS INITIAL CALIBRATION DATA
EXTERNAL STANDARD RESPONSE AND CONCENTRATION

Lab Name: TestAmerica Canton Job No.: 240-21987-1 Analy Batch No.: 72953

SDG No.:

Instrument ID: A2HP4 GC Column: CLP-1 ID: 0.53(mm) Heated Purge: (Y/N) N

Calibration Start Date: 01/23/2013 16:05 Calibration End Date: 01/23/2013 17:23 Calibration ID: 13423

Calibration Files:

LEVEL:	LAB SAMPLE ID:	LAB FILE ID:
Level 1	STD005 240-72953/21	P4000021.D
Level 2	STD01 240-72953/22	P4000022.D
Level 3	STD02 240-72953/23	P4000023.D
Level 4	STD05 240-72953/24	P4000024.D
Level 5	STD1 240-72953/25	P4000025.D
Level 6	STD2 240-72953/26	P4000026.D

ANALYTE	CURVE TYPE	RESPONSE					CONCENTRATION (NG/UL)				
		LVL 1 LVL 6	LVL 2	LVL 3	LVL 4	LVL 5	LVL 1 LVL 6	LVL 2	LVL 3	LVL 4	LVL 5
PCB-1221 Peak 1	Ave	783579 24116102	1439486	2879463	6455853	12432699	0.0500 2.00	0.100	0.200	0.500	1.00
PCB-1221 Peak 2	Ave	461654 13272611	882406	1596485	3652968	6736724	0.0500 2.00	0.100	0.200	0.500	1.00
PCB-1221 Peak 3	Ave	1968254 58349901	3578152	6791156	15909420	30560336	0.0500 2.00	0.100	0.200	0.500	1.00
PCB-1254 Peak 1	Ave	4242458 148136410	7789685	15421907	37884882	74545543	0.0500 2.00	0.100	0.200	0.500	1.00
PCB-1254 Peak 2	Ave	4465418 153118369	8491555	16447888	38308265	76045301	0.0500 2.00	0.100	0.200	0.500	1.00
PCB-1254 Peak 3	Ave	2848049 120011807	5701953	11323364	29199278	59368622	0.0500 2.00	0.100	0.200	0.500	1.00
PCB-1254 Peak 4	Ave	2987956 102324559	5447702	10436572	25874220	51014165	0.0500 2.00	0.100	0.200	0.500	1.00
PCB-1254 Peak 5	Ave	4321268 155252007	7813618	15229729	38118252	76226492	0.0500 2.00	0.100	0.200	0.500	1.00

Curve Type Legend:

Ave = Average

TestAmerica Canton
Target Compound Quantitation Report

Data File:	\\Ncchrom\ChromData\A2HP4\20130123-16796.b\P4000021.D		
Lims ID:	STD005 AR2154	Client ID:	
Inject. Date:	23-Jan-2013 16:05:25	Dil. Factor:	1.0000
Sample Type:	IC	Calib Level:	1
Sample ID:	240-0016796-021		
Misc. Info.:			
Operator:		Instrument ID:	A2HP4
Injection Vol:	1.0 ul	ALS Bottle#:	21
Lims Batch ID:	72953	Lims Sample ID:	21
Sublist:	chrom-PCB4*sub4		
Detector 1 :	GC ECD1A		
Detector 2 :	GC ecd2b		

Method:	\\Ncchrom\ChromData\A2HP4\20130123-16796.b\PCB4.m		
Last Update:	24-Jan-2013 07:49:47	Calib Date:	23-Jan-2013 22:06:47
Quant Method:	External Standard	Quant By:	Initial Calibration
Last ICal File:	\\Ncchrom\ChromData\A2HP4\20130123-16796.b\P4000044.D		
Limit Group:	GC 8082A ICAL		
Integrator:	Falcon		
Column Type:		Column Dia:	
Process Host:	XAWRK022		

First Level Reviewer: hassl Date: 24-Jan-2013 07:37:59

Det	Sig	RT	EXP RT	DLT RT	Response	On-Col Amt ng/ul	Ratio Range	Ratio	Flags
3 PCB-1221									M
1	2	1.400	1.400	0.000	783579	0.0574		100.0	
1	3	1.508	1.508	0.000	461654	0.0593	30.4- 80.4	58.9	
1	4	1.537	1.537	0.000	1968254	0.0589	210.8- 260.8	251.2	
			Average of Peak Amounts =			0.0585			
2	4	1.945	1.945	0.000	702873	0.0614		100.0	
2	5	2.075	2.075	0.000	463112	0.0610	36.5- 96.5	65.9	M
2	6	2.132	2.132	0.000	1655429	0.0601	208.4- 268.4	235.5	M
			Average of Peak Amounts =			0.0608			
						RPD = 3.88			
8 PCB-1254									
1	100	3.334	3.334	0.000	4242458	0.0548		100.0	
1	2	3.720	3.720	0.000	4465418	0.0552	81.7- 131.7	105.3	
1	3	4.002	4.002	0.000	2848049	0.0491	48.4- 98.4	67.1	
1	4	4.193	4.193	0.000	2987956	0.0560	42.7- 92.7	70.4	
1	5	4.476	4.476	0.000	4321268	0.0551	73.8- 123.8	101.9	
			Average of Peak Amounts =			0.0540			
2	6	4.245	4.245	0.000	2706450	0.0578		100.0	
2	7	4.721	4.721	0.000	4135692	0.0566	125.3- 185.3	152.8	
2	8	4.966	4.966	0.000	2657507	0.0557	72.4- 132.4	98.2	
2	9	5.326	5.326	0.000	3122650	0.0572	85.8- 145.8	115.4	
2	10	5.530	5.530	0.000	3800782	0.0560	115.2- 175.2	140.4	
			Average of Peak Amounts =			0.0567			
						RPD = 4.78			

QC Flag Legend

Review Flags
M - Manually Integrated

Report Date: 24-Jan-2013 07:49:48 Chrom Revision: 2.0 27-Nov-2012 13:14:12

TestAmerica Canton

Data File:	\\Ncchrom\ChromData\A2HP4\20130123-16796.b\P4000021.D		
Injection Date:	23-Jan-2013 16:05:25	Limit Group:	GC 8082A ICAL
Client ID:		Instrument ID:	A2HP4
Lims Batch ID:	72953	Lims Sample ID:	21
Operator ID:		Injection Vol:	1.0 ul
Column Type:		Column Dia:	

Y Scaling: Method Defined: Set to Absolute Y Value

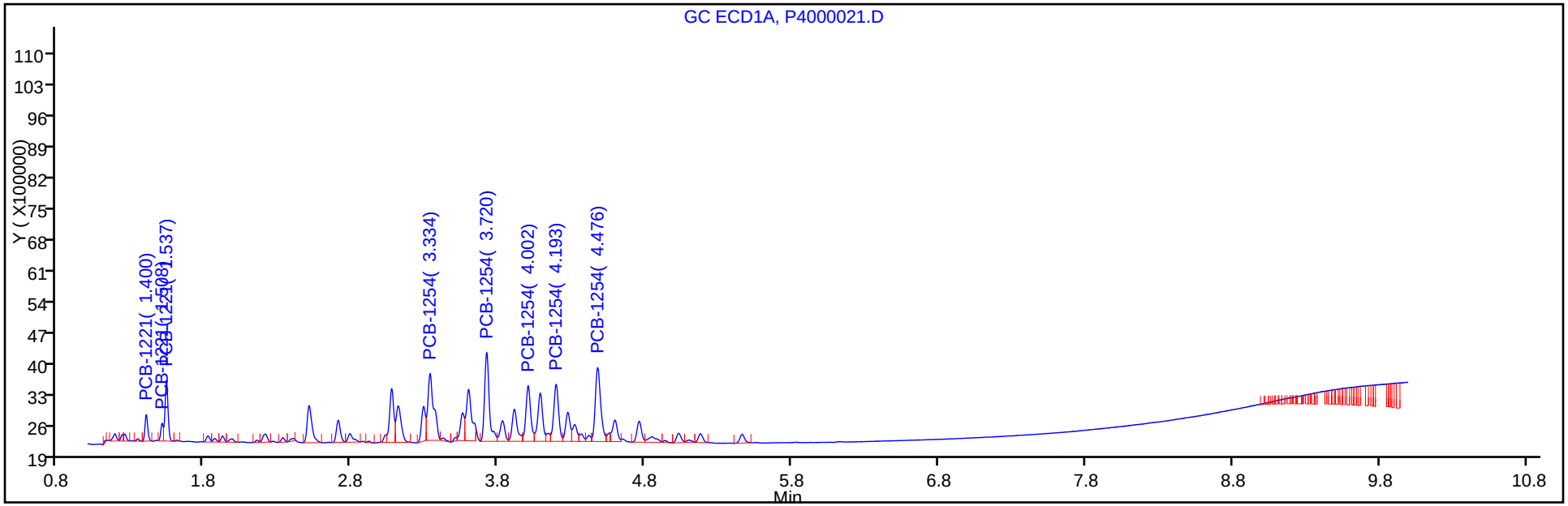

Y Scaling: Method Defined: Set to Absolute Y Value

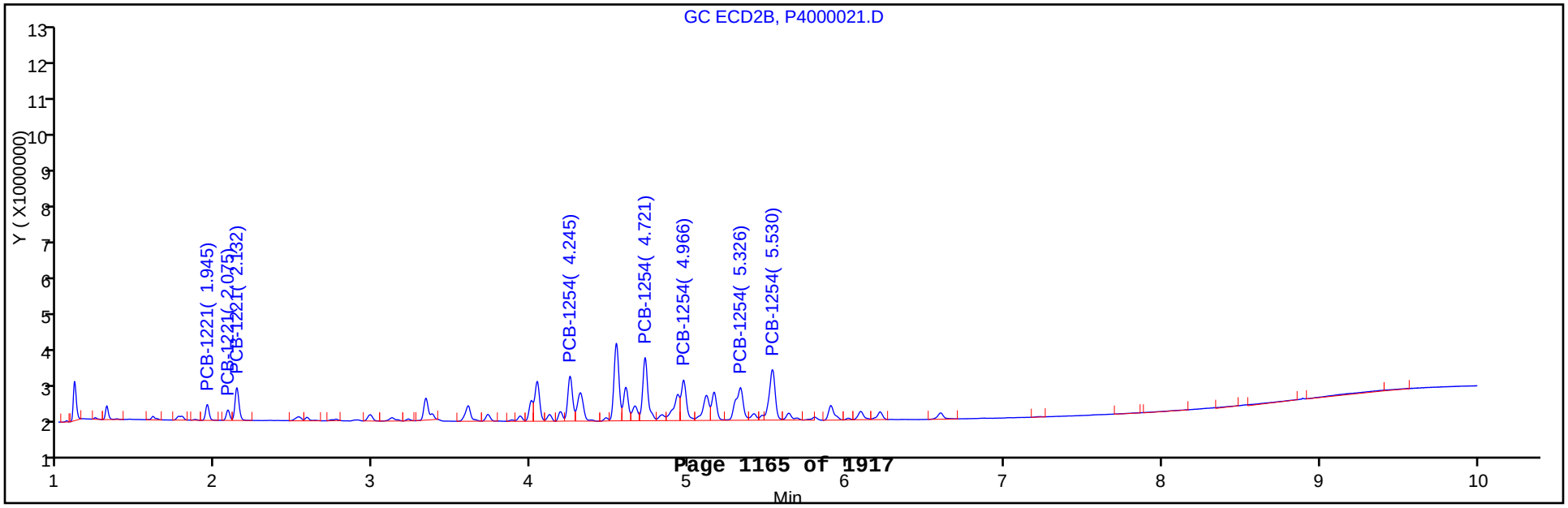

TestAmerica Canton
Target Compound Quantitation Report

Data File:	\\Ncchrom\ChromData\A2HP4\20130123-16796.b\P4000022.D		
Lims ID:	STD01 AR2154	Client ID:	
Inject. Date:	23-Jan-2013 16:21:05	Dil. Factor:	1.0000
Sample Type:	IC	Calib Level:	2
Sample ID:	240-0016796-022		
Misc. Info.:			
Operator:		Instrument ID:	A2HP4
Injection Vol:	1.0 ul	ALS Bottle#:	22
Lims Batch ID:	72953	Lims Sample ID:	22
Sublist:	chrom-PCB4*sub4		
Detector 1 :	GC ECD1A		
Detector 2 :	GC ecd2b		

Method:	\\Ncchrom\ChromData\A2HP4\20130123-16796.b\PCB4.m		
Last Update:	24-Jan-2013 07:49:45	Calib Date:	23-Jan-2013 22:06:47
Quant Method:	External Standard	Quant By:	Initial Calibration
Last ICal File:	\\Ncchrom\ChromData\A2HP4\20130123-16796.b\P4000044.D		
Limit Group:	GC 8082A ICAL		
Integrator:	Falcon		
Column Type:		Column Dia:	
Process Host:	XAWRK022		

First Level Reviewer: hassl Date: 24-Jan-2013 07:39:24

Det	Sig	RT	EXP RT	DLT RT	Response	On-Col Amt ng/ul	Ratio Range	Ratio	Flags
3 PCB-1221									M
1	2	1.399	1.400	-0.001	1439486	0.1055		100.0	M
1	3	1.507	1.508	-0.001	882406	0.1133	30.4- 80.4	61.3	
1	4	1.537	1.537	0.000	3578152	0.1070	210.8- 260.8	248.6	
			Average of Peak Amounts =			0.1086			
2	4	1.945	1.945	0.000	1205766	0.1054		100.0	M
2	5	2.075	2.075	0.000	826205	0.1087	36.5- 96.5	68.5	
2	6	2.132	2.132	0.000	2989528	0.1086	208.4- 268.4	247.9	
			Average of Peak Amounts =			0.1076			
						RPD = 0.95			
8 PCB-1254									
1	100	3.333	3.334	-0.001	7789685	0.1007		100.0	
1	2	3.718	3.720	-0.002	8491555	0.1049	81.7- 131.7	109.0	
1	3	4.002	4.002	0.000	5701953	0.0982	48.4- 98.4	73.2	
1	4	4.192	4.193	-0.001	5447702	0.1020	42.7- 92.7	69.9	
1	5	4.475	4.476	-0.001	7813618	0.0996	73.8- 123.8	100.3	
			Average of Peak Amounts =			0.1011			
2	6	4.246	4.245	0.001	4950218	0.1057		100.0	
2	7	4.722	4.721	0.001	7492080	0.1026	125.3- 185.3	151.3	
2	8	4.966	4.966	0.000	4738200	0.0994	72.4- 132.4	95.7	
2	9	5.326	5.326	0.000	5526031	0.1012	85.8- 145.8	111.6	
2	10	5.530	5.530	0.000	6840737	0.1008	115.2- 175.2	138.2	
			Average of Peak Amounts =			0.1019			
						RPD = 0.83			

QC Flag Legend

Review Flags
M - Manually Integrated

Report Date: 24-Jan-2013 07:49:46 Chrom Revision: 2.0 27-Nov-2012 13:14:12

TestAmerica Canton

Data File:	\\Ncchrom\ChromData\A2HP4\20130123-16796.b\P4000022.D		
Injection Date:	23-Jan-2013 16:21:05	Limit Group:	GC 8082A ICAL
Client ID:		Instrument ID:	A2HP4
Lims Batch ID:	72953	Lims Sample ID:	22
Operator ID:		Injection Vol:	1.0 ul
Column Type:		Column Dia:	

Y Scaling: Method Defined: Set to Absolute Y Value

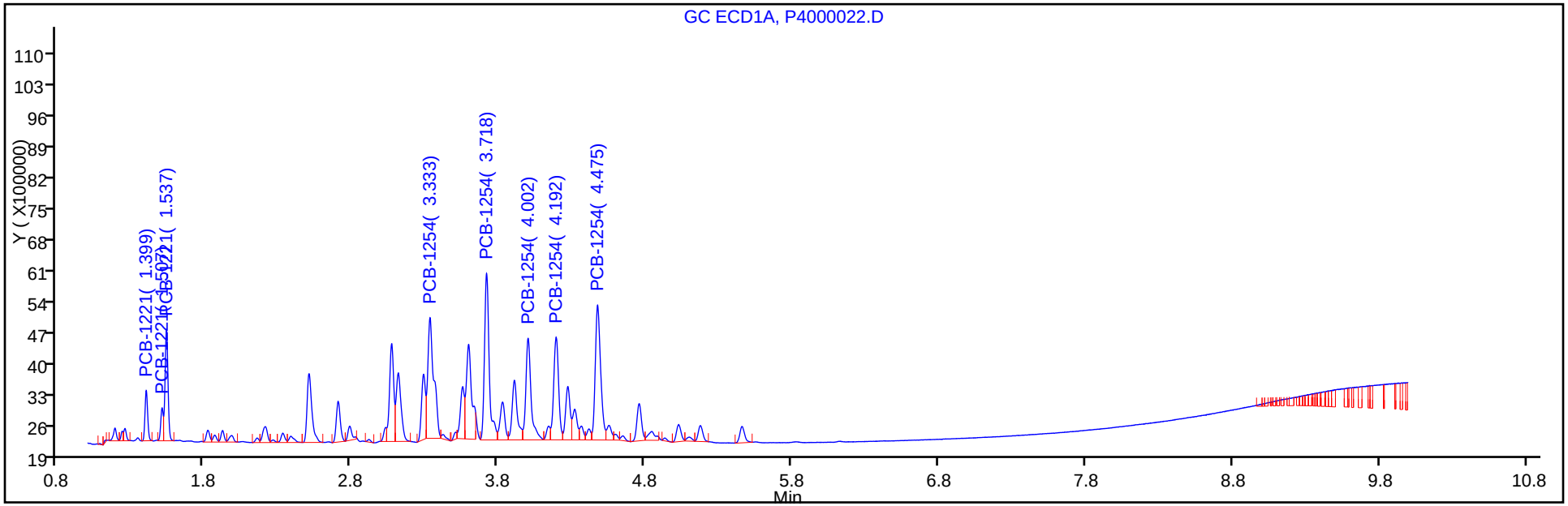

Y Scaling: Method Defined: Set to Absolute Y Value

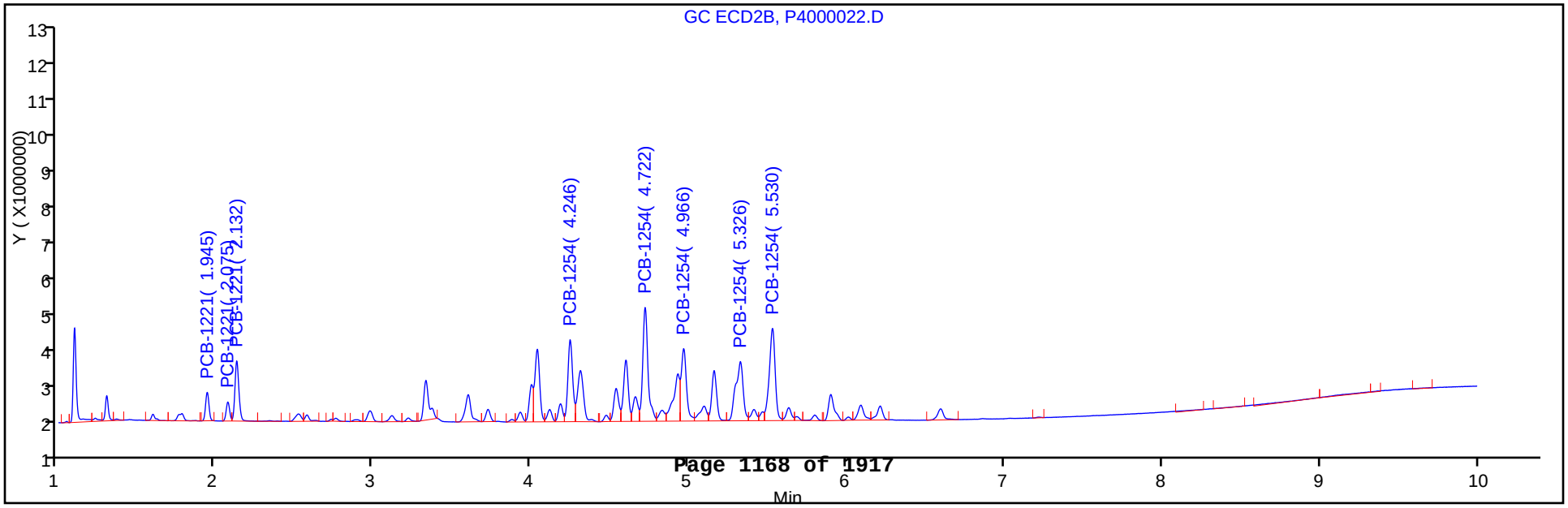

Report Date: 24-Jan-2013 07:49:46 Chrom Revision: 2.0 27-Nov-2012 13:14:12

TestAmerica Canton

Data File: \\Ncchrom\ChromData\A2HP4\20130123-16796.b\P4000022.D

Injection Date: 23-Jan-2013 16:21:05 Limit Group: GC 8082A ICAL

Client ID: Instrument ID: A2HP4

Lims Batch ID: 72953 Lims Sample ID: 22

Operator ID: Injection Vol: 1.0 ul

Column Type: Column Dia:

3 PCB-1221, Detector: 1, GC ECD1A

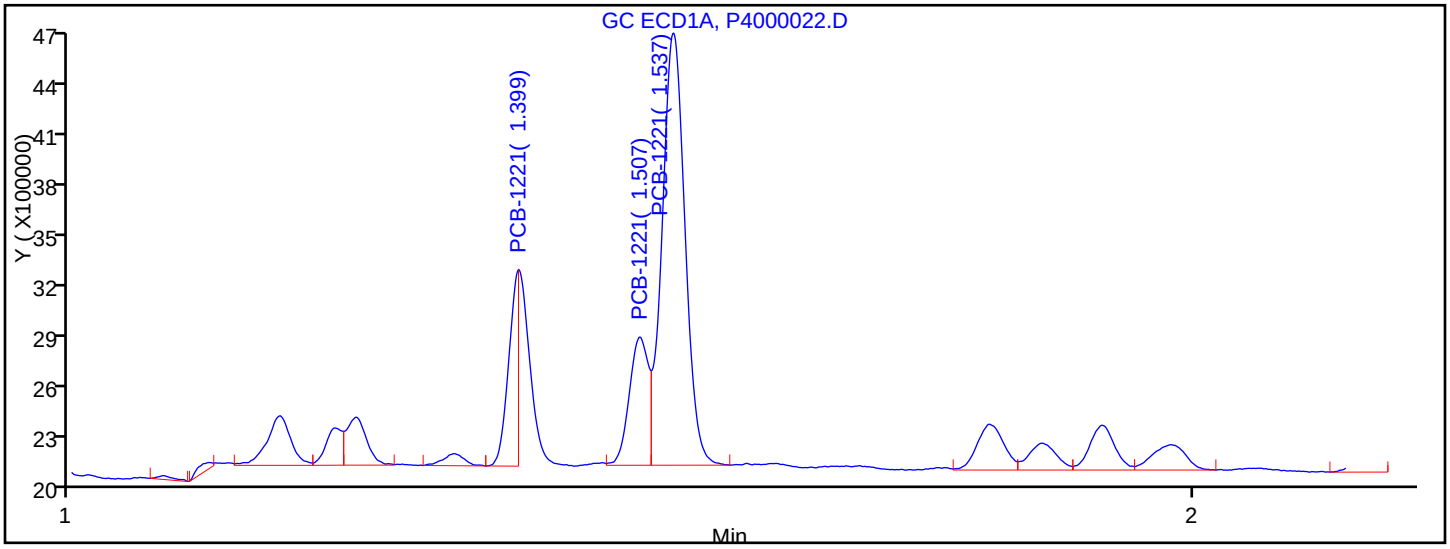

Processing Integration Results

RT = 1.399 Response = 664700 M

RT = 1.507 Response = 882406

RT = 1.537 Response = 3578152

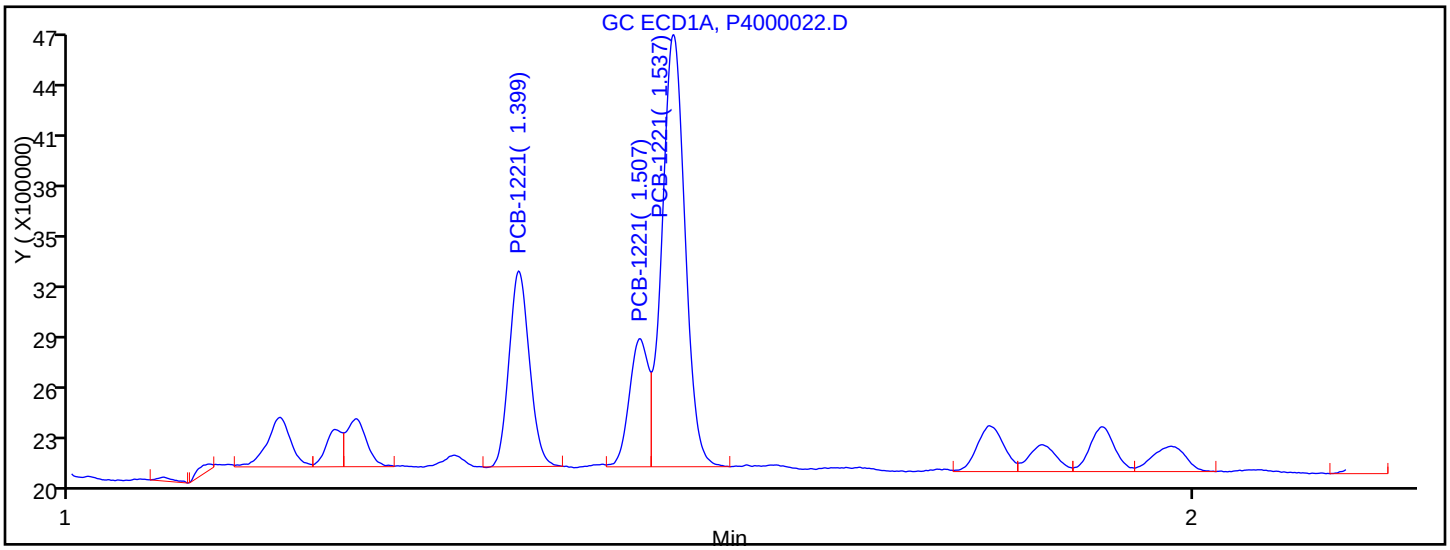

Manual Integration Results

RT = 1.399 Response = 1439486 M

RT = 1.507 Response = 882406

RT = 1.537 Response = 3578152

Reviewer: hassl, 24-Jan-2013 07:40:52

Audit Action: Manually Integrated

Audit Reason: Split Peak

TestAmerica Canton
Target Compound Quantitation Report

Data File:	\\Ncchrom\ChromData\A2HP4\20130123-16796.b\P4000023.D		
Lims ID:	STD02 AR2154	Client ID:	
Inject. Date:	23-Jan-2013 16:36:46	Dil. Factor:	1.0000
Sample Type:	IC	Calib Level:	3
Sample ID:	240-0016796-023		
Misc. Info.:			
Operator:		Instrument ID:	A2HP4
Injection Vol:	1.0 ul	ALS Bottle#:	23
Lims Batch ID:	72953	Lims Sample ID:	23
Sublist:	chrom-PCB4*sub4		
Detector 1 :	GC ECD1A		
Detector 2 :	GC ecd2b		

Method:	\\Ncchrom\ChromData\A2HP4\20130123-16796.b\PCB4.m		
Last Update:	24-Jan-2013 07:49:43	Calib Date:	23-Jan-2013 22:06:47
Quant Method:	External Standard	Quant By:	Initial Calibration
Last ICal File:	\\Ncchrom\ChromData\A2HP4\20130123-16796.b\P4000044.D		
Limit Group:	GC 8082A ICAL		
Integrator:	Falcon		
Column Type:		Column Dia:	
Process Host:	XAWRK022		

First Level Reviewer: hassl Date: 24-Jan-2013 07:39:48

Det	Sig	RT	EXP RT	DLT RT	Response	On-Col Amt ng/ul	Ratio Range	Ratio	Flags
3 PCB-1221									
1	2	1.399	1.400	-0.001	2879463	0.2110		100.0	
1	3	1.508	1.508	0.000	1596485	0.2050	30.4- 80.4	55.4	
1	4	1.537	1.537	0.000	6791156	0.2031	210.8- 260.8	235.8	
			Average of Peak Amounts =			0.2064			
2	4	1.945	1.945	0.000	2317860	0.2026		100.0	
2	5	2.076	2.075	0.001	1542389	0.2030	36.5- 96.5	66.5	
2	6	2.132	2.132	0.000	5525818	0.2007	208.4- 268.4	238.4	
			Average of Peak Amounts =			0.2021			
						RPD = 2.09			
8 PCB-1254									
1	100	3.333	3.334	-0.001	15421907	0.1993		100.0	
1	2	3.719	3.720	-0.001	16447888	0.2032	81.7- 131.7	106.7	
1	3	4.002	4.002	0.000	11323364	0.1950	48.4- 98.4	73.4	
1	4	4.193	4.193	0.000	10436572	0.1955	42.7- 92.7	67.7	
1	5	4.475	4.476	-0.001	15229729	0.1941	73.8- 123.8	98.8	
			Average of Peak Amounts =			0.1974			
2	6	4.247	4.245	0.002	9303411	0.1987		100.0	
2	7	4.722	4.721	0.001	14448158	0.1978	125.3- 185.3	155.3	
2	8	4.968	4.966	0.002	9522384	0.1997	72.4- 132.4	102.4	
2	9	5.328	5.326	0.002	10770806	0.1972	85.8- 145.8	115.8	
2	10	5.530	5.530	0.000	13509378	0.1991	115.2- 175.2	145.2	
			Average of Peak Amounts =			0.1985			
						RPD = 0.54			

Report Date: 24-Jan-2013 07:49:44 Chrom Revision: 2.0 27-Nov-2012 13:14:12

TestAmerica Canton

Data File:	\\Ncchrom\ChromData\A2HP4\20130123-16796.b\P4000023.D		
Injection Date:	23-Jan-2013 16:36:46	Limit Group:	GC 8082A ICAL
Client ID:		Instrument ID:	A2HP4
Lims Batch ID:	72953	Lims Sample ID:	23
Operator ID:		Injection Vol:	1.0 ul
Column Type:		Column Dia:	

Y Scaling: Method Defined: Set to Absolute Y Value

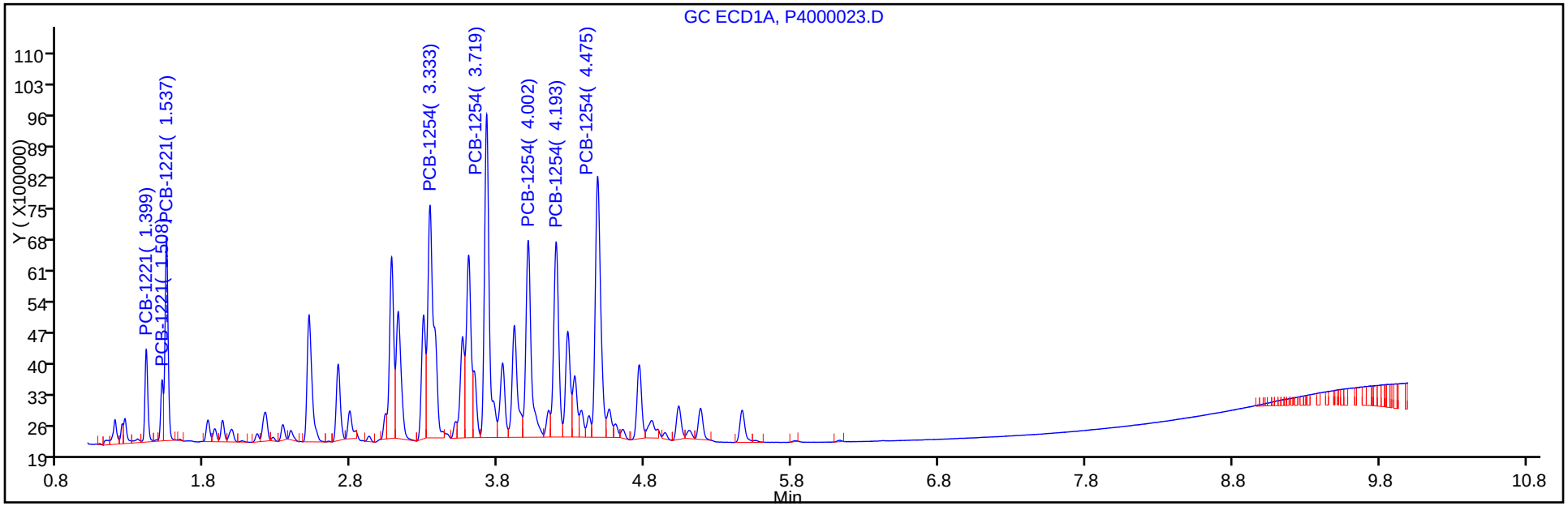

Y Scaling: Method Defined: Set to Absolute Y Value

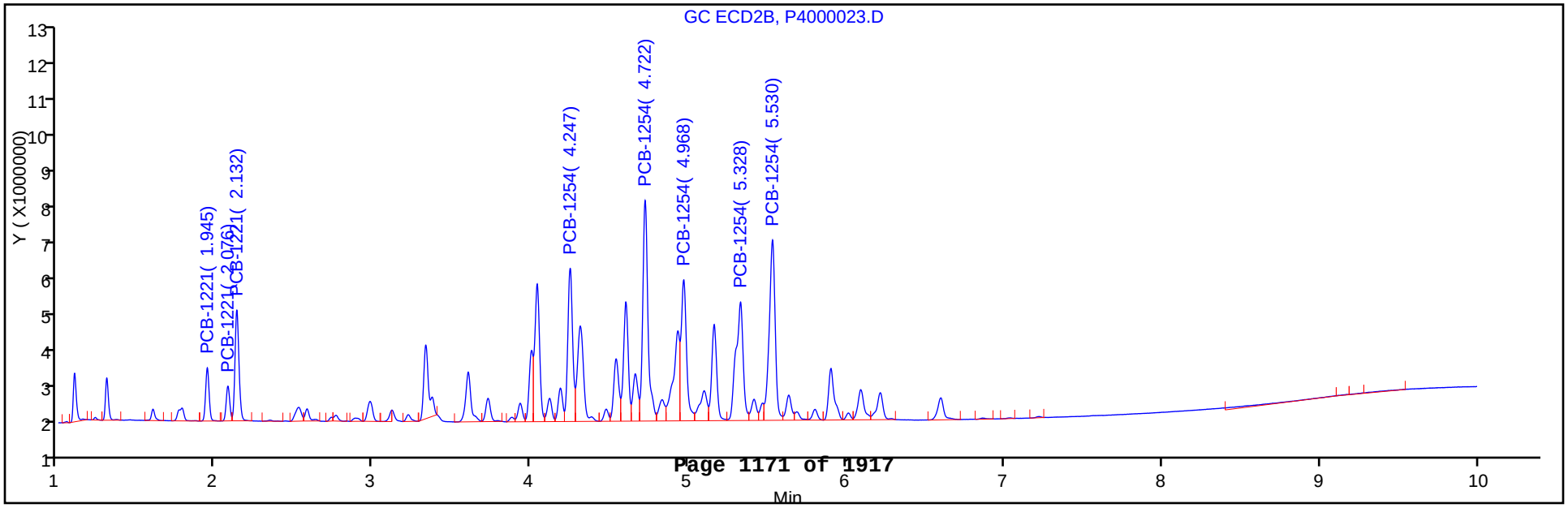

TestAmerica Canton
Target Compound Quantitation Report

Data File:	\\Ncchrom\ChromData\A2HP4\20130123-16796.b\P4000024.D		
Lims ID:	STD05 AR2154	Client ID:	
Inject. Date:	23-Jan-2013 16:52:26	Dil. Factor:	1.0000
Sample Type:	IC	Calib Level:	4
Sample ID:	240-0016796-024		
Misc. Info.:			
Operator:		Instrument ID:	A2HP4
Injection Vol:	1.0 ul	ALS Bottle#:	24
Lims Batch ID:	72953	Lims Sample ID:	24
Sublist:	chrom-PCB4*sub4		
Detector 1 :	GC ECD1A		
Detector 2 :	GC ecd2b		

Method:	\\Ncchrom\ChromData\A2HP4\20130123-16796.b\PCB4.m		
Last Update:	24-Jan-2013 07:49:41	Calib Date:	23-Jan-2013 22:06:47
Quant Method:	External Standard	Quant By:	Initial Calibration
Last ICal File:	\\Ncchrom\ChromData\A2HP4\20130123-16796.b\P4000044.D		
Limit Group:	GC 8082A ICAL		
Integrator:	Falcon		
Column Type:		Column Dia:	
Process Host:	XAWRK022		

First Level Reviewer: hassl Date: 24-Jan-2013 07:40:01

Det	Sig	RT	EXP RT	DLT RT	Response	On-Col Amt ng/ul	Ratio Range	Ratio	Flags
3 PCB-1221									
1	2	1.399	1.400	-0.001	6455853	0.4732		100.0	
1	3	1.508	1.508	0.000	3652968	0.4691	30.4- 80.4	56.6	
1	4	1.538	1.537	0.001	15909420	0.4757	210.8- 260.8	246.4	
			Average of Peak Amounts =			0.4727			
2	4	1.945	1.945	0.000	5354538	0.4681		100.0	
2	5	2.076	2.075	0.001	3581077	0.4713	36.5- 96.5	66.9	
2	6	2.133	2.132	0.001	12932194	0.4697	208.4- 268.4	241.5	
			Average of Peak Amounts =			0.4697			
						RPD = 0.63			
8 PCB-1254									
1	100	3.333	3.334	-0.001	37884882	0.4896		100.0	
1	2	3.719	3.720	-0.001	38308265	0.4732	81.7- 131.7	101.1	
1	3	4.002	4.002	0.000	29199278	0.5029	48.4- 98.4	77.1	
1	4	4.192	4.193	-0.001	25874220	0.4846	42.7- 92.7	68.3	
1	5	4.475	4.476	-0.001	38118252	0.4858	73.8- 123.8	100.6	
			Average of Peak Amounts =			0.4872			
2	6	4.247	4.245	0.002	21942321	0.4687		100.0	
2	7	4.722	4.721	0.001	34759592	0.4758	125.3- 185.3	158.4	
2	8	4.966	4.966	0.000	22847762	0.4791	72.4- 132.4	104.1	
2	9	5.326	5.326	0.000	25760313	0.4715	85.8- 145.8	117.4	
2	10	5.529	5.530	-0.001	32308400	0.4761	115.2- 175.2	147.2	
			Average of Peak Amounts =			0.4742			
						RPD = 2.70			

Report Date: 24-Jan-2013 07:49:42 Chrom Revision: 2.0 27-Nov-2012 13:14:12

TestAmerica Canton

Data File:	\\Ncchrom\ChromData\A2HP4\20130123-16796.b\P4000024.D		
Injection Date:	23-Jan-2013 16:52:26	Limit Group:	GC 8082A ICAL
Client ID:		Instrument ID:	A2HP4
Lims Batch ID:	72953	Lims Sample ID:	24
Operator ID:		Injection Vol:	1.0 ul
Column Type:		Column Dia:	

Y Scaling: Method Defined: Set to Absolute Y Value

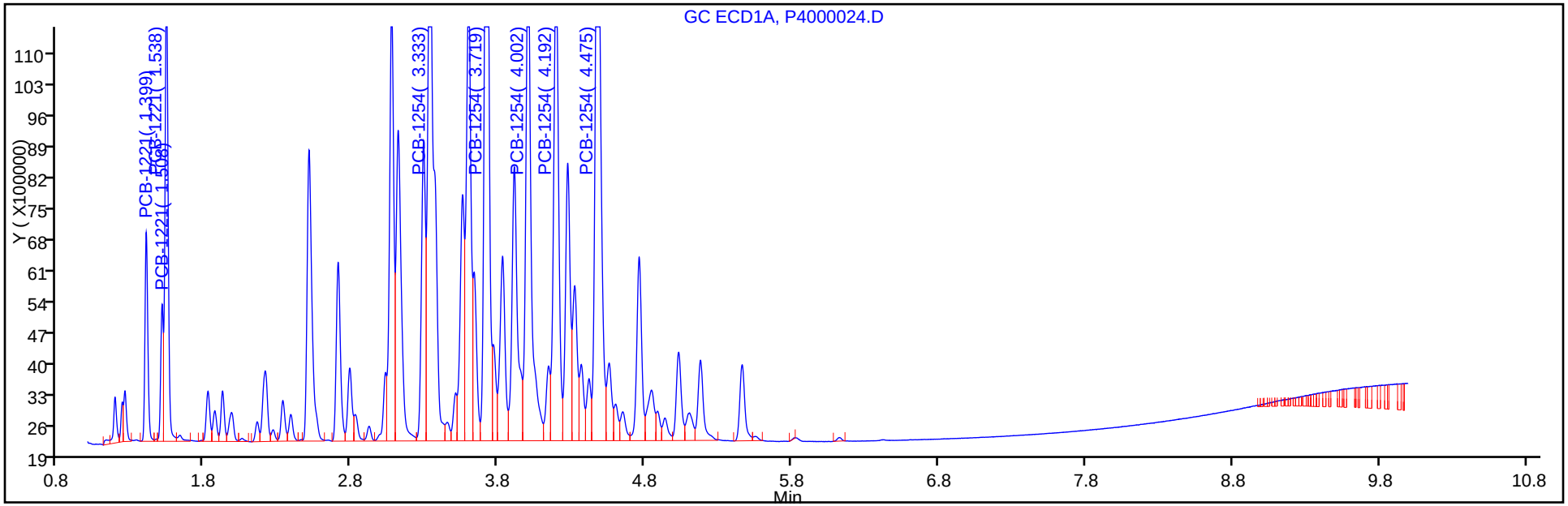

Y Scaling: Method Defined: Set to Absolute Y Value

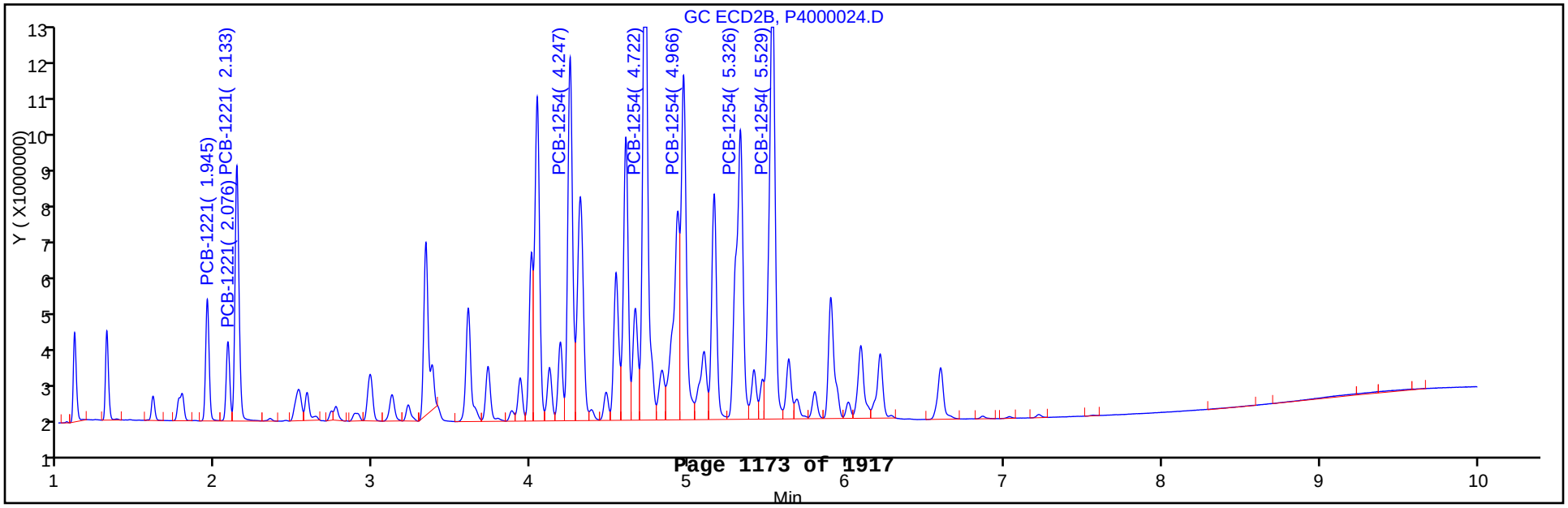

TestAmerica Canton
Target Compound Quantitation Report

Data File:	\\Ncchrom\ChromData\A2HP4\20130123-16796.b\P4000025.D		
Lims ID:	STD1 AR2154	Client ID:	
Inject. Date:	23-Jan-2013 17:08:15	Dil. Factor:	1.0000
Sample Type:	IC	Calib Level:	5
Sample ID:	240-0016796-025		
Misc. Info.:			
Operator:		Instrument ID:	A2HP4
Injection Vol:	1.0 ul	ALS Bottle#:	25
Lims Batch ID:	72953	Lims Sample ID:	25
Sublist:	chrom-PCB4*sub4		
Detector 1 :	GC ECD1A		
Detector 2 :	GC ecd2b		

Method:	\\Ncchrom\ChromData\A2HP4\20130123-16796.b\PCB4.m		
Last Update:	24-Jan-2013 07:49:39	Calib Date:	23-Jan-2013 22:06:47
Quant Method:	External Standard	Quant By:	Initial Calibration
Last ICal File:	\\Ncchrom\ChromData\A2HP4\20130123-16796.b\P4000044.D		
Limit Group:	GC 8082A ICAL		
Integrator:	Falcon		
Column Type:		Column Dia:	
Process Host:	XAWRK022		

First Level Reviewer: hassl Date: 24-Jan-2013 07:40:11

Det	Sig	RT	EXP RT	DLT RT	Response	On-Col Amt ng/ul	Ratio Range	Ratio	Flags
3 PCB-1221									
1	2	1.399	1.400	-0.001	12432699	0.9112		100.0	
1	3	1.507	1.508	-0.001	6736724	0.8652	30.4- 80.4	54.2	
1	4	1.537	1.537	0.000	30560336	0.9138	210.8- 260.8	245.8	
			Average of Peak Amounts =			0.8967			
2	4	1.945	1.945	0.000	10225842	0.8939		100.0	
2	5	2.076	2.075	0.001	6724966	0.8851	36.5- 96.5	65.8	
2	6	2.132	2.132	0.000	24753439	0.8990	208.4- 268.4	242.1	
			Average of Peak Amounts =			0.8927			
						RPD = 0.45			
8 PCB-1254									
1	100	3.332	3.334	-0.002	74545543	0.9635		100.0	
1	2	3.719	3.720	-0.001	76045301	0.9394	81.7- 131.7	102.0	
1	3	4.002	4.002	0.000	59368622	1.02	48.4- 98.4	79.6	
1	4	4.192	4.193	-0.001	51014165	0.9555	42.7- 92.7	68.4	
1	5	4.476	4.476	0.000	76226492	0.9715	73.8- 123.8	102.3	
			Average of Peak Amounts =			0.9705			
2	6	4.247	4.245	0.002	43266335	0.9242		100.0	
2	7	4.722	4.721	0.001	68828811	0.9422	125.3- 185.3	159.1	
2	8	4.967	4.966	0.001	45014397	0.9439	72.4- 132.4	104.0	
2	9	5.327	5.326	0.001	51143241	0.9362	85.8- 145.8	118.2	
2	10	5.529	5.530	-0.001	64359606	0.9483	115.2- 175.2	148.8	
			Average of Peak Amounts =			0.9390			
						RPD = 3.30			

Report Date: 24-Jan-2013 07:49:40 Chrom Revision: 2.0 27-Nov-2012 13:14:12

TestAmerica Canton

Data File:	\\Ncchrom\ChromData\A2HP4\20130123-16796.b\P4000025.D		
Injection Date:	23-Jan-2013 17:08:15	Limit Group:	GC 8082A ICAL
Client ID:		Instrument ID:	A2HP4
Lims Batch ID:	72953	Lims Sample ID:	25
Operator ID:		Injection Vol:	1.0 ul
Column Type:		Column Dia:	

Y Scaling: Method Defined: Set to Absolute Y Value

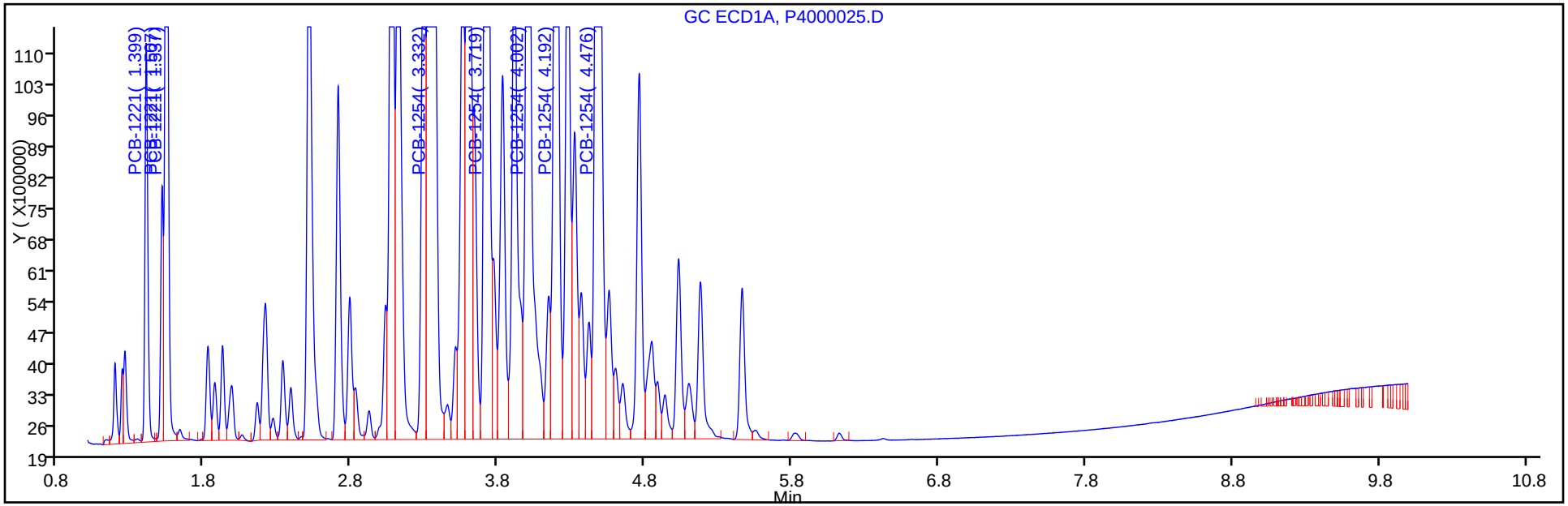

Y Scaling: Method Defined: Set to Absolute Y Value

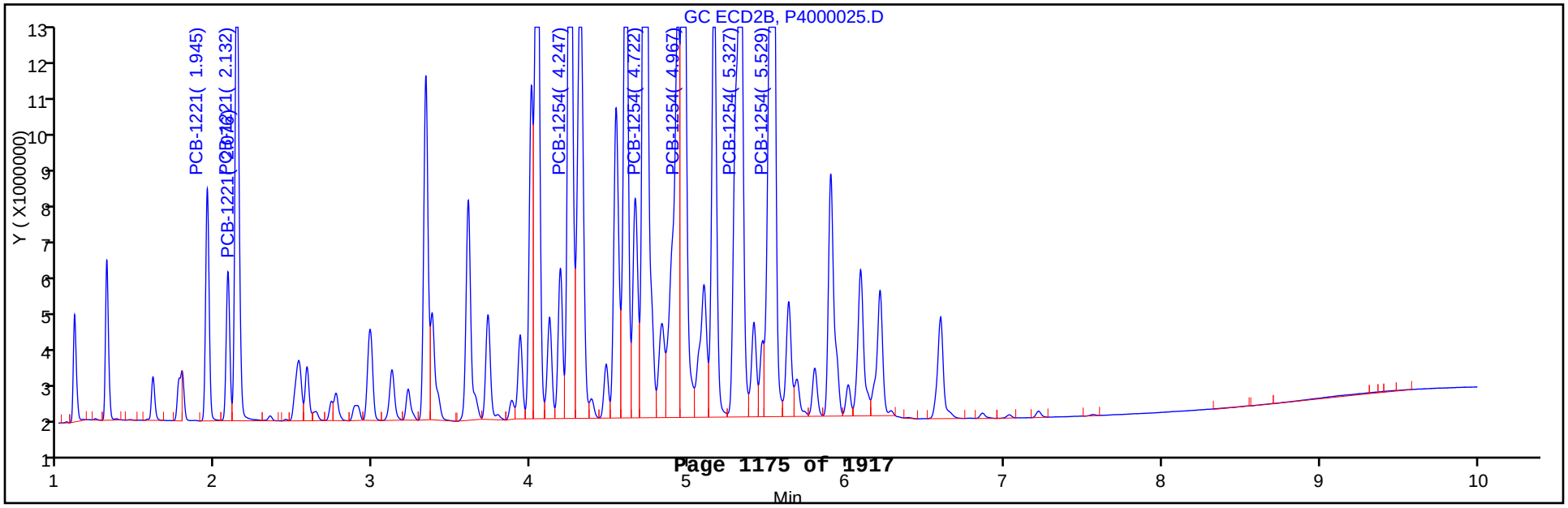

TestAmerica Canton
Target Compound Quantitation Report

Data File:	\\Ncchrom\ChromData\A2HP4\20130123-16796.b\P4000026.D		
Lims ID:	STD2 AR2154	Client ID:	
Inject. Date:	23-Jan-2013 17:23:57	Dil. Factor:	1.0000
Sample Type:	IC	Calib Level:	6
Sample ID:	240-0016796-026		
Misc. Info.:			
Operator:		Instrument ID:	A2HP4
Injection Vol:	1.0 ul	ALS Bottle#:	26
Lims Batch ID:	72953	Lims Sample ID:	26
Sublist:	chrom-PCB4*sub4		
Detector 1 :	GC ECD1A		
Detector 2 :	GC ecd2b		

Method:	\\Ncchrom\ChromData\A2HP4\20130123-16796.b\PCB4.m		
Last Update:	24-Jan-2013 07:49:37	Calib Date:	23-Jan-2013 22:06:47
Quant Method:	External Standard	Quant By:	Initial Calibration
Last ICal File:	\\Ncchrom\ChromData\A2HP4\20130123-16796.b\P4000044.D		
Limit Group:	GC 8082A ICAL		
Integrator:	Falcon		
Column Type:		Column Dia:	
Process Host:	XAWRK022		

First Level Reviewer: hassl Date: 24-Jan-2013 07:40:21

Det	Sig	RT	EXP RT	DLT RT	Response	On-Col Amt ng/ul	Ratio Range	Ratio	Flags
3 PCB-1221									
1	2	1.399	1.400	-0.001	24116102	1.77		100.0	
1	3	1.507	1.508	-0.001	13272611	1.70	30.4- 80.4	55.0	
1	4	1.537	1.537	0.000	58349901	1.74	210.8- 260.8	242.0	
			Average of Peak Amounts =			1.74			
2	4	1.945	1.945	0.000	19996841	1.75		100.0	
2	5	2.076	2.075	0.001	12924102	1.70	36.5- 96.5	64.6	
2	6	2.132	2.132	0.000	47906616	1.74	208.4- 268.4	239.6	
			Average of Peak Amounts =			1.73			
						RPD = 0.53			
8 PCB-1254									
1	100	3.333	3.334	-0.001	148136410	1.91		100.0	
1	2	3.718	3.720	-0.002	153118369	1.89	81.7- 131.7	103.4	
1	3	4.002	4.002	0.000	120011807	2.07	48.4- 98.4	81.0	
1	4	4.192	4.193	-0.001	102324559	1.92	42.7- 92.7	69.1	
1	5	4.476	4.476	0.000	155252007	1.98	73.8- 123.8	104.8	
			Average of Peak Amounts =			1.95			
2	6	4.246	4.245	0.001	87185334	1.86		100.0	
2	7	4.722	4.721	0.001	140153774	1.92	125.3- 185.3	160.8	
2	8	4.967	4.966	0.001	94572630	1.98	72.4- 132.4	108.5	
2	9	5.327	5.326	0.001	107090023	1.96	85.8- 145.8	122.8	
2	10	5.531	5.530	0.001	132515112	1.95	115.2- 175.2	152.0	
			Average of Peak Amounts =			1.94			
						RPD = 0.94			

Report Date: 24-Jan-2013 07:49:38 Chrom Revision: 2.0 27-Nov-2012 13:14:12

TestAmerica Canton

Data File:	\\Ncchrom\ChromData\A2HP4\20130123-16796.b\P4000026.D		
Injection Date:	23-Jan-2013 17:23:57	Limit Group:	GC 8082A ICAL
Client ID:		Instrument ID:	A2HP4
Lims Batch ID:	72953	Lims Sample ID:	26
Operator ID:		Injection Vol:	1.0 ul
Column Type:		Column Dia:	

Y Scaling: Method Defined: Set to Absolute Y Value

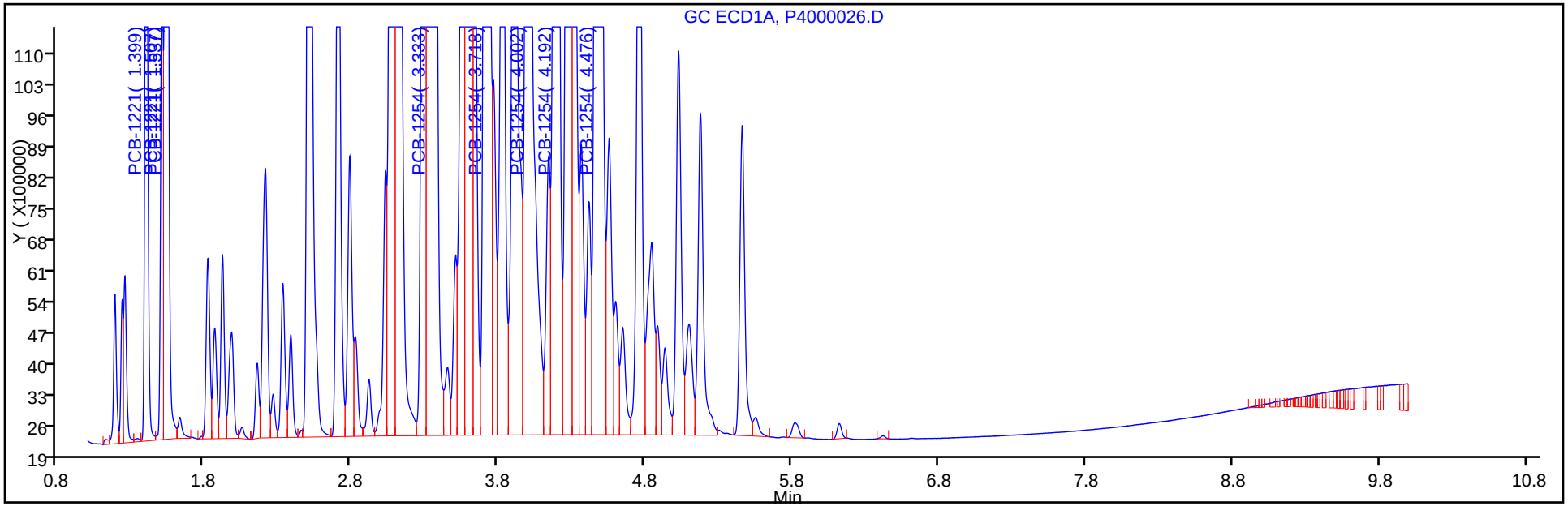

Y Scaling: Method Defined: Set to Absolute Y Value

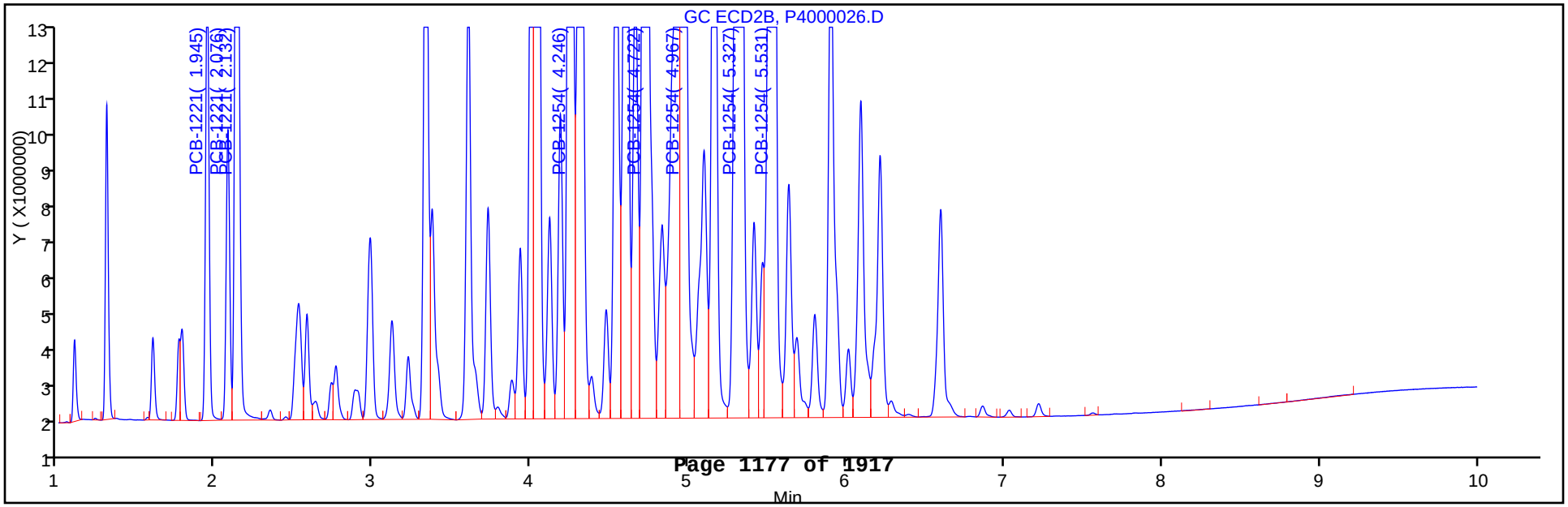

FORM VI
PCBS INITIAL CALIBRATION DATA
EXTERNAL STANDARD RETENTION TIME SUMMARY

Lab Name: TestAmerica Canton Job No.: 240-21987-1 Analy Batch No.: 72953

SDG No.:

Instrument ID: A2HP4 GC Column: CLP-2 ID: 0.53(mm) Heated Purge: (Y/N) N

Calibration Start Date: 01/23/2013 16:05 Calibration End Date: 01/23/2013 17:23 Calibration ID: 13424

Calibration Files:

LEVEL:	LAB SAMPLE ID:	LAB FILE ID:
Level 1	STD005 240-72953/21	P4000021.D
Level 2	STD01 240-72953/22	P4000022.D
Level 3	STD02 240-72953/23	P4000023.D
Level 4	STD05 240-72953/24	P4000024.D
Level 5	STD1 240-72953/25	P4000025.D
Level 6	STD2 240-72953/26	P4000026.D

ANALYTE	LVL 1	LVL 2	LVL 3	LVL 4	LVL 5	LVL 6					RT WINDOW	AVG RT
PCB-1221 Peak 1	1.945	1.945	1.945	1.945	1.945	1.945					1.845 - 2.045	1.945
PCB-1221 Peak 2	2.075	2.075	2.076	2.076	2.076	2.076					1.975 - 2.175	2.076
PCB-1221 Peak 3	2.132	2.132	2.132	2.133	2.132	2.132					2.032 - 2.232	2.132
PCB-1254 Peak 1	4.245	4.246	4.247	4.247	4.247	4.246					4.145 - 4.345	4.246
PCB-1254 Peak 2	4.721	4.722	4.722	4.722	4.722	4.722					4.621 - 4.821	4.722
PCB-1254 Peak 3	4.966	4.966	4.968	4.966	4.967	4.967					4.866 - 5.066	4.967
PCB-1254 Peak 4	5.326	5.326	5.328	5.326	5.327	5.327					5.226 - 5.426	5.327
PCB-1254 Peak 5	5.530	5.530	5.530	5.529	5.529	5.531					5.430 - 5.630	5.530

FORM VI
PCBS INITIAL CALIBRATION DATA
EXTERNAL STANDARD CURVE EVALUATION

Lab Name: TestAmerica Canton Job No.: 240-21987-1 Analy Batch No.: 72953

SDG No.:

Instrument ID: A2HP4 GC Column: CLP-2 ID: 0.53(mm) Heated Purge: (Y/N) N

Calibration Start Date: 01/23/2013 16:05 Calibration End Date: 01/23/2013 17:23 Calibration ID: 13424

Calibration Files:

LEVEL:	LAB SAMPLE ID:	LAB FILE ID:
Level 1	STD005 240-72953/21	P4000021.D
Level 2	STD01 240-72953/22	P4000022.D
Level 3	STD02 240-72953/23	P4000023.D
Level 4	STD05 240-72953/24	P4000024.D
Level 5	STD1 240-72953/25	P4000025.D
Level 6	STD2 240-72953/26	P4000026.D

ANALYTE	CF				CURVE TYPE	COEFFICIENT			#	MIN CF	%RSD	#	MAX %RSD	R^2 OR COD	#	MIN R^2 OR COD
	LVL 1 LVL 5	LVL 2 LVL 6	LVL 3	LVL 4		B	M1	M2								
PCB-1221 Peak 1	14057460 10225842	12057660 9998421	11589300	10709076	Ave		11439626.4				13.0		20.0			
PCB-1221 Peak 2	9262240 6724966	8262050 6462051	7711945	7162154	Ave		7597567.67				14.0		20.0			
PCB-1221 Peak 3	33108580 24753439	29895280 23953308	27629090	25864388	Ave		27534014.2				13.0		20.0			
PCB-1254 Peak 1	54129000 43266335	49502180 43592667	46517055	43884642	Ave		46815313.2				9.2		20.0			
PCB-1254 Peak 2	82713840 68828811	74920800 70076887	72240790	69519184	Ave		73050052.0				7.2		20.0			
PCB-1254 Peak 3	53150140 45014397	47382000 47286315	47611920	45695524	Ave		47690049.3				6.0		20.0			
PCB-1254 Peak 4	62453000 51143241	55260310 53545011	53854030	51520626	Ave		54629369.8				7.6		20.0			
PCB-1254 Peak 5	76015640 64359606	68407370 66257556	67546890	64616800	Ave		67867310.3				6.3		20.0			

Note: The m1 coefficient is the same as Ave CF for an Ave curve type.

FORM VI
PCBS INITIAL CALIBRATION DATA
EXTERNAL STANDARD RESPONSE AND CONCENTRATION

Lab Name: TestAmerica Canton Job No.: 240-21987-1 Analy Batch No.: 72953

SDG No.:

Instrument ID: A2HP4 GC Column: CLP-2 ID: 0.53(mm) Heated Purge: (Y/N) N

Calibration Start Date: 01/23/2013 16:05 Calibration End Date: 01/23/2013 17:23 Calibration ID: 13424

Calibration Files:

LEVEL:	LAB SAMPLE ID:	LAB FILE ID:
Level 1	STD005 240-72953/21	P4000021.D
Level 2	STD01 240-72953/22	P4000022.D
Level 3	STD02 240-72953/23	P4000023.D
Level 4	STD05 240-72953/24	P4000024.D
Level 5	STD1 240-72953/25	P4000025.D
Level 6	STD2 240-72953/26	P4000026.D

ANALYTE	CURVE TYPE	RESPONSE					CONCENTRATION (NG/UL)				
		LVL 1 LVL 6	LVL 2	LVL 3	LVL 4	LVL 5	LVL 1 LVL 6	LVL 2	LVL 3	LVL 4	LVL 5
PCB-1221 Peak 1	Ave	702873 19996841	1205766	2317860	5354538	10225842	0.0500 2.00	0.100	0.200	0.500	1.00
PCB-1221 Peak 2	Ave	463112 12924102	826205	1542389	3581077	6724966	0.0500 2.00	0.100	0.200	0.500	1.00
PCB-1221 Peak 3	Ave	1655429 47906616	2989528	5525818	12932194	24753439	0.0500 2.00	0.100	0.200	0.500	1.00
PCB-1254 Peak 1	Ave	2706450 87185334	4950218	9303411	21942321	43266335	0.0500 2.00	0.100	0.200	0.500	1.00
PCB-1254 Peak 2	Ave	4135692 140153774	7492080	14448158	34759592	68828811	0.0500 2.00	0.100	0.200	0.500	1.00
PCB-1254 Peak 3	Ave	2657507 94572630	4738200	9522384	22847762	45014397	0.0500 2.00	0.100	0.200	0.500	1.00
PCB-1254 Peak 4	Ave	3122650 107090023	5526031	10770806	25760313	51143241	0.0500 2.00	0.100	0.200	0.500	1.00
PCB-1254 Peak 5	Ave	3800782 132515112	6840737	13509378	32308400	64359606	0.0500 2.00	0.100	0.200	0.500	1.00

Curve Type Legend:

Ave = Average

TestAmerica Canton
Target Compound Quantitation Report

Data File:	\\Ncchrom\ChromData\A2HP4\20130123-16796.b\P4000021.D		
Lims ID:	STD005 AR2154	Client ID:	
Inject. Date:	23-Jan-2013 16:05:25	Dil. Factor:	1.0000
Sample Type:	IC	Calib Level:	1
Sample ID:	240-0016796-021		
Misc. Info.:			
Operator:		Instrument ID:	A2HP4
Injection Vol:	1.0 ul	ALS Bottle#:	21
Lims Batch ID:	72953	Lims Sample ID:	21
Sublist:	chrom-PCB4*sub4		
Detector 1 :	GC ECD1A		
Detector 2 :	GC ecd2b		

Method:	\\Ncchrom\ChromData\A2HP4\20130123-16796.b\PCB4.m		
Last Update:	24-Jan-2013 07:49:47	Calib Date:	23-Jan-2013 22:06:47
Quant Method:	External Standard	Quant By:	Initial Calibration
Last ICal File:	\\Ncchrom\ChromData\A2HP4\20130123-16796.b\P4000044.D		
Limit Group:	GC 8082A ICAL		
Integrator:	Falcon		
Column Type:		Column Dia:	
Process Host:	XAWRK022		

First Level Reviewer: hassl Date: 24-Jan-2013 07:37:59

Det	Sig	RT	EXP RT	DLT RT	Response	On-Col Amt ng/ul	Ratio Range	Ratio	Flags
3 PCB-1221									M
1	2	1.400	1.400	0.000	783579	0.0574		100.0	
1	3	1.508	1.508	0.000	461654	0.0593	30.4- 80.4	58.9	
1	4	1.537	1.537	0.000	1968254	0.0589	210.8- 260.8	251.2	
			Average of Peak Amounts =			0.0585			
2	4	1.945	1.945	0.000	702873	0.0614		100.0	
2	5	2.075	2.075	0.000	463112	0.0610	36.5- 96.5	65.9	M
2	6	2.132	2.132	0.000	1655429	0.0601	208.4- 268.4	235.5	M
			Average of Peak Amounts =			0.0608			
						RPD = 3.88			
8 PCB-1254									
1	100	3.334	3.334	0.000	4242458	0.0548		100.0	
1	2	3.720	3.720	0.000	4465418	0.0552	81.7- 131.7	105.3	
1	3	4.002	4.002	0.000	2848049	0.0491	48.4- 98.4	67.1	
1	4	4.193	4.193	0.000	2987956	0.0560	42.7- 92.7	70.4	
1	5	4.476	4.476	0.000	4321268	0.0551	73.8- 123.8	101.9	
			Average of Peak Amounts =			0.0540			
2	6	4.245	4.245	0.000	2706450	0.0578		100.0	
2	7	4.721	4.721	0.000	4135692	0.0566	125.3- 185.3	152.8	
2	8	4.966	4.966	0.000	2657507	0.0557	72.4- 132.4	98.2	
2	9	5.326	5.326	0.000	3122650	0.0572	85.8- 145.8	115.4	
2	10	5.530	5.530	0.000	3800782	0.0560	115.2- 175.2	140.4	
			Average of Peak Amounts =			0.0567			
						RPD = 4.78			

QC Flag Legend

Review Flags
M - Manually Integrated

Report Date: 24-Jan-2013 07:49:48 Chrom Revision: 2.0 27-Nov-2012 13:14:12

TestAmerica Canton

Data File:	\\Ncchrom\ChromData\A2HP4\20130123-16796.b\P4000021.D		
Injection Date:	23-Jan-2013 16:05:25	Limit Group:	GC 8082A ICAL
Client ID:		Instrument ID:	A2HP4
Lims Batch ID:	72953	Lims Sample ID:	21
Operator ID:		Injection Vol:	1.0 ul
Column Type:		Column Dia:	

Y Scaling: Method Defined: Set to Absolute Y Value

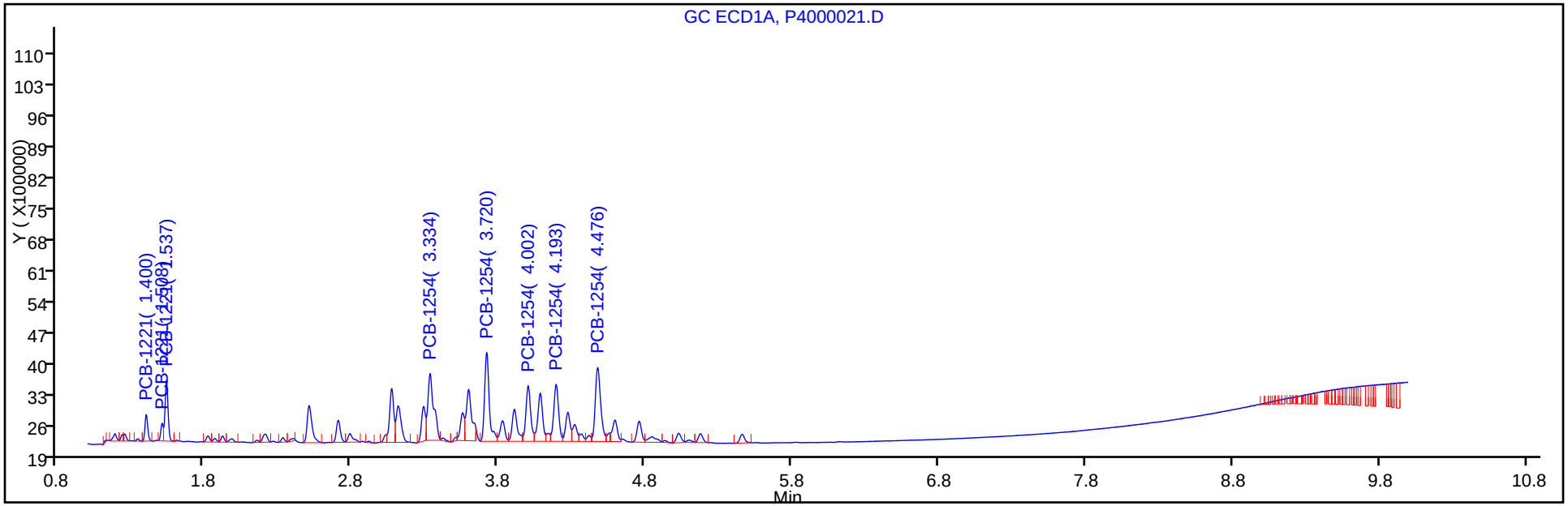

Y Scaling: Method Defined: Set to Absolute Y Value

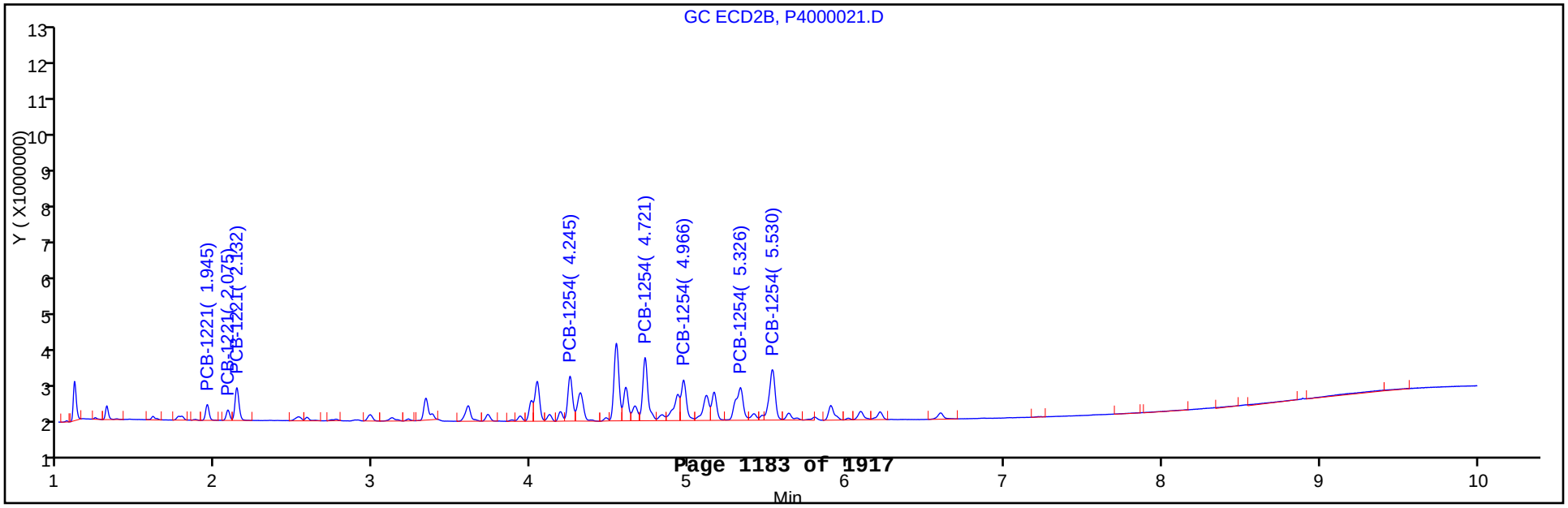

Report Date: 24-Jan-2013 07:49:49 Chrom Revision: 2.0 27-Nov-2012 13:14:12

TestAmerica Canton

Data File: \\Ncchrom\ChromData\A2HP4\20130123-16796.b\P4000021.D

Injection Date: 23-Jan-2013 16:05:25 Limit Group: GC 8082A ICAL

Client ID: Instrument ID: A2HP4

Lims Batch ID: 72953 Lims Sample ID: 21

Operator ID: Injection Vol: 1.0 ul

Column Type: Column Dia:

3 PCB-1221, Detector: 2, GC ecd2b

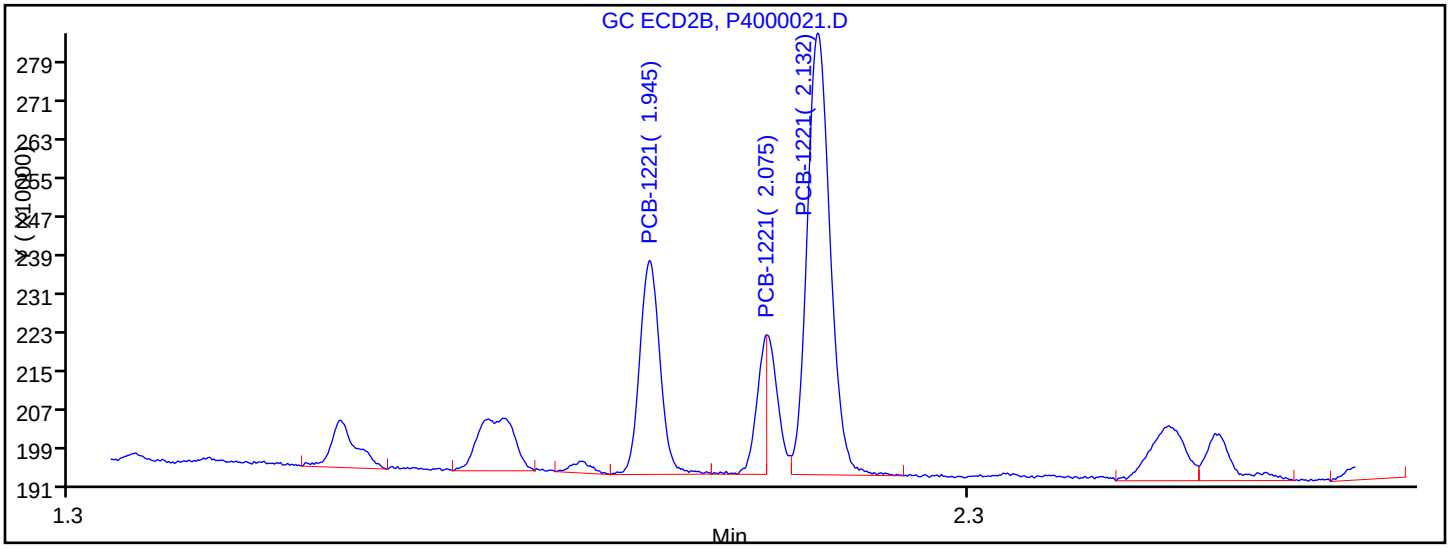

Processing Integration Results

RT = 1.945	Response = 702873	
RT = 2.075	Response = 215593	M
RT = 2.132	Response = 1644310	M

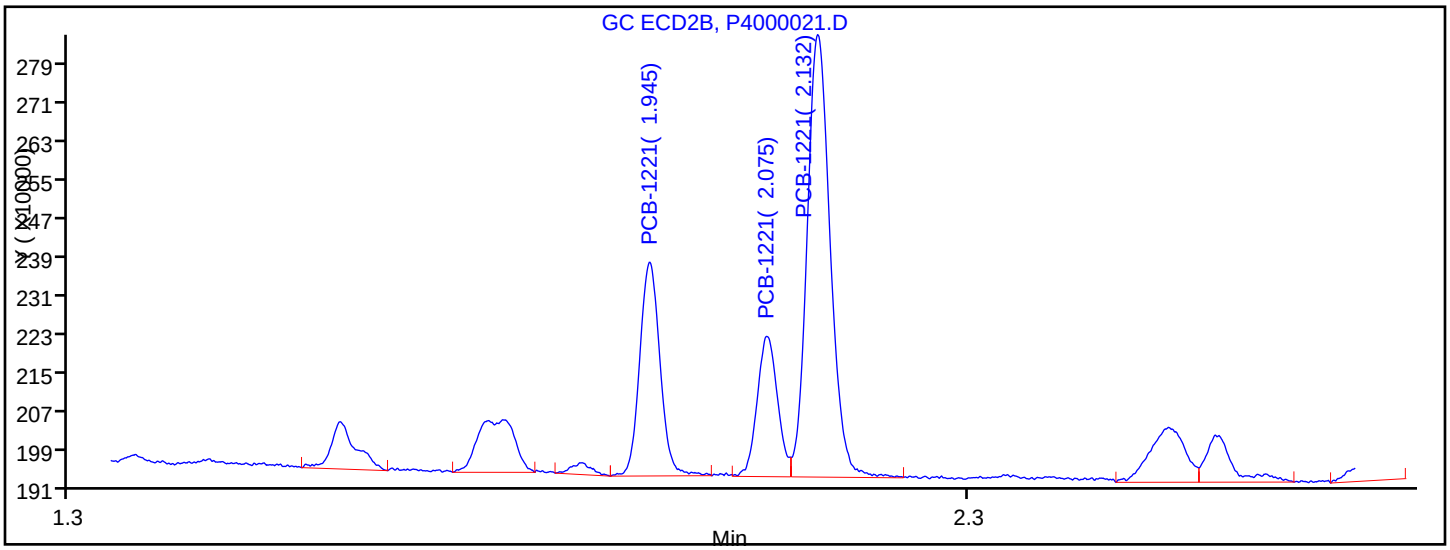

Manual Integration Results

RT = 1.945	Response = 702873	
RT = 2.075	Response = 463112	M
RT = 2.132	Response = 1655429	M

Reviewer: hassl, 24-Jan-2013 07:42:34

Audit Action: Assigned New Baseline

Audit Reason: Baseline Event

TestAmerica Canton
Target Compound Quantitation Report

Data File:	\\Ncchrom\ChromData\A2HP4\20130123-16796.b\P4000022.D		
Lims ID:	STD01 AR2154	Client ID:	
Inject. Date:	23-Jan-2013 16:21:05	Dil. Factor:	1.0000
Sample Type:	IC	Calib Level:	2
Sample ID:	240-0016796-022		
Misc. Info.:			
Operator:		Instrument ID:	A2HP4
Injection Vol:	1.0 ul	ALS Bottle#:	22
Lims Batch ID:	72953	Lims Sample ID:	22
Sublist:	chrom-PCB4*sub4		
Detector 1 :	GC ECD1A		
Detector 2 :	GC ecd2b		

Method:	\\Ncchrom\ChromData\A2HP4\20130123-16796.b\PCB4.m		
Last Update:	24-Jan-2013 07:49:45	Calib Date:	23-Jan-2013 22:06:47
Quant Method:	External Standard	Quant By:	Initial Calibration
Last ICal File:	\\Ncchrom\ChromData\A2HP4\20130123-16796.b\P4000044.D		
Limit Group:	GC 8082A ICAL		
Integrator:	Falcon		
Column Type:		Column Dia:	
Process Host:	XAWRK022		

First Level Reviewer: hassl Date: 24-Jan-2013 07:39:24

Det	Sig	RT	EXP RT	DLT RT	Response	On-Col Amt ng/ul	Ratio Range	Ratio	Flags
3 PCB-1221									M
1	2	1.399	1.400	-0.001	1439486	0.1055		100.0	M
1	3	1.507	1.508	-0.001	882406	0.1133	30.4- 80.4	61.3	
1	4	1.537	1.537	0.000	3578152	0.1070	210.8- 260.8	248.6	
			Average of Peak Amounts =			0.1086			
2	4	1.945	1.945	0.000	1205766	0.1054		100.0	M
2	5	2.075	2.075	0.000	826205	0.1087	36.5- 96.5	68.5	
2	6	2.132	2.132	0.000	2989528	0.1086	208.4- 268.4	247.9	
			Average of Peak Amounts =			0.1076			
						RPD = 0.95			
8 PCB-1254									
1	100	3.333	3.334	-0.001	7789685	0.1007		100.0	
1	2	3.718	3.720	-0.002	8491555	0.1049	81.7- 131.7	109.0	
1	3	4.002	4.002	0.000	5701953	0.0982	48.4- 98.4	73.2	
1	4	4.192	4.193	-0.001	5447702	0.1020	42.7- 92.7	69.9	
1	5	4.475	4.476	-0.001	7813618	0.0996	73.8- 123.8	100.3	
			Average of Peak Amounts =			0.1011			
2	6	4.246	4.245	0.001	4950218	0.1057		100.0	
2	7	4.722	4.721	0.001	7492080	0.1026	125.3- 185.3	151.3	
2	8	4.966	4.966	0.000	4738200	0.0994	72.4- 132.4	95.7	
2	9	5.326	5.326	0.000	5526031	0.1012	85.8- 145.8	111.6	
2	10	5.530	5.530	0.000	6840737	0.1008	115.2- 175.2	138.2	
			Average of Peak Amounts =			0.1019			
						RPD = 0.83			

QC Flag Legend

Review Flags
M - Manually Integrated

Report Date: 24-Jan-2013 07:49:47 Chrom Revision: 2.0 27-Nov-2012 13:14:12

TestAmerica Canton

Data File:	\\Ncchrom\ChromData\A2HP4\20130123-16796.b\P4000022.D		
Injection Date:	23-Jan-2013 16:21:05	Limit Group:	GC 8082A ICAL
Client ID:		Instrument ID:	A2HP4
Lims Batch ID:	72953	Lims Sample ID:	22
Operator ID:		Injection Vol:	1.0 ul
Column Type:		Column Dia:	

Y Scaling: Method Defined: Set to Absolute Y Value

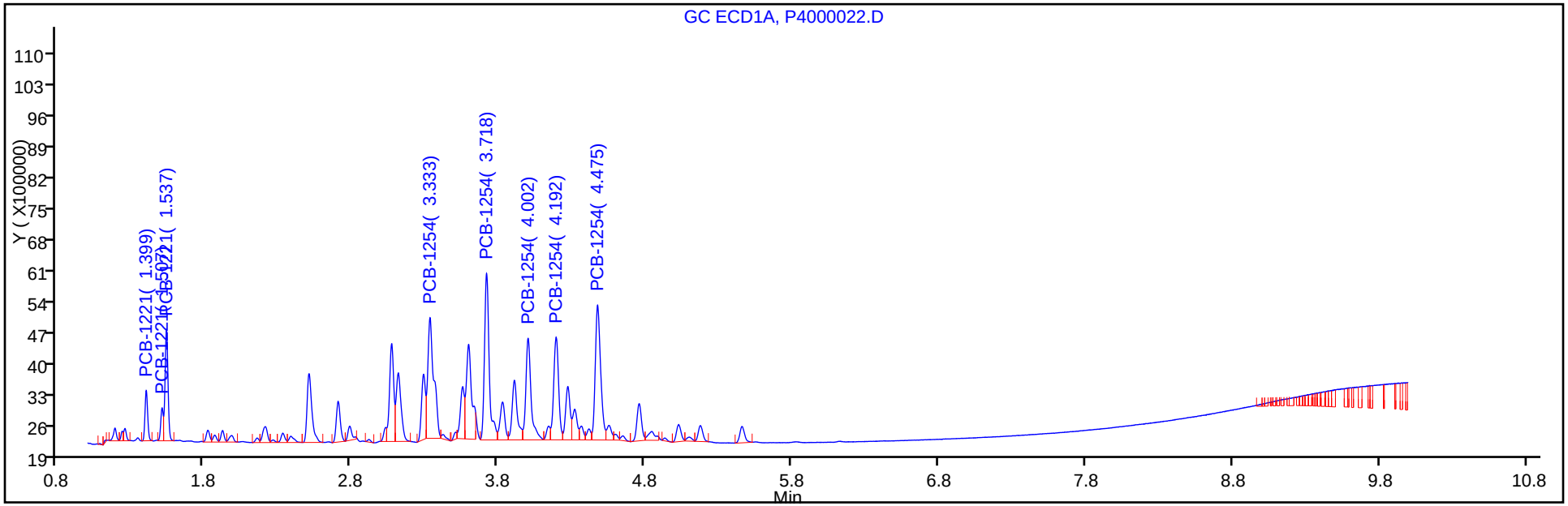

Y Scaling: Method Defined: Set to Absolute Y Value

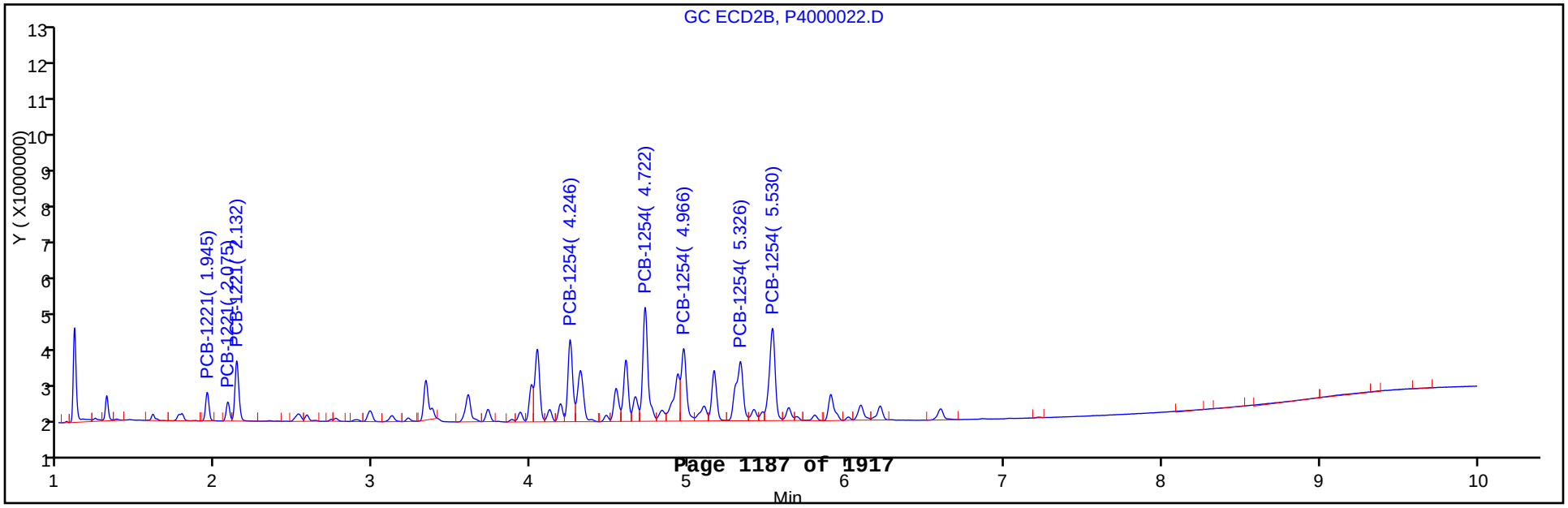

Report Date: 24-Jan-2013 07:49:47 Chrom Revision: 2.0 27-Nov-2012 13:14:12

TestAmerica Canton

Data File: \\Ncchrom\ChromData\A2HP4\20130123-16796.b\P4000022.D

Injection Date: 23-Jan-2013 16:21:05 Limit Group: GC 8082A ICAL

Client ID: Instrument ID: A2HP4

Lims Batch ID: 72953 Lims Sample ID: 22

Operator ID: Injection Vol: 1.0 ul

Column Type: Column Dia:

3 PCB-1221, Detector: 2, GC ecd2b

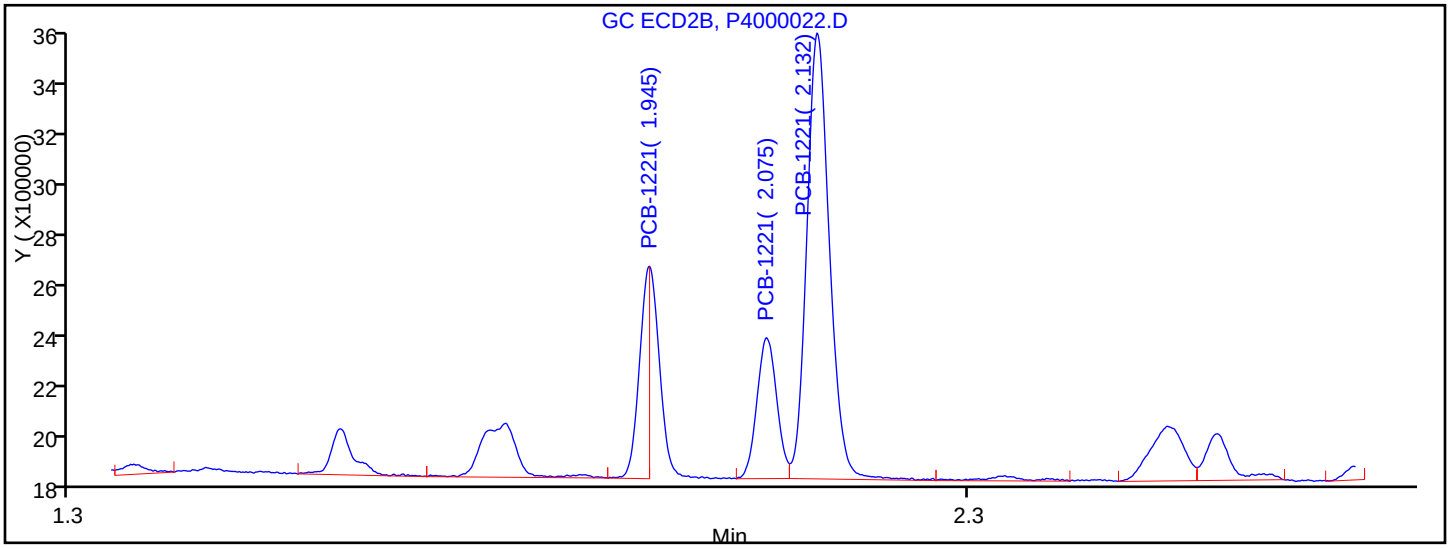

Processing Integration Results

RT = 1.945 Response = 613354 M

RT = 2.075 Response = 826205

RT = 2.132 Response = 2989528

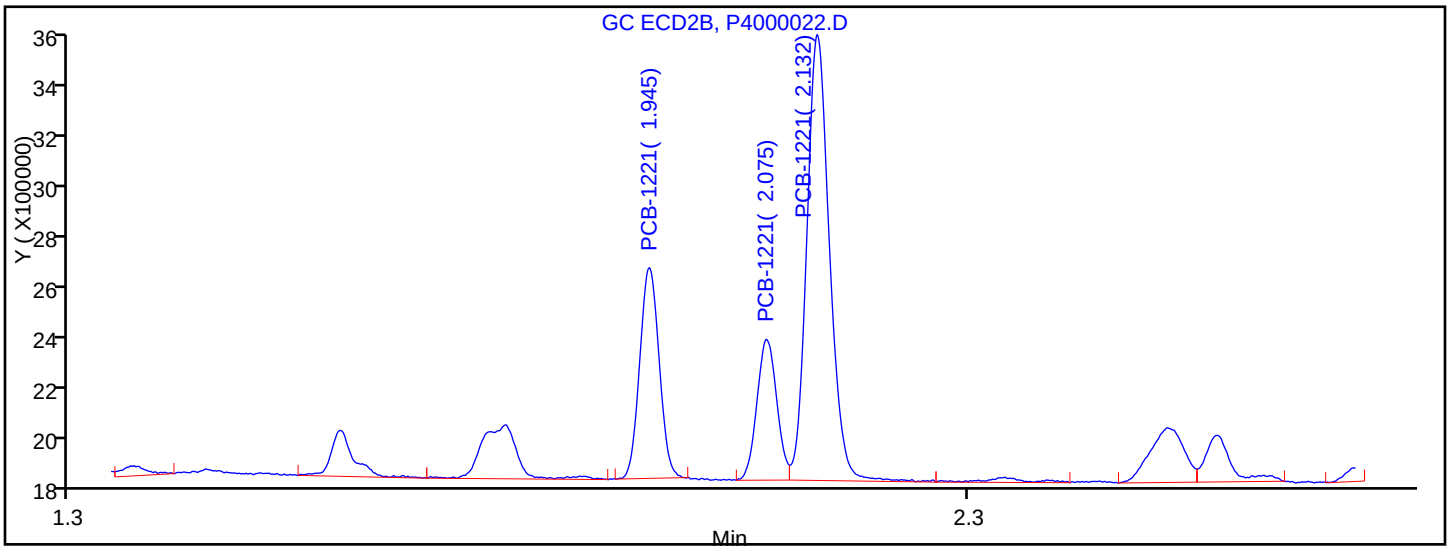

Manual Integration Results

RT = 1.945 Response = 1205766 M

RT = 2.075 Response = 826205

RT = 2.132 Response = 2989528

Reviewer: hassl, 24-Jan-2013 07:40:52

Audit Action: Manually Integrated

Audit Reason: Split Peak

TestAmerica Canton
Target Compound Quantitation Report

Data File:	\\Ncchrom\ChromData\A2HP4\20130123-16796.b\P4000023.D		
Lims ID:	STD02 AR2154	Client ID:	
Inject. Date:	23-Jan-2013 16:36:46	Dil. Factor:	1.0000
Sample Type:	IC	Calib Level:	3
Sample ID:	240-0016796-023		
Misc. Info.:			
Operator:		Instrument ID:	A2HP4
Injection Vol:	1.0 ul	ALS Bottle#:	23
Lims Batch ID:	72953	Lims Sample ID:	23
Sublist:	chrom-PCB4*sub4		
Detector 1 :	GC ECD1A		
Detector 2 :	GC ecd2b		

Method:	\\Ncchrom\ChromData\A2HP4\20130123-16796.b\PCB4.m		
Last Update:	24-Jan-2013 07:49:43	Calib Date:	23-Jan-2013 22:06:47
Quant Method:	External Standard	Quant By:	Initial Calibration
Last ICal File:	\\Ncchrom\ChromData\A2HP4\20130123-16796.b\P4000044.D		
Limit Group:	GC 8082A ICAL		
Integrator:	Falcon		
Column Type:		Column Dia:	
Process Host:	XAWRK022		

First Level Reviewer: hassl Date: 24-Jan-2013 07:39:48

Det	Sig	RT	EXP RT	DLT RT	Response	On-Col Amt ng/ul	Ratio Range	Ratio	Flags
3 PCB-1221									
1	2	1.399	1.400	-0.001	2879463	0.2110		100.0	
1	3	1.508	1.508	0.000	1596485	0.2050	30.4- 80.4	55.4	
1	4	1.537	1.537	0.000	6791156	0.2031	210.8- 260.8	235.8	
			Average of Peak Amounts =			0.2064			
2	4	1.945	1.945	0.000	2317860	0.2026		100.0	
2	5	2.076	2.075	0.001	1542389	0.2030	36.5- 96.5	66.5	
2	6	2.132	2.132	0.000	5525818	0.2007	208.4- 268.4	238.4	
			Average of Peak Amounts =			0.2021			
						RPD = 2.09			
8 PCB-1254									
1	100	3.333	3.334	-0.001	15421907	0.1993		100.0	
1	2	3.719	3.720	-0.001	16447888	0.2032	81.7- 131.7	106.7	
1	3	4.002	4.002	0.000	11323364	0.1950	48.4- 98.4	73.4	
1	4	4.193	4.193	0.000	10436572	0.1955	42.7- 92.7	67.7	
1	5	4.475	4.476	-0.001	15229729	0.1941	73.8- 123.8	98.8	
			Average of Peak Amounts =			0.1974			
2	6	4.247	4.245	0.002	9303411	0.1987		100.0	
2	7	4.722	4.721	0.001	14448158	0.1978	125.3- 185.3	155.3	
2	8	4.968	4.966	0.002	9522384	0.1997	72.4- 132.4	102.4	
2	9	5.328	5.326	0.002	10770806	0.1972	85.8- 145.8	115.8	
2	10	5.530	5.530	0.000	13509378	0.1991	115.2- 175.2	145.2	
			Average of Peak Amounts =			0.1985			
						RPD = 0.54			

Report Date: 24-Jan-2013 07:49:44 Chrom Revision: 2.0 27-Nov-2012 13:14:12

TestAmerica Canton

Data File:	\\Ncchrom\ChromData\A2HP4\20130123-16796.b\P4000023.D		
Injection Date:	23-Jan-2013 16:36:46	Limit Group:	GC 8082A ICAL
Client ID:		Instrument ID:	A2HP4
Lims Batch ID:	72953	Lims Sample ID:	23
Operator ID:		Injection Vol:	1.0 ul
Column Type:		Column Dia:	

Y Scaling: Method Defined: Set to Absolute Y Value

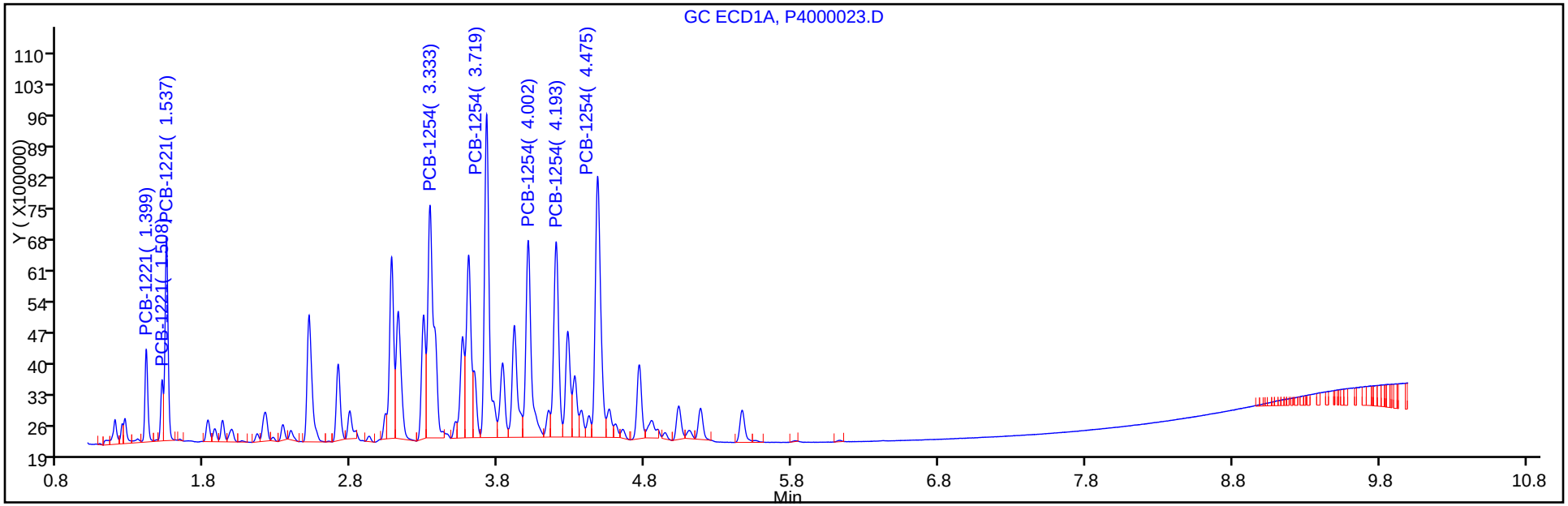

Y Scaling: Method Defined: Set to Absolute Y Value

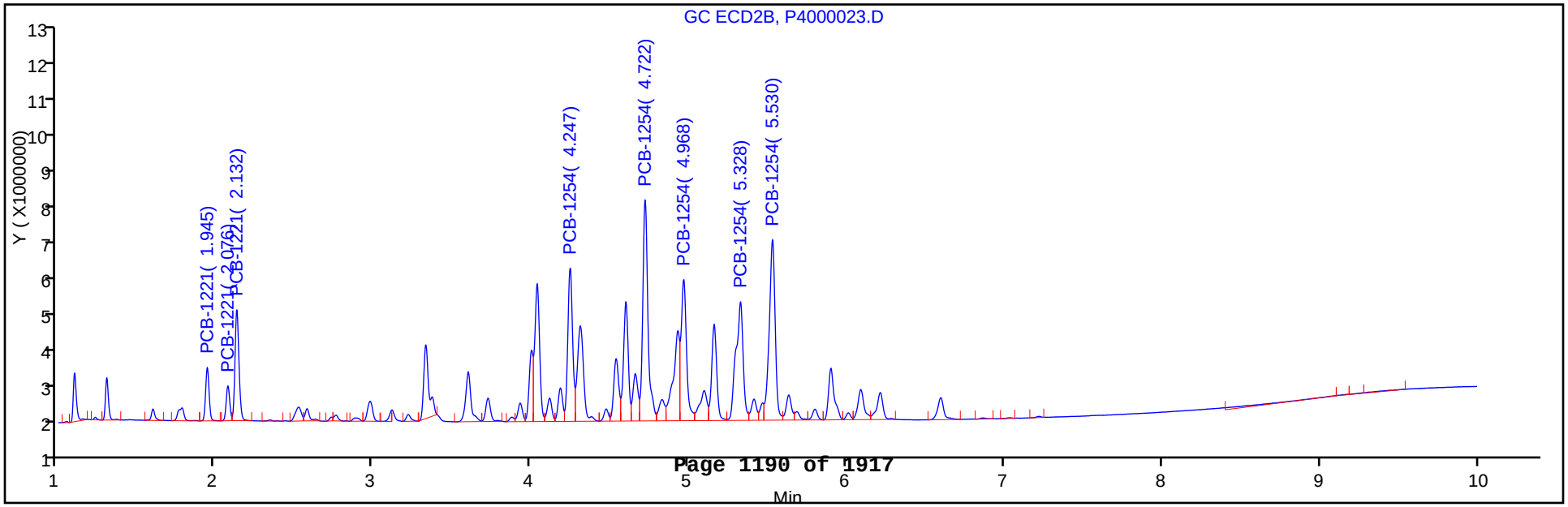

TestAmerica Canton
Target Compound Quantitation Report

Data File:	\\Ncchrom\ChromData\A2HP4\20130123-16796.b\P4000024.D		
Lims ID:	STD05 AR2154	Client ID:	
Inject. Date:	23-Jan-2013 16:52:26	Dil. Factor:	1.0000
Sample Type:	IC	Calib Level:	4
Sample ID:	240-0016796-024		
Misc. Info.:			
Operator:		Instrument ID:	A2HP4
Injection Vol:	1.0 ul	ALS Bottle#:	24
Lims Batch ID:	72953	Lims Sample ID:	24
Sublist:	chrom-PCB4*sub4		
Detector 1 :	GC ECD1A		
Detector 2 :	GC ecd2b		

Method:	\\Ncchrom\ChromData\A2HP4\20130123-16796.b\PCB4.m		
Last Update:	24-Jan-2013 07:49:41	Calib Date:	23-Jan-2013 22:06:47
Quant Method:	External Standard	Quant By:	Initial Calibration
Last ICal File:	\\Ncchrom\ChromData\A2HP4\20130123-16796.b\P4000044.D		
Limit Group:	GC 8082A ICAL		
Integrator:	Falcon		
Column Type:		Column Dia:	
Process Host:	XAWRK022		

First Level Reviewer: hassl Date: 24-Jan-2013 07:40:01

Det	Sig	RT	EXP RT	DLT RT	Response	On-Col Amt ng/ul	Ratio Range	Ratio	Flags
3 PCB-1221									
1	2	1.399	1.400	-0.001	6455853	0.4732		100.0	
1	3	1.508	1.508	0.000	3652968	0.4691	30.4- 80.4	56.6	
1	4	1.538	1.537	0.001	15909420	0.4757	210.8- 260.8	246.4	
			Average of Peak Amounts =			0.4727			
2	4	1.945	1.945	0.000	5354538	0.4681		100.0	
2	5	2.076	2.075	0.001	3581077	0.4713	36.5- 96.5	66.9	
2	6	2.133	2.132	0.001	12932194	0.4697	208.4- 268.4	241.5	
			Average of Peak Amounts =			0.4697			
						RPD = 0.63			
8 PCB-1254									
1	100	3.333	3.334	-0.001	37884882	0.4896		100.0	
1	2	3.719	3.720	-0.001	38308265	0.4732	81.7- 131.7	101.1	
1	3	4.002	4.002	0.000	29199278	0.5029	48.4- 98.4	77.1	
1	4	4.192	4.193	-0.001	25874220	0.4846	42.7- 92.7	68.3	
1	5	4.475	4.476	-0.001	38118252	0.4858	73.8- 123.8	100.6	
			Average of Peak Amounts =			0.4872			
2	6	4.247	4.245	0.002	21942321	0.4687		100.0	
2	7	4.722	4.721	0.001	34759592	0.4758	125.3- 185.3	158.4	
2	8	4.966	4.966	0.000	22847762	0.4791	72.4- 132.4	104.1	
2	9	5.326	5.326	0.000	25760313	0.4715	85.8- 145.8	117.4	
2	10	5.529	5.530	-0.001	32308400	0.4761	115.2- 175.2	147.2	
			Average of Peak Amounts =			0.4742			
						RPD = 2.70			

Report Date: 24-Jan-2013 07:49:42 Chrom Revision: 2.0 27-Nov-2012 13:14:12

TestAmerica Canton

Data File:	\\Ncchrom\ChromData\A2HP4\20130123-16796.b\P4000024.D		
Injection Date:	23-Jan-2013 16:52:26	Limit Group:	GC 8082A ICAL
Client ID:		Instrument ID:	A2HP4
Lims Batch ID:	72953	Lims Sample ID:	24
Operator ID:		Injection Vol:	1.0 ul
Column Type:		Column Dia:	

Y Scaling: Method Defined: Set to Absolute Y Value

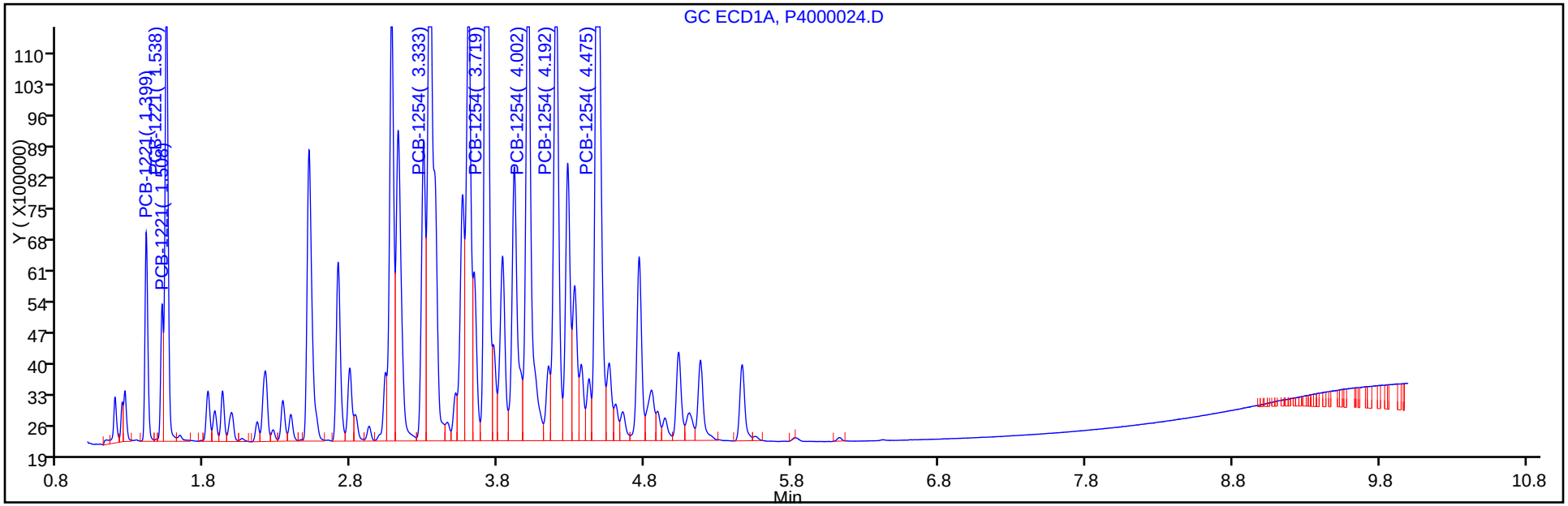

Y Scaling: Method Defined: Set to Absolute Y Value

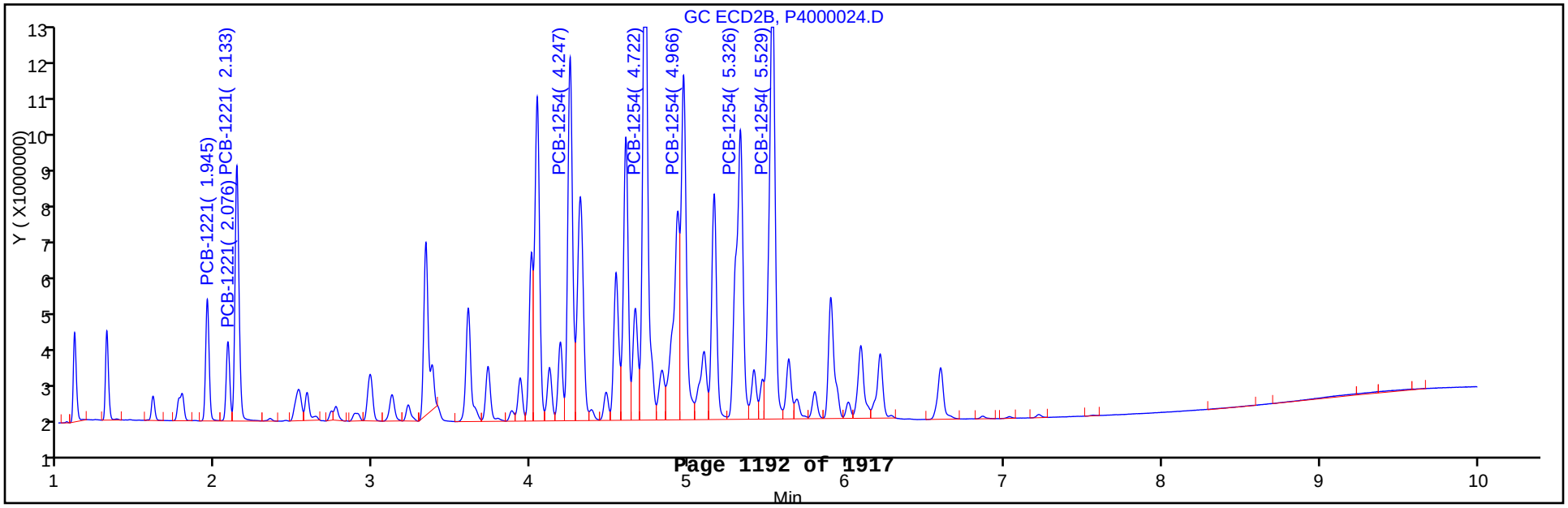

TestAmerica Canton
Target Compound Quantitation Report

Data File:	\\Ncchrom\ChromData\A2HP4\20130123-16796.b\P4000025.D		
Lims ID:	STD1 AR2154	Client ID:	
Inject. Date:	23-Jan-2013 17:08:15	Dil. Factor:	1.0000
Sample Type:	IC	Calib Level:	5
Sample ID:	240-0016796-025		
Misc. Info.:			
Operator:		Instrument ID:	A2HP4
Injection Vol:	1.0 ul	ALS Bottle#:	25
Lims Batch ID:	72953	Lims Sample ID:	25
Sublist:	chrom-PCB4*sub4		
Detector 1 :	GC ECD1A		
Detector 2 :	GC ecd2b		

Method:	\\Ncchrom\ChromData\A2HP4\20130123-16796.b\PCB4.m		
Last Update:	24-Jan-2013 07:49:39	Calib Date:	23-Jan-2013 22:06:47
Quant Method:	External Standard	Quant By:	Initial Calibration
Last ICal File:	\\Ncchrom\ChromData\A2HP4\20130123-16796.b\P4000044.D		
Limit Group:	GC 8082A ICAL		
Integrator:	Falcon		
Column Type:		Column Dia:	
Process Host:	XAWRK022		

First Level Reviewer: hassl Date: 24-Jan-2013 07:40:11

Det	Sig	RT	EXP RT	DLT RT	Response	On-Col Amt ng/ul	Ratio Range	Ratio	Flags
3 PCB-1221									
1	2	1.399	1.400	-0.001	12432699	0.9112		100.0	
1	3	1.507	1.508	-0.001	6736724	0.8652	30.4- 80.4	54.2	
1	4	1.537	1.537	0.000	30560336	0.9138	210.8- 260.8	245.8	
			Average of Peak Amounts =			0.8967			
2	4	1.945	1.945	0.000	10225842	0.8939		100.0	
2	5	2.076	2.075	0.001	6724966	0.8851	36.5- 96.5	65.8	
2	6	2.132	2.132	0.000	24753439	0.8990	208.4- 268.4	242.1	
			Average of Peak Amounts =			0.8927			
						RPD = 0.45			
8 PCB-1254									
1	100	3.332	3.334	-0.002	74545543	0.9635		100.0	
1	2	3.719	3.720	-0.001	76045301	0.9394	81.7- 131.7	102.0	
1	3	4.002	4.002	0.000	59368622	1.02	48.4- 98.4	79.6	
1	4	4.192	4.193	-0.001	51014165	0.9555	42.7- 92.7	68.4	
1	5	4.476	4.476	0.000	76226492	0.9715	73.8- 123.8	102.3	
			Average of Peak Amounts =			0.9705			
2	6	4.247	4.245	0.002	43266335	0.9242		100.0	
2	7	4.722	4.721	0.001	68828811	0.9422	125.3- 185.3	159.1	
2	8	4.967	4.966	0.001	45014397	0.9439	72.4- 132.4	104.0	
2	9	5.327	5.326	0.001	51143241	0.9362	85.8- 145.8	118.2	
2	10	5.529	5.530	-0.001	64359606	0.9483	115.2- 175.2	148.8	
			Average of Peak Amounts =			0.9390			
						RPD = 3.30			

Report Date: 24-Jan-2013 07:49:40 Chrom Revision: 2.0 27-Nov-2012 13:14:12

TestAmerica Canton

Data File:	\\Ncchrom\ChromData\A2HP4\20130123-16796.b\P4000025.D		
Injection Date:	23-Jan-2013 17:08:15	Limit Group:	GC 8082A ICAL
Client ID:		Instrument ID:	A2HP4
Lims Batch ID:	72953	Lims Sample ID:	25
Operator ID:		Injection Vol:	1.0 ul
Column Type:		Column Dia:	

Y Scaling: Method Defined: Set to Absolute Y Value

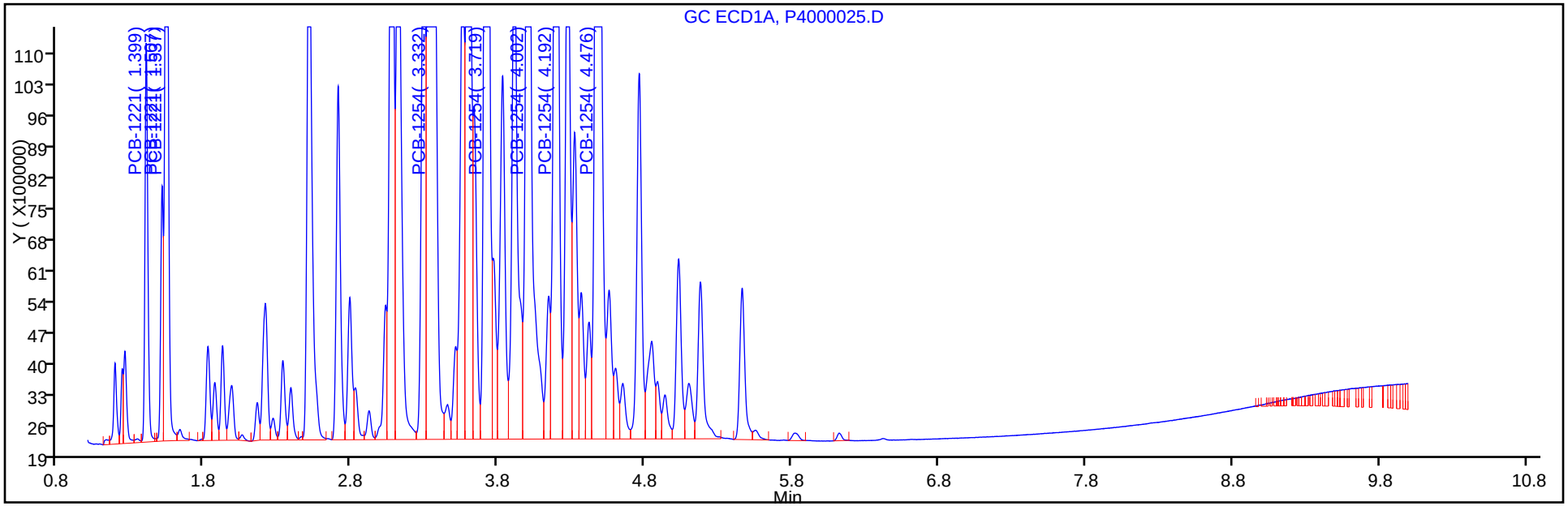

Y Scaling: Method Defined: Set to Absolute Y Value

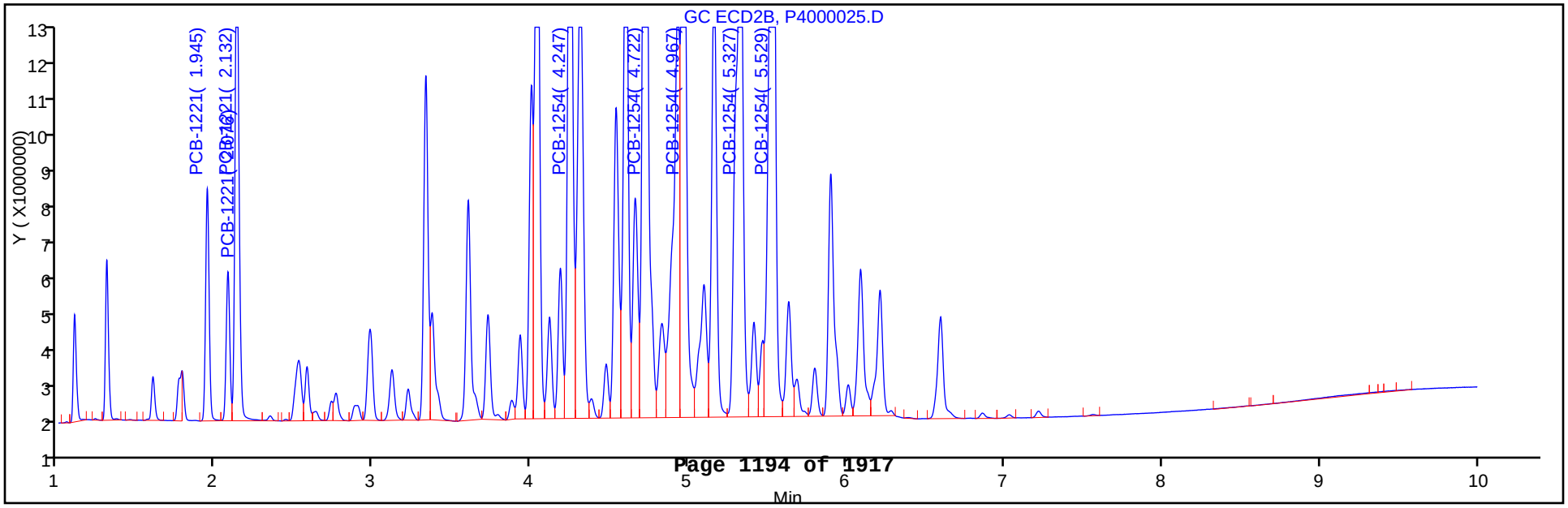

TestAmerica Canton
Target Compound Quantitation Report

Data File:	\\Ncchrom\ChromData\A2HP4\20130123-16796.b\P4000026.D		
Lims ID:	STD2 AR2154	Client ID:	
Inject. Date:	23-Jan-2013 17:23:57	Dil. Factor:	1.0000
Sample Type:	IC	Calib Level:	6
Sample ID:	240-0016796-026		
Misc. Info.:			
Operator:		Instrument ID:	A2HP4
Injection Vol:	1.0 ul	ALS Bottle#:	26
Lims Batch ID:	72953	Lims Sample ID:	26
Sublist:	chrom-PCB4*sub4		
Detector 1 :	GC ECD1A		
Detector 2 :	GC ecd2b		

Method:	\\Ncchrom\ChromData\A2HP4\20130123-16796.b\PCB4.m		
Last Update:	24-Jan-2013 07:49:37	Calib Date:	23-Jan-2013 22:06:47
Quant Method:	External Standard	Quant By:	Initial Calibration
Last ICal File:	\\Ncchrom\ChromData\A2HP4\20130123-16796.b\P4000044.D		
Limit Group:	GC 8082A ICAL		
Integrator:	Falcon		
Column Type:		Column Dia:	
Process Host:	XAWRK022		

First Level Reviewer: hassl Date: 24-Jan-2013 07:40:21

Det	Sig	RT	EXP RT	DLT RT	Response	On-Col Amt ng/ul	Ratio Range	Ratio	Flags
3 PCB-1221									
1	2	1.399	1.400	-0.001	24116102	1.77		100.0	
1	3	1.507	1.508	-0.001	13272611	1.70	30.4- 80.4	55.0	
1	4	1.537	1.537	0.000	58349901	1.74	210.8- 260.8	242.0	
			Average of Peak Amounts =			1.74			
2	4	1.945	1.945	0.000	19996841	1.75		100.0	
2	5	2.076	2.075	0.001	12924102	1.70	36.5- 96.5	64.6	
2	6	2.132	2.132	0.000	47906616	1.74	208.4- 268.4	239.6	
			Average of Peak Amounts =			1.73			
						RPD = 0.53			
8 PCB-1254									
1	100	3.333	3.334	-0.001	148136410	1.91		100.0	
1	2	3.718	3.720	-0.002	153118369	1.89	81.7- 131.7	103.4	
1	3	4.002	4.002	0.000	120011807	2.07	48.4- 98.4	81.0	
1	4	4.192	4.193	-0.001	102324559	1.92	42.7- 92.7	69.1	
1	5	4.476	4.476	0.000	155252007	1.98	73.8- 123.8	104.8	
			Average of Peak Amounts =			1.95			
2	6	4.246	4.245	0.001	87185334	1.86		100.0	
2	7	4.722	4.721	0.001	140153774	1.92	125.3- 185.3	160.8	
2	8	4.967	4.966	0.001	94572630	1.98	72.4- 132.4	108.5	
2	9	5.327	5.326	0.001	107090023	1.96	85.8- 145.8	122.8	
2	10	5.531	5.530	0.001	132515112	1.95	115.2- 175.2	152.0	
			Average of Peak Amounts =			1.94			
						RPD = 0.94			

Report Date: 24-Jan-2013 07:49:38 Chrom Revision: 2.0 27-Nov-2012 13:14:12

TestAmerica Canton

Data File:	\\Ncchrom\ChromData\A2HP4\20130123-16796.b\P4000026.D		
Injection Date:	23-Jan-2013 17:23:57	Limit Group:	GC 8082A ICAL
Client ID:		Instrument ID:	A2HP4
Lims Batch ID:	72953	Lims Sample ID:	26
Operator ID:		Injection Vol:	1.0 ul
Column Type:		Column Dia:	

Y Scaling: Method Defined: Set to Absolute Y Value

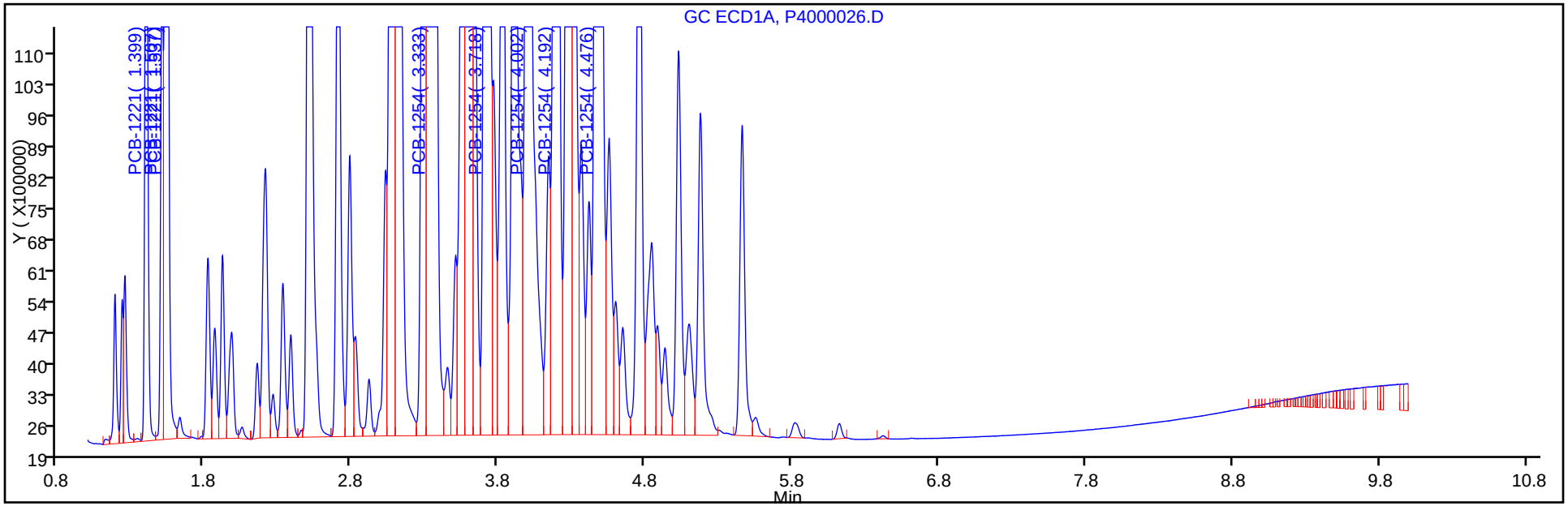

Y Scaling: Method Defined: Set to Absolute Y Value

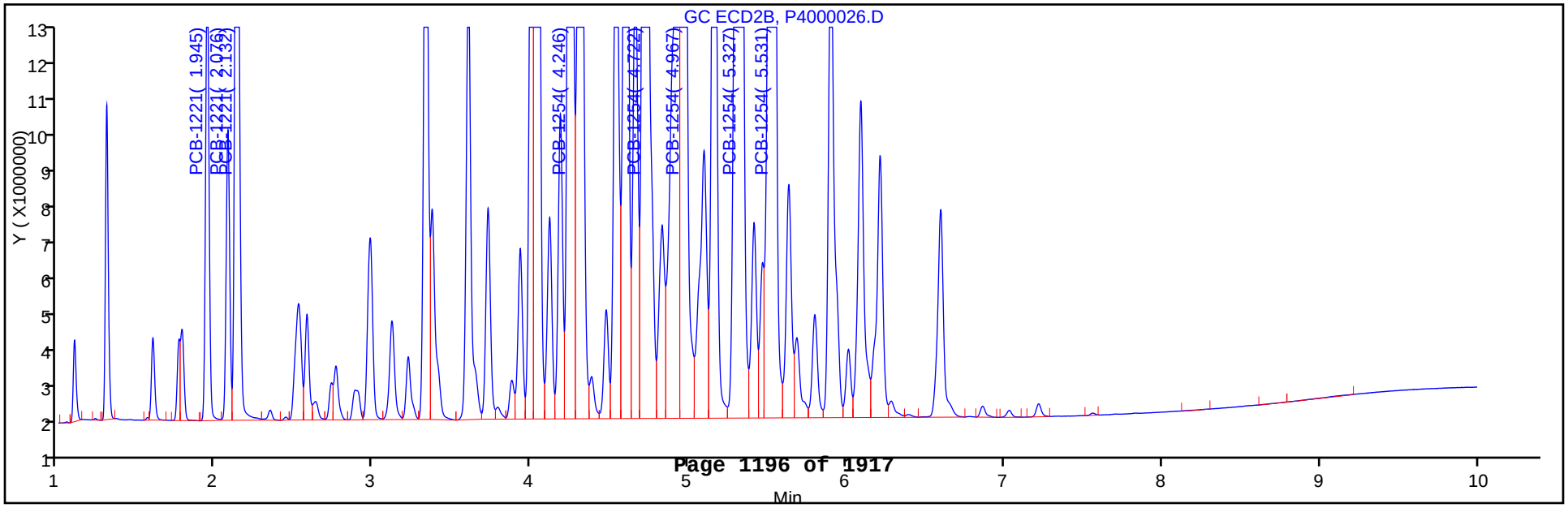

FORM VI
PCBS INITIAL CALIBRATION DATA
EXTERNAL STANDARD RETENTION TIME SUMMARY

Lab Name: TestAmerica Canton Job No.: 240-21987-1 Analy Batch No.: 72953

SDG No.:

Instrument ID: A2HP4 GC Column: CLP-1 ID: 0.53(mm) Heated Purge: (Y/N) N

Calibration Start Date: 01/23/2013 17:39 Calibration End Date: 01/23/2013 18:58 Calibration ID: 13429

Calibration Files:

LEVEL:	LAB SAMPLE ID:	LAB FILE ID:
Level 1	STD005 240-72953/27	P4000027.D
Level 2	STD01 240-72953/28	P4000028.D
Level 3	STD02 240-72953/29	P4000029.D
Level 4	STD05 240-72953/30	P4000030.D
Level 5	STD1 240-72953/31	P4000031.D
Level 6	STD2 240-72953/32	P4000032.D

ANALYTE	LVL 1	LVL 2	LVL 3	LVL 4	LVL 5	LVL 6					RT WINDOW	AVG RT
PCB-1016 Peak 1	1.538	1.538	1.539	1.538	1.538	1.538					1.438 - 1.638	1.538
PCB-1016 Peak 2	1.819	1.819	1.820	1.819	1.819	1.819					1.719 - 1.919	1.819
PCB-1016 Peak 3	2.211	2.210	2.211	2.210	2.210	2.211					2.110 - 2.310	2.211
PCB-1016 Peak 4	2.331	2.331	2.331	2.330	2.330	2.330					2.230 - 2.430	2.331
PCB-1016 Peak 5	2.708	2.710	2.710	2.709	2.709	2.708					2.609 - 2.809	2.709
PCB-1260 Peak 1	3.908	3.908	3.908	3.908	3.908	3.907					3.808 - 4.008	3.908
PCB-1260 Peak 2	4.194	4.195	4.195	4.195	4.195	4.194					4.095 - 4.295	4.195
PCB-1260 Peak 3	4.474	4.475	4.475	4.475	4.475	4.474					4.375 - 4.575	4.475
PCB-1260 Peak 4	5.176	5.175	5.176	5.176	5.176	5.175					5.076 - 5.276	5.176
PCB-1260 Peak 5	5.460	5.460	5.460	5.459	5.460	5.459					5.359 - 5.559	5.460
Tetrachloro-m-xylene	1.269	1.269	1.270	1.269	1.270	1.269					1.169 - 1.369	1.269
DCB Decachlorobiphenyl	6.617	6.618	6.617	6.616	6.616	6.617					6.516 - 6.716	6.617

FORM VI
PCBS INITIAL CALIBRATION DATA
EXTERNAL STANDARD CURVE EVALUATION

Lab Name: TestAmerica Canton Job No.: 240-21987-1 Analy Batch No.: 72953

SDG No.:

Instrument ID: A2HP4 GC Column: CLP-1 ID: 0.53(mm) Heated Purge: (Y/N) N

Calibration Start Date: 01/23/2013 17:39 Calibration End Date: 01/23/2013 18:58 Calibration ID: 13429

Calibration Files:

LEVEL:	LAB SAMPLE ID:	LAB FILE ID:
Level 1	STD005 240-72953/27	P4000027.D
Level 2	STD01 240-72953/28	P4000028.D
Level 3	STD02 240-72953/29	P4000029.D
Level 4	STD05 240-72953/30	P4000030.D
Level 5	STD1 240-72953/31	P4000031.D
Level 6	STD2 240-72953/32	P4000032.D

ANALYTE	CF				CURVE TYPE	COEFFICIENT			#	MIN CF	%RSD	#	MAX %RSD	R^2 OR COD	#	MIN R^2 OR COD
	LVL 1 LVL 5	LVL 2 LVL 6	LVL 3	LVL 4		B	M1	M2								
PCB-1016 Peak 1	30338840 22763051	26770610 21159418	24884225	23512384	Ave		24904754.6				13.0		20.0			
PCB-1016 Peak 2	54488700 41873472	48678190 38773254	45465140	43490016	Ave		45461461.9				12.0		20.0			
PCB-1016 Peak 3	100913920 89309171	93434850 85587206	89746580	89968490	Ave		91493369.5				5.7		20.0			
PCB-1016 Peak 4	46621260 39203590	42856090 36931699	40509565	39419012	Ave		40923536.0				8.3		20.0			
PCB-1016 Peak 5	46737860 39308284	43602380 37258146	41198490	39692852	Ave		41299668.7				8.2		20.0			
PCB-1260 Peak 1	67486340 57684671	62595790 55385528	59783325	58122966	Ave		60176436.7				7.2		20.0			
PCB-1260 Peak 2	119412860 103941899	111074050 99528178	106587420	104439676	Ave		107497347				6.5		20.0			
PCB-1260 Peak 3	116215740 105582253	108757630 102206743	106262580	104997792	Ave		107337123				4.5		20.0			
PCB-1260 Peak 4	126114980 122952733	120662100 119539431	120901215	121229960	Ave		121900070				1.9		20.0			
PCB-1260 Peak 5	64487360 61431693	62224570 59935222	61141395	60222176	Ave		61573736.1				2.7		20.0			
Tetrachloro-m-xylene	1618459200 1449045480	1458974200 1362467390	1441350300	1442071440	Ave		1462061335				5.8		20.0			
DCB Decachlorobiphenyl	1417926800 1247227280	1307133600 1188265260	1303955300	1238364640	Ave		1283812147				6.2		20.0			

Note: The m1 coefficient is the same as Ave CF for an Ave curve type.

FORM VI
PCBS INITIAL CALIBRATION DATA
EXTERNAL STANDARD RESPONSE AND CONCENTRATION

Lab Name: TestAmerica Canton Job No.: 240-21987-1 Analy Batch No.: 72953

SDG No.:

Instrument ID: A2HP4 GC Column: CLP-1 ID: 0.53(mm) Heated Purge: (Y/N) N

Calibration Start Date: 01/23/2013 17:39 Calibration End Date: 01/23/2013 18:58 Calibration ID: 13429

Calibration Files:

LEVEL:	LAB SAMPLE ID:	LAB FILE ID:
Level 1	STD005 240-72953/27	P4000027.D
Level 2	STD01 240-72953/28	P4000028.D
Level 3	STD02 240-72953/29	P4000029.D
Level 4	STD05 240-72953/30	P4000030.D
Level 5	STD1 240-72953/31	P4000031.D
Level 6	STD2 240-72953/32	P4000032.D

ANALYTE	CURVE TYPE	RESPONSE					CONCENTRATION (NG/UL)				
		LVL 1 LVL 6	LVL 2	LVL 3	LVL 4	LVL 5	LVL 1 LVL 6	LVL 2	LVL 3	LVL 4	LVL 5
PCB-1016 Peak 1	Ave	1516942 42318835	2677061	4976845	11756192	22763051	0.0500 2.00	0.100	0.200	0.500	1.00
PCB-1016 Peak 2	Ave	2724435 77546507	4867819	9093028	21745008	41873472	0.0500 2.00	0.100	0.200	0.500	1.00
PCB-1016 Peak 3	Ave	5045696 171174412	9343485	17949316	44984245	89309171	0.0500 2.00	0.100	0.200	0.500	1.00
PCB-1016 Peak 4	Ave	2331063 73863398	4285609	8101913	19709506	39203590	0.0500 2.00	0.100	0.200	0.500	1.00
PCB-1016 Peak 5	Ave	2336893 74516292	4360238	8239698	19846426	39308284	0.0500 2.00	0.100	0.200	0.500	1.00
PCB-1260 Peak 1	Ave	3374317 110771056	6259579	11956665	29061483	57684671	0.0500 2.00	0.100	0.200	0.500	1.00
PCB-1260 Peak 2	Ave	5970643 199056355	11107405	21317484	52219838	103941899	0.0500 2.00	0.100	0.200	0.500	1.00
PCB-1260 Peak 3	Ave	5810787 204413485	10875763	21252516	52498896	105582253	0.0500 2.00	0.100	0.200	0.500	1.00
PCB-1260 Peak 4	Ave	6305749 239078863	12066210	24180243	60614980	122952733	0.0500 2.00	0.100	0.200	0.500	1.00
PCB-1260 Peak 5	Ave	3224368 119870445	6222457	12228279	30111088	61431693	0.0500 2.00	0.100	0.200	0.500	1.00
Tetrachloro-m-xylene	Ave	4046148 136246739	7294871	14413503	36051786	72452274	0.00250 0.100	0.00500	0.0100	0.0250	0.0500
DCB Decachlorobiphenyl	Ave	3544817 118826526	6535668	13039553	30959116	62361364	0.00250 0.100	0.00500	0.0100	0.0250	0.0500

Curve Type Legend:

Ave = Average

TestAmerica Canton
Target Compound Quantitation Report

Data File:	\\Ncchrom\ChromData\A2HP4\20130123-16796.b\P4000027.D		
Lims ID:	STD005 1660	Client ID:	
Inject. Date:	23-Jan-2013 17:39:41	Dil. Factor:	1.0000
Sample Type:	IC	Calib Level:	1
Sample ID:	240-0016796-027		
Misc. Info.:			
Operator:		Instrument ID:	A2HP4
Injection Vol:	1.0 ul	ALS Bottle#:	27
Lims Batch ID:	72953	Lims Sample ID:	27
Sublist:	chrom-PCB4*sub5		
Detector 1 :	GC ECD1A		
Detector 2 :	GC ecd2b		

Method:	\\Ncchrom\ChromData\A2HP4\20130123-16796.b\PCB4.m		
Last Update:	24-Jan-2013 07:49:35	Calib Date:	23-Jan-2013 22:06:47
Quant Method:	External Standard	Quant By:	Initial Calibration
Last ICal File:	\\Ncchrom\ChromData\A2HP4\20130123-16796.b\P4000044.D		
Limit Group:	GC 8082A ICAL		
Integrator:	Falcon		
Column Type:		Column Dia:	
Process Host:	XAWRK022		

Det	Sig	RT	EXP RT	DLT RT	Response	On-Col Amt ng/ul	Ratio Range	Ratio	Flags
$ 2 Tetrachloro-m-xylene									
1	44	1.269	1.269	0.000	4046148	0.002767			
2	2	1.672	1.671	0.001	2993071	0.002614			
						RPD = 5.70			
6 PCB-1016									
1	100	1.538	1.538	0.000	1516942	0.0609		100.0	
1	2	1.819	1.819	0.000	2724435	0.0599	157.7- 207.7	179.6	
1	3	2.211	2.210	0.001	5045696	0.0551	335.7- 385.7	332.6	
1	4	2.331	2.330	0.001	2331063	0.0570	127.8- 197.8	153.7	
1	5	2.708	2.709	-0.001	2336893	0.0566	140.6- 190.6	154.1	
			Average of Peak Amounts =			0.0579			
2	6	2.132	2.133	-0.001	1109156	0.0580		100.0	
2	7	2.527	2.527	0.000	2223194	0.0579	173.3- 233.3	200.4	
2	8	2.978	2.978	0.000	4100024	0.0535	368.6- 428.6	369.7	
2	9	3.115	3.116	-0.001	1810246	0.0546	147.6- 207.6	163.2	
2	10	3.218	3.219	-0.001	1373024	0.0530	109.0- 169.0	123.8	
			Average of Peak Amounts =			0.0554			
						RPD = 4.45			

Report Date: 24-Jan-2013 07:49:36 Chrom Revision: 2.0 27-Nov-2012 13:14:12
Data File: \\Ncchrom\ChromData\A2HP4\20130123-16796.b\P4000027.D

Det	Sig	RT	EXP RT	DLT RT	Response	On-Col Amt ng/ul	Ratio Range	Ratio	Flags
10 PCB-1260									
1	100	3.908	3.908	0.000	3374317	0.0561		100.0	
1	2	4.194	4.195	-0.001	5970643	0.0555	153.3- 203.3	176.9	
1	3	4.474	4.475	-0.001	5810787	0.0541	152.7- 202.7	172.2	
1	4	5.176	5.176	0.000	6305749	0.0517	177.2- 227.2	186.9	
1	5	5.460	5.459	0.001	3224368	0.0524	77.3- 127.3	95.6	
			Average of Peak Amounts =			0.0540			
2	6	4.928	4.929	-0.001	2957671	0.0548		100.0	
2	7	5.159	5.159	0.000	3414553	0.0543	86.6- 146.6	115.4	
2	8	5.527	5.527	0.000	4983028	0.0535	141.2- 201.2	168.5	
2	9	6.213	6.213	0.000	5865039	0.0526	175.0- 235.0	198.3	
2	10	6.593	6.594	-0.001	4259967	0.0538	115.7- 175.7	144.0	
			Average of Peak Amounts =			0.0538			
						RPD = 0.34			
$ 12 DCB Decachlorobiphenyl									
1	100	6.617	6.616	0.001	3544817	0.002761			
2	2	7.832	7.830	0.002	3084435	0.002810			
						RPD = 1.77			

Report Date: 24-Jan-2013 07:49:36 Chrom Revision: 2.0 27-Nov-2012 13:14:12

TestAmerica Canton

Data File:	\\Ncchrom\ChromData\A2HP4\20130123-16796.b\P4000027.D		
Injection Date:	23-Jan-2013 17:39:41	Limit Group:	GC 8082A ICAL
Client ID:		Instrument ID:	A2HP4
Lims Batch ID:	72953	Lims Sample ID:	27
Operator ID:		Injection Vol:	1.0 ul
Column Type:		Column Dia:	

Y Scaling: Method Defined: Set to Absolute Y Value

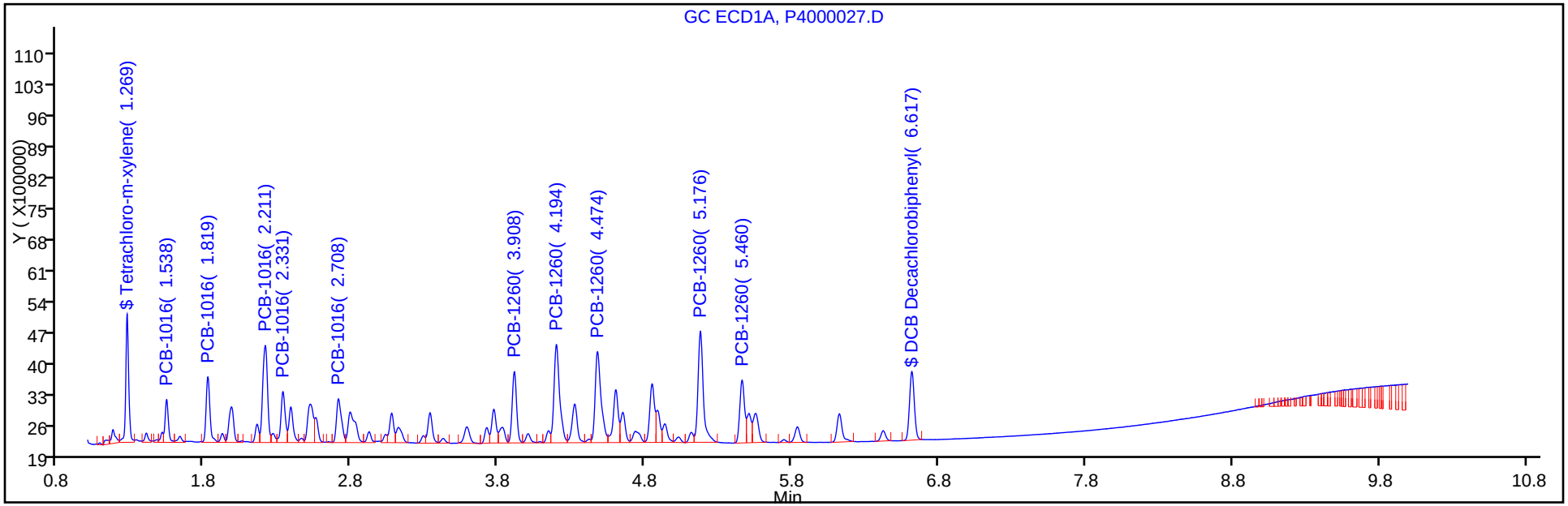

Y Scaling: Method Defined: Set to Absolute Y Value

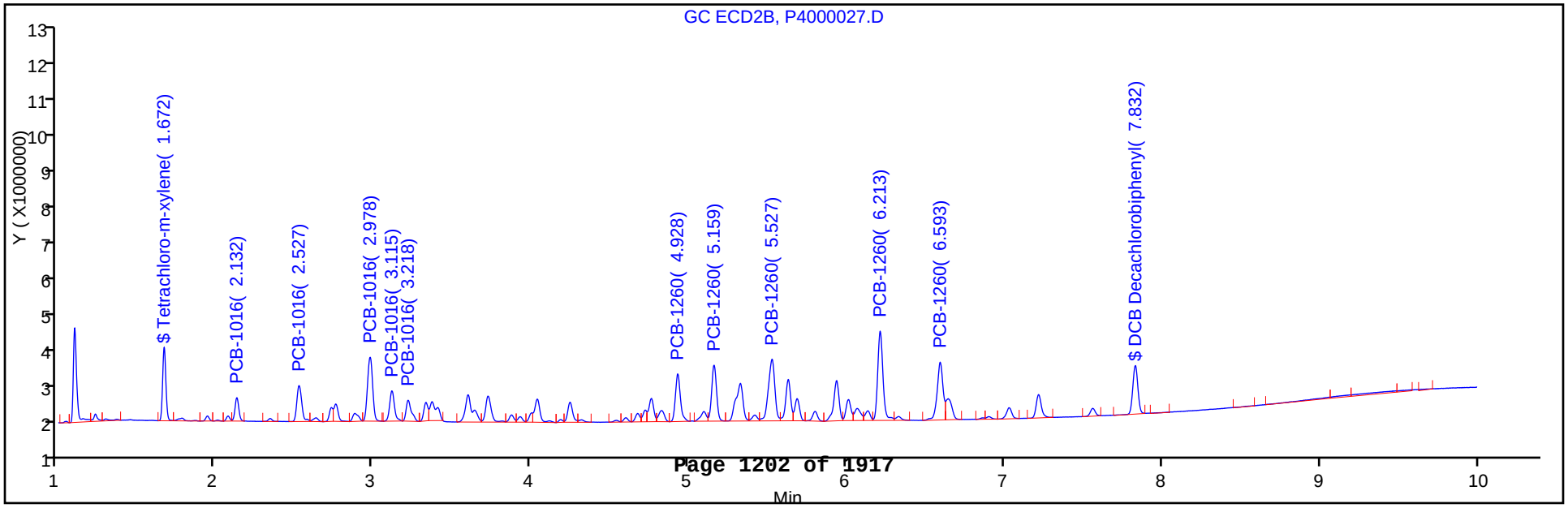

TestAmerica Canton
Target Compound Quantitation Report

Data File:	\\Ncchrom\ChromData\A2HP4\20130123-16796.b\P4000028.D		
Lims ID:	STD01 1660	Client ID:	
Inject. Date:	23-Jan-2013 17:55:23	Dil. Factor:	1.0000
Sample Type:	IC	Calib Level:	2
Sample ID:	240-0016796-028		
Misc. Info.:			
Operator:		Instrument ID:	A2HP4
Injection Vol:	1.0 ul	ALS Bottle#:	28
Lims Batch ID:	72953	Lims Sample ID:	28
Sublist:	chrom-PCB4*sub5		
Detector 1 :	GC ECD1A		
Detector 2 :	GC ecd2b		

Method:	\\Ncchrom\ChromData\A2HP4\20130123-16796.b\PCB4.m		
Last Update:	24-Jan-2013 07:49:33	Calib Date:	23-Jan-2013 22:06:47
Quant Method:	External Standard	Quant By:	Initial Calibration
Last ICal File:	\\Ncchrom\ChromData\A2HP4\20130123-16796.b\P4000044.D		
Limit Group:	GC 8082A ICAL		
Integrator:	Falcon		
Column Type:		Column Dia:	
Process Host:	XAWRK022		

Det	Sig	RT	EXP RT	DLT RT	Response	On-Col Amt ng/ul	Ratio Range	Ratio	Flags
$ 2 Tetrachloro-m-xylene									
1	44	1.269	1.269	0.000	7294871	0.004989			
2	2	1.671	1.671	0.000	5559390	0.004855			
						RPD = 2.73			
6 PCB-1016									
1	100	1.538	1.538	0.000	2677061	0.1075		100.0	
1	2	1.819	1.819	0.000	4867819	0.1071	157.7- 207.7	181.8	
1	3	2.210	2.210	0.000	9343485	0.1021	335.7- 385.7	349.0	
1	4	2.331	2.330	0.001	4285609	0.1047	127.8- 197.8	160.1	
1	5	2.710	2.709	0.001	4360238	0.1056	140.6- 190.6	162.9	
			Average of Peak Amounts =			0.1054			
2	6	2.132	2.133	-0.001	2043841	0.1068		100.0	
2	7	2.527	2.527	0.000	4089639	0.1065	173.3- 233.3	200.1	
2	8	2.979	2.978	0.001	7612172	0.0994	368.6- 428.6	372.4	
2	9	3.115	3.116	-0.001	3313475	0.0999	147.6- 207.6	162.1	
2	10	3.219	3.219	0.000	2543529	0.0981	109.0- 169.0	124.4	
			Average of Peak Amounts =			0.1021			
						RPD = 3.14			

Det	Sig	RT	EXP RT	DLT RT	Response	On-Col Amt ng/ul	Ratio Range	Ratio	Flags
10 PCB-1260									
1	100	3.908	3.908	0.000	6259579	0.1040		100.0	
1	2	4.195	4.195	0.000	11107405	0.1033	153.3- 203.3	177.4	
1	3	4.475	4.475	0.000	10875763	0.1013	152.7- 202.7	173.7	
1	4	5.175	5.176	-0.001	12066210	0.0990	177.2- 227.2	192.8	
1	5	5.460	5.459	0.001	6222457	0.1011	77.3- 127.3	99.4	
			Average of Peak Amounts =			0.1017			
2	6	4.930	4.929	0.001	5653485	0.1047		100.0	
2	7	5.160	5.159	0.001	6546715	0.1041	86.6- 146.6	115.8	
2	8	5.526	5.527	-0.001	9497859	0.1019	141.2- 201.2	168.0	
2	9	6.213	6.213	0.000	11204548	0.1006	175.0- 235.0	198.2	
2	10	6.595	6.594	0.001	8044676	0.1015	115.7- 175.7	142.3	
			Average of Peak Amounts =			0.1026			
						RPD = 0.80			
$ 12 DCB Decachlorobiphenyl									
1	100	6.618	6.616	0.002	6535668	0.005091			
2	2	7.832	7.830	0.002	5666970	0.005163			
						RPD = 1.42			

Report Date: 24-Jan-2013 07:49:34 Chrom Revision: 2.0 27-Nov-2012 13:14:12

TestAmerica Canton

Data File:	\\Ncchrom\ChromData\A2HP4\20130123-16796.b\P4000028.D		
Injection Date:	23-Jan-2013 17:55:23	Limit Group:	GC 8082A ICAL
Client ID:		Instrument ID:	A2HP4
Lims Batch ID:	72953	Lims Sample ID:	28
Operator ID:		Injection Vol:	1.0 ul
Column Type:		Column Dia:	

Y Scaling: Method Defined: Set to Absolute Y Value

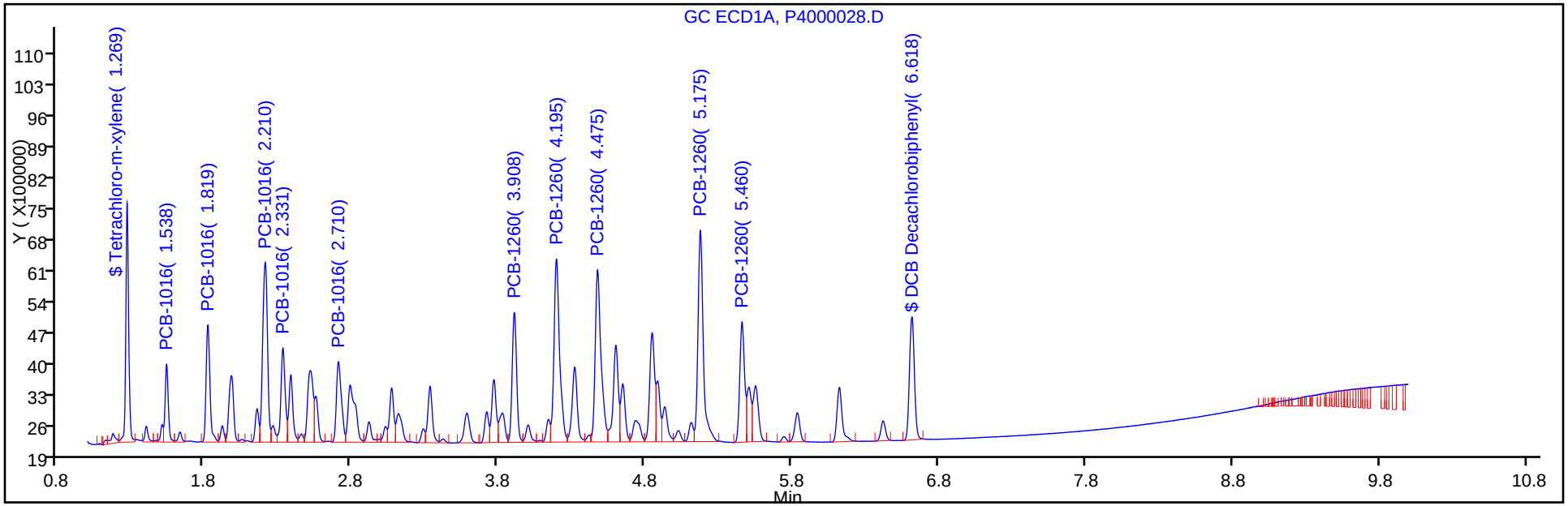

Y Scaling: Method Defined: Set to Absolute Y Value

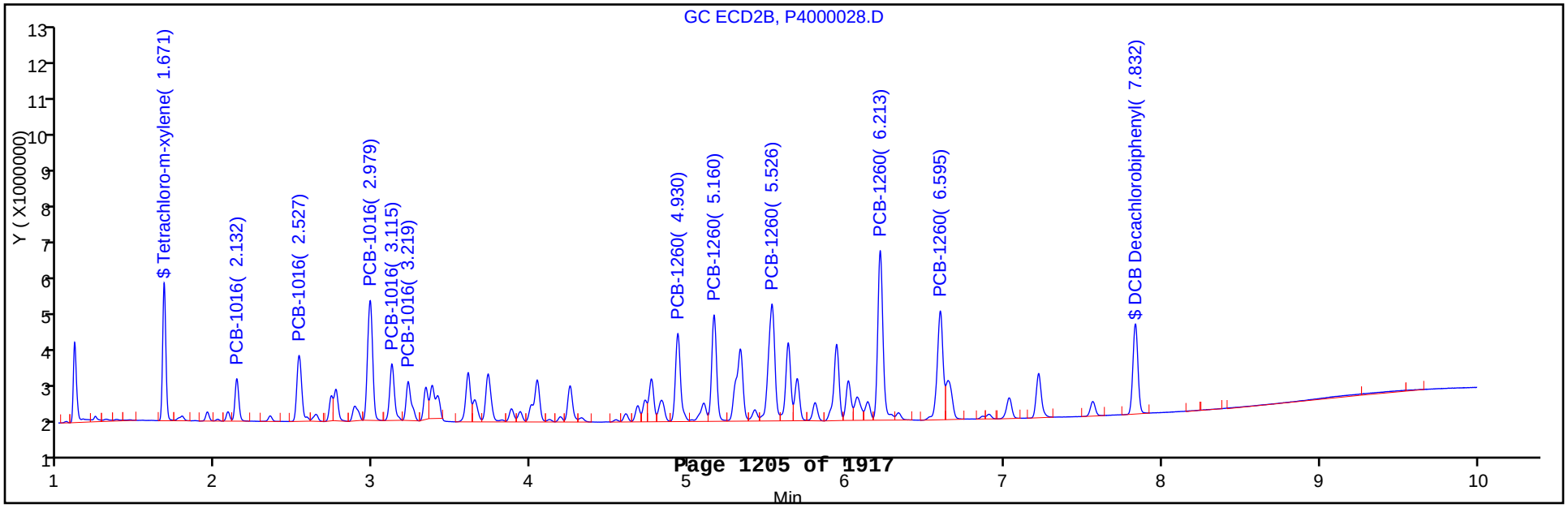

TestAmerica Canton
Target Compound Quantitation Report

Data File:	\\Ncchrom\ChromData\A2HP4\20130123-16796.b\P4000029.D		
Lims ID:	STD02 1660	Client ID:	
Inject. Date:	23-Jan-2013 18:11:08	Dil. Factor:	1.0000
Sample Type:	IC	Calib Level:	3
Sample ID:	240-0016796-029		
Misc. Info.:			
Operator:		Instrument ID:	A2HP4
Injection Vol:	1.0 ul	ALS Bottle#:	29
Lims Batch ID:	72953	Lims Sample ID:	29
Sublist:	chrom-PCB4*sub5		
Detector 1 :	GC ECD1A		
Detector 2 :	GC ecd2b		

Method:	\\Ncchrom\ChromData\A2HP4\20130123-16796.b\PCB4.m		
Last Update:	24-Jan-2013 07:49:30	Calib Date:	23-Jan-2013 22:06:47
Quant Method:	External Standard	Quant By:	Initial Calibration
Last ICal File:	\\Ncchrom\ChromData\A2HP4\20130123-16796.b\P4000044.D		
Limit Group:	GC 8082A ICAL		
Integrator:	Falcon		
Column Type:		Column Dia:	
Process Host:	XAWRK022		

Det	Sig	RT	EXP RT	DLT RT	Response	On-Col Amt ng/ul	Ratio Range	Ratio	Flags
$ 2 Tetrachloro-m-xylene									
1	44	1.270	1.269	0.001	14413503	0.009858			
2	2	1.672	1.671	0.001	11237572	0.009814			
						RPD = 0.45			
6 PCB-1016									
1	100	1.539	1.538	0.001	4976845	0.1998		100.0	
1	2	1.820	1.819	0.001	9093028	0.2000	157.7- 207.7	182.7	
1	3	2.211	2.210	0.001	17949316	0.1962	335.7- 385.7	360.7	
1	4	2.331	2.330	0.001	8101913	0.1980	127.8- 197.8	162.8	
1	5	2.710	2.709	0.001	8239698	0.1995	140.6- 190.6	165.6	
			Average of Peak Amounts =			0.1987			
2	6	2.133	2.133	0.000	3823879	0.1999		100.0	
2	7	2.528	2.527	0.001	7775644	0.2024	173.3- 233.3	203.3	
2	8	2.979	2.978	0.001	15242552	0.1989	368.6- 428.6	398.6	
2	9	3.117	3.116	0.001	6792737	0.2049	147.6- 207.6	177.6	
2	10	3.220	3.219	0.001	5316920	0.2051	109.0- 169.0	139.0	
			Average of Peak Amounts =			0.2022			
						RPD = 1.76			

Det	Sig	RT	EXP RT	DLT RT	Response	On-Col Amt ng/ul	Ratio Range	Ratio	Flags
10 PCB-1260									
1	100	3.908	3.908	0.000	11956665	0.1987		100.0	
1	2	4.195	4.195	0.000	21317484	0.1983	153.3- 203.3	178.3	
1	3	4.475	4.475	0.000	21252516	0.1980	152.7- 202.7	177.7	
1	4	5.176	5.176	0.000	24180243	0.1984	177.2- 227.2	202.2	
1	5	5.460	5.459	0.001	12228279	0.1986	77.3- 127.3	102.3	
			Average of Peak Amounts =			0.1984			
2	6	4.930	4.929	0.001	10771091	0.1995		100.0	
2	7	5.160	5.159	0.001	12560305	0.1997	86.6- 146.6	116.6	
2	8	5.526	5.527	-0.001	18441956	0.1979	141.2- 201.2	171.2	
2	9	6.213	6.213	0.000	22076749	0.1981	175.0- 235.0	205.0	
2	10	6.595	6.594	0.001	15693347	0.1980	115.7- 175.7	145.7	
			Average of Peak Amounts =			0.1987			
						RPD = 0.13			
$ 12 DCB Decachlorobiphenyl									
1	100	6.617	6.616	0.001	13039553	0.0102			
2	2	7.832	7.830	0.002	11241456	0.0102			
						RPD = 0.84			

Report Date: 24-Jan-2013 07:49:32 Chrom Revision: 2.0 27-Nov-2012 13:14:12

TestAmerica Canton

Data File:	\\Ncchrom\ChromData\A2HP4\20130123-16796.b\P4000029.D		
Injection Date:	23-Jan-2013 18:11:08	Limit Group:	GC 8082A ICAL
Client ID:		Instrument ID:	A2HP4
Lims Batch ID:	72953	Lims Sample ID:	29
Operator ID:		Injection Vol:	1.0 ul
Column Type:		Column Dia:	

Y Scaling: Method Defined: Set to Absolute Y Value

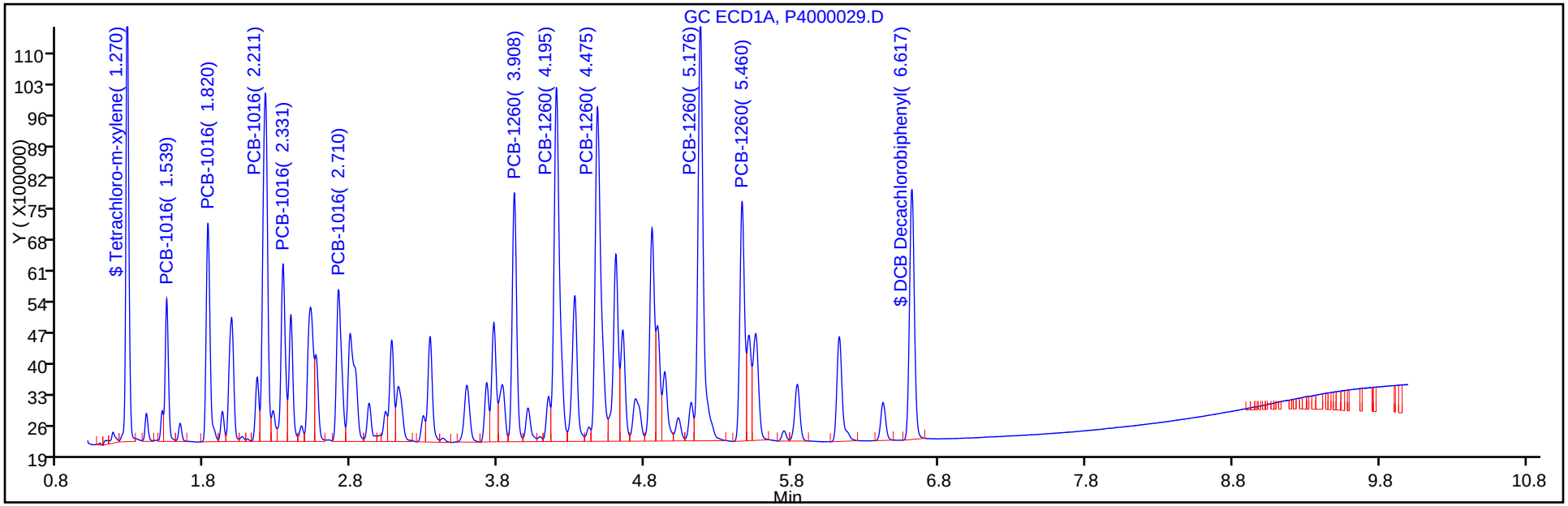

Y Scaling: Method Defined: Set to Absolute Y Value

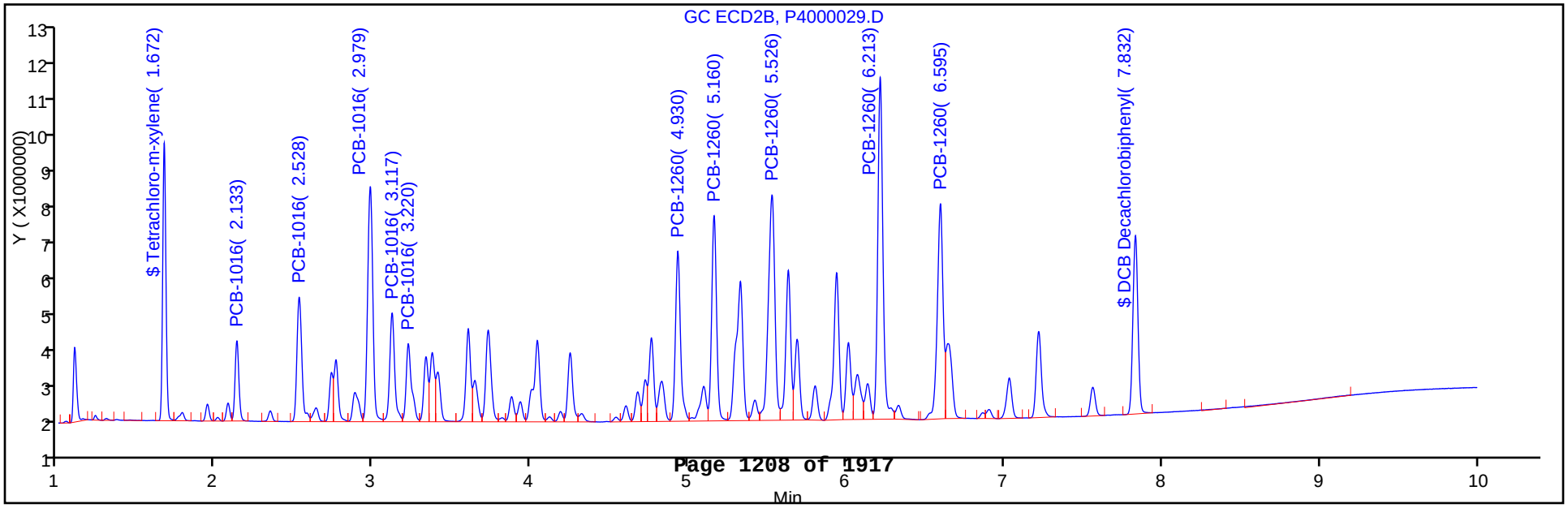

TestAmerica Canton
Target Compound Quantitation Report

Data File:	\\Ncchrom\ChromData\A2HP4\20130123-16796.b\P4000030.D		
Lims ID:	STD05 1660	Client ID:	
Inject. Date:	23-Jan-2013 18:26:48	Dil. Factor:	1.0000
Sample Type:	ICRT	Calib Level:	4
Sample ID:	240-0016796-030		
Misc. Info.:			
Operator:		Instrument ID:	A2HP4
Injection Vol:	1.0 ul	ALS Bottle#:	30
Lims Batch ID:	72953	Lims Sample ID:	30
Sublist:	chrom-PCB4*sub5		
Detector 1 :	GC ECD1A		
Detector 2 :	GC ecd2b		

Method:	\\Ncchrom\ChromData\A2HP4\20130123-16796.b\PCB4.m		
Last Update:	24-Jan-2013 07:49:28	Calib Date:	23-Jan-2013 22:06:47
Quant Method:	External Standard	Quant By:	Initial Calibration
Last ICal File:	\\Ncchrom\ChromData\A2HP4\20130123-16796.b\P4000044.D		
Limit Group:	GC 8082A ICAL		
Integrator:	Falcon		
Column Type:		Column Dia:	
Process Host:	XAWRK022		

Det	Sig	RT	EXP RT	DLT RT	Response	On-Col Amt ng/ul	Ratio Range	Ratio	Flags
$ 2 Tetrachloro-m-xylene									
1	44	1.269	1.269	0.000	36051786	0.0247			
2	2	1.671	1.671	0.000	28566441	0.0249			
						RPD = 1.17			
6 PCB-1016									
1	100	1.538	1.538	0.000	11756192	0.4720		100.0	
1	2	1.819	1.819	0.000	21745008	0.4783	157.7- 207.7	185.0	
1	3	2.210	2.210	0.000	44984245	0.4917	335.7- 385.7	382.6	
1	4	2.330	2.330	0.000	19709506	0.4816	127.8- 197.8	167.7	
1	5	2.709	2.709	0.000	19846426	0.4805	140.6- 190.6	168.8	
			Average of Peak Amounts =			0.4808			
2	6	2.133	2.133	0.000	9250986	0.4836		100.0	
2	7	2.527	2.527	0.000	18577290	0.4836	173.3- 233.3	200.8	
2	8	2.978	2.978	0.000	38084148	0.4971	368.6- 428.6	411.7	
2	9	3.116	3.116	0.000	16327982	0.4925	147.6- 207.6	176.5	
2	10	3.219	3.219	0.000	12879316	0.4968	109.0- 169.0	139.2	
			Average of Peak Amounts =			0.4907			
						RPD = 2.03			

Report Date: 24-Jan-2013 07:49:29 Chrom Revision: 2.0 27-Nov-2012 13:14:12
Data File: \\Ncchrom\ChromData\A2HP4\20130123-16796.b\P4000030.D

Det	Sig	RT	EXP RT	DLT RT	Response	On-Col Amt ng/ul	Ratio Range	Ratio	Flags
10 PCB-1260									
1	100	3.908	3.908	0.000	29061483	0.4829		100.0	
1	2	4.195	4.195	0.000	52219838	0.4858	153.3- 203.3	179.7	
1	3	4.475	4.475	0.000	52498896	0.4891	152.7- 202.7	180.6	
1	4	5.176	5.176	0.000	60614980	0.4973	177.2- 227.2	208.6	
1	5	5.459	5.459	0.000	30111088	0.4890	77.3- 127.3	103.6	
			Average of Peak Amounts =			0.4888			
2	6	4.929	4.929	0.000	26093141	0.4833		100.0	
2	7	5.159	5.159	0.000	30426541	0.4837	86.6- 146.6	116.6	
2	8	5.527	5.527	0.000	45577639	0.4892	141.2- 201.2	174.7	
2	9	6.213	6.213	0.000	55108750	0.4946	175.0- 235.0	211.2	
2	10	6.594	6.594	0.000	38615425	0.4872	115.7- 175.7	148.0	
			Average of Peak Amounts =			0.4876			
						RPD = 0.25			
$ 12 DCB Decachlorobiphenyl									
1	100	6.616	6.616	0.000	30959116	0.0241			
2	2	7.830	7.830	0.000	26303358	0.0240			
						RPD = 0.62			

Report Date: 24-Jan-2013 07:49:29 Chrom Revision: 2.0 27-Nov-2012 13:14:12

TestAmerica Canton

Data File:	\\Ncchrom\ChromData\A2HP4\20130123-16796.b\P4000030.D		
Injection Date:	23-Jan-2013 18:26:48	Limit Group:	GC 8082A ICAL
Client ID:		Instrument ID:	A2HP4
Lims Batch ID:	72953	Lims Sample ID:	30
Operator ID:		Injection Vol:	1.0 ul
Column Type:		Column Dia:	

Y Scaling: Method Defined: Set to Absolute Y Value

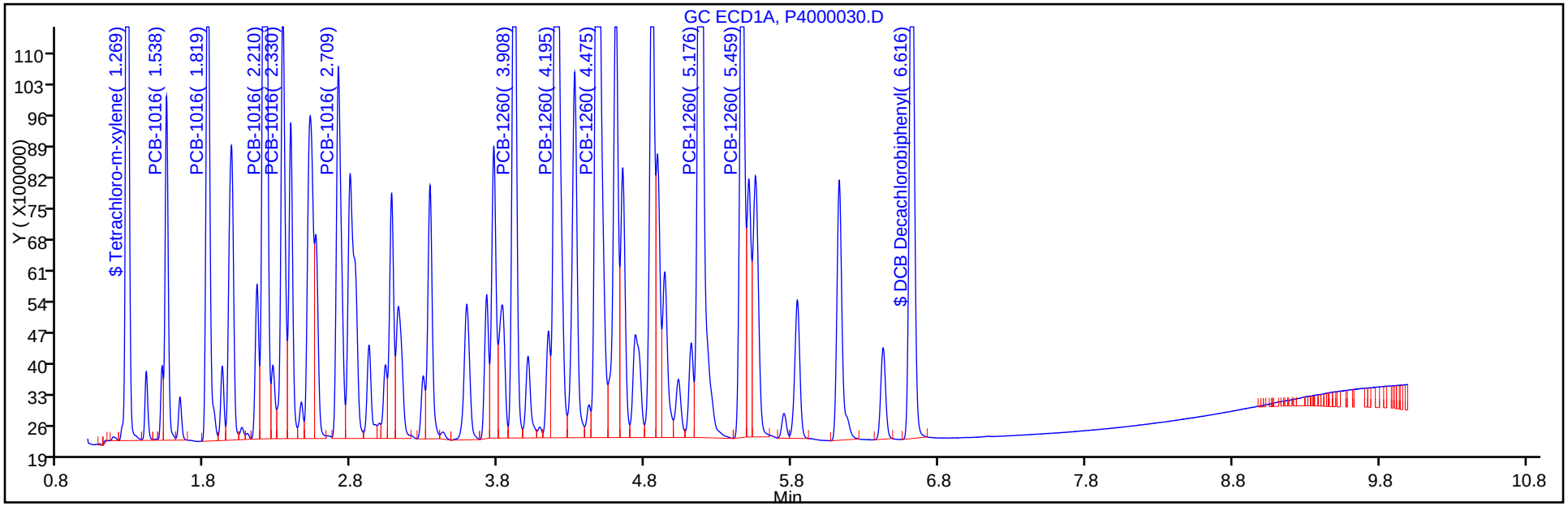

Y Scaling: Method Defined: Set to Absolute Y Value

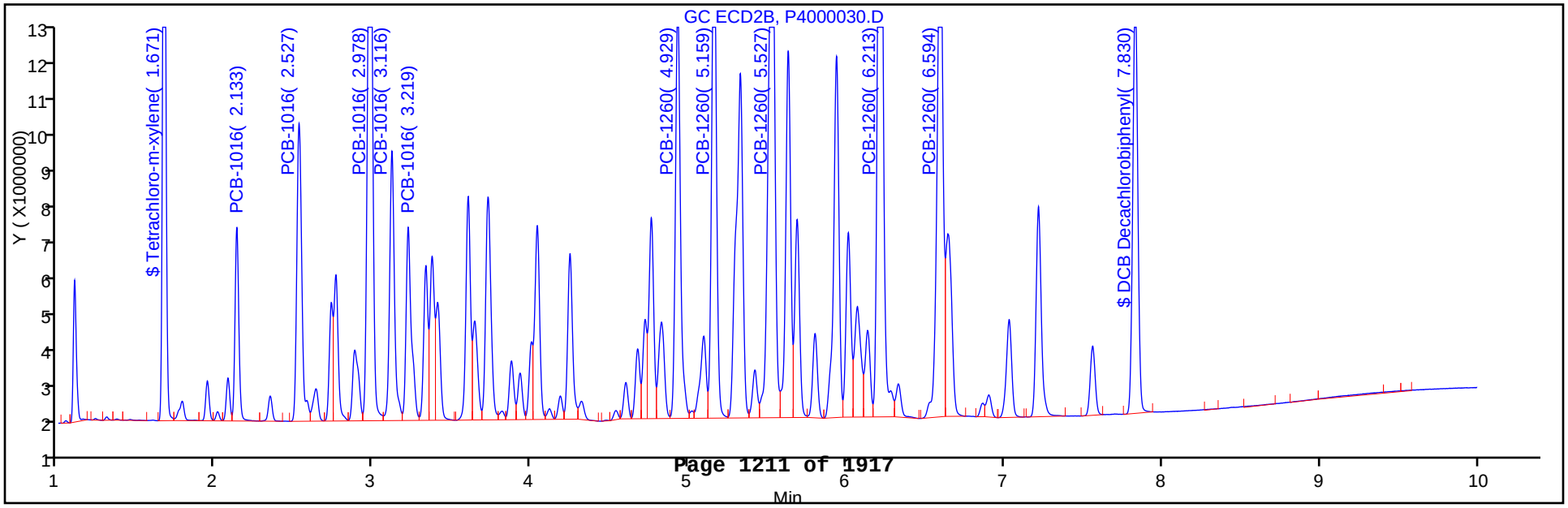

TestAmerica Canton
Target Compound Quantitation Report

Data File:	\\Ncchrom\ChromData\A2HP4\20130123-16796.b\P4000031.D		
Lims ID:	STD1 1660	Client ID:	
Inject. Date:	23-Jan-2013 18:42:33	Dil. Factor:	1.0000
Sample Type:	IC	Calib Level:	5
Sample ID:	240-0016796-031		
Misc. Info.:			
Operator:		Instrument ID:	A2HP4
Injection Vol:	1.0 ul	ALS Bottle#:	31
Lims Batch ID:	72953	Lims Sample ID:	31
Sublist:	chrom-PCB4*sub5		
Detector 1 :	GC ECD1A		
Detector 2 :	GC ecd2b		

Method:	\\Ncchrom\ChromData\A2HP4\20130123-16796.b\PCB4.m		
Last Update:	24-Jan-2013 07:49:26	Calib Date:	23-Jan-2013 22:06:47
Quant Method:	External Standard	Quant By:	Initial Calibration
Last ICal File:	\\Ncchrom\ChromData\A2HP4\20130123-16796.b\P4000044.D		
Limit Group:	GC 8082A ICAL		
Integrator:	Falcon		
Column Type:		Column Dia:	
Process Host:	XAWRK022		

First Level Reviewer: hassl Date: 24-Jan-2013 07:43:09

Det	Sig	RT	EXP RT	DLT RT	Response	On-Col Amt ng/ul	Ratio Range	Ratio	Flags
$ 2 Tetrachloro-m-xylene									
1	44	1.270	1.269	0.001	72452274	0.0496			
2	2	1.671	1.671	0.000	58027048	0.0507			
						RPD = 2.24			
6 PCB-1016									M
1	100	1.538	1.538	0.000	22763051	0.9140		100.0	
1	2	1.819	1.819	0.000	41873472	0.9211	157.7- 207.7	184.0	M
1	3	2.210	2.210	0.000	89309171	0.9761	335.7- 385.7	392.3	M
1	4	2.330	2.330	0.000	39203590	0.9580	127.8- 197.8	172.2	M
1	5	2.709	2.709	0.000	39308284	0.9518	140.6- 190.6	172.7	M
			Average of Peak Amounts =			0.9442			
2	6	2.132	2.133	-0.001	17735743	0.9271		100.0	
2	7	2.527	2.527	0.000	35665826	0.9285	173.3- 233.3	201.1	
2	8	2.979	2.978	0.001	75793095	0.9892	368.6- 428.6	427.3	
2	9	3.116	3.116	0.000	32110611	0.9685	147.6- 207.6	181.1	
2	10	3.220	3.219	0.001	25489545	0.9832	109.0- 169.0	143.7	
			Average of Peak Amounts =			0.9593			
						RPD = 1.59			

Report Date: 24-Jan-2013 07:49:27 Chrom Revision: 2.0 27-Nov-2012 13:14:12
Data File: \\Ncchrom\ChromData\A2HP4\20130123-16796.b\P4000031.D

Det	Sig	RT	EXP RT	DLT RT	Response	On-Col Amt ng/ul	Ratio Range	Ratio	Flags
10 PCB-1260									
1	100	3.908	3.908	0.000	57684671	0.9586		100.0	
1	2	4.195	4.195	0.000	103941899	0.9669	153.3- 203.3	180.2	
1	3	4.475	4.475	0.000	105582253	0.9837	152.7- 202.7	183.0	
1	4	5.176	5.176	0.000	122952733	1.01	177.2- 227.2	213.1	
1	5	5.460	5.459	0.001	61431693	1.00	77.3- 127.3	106.5	
			Average of Peak Amounts =			0.9831			
2	6	4.930	4.929	0.001	51792008	0.9594		100.0	
2	7	5.160	5.159	0.001	60829967	0.9670	86.6- 146.6	117.5	
2	8	5.528	5.527	0.001	91516414	0.9822	141.2- 201.2	176.7	
2	9	6.213	6.213	0.000	109317855	0.9812	175.0- 235.0	211.1	
2	10	6.594	6.594	0.000	78109940	0.9856	115.7- 175.7	150.8	
			Average of Peak Amounts =			0.9751			
						RPD = 0.82			
$ 12 DCB Decachlorobiphenyl									
1	100	6.616	6.616	0.000	62361364	0.0486			
2	2	7.831	7.830	0.001	52431061	0.0478			
						RPD = 1.67			

QC Flag Legend

Review Flags
M - Manually Integrated

Report Date: 24-Jan-2013 07:49:27 Chrom Revision: 2.0 27-Nov-2012 13:14:12

TestAmerica Canton

Data File:	\\Ncchrom\ChromData\A2HP4\20130123-16796.b\P4000031.D		
Injection Date:	23-Jan-2013 18:42:33	Limit Group:	GC 8082A ICAL
Client ID:		Instrument ID:	A2HP4
Lims Batch ID:	72953	Lims Sample ID:	31
Operator ID:		Injection Vol:	1.0 ul
Column Type:		Column Dia:	

Y Scaling: Method Defined: Set to Absolute Y Value

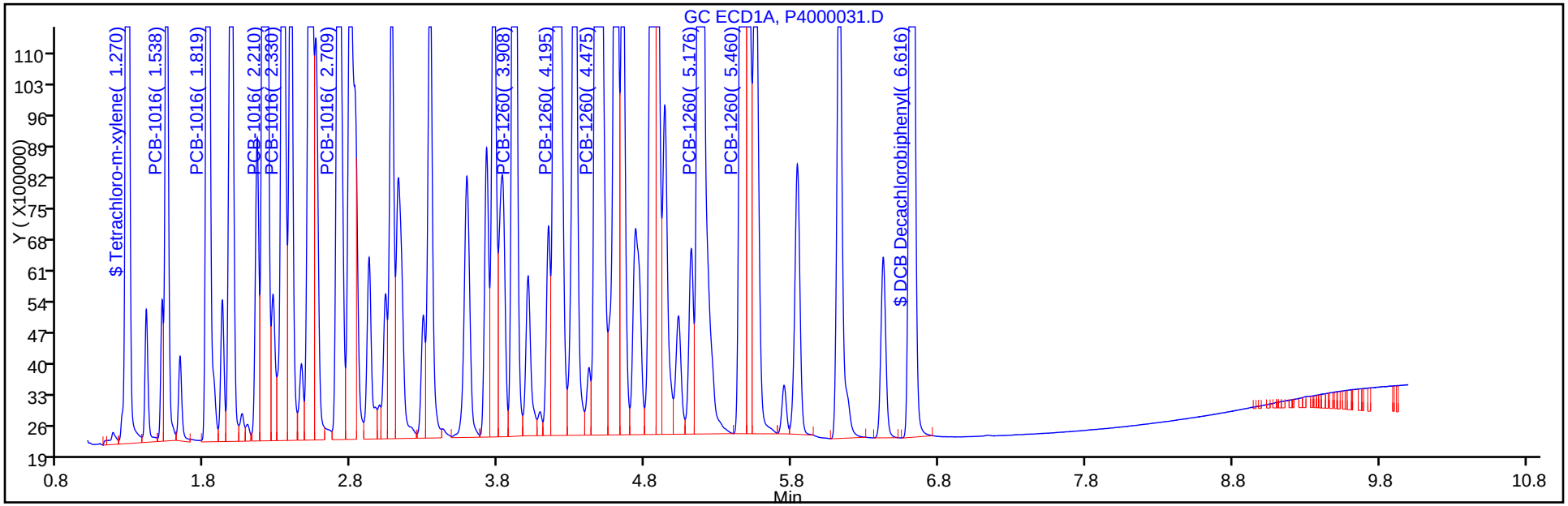

Y Scaling: Method Defined: Set to Absolute Y Value

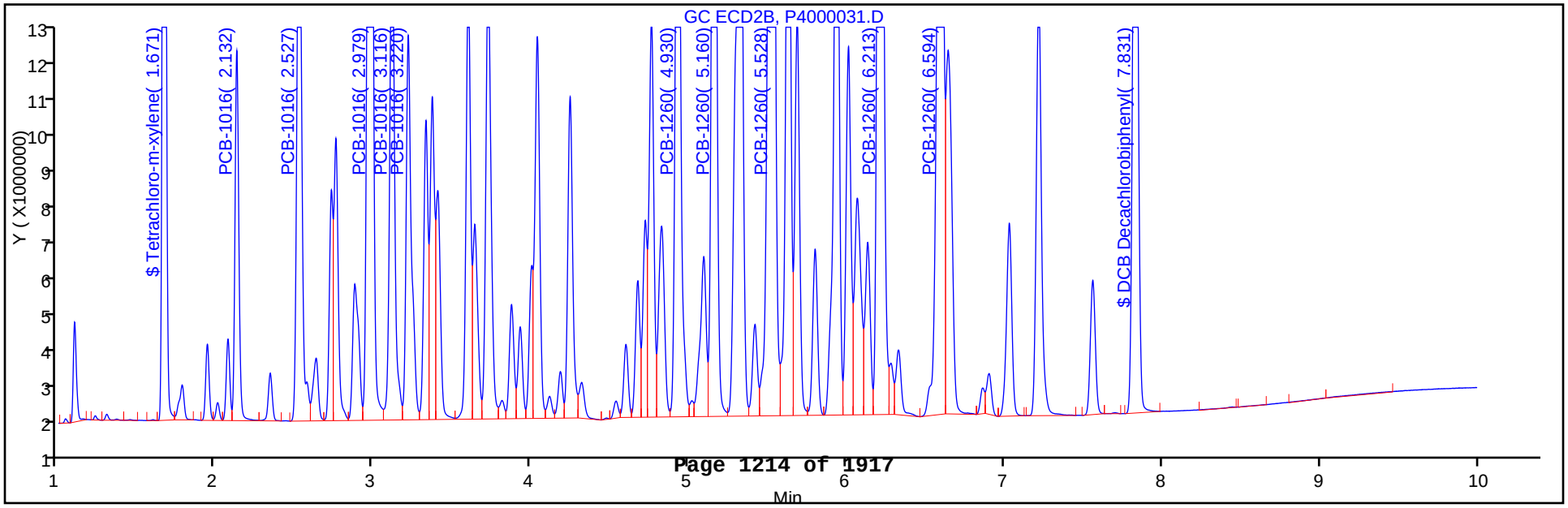

Report Date: 24-Jan-2013 07:49:27 Chrom Revision: 2.0 27-Nov-2012 13:14:12

TestAmerica Canton

Data File: \\Ncchrom\ChromData\A2HP4\20130123-16796.b\P4000031.D

Injection Date: 23-Jan-2013 18:42:33 Limit Group: GC 8082A ICAL

Client ID: Instrument ID: A2HP4

Lims Batch ID: 72953 Lims Sample ID: 31

Operator ID: Injection Vol: 1.0 ul

Column Type: Column Dia:

6 PCB-1016, Detector: 1, GC ECD1A

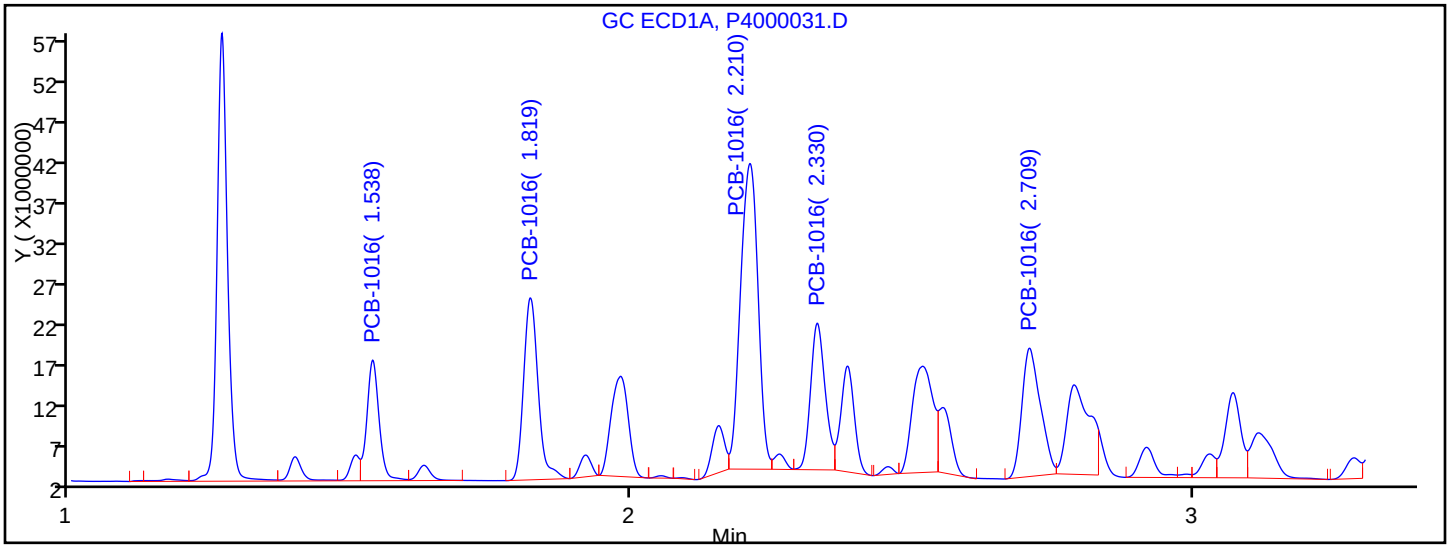

Processing Integration Results

RT = 1.538	Response = 22763051	
RT = 1.819	Response = 40798050	M
RT = 2.210	Response = 82714841	M
RT = 2.330	Response = 33252894	M
RT = 2.709	Response = 36522311	M

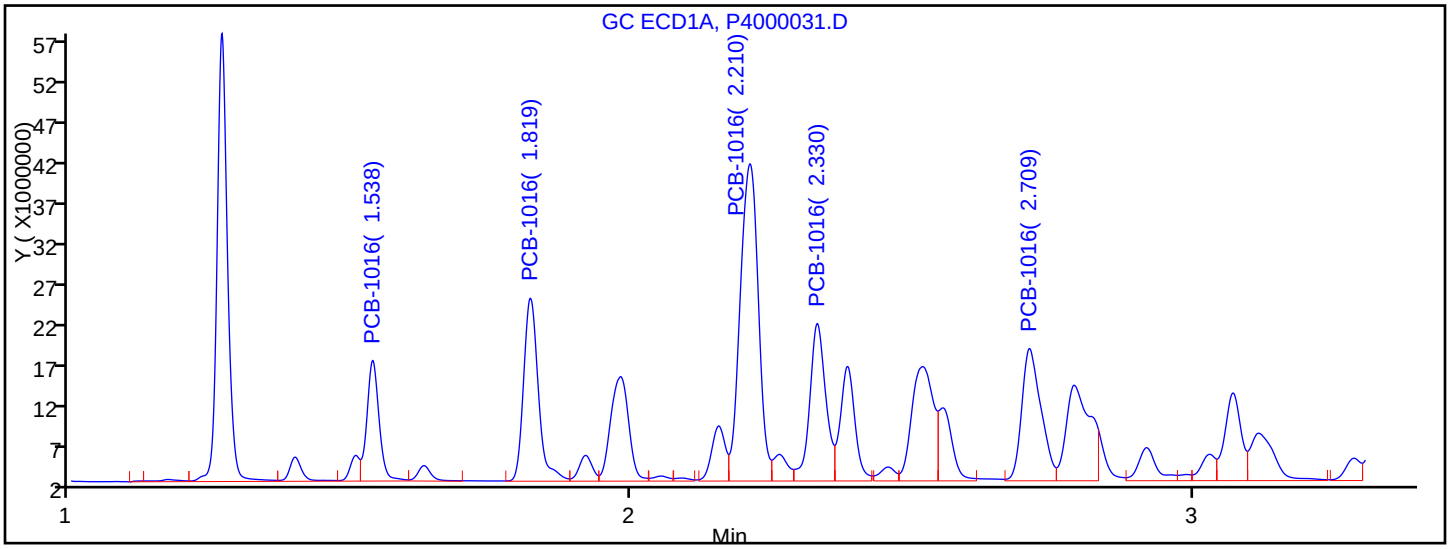

Manual Integration Results

RT = 1.538	Response = 22763051	
RT = 1.819	Response = 41873472	M
RT = 2.210	Response = 89309171	M
RT = 2.330	Response = 39203590	M
RT = 2.709	Response = 39308284	M

Reviewer: hassl, 24-Jan-2013 07:43:09

Audit Action: Assigned New Baseline

Audit Reason: Baseline Event

TestAmerica Canton
Target Compound Quantitation Report

Data File:	\\Ncchrom\ChromData\A2HP4\20130123-16796.b\P4000032.D		
Lims ID:	STD2 1660	Client ID:	
Inject. Date:	23-Jan-2013 18:58:12	Dil. Factor:	1.0000
Sample Type:	IC	Calib Level:	6
Sample ID:	240-0016796-032		
Misc. Info.:			
Operator:		Instrument ID:	A2HP4
Injection Vol:	1.0 ul	ALS Bottle#:	32
Lims Batch ID:	72953	Lims Sample ID:	32
Sublist:	chrom-PCB4*sub5		
Detector 1 :	GC ECD1A		
Detector 2 :	GC ecd2b		

Method:	\\Ncchrom\ChromData\A2HP4\20130123-16796.b\PCB4.m		
Last Update:	24-Jan-2013 07:49:24	Calib Date:	23-Jan-2013 22:06:47
Quant Method:	External Standard	Quant By:	Initial Calibration
Last ICal File:	\\Ncchrom\ChromData\A2HP4\20130123-16796.b\P4000044.D		
Limit Group:	GC 8082A ICAL		
Integrator:	Falcon		
Column Type:		Column Dia:	
Process Host:	XAWRK022		

Det	Sig	RT	EXP RT	DLT RT	Response	On-Col Amt ng/ul	Ratio Range	Ratio	Flags
$ 2 Tetrachloro-m-xylene									
1	44	1.269	1.269	0.000	136246739	0.0932			
2	2	1.671	1.671	0.000	113409771	0.0990			
						RPD = 6.09			
6 PCB-1016									
1	100	1.538	1.538	0.000	42318835	1.70		100.0	
1	2	1.819	1.819	0.000	77546507	1.71	157.7- 207.7	183.2	
1	3	2.211	2.210	0.001	171174412	1.87	335.7- 385.7	404.5	
1	4	2.330	2.330	0.000	73863398	1.80	127.8- 197.8	174.5	
1	5	2.708	2.709	-0.001	74516292	1.80	140.6- 190.6	176.1	
			Average of Peak Amounts =			1.78			
2	6	2.132	2.133	-0.001	33610835	1.76		100.0	
2	7	2.527	2.527	0.000	66840422	1.74	173.3- 233.3	198.9	
2	8	2.978	2.978	0.000	146832964	1.92	368.6- 428.6	436.9	
2	9	3.116	3.116	0.000	61715088	1.86	147.6- 207.6	183.6	
2	10	3.219	3.219	0.000	49645719	1.91	109.0- 169.0	147.7	
			Average of Peak Amounts =			1.84			
						RPD = 3.37			

Det	Sig	RT	EXP RT	DLT RT	Response	On-Col Amt ng/ul	Ratio Range	Ratio	Flags
10 PCB-1260									
1	100	3.907	3.908	-0.001	110771056	1.84		100.0	
1	2	4.194	4.195	-0.001	199056355	1.85	153.3- 203.3	179.7	
1	3	4.474	4.475	-0.001	204413485	1.90	152.7- 202.7	184.5	
1	4	5.175	5.176	-0.001	239078863	1.96	177.2- 227.2	215.8	
1	5	5.459	5.459	0.000	119870445	1.95	77.3- 127.3	108.2	
			Average of Peak Amounts =			1.90			
2	6	4.930	4.929	0.001	100790684	1.87		100.0	
2	7	5.160	5.159	0.001	118381646	1.88	86.6- 146.6	117.5	
2	8	5.528	5.527	0.001	179032158	1.92	141.2- 201.2	177.6	
2	9	6.213	6.213	0.000	218480385	1.96	175.0- 235.0	216.8	
2	10	6.593	6.594	-0.001	152152454	1.92	115.7- 175.7	151.0	
			Average of Peak Amounts =			1.91			
						RPD = 0.48			
$ 12 DCB Decachlorobiphenyl									
1	100	6.617	6.616	0.001	118826526	0.0926			
2	2	7.830	7.830	0.000	99307186	0.0905			
						RPD = 2.27			

Report Date: 24-Jan-2013 07:49:25 Chrom Revision: 2.0 27-Nov-2012 13:14:12

TestAmerica Canton

Data File:	\\Ncchrom\ChromData\A2HP4\20130123-16796.b\P4000032.D		
Injection Date:	23-Jan-2013 18:58:12	Limit Group:	GC 8082A ICAL
Client ID:		Instrument ID:	A2HP4
Lims Batch ID:	72953	Lims Sample ID:	32
Operator ID:		Injection Vol:	1.0 ul
Column Type:		Column Dia:	

Y Scaling: Method Defined: Set to Absolute Y Value

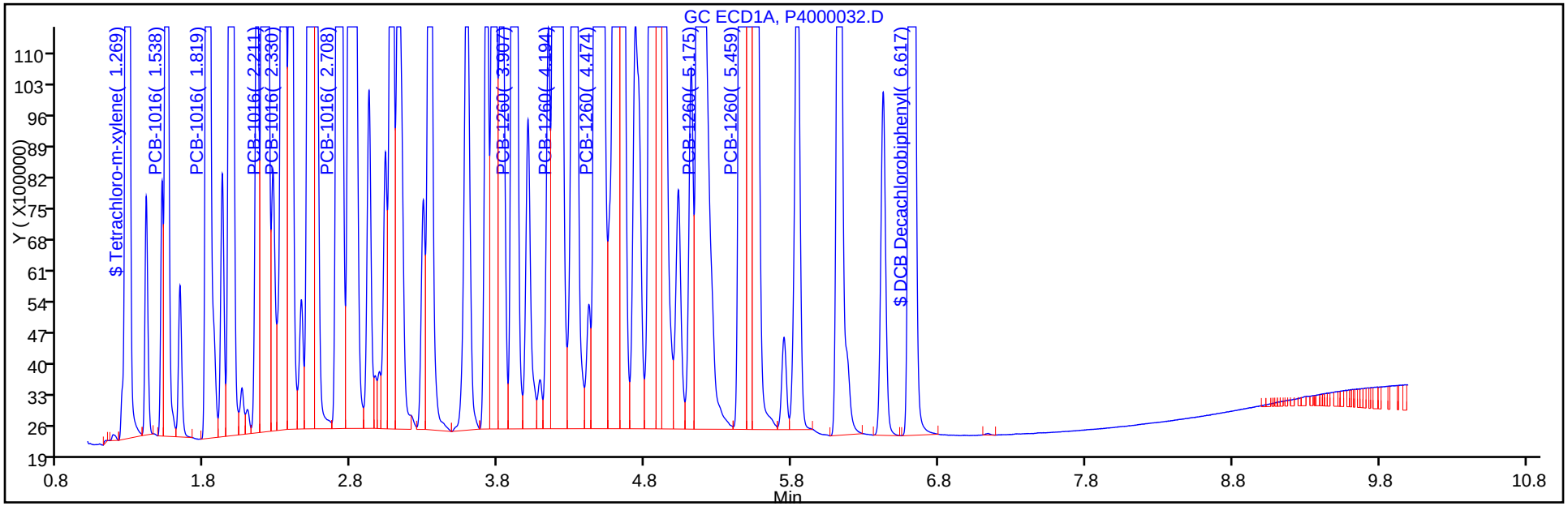

Y Scaling: Method Defined: Set to Absolute Y Value

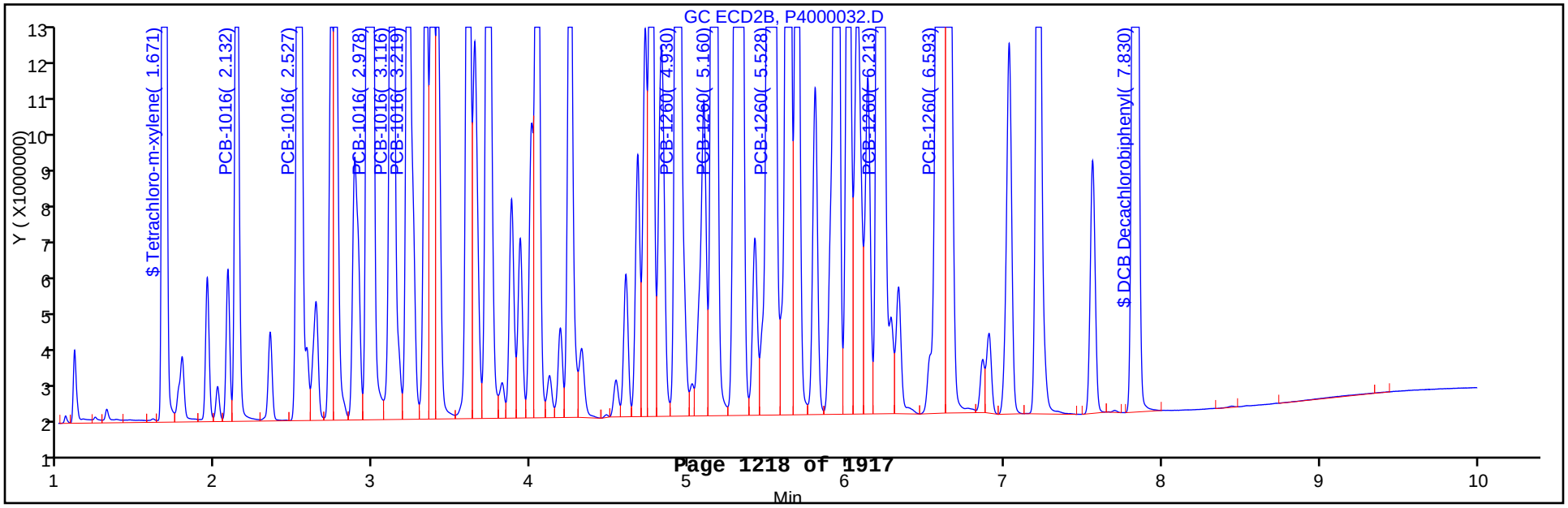

FORM VI
PCBS INITIAL CALIBRATION DATA
EXTERNAL STANDARD RETENTION TIME SUMMARY

Lab Name: TestAmerica Canton Job No.: 240-21987-1 Analy Batch No.: 72953

SDG No.:

Instrument ID: A2HP4 GC Column: CLP-2 ID: 0.53(mm) Heated Purge: (Y/N) N

Calibration Start Date: 01/23/2013 17:39 Calibration End Date: 01/23/2013 18:58 Calibration ID: 13430

Calibration Files:

LEVEL:	LAB SAMPLE ID:	LAB FILE ID:
Level 1	STD005 240-72953/27	P4000027.D
Level 2	STD01 240-72953/28	P4000028.D
Level 3	STD02 240-72953/29	P4000029.D
Level 4	STD05 240-72953/30	P4000030.D
Level 5	STD1 240-72953/31	P4000031.D
Level 6	STD2 240-72953/32	P4000032.D

ANALYTE	LVL 1	LVL 2	LVL 3	LVL 4	LVL 5	LVL 6					RT WINDOW	AVG RT
PCB-1016 Peak 1	2.132	2.132	2.133	2.133	2.132	2.132					2.033 - 2.233	2.132
PCB-1016 Peak 2	2.527	2.527	2.528	2.527	2.527	2.527					2.427 - 2.627	2.527
PCB-1016 Peak 3	2.978	2.979	2.979	2.978	2.979	2.978					2.878 - 3.078	2.979
PCB-1016 Peak 4	3.115	3.115	3.117	3.116	3.116	3.116					3.016 - 3.216	3.116
PCB-1016 Peak 5	3.218	3.219	3.220	3.219	3.220	3.219					3.119 - 3.319	3.219
PCB-1260 Peak 1	4.928	4.930	4.930	4.929	4.930	4.930					4.829 - 5.029	4.930
PCB-1260 Peak 2	5.159	5.160	5.160	5.159	5.160	5.160					5.059 - 5.259	5.160
PCB-1260 Peak 3	5.527	5.526	5.526	5.527	5.528	5.528					5.427 - 5.627	5.527
PCB-1260 Peak 4	6.213	6.213	6.213	6.213	6.213	6.213					6.113 - 6.313	6.213
PCB-1260 Peak 5	6.593	6.595	6.595	6.594	6.594	6.593					6.494 - 6.694	6.594
Tetrachloro-m-xylene	1.672	1.671	1.672	1.671	1.671	1.671					1.571 - 1.771	1.671
DCB Decachlorobiphenyl	7.832	7.832	7.832	7.830	7.831	7.830					7.730 - 7.930	7.831

FORM VI
PCBS INITIAL CALIBRATION DATA
EXTERNAL STANDARD CURVE EVALUATION

Lab Name: TestAmerica Canton Job No.: 240-21987-1 Analy Batch No.: 72953

SDG No.:

Instrument ID: A2HP4 GC Column: CLP-2 ID: 0.53(mm) Heated Purge: (Y/N) N

Calibration Start Date: 01/23/2013 17:39 Calibration End Date: 01/23/2013 18:58 Calibration ID: 13430

Calibration Files:

LEVEL:	LAB SAMPLE ID:	LAB FILE ID:
Level 1	STD005 240-72953/27	P4000027.D
Level 2	STD01 240-72953/28	P4000028.D
Level 3	STD02 240-72953/29	P4000029.D
Level 4	STD05 240-72953/30	P4000030.D
Level 5	STD1 240-72953/31	P4000031.D
Level 6	STD2 240-72953/32	P4000032.D

ANALYTE	CF				CURVE TYPE	COEFFICIENT			#	MIN CF	%RSD	#	MAX %RSD	R^2 OR COD	#	MIN R^2 OR COD
	LVL 1 LVL 5	LVL 2 LVL 6	LVL 3	LVL 4		B	M1	M2								
PCB-1016 Peak 1	22183120 17735743	20438410 16805418	19119395	18501972	Ave		19130676.3				10.0		20.0			
PCB-1016 Peak 2	44463880 35665826	40896390 33420211	38878220	37154580	Ave		38413184.5				10.0		20.0			
PCB-1016 Peak 3	82000480 75793095	76121720 73416482	76212760	76168296	Ave		76618805.5				3.7		20.0			
PCB-1016 Peak 4	36204920 32110611	33134750 30857544	33963685	32655964	Ave		33154579.0				5.5		20.0			
PCB-1016 Peak 5	27460480 25489545	25435290 24822860	26584600	25758632	Ave		25925234.4				3.6		20.0			
PCB-1260 Peak 1	59153420 51792008	56534850 50395342	53855455	52186282	Ave		53986226.2				6.1		20.0			
PCB-1260 Peak 2	68291060 60829967	65467150 59190823	62801525	60853082	Ave		62905601.2				5.4		20.0			
PCB-1260 Peak 3	99660560 91516414	94978590 89516079	92209780	91155278	Ave		93172783.5				3.9		20.0			
PCB-1260 Peak 4	117300780 109317855	112045480 109240193	110383745	110217500	Ave		111417592				2.7		20.0			
PCB-1260 Peak 5	85199340 78109940	80446760 76076227	78466735	77230850	Ave		79254975.3				4.1		20.0			
Tetrachloro-m-xylene	1197228400 1160540960	1111878000 1134097710	1123757200	1142657640	Ave		1145026652				2.7		20.0			
DCB Decachlorobiphenyl	1233774000 1048621220	1133394000 993071860	1124145600	1052134320	Ave		1097523500				7.7		20.0			

Note: The m1 coefficient is the same as Ave CF for an Ave curve type.

FORM VI
PCBS INITIAL CALIBRATION DATA
EXTERNAL STANDARD RESPONSE AND CONCENTRATION

Lab Name: TestAmerica Canton Job No.: 240-21987-1 Analy Batch No.: 72953

SDG No.:

Instrument ID: A2HP4 GC Column: CLP-2 ID: 0.53(mm) Heated Purge: (Y/N) N

Calibration Start Date: 01/23/2013 17:39 Calibration End Date: 01/23/2013 18:58 Calibration ID: 13430

Calibration Files:

LEVEL:	LAB SAMPLE ID:	LAB FILE ID:
Level 1	STD005 240-72953/27	P4000027.D
Level 2	STD01 240-72953/28	P4000028.D
Level 3	STD02 240-72953/29	P4000029.D
Level 4	STD05 240-72953/30	P4000030.D
Level 5	STD1 240-72953/31	P4000031.D
Level 6	STD2 240-72953/32	P4000032.D

ANALYTE	CURVE TYPE	RESPONSE					CONCENTRATION (NG/UL)				
		LVL 1 LVL 6	LVL 2	LVL 3	LVL 4	LVL 5	LVL 1 LVL 6	LVL 2	LVL 3	LVL 4	LVL 5
PCB-1016 Peak 1	Ave	1109156 33610835	2043841	3823879	9250986	17735743	0.0500 2.00	0.100	0.200	0.500	1.00
PCB-1016 Peak 2	Ave	2223194 66840422	4089639	7775644	18577290	35665826	0.0500 2.00	0.100	0.200	0.500	1.00
PCB-1016 Peak 3	Ave	4100024 146832964	7612172	15242552	38084148	75793095	0.0500 2.00	0.100	0.200	0.500	1.00
PCB-1016 Peak 4	Ave	1810246 61715088	3313475	6792737	16327982	32110611	0.0500 2.00	0.100	0.200	0.500	1.00
PCB-1016 Peak 5	Ave	1373024 49645719	2543529	5316920	12879316	25489545	0.0500 2.00	0.100	0.200	0.500	1.00
PCB-1260 Peak 1	Ave	2957671 100790684	5653485	10771091	26093141	51792008	0.0500 2.00	0.100	0.200	0.500	1.00
PCB-1260 Peak 2	Ave	3414553 118381646	6546715	12560305	30426541	60829967	0.0500 2.00	0.100	0.200	0.500	1.00
PCB-1260 Peak 3	Ave	4983028 179032158	9497859	18441956	45577639	91516414	0.0500 2.00	0.100	0.200	0.500	1.00
PCB-1260 Peak 4	Ave	5865039 218480385	11204548	22076749	55108750	109317855	0.0500 2.00	0.100	0.200	0.500	1.00
PCB-1260 Peak 5	Ave	4259967 152152454	8044676	15693347	38615425	78109940	0.0500 2.00	0.100	0.200	0.500	1.00
Tetrachloro-m-xylene	Ave	2993071 113409771	5559390	11237572	28566441	58027048	0.00250 0.100	0.00500	0.0100	0.0250	0.0500
DCB Decachlorobiphenyl	Ave	3084435 99307186	5666970	11241456	26303358	52431061	0.00250 0.100	0.00500	0.0100	0.0250	0.0500

Curve Type Legend:

Ave = Average

TestAmerica Canton
Target Compound Quantitation Report

Data File:	\\Ncchrom\ChromData\A2HP4\20130123-16796.b\P4000027.D		
Lims ID:	STD005 1660	Client ID:	
Inject. Date:	23-Jan-2013 17:39:41	Dil. Factor:	1.0000
Sample Type:	IC	Calib Level:	1
Sample ID:	240-0016796-027		
Misc. Info.:			
Operator:		Instrument ID:	A2HP4
Injection Vol:	1.0 ul	ALS Bottle#:	27
Lims Batch ID:	72953	Lims Sample ID:	27
Sublist:	chrom-PCB4*sub5		
Detector 1 :	GC ECD1A		
Detector 2 :	GC ecd2b		

Method:	\\Ncchrom\ChromData\A2HP4\20130123-16796.b\PCB4.m		
Last Update:	24-Jan-2013 07:49:35	Calib Date:	23-Jan-2013 22:06:47
Quant Method:	External Standard	Quant By:	Initial Calibration
Last ICal File:	\\Ncchrom\ChromData\A2HP4\20130123-16796.b\P4000044.D		
Limit Group:	GC 8082A ICAL		
Integrator:	Falcon		
Column Type:		Column Dia:	
Process Host:	XAWRK022		

Det	Sig	RT	EXP RT	DLT RT	Response	On-Col Amt ng/ul	Ratio Range	Ratio	Flags
$ 2 Tetrachloro-m-xylene									
1	44	1.269	1.269	0.000	4046148	0.002767			
2	2	1.672	1.671	0.001	2993071	0.002614			
						RPD = 5.70			
6 PCB-1016									
1	100	1.538	1.538	0.000	1516942	0.0609		100.0	
1	2	1.819	1.819	0.000	2724435	0.0599	157.7- 207.7	179.6	
1	3	2.211	2.210	0.001	5045696	0.0551	335.7- 385.7	332.6	
1	4	2.331	2.330	0.001	2331063	0.0570	127.8- 197.8	153.7	
1	5	2.708	2.709	-0.001	2336893	0.0566	140.6- 190.6	154.1	
			Average of Peak Amounts =			0.0579			
2	6	2.132	2.133	-0.001	1109156	0.0580		100.0	
2	7	2.527	2.527	0.000	2223194	0.0579	173.3- 233.3	200.4	
2	8	2.978	2.978	0.000	4100024	0.0535	368.6- 428.6	369.7	
2	9	3.115	3.116	-0.001	1810246	0.0546	147.6- 207.6	163.2	
2	10	3.218	3.219	-0.001	1373024	0.0530	109.0- 169.0	123.8	
			Average of Peak Amounts =			0.0554			
						RPD = 4.45			

Report Date: 24-Jan-2013 07:49:36 Chrom Revision: 2.0 27-Nov-2012 13:14:12
Data File: \\Ncchrom\ChromData\A2HP4\20130123-16796.b\P4000027.D

Det	Sig	RT	EXP RT	DLT RT	Response	On-Col Amt ng/ul	Ratio Range	Ratio	Flags
10 PCB-1260									
1	100	3.908	3.908	0.000	3374317	0.0561		100.0	
1	2	4.194	4.195	-0.001	5970643	0.0555	153.3- 203.3	176.9	
1	3	4.474	4.475	-0.001	5810787	0.0541	152.7- 202.7	172.2	
1	4	5.176	5.176	0.000	6305749	0.0517	177.2- 227.2	186.9	
1	5	5.460	5.459	0.001	3224368	0.0524	77.3- 127.3	95.6	
			Average of Peak Amounts =			0.0540			
2	6	4.928	4.929	-0.001	2957671	0.0548		100.0	
2	7	5.159	5.159	0.000	3414553	0.0543	86.6- 146.6	115.4	
2	8	5.527	5.527	0.000	4983028	0.0535	141.2- 201.2	168.5	
2	9	6.213	6.213	0.000	5865039	0.0526	175.0- 235.0	198.3	
2	10	6.593	6.594	-0.001	4259967	0.0538	115.7- 175.7	144.0	
			Average of Peak Amounts =			0.0538			
						RPD = 0.34			
$ 12 DCB Decachlorobiphenyl									
1	100	6.617	6.616	0.001	3544817	0.002761			
2	2	7.832	7.830	0.002	3084435	0.002810			
						RPD = 1.77			

Report Date: 24-Jan-2013 07:49:36 Chrom Revision: 2.0 27-Nov-2012 13:14:12

TestAmerica Canton

Data File:	\\Ncchrom\ChromData\A2HP4\20130123-16796.b\P4000027.D		
Injection Date:	23-Jan-2013 17:39:41	Limit Group:	GC 8082A ICAL
Client ID:		Instrument ID:	A2HP4
Lims Batch ID:	72953	Lims Sample ID:	27
Operator ID:		Injection Vol:	1.0 ul
Column Type:		Column Dia:	

Y Scaling: Method Defined: Set to Absolute Y Value

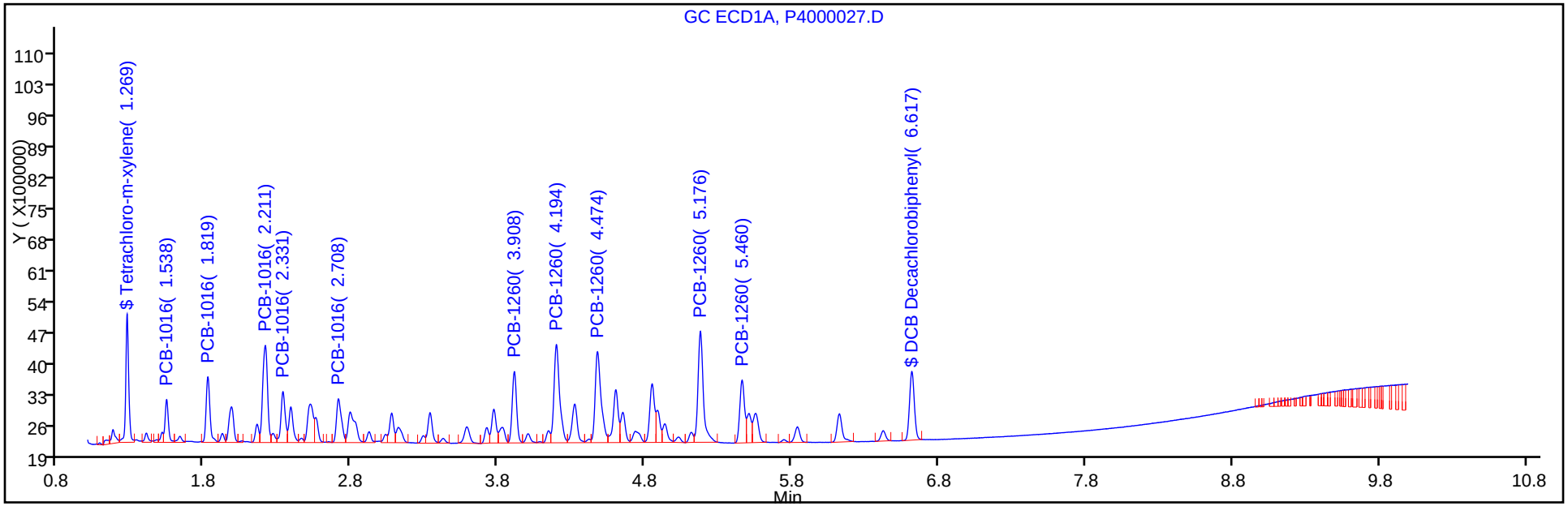

Y Scaling: Method Defined: Set to Absolute Y Value

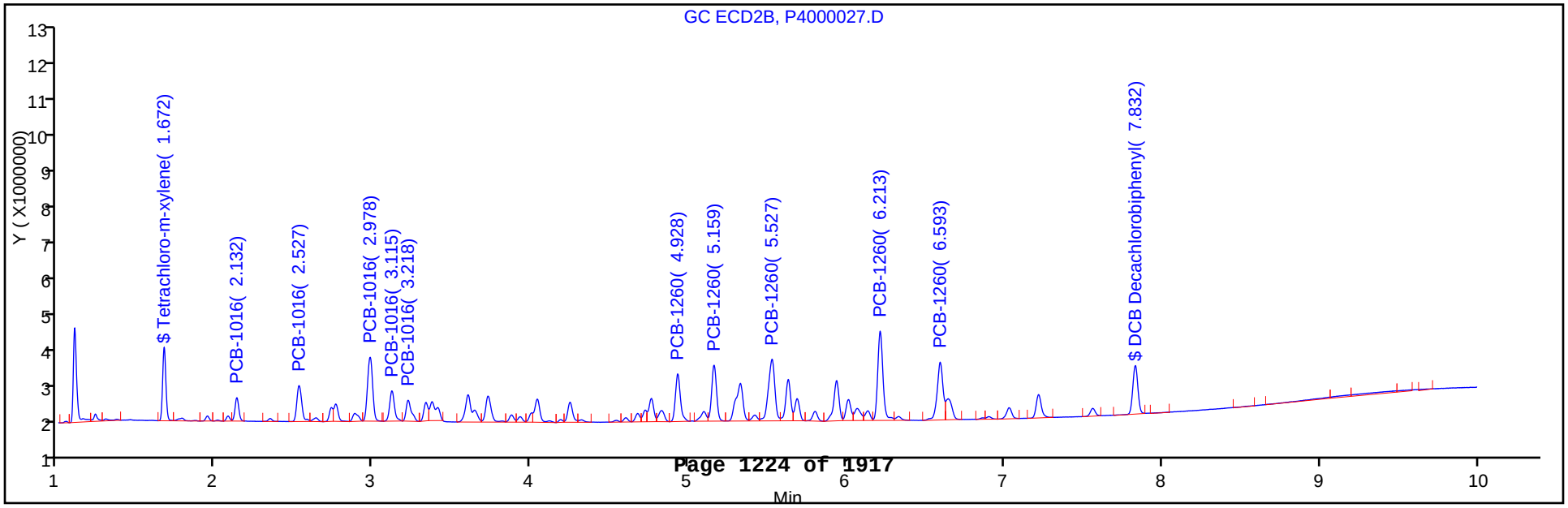

TestAmerica Canton
Target Compound Quantitation Report

Data File:	\\Ncchrom\ChromData\A2HP4\20130123-16796.b\P4000028.D		
Lims ID:	STD01 1660	Client ID:	
Inject. Date:	23-Jan-2013 17:55:23	Dil. Factor:	1.0000
Sample Type:	IC	Calib Level:	2
Sample ID:	240-0016796-028		
Misc. Info.:			
Operator:		Instrument ID:	A2HP4
Injection Vol:	1.0 ul	ALS Bottle#:	28
Lims Batch ID:	72953	Lims Sample ID:	28
Sublist:	chrom-PCB4*sub5		
Detector 1 :	GC ECD1A		
Detector 2 :	GC ecd2b		

Method:	\\Ncchrom\ChromData\A2HP4\20130123-16796.b\PCB4.m		
Last Update:	24-Jan-2013 07:49:33	Calib Date:	23-Jan-2013 22:06:47
Quant Method:	External Standard	Quant By:	Initial Calibration
Last ICal File:	\\Ncchrom\ChromData\A2HP4\20130123-16796.b\P4000044.D		
Limit Group:	GC 8082A ICAL		
Integrator:	Falcon		
Column Type:		Column Dia:	
Process Host:	XAWRK022		

Det	Sig	RT	EXP RT	DLT RT	Response	On-Col Amt ng/ul	Ratio Range	Ratio	Flags
$ 2 Tetrachloro-m-xylene									
1	44	1.269	1.269	0.000	7294871	0.004989			
2	2	1.671	1.671	0.000	5559390	0.004855			
						RPD = 2.73			
6 PCB-1016									
1	100	1.538	1.538	0.000	2677061	0.1075		100.0	
1	2	1.819	1.819	0.000	4867819	0.1071	157.7- 207.7	181.8	
1	3	2.210	2.210	0.000	9343485	0.1021	335.7- 385.7	349.0	
1	4	2.331	2.330	0.001	4285609	0.1047	127.8- 197.8	160.1	
1	5	2.710	2.709	0.001	4360238	0.1056	140.6- 190.6	162.9	
			Average of Peak Amounts =			0.1054			
2	6	2.132	2.133	-0.001	2043841	0.1068		100.0	
2	7	2.527	2.527	0.000	4089639	0.1065	173.3- 233.3	200.1	
2	8	2.979	2.978	0.001	7612172	0.0994	368.6- 428.6	372.4	
2	9	3.115	3.116	-0.001	3313475	0.0999	147.6- 207.6	162.1	
2	10	3.219	3.219	0.000	2543529	0.0981	109.0- 169.0	124.4	
			Average of Peak Amounts =			0.1021			
						RPD = 3.14			

Det	Sig	RT	EXP RT	DLT RT	Response	On-Col Amt ng/ul	Ratio Range	Ratio	Flags
10 PCB-1260									
1	100	3.908	3.908	0.000	6259579	0.1040		100.0	
1	2	4.195	4.195	0.000	11107405	0.1033	153.3- 203.3	177.4	
1	3	4.475	4.475	0.000	10875763	0.1013	152.7- 202.7	173.7	
1	4	5.175	5.176	-0.001	12066210	0.0990	177.2- 227.2	192.8	
1	5	5.460	5.459	0.001	6222457	0.1011	77.3- 127.3	99.4	
			Average of Peak Amounts =			0.1017			
2	6	4.930	4.929	0.001	5653485	0.1047		100.0	
2	7	5.160	5.159	0.001	6546715	0.1041	86.6- 146.6	115.8	
2	8	5.526	5.527	-0.001	9497859	0.1019	141.2- 201.2	168.0	
2	9	6.213	6.213	0.000	11204548	0.1006	175.0- 235.0	198.2	
2	10	6.595	6.594	0.001	8044676	0.1015	115.7- 175.7	142.3	
			Average of Peak Amounts =			0.1026			
						RPD = 0.80			
$ 12 DCB Decachlorobiphenyl									
1	100	6.618	6.616	0.002	6535668	0.005091			
2	2	7.832	7.830	0.002	5666970	0.005163			
						RPD = 1.42			

Report Date: 24-Jan-2013 07:49:34 Chrom Revision: 2.0 27-Nov-2012 13:14:12

TestAmerica Canton

Data File:	\\Ncchrom\ChromData\A2HP4\20130123-16796.b\P4000028.D		
Injection Date:	23-Jan-2013 17:55:23	Limit Group:	GC 8082A ICAL
Client ID:		Instrument ID:	A2HP4
Lims Batch ID:	72953	Lims Sample ID:	28
Operator ID:		Injection Vol:	1.0 ul
Column Type:		Column Dia:	

Y Scaling: Method Defined: Set to Absolute Y Value

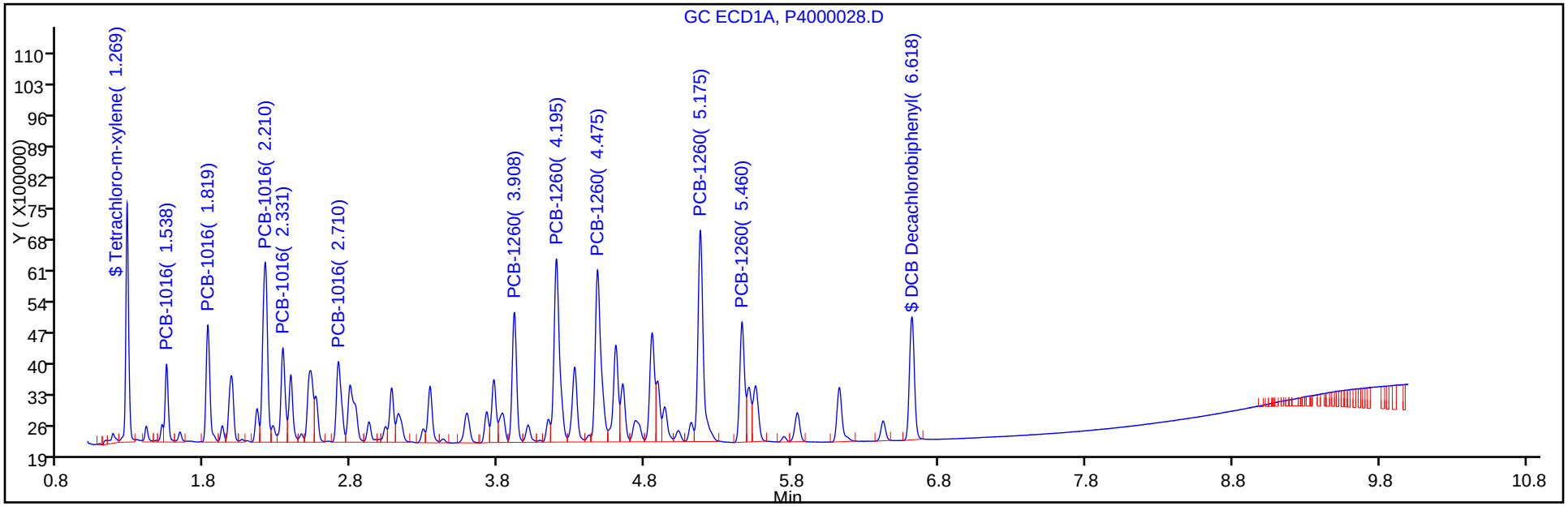

Y Scaling: Method Defined: Set to Absolute Y Value

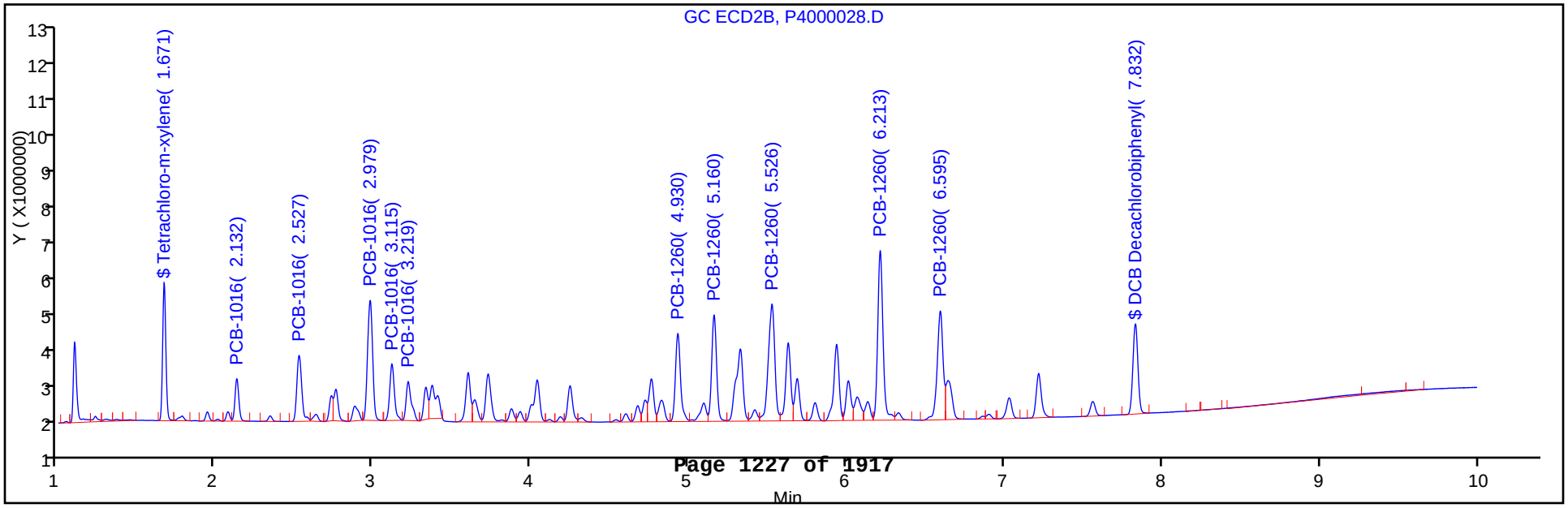

TestAmerica Canton
Target Compound Quantitation Report

Data File:	\\Ncchrom\ChromData\A2HP4\20130123-16796.b\P4000029.D		
Lims ID:	STD02 1660	Client ID:	
Inject. Date:	23-Jan-2013 18:11:08	Dil. Factor:	1.0000
Sample Type:	IC	Calib Level:	3
Sample ID:	240-0016796-029		
Misc. Info.:			
Operator:		Instrument ID:	A2HP4
Injection Vol:	1.0 ul	ALS Bottle#:	29
Lims Batch ID:	72953	Lims Sample ID:	29
Sublist:	chrom-PCB4*sub5		
Detector 1 :	GC ECD1A		
Detector 2 :	GC ecd2b		

Method:	\\Ncchrom\ChromData\A2HP4\20130123-16796.b\PCB4.m		
Last Update:	24-Jan-2013 07:49:30	Calib Date:	23-Jan-2013 22:06:47
Quant Method:	External Standard	Quant By:	Initial Calibration
Last ICal File:	\\Ncchrom\ChromData\A2HP4\20130123-16796.b\P4000044.D		
Limit Group:	GC 8082A ICAL		
Integrator:	Falcon		
Column Type:		Column Dia:	
Process Host:	XAWRK022		

Det	Sig	RT	EXP RT	DLT RT	Response	On-Col Amt ng/ul	Ratio Range	Ratio	Flags
$ 2 Tetrachloro-m-xylene									
1	44	1.270	1.269	0.001	14413503	0.009858			
2	2	1.672	1.671	0.001	11237572	0.009814			
						RPD = 0.45			
6 PCB-1016									
1	100	1.539	1.538	0.001	4976845	0.1998		100.0	
1	2	1.820	1.819	0.001	9093028	0.2000	157.7- 207.7	182.7	
1	3	2.211	2.210	0.001	17949316	0.1962	335.7- 385.7	360.7	
1	4	2.331	2.330	0.001	8101913	0.1980	127.8- 197.8	162.8	
1	5	2.710	2.709	0.001	8239698	0.1995	140.6- 190.6	165.6	
			Average of Peak Amounts =			0.1987			
2	6	2.133	2.133	0.000	3823879	0.1999		100.0	
2	7	2.528	2.527	0.001	7775644	0.2024	173.3- 233.3	203.3	
2	8	2.979	2.978	0.001	15242552	0.1989	368.6- 428.6	398.6	
2	9	3.117	3.116	0.001	6792737	0.2049	147.6- 207.6	177.6	
2	10	3.220	3.219	0.001	5316920	0.2051	109.0- 169.0	139.0	
			Average of Peak Amounts =			0.2022			
						RPD = 1.76			

Det	Sig	RT	EXP RT	DLT RT	Response	On-Col Amt ng/ul	Ratio Range	Ratio	Flags
10 PCB-1260									
1	100	3.908	3.908	0.000	11956665	0.1987		100.0	
1	2	4.195	4.195	0.000	21317484	0.1983	153.3- 203.3	178.3	
1	3	4.475	4.475	0.000	21252516	0.1980	152.7- 202.7	177.7	
1	4	5.176	5.176	0.000	24180243	0.1984	177.2- 227.2	202.2	
1	5	5.460	5.459	0.001	12228279	0.1986	77.3- 127.3	102.3	
			Average of Peak Amounts =			0.1984			
2	6	4.930	4.929	0.001	10771091	0.1995		100.0	
2	7	5.160	5.159	0.001	12560305	0.1997	86.6- 146.6	116.6	
2	8	5.526	5.527	-0.001	18441956	0.1979	141.2- 201.2	171.2	
2	9	6.213	6.213	0.000	22076749	0.1981	175.0- 235.0	205.0	
2	10	6.595	6.594	0.001	15693347	0.1980	115.7- 175.7	145.7	
			Average of Peak Amounts =			0.1987			
						RPD = 0.13			
$ 12 DCB Decachlorobiphenyl									
1	100	6.617	6.616	0.001	13039553	0.0102			
2	2	7.832	7.830	0.002	11241456	0.0102			
						RPD = 0.84			

Report Date: 24-Jan-2013 07:49:32 Chrom Revision: 2.0 27-Nov-2012 13:14:12

TestAmerica Canton

Data File:	\\Ncchrom\ChromData\A2HP4\20130123-16796.b\P4000029.D		
Injection Date:	23-Jan-2013 18:11:08	Limit Group:	GC 8082A ICAL
Client ID:		Instrument ID:	A2HP4
Lims Batch ID:	72953	Lims Sample ID:	29
Operator ID:		Injection Vol:	1.0 ul
Column Type:		Column Dia:	

Y Scaling: Method Defined: Set to Absolute Y Value

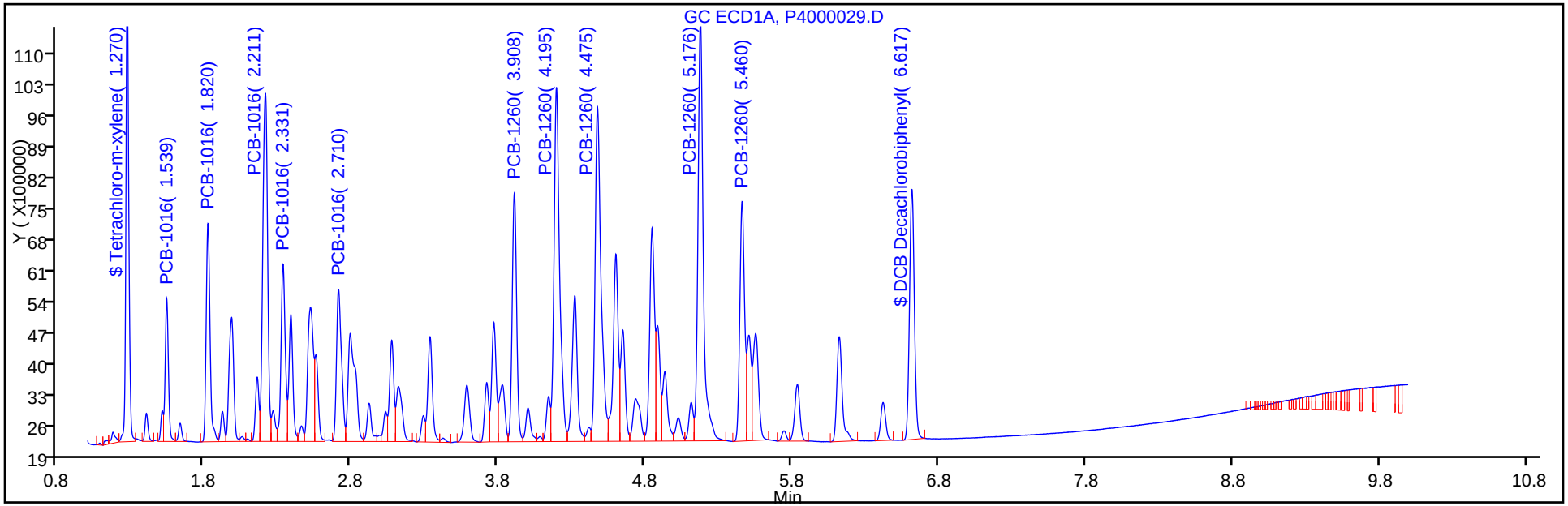

Y Scaling: Method Defined: Set to Absolute Y Value

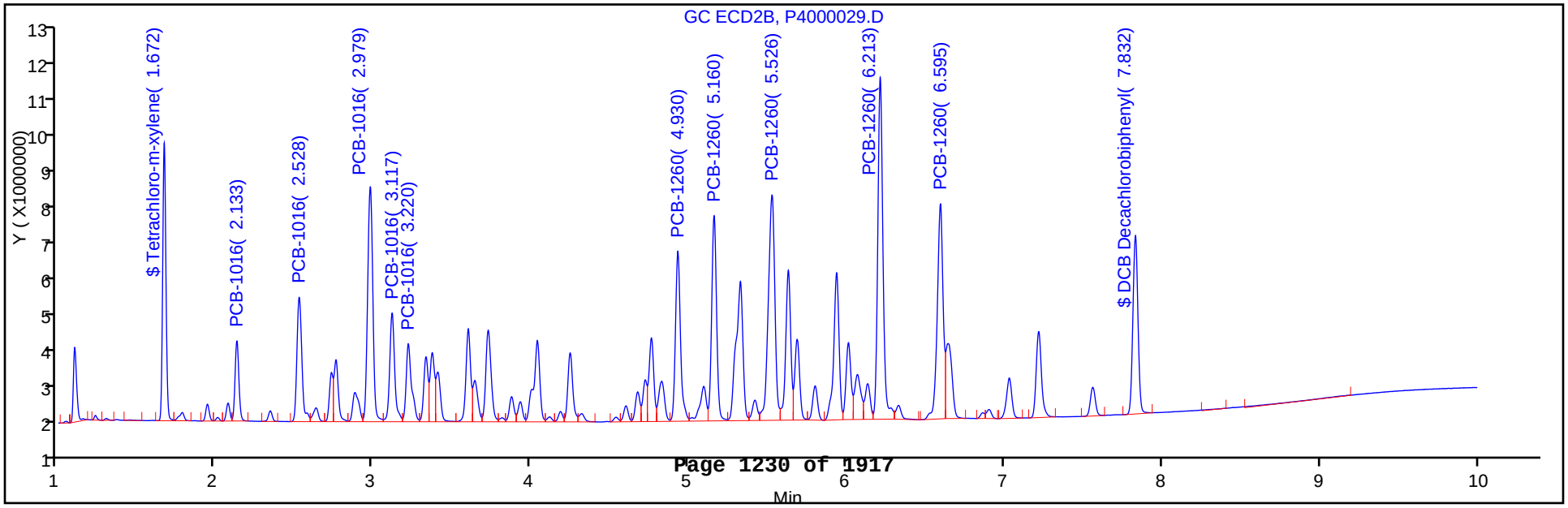

TestAmerica Canton
Target Compound Quantitation Report

Data File:	\\Ncchrom\ChromData\A2HP4\20130123-16796.b\P4000030.D		
Lims ID:	STD05 1660	Client ID:	
Inject. Date:	23-Jan-2013 18:26:48	Dil. Factor:	1.0000
Sample Type:	ICRT	Calib Level:	4
Sample ID:	240-0016796-030		
Misc. Info.:			
Operator:		Instrument ID:	A2HP4
Injection Vol:	1.0 ul	ALS Bottle#:	30
Lims Batch ID:	72953	Lims Sample ID:	30
Sublist:	chrom-PCB4*sub5		
Detector 1 :	GC ECD1A		
Detector 2 :	GC ecd2b		

Method:	\\Ncchrom\ChromData\A2HP4\20130123-16796.b\PCB4.m		
Last Update:	24-Jan-2013 07:49:28	Calib Date:	23-Jan-2013 22:06:47
Quant Method:	External Standard	Quant By:	Initial Calibration
Last ICal File:	\\Ncchrom\ChromData\A2HP4\20130123-16796.b\P4000044.D		
Limit Group:	GC 8082A ICAL		
Integrator:	Falcon		
Column Type:		Column Dia:	
Process Host:	XAWRK022		

Det	Sig	RT	EXP RT	DLT RT	Response	On-Col Amt ng/ul	Ratio Range	Ratio	Flags
$ 2 Tetrachloro-m-xylene									
1	44	1.269	1.269	0.000	36051786	0.0247			
2	2	1.671	1.671	0.000	28566441	0.0249			
						RPD = 1.17			
6 PCB-1016									
1	100	1.538	1.538	0.000	11756192	0.4720		100.0	
1	2	1.819	1.819	0.000	21745008	0.4783	157.7- 207.7	185.0	
1	3	2.210	2.210	0.000	44984245	0.4917	335.7- 385.7	382.6	
1	4	2.330	2.330	0.000	19709506	0.4816	127.8- 197.8	167.7	
1	5	2.709	2.709	0.000	19846426	0.4805	140.6- 190.6	168.8	
			Average of Peak Amounts =			0.4808			
2	6	2.133	2.133	0.000	9250986	0.4836		100.0	
2	7	2.527	2.527	0.000	18577290	0.4836	173.3- 233.3	200.8	
2	8	2.978	2.978	0.000	38084148	0.4971	368.6- 428.6	411.7	
2	9	3.116	3.116	0.000	16327982	0.4925	147.6- 207.6	176.5	
2	10	3.219	3.219	0.000	12879316	0.4968	109.0- 169.0	139.2	
			Average of Peak Amounts =			0.4907			
						RPD = 2.03			

Report Date: 24-Jan-2013 07:49:29 Chrom Revision: 2.0 27-Nov-2012 13:14:12
Data File: \\Ncchrom\ChromData\A2HP4\20130123-16796.b\P4000030.D

Det	Sig	RT	EXP RT	DLT RT	Response	On-Col Amt ng/ul	Ratio Range	Ratio	Flags
10 PCB-1260									
1	100	3.908	3.908	0.000	29061483	0.4829		100.0	
1	2	4.195	4.195	0.000	52219838	0.4858	153.3- 203.3	179.7	
1	3	4.475	4.475	0.000	52498896	0.4891	152.7- 202.7	180.6	
1	4	5.176	5.176	0.000	60614980	0.4973	177.2- 227.2	208.6	
1	5	5.459	5.459	0.000	30111088	0.4890	77.3- 127.3	103.6	
			Average of Peak Amounts =			0.4888			
2	6	4.929	4.929	0.000	26093141	0.4833		100.0	
2	7	5.159	5.159	0.000	30426541	0.4837	86.6- 146.6	116.6	
2	8	5.527	5.527	0.000	45577639	0.4892	141.2- 201.2	174.7	
2	9	6.213	6.213	0.000	55108750	0.4946	175.0- 235.0	211.2	
2	10	6.594	6.594	0.000	38615425	0.4872	115.7- 175.7	148.0	
			Average of Peak Amounts =			0.4876			
						RPD = 0.25			
$ 12 DCB Decachlorobiphenyl									
1	100	6.616	6.616	0.000	30959116	0.0241			
2	2	7.830	7.830	0.000	26303358	0.0240			
						RPD = 0.62			

Report Date: 24-Jan-2013 07:49:29 Chrom Revision: 2.0 27-Nov-2012 13:14:12

TestAmerica Canton

Data File:	\\Ncchrom\ChromData\A2HP4\20130123-16796.b\P4000030.D		
Injection Date:	23-Jan-2013 18:26:48	Limit Group:	GC 8082A ICAL
Client ID:		Instrument ID:	A2HP4
Lims Batch ID:	72953	Lims Sample ID:	30
Operator ID:		Injection Vol:	1.0 ul
Column Type:		Column Dia:	

Y Scaling: Method Defined: Set to Absolute Y Value

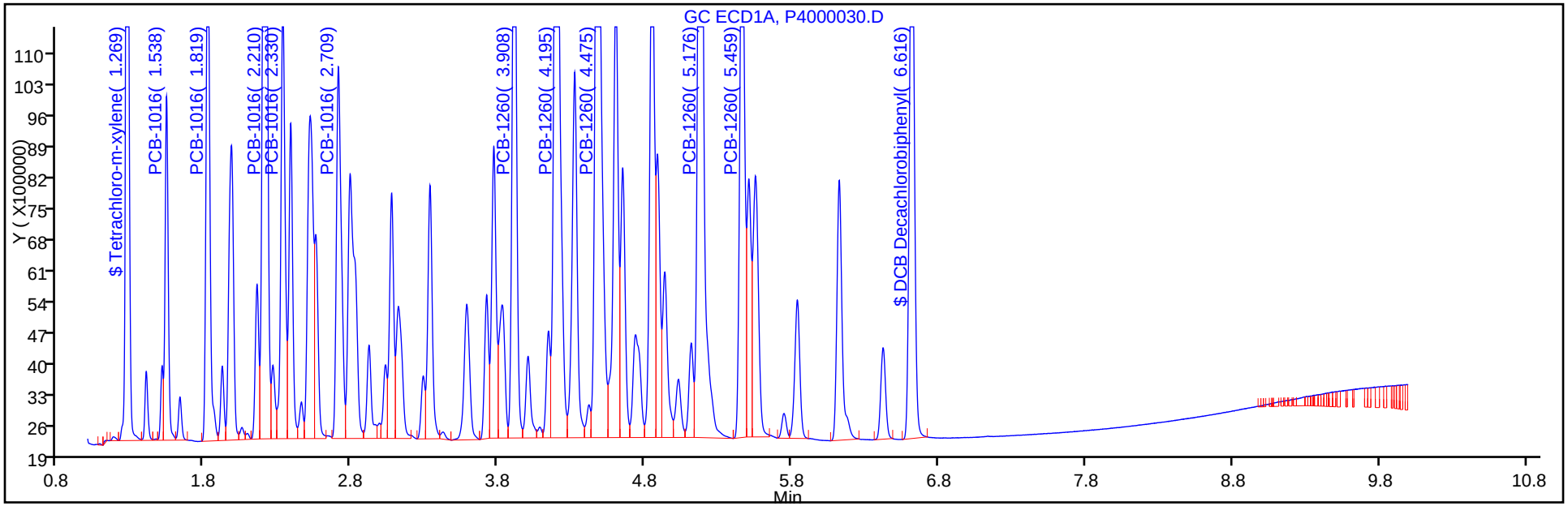

Y Scaling: Method Defined: Set to Absolute Y Value

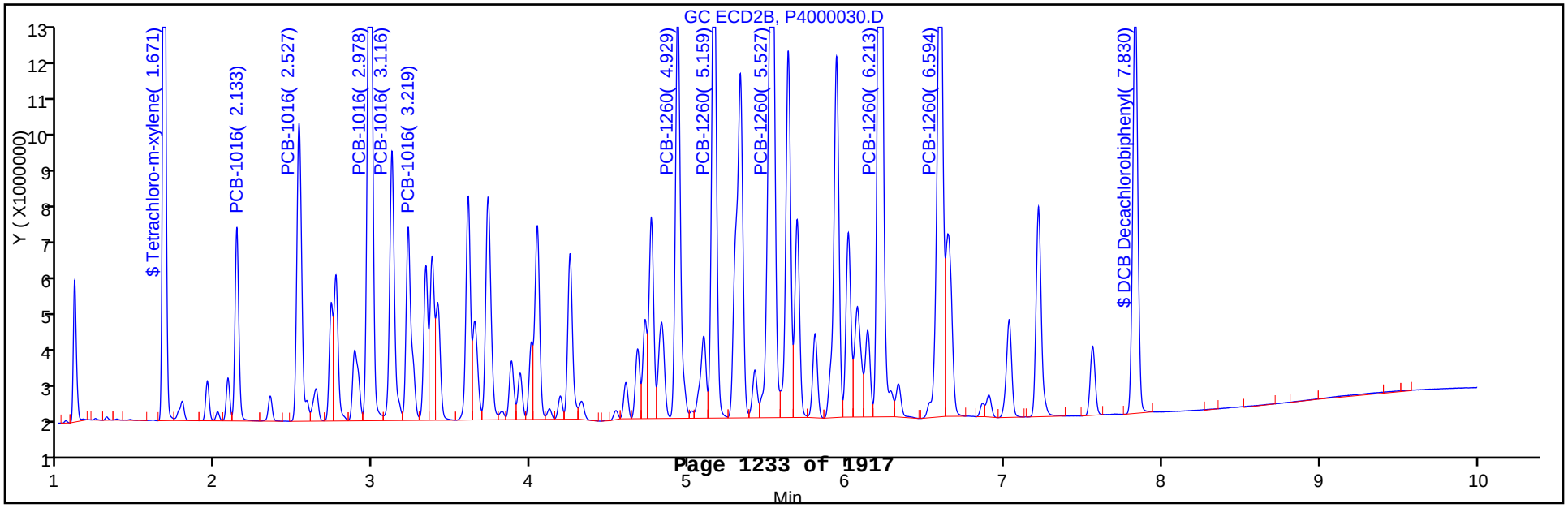

TestAmerica Canton
Target Compound Quantitation Report

Data File:	\\Ncchrom\ChromData\A2HP4\20130123-16796.b\P4000031.D		
Lims ID:	STD1 1660	Client ID:	
Inject. Date:	23-Jan-2013 18:42:33	Dil. Factor:	1.0000
Sample Type:	IC	Calib Level:	5
Sample ID:	240-0016796-031		
Misc. Info.:			
Operator:		Instrument ID:	A2HP4
Injection Vol:	1.0 ul	ALS Bottle#:	31
Lims Batch ID:	72953	Lims Sample ID:	31
Sublist:	chrom-PCB4*sub5		
Detector 1 :	GC ECD1A		
Detector 2 :	GC ecd2b		

Method:	\\Ncchrom\ChromData\A2HP4\20130123-16796.b\PCB4.m		
Last Update:	24-Jan-2013 07:49:26	Calib Date:	23-Jan-2013 22:06:47
Quant Method:	External Standard	Quant By:	Initial Calibration
Last ICal File:	\\Ncchrom\ChromData\A2HP4\20130123-16796.b\P4000044.D		
Limit Group:	GC 8082A ICAL		
Integrator:	Falcon		
Column Type:		Column Dia:	
Process Host:	XAWRK022		

First Level Reviewer: hassl Date: 24-Jan-2013 07:43:09

Det	Sig	RT	EXP RT	DLT RT	Response	On-Col Amt ng/ul	Ratio Range	Ratio	Flags
$ 2 Tetrachloro-m-xylene									
1	44	1.270	1.269	0.001	72452274	0.0496			
2	2	1.671	1.671	0.000	58027048	0.0507			
						RPD = 2.24			
6 PCB-1016									M
1	100	1.538	1.538	0.000	22763051	0.9140		100.0	
1	2	1.819	1.819	0.000	41873472	0.9211	157.7- 207.7	184.0	M
1	3	2.210	2.210	0.000	89309171	0.9761	335.7- 385.7	392.3	M
1	4	2.330	2.330	0.000	39203590	0.9580	127.8- 197.8	172.2	M
1	5	2.709	2.709	0.000	39308284	0.9518	140.6- 190.6	172.7	M
			Average of Peak Amounts =			0.9442			
2	6	2.132	2.133	-0.001	17735743	0.9271		100.0	
2	7	2.527	2.527	0.000	35665826	0.9285	173.3- 233.3	201.1	
2	8	2.979	2.978	0.001	75793095	0.9892	368.6- 428.6	427.3	
2	9	3.116	3.116	0.000	32110611	0.9685	147.6- 207.6	181.1	
2	10	3.220	3.219	0.001	25489545	0.9832	109.0- 169.0	143.7	
			Average of Peak Amounts =			0.9593			
						RPD = 1.59			

Report Date: 24-Jan-2013 07:49:27 Chrom Revision: 2.0 27-Nov-2012 13:14:12
Data File: \\Ncchrom\ChromData\A2HP4\20130123-16796.b\P4000031.D

Det	Sig	RT	EXP RT	DLT RT	Response	On-Col Amt ng/ul	Ratio Range	Ratio	Flags
10 PCB-1260									
1	100	3.908	3.908	0.000	57684671	0.9586		100.0	
1	2	4.195	4.195	0.000	103941899	0.9669	153.3- 203.3	180.2	
1	3	4.475	4.475	0.000	105582253	0.9837	152.7- 202.7	183.0	
1	4	5.176	5.176	0.000	122952733	1.01	177.2- 227.2	213.1	
1	5	5.460	5.459	0.001	61431693	1.00	77.3- 127.3	106.5	
			Average of Peak Amounts =			0.9831			
2	6	4.930	4.929	0.001	51792008	0.9594		100.0	
2	7	5.160	5.159	0.001	60829967	0.9670	86.6- 146.6	117.5	
2	8	5.528	5.527	0.001	91516414	0.9822	141.2- 201.2	176.7	
2	9	6.213	6.213	0.000	109317855	0.9812	175.0- 235.0	211.1	
2	10	6.594	6.594	0.000	78109940	0.9856	115.7- 175.7	150.8	
			Average of Peak Amounts =			0.9751			
						RPD = 0.82			
$ 12 DCB Decachlorobiphenyl									
1	100	6.616	6.616	0.000	62361364	0.0486			
2	2	7.831	7.830	0.001	52431061	0.0478			
						RPD = 1.67			

QC Flag Legend

Review Flags
M - Manually Integrated

Report Date: 24-Jan-2013 07:49:27 Chrom Revision: 2.0 27-Nov-2012 13:14:12

TestAmerica Canton

Data File:	\\Ncchrom\ChromData\A2HP4\20130123-16796.b\P4000031.D		
Injection Date:	23-Jan-2013 18:42:33	Limit Group:	GC 8082A ICAL
Client ID:		Instrument ID:	A2HP4
Lims Batch ID:	72953	Lims Sample ID:	31
Operator ID:		Injection Vol:	1.0 ul
Column Type:		Column Dia:	

Y Scaling: Method Defined: Set to Absolute Y Value

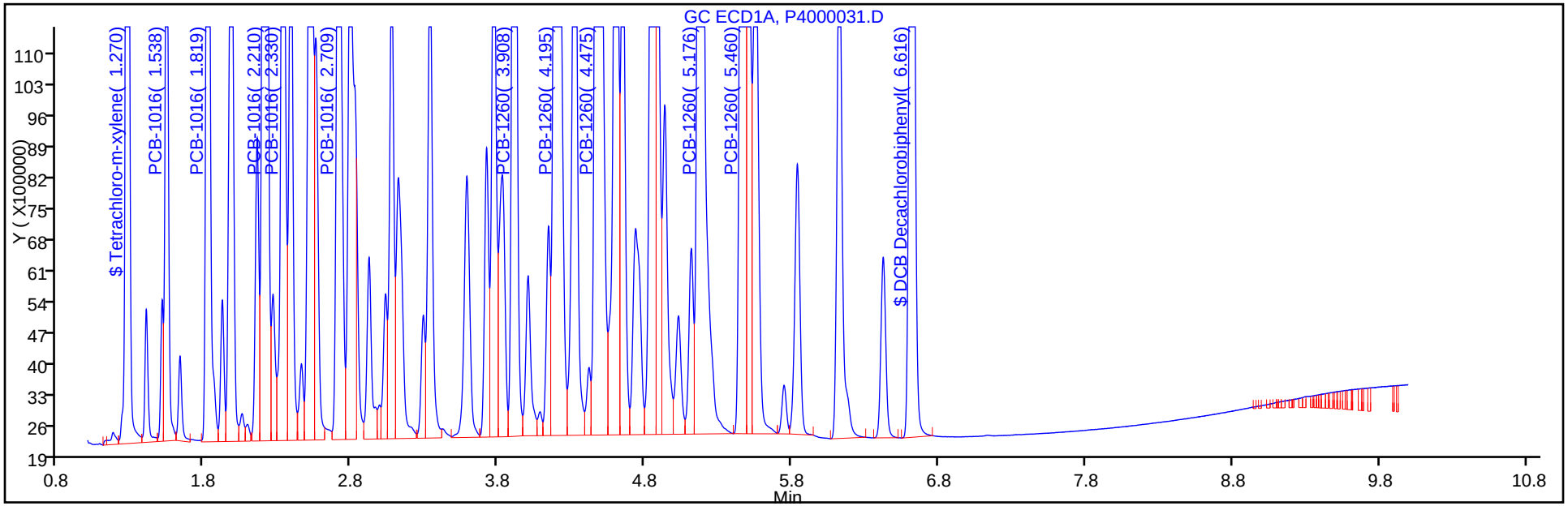

Y Scaling: Method Defined: Set to Absolute Y Value

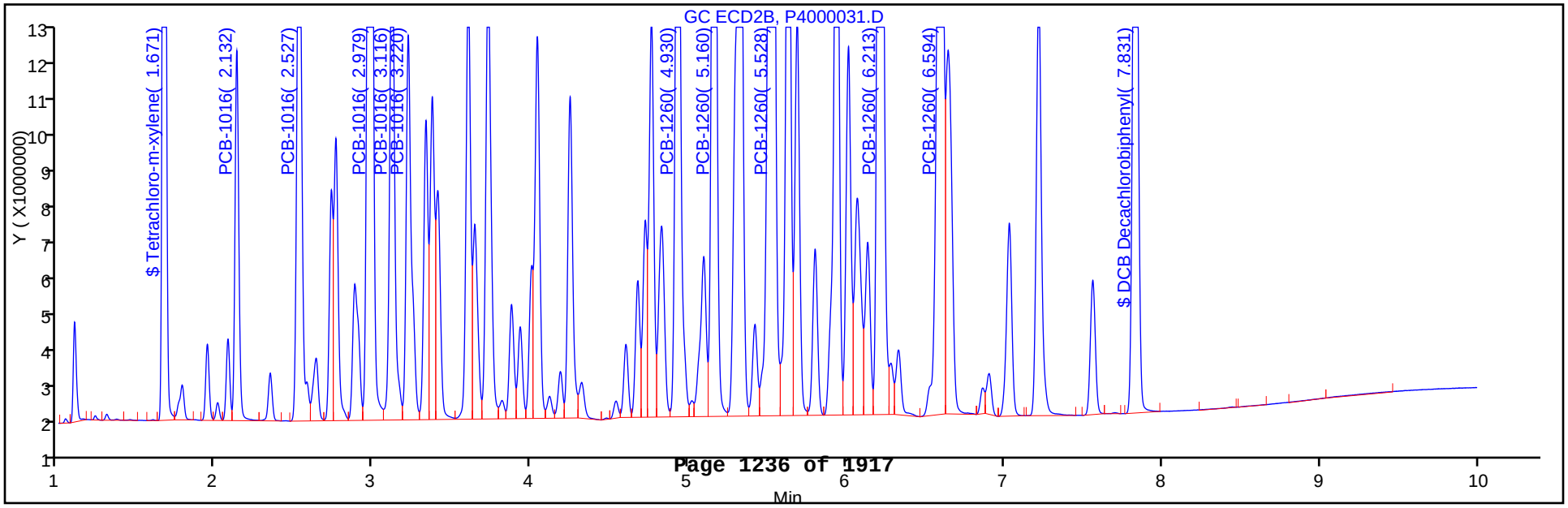

TestAmerica Canton
Target Compound Quantitation Report

Data File:	\\Ncchrom\ChromData\A2HP4\20130123-16796.b\P4000032.D		
Lims ID:	STD2 1660	Client ID:	
Inject. Date:	23-Jan-2013 18:58:12	Dil. Factor:	1.0000
Sample Type:	IC	Calib Level:	6
Sample ID:	240-0016796-032		
Misc. Info.:			
Operator:		Instrument ID:	A2HP4
Injection Vol:	1.0 ul	ALS Bottle#:	32
Lims Batch ID:	72953	Lims Sample ID:	32
Sublist:	chrom-PCB4*sub5		
Detector 1 :	GC ECD1A		
Detector 2 :	GC ecd2b		

Method:	\\Ncchrom\ChromData\A2HP4\20130123-16796.b\PCB4.m		
Last Update:	24-Jan-2013 07:49:24	Calib Date:	23-Jan-2013 22:06:47
Quant Method:	External Standard	Quant By:	Initial Calibration
Last ICal File:	\\Ncchrom\ChromData\A2HP4\20130123-16796.b\P4000044.D		
Limit Group:	GC 8082A ICAL		
Integrator:	Falcon		
Column Type:		Column Dia:	
Process Host:	XAWRK022		

Det	Sig	RT	EXP RT	DLT RT	Response	On-Col Amt ng/ul	Ratio Range	Ratio	Flags
$ 2 Tetrachloro-m-xylene									
1	44	1.269	1.269	0.000	136246739	0.0932			
2	2	1.671	1.671	0.000	113409771	0.0990			
						RPD = 6.09			
6 PCB-1016									
1	100	1.538	1.538	0.000	42318835	1.70		100.0	
1	2	1.819	1.819	0.000	77546507	1.71	157.7- 207.7	183.2	
1	3	2.211	2.210	0.001	171174412	1.87	335.7- 385.7	404.5	
1	4	2.330	2.330	0.000	73863398	1.80	127.8- 197.8	174.5	
1	5	2.708	2.709	-0.001	74516292	1.80	140.6- 190.6	176.1	
			Average of Peak Amounts =			1.78			
2	6	2.132	2.133	-0.001	33610835	1.76		100.0	
2	7	2.527	2.527	0.000	66840422	1.74	173.3- 233.3	198.9	
2	8	2.978	2.978	0.000	146832964	1.92	368.6- 428.6	436.9	
2	9	3.116	3.116	0.000	61715088	1.86	147.6- 207.6	183.6	
2	10	3.219	3.219	0.000	49645719	1.91	109.0- 169.0	147.7	
			Average of Peak Amounts =			1.84			
						RPD = 3.37			

Det	Sig	RT	EXP RT	DLT RT	Response	On-Col Amt ng/ul	Ratio Range	Ratio	Flags
10 PCB-1260									
1	100	3.907	3.908	-0.001	110771056	1.84		100.0	
1	2	4.194	4.195	-0.001	199056355	1.85	153.3- 203.3	179.7	
1	3	4.474	4.475	-0.001	204413485	1.90	152.7- 202.7	184.5	
1	4	5.175	5.176	-0.001	239078863	1.96	177.2- 227.2	215.8	
1	5	5.459	5.459	0.000	119870445	1.95	77.3- 127.3	108.2	
			Average of Peak Amounts =			1.90			
2	6	4.930	4.929	0.001	100790684	1.87		100.0	
2	7	5.160	5.159	0.001	118381646	1.88	86.6- 146.6	117.5	
2	8	5.528	5.527	0.001	179032158	1.92	141.2- 201.2	177.6	
2	9	6.213	6.213	0.000	218480385	1.96	175.0- 235.0	216.8	
2	10	6.593	6.594	-0.001	152152454	1.92	115.7- 175.7	151.0	
			Average of Peak Amounts =			1.91			
						RPD = 0.48			
$ 12 DCB Decachlorobiphenyl									
1	100	6.617	6.616	0.001	118826526	0.0926			
2	2	7.830	7.830	0.000	99307186	0.0905			
						RPD = 2.27			

Report Date: 24-Jan-2013 07:49:25 Chrom Revision: 2.0 27-Nov-2012 13:14:12

TestAmerica Canton

Data File:	\\Ncchrom\ChromData\A2HP4\20130123-16796.b\P4000032.D		
Injection Date:	23-Jan-2013 18:58:12	Limit Group:	GC 8082A ICAL
Client ID:		Instrument ID:	A2HP4
Lims Batch ID:	72953	Lims Sample ID:	32
Operator ID:		Injection Vol:	1.0 ul
Column Type:		Column Dia:	

Y Scaling: Method Defined: Set to Absolute Y Value

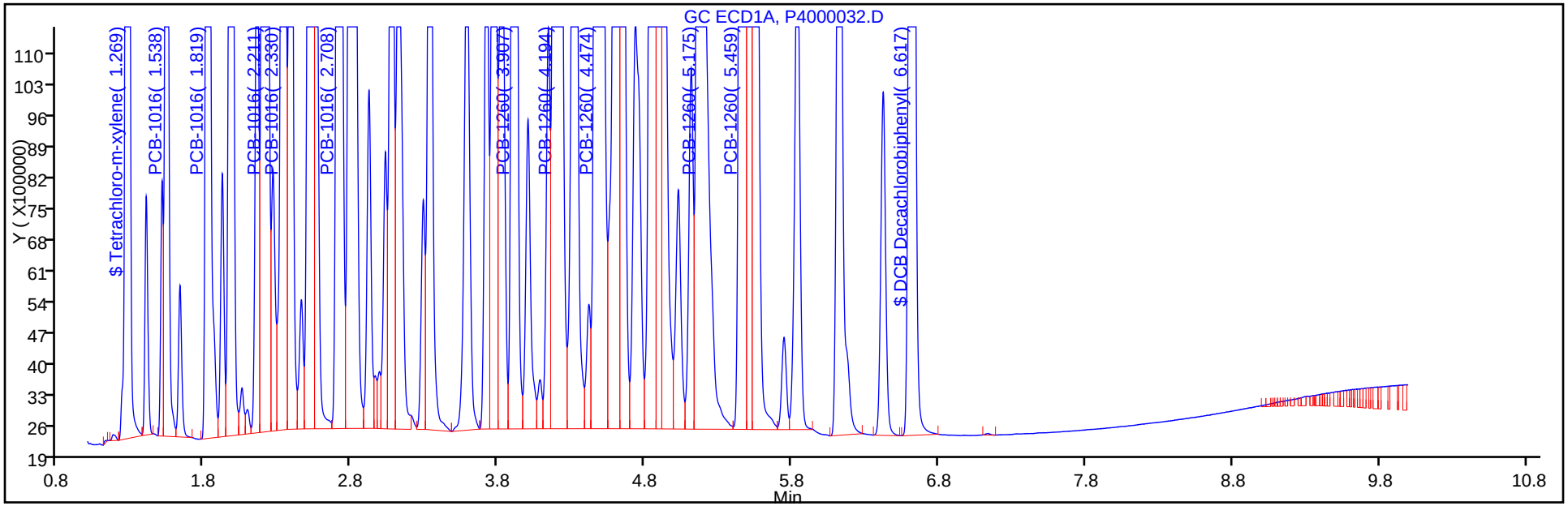

Y Scaling: Method Defined: Set to Absolute Y Value

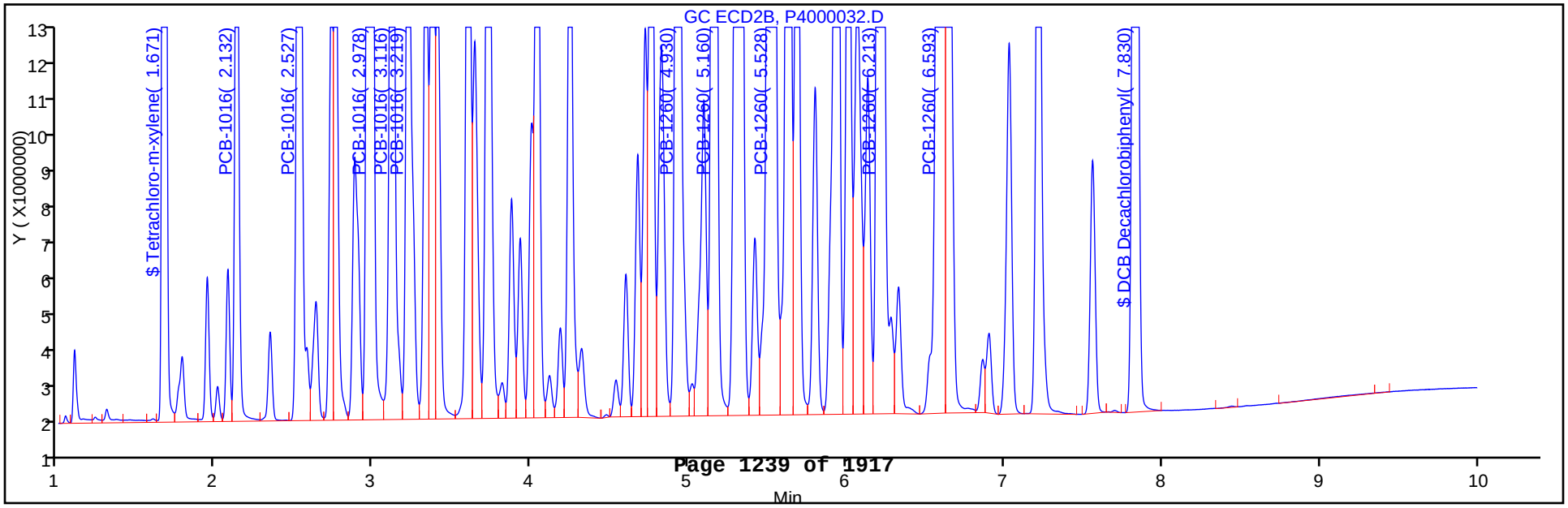

FORM VII
PCBS CONTINUING CALIBRATION DATA

Lab Name: TestAmerica Canton Job No.: 240-21987-1

SDG No.:

Lab Sample ID: ICV 240-72953/45 Calibration Date: 01/23/2013 22:22

Instrument ID: A2HP4 Calib Start Date: 01/23/2013 16:05

GC Column: CLP-1 ID: 0.53(mm) Calib End Date: 01/23/2013 17:23

Lab File ID: P4000045.D Conc. Units: ng/uL

ANALYTE	CURVE TYPE	AVE CF	CF	MIN CF	CALC AMOUNT	SPIKE AMOUNT	%D	MAX %D
PCB-1221 Peak 1	Ave	13644369	13304900		0.975	1.00	-2.5	20.0
PCB-1221 Peak 2	Ave	7786422	7287779		0.936	1.00	-6.4	20.0
PCB-1221 Peak 3	Ave	33442751	31905736		0.954	1.00	-4.6	20.0

FORM VII
PCBS CONTINUING CALIBRATION RETENTION TIME SUMMARY

Lab Name: TestAmerica Canton Job No.: 240-21987-1

SDG No.:

Lab Sample ID: ICV 240-72953/45 Calibration Date: 01/23/2013 22:22

Instrument ID: A2HP4 Calib Start Date: 01/23/2013 16:05

GC Column: CLP-1 ID: 0.53(mm) Calib End Date: 01/23/2013 17:23

Lab File ID: P4000045.D

Analyte	RT	RT WINDOW	
		FROM	TO
PCB-1221 Peak 1	1.40	1.30	1.50
PCB-1221 Peak 2	1.51	1.41	1.61
PCB-1221 Peak 3	1.54	1.44	1.64

TestAmerica Canton
Target Compound Quantitation Report

Data File:	\\Ncchrom\ChromData\A2HP4\20130123-16796.b\P4000045.D		
Lims ID:	ICV 1221	Client ID:	
Inject. Date:	23-Jan-2013 22:22:35	Dil. Factor:	1.0000
Sample Type:	ICV		
Sample ID:	240-0016796-045		
Misc. Info.:			
Operator:		Instrument ID:	A2HP4
Injection Vol:	1.0 ul	ALS Bottle#:	45
Lims Batch ID:	72953	Lims Sample ID:	45
Sublist:			
Detector 1 :	GC ECD1A		
Detector 2 :	GC ecd2b		
Method:	\\Ncchrom\ChromData\A2HP4\20130123-16796.b\PCB4.m		
Last Update:	24-Jan-2013 07:48:31	Calib Date:	23-Jan-2013 22:06:47
Quant Method:	External Standard	Quant By:	Initial Calibration
Last ICal File:	\\Ncchrom\ChromData\A2HP4\20130123-16796.b\P4000044.D		
Limit Group:	GC 8082A ICAL		
Integrator:	Falcon		
Column Type:		Column Dia:	
Process Host:	XAWRK022		

First Level Reviewer: hassl Date: 24-Jan-2013 07:44:11

Det	Sig	RT	EXP RT	DLT RT	Response	On-Col Amt ng/ul	Ratio Range	Ratio	Flags
3 PCB-1221									
1	2	1.399	1.400	-0.001	13304900	0.9751		100.0	
1	3	1.508	1.508	0.000	7287779	0.9360	30.4- 80.4	54.8	
1	4	1.538	1.537	0.001	31905736	0.9540	210.8- 260.8	239.8	
			Average of Peak Amounts =			0.9550			
2	4	1.945	1.945	0.000	10472847	0.9155		100.0	
2	5	2.076	2.075	0.001	7061905	0.9295	36.5- 96.5	67.4	
2	6	2.133	2.132	0.001	26209266	0.9519	208.4- 268.4	250.3	
			Average of Peak Amounts =			0.9323			
						RPD = 2.41			

Report Date: 24-Jan-2013 07:48:57 Chrom Revision: 2.0 27-Nov-2012 13:14:12

TestAmerica Canton

Data File:	\\Ncchrom\ChromData\A2HP4\20130123-16796.b\P4000045.D		
Injection Date:	23-Jan-2013 22:22:35	Limit Group:	GC 8082A ICAL
Client ID:		Instrument ID:	A2HP4
Lims Batch ID:	72953	Lims Sample ID:	45
Operator ID:		Injection Vol:	1.0 ul
Column Type:		Column Dia:	

Y Scaling: Method Defined: Set to Absolute Y Value

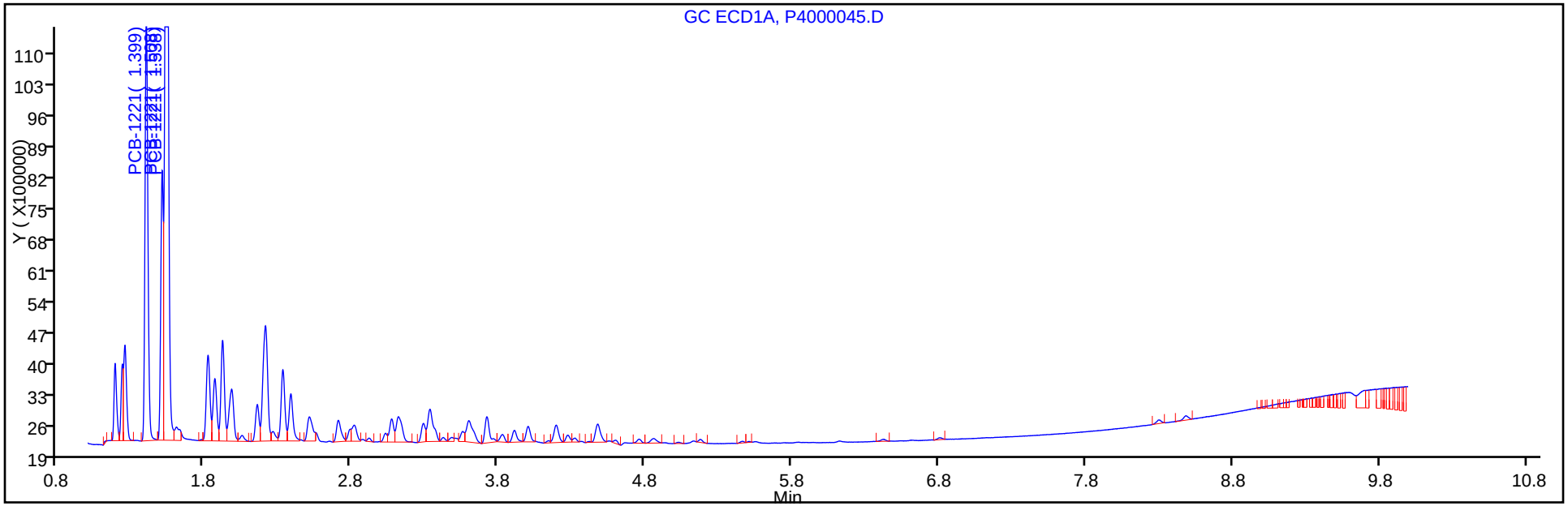

Y Scaling: Method Defined: Set to Absolute Y Value

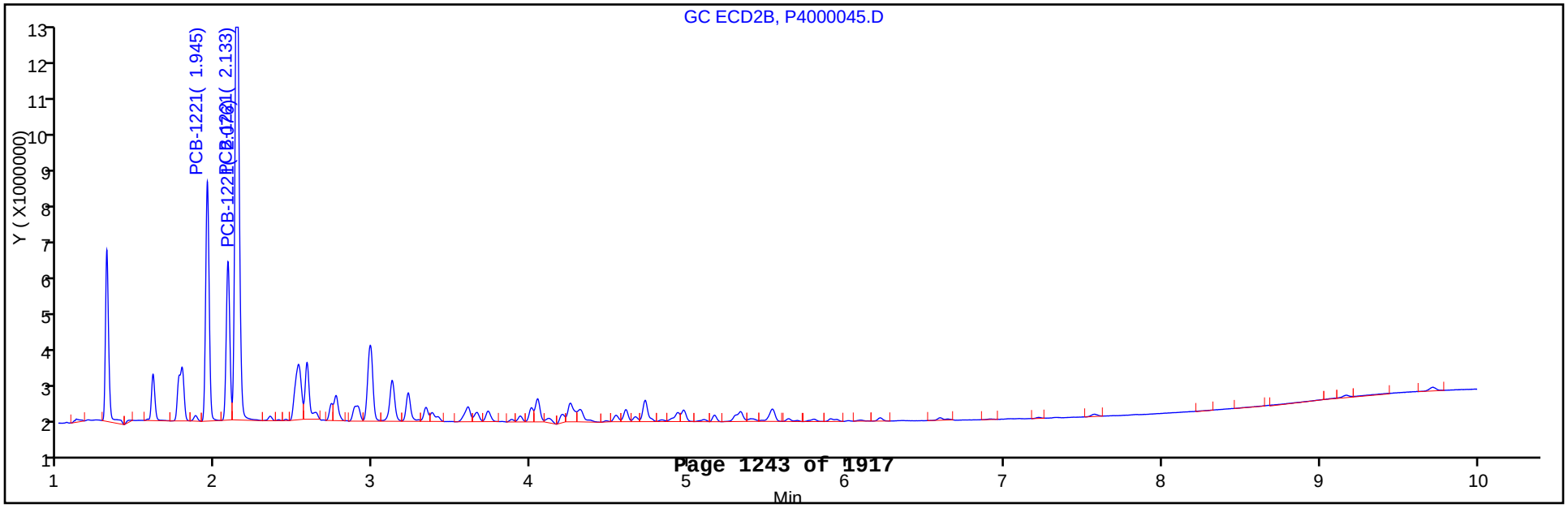

FORM VII
PCBS CONTINUING CALIBRATION DATA

Lab Name: TestAmerica Canton Job No.: 240-21987-1

SDG No.:

Lab Sample ID: ICV 240-72953/45 Calibration Date: 01/23/2013 22:22

Instrument ID: A2HP4 Calib Start Date: 01/23/2013 16:05

GC Column: CLP-2 ID: 0.53(mm) Calib End Date: 01/23/2013 17:23

Lab File ID: P4000045.D Conc. Units: ng/uL

ANALYTE	CURVE TYPE	AVE CF	CF	MIN CF	CALC AMOUNT	SPIKE AMOUNT	%D	MAX %D
PCB-1221 Peak 1	Ave	11439626	10472847		0.915	1.00	-8.5	20.0
PCB-1221 Peak 2	Ave	7597568	7061905		0.929	1.00	-7.1	20.0
PCB-1221 Peak 3	Ave	27534014	26209266		0.952	1.00	-4.8	20.0

FORM VII
PCBS CONTINUING CALIBRATION RETENTION TIME SUMMARY

Lab Name: TestAmerica Canton Job No.: 240-21987-1

SDG No.:

Lab Sample ID: ICV 240-72953/45 Calibration Date: 01/23/2013 22:22

Instrument ID: A2HP4 Calib Start Date: 01/23/2013 16:05

GC Column: CLP-2 ID: 0.53(mm) Calib End Date: 01/23/2013 17:23

Lab File ID: P4000045.D

Analyte	RT	RT WINDOW	
		FROM	TO
PCB-1221 Peak 1	1.95	1.85	2.05
PCB-1221 Peak 2	2.08	1.98	2.18
PCB-1221 Peak 3	2.13	2.03	2.23

Form VII 8082/DOD

TestAmerica Canton
Target Compound Quantitation Report

Data File:	\\Ncchrom\ChromData\A2HP4\20130123-16796.b\P4000045.D		
Lims ID:	ICV 1221	Client ID:	
Inject. Date:	23-Jan-2013 22:22:35	Dil. Factor:	1.0000
Sample Type:	ICV		
Sample ID:	240-0016796-045		
Misc. Info.:			
Operator:		Instrument ID:	A2HP4
Injection Vol:	1.0 ul	ALS Bottle#:	45
Lims Batch ID:	72953	Lims Sample ID:	45
Sublist:			
Detector 1 :	GC ECD1A		
Detector 2 :	GC ecd2b		
Method:	\\Ncchrom\ChromData\A2HP4\20130123-16796.b\PCB4.m		
Last Update:	24-Jan-2013 07:48:31	Calib Date:	23-Jan-2013 22:06:47
Quant Method:	External Standard	Quant By:	Initial Calibration
Last ICal File:	\\Ncchrom\ChromData\A2HP4\20130123-16796.b\P4000044.D		
Limit Group:	GC 8082A ICAL		
Integrator:	Falcon		
Column Type:		Column Dia:	
Process Host:	XAWRK022		

First Level Reviewer: hassl Date: 24-Jan-2013 07:44:11

Det	Sig	RT	EXP RT	DLT RT	Response	On-Col Amt ng/ul	Ratio Range	Ratio	Flags
3 PCB-1221									
1	2	1.399	1.400	-0.001	13304900	0.9751		100.0	
1	3	1.508	1.508	0.000	7287779	0.9360	30.4- 80.4	54.8	
1	4	1.538	1.537	0.001	31905736	0.9540	210.8- 260.8	239.8	
			Average of Peak Amounts =			0.9550			
2	4	1.945	1.945	0.000	10472847	0.9155		100.0	
2	5	2.076	2.075	0.001	7061905	0.9295	36.5- 96.5	67.4	
2	6	2.133	2.132	0.001	26209266	0.9519	208.4- 268.4	250.3	
			Average of Peak Amounts =			0.9323			
						RPD = 2.41			

Report Date: 24-Jan-2013 07:48:58 Chrom Revision: 2.0 27-Nov-2012 13:14:12

TestAmerica Canton

Data File:	\\Ncchrom\ChromData\A2HP4\20130123-16796.b\P4000045.D		
Injection Date:	23-Jan-2013 22:22:35	Limit Group:	GC 8082A ICAL
Client ID:		Instrument ID:	A2HP4
Lims Batch ID:	72953	Lims Sample ID:	45
Operator ID:		Injection Vol:	1.0 ul
Column Type:		Column Dia:	

Y Scaling: Method Defined: Set to Absolute Y Value

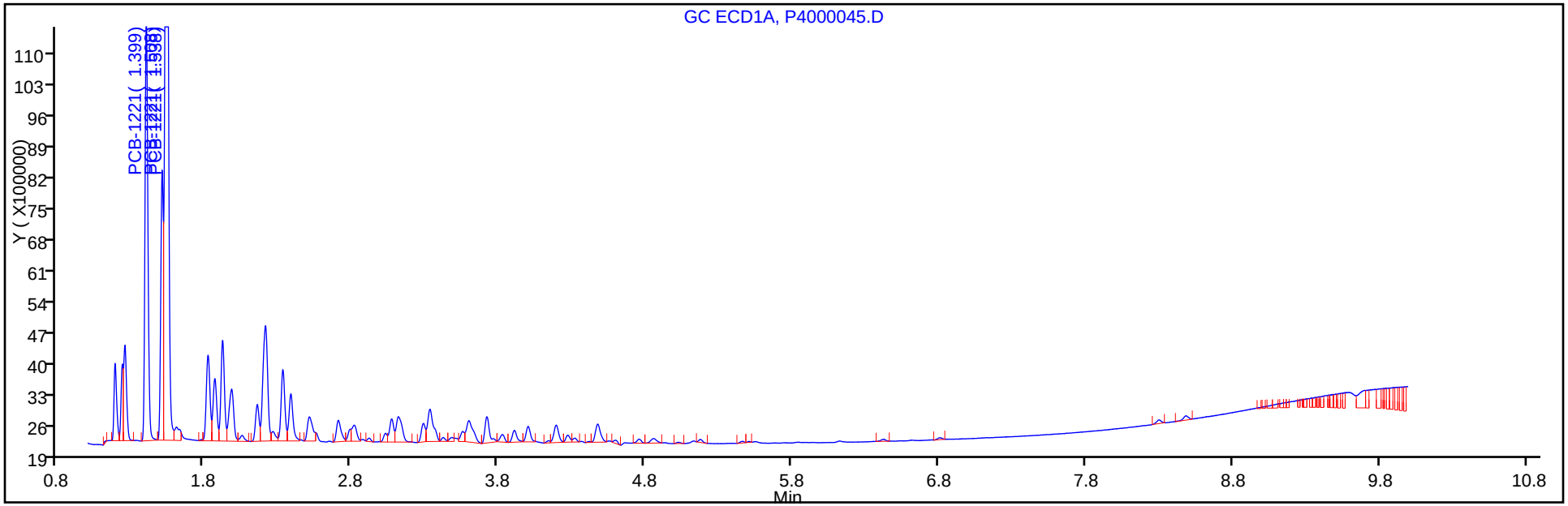

Y Scaling: Method Defined: Set to Absolute Y Value

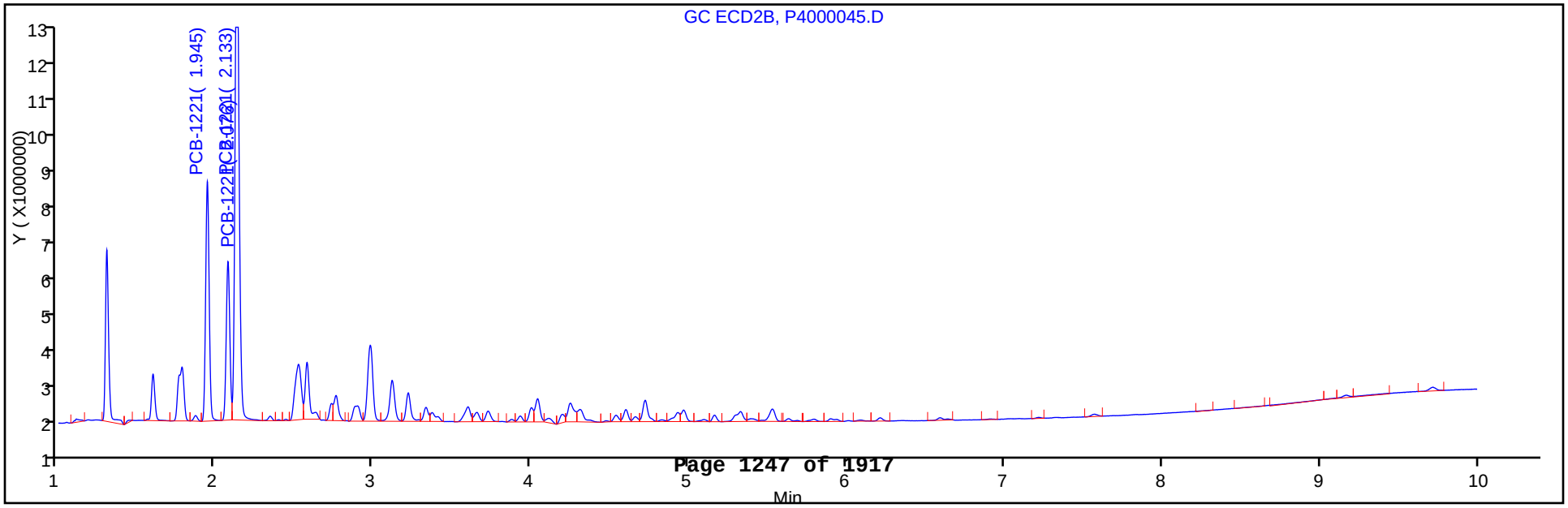

FORM VII
PCBS CONTINUING CALIBRATION DATA

Lab Name: TestAmerica Canton Job No.: 240-21987-1

SDG No.:

Lab Sample ID: ICV 240-72953/46 Calibration Date: 01/23/2013 22:38

Instrument ID: A2HP4 Calib Start Date: 01/23/2013 11:22

GC Column: CLP-1 ID: 0.53(mm) Calib End Date: 01/23/2013 12:41

Lab File ID: P4000046.D Conc. Units: ng/uL

ANALYTE	CURVE TYPE	AVE CF	CF	MIN CF	CALC AMOUNT	SPIKE AMOUNT	%D	MAX %D
PCB-1232 Peak 1	Ave	27277651	22508485		0.825	1.00	-17.5	20.0
PCB-1232 Peak 2	Ave	19327512	17911629		0.927	1.00	-7.3	20.0
PCB-1232 Peak 3	Ave	39217327	38045227		0.970	1.00	-3.0	20.0
PCB-1232 Peak 4	Ave	17270323	16671002		0.965	1.00	-3.5	20.0
PCB-1232 Peak 5	Ave	16031372	16023746		1.00	1.00	-0.0	20.0

FORM VII
PCBS CONTINUING CALIBRATION RETENTION TIME SUMMARY

Lab Name: TestAmerica Canton Job No.: 240-21987-1

SDG No.:

Lab Sample ID: ICV 240-72953/46 Calibration Date: 01/23/2013 22:38

Instrument ID: A2HP4 Calib Start Date: 01/23/2013 11:22

GC Column: CLP-1 ID: 0.53(mm) Calib End Date: 01/23/2013 12:41

Lab File ID: P4000046.D

Analyte	RT	RT WINDOW	
		FROM	TO
PCB-1232 Peak 1	1.54	1.44	1.64
PCB-1232 Peak 2	1.82	1.72	1.92
PCB-1232 Peak 3	2.21	2.11	2.31
PCB-1232 Peak 4	2.33	2.23	2.43
PCB-1232 Peak 5	2.71	2.61	2.81

TestAmerica Canton
Target Compound Quantitation Report

Data File:	\\Ncchrom\ChromData\A2HP4\20130123-16796.b\P4000046.D		
Lims ID:	ICV 1232	Client ID:	
Inject. Date:	23-Jan-2013 22:38:14	Dil. Factor:	1.0000
Sample Type:	ICV		
Sample ID:	240-0016796-046		
Misc. Info.:			
Operator:		Instrument ID:	A2HP4
Injection Vol:	1.0 ul	ALS Bottle#:	46
Lims Batch ID:	72953	Lims Sample ID:	46
Sublist:			
Detector 1 :	GC ECD1A		
Detector 2 :	GC ecd2b		
Method:	\\Ncchrom\ChromData\A2HP4\20130123-16796.b\PCB4.m		
Last Update:	24-Jan-2013 07:48:31	Calib Date:	23-Jan-2013 22:06:47
Quant Method:	External Standard	Quant By:	Initial Calibration
Last ICal File:	\\Ncchrom\ChromData\A2HP4\20130123-16796.b\P4000044.D		
Limit Group:	GC 8082A ICAL		
Integrator:	Falcon		
Column Type:		Column Dia:	
Process Host:	XAWRK022		

Det	Sig	RT	EXP RT	DLT RT	Response	On-Col Amt ng/ul	Ratio Range	Ratio	Flags
4 PCB-1232									
1	100	1.537	1.536	0.001	22508485	0.8252		100.0	
1	2	1.818	1.818	0.000	17911629	0.9267	46.8- 96.8	79.6	
1	3	2.210	2.211	-0.001	38045227	0.9701	117.9- 167.9	169.0	
1	4	2.330	2.329	0.001	16671002	0.9653	39.4- 89.4	74.1	
1	5	2.709	2.707	0.002	16023746	1.00	34.4- 84.4	71.2	
			Average of Peak Amounts =			0.9374			
2	6	2.133	2.131	0.002	18493538	0.8258		100.0	
2	7	2.527	2.526	0.001	17846493	0.9812	47.9- 107.9	96.5	
2	8	2.978	2.978	0.000	32440867	0.9640	118.4- 178.4	175.4	
2	9	3.117	3.116	0.001	13966223	0.9435	36.9- 96.9	75.5	
2	10	3.726	3.726	0.000	11741086	0.9554	22.5- 82.5	63.5	
			Average of Peak Amounts =			0.9340			
						RPD = 0.36			

Report Date: 24-Jan-2013 07:48:54 Chrom Revision: 2.0 27-Nov-2012 13:14:12

TestAmerica Canton

Data File:	\\Ncchrom\ChromData\A2HP4\20130123-16796.b\P4000046.D		
Injection Date:	23-Jan-2013 22:38:14	Limit Group:	GC 8082A ICAL
Client ID:		Instrument ID:	A2HP4
Lims Batch ID:	72953	Lims Sample ID:	46
Operator ID:		Injection Vol:	1.0 ul
Column Type:		Column Dia:	

Y Scaling: Method Defined: Set to Absolute Y Value

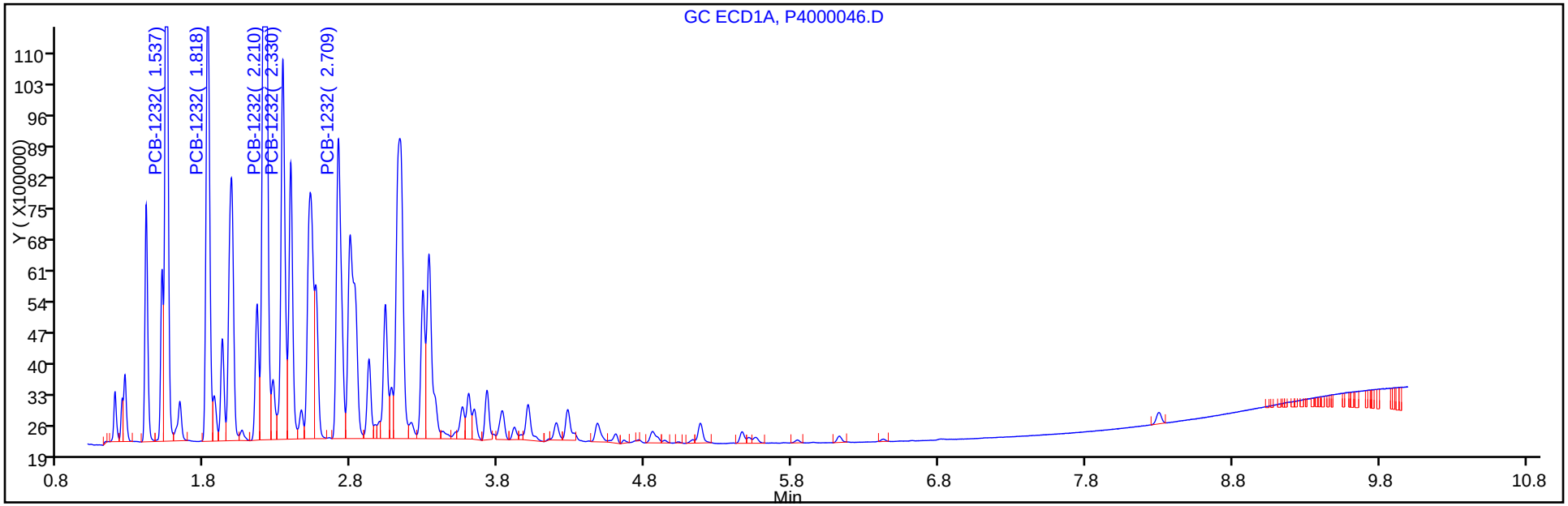

Y Scaling: Method Defined: Set to Absolute Y Value

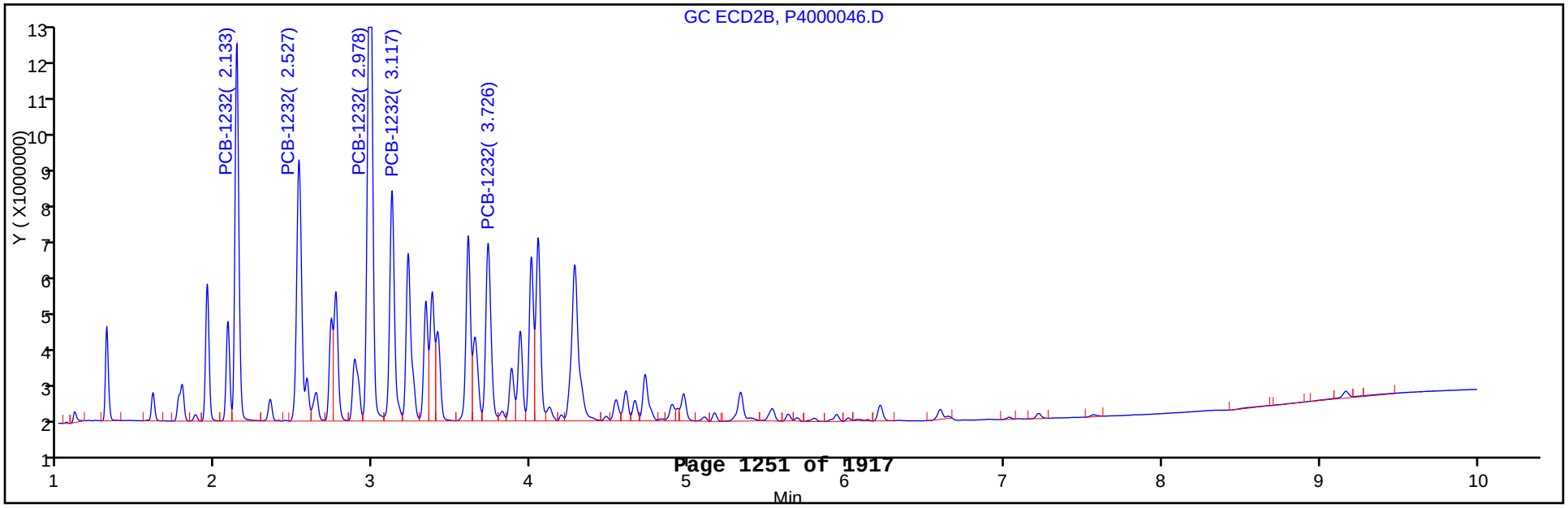

FORM VII
PCBS CONTINUING CALIBRATION DATA

Lab Name: TestAmerica Canton Job No.: 240-21987-1

SDG No.:

Lab Sample ID: ICV 240-72953/46 Calibration Date: 01/23/2013 22:38

Instrument ID: A2HP4 Calib Start Date: 01/23/2013 11:22

GC Column: CLP-2 ID: 0.53(mm) Calib End Date: 01/23/2013 12:41

Lab File ID: P4000046.D Conc. Units: ng/uL

ANALYTE	CURVE TYPE	AVE CF	CF	MIN CF	CALC AMOUNT	SPIKE AMOUNT	%D	MAX %D
PCB-1232 Peak 1	Ave	22395001	18493538		0.826	1.00	-17.4	20.0
PCB-1232 Peak 2	Ave	18188459	17846493		0.981	1.00	-1.9	20.0
PCB-1232 Peak 3	Ave	33651423	32440867		0.964	1.00	-3.6	20.0
PCB-1232 Peak 4	Ave	14802362	13966223		0.944	1.00	-5.6	20.0
PCB-1232 Peak 5	Ave	12288795	11741086		0.955	1.00	-4.5	20.0

FORM VII
PCBS CONTINUING CALIBRATION RETENTION TIME SUMMARY

Lab Name: TestAmerica Canton Job No.: 240-21987-1

SDG No.:

Lab Sample ID: ICV 240-72953/46 Calibration Date: 01/23/2013 22:38

Instrument ID: A2HP4 Calib Start Date: 01/23/2013 11:22

GC Column: CLP-2 ID: 0.53(mm) Calib End Date: 01/23/2013 12:41

Lab File ID: P4000046.D

Analyte	RT	RT WINDOW	
		FROM	TO
PCB-1232 Peak 1	2.13	2.03	2.23
PCB-1232 Peak 2	2.53	2.43	2.63
PCB-1232 Peak 3	2.98	2.88	3.08
PCB-1232 Peak 4	3.12	3.02	3.22
PCB-1232 Peak 5	3.73	3.63	3.83

TestAmerica Canton
Target Compound Quantitation Report

Data File:	\\Ncchrom\ChromData\A2HP4\20130123-16796.b\P4000046.D		
Lims ID:	ICV 1232	Client ID:	
Inject. Date:	23-Jan-2013 22:38:14	Dil. Factor:	1.0000
Sample Type:	ICV		
Sample ID:	240-0016796-046		
Misc. Info.:			
Operator:		Instrument ID:	A2HP4
Injection Vol:	1.0 ul	ALS Bottle#:	46
Lims Batch ID:	72953	Lims Sample ID:	46
Sublist:			
Detector 1 :	GC ECD1A		
Detector 2 :	GC ecd2b		
Method:	\\Ncchrom\ChromData\A2HP4\20130123-16796.b\PCB4.m		
Last Update:	24-Jan-2013 07:48:31	Calib Date:	23-Jan-2013 22:06:47
Quant Method:	External Standard	Quant By:	Initial Calibration
Last ICal File:	\\Ncchrom\ChromData\A2HP4\20130123-16796.b\P4000044.D		
Limit Group:	GC 8082A ICAL		
Integrator:	Falcon		
Column Type:		Column Dia:	
Process Host:	XAWRK022		

Det	Sig	RT	EXP RT	DLT RT	Response	On-Col Amt ng/ul	Ratio Range	Ratio	Flags
4 PCB-1232									
1	100	1.537	1.536	0.001	22508485	0.8252		100.0	
1	2	1.818	1.818	0.000	17911629	0.9267	46.8- 96.8	79.6	
1	3	2.210	2.211	-0.001	38045227	0.9701	117.9- 167.9	169.0	
1	4	2.330	2.329	0.001	16671002	0.9653	39.4- 89.4	74.1	
1	5	2.709	2.707	0.002	16023746	1.00	34.4- 84.4	71.2	
			Average of Peak Amounts =			0.9374			
2	6	2.133	2.131	0.002	18493538	0.8258		100.0	
2	7	2.527	2.526	0.001	17846493	0.9812	47.9- 107.9	96.5	
2	8	2.978	2.978	0.000	32440867	0.9640	118.4- 178.4	175.4	
2	9	3.117	3.116	0.001	13966223	0.9435	36.9- 96.9	75.5	
2	10	3.726	3.726	0.000	11741086	0.9554	22.5- 82.5	63.5	
			Average of Peak Amounts =			0.9340			
						RPD = 0.36			

Report Date: 24-Jan-2013 07:48:55 Chrom Revision: 2.0 27-Nov-2012 13:14:12

TestAmerica Canton

Data File:	\\Ncchrom\ChromData\A2HP4\20130123-16796.b\P4000046.D		
Injection Date:	23-Jan-2013 22:38:14	Limit Group:	GC 8082A ICAL
Client ID:		Instrument ID:	A2HP4
Lims Batch ID:	72953	Lims Sample ID:	46
Operator ID:		Injection Vol:	1.0 ul
Column Type:		Column Dia:	

Y Scaling: Method Defined: Set to Absolute Y Value

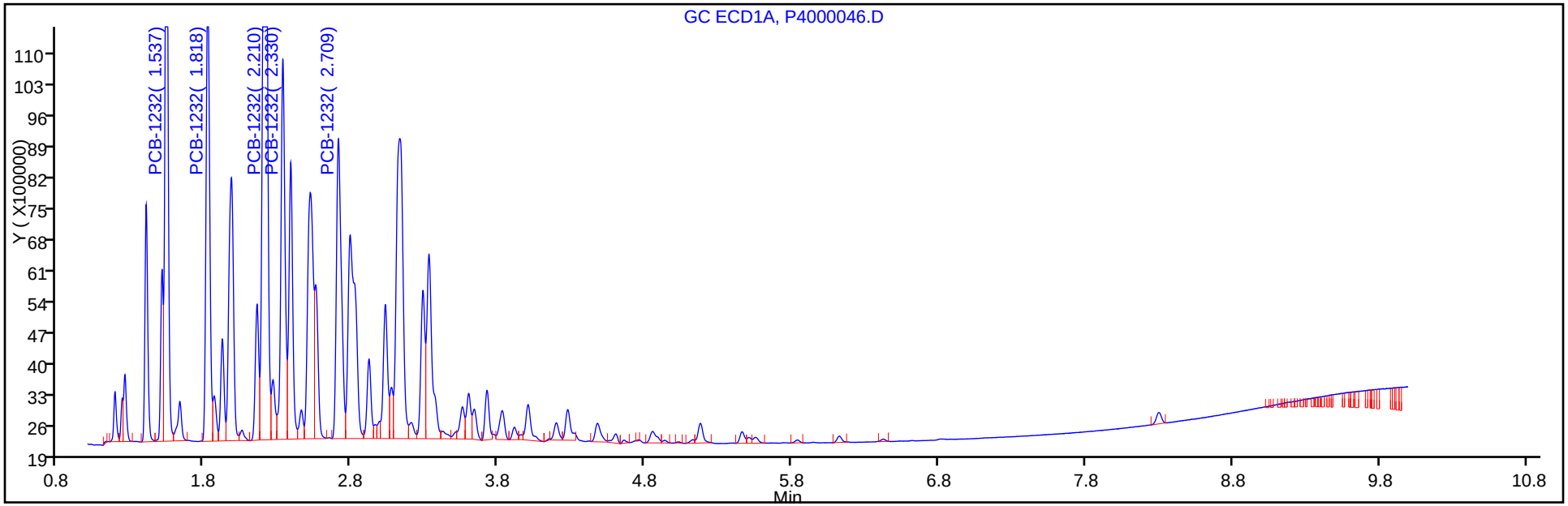

Y Scaling: Method Defined: Set to Absolute Y Value

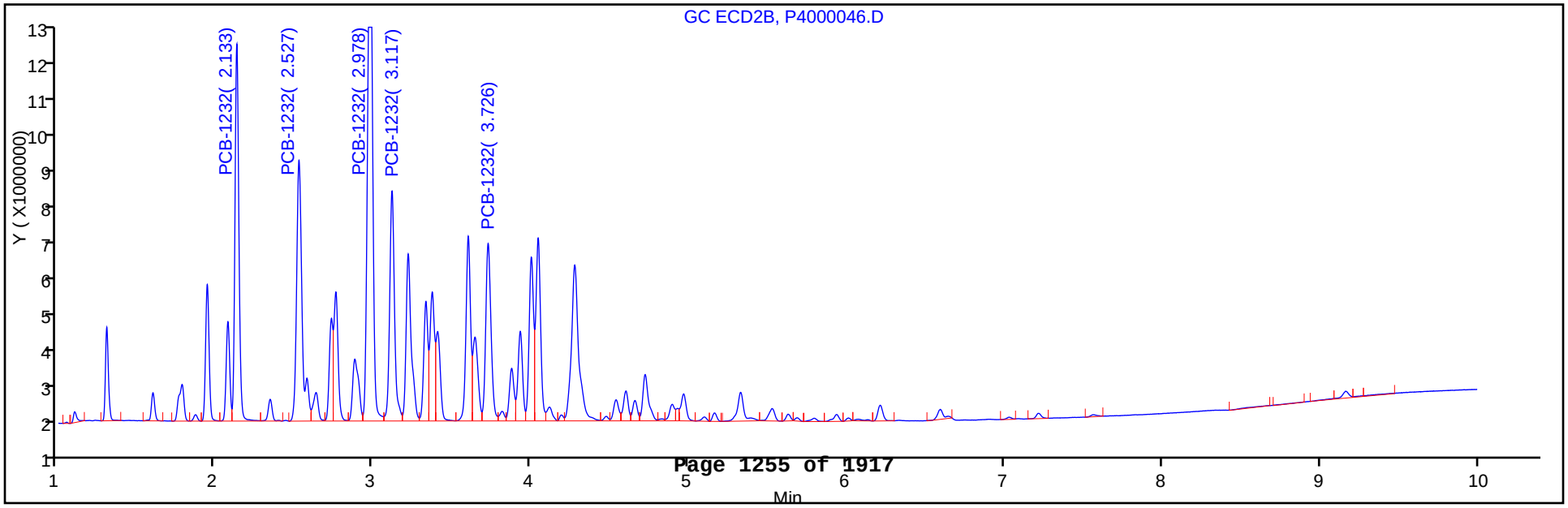

FORM VII
PCBS CONTINUING CALIBRATION DATA

Lab Name: TestAmerica Canton Job No.: 240-21987-1

SDG No.:

Lab Sample ID: ICV 240-72953/47 Calibration Date: 01/23/2013 22:53

Instrument ID: A2HP4 Calib Start Date: 01/23/2013 12:56

GC Column: CLP-1 ID: 0.53(mm) Calib End Date: 01/23/2013 14:15

Lab File ID: P4000047.D Conc. Units: ng/uL

ANALYTE	CURVE TYPE	AVE CF	CF	MIN CF	CALC AMOUNT	SPIKE AMOUNT	%D	MAX %D
PCB-1242 Peak 1	Ave	19899213	18964750		0.953	1.00	-4.7	20.0
PCB-1242 Peak 2	Ave	37427133	37431832		1.00	1.00	0.0	20.0
PCB-1242 Peak 3	Ave	74825726	77451036		1.04	1.00	3.5	20.0
PCB-1242 Peak 4	Ave	33488510	33947630		1.01	1.00	1.4	20.0
PCB-1242 Peak 5	Ave	33566955	34864738		1.04	1.00	3.9	20.0

FORM VII
PCBS CONTINUING CALIBRATION RETENTION TIME SUMMARY

Lab Name: TestAmerica Canton Job No.: 240-21987-1

SDG No.:

Lab Sample ID: ICV 240-72953/47 Calibration Date: 01/23/2013 22:53

Instrument ID: A2HP4 Calib Start Date: 01/23/2013 12:56

GC Column: CLP-1 ID: 0.53(mm) Calib End Date: 01/23/2013 14:15

Lab File ID: P4000047.D

Analyte	RT	RT WINDOW	
		FROM	TO
PCB-1242 Peak 1	1.54	1.44	1.64
PCB-1242 Peak 2	1.82	1.72	1.92
PCB-1242 Peak 3	2.21	2.11	2.31
PCB-1242 Peak 4	2.33	2.23	2.43
PCB-1242 Peak 5	2.71	2.61	2.81

TestAmerica Canton
Target Compound Quantitation Report

Data File:	\\Ncchrom\ChromData\A2HP4\20130123-16796.b\P4000047.D		
Lims ID:	ICV 1242	Client ID:	
Inject. Date:	23-Jan-2013 22:53:57	Dil. Factor:	1.0000
Sample Type:	ICV		
Sample ID:	240-0016796-047		
Misc. Info.:			
Operator:		Instrument ID:	A2HP4
Injection Vol:	1.0 ul	ALS Bottle#:	47
Lims Batch ID:	72953	Lims Sample ID:	47
Sublist:			
Detector 1 :	GC ECD1A		
Detector 2 :	GC ecd2b		
Method:	\\Ncchrom\ChromData\A2HP4\20130123-16796.b\PCB4.m		
Last Update:	24-Jan-2013 07:48:31	Calib Date:	23-Jan-2013 22:06:47
Quant Method:	External Standard	Quant By:	Initial Calibration
Last ICal File:	\\Ncchrom\ChromData\A2HP4\20130123-16796.b\P4000044.D		
Limit Group:	GC 8082A ICAL		
Integrator:	Falcon		
Column Type:		Column Dia:	
Process Host:	XAWRK022		

Det	Sig	RT	EXP RT	DLT RT	Response	On-Col Amt ng/ul	Ratio Range	Ratio	Flags
5 PCB-1242									
1	100	1.538	1.537	0.001	18964750	0.9530		100.0	
1	2	1.818	1.818	0.000	37431832	1.00	162.6- 212.6	197.4	
1	3	2.210	2.209	0.001	77451036	1.04	338.7- 388.7	408.4	
1	4	2.330	2.330	0.000	33947630	1.01	141.8- 191.8	179.0	
1	5	2.709	2.708	0.001	34864738	1.04	143.4- 193.4	183.8	
			Average of Peak Amounts =			1.01			
2	6	2.132	2.132	0.000	15701261	0.9646		100.0	
2	7	2.527	2.527	0.000	31961347	0.9884	169.0- 229.0	203.6	
2	8	2.978	2.978	0.000	66151270	1.03	354.8- 414.8	421.3	
2	9	3.116	3.115	0.001	28388050	0.99	141.8- 201.8	180.8	
2	10	3.600	3.596	0.004	23131427	1.14	117.7- 177.7	147.3	
			Average of Peak Amounts =			1.02			
						RPD = 1.30			

Report Date: 24-Jan-2013 07:48:51 Chrom Revision: 2.0 27-Nov-2012 13:14:12

TestAmerica Canton

Data File:	\\Ncchrom\ChromData\A2HP4\20130123-16796.b\P4000047.D		
Injection Date:	23-Jan-2013 22:53:57	Limit Group:	GC 8082A ICAL
Client ID:		Instrument ID:	A2HP4
Lims Batch ID:	72953	Lims Sample ID:	47
Operator ID:		Injection Vol:	1.0 ul
Column Type:		Column Dia:	

Y Scaling: Method Defined: Set to Absolute Y Value

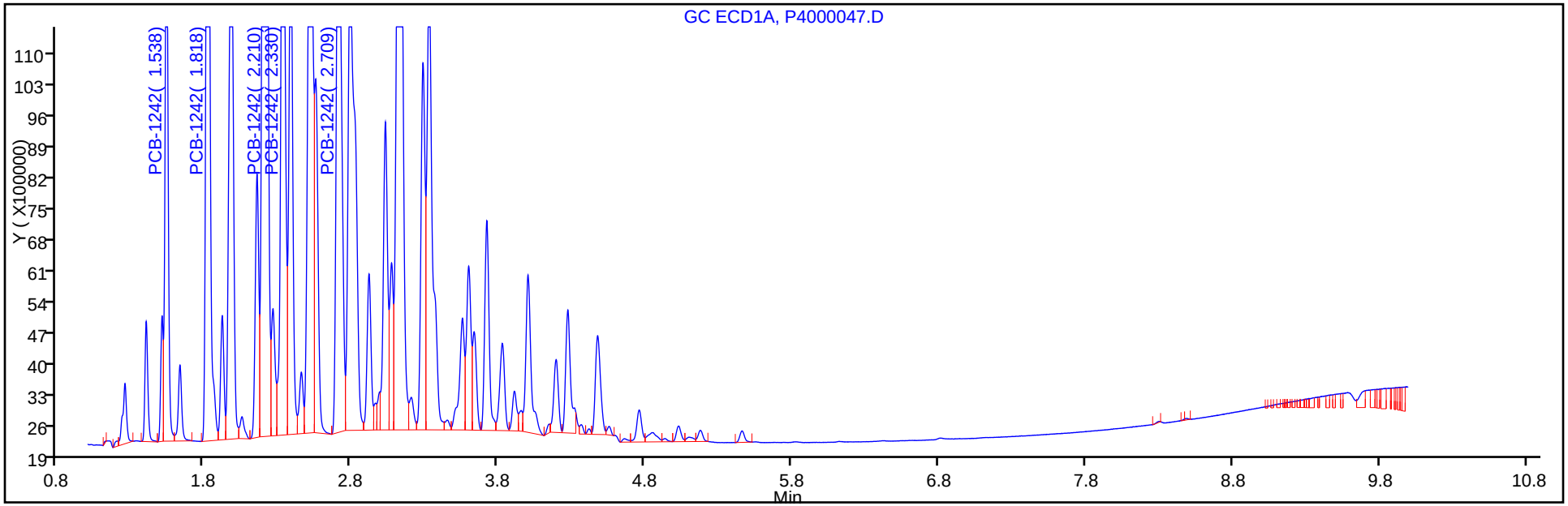

Y Scaling: Method Defined: Set to Absolute Y Value

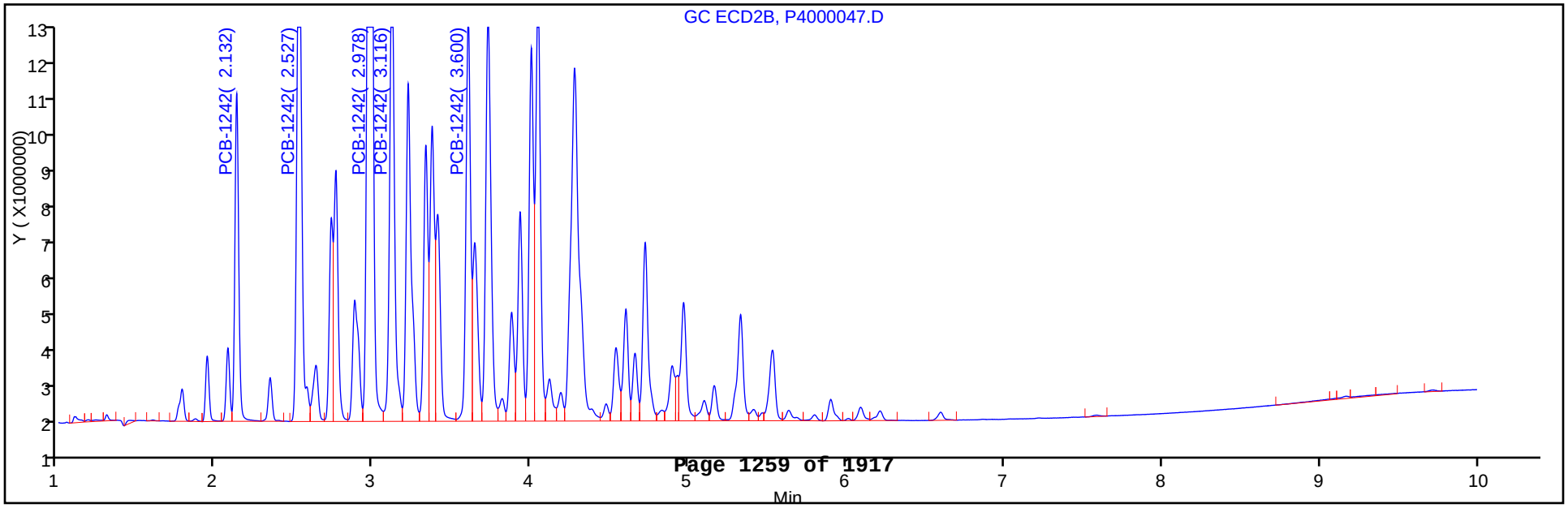

FORM VII
PCBS CONTINUING CALIBRATION DATA

Lab Name: TestAmerica Canton Job No.: 240-21987-1

SDG No.:

Lab Sample ID: ICV 240-72953/47 Calibration Date: 01/23/2013 22:53

Instrument ID: A2HP4 Calib Start Date: 01/23/2013 12:56

GC Column: CLP-2 ID: 0.53(mm) Calib End Date: 01/23/2013 14:15

Lab File ID: P4000047.D Conc. Units: ng/uL

ANALYTE	CURVE TYPE	AVE CF	CF	MIN CF	CALC AMOUNT	SPIKE AMOUNT	%D	MAX %D
PCB-1242 Peak 1	Ave	16277919	15701261		0.965	1.00	-3.5	20.0
PCB-1242 Peak 2	Ave	32337894	31961347		0.988	1.00	-1.2	20.0
PCB-1242 Peak 3	Ave	64500287	66151270		1.03	1.00	2.6	20.0
PCB-1242 Peak 4	Ave	28623488	28388050		0.992	1.00	-0.8	20.0
PCB-1242 Peak 5	Lin1		23131427		1.14	1.00	13.6	20.0

FORM VII
PCBS CONTINUING CALIBRATION RETENTION TIME SUMMARY

Lab Name: TestAmerica Canton Job No.: 240-21987-1

SDG No.:

Lab Sample ID: ICV 240-72953/47 Calibration Date: 01/23/2013 22:53

Instrument ID: A2HP4 Calib Start Date: 01/23/2013 12:56

GC Column: CLP-2 ID: 0.53(mm) Calib End Date: 01/23/2013 14:15

Lab File ID: P4000047.D

Analyte	RT	RT WINDOW	
		FROM	TO
PCB-1242 Peak 1	2.13	2.03	2.23
PCB-1242 Peak 2	2.53	2.43	2.63
PCB-1242 Peak 3	2.98	2.88	3.08
PCB-1242 Peak 4	3.12	3.02	3.22
PCB-1242 Peak 5	3.60	3.50	3.70

TestAmerica Canton
Target Compound Quantitation Report

Data File:	\\Ncchrom\ChromData\A2HP4\20130123-16796.b\P4000047.D		
Lims ID:	ICV 1242	Client ID:	
Inject. Date:	23-Jan-2013 22:53:57	Dil. Factor:	1.0000
Sample Type:	ICV		
Sample ID:	240-0016796-047		
Misc. Info.:			
Operator:		Instrument ID:	A2HP4
Injection Vol:	1.0 ul	ALS Bottle#:	47
Lims Batch ID:	72953	Lims Sample ID:	47
Sublist:			
Detector 1 :	GC ECD1A		
Detector 2 :	GC ecd2b		
Method:	\\Ncchrom\ChromData\A2HP4\20130123-16796.b\PCB4.m		
Last Update:	24-Jan-2013 07:48:31	Calib Date:	23-Jan-2013 22:06:47
Quant Method:	External Standard	Quant By:	Initial Calibration
Last ICal File:	\\Ncchrom\ChromData\A2HP4\20130123-16796.b\P4000044.D		
Limit Group:	GC 8082A ICAL		
Integrator:	Falcon		
Column Type:		Column Dia:	
Process Host:	XAWRK022		

Det	Sig	RT	EXP RT	DLT RT	Response	On-Col Amt ng/ul	Ratio Range	Ratio	Flags
5 PCB-1242									
1	100	1.538	1.537	0.001	18964750	0.9530		100.0	
1	2	1.818	1.818	0.000	37431832	1.00	162.6- 212.6	197.4	
1	3	2.210	2.209	0.001	77451036	1.04	338.7- 388.7	408.4	
1	4	2.330	2.330	0.000	33947630	1.01	141.8- 191.8	179.0	
1	5	2.709	2.708	0.001	34864738	1.04	143.4- 193.4	183.8	
			Average of Peak Amounts =			1.01			
2	6	2.132	2.132	0.000	15701261	0.9646		100.0	
2	7	2.527	2.527	0.000	31961347	0.9884	169.0- 229.0	203.6	
2	8	2.978	2.978	0.000	66151270	1.03	354.8- 414.8	421.3	
2	9	3.116	3.115	0.001	28388050	0.99	141.8- 201.8	180.8	
2	10	3.600	3.596	0.004	23131427	1.14	117.7- 177.7	147.3	
			Average of Peak Amounts =			1.02			
						RPD = 1.30			

Report Date: 24-Jan-2013 07:48:51 Chrom Revision: 2.0 27-Nov-2012 13:14:12

TestAmerica Canton

Data File:	\\Ncchrom\ChromData\A2HP4\20130123-16796.b\P4000047.D		
Injection Date:	23-Jan-2013 22:53:57	Limit Group:	GC 8082A ICAL
Client ID:		Instrument ID:	A2HP4
Lims Batch ID:	72953	Lims Sample ID:	47
Operator ID:		Injection Vol:	1.0 ul
Column Type:		Column Dia:	

Y Scaling: Method Defined: Set to Absolute Y Value

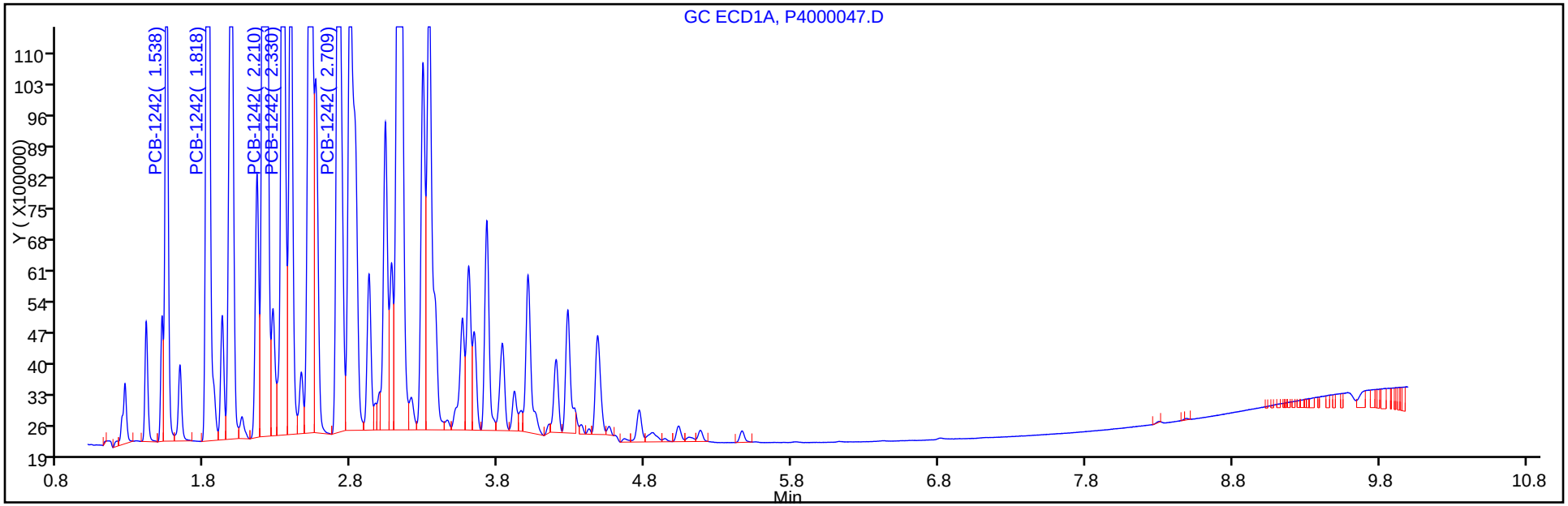

Y Scaling: Method Defined: Set to Absolute Y Value

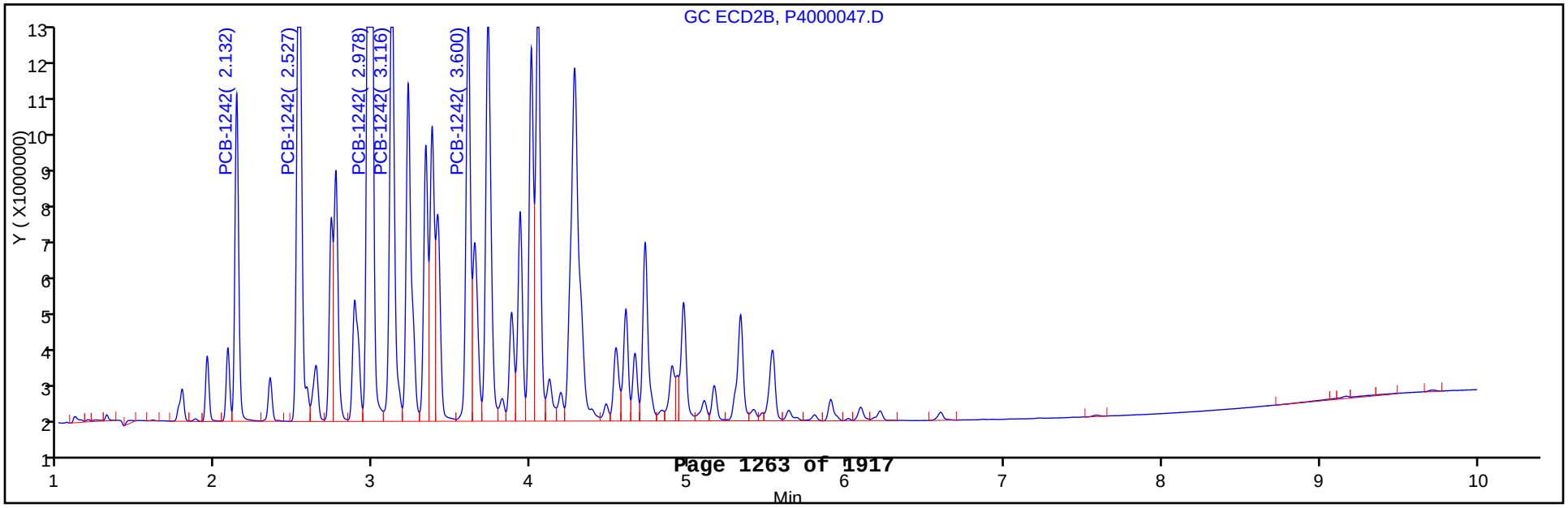

FORM VII
PCBS CONTINUING CALIBRATION DATA

Lab Name: TestAmerica Canton Job No.: 240-21987-1

SDG No.:

Lab Sample ID: ICV 240-72953/48 Calibration Date: 01/23/2013 23:09

Instrument ID: A2HP4 Calib Start Date: 01/23/2013 14:31

GC Column: CLP-1 ID: 0.53(mm) Calib End Date: 01/23/2013 15:49

Lab File ID: P4000048.D Conc. Units: ng/uL

ANALYTE	CURVE TYPE	AVE CF	CF	MIN CF	CALC AMOUNT	SPIKE AMOUNT	%D	MAX %D
PCB-1248 Peak 1	Ave	18195856	17206158		0.946	1.00	-5.4	20.0
PCB-1248 Peak 2	Ave	46836810	44461579		0.949	1.00	-5.1	20.0
PCB-1248 Peak 3	Ave	52728503	47157173		0.894	1.00	-10.6	20.0
PCB-1248 Peak 4	Ave	26713255	24914171		0.933	1.00	-6.7	20.0
PCB-1248 Peak 5	Ave	24642619	19750010		0.801	1.00	-19.9	20.0

FORM VII
PCBS CONTINUING CALIBRATION RETENTION TIME SUMMARY

Lab Name: TestAmerica Canton Job No.: 240-21987-1

SDG No.:

Lab Sample ID: ICV 240-72953/48 Calibration Date: 01/23/2013 23:09

Instrument ID: A2HP4 Calib Start Date: 01/23/2013 14:31

GC Column: CLP-1 ID: 0.53(mm) Calib End Date: 01/23/2013 15:49

Lab File ID: P4000048.D

Analyte	RT	RT WINDOW	
		FROM	TO
PCB-1248 Peak 1	1.82	1.72	1.92
PCB-1248 Peak 2	2.21	2.11	2.31
PCB-1248 Peak 3	2.71	2.61	2.81
PCB-1248 Peak 4	3.29	3.19	3.39
PCB-1248 Peak 5	3.72	3.62	3.82

TestAmerica Canton
Target Compound Quantitation Report

Data File: \\Ncchrom\ChromData\A2HP4\20130123-16796.b\P4000048.D
Lims ID: ICV 1248 Client ID:
Inject. Date: 23-Jan-2013 23:09:39 Dil. Factor: 1.0000
Sample Type: ICV
Sample ID: 240-0016796-048
Misc. Info.:
Operator: Instrument ID: A2HP4
Injection Vol: 1.0 ul ALS Bottle#: 48
Lims Batch ID: 72953 Lims Sample ID: 48
Sublist:
Detector 1 : GC ECD1A
Detector 2 : GC ecd2b

Method: \\Ncchrom\ChromData\A2HP4\20130123-16796.b\PCB4.m
Last Update: 24-Jan-2013 07:48:31 Calib Date: 23-Jan-2013 22:06:47
Quant Method: External Standard Quant By: Initial Calibration
Last ICal File: \\Ncchrom\ChromData\A2HP4\20130123-16796.b\P4000044.D
Limit Group: GC 8082A ICAL
Integrator: Falcon
Column Type: Column Dia:
Process Host: XAWRK022

First Level Reviewer: hassl Date: 24-Jan-2013 07:45:10

Det	Sig	RT	EXP RT	DLT RT	Response	On-Col Amt ng/ul	Ratio Range	Ratio	Flags
7 PCB-1248									M
1	86	1.819	1.818	0.001	17206158	0.9456		100.0	M
1	2	2.209	2.207	0.002	44461579	0.9493	231.7- 281.7	258.4	M
1	3	2.710	2.708	0.002	47157173	0.8943	255.5- 305.5	274.1	M
1	4	3.286	3.286	0.000	24914171	0.9327	114.8- 164.8	144.8	M
1	5	3.720	3.719	0.001	19750010	0.8015	108.6- 158.6	114.8	M
			Average of Peak Amounts =			0.9047			
2	6	2.525	2.525	0.000	14666272	0.9391		100.0	
2	7	2.977	2.977	0.000	38031134	0.9258	225.5- 285.5	259.3	
2	8	3.725	3.725	0.000	34581341	0.8363	235.9- 295.9	235.8	
2	9	4.000	3.999	0.001	32403284	0.8648	207.4- 267.4	220.9	
2	10	4.722	4.723	-0.001	21019954	0.8832	121.0- 181.0	143.3	
			Average of Peak Amounts =			0.8899			
						RPD = 1.65			

QC Flag Legend

Review Flags
M - Manually Integrated

Report Date: 24-Jan-2013 07:48:48 Chrom Revision: 2.0 27-Nov-2012 13:14:12

TestAmerica Canton

Data File:	\\Ncchrom\ChromData\A2HP4\20130123-16796.b\P4000048.D		
Injection Date:	23-Jan-2013 23:09:39	Limit Group:	GC 8082A ICAL
Client ID:		Instrument ID:	A2HP4
Lims Batch ID:	72953	Lims Sample ID:	48
Operator ID:		Injection Vol:	1.0 ul
Column Type:		Column Dia:	

Y Scaling: Method Defined: Set to Absolute Y Value

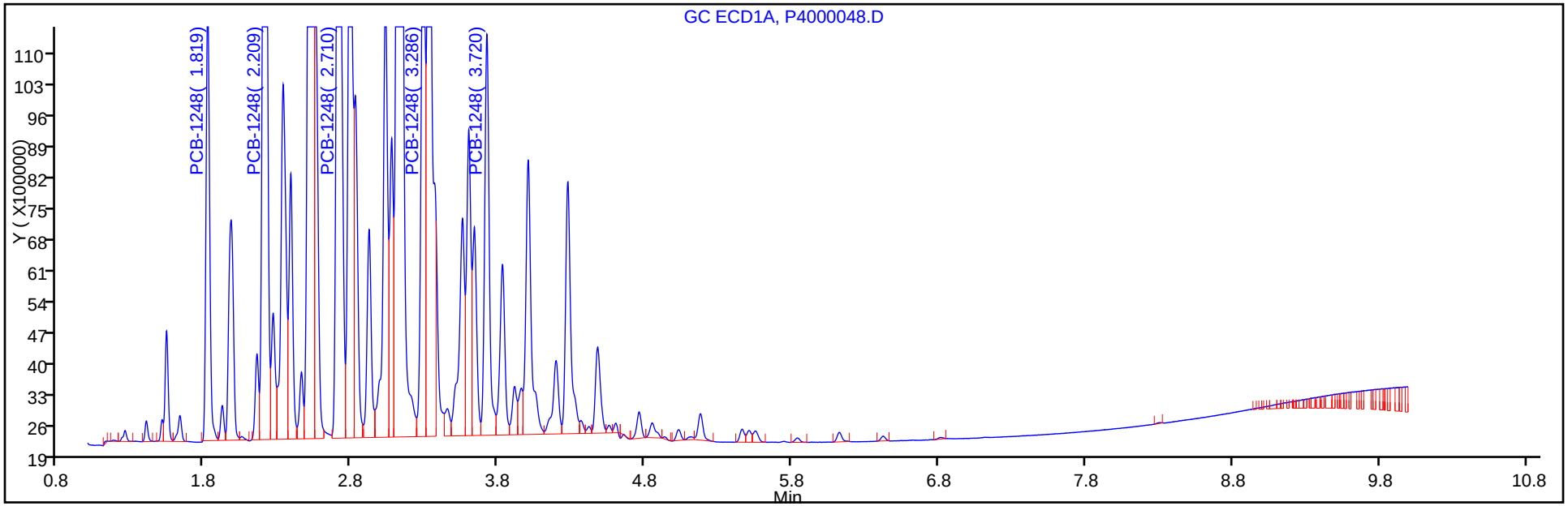

Y Scaling: Method Defined: Set to Absolute Y Value

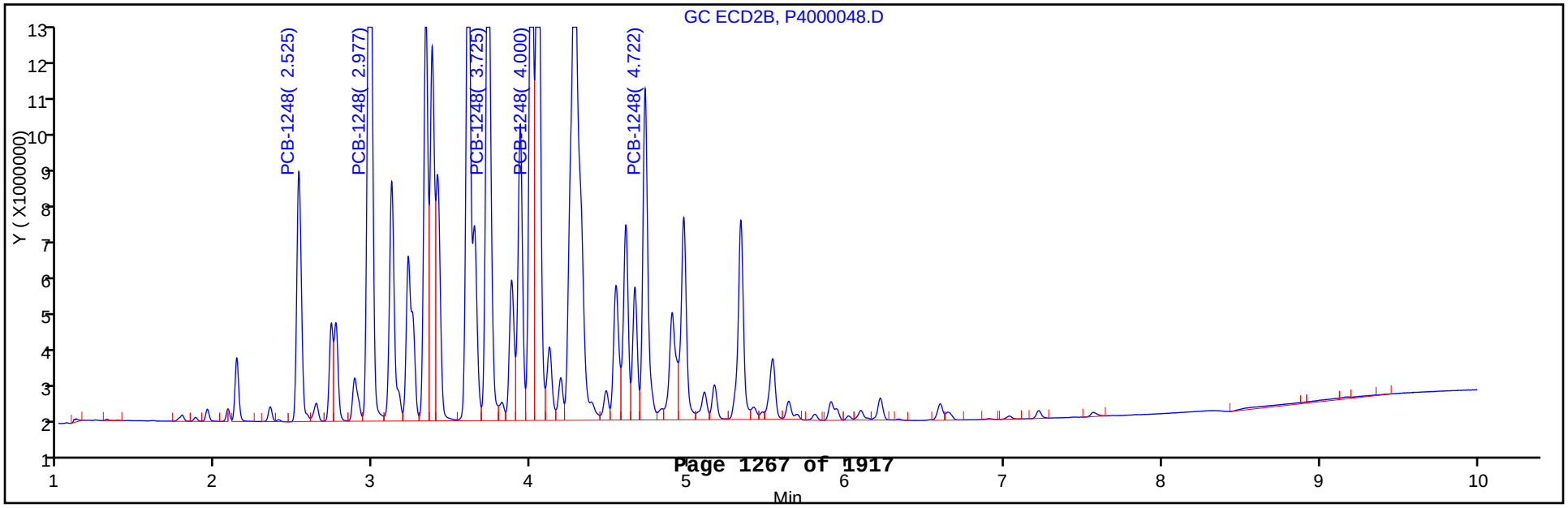

Report Date: 24-Jan-2013 07:48:48 Chrom Revision: 2.0 27-Nov-2012 13:14:12

TestAmerica Canton

Data File: \\Ncchrom\ChromData\A2HP4\20130123-16796.b\P4000048.D

Injection Date: 23-Jan-2013 23:09:39 Limit Group: GC 8082A ICAL

Client ID: Instrument ID: A2HP4

Lims Batch ID: 72953 Lims Sample ID: 48

Operator ID: Injection Vol: 1.0 ul

Column Type: Column Dia:

7 PCB-1248, Detector: 1, GC ECD1A

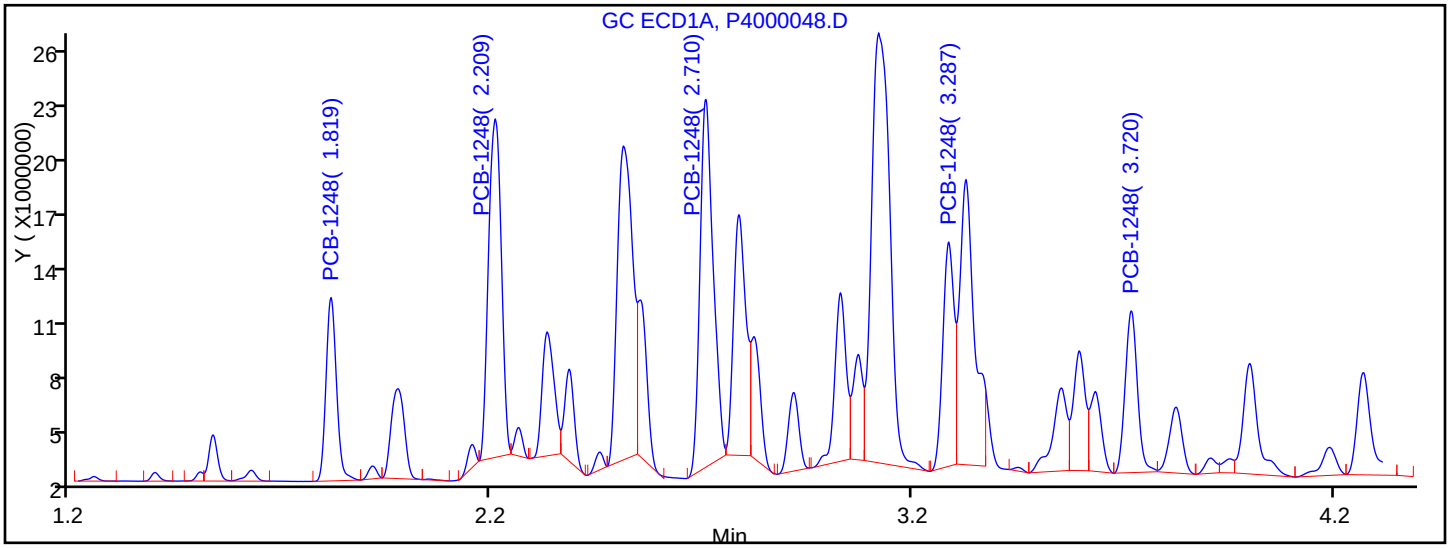

Processing Integration Results

RT = 1.819	Response = 17201612	M
RT = 2.209	Response = 38833977	M
RT = 2.710	Response = 43299773	M
RT = 3.287	Response = 22643252	M
RT = 3.720	Response = 17722136	M

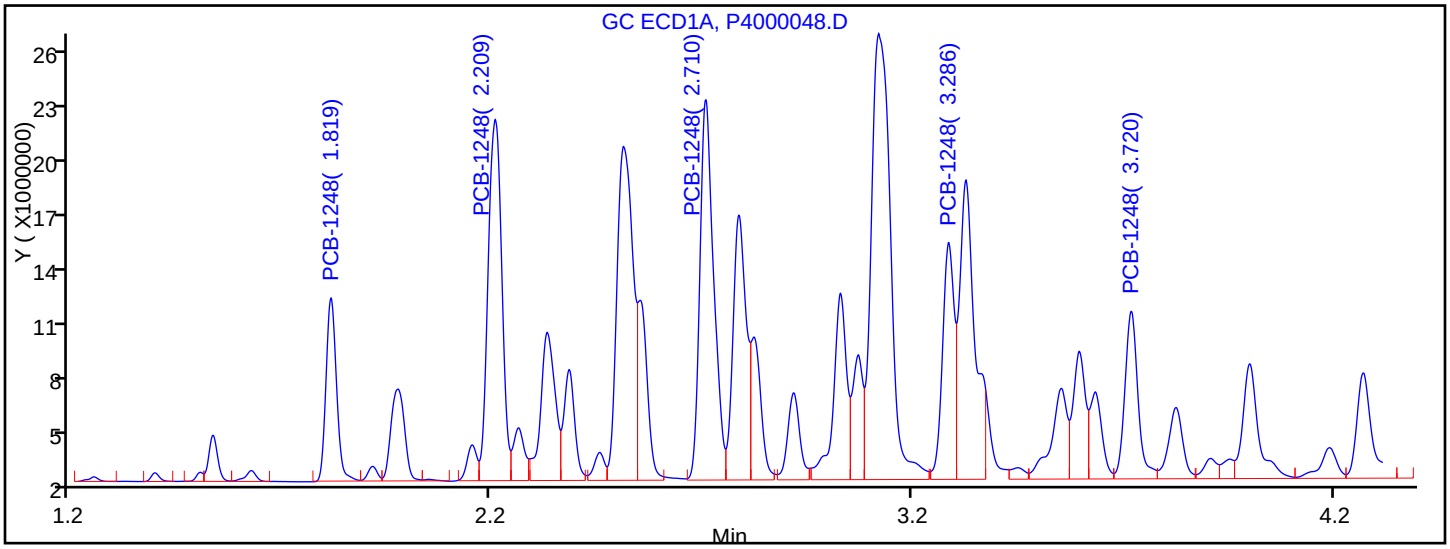

Manual Integration Results

RT = 1.819	Response = 17206158	M
RT = 2.209	Response = 44461579	M
RT = 2.710	Response = 47157173	M
RT = 3.286	Response = 24914171	M
RT = 3.720	Response = 19750010	M

Reviewer: hassl, 24-Jan-2013 07:45:10

Audit Action: Assigned New Baseline

Audit Reason: Baseline Event

FORM VII
PCBS CONTINUING CALIBRATION DATA

Lab Name: TestAmerica Canton Job No.: 240-21987-1

SDG No.:

Lab Sample ID: ICV 240-72953/48 Calibration Date: 01/23/2013 23:09

Instrument ID: A2HP4 Calib Start Date: 01/23/2013 14:31

GC Column: CLP-2 ID: 0.53(mm) Calib End Date: 01/23/2013 15:49

Lab File ID: P4000048.D Conc. Units: ng/uL

ANALYTE	CURVE TYPE	AVE CF	CF	MIN CF	CALC AMOUNT	SPIKE AMOUNT	%D	MAX %D
PCB-1248 Peak 1	Ave	15616640	14666272		0.939	1.00	-6.1	20.0
PCB-1248 Peak 2	Ave	41079270	38031134		0.926	1.00	-7.4	20.0
PCB-1248 Peak 3	Ave	41349213	34581341		0.836	1.00	-16.4	20.0
PCB-1248 Peak 4	Ave	37470933	32403284		0.865	1.00	-13.5	20.0
PCB-1248 Peak 5	Ave	23798823	21019954		0.883	1.00	-11.7	20.0

FORM VII
PCBS CONTINUING CALIBRATION RETENTION TIME SUMMARY

Lab Name: TestAmerica Canton Job No.: 240-21987-1

SDG No.:

Lab Sample ID: ICV 240-72953/48 Calibration Date: 01/23/2013 23:09

Instrument ID: A2HP4 Calib Start Date: 01/23/2013 14:31

GC Column: CLP-2 ID: 0.53(mm) Calib End Date: 01/23/2013 15:49

Lab File ID: P4000048.D

Analyte	RT	RT WINDOW	
		FROM	TO
PCB-1248 Peak 1	2.53	2.43	2.63
PCB-1248 Peak 2	2.98	2.88	3.08
PCB-1248 Peak 3	3.73	3.63	3.83
PCB-1248 Peak 4	4.00	3.90	4.10
PCB-1248 Peak 5	4.72	4.62	4.82

TestAmerica Canton
Target Compound Quantitation Report

Data File: \\Ncchrom\ChromData\A2HP4\20130123-16796.b\P4000048.D
Lims ID: ICV 1248 Client ID:
Inject. Date: 23-Jan-2013 23:09:39 Dil. Factor: 1.0000
Sample Type: ICV
Sample ID: 240-0016796-048
Misc. Info.:
Operator: Instrument ID: A2HP4
Injection Vol: 1.0 ul ALS Bottle#: 48
Lims Batch ID: 72953 Lims Sample ID: 48
Sublist:
Detector 1 : GC ECD1A
Detector 2 : GC ecd2b

Method: \\Ncchrom\ChromData\A2HP4\20130123-16796.b\PCB4.m
Last Update: 24-Jan-2013 07:48:31 Calib Date: 23-Jan-2013 22:06:47
Quant Method: External Standard Quant By: Initial Calibration
Last ICal File: \\Ncchrom\ChromData\A2HP4\20130123-16796.b\P4000044.D
Limit Group: GC 8082A ICAL
Integrator: Falcon
Column Type: Column Dia:
Process Host: XAWRK022

First Level Reviewer: hassl Date: 24-Jan-2013 07:45:10

Det	Sig	RT	EXP RT	DLT RT	Response	On-Col Amt ng/ul	Ratio Range	Ratio	Flags
7 PCB-1248									M
1	86	1.819	1.818	0.001	17206158	0.9456		100.0	M
1	2	2.209	2.207	0.002	44461579	0.9493	231.7- 281.7	258.4	M
1	3	2.710	2.708	0.002	47157173	0.8943	255.5- 305.5	274.1	M
1	4	3.286	3.286	0.000	24914171	0.9327	114.8- 164.8	144.8	M
1	5	3.720	3.719	0.001	19750010	0.8015	108.6- 158.6	114.8	M
			Average of Peak Amounts =			0.9047			
2	6	2.525	2.525	0.000	14666272	0.9391		100.0	
2	7	2.977	2.977	0.000	38031134	0.9258	225.5- 285.5	259.3	
2	8	3.725	3.725	0.000	34581341	0.8363	235.9- 295.9	235.8	
2	9	4.000	3.999	0.001	32403284	0.8648	207.4- 267.4	220.9	
2	10	4.722	4.723	-0.001	21019954	0.8832	121.0- 181.0	143.3	
			Average of Peak Amounts =			0.8899			
						RPD = 1.65			

QC Flag Legend

Review Flags
M - Manually Integrated

Report Date: 24-Jan-2013 07:48:48 Chrom Revision: 2.0 27-Nov-2012 13:14:12

TestAmerica Canton

Data File:	\\Ncchrom\ChromData\A2HP4\20130123-16796.b\P4000048.D		
Injection Date:	23-Jan-2013 23:09:39	Limit Group:	GC 8082A ICAL
Client ID:		Instrument ID:	A2HP4
Lims Batch ID:	72953	Lims Sample ID:	48
Operator ID:		Injection Vol:	1.0 ul
Column Type:		Column Dia:	

Y Scaling: Method Defined: Set to Absolute Y Value

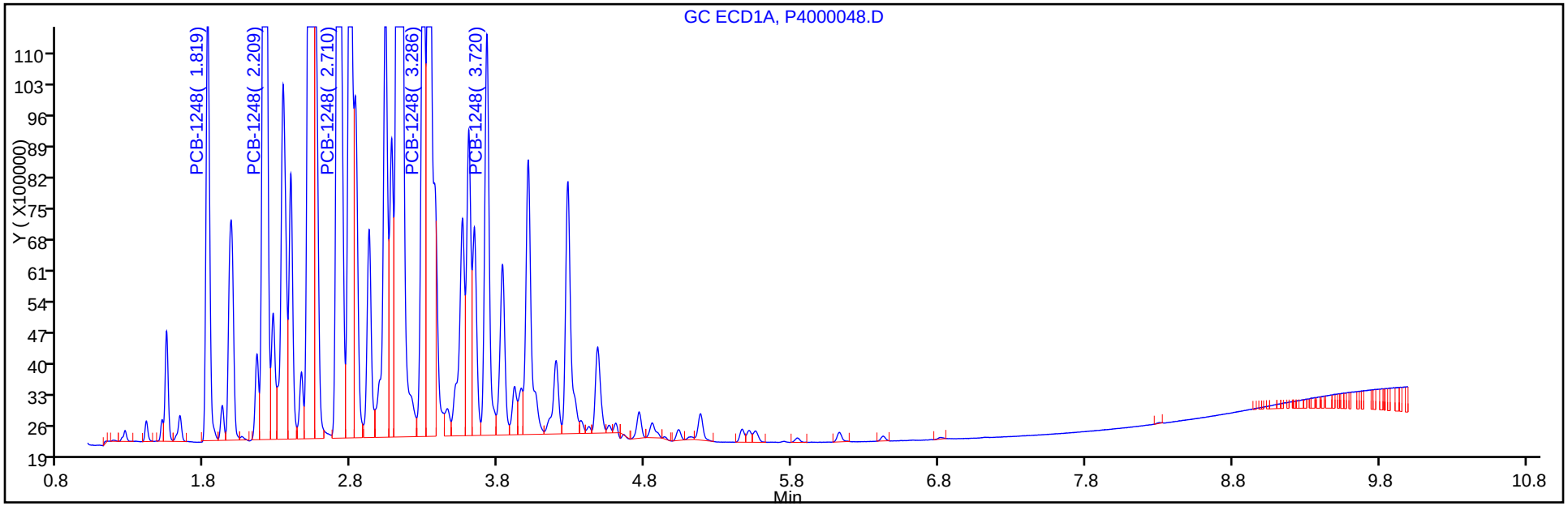

Y Scaling: Method Defined: Set to Absolute Y Value

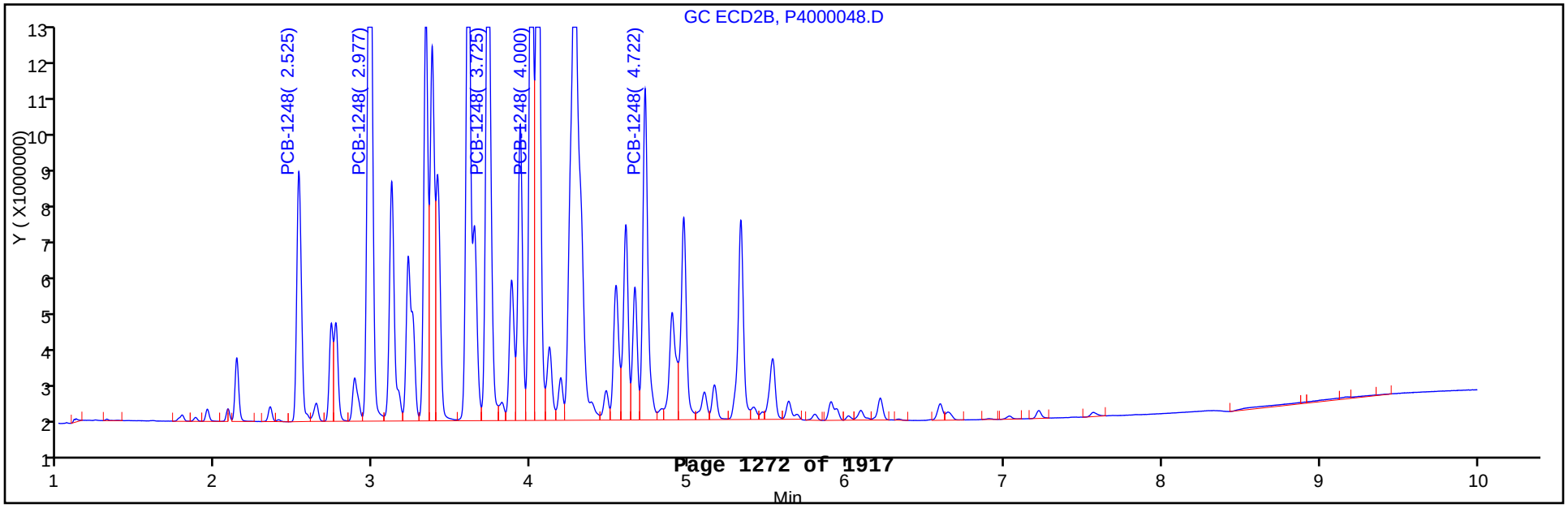

FORM VII
PCBS CONTINUING CALIBRATION DATA

Lab Name: TestAmerica Canton Job No.: 240-21987-1

SDG No.:

Lab Sample ID: ICV 240-72953/49 Calibration Date: 01/23/2013 23:25

Instrument ID: A2HP4 Calib Start Date: 01/23/2013 16:05

GC Column: CLP-1 ID: 0.53(mm) Calib End Date: 01/23/2013 17:23

Lab File ID: P4000049.D Conc. Units: ng/uL

ANALYTE	CURVE TYPE	AVE CF	CF	MIN CF	CALC AMOUNT	SPIKE AMOUNT	%D	MAX %D
PCB-1254 Peak 1	Ave	77373176	73457027		0.949	1.00	-5.1	20.0
PCB-1254 Peak 2	Ave	80947394	64616315		0.798	1.00	-20.2*	20.0
PCB-1254 Peak 3	Ave	58061735	59585605		1.03	1.00	2.6	20.0
PCB-1254 Peak 4	Ave	53390647	53131655		0.995	1.00	-0.5	20.0
PCB-1254 Peak 5	Ave	78466531	81612469		1.04	1.00	4.0	20.0

FORM VII
PCBS CONTINUING CALIBRATION RETENTION TIME SUMMARY

Lab Name: TestAmerica Canton Job No.: 240-21987-1

SDG No.:

Lab Sample ID: ICV 240-72953/49 Calibration Date: 01/23/2013 23:25

Instrument ID: A2HP4 Calib Start Date: 01/23/2013 16:05

GC Column: CLP-1 ID: 0.53(mm) Calib End Date: 01/23/2013 17:23

Lab File ID: P4000049.D

Analyte	RT	RT WINDOW	
		FROM	TO
PCB-1254 Peak 1	3.33	3.23	3.43
PCB-1254 Peak 2	3.72	3.62	3.82
PCB-1254 Peak 3	4.00	3.90	4.10
PCB-1254 Peak 4	4.19	4.09	4.29
PCB-1254 Peak 5	4.48	4.38	4.58

TestAmerica Canton
Target Compound Quantitation Report

Data File:	\\Ncchrom\ChromData\A2HP4\20130123-16796.b\P4000049.D		
Lims ID:	ICV 1254	Client ID:	
Inject. Date:	23-Jan-2013 23:25:27	Dil. Factor:	1.0000
Sample Type:	ICV		
Sample ID:	240-0016796-049		
Misc. Info.:			
Operator:		Instrument ID:	A2HP4
Injection Vol:	1.0 ul	ALS Bottle#:	49
Lims Batch ID:	72953	Lims Sample ID:	49
Sublist:			
Detector 1 :	GC ECD1A		
Detector 2 :	GC ecd2b		
Method:	\\Ncchrom\ChromData\A2HP4\20130123-16796.b\PCB4.m		
Last Update:	24-Jan-2013 07:48:31	Calib Date:	23-Jan-2013 22:06:47
Quant Method:	External Standard	Quant By:	Initial Calibration
Last ICal File:	\\Ncchrom\ChromData\A2HP4\20130123-16796.b\P4000044.D		
Limit Group:	GC 8082A ICAL		
Integrator:	Falcon		
Column Type:		Column Dia:	
Process Host:	XAWRK022		

Det	Sig	RT	EXP RT	DLT RT	Response	On-Col Amt ng/ul	Ratio Range	Ratio	Flags
8 PCB-1254									
1	100	3.333	3.334	-0.001	73457027	0.9494		100.0	
1	2	3.719	3.720	-0.001	64616315	0.7983	81.7- 131.7	88.0	
1	3	4.002	4.002	0.000	59585605	1.03	48.4- 98.4	81.1	
1	4	4.193	4.193	0.000	53131655	1.00	42.7- 92.7	72.3	
1	5	4.476	4.476	0.000	81612469	1.04	73.8- 123.8	111.1	
			Average of Peak Amounts =			0.9618			
2	6	4.246	4.245	0.001	42984792	0.9182		100.0	
2	7	4.723	4.721	0.002	68757406	0.9412	125.3- 185.3	160.0	
2	8	4.967	4.966	0.001	45452058	0.9531	72.4- 132.4	105.7	
2	9	5.327	5.326	0.001	53764118	0.9842	85.8- 145.8	125.1	
2	10	5.529	5.530	-0.001	69324964	1.02	115.2- 175.2	161.3	
			Average of Peak Amounts =			0.9636			
						RPD = 0.19			

Report Date: 24-Jan-2013 07:48:44 Chrom Revision: 2.0 27-Nov-2012 13:14:12

TestAmerica Canton

Data File:	\\Ncchrom\ChromData\A2HP4\20130123-16796.b\P4000049.D		
Injection Date:	23-Jan-2013 23:25:27	Limit Group:	GC 8082A ICAL
Client ID:		Instrument ID:	A2HP4
Lims Batch ID:	72953	Lims Sample ID:	49
Operator ID:		Injection Vol:	1.0 ul
Column Type:		Column Dia:	

Y Scaling: Method Defined: Set to Absolute Y Value

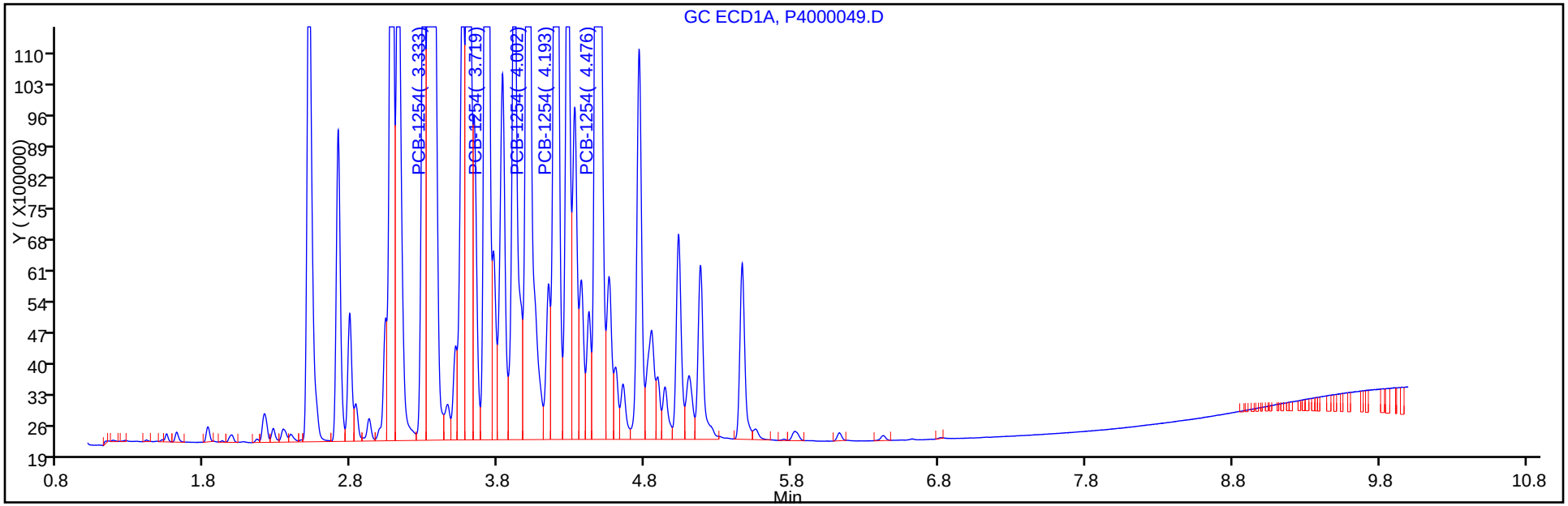

Y Scaling: Method Defined: Set to Absolute Y Value

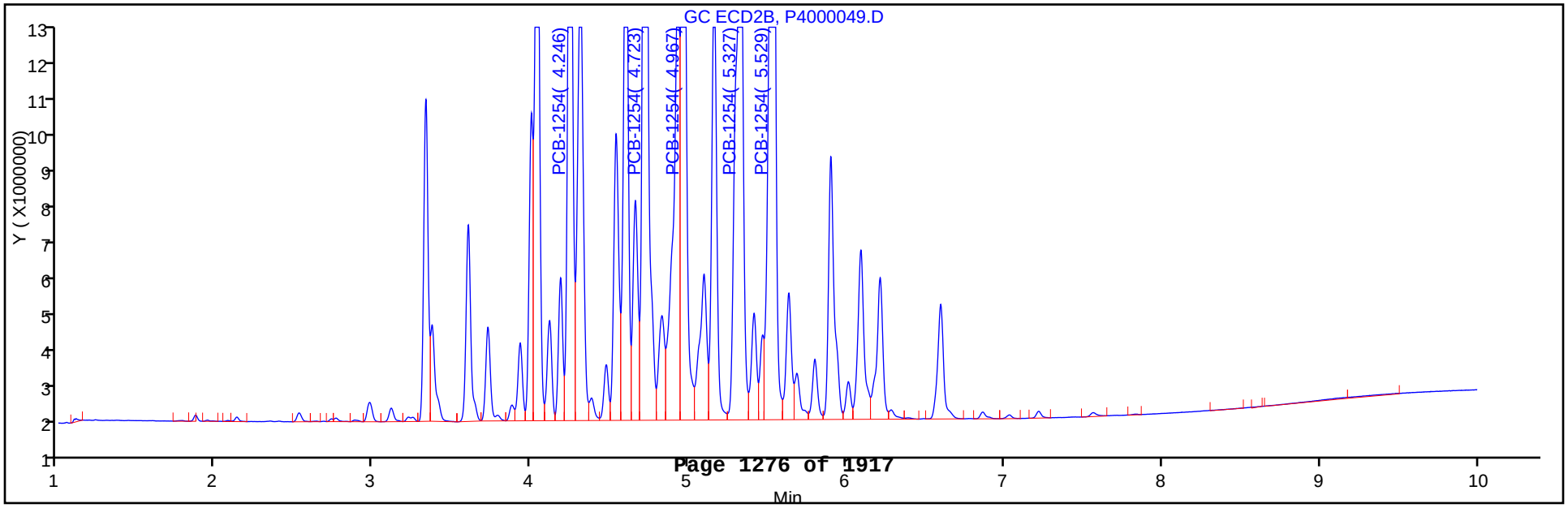

FORM VII
PCBS CONTINUING CALIBRATION DATA

Lab Name: TestAmerica Canton Job No.: 240-21987-1

SDG No.:

Lab Sample ID: ICV 240-72953/49 Calibration Date: 01/23/2013 23:25

Instrument ID: A2HP4 Calib Start Date: 01/23/2013 16:05

GC Column: CLP-2 ID: 0.53(mm) Calib End Date: 01/23/2013 17:23

Lab File ID: P4000049.D Conc. Units: ng/uL

ANALYTE	CURVE TYPE	AVE CF	CF	MIN CF	CALC AMOUNT	SPIKE AMOUNT	%D	MAX %D
PCB-1254 Peak 1	Ave	46815313	42984792		0.918	1.00	-8.2	20.0
PCB-1254 Peak 2	Ave	73050052	68757406		0.941	1.00	-5.9	20.0
PCB-1254 Peak 3	Ave	47690049	45452058		0.953	1.00	-4.7	20.0
PCB-1254 Peak 4	Ave	54629370	53764118		0.984	1.00	-1.6	20.0
PCB-1254 Peak 5	Ave	67867310	69324964		1.02	1.00	2.1	20.0

FORM VII
PCBS CONTINUING CALIBRATION RETENTION TIME SUMMARY

Lab Name: TestAmerica Canton Job No.: 240-21987-1

SDG No.:

Lab Sample ID: ICV 240-72953/49 Calibration Date: 01/23/2013 23:25

Instrument ID: A2HP4 Calib Start Date: 01/23/2013 16:05

GC Column: CLP-2 ID: 0.53(mm) Calib End Date: 01/23/2013 17:23

Lab File ID: P4000049.D

Analyte	RT	RT WINDOW	
		FROM	TO
PCB-1254 Peak 1	4.25	4.15	4.35
PCB-1254 Peak 2	4.72	4.62	4.82
PCB-1254 Peak 3	4.97	4.87	5.07
PCB-1254 Peak 4	5.33	5.23	5.43
PCB-1254 Peak 5	5.53	5.43	5.63

TestAmerica Canton
Target Compound Quantitation Report

Data File:	\\Ncchrom\ChromData\A2HP4\20130123-16796.b\P4000049.D		
Lims ID:	ICV 1254	Client ID:	
Inject. Date:	23-Jan-2013 23:25:27	Dil. Factor:	1.0000
Sample Type:	ICV		
Sample ID:	240-0016796-049		
Misc. Info.:			
Operator:		Instrument ID:	A2HP4
Injection Vol:	1.0 ul	ALS Bottle#:	49
Lims Batch ID:	72953	Lims Sample ID:	49
Sublist:			
Detector 1 :	GC ECD1A		
Detector 2 :	GC ecd2b		
Method:	\\Ncchrom\ChromData\A2HP4\20130123-16796.b\PCB4.m		
Last Update:	24-Jan-2013 07:48:31	Calib Date:	23-Jan-2013 22:06:47
Quant Method:	External Standard	Quant By:	Initial Calibration
Last ICal File:	\\Ncchrom\ChromData\A2HP4\20130123-16796.b\P4000044.D		
Limit Group:	GC 8082A ICAL		
Integrator:	Falcon		
Column Type:		Column Dia:	
Process Host:	XAWRK022		

Det	Sig	RT	EXP RT	DLT RT	Response	On-Col Amt ng/ul	Ratio Range	Ratio	Flags
8 PCB-1254									
1	100	3.333	3.334	-0.001	73457027	0.9494		100.0	
1	2	3.719	3.720	-0.001	64616315	0.7983	81.7- 131.7	88.0	
1	3	4.002	4.002	0.000	59585605	1.03	48.4- 98.4	81.1	
1	4	4.193	4.193	0.000	53131655	1.00	42.7- 92.7	72.3	
1	5	4.476	4.476	0.000	81612469	1.04	73.8- 123.8	111.1	
			Average of Peak Amounts =			0.9618			
2	6	4.246	4.245	0.001	42984792	0.9182		100.0	
2	7	4.723	4.721	0.002	68757406	0.9412	125.3- 185.3	160.0	
2	8	4.967	4.966	0.001	45452058	0.9531	72.4- 132.4	105.7	
2	9	5.327	5.326	0.001	53764118	0.9842	85.8- 145.8	125.1	
2	10	5.529	5.530	-0.001	69324964	1.02	115.2- 175.2	161.3	
			Average of Peak Amounts =			0.9636			
						RPD = 0.19			

Report Date: 24-Jan-2013 07:48:44 Chrom Revision: 2.0 27-Nov-2012 13:14:12

TestAmerica Canton

Data File:	\\Ncchrom\ChromData\A2HP4\20130123-16796.b\P4000049.D		
Injection Date:	23-Jan-2013 23:25:27	Limit Group:	GC 8082A ICAL
Client ID:		Instrument ID:	A2HP4
Lims Batch ID:	72953	Lims Sample ID:	49
Operator ID:		Injection Vol:	1.0 ul
Column Type:		Column Dia:	

Y Scaling: Method Defined: Set to Absolute Y Value

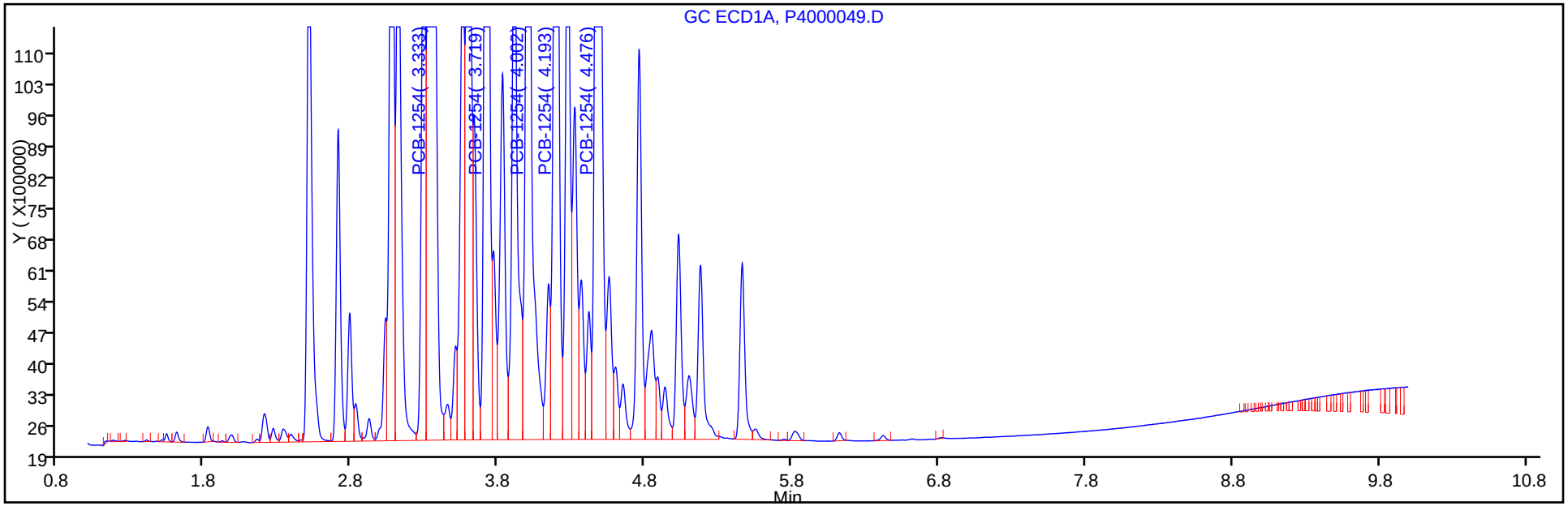

Y Scaling: Method Defined: Set to Absolute Y Value

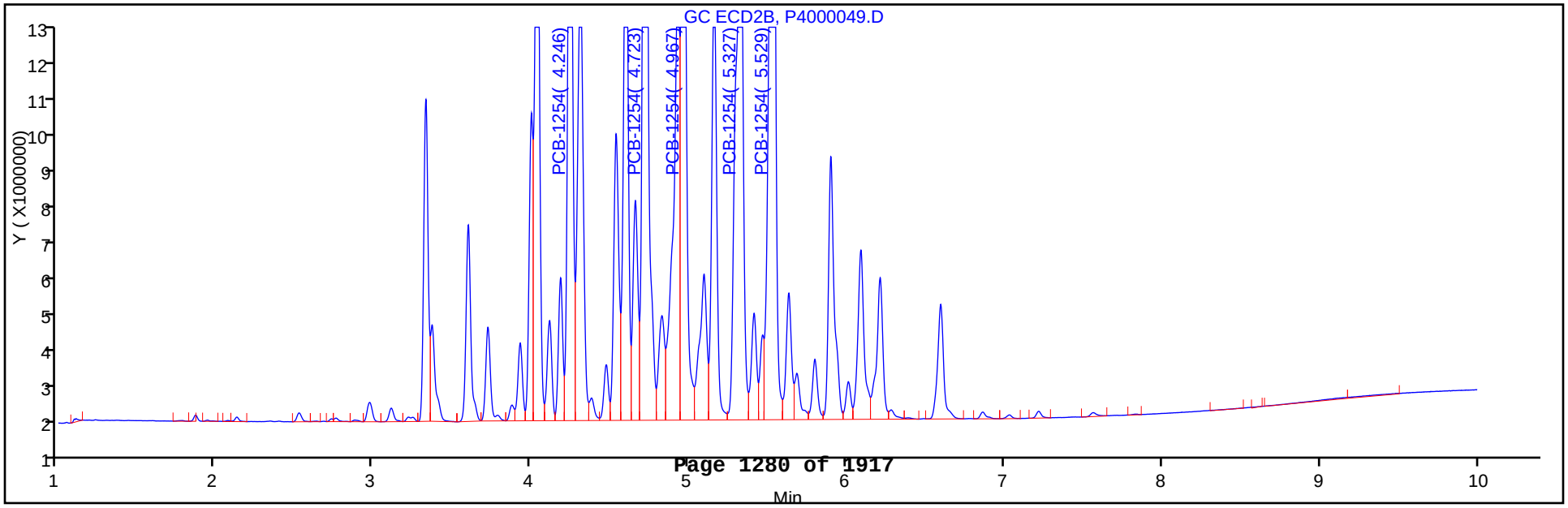

FORM VII
PCBS CONTINUING CALIBRATION DATA

Lab Name: TestAmerica Canton Job No.: 240-21987-1

SDG No.:

Lab Sample ID: ICV 240-72953/50 Calibration Date: 01/23/2013 23:41

Instrument ID: A2HP4 Calib Start Date: 01/23/2013 17:39

GC Column: CLP-1 ID: 0.53(mm) Calib End Date: 01/23/2013 18:58

Lab File ID: P4000050.D Conc. Units: ng/uL

ANALYTE	CURVE TYPE	AVE CF	CF	MIN CF	CALC AMOUNT	SPIKE AMOUNT	%D	MAX %D
PCB-1016 Peak 1	Ave	24904755	22145890		0.889	1.00	-11.1	20.0
PCB-1016 Peak 2	Ave	45461462	45311515		0.997	1.00	-0.3	20.0
PCB-1016 Peak 3	Ave	91493370	96638979		1.06	1.00	5.6	20.0
PCB-1016 Peak 4	Ave	40923536	42443080		1.04	1.00	3.7	20.0
PCB-1016 Peak 5	Ave	41299669	41470882		1.00	1.00	0.4	20.0
PCB-1260 Peak 1	Ave	60176437	58370853		0.970	1.00	-3.0	20.0
PCB-1260 Peak 2	Ave	107497347	105036319		0.977	1.00	-2.3	20.0
PCB-1260 Peak 3	Ave	107337123	98726268		0.920	1.00	-8.0	20.0
PCB-1260 Peak 4	Ave	121900070	146566793		1.20	1.00	20.2*	20.0
PCB-1260 Peak 5	Ave	61573736	68433662		1.11	1.00	11.1	20.0

FORM VII
PCBS CONTINUING CALIBRATION RETENTION TIME SUMMARY

Lab Name: TestAmerica Canton Job No.: 240-21987-1

SDG No.:

Lab Sample ID: ICV 240-72953/50 Calibration Date: 01/23/2013 23:41

Instrument ID: A2HP4 Calib Start Date: 01/23/2013 17:39

GC Column: CLP-1 ID: 0.53(mm) Calib End Date: 01/23/2013 18:58

Lab File ID: P4000050.D

Analyte	RT	RT WINDOW	
		FROM	TO
PCB-1016 Peak 1	1.54	1.44	1.64
PCB-1016 Peak 2	1.82	1.72	1.92
PCB-1016 Peak 3	2.21	2.11	2.31
PCB-1016 Peak 4	2.33	2.23	2.43
PCB-1016 Peak 5	2.71	2.61	2.81
PCB-1260 Peak 1	3.91	3.81	4.01
PCB-1260 Peak 2	4.20	4.10	4.30
PCB-1260 Peak 3	4.47	4.38	4.58
PCB-1260 Peak 4	5.18	5.08	5.28
PCB-1260 Peak 5	5.46	5.36	5.56

TestAmerica Canton
Target Compound Quantitation Report

Data File: \\Ncchrom\ChromData\A2HP4\20130123-16796.b\P4000050.D
Lims ID: ICV 1660 Client ID:
Inject. Date: 23-Jan-2013 23:41:06 Dil. Factor: 1.0000
Sample Type: ICV
Sample ID: 240-0016796-050
Misc. Info.:
Operator: Instrument ID: A2HP4
Injection Vol: 1.0 ul ALS Bottle#: 50
Lims Batch ID: 72953 Lims Sample ID: 50
Sublist:
Detector 1 : GC ECD1A
Detector 2 : GC ecd2b

Method: \\Ncchrom\ChromData\A2HP4\20130123-16796.b\PCB4.m
Last Update: 24-Jan-2013 07:48:31 Calib Date: 23-Jan-2013 22:06:47
Quant Method: External Standard Quant By: Initial Calibration
Last ICal File: \\Ncchrom\ChromData\A2HP4\20130123-16796.b\P4000044.D
Limit Group: GC 8082A ICAL
Integrator: Falcon
Column Type: Column Dia:
Process Host: XAWRK022

Det	Sig	RT	EXP RT	DLT RT	Response	On-Col Amt ng/ul	Ratio Range	Ratio	Flags
6 PCB-1016									
1	100	1.538	1.538	0.000	22145890	0.8892		100.0	
1	2	1.819	1.819	0.000	45311515	1.00	157.7- 207.7	204.6	
1	3	2.211	2.210	0.001	96638979	1.06	335.7- 385.7	436.4	
1	4	2.330	2.330	0.000	42443080	1.04	127.8- 197.8	191.7	
1	5	2.709	2.709	0.000	41470882	1.00	140.6- 190.6	187.3	
			Average of Peak Amounts =			1.00			
2	6	2.132	2.133	-0.001	17946430	0.9381		100.0	
2	7	2.527	2.527	0.000	38594275	1.00	173.3- 233.3	215.1	
2	8	2.978	2.978	0.000	82681353	1.08	368.6- 428.6	460.7	
2	9	3.116	3.116	0.000	34784338	1.05	147.6- 207.6	193.8	
2	10	3.219	3.219	0.000	27827353	1.07	109.0- 169.0	155.1	
			Average of Peak Amounts =			1.03			
						RPD = 3.18			
10 PCB-1260									
1	100	3.908	3.908	0.000	58370853	0.9700		100.0	
1	2	4.195	4.195	0.000	105036319	0.9771	153.3- 203.3	179.9	
1	3	4.474	4.475	-0.001	98726268	0.9198	152.7- 202.7	169.1	
1	4	5.176	5.176	0.000	146566793	1.20	177.2- 227.2	251.1	
1	5	5.460	5.459	0.001	68433662	1.11	77.3- 127.3	117.2	
			Average of Peak Amounts =			1.04			
2	6	4.930	4.929	0.001	50929149	0.9434		100.0	
2	7	5.159	5.159	0.000	59328664	0.9431	86.6- 146.6	116.5	
2	8	5.527	5.527	0.000	85403554	0.9166	141.2- 201.2	167.7	
2	9	6.213	6.213	0.000	133246420	1.20	175.0- 235.0	261.6	
2	10	6.594	6.594	0.000	90469539	1.14	115.7- 175.7	177.6	
			Average of Peak Amounts =			1.03			
						RPD = 0.78			

Report Date: 24-Jan-2013 07:48:39 Chrom Revision: 2.0 27-Nov-2012 13:14:12

TestAmerica Canton

Data File:	\\Ncchrom\ChromData\A2HP4\20130123-16796.b\P4000050.D		
Injection Date:	23-Jan-2013 23:41:06	Limit Group:	GC 8082A ICAL
Client ID:		Instrument ID:	A2HP4
Lims Batch ID:	72953	Lims Sample ID:	50
Operator ID:		Injection Vol:	1.0 ul
Column Type:		Column Dia:	

Y Scaling: Method Defined: Set to Absolute Y Value

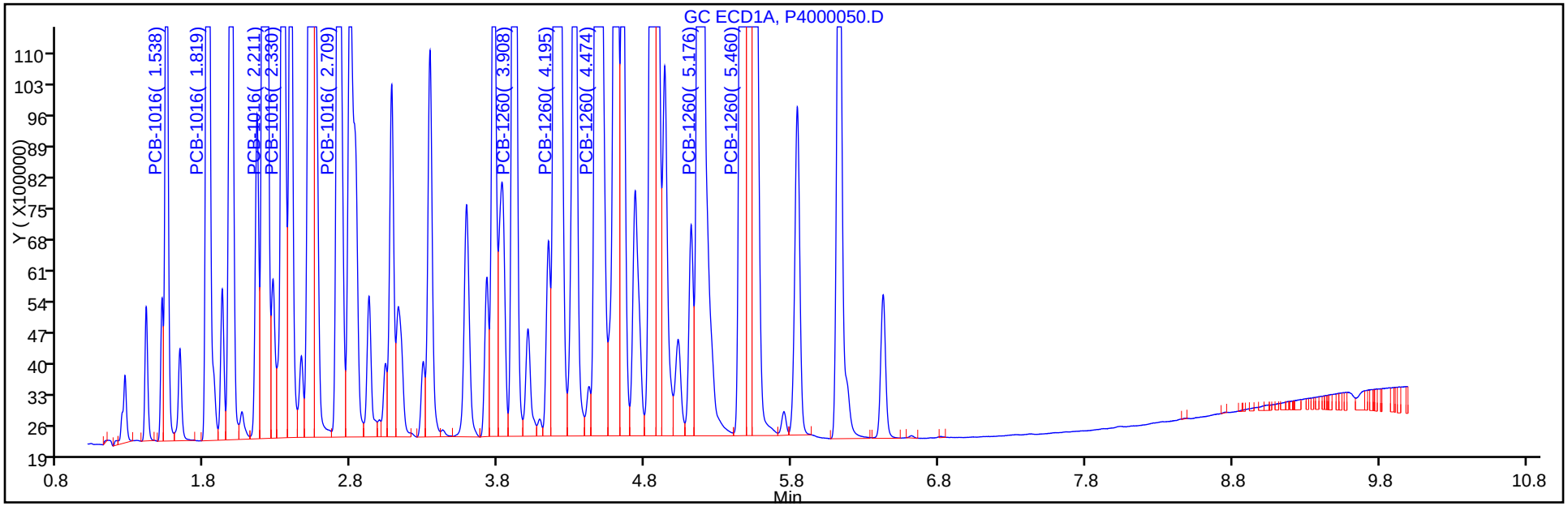

Y Scaling: Method Defined: Set to Absolute Y Value

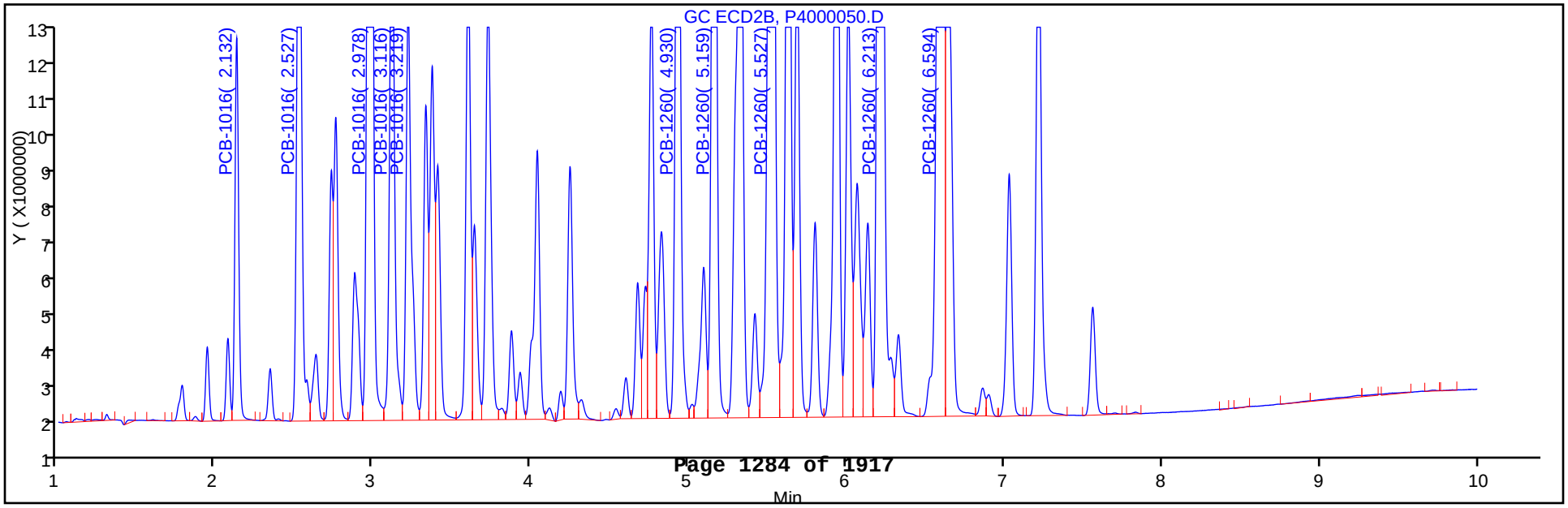

FORM VII
PCBS CONTINUING CALIBRATION DATA

Lab Name: TestAmerica Canton Job No.: 240-21987-1

SDG No.:

Lab Sample ID: ICV 240-72953/50 Calibration Date: 01/23/2013 23:41

Instrument ID: A2HP4 Calib Start Date: 01/23/2013 17:39

GC Column: CLP-2 ID: 0.53(mm) Calib End Date: 01/23/2013 18:58

Lab File ID: P4000050.D Conc. Units: ng/uL

ANALYTE	CURVE TYPE	AVE CF	CF	MIN CF	CALC AMOUNT	SPIKE AMOUNT	%D	MAX %D
PCB-1016 Peak 1	Ave	19130676	17946430		0.938	1.00	-6.2	20.0
PCB-1016 Peak 2	Ave	38413185	38594275		1.00	1.00	0.5	20.0
PCB-1016 Peak 3	Ave	76618806	82681353		1.08	1.00	7.9	20.0
PCB-1016 Peak 4	Ave	33154579	34784338		1.05	1.00	4.9	20.0
PCB-1016 Peak 5	Ave	25925234	27827353		1.07	1.00	7.3	20.0
PCB-1260 Peak 1	Ave	53986226	50929149		0.943	1.00	-5.7	20.0
PCB-1260 Peak 2	Ave	62905601	59328664		0.943	1.00	-5.7	20.0
PCB-1260 Peak 3	Ave	93172784	85403554		0.917	1.00	-8.3	20.0
PCB-1260 Peak 4	Ave	111417592	133246420		1.20	1.00	19.6	20.0
PCB-1260 Peak 5	Ave	79254975	90469539		1.14	1.00	14.1	20.0

FORM VII
PCBS CONTINUING CALIBRATION RETENTION TIME SUMMARY

Lab Name: TestAmerica Canton Job No.: 240-21987-1

SDG No.:

Lab Sample ID: ICV 240-72953/50 Calibration Date: 01/23/2013 23:41

Instrument ID: A2HP4 Calib Start Date: 01/23/2013 17:39

GC Column: CLP-2 ID: 0.53(mm) Calib End Date: 01/23/2013 18:58

Lab File ID: P4000050.D

Analyte	RT	RT WINDOW	
		FROM	TO
PCB-1016 Peak 1	2.13	2.03	2.23
PCB-1016 Peak 2	2.53	2.43	2.63
PCB-1016 Peak 3	2.98	2.88	3.08
PCB-1016 Peak 4	3.12	3.02	3.22
PCB-1016 Peak 5	3.22	3.12	3.32
PCB-1260 Peak 1	4.93	4.83	5.03
PCB-1260 Peak 2	5.16	5.06	5.26
PCB-1260 Peak 3	5.53	5.43	5.63
PCB-1260 Peak 4	6.21	6.11	6.31
PCB-1260 Peak 5	6.59	6.49	6.69

TestAmerica Canton
Target Compound Quantitation Report

Data File: \\Ncchrom\ChromData\A2HP4\20130123-16796.b\P4000050.D
Lims ID: ICV 1660 Client ID:
Inject. Date: 23-Jan-2013 23:41:06 Dil. Factor: 1.0000
Sample Type: ICV
Sample ID: 240-0016796-050
Misc. Info.:
Operator: Instrument ID: A2HP4
Injection Vol: 1.0 ul ALS Bottle#: 50
Lims Batch ID: 72953 Lims Sample ID: 50
Sublist:
Detector 1 : GC ECD1A
Detector 2 : GC ecd2b

Method: \\Ncchrom\ChromData\A2HP4\20130123-16796.b\PCB4.m
Last Update: 24-Jan-2013 07:48:31 Calib Date: 23-Jan-2013 22:06:47
Quant Method: External Standard Quant By: Initial Calibration
Last ICal File: \\Ncchrom\ChromData\A2HP4\20130123-16796.b\P4000044.D
Limit Group: GC 8082A ICAL
Integrator: Falcon
Column Type: Column Dia:
Process Host: XAWRK022

Det	Sig	RT	EXP RT	DLT RT	Response	On-Col Amt ng/ul	Ratio Range	Ratio	Flags
6 PCB-1016									
1	100	1.538	1.538	0.000	22145890	0.8892		100.0	
1	2	1.819	1.819	0.000	45311515	1.00	157.7- 207.7	204.6	
1	3	2.211	2.210	0.001	96638979	1.06	335.7- 385.7	436.4	
1	4	2.330	2.330	0.000	42443080	1.04	127.8- 197.8	191.7	
1	5	2.709	2.709	0.000	41470882	1.00	140.6- 190.6	187.3	
			Average of Peak Amounts =			1.00			
2	6	2.132	2.133	-0.001	17946430	0.9381		100.0	
2	7	2.527	2.527	0.000	38594275	1.00	173.3- 233.3	215.1	
2	8	2.978	2.978	0.000	82681353	1.08	368.6- 428.6	460.7	
2	9	3.116	3.116	0.000	34784338	1.05	147.6- 207.6	193.8	
2	10	3.219	3.219	0.000	27827353	1.07	109.0- 169.0	155.1	
			Average of Peak Amounts =			1.03			
						RPD = 3.18			
10 PCB-1260									
1	100	3.908	3.908	0.000	58370853	0.9700		100.0	
1	2	4.195	4.195	0.000	105036319	0.9771	153.3- 203.3	179.9	
1	3	4.474	4.475	-0.001	98726268	0.9198	152.7- 202.7	169.1	
1	4	5.176	5.176	0.000	146566793	1.20	177.2- 227.2	251.1	
1	5	5.460	5.459	0.001	68433662	1.11	77.3- 127.3	117.2	
			Average of Peak Amounts =			1.04			
2	6	4.930	4.929	0.001	50929149	0.9434		100.0	
2	7	5.159	5.159	0.000	59328664	0.9431	86.6- 146.6	116.5	
2	8	5.527	5.527	0.000	85403554	0.9166	141.2- 201.2	167.7	
2	9	6.213	6.213	0.000	133246420	1.20	175.0- 235.0	261.6	
2	10	6.594	6.594	0.000	90469539	1.14	115.7- 175.7	177.6	
			Average of Peak Amounts =			1.03			
						RPD = 0.78			

Report Date: 24-Jan-2013 07:48:40 Chrom Revision: 2.0 27-Nov-2012 13:14:12

TestAmerica Canton

Data File:	\\Ncchrom\ChromData\A2HP4\20130123-16796.b\P4000050.D		
Injection Date:	23-Jan-2013 23:41:06	Limit Group:	GC 8082A ICAL
Client ID:		Instrument ID:	A2HP4
Lims Batch ID:	72953	Lims Sample ID:	50
Operator ID:		Injection Vol:	1.0 ul
Column Type:		Column Dia:	

Y Scaling: Method Defined: Set to Absolute Y Value

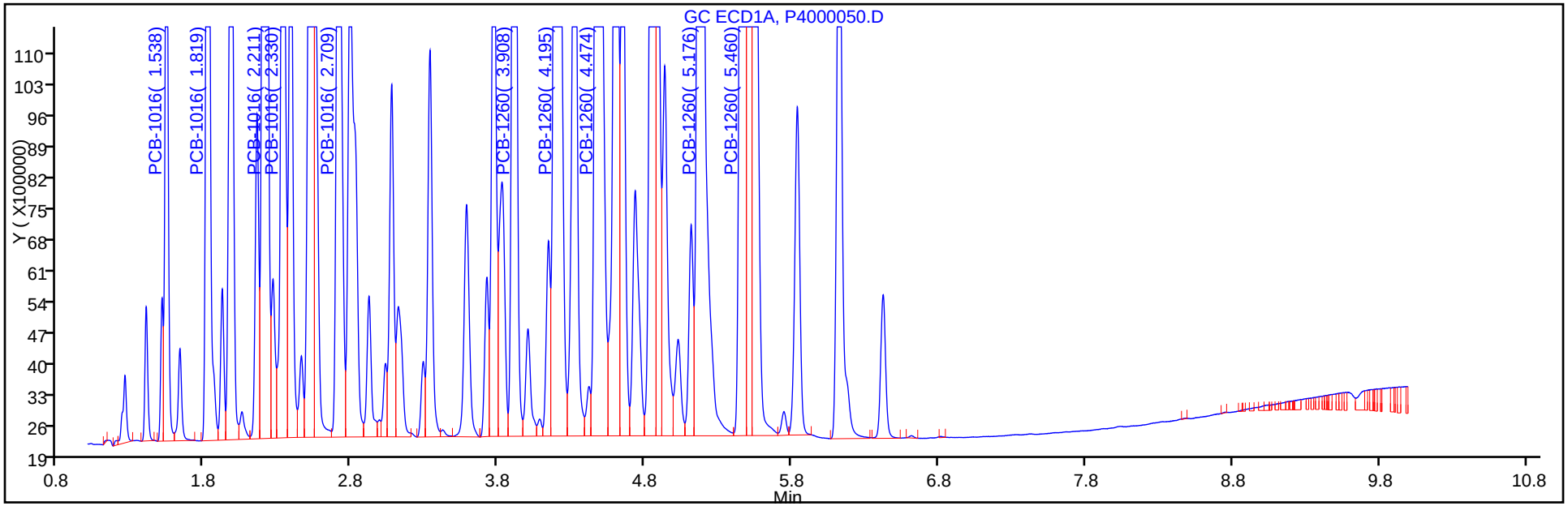

Y Scaling: Method Defined: Set to Absolute Y Value

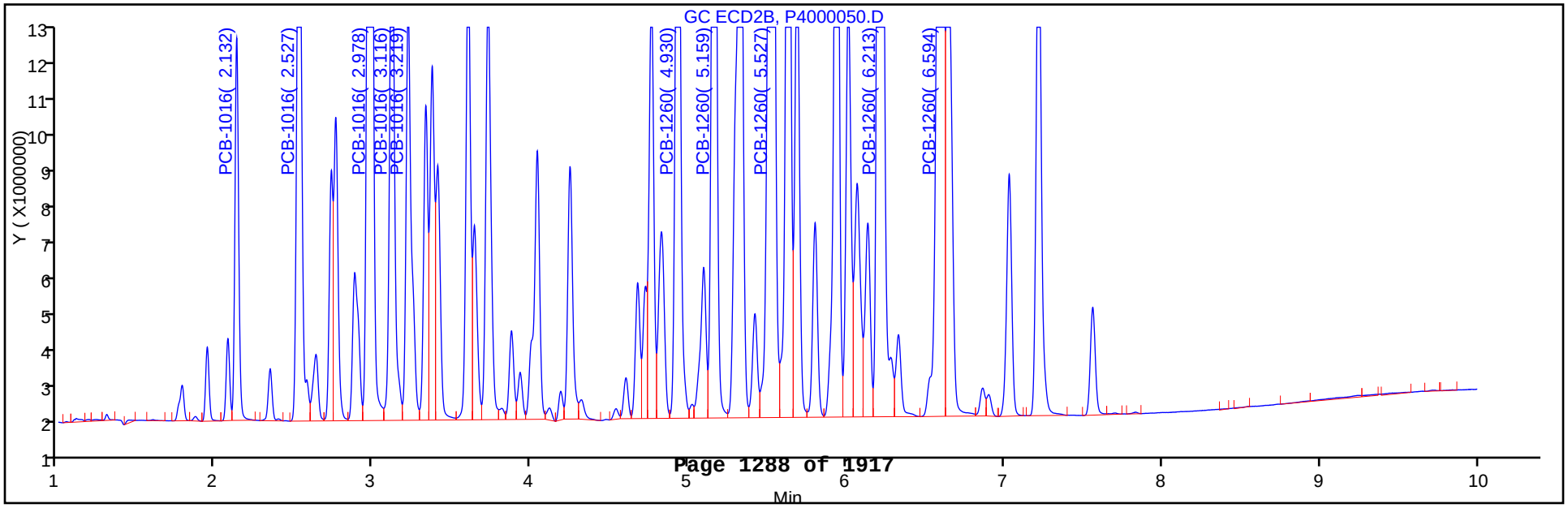

FORM VII
PCBS CONTINUING CALIBRATION DATA

Lab Name: TestAmerica Canton Job No.: 240-21987-1

SDG No.:

Lab Sample ID: CCV 240-79577/3 Calibration Date: 03/27/2013 08:01

Instrument ID: A2HP4 Calib Start Date: 01/23/2013 17:39

GC Column: CLP-1 ID: 0.53(mm) Calib End Date: 01/23/2013 18:58

Lab File ID: P4000003.D Conc. Units: ng/uL

ANALYTE	CURVE TYPE	AVE CF	CF	MIN CF	CALC AMOUNT	SPIKE AMOUNT	%D	MAX %D
PCB-1016 Peak 1	Ave	24904755	26514012		0.532	0.500	6.5	20.0
PCB-1016 Peak 2	Ave	45461462	47095420		0.518	0.500	3.6	20.0
PCB-1016 Peak 3	Ave	91493370	101770278		0.556	0.500	11.2	20.0
PCB-1016 Peak 4	Ave	40923536	43237694		0.528	0.500	5.7	20.0
PCB-1016 Peak 5	Ave	41299669	42400946		0.513	0.500	2.7	20.0
PCB-1260 Peak 1	Ave	60176437	62282212		0.517	0.500	3.5	20.0
PCB-1260 Peak 2	Ave	107497347	112867326		0.525	0.500	5.0	20.0
PCB-1260 Peak 3	Ave	107337123	115889884		0.540	0.500	8.0	20.0
PCB-1260 Peak 4	Ave	121900070	137004734		0.562	0.500	12.4	20.0
PCB-1260 Peak 5	Ave	61573736	71884202		0.584	0.500	16.7	20.0
Tetrachloro-m-xylene	Ave	1462061335	1548389800		0.0265	0.0250	5.9	20.0
DCB Decachlorobiphenyl	Ave	1283812147	1335265280		0.0260	0.0250	4.0	20.0

FORM VII
PCBS CONTINUING CALIBRATION RETENTION TIME SUMMARY

Lab Name: TestAmerica Canton Job No.: 240-21987-1

SDG No.:

Lab Sample ID: CCV 240-79577/3 Calibration Date: 03/27/2013 08:01

Instrument ID: A2HP4 Calib Start Date: 01/23/2013 17:39

GC Column: CLP-1 ID: 0.53(mm) Calib End Date: 01/23/2013 18:58

Lab File ID: P4000003.D

Analyte	RT	RT WINDOW	
		FROM	TO
PCB-1016 Peak 1	1.53	1.43	1.63
PCB-1016 Peak 2	1.81	1.71	1.91
PCB-1016 Peak 3	2.20	2.10	2.30
PCB-1016 Peak 4	2.32	2.22	2.42
PCB-1016 Peak 5	2.69	2.59	2.79
PCB-1260 Peak 1	3.89	3.79	3.99
PCB-1260 Peak 2	4.18	4.08	4.28
PCB-1260 Peak 3	4.45	4.35	4.55
PCB-1260 Peak 4	5.15	5.05	5.25
PCB-1260 Peak 5	5.44	5.34	5.54
Tetrachloro-m-xylene	1.26	1.16	1.36
DCB Decachlorobiphenyl	6.59	6.49	6.69

TestAmerica Canton
Target Compound Quantitation Report

Data File:	\\Ncchrom\ChromData\A2HP4\20130327-18292.b\P4000003.D		
Lims ID:	CCV AR1660	Client ID:	
Inject. Date:	27-Mar-2013 08:01:35	Dil. Factor:	1.0000
Sample Type:	CCVRT		
Sample ID:	240-0018292-003		
Misc. Info.:			
Operator:		Instrument ID:	A2HP4
Injection Vol:	1.0 uL	ALS Bottle#:	3
Lims Batch ID:	79577	Lims Sample ID:	3
Sublist:	chrom-PCB4*sub5		
Detector 1 :	GC ECD1A		
Detector 2 :	GC ecd2b		
Method:	\\Ncchrom\ChromData\A2HP4\20130327-18292.b\PCB4.m		
Last Update:	28-Mar-2013 13:29:13	Calib Date:	23-Jan-2013 22:06:47
Quant Method:	External Standard	Quant By:	Initial Calibration
Last ICal File:	\\Ncchrom\ChromData\A2HP4\20130123-16796.b\P4000044.D		
Limit Group:	GC 8082A ICAL		
Integrator:	Falcon		
Column Type:		Column Dia:	
Process Host:	XAWRK015		

Det	Sig	RT	EXP RT	DLT RT	Response	On-Col Amt ng/ul	Ratio Range	Ratio	Flags
$ 2 Tetrachloro-m-xylene									
1	44	1.259	1.259	0.000	38709745	0.0265			
2	2	1.662	1.662	0.000	37134906	0.0324			
						RPD = 20.22			
6 PCB-1016									
1	100	1.527	1.527	0.000	13257006	0.5323		100.0	
1	2	1.807	1.807	0.000	23547710	0.5180	157.7- 207.7	177.6	
1	3	2.196	2.196	0.000	50885139	0.5562	335.7- 385.7	383.8	
1	4	2.316	2.316	0.000	21618847	0.5283	127.8- 197.8	163.1	
1	5	2.694	2.694	0.000	21200473	0.5133	140.6- 190.6	159.9	
			Average of Peak Amounts =			0.5296			
2	6	2.122	2.122	0.000	11921805	0.6232		100.0	
2	7	2.516	2.516	0.000	23619520	0.6149	173.3- 233.3	198.1	
2	8	2.966	2.966	0.000	49463780	0.6456	368.6- 428.6	414.9	
2	9	3.104	3.104	0.000	20139863	0.6075	147.6- 207.6	168.9	
2	10	3.207	3.207	0.000	15922521	0.6142	109.0- 169.0	133.6	
			Average of Peak Amounts =			0.6211			
						RPD = 15.89			

Det	Sig	RT	EXP RT	DLT RT	Response	On-Col Amt ng/ul	Ratio Range	Ratio	Flags
10 PCB-1260									
1	100	3.889	3.889	0.000	31141106	0.5175		100.0	
1	2	4.175	4.175	0.000	56433663	0.5250	153.3- 203.3	181.2	
1	3	4.454	4.454	0.000	57944942	0.5398	152.7- 202.7	186.1	
1	4	5.153	5.153	0.000	68502367	0.5620	177.2- 227.2	220.0	
1	5	5.436	5.436	0.000	35942101	0.5837	77.3- 127.3	115.4	
			Average of Peak Amounts =			0.5456			
2	6	4.916	4.916	0.000	32842242	0.6083		100.0	
2	7	5.144	5.144	0.000	38931384	0.6189	86.6- 146.6	118.5	
2	8	5.512	5.512	0.000	58981508	0.6330	141.2- 201.2	179.6	
2	9	6.196	6.196	0.000	72579357	0.6514	175.0- 235.0	221.0	
2	10	6.578	6.578	0.000	49934883	0.6301	115.7- 175.7	152.0	
			Average of Peak Amounts =			0.6283			
						RPD = 14.10			
$ 12 DCB Decachlorobiphenyl									
1	100	6.591	6.591	0.000	33381632	0.0260			
2	2	7.813	7.813	0.000	31420097	0.0286			
						RPD = 9.61			

Report Date: 28-Mar-2013 13:29:14 Chrom Revision: 2.0 01-Feb-2013 10:03:10

TestAmerica Canton

Data File:	\\Ncchrom\ChromData\A2HP4\20130327-18292.b\P4000003.D		
Injection Date:	27-Mar-2013 08:01:35	Limit Group:	GC 8082A ICAL
Client ID:		Instrument ID:	A2HP4
Lims Batch ID:	79577	Lims Sample ID:	3
Operator ID:		Injection Vol:	1.0 uL
Column Type:		Column Dia:	

Y Scaling: Method Defined: Set to Absolute Y Value

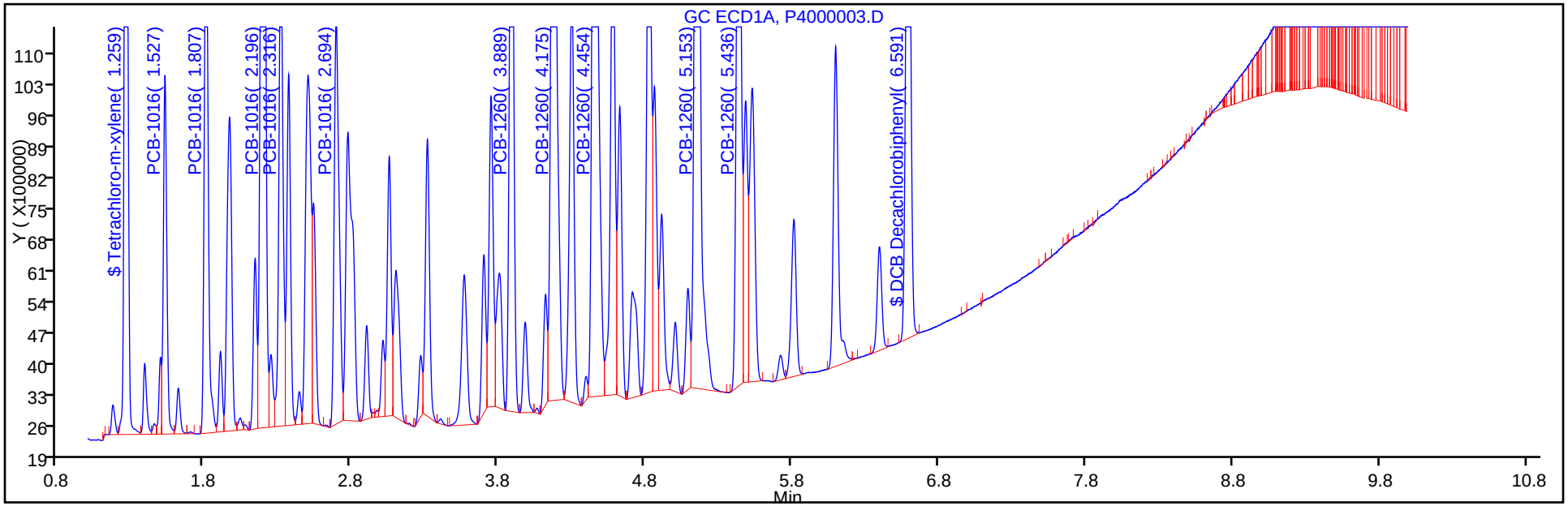

Y Scaling: Method Defined: Set to Absolute Y Value

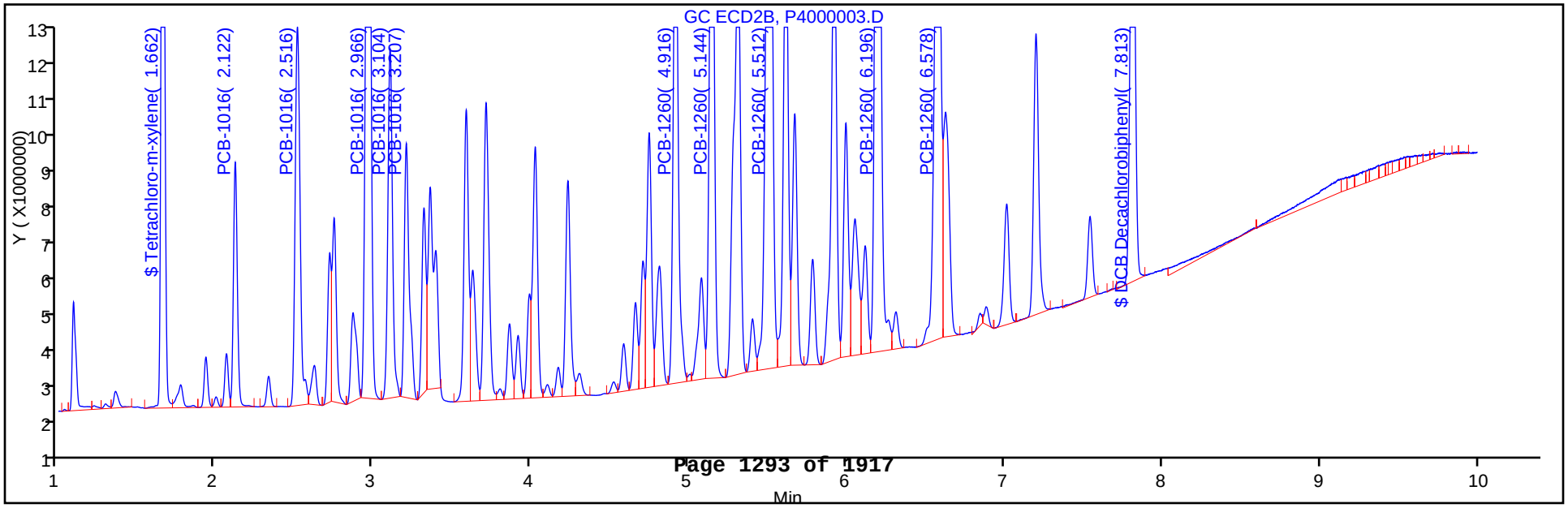

FORM VII
PCBS CONTINUING CALIBRATION DATA

Lab Name: TestAmerica Canton Job No.: 240-21987-1

SDG No.:

Lab Sample ID: CCV 240-79577/3 Calibration Date: 03/27/2013 08:01

Instrument ID: A2HP4 Calib Start Date: 01/23/2013 17:39

GC Column: CLP-2 ID: 0.53(mm) Calib End Date: 01/23/2013 18:58

Lab File ID: P4000003.D Conc. Units: ng/uL

ANALYTE	CURVE TYPE	AVE CF	CF	MIN CF	CALC AMOUNT	SPIKE AMOUNT	%D	MAX %D
PCB-1016 Peak 1	Ave	19130676	23843610		0.623	0.500	24.6*	20.0
PCB-1016 Peak 2	Ave	38413185	47239040		0.615	0.500	23.0*	20.0
PCB-1016 Peak 3	Ave	76618806	98927560		0.646	0.500	29.1*	20.0
PCB-1016 Peak 4	Ave	33154579	40279726		0.607	0.500	21.5*	20.0
PCB-1016 Peak 5	Ave	25925234	31845042		0.614	0.500	22.8*	20.0
PCB-1260 Peak 1	Ave	53986226	65684484		0.608	0.500	21.7*	20.0
PCB-1260 Peak 2	Ave	62905601	77862768		0.619	0.500	23.8*	20.0
PCB-1260 Peak 3	Ave	93172784	117963016		0.633	0.500	26.6*	20.0
PCB-1260 Peak 4	Ave	111417592	145158714		0.651	0.500	30.3*	20.0
PCB-1260 Peak 5	Ave	79254975	99869766		0.630	0.500	26.0*	20.0
Tetrachloro-m-xylene	Ave	1145026652	1485396240		0.0324	0.0250	29.7*	20.0
DCB Decachlorobiphenyl	Ave	1097523500	1256803880		0.0286	0.0250	14.5	20.0

FORM VII
PCBS CONTINUING CALIBRATION RETENTION TIME SUMMARY

Lab Name: TestAmerica Canton Job No.: 240-21987-1

SDG No.:

Lab Sample ID: CCV 240-79577/3 Calibration Date: 03/27/2013 08:01

Instrument ID: A2HP4 Calib Start Date: 01/23/2013 17:39

GC Column: CLP-2 ID: 0.53(mm) Calib End Date: 01/23/2013 18:58

Lab File ID: P4000003.D

Analyte	RT	RT WINDOW	
		FROM	TO
PCB-1016 Peak 1	2.12	2.02	2.22
PCB-1016 Peak 2	2.52	2.42	2.62
PCB-1016 Peak 3	2.97	2.87	3.07
PCB-1016 Peak 4	3.10	3.00	3.20
PCB-1016 Peak 5	3.21	3.11	3.31
PCB-1260 Peak 1	4.92	4.82	5.02
PCB-1260 Peak 2	5.14	5.04	5.24
PCB-1260 Peak 3	5.51	5.41	5.61
PCB-1260 Peak 4	6.20	6.10	6.30
PCB-1260 Peak 5	6.58	6.48	6.68
Tetrachloro-m-xylene	1.66	1.56	1.76
DCB Decachlorobiphenyl	7.81	7.71	7.91

TestAmerica Canton
Target Compound Quantitation Report

Data File:	\\Ncchrom\ChromData\A2HP4\20130327-18292.b\P4000003.D		
Lims ID:	CCV AR1660	Client ID:	
Inject. Date:	27-Mar-2013 08:01:35	Dil. Factor:	1.0000
Sample Type:	CCVRT		
Sample ID:	240-0018292-003		
Misc. Info.:			
Operator:		Instrument ID:	A2HP4
Injection Vol:	1.0 uL	ALS Bottle#:	3
Lims Batch ID:	79577	Lims Sample ID:	3
Sublist:	chrom-PCB4*sub5		
Detector 1 :	GC ECD1A		
Detector 2 :	GC ecd2b		
Method:	\\Ncchrom\ChromData\A2HP4\20130327-18292.b\PCB4.m		
Last Update:	28-Mar-2013 13:29:13	Calib Date:	23-Jan-2013 22:06:47
Quant Method:	External Standard	Quant By:	Initial Calibration
Last ICal File:	\\Ncchrom\ChromData\A2HP4\20130123-16796.b\P4000044.D		
Limit Group:	GC 8082A ICAL		
Integrator:	Falcon		
Column Type:		Column Dia:	
Process Host:	XAWRK015		

Det	Sig	RT	EXP RT	DLT RT	Response	On-Col Amt ng/ul	Ratio Range	Ratio	Flags
$ 2 Tetrachloro-m-xylene									
1	44	1.259	1.259	0.000	38709745	0.0265			
2	2	1.662	1.662	0.000	37134906	0.0324			
						RPD = 20.22			
6 PCB-1016									
1	100	1.527	1.527	0.000	13257006	0.5323		100.0	
1	2	1.807	1.807	0.000	23547710	0.5180	157.7- 207.7	177.6	
1	3	2.196	2.196	0.000	50885139	0.5562	335.7- 385.7	383.8	
1	4	2.316	2.316	0.000	21618847	0.5283	127.8- 197.8	163.1	
1	5	2.694	2.694	0.000	21200473	0.5133	140.6- 190.6	159.9	
			Average of Peak Amounts =			0.5296			
2	6	2.122	2.122	0.000	11921805	0.6232		100.0	
2	7	2.516	2.516	0.000	23619520	0.6149	173.3- 233.3	198.1	
2	8	2.966	2.966	0.000	49463780	0.6456	368.6- 428.6	414.9	
2	9	3.104	3.104	0.000	20139863	0.6075	147.6- 207.6	168.9	
2	10	3.207	3.207	0.000	15922521	0.6142	109.0- 169.0	133.6	
			Average of Peak Amounts =			0.6211			
						RPD = 15.89			

Report Date: 28-Mar-2013 13:29:14 Chrom Revision: 2.0 01-Feb-2013 10:03:10
Data File: \\Ncchrom\ChromData\A2HP4\20130327-18292.b\P4000003.D

Det	Sig	RT	EXP RT	DLT RT	Response	On-Col Amt ng/ul	Ratio Range	Ratio	Flags
10 PCB-1260									
1	100	3.889	3.889	0.000	31141106	0.5175		100.0	
1	2	4.175	4.175	0.000	56433663	0.5250	153.3- 203.3	181.2	
1	3	4.454	4.454	0.000	57944942	0.5398	152.7- 202.7	186.1	
1	4	5.153	5.153	0.000	68502367	0.5620	177.2- 227.2	220.0	
1	5	5.436	5.436	0.000	35942101	0.5837	77.3- 127.3	115.4	
			Average of Peak Amounts =			0.5456			
2	6	4.916	4.916	0.000	32842242	0.6083		100.0	
2	7	5.144	5.144	0.000	38931384	0.6189	86.6- 146.6	118.5	
2	8	5.512	5.512	0.000	58981508	0.6330	141.2- 201.2	179.6	
2	9	6.196	6.196	0.000	72579357	0.6514	175.0- 235.0	221.0	
2	10	6.578	6.578	0.000	49934883	0.6301	115.7- 175.7	152.0	
			Average of Peak Amounts =			0.6283			
						RPD = 14.10			
$ 12 DCB Decachlorobiphenyl									
1	100	6.591	6.591	0.000	33381632	0.0260			
2	2	7.813	7.813	0.000	31420097	0.0286			
						RPD = 9.61			

Report Date: 28-Mar-2013 13:29:14 Chrom Revision: 2.0 01-Feb-2013 10:03:10

TestAmerica Canton

Data File:	\\Ncchrom\ChromData\A2HP4\20130327-18292.b\P4000003.D		
Injection Date:	27-Mar-2013 08:01:35	Limit Group:	GC 8082A ICAL
Client ID:		Instrument ID:	A2HP4
Lims Batch ID:	79577	Lims Sample ID:	3
Operator ID:		Injection Vol:	1.0 uL
Column Type:		Column Dia:	

Y Scaling: Method Defined: Set to Absolute Y Value

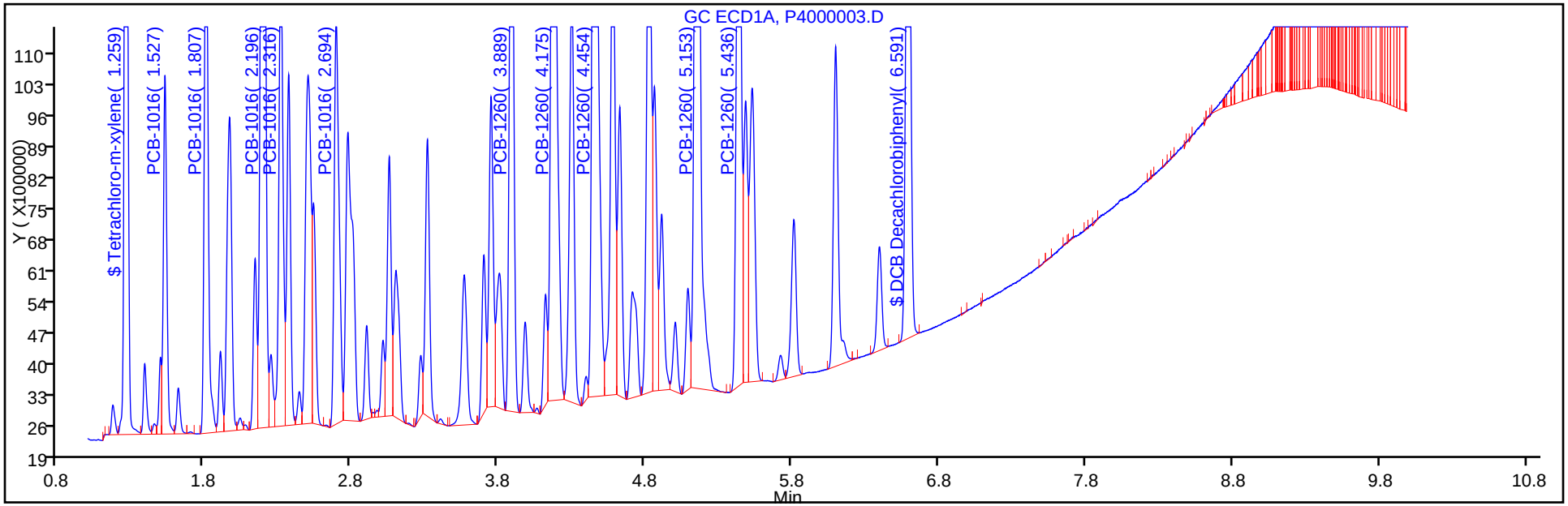

Y Scaling: Method Defined: Set to Absolute Y Value

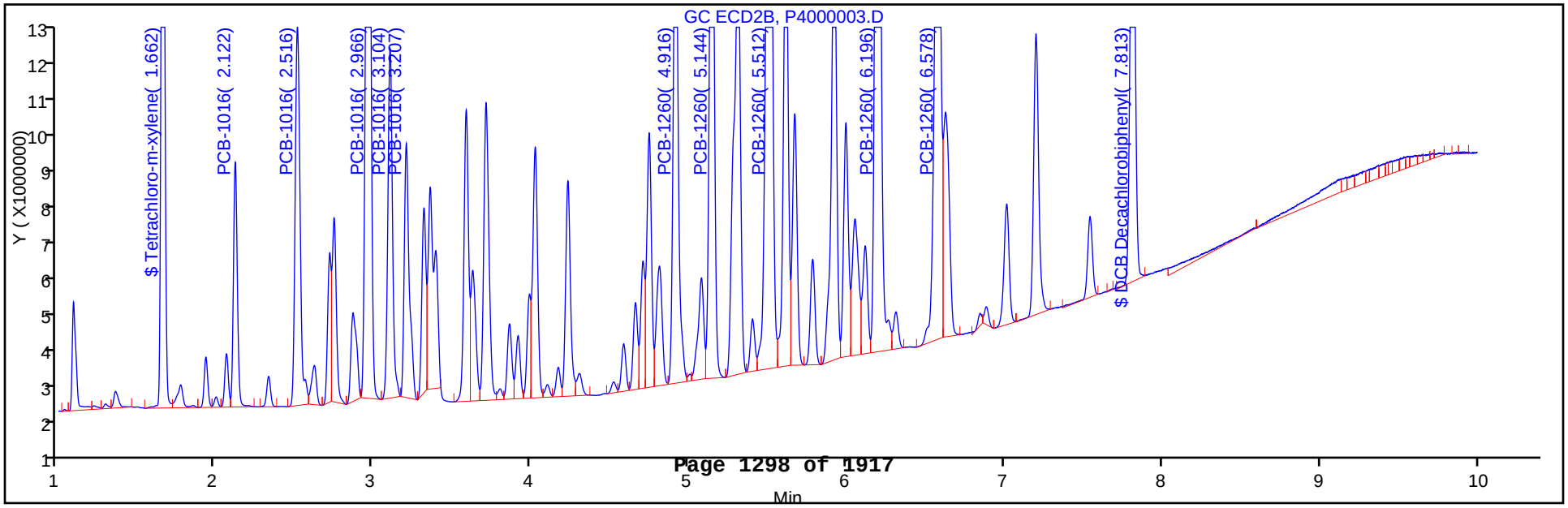

FORM VII
PCBS CONTINUING CALIBRATION DATA

Lab Name: TestAmerica Canton Job No.: 240-21987-1

SDG No.:

Lab Sample ID: CCV 240-79577/21 Calibration Date: 03/27/2013 12:54

Instrument ID: A2HP4 Calib Start Date: 01/23/2013 17:39

GC Column: CLP-1 ID: 0.53(mm) Calib End Date: 01/23/2013 18:58

Lab File ID: P4000021.D Conc. Units: ng/uL

ANALYTE	CURVE TYPE	AVE CF	CF	MIN CF	CALC AMOUNT	SPIKE AMOUNT	%D	MAX %D
PCB-1016 Peak 1	Ave	24904755	23812890		0.478	0.500	-4.4	20.0
PCB-1016 Peak 2	Ave	45461462	41826586		0.460	0.500	-8.0	20.0
PCB-1016 Peak 3	Ave	91493370	90311430		0.494	0.500	-1.3	20.0
PCB-1016 Peak 4	Ave	40923536	38762766		0.474	0.500	-5.3	20.0
PCB-1016 Peak 5	Ave	41299669	38244356		0.463	0.500	-7.4	20.0
PCB-1260 Peak 1	Ave	60176437	56371518		0.468	0.500	-6.3	20.0
PCB-1260 Peak 2	Ave	107497347	103296504		0.480	0.500	-3.9	20.0
PCB-1260 Peak 3	Ave	107337123	105736084		0.493	0.500	-1.5	20.0
PCB-1260 Peak 4	Ave	121900070	124228510		0.510	0.500	1.9	20.0
PCB-1260 Peak 5	Ave	61573736	65377502		0.531	0.500	6.2	20.0
Tetrachloro-m-xylene	Ave	1462061335	1391973920		0.0238	0.0250	-4.8	20.0
DCB Decachlorobiphenyl	Ave	1283812147	1198779520		0.0233	0.0250	-6.6	20.0

FORM VII
PCBS CONTINUING CALIBRATION RETENTION TIME SUMMARY

Lab Name: TestAmerica Canton Job No.: 240-21987-1

SDG No.:

Lab Sample ID: CCV 240-79577/21 Calibration Date: 03/27/2013 12:54

Instrument ID: A2HP4 Calib Start Date: 01/23/2013 17:39

GC Column: CLP-1 ID: 0.53(mm) Calib End Date: 01/23/2013 18:58

Lab File ID: P4000021.D

Analyte	RT	RT WINDOW	
		FROM	TO
PCB-1016 Peak 1	1.53	1.43	1.63
PCB-1016 Peak 2	1.81	1.71	1.91
PCB-1016 Peak 3	2.20	2.10	2.30
PCB-1016 Peak 4	2.32	2.22	2.42
PCB-1016 Peak 5	2.70	2.60	2.80
PCB-1260 Peak 1	3.90	3.80	4.00
PCB-1260 Peak 2	4.18	4.08	4.28
PCB-1260 Peak 3	4.46	4.36	4.56
PCB-1260 Peak 4	5.16	5.06	5.26
PCB-1260 Peak 5	5.44	5.34	5.54
Tetrachloro-m-xylene	1.26	1.16	1.36
DCB Decachlorobiphenyl	6.60	6.50	6.70

TestAmerica Canton
Target Compound Quantitation Report

Data File:	\\Ncchrom\ChromData\A2HP4\20130327-18292.b\P4000021.D		
Lims ID:	CCV AR1660	Client ID:	
Inject. Date:	27-Mar-2013 12:54:05	Dil. Factor:	1.0000
Sample Type:	CCV		
Sample ID:	240-0018292-021		
Misc. Info.:			
Operator:		Instrument ID:	A2HP4
Injection Vol:	1.0 uL	ALS Bottle#:	21
Lims Batch ID:	79577	Lims Sample ID:	21
Sublist:	chrom-PCB4*sub5		
Detector 1 :	GC ECD1A		
Detector 2 :	GC ecd2b		

Method:	\\Ncchrom\ChromData\A2HP4\20130327-18292.b\PCB4.m		
Last Update:	28-Mar-2013 13:28:38	Calib Date:	23-Jan-2013 22:06:47
Quant Method:	External Standard	Quant By:	Initial Calibration
Last ICal File:	\\Ncchrom\ChromData\A2HP4\20130123-16796.b\P4000044.D		
Limit Group:	GC 8082A ICAL		
Integrator:	Falcon		
Column Type:		Column Dia:	
Process Host:	XAWRK015		

First Level Reviewer: hassl Date: 28-Mar-2013 13:22:56

Det	Sig	RT	EXP RT	DLT RT	Response	On-Col Amt ng/ul	Ratio Range	Ratio	Flags
$ 2 Tetrachloro-m-xylene									
1	44	1.263	1.263	0.000	34799348	0.0238			
2	2	1.663	1.663	0.000	31846280	0.0278			
						RPD = 15.54			
6 PCB-1016									
1	100	1.531	1.531	0.000	11906445	0.4781		100.0	
1	2	1.813	1.813	0.000	20913293	0.4600	157.7- 207.7	175.6	
1	3	2.203	2.203	0.000	45155715	0.4935	335.7- 385.7	379.3	
1	4	2.323	2.323	0.000	19381383	0.4736	127.8- 197.8	162.8	
1	5	2.700	2.700	0.000	19122178	0.4630	140.6- 190.6	160.6	
			Average of Peak Amounts =			0.4737			
2	6	2.123	2.123	0.000	10080012	0.5269		100.0	
2	7	2.518	2.518	0.000	20298813	0.5284	173.3- 233.3	201.4	
2	8	2.968	2.968	0.000	42864688	0.5595	368.6- 428.6	425.2	
2	9	3.105	3.105	0.000	17309086	0.5221	147.6- 207.6	171.7	
2	10	3.208	3.208	0.000	13658781	0.5269	109.0- 169.0	135.5	
			Average of Peak Amounts =			0.5327			
						RPD = 11.74			

Det	Sig	RT	EXP RT	DLT RT	Response	On-Col Amt ng/ul	Ratio Range	Ratio	Flags
10 PCB-1260									
1	100	3.896	3.896	0.000	28185759	0.4684		100.0	
1	2	4.182	4.182	0.000	51648252	0.4805	153.3- 203.3	183.2	
1	3	4.461	4.461	0.000	52868042	0.4925	152.7- 202.7	187.6	
1	4	5.160	5.160	0.000	62114255	0.5096	177.2- 227.2	220.4	
1	5	5.443	5.443	0.000	32688751	0.5309	77.3- 127.3	116.0	
			Average of Peak Amounts =			0.4964			
2	6	4.917	4.917	0.000	28393533	0.5259		100.0	
2	7	5.147	5.147	0.000	33549842	0.5333	86.6- 146.6	118.2	
2	8	5.514	5.514	0.000	49170291	0.5277	141.2- 201.2	173.2	
2	9	6.198	6.198	0.000	60404124	0.5421	175.0- 235.0	212.7	
2	10	6.578	6.578	0.000	42251520	0.5331	115.7- 175.7	148.8	
			Average of Peak Amounts =			0.5325			
						RPD = 7.02			
$ 12 DCB Decachlorobiphenyl									
1	100	6.598	6.598	0.000	29969488	0.0233			
2	2	7.816	7.816	0.000	28688667	0.0261			
						RPD = 11.30			

Report Date: 28-Mar-2013 13:28:39 Chrom Revision: 2.0 01-Feb-2013 10:03:10

TestAmerica Canton

Data File:	\\Ncchrom\ChromData\A2HP4\20130327-18292.b\P4000021.D		
Injection Date:	27-Mar-2013 12:54:05	Limit Group:	GC 8082A ICAL
Client ID:		Instrument ID:	A2HP4
Lims Batch ID:	79577	Lims Sample ID:	21
Operator ID:		Injection Vol:	1.0 uL
Column Type:		Column Dia:	

Y Scaling: Method Defined: Set to Absolute Y Value

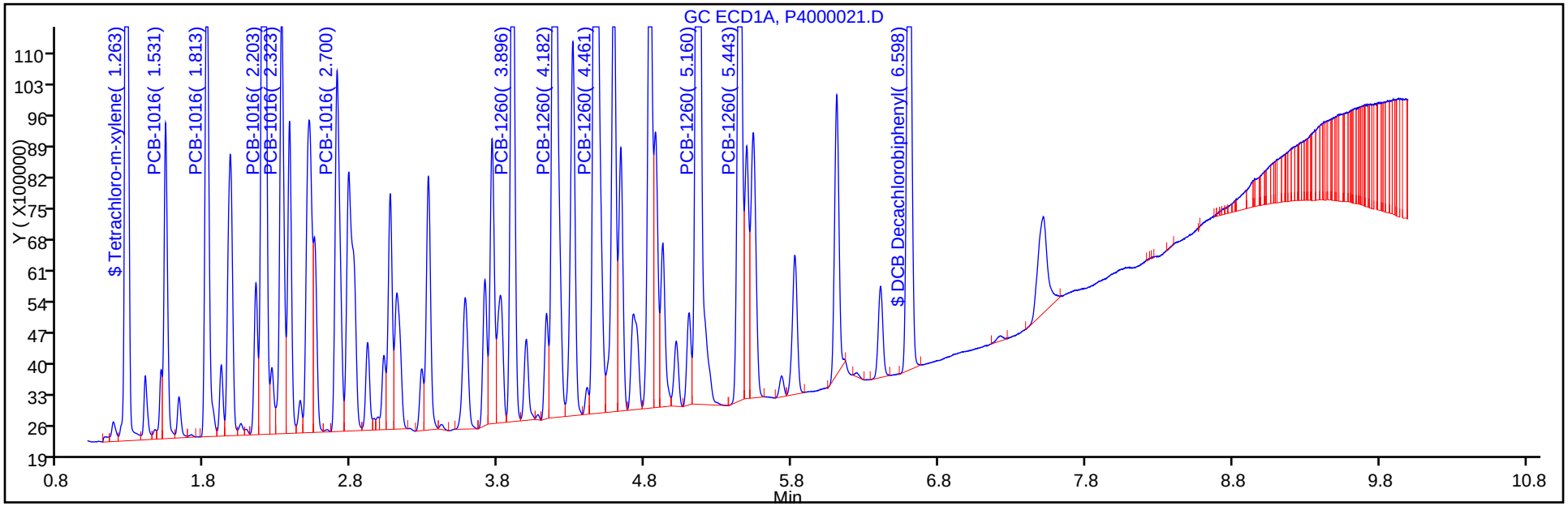

Y Scaling: Method Defined: Set to Absolute Y Value

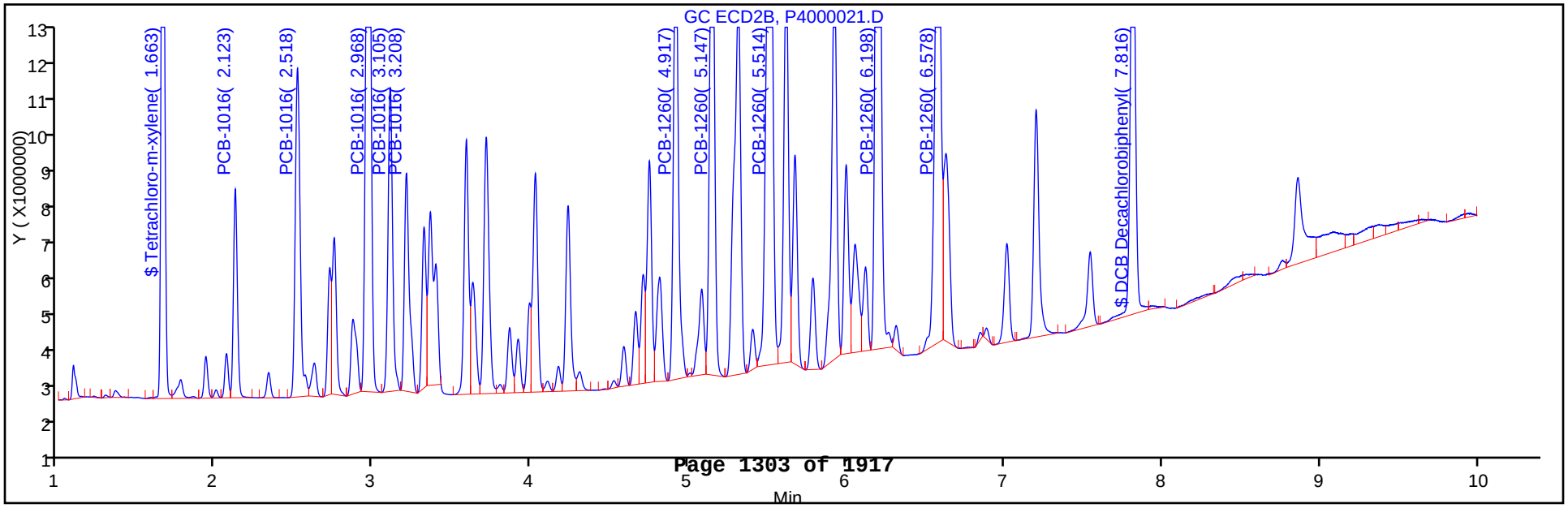

FORM VII
PCBS CONTINUING CALIBRATION DATA

Lab Name: TestAmerica Canton Job No.: 240-21987-1

SDG No.:

Lab Sample ID: CCV 240-79577/21 Calibration Date: 03/27/2013 12:54

Instrument ID: A2HP4 Calib Start Date: 01/23/2013 17:39

GC Column: CLP-2 ID: 0.53(mm) Calib End Date: 01/23/2013 18:58

Lab File ID: P4000021.D Conc. Units: ng/uL

ANALYTE	CURVE TYPE	AVE CF	CF	MIN CF	CALC AMOUNT	SPIKE AMOUNT	%D	MAX %D
PCB-1016 Peak 1	Ave	19130676	20160024		0.527	0.500	5.4	20.0
PCB-1016 Peak 2	Ave	38413185	40597626		0.528	0.500	5.7	20.0
PCB-1016 Peak 3	Ave	76618806	85729376		0.559	0.500	11.9	20.0
PCB-1016 Peak 4	Ave	33154579	34618172		0.522	0.500	4.4	20.0
PCB-1016 Peak 5	Ave	25925234	27317562		0.527	0.500	5.4	20.0
PCB-1260 Peak 1	Ave	53986226	56787066		0.526	0.500	5.2	20.0
PCB-1260 Peak 2	Ave	62905601	67099684		0.533	0.500	6.7	20.0
PCB-1260 Peak 3	Ave	93172784	98340582		0.528	0.500	5.5	20.0
PCB-1260 Peak 4	Ave	111417592	120808248		0.542	0.500	8.4	20.0
PCB-1260 Peak 5	Ave	79254975	84503040		0.533	0.500	6.6	20.0
Tetrachloro-m-xylene	Ave	1145026652	1273851200		0.0278	0.0250	11.3	20.0
DCB Decachlorobiphenyl	Ave	1097523500	1147546680		0.0261	0.0250	4.6	20.0

FORM VII
PCBS CONTINUING CALIBRATION RETENTION TIME SUMMARY

Lab Name: TestAmerica Canton Job No.: 240-21987-1

SDG No.:

Lab Sample ID: CCV 240-79577/21 Calibration Date: 03/27/2013 12:54

Instrument ID: A2HP4 Calib Start Date: 01/23/2013 17:39

GC Column: CLP-2 ID: 0.53(mm) Calib End Date: 01/23/2013 18:58

Lab File ID: P4000021.D

Analyte	RT	RT WINDOW	
		FROM	TO
PCB-1016 Peak 1	2.12	2.02	2.22
PCB-1016 Peak 2	2.52	2.42	2.62
PCB-1016 Peak 3	2.97	2.87	3.07
PCB-1016 Peak 4	3.11	3.01	3.21
PCB-1016 Peak 5	3.21	3.11	3.31
PCB-1260 Peak 1	4.92	4.82	5.02
PCB-1260 Peak 2	5.15	5.05	5.25
PCB-1260 Peak 3	5.51	5.41	5.61
PCB-1260 Peak 4	6.20	6.10	6.30
PCB-1260 Peak 5	6.58	6.48	6.68
Tetrachloro-m-xylene	1.66	1.56	1.76
DCB Decachlorobiphenyl	7.82	7.72	7.92

TestAmerica Canton
Target Compound Quantitation Report

Data File:	\\Ncchrom\ChromData\A2HP4\20130327-18292.b\P4000021.D		
Lims ID:	CCV AR1660	Client ID:	
Inject. Date:	27-Mar-2013 12:54:05	Dil. Factor:	1.0000
Sample Type:	CCV		
Sample ID:	240-0018292-021		
Misc. Info.:			
Operator:		Instrument ID:	A2HP4
Injection Vol:	1.0 uL	ALS Bottle#:	21
Lims Batch ID:	79577	Lims Sample ID:	21
Sublist:	chrom-PCB4*sub5		
Detector 1 :	GC ECD1A		
Detector 2 :	GC ecd2b		

Method:	\\Ncchrom\ChromData\A2HP4\20130327-18292.b\PCB4.m		
Last Update:	28-Mar-2013 13:28:38	Calib Date:	23-Jan-2013 22:06:47
Quant Method:	External Standard	Quant By:	Initial Calibration
Last ICal File:	\\Ncchrom\ChromData\A2HP4\20130123-16796.b\P4000044.D		
Limit Group:	GC 8082A ICAL		
Integrator:	Falcon		
Column Type:		Column Dia:	
Process Host:	XAWRK015		

First Level Reviewer: hassl Date: 28-Mar-2013 13:22:56

Det	Sig	RT	EXP RT	DLT RT	Response	On-Col Amt ng/ul	Ratio Range	Ratio	Flags
$ 2 Tetrachloro-m-xylene									
1	44	1.263	1.263	0.000	34799348	0.0238			
2	2	1.663	1.663	0.000	31846280	0.0278			
						RPD = 15.54			
6 PCB-1016									
1	100	1.531	1.531	0.000	11906445	0.4781		100.0	
1	2	1.813	1.813	0.000	20913293	0.4600	157.7- 207.7	175.6	
1	3	2.203	2.203	0.000	45155715	0.4935	335.7- 385.7	379.3	
1	4	2.323	2.323	0.000	19381383	0.4736	127.8- 197.8	162.8	
1	5	2.700	2.700	0.000	19122178	0.4630	140.6- 190.6	160.6	
			Average of Peak Amounts =			0.4737			
2	6	2.123	2.123	0.000	10080012	0.5269		100.0	
2	7	2.518	2.518	0.000	20298813	0.5284	173.3- 233.3	201.4	
2	8	2.968	2.968	0.000	42864688	0.5595	368.6- 428.6	425.2	
2	9	3.105	3.105	0.000	17309086	0.5221	147.6- 207.6	171.7	
2	10	3.208	3.208	0.000	13658781	0.5269	109.0- 169.0	135.5	
			Average of Peak Amounts =			0.5327			
						RPD = 11.74			

Report Date: 28-Mar-2013 13:28:39 Chrom Revision: 2.0 01-Feb-2013 10:03:10
Data File: \\Ncchrom\ChromData\A2HP4\20130327-18292.b\P4000021.D

Det	Sig	RT	EXP RT	DLT RT	Response	On-Col Amt ng/ul	Ratio Range	Ratio	Flags
10 PCB-1260									
1	100	3.896	3.896	0.000	28185759	0.4684		100.0	
1	2	4.182	4.182	0.000	51648252	0.4805	153.3- 203.3	183.2	
1	3	4.461	4.461	0.000	52868042	0.4925	152.7- 202.7	187.6	
1	4	5.160	5.160	0.000	62114255	0.5096	177.2- 227.2	220.4	
1	5	5.443	5.443	0.000	32688751	0.5309	77.3- 127.3	116.0	
			Average of Peak Amounts =			0.4964			
2	6	4.917	4.917	0.000	28393533	0.5259		100.0	
2	7	5.147	5.147	0.000	33549842	0.5333	86.6- 146.6	118.2	
2	8	5.514	5.514	0.000	49170291	0.5277	141.2- 201.2	173.2	
2	9	6.198	6.198	0.000	60404124	0.5421	175.0- 235.0	212.7	
2	10	6.578	6.578	0.000	42251520	0.5331	115.7- 175.7	148.8	
			Average of Peak Amounts =			0.5325			
						RPD = 7.02			
$ 12 DCB Decachlorobiphenyl									
1	100	6.598	6.598	0.000	29969488	0.0233			
2	2	7.816	7.816	0.000	28688667	0.0261			
						RPD = 11.30			

Report Date: 28-Mar-2013 13:28:39 Chrom Revision: 2.0 01-Feb-2013 10:03:10

TestAmerica Canton

Data File:	\\Ncchrom\ChromData\A2HP4\20130327-18292.b\P4000021.D		
Injection Date:	27-Mar-2013 12:54:05	Limit Group:	GC 8082A ICAL
Client ID:		Instrument ID:	A2HP4
Lims Batch ID:	79577	Lims Sample ID:	21
Operator ID:		Injection Vol:	1.0 uL
Column Type:		Column Dia:	

Y Scaling: Method Defined: Set to Absolute Y Value

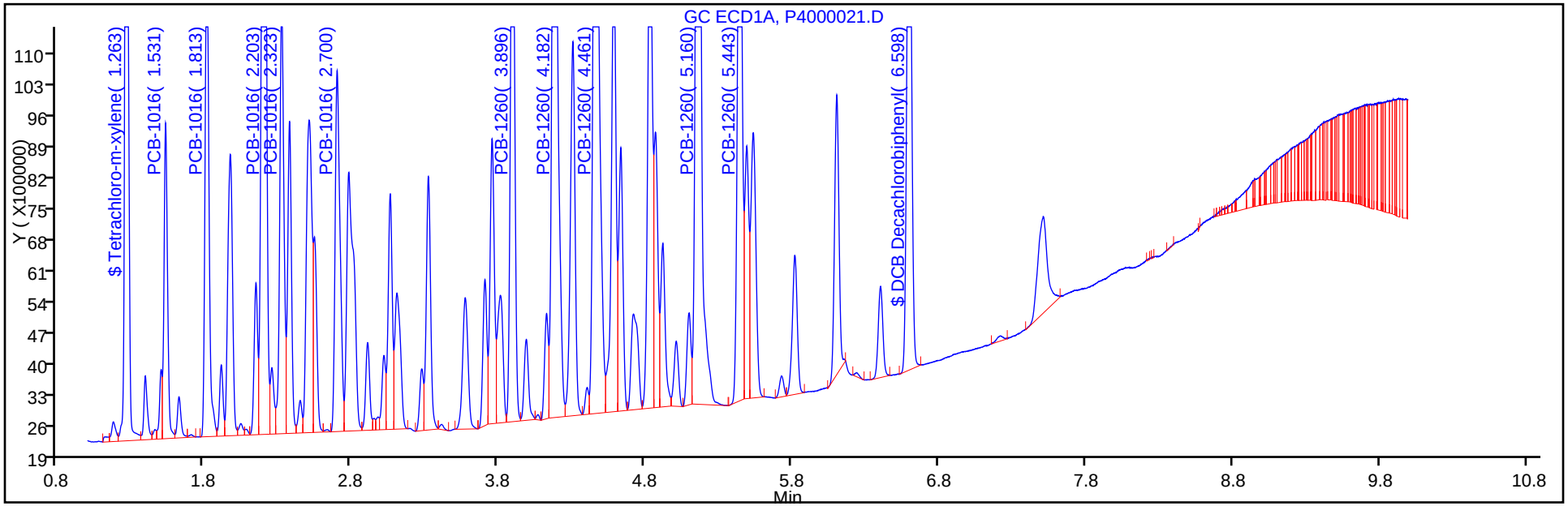

Y Scaling: Method Defined: Set to Absolute Y Value

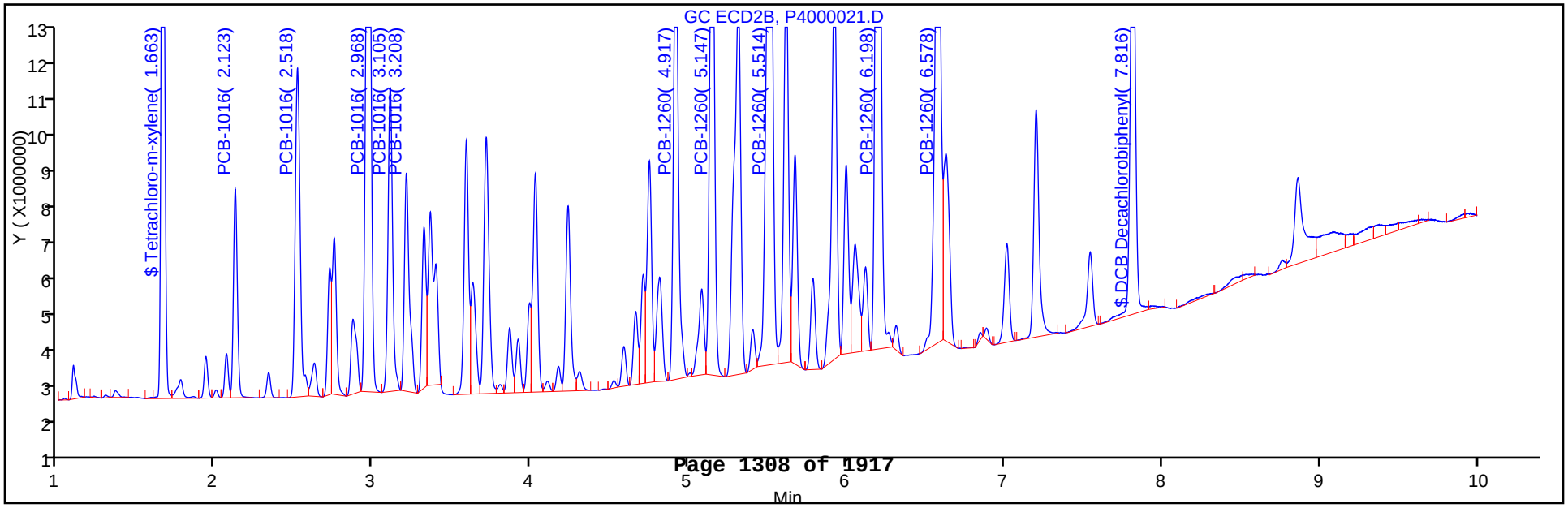

FORM VII
PCBS CONTINUING CALIBRATION DATA

Lab Name: TestAmerica Canton Job No.: 240-21987-1

SDG No.:

Lab Sample ID: CCV 240-79577/30 Calibration Date: 03/27/2013 15:15

Instrument ID: A2HP4 Calib Start Date: 01/23/2013 17:39

GC Column: CLP-1 ID: 0.53(mm) Calib End Date: 01/23/2013 18:58

Lab File ID: P4000030.D Conc. Units: ng/uL

ANALYTE	CURVE TYPE	AVE CF	CF	MIN CF	CALC AMOUNT	SPIKE AMOUNT	%D	MAX %D
PCB-1016 Peak 1	Ave	24904755	23128450		0.464	0.500	-7.1	20.0
PCB-1016 Peak 2	Ave	45461462	41220006		0.453	0.500	-9.3	20.0
PCB-1016 Peak 3	Ave	91493370	88570090		0.484	0.500	-3.2	20.0
PCB-1016 Peak 4	Ave	40923536	38163054		0.466	0.500	-6.7	20.0
PCB-1016 Peak 5	Ave	41299669	37714950		0.457	0.500	-8.7	20.0
PCB-1260 Peak 1	Ave	60176437	55429340		0.461	0.500	-7.9	20.0
PCB-1260 Peak 2	Ave	107497347	101955720		0.474	0.500	-5.2	20.0
PCB-1260 Peak 3	Ave	107337123	104558882		0.487	0.500	-2.6	20.0
PCB-1260 Peak 4	Ave	121900070	124372134		0.510	0.500	2.0	20.0
PCB-1260 Peak 5	Ave	61573736	63877790		0.519	0.500	3.7	20.0
Tetrachloro-m-xylene	Ave	1462061335	1356760200		0.0232	0.0250	-7.2	20.0
DCB Decachlorobiphenyl	Ave	1283812147	1232557200		0.0240	0.0250	-4.0	20.0

FORM VII
PCBS CONTINUING CALIBRATION RETENTION TIME SUMMARY

Lab Name: TestAmerica Canton Job No.: 240-21987-1

SDG No.:

Lab Sample ID: CCV 240-79577/30 Calibration Date: 03/27/2013 15:15

Instrument ID: A2HP4 Calib Start Date: 01/23/2013 17:39

GC Column: CLP-1 ID: 0.53(mm) Calib End Date: 01/23/2013 18:58

Lab File ID: P4000030.D

Analyte	RT	RT WINDOW	
		FROM	TO
PCB-1016 Peak 1	1.53	1.43	1.63
PCB-1016 Peak 2	1.81	1.71	1.91
PCB-1016 Peak 3	2.20	2.10	2.30
PCB-1016 Peak 4	2.32	2.22	2.42
PCB-1016 Peak 5	2.69	2.59	2.79
PCB-1260 Peak 1	3.89	3.79	3.99
PCB-1260 Peak 2	4.17	4.07	4.27
PCB-1260 Peak 3	4.45	4.35	4.55
PCB-1260 Peak 4	5.15	5.05	5.25
PCB-1260 Peak 5	5.44	5.34	5.54
Tetrachloro-m-xylene	1.26	1.16	1.36
DCB Decachlorobiphenyl	6.59	6.49	6.69

TestAmerica Canton
Target Compound Quantitation Report

Data File:	\\Ncchrom\ChromData\A2HP4\20130327-18292.b\P4000030.D		
Lims ID:	CCV AR1660	Client ID:	
Inject. Date:	27-Mar-2013 15:15:29	Dil. Factor:	1.0000
Sample Type:	CCV		
Sample ID:	240-0018292-030		
Misc. Info.:			
Operator:		Instrument ID:	A2HP4
Injection Vol:	1.0 uL	ALS Bottle#:	30
Lims Batch ID:	79577	Lims Sample ID:	30
Sublist:	chrom-PCB4*sub5		
Detector 1 :	GC ECD1A		
Detector 2 :	GC ecd2b		

Method:	\\Ncchrom\ChromData\A2HP4\20130327-18292.b\PCB4.m		
Last Update:	28-Mar-2013 13:29:02	Calib Date:	23-Jan-2013 22:06:47
Quant Method:	External Standard	Quant By:	Initial Calibration
Last ICal File:	\\Ncchrom\ChromData\A2HP4\20130123-16796.b\P4000044.D		
Limit Group:	GC 8082A ICAL		
Integrator:	Falcon		
Column Type:		Column Dia:	
Process Host:	XAWRK015		

Det	Sig	RT	EXP RT	DLT RT	Response	On-Col Amt ng/ul	Ratio Range	Ratio	Flags
$ 2 Tetrachloro-m-xylene									
1	44	1.259	1.259	0.000	33919005	0.0232			
2	2	1.663	1.663	0.000	31326809	0.0274			
						RPD = 16.45			
6 PCB-1016									
1	100	1.528	1.528	0.000	11564225	0.4643		100.0	
1	2	1.808	1.808	0.000	20610003	0.4534	157.7- 207.7	178.2	
1	3	2.198	2.198	0.000	44285045	0.4840	335.7- 385.7	382.9	
1	4	2.316	2.316	0.000	19081527	0.4663	127.8- 197.8	165.0	
1	5	2.693	2.693	0.000	18857475	0.4566	140.6- 190.6	163.1	
			Average of Peak Amounts =			0.4649			
2	6	2.123	2.123	0.000	10053900	0.5255		100.0	
2	7	2.517	2.517	0.000	20144296	0.5244	173.3- 233.3	200.4	
2	8	2.967	2.967	0.000	42809309	0.5587	368.6- 428.6	425.8	
2	9	3.104	3.104	0.000	17410492	0.5251	147.6- 207.6	173.2	
2	10	3.208	3.208	0.000	13675579	0.5275	109.0- 169.0	136.0	
			Average of Peak Amounts =			0.5323			
						RPD = 13.51			

Det	Sig	RT	EXP RT	DLT RT	Response	On-Col Amt ng/ul	Ratio Range	Ratio	Flags
10 PCB-1260									
1	100	3.888	3.888	0.000	27714670	0.4606		100.0	
1	2	4.174	4.174	0.000	50977860	0.4742	153.3- 203.3	183.9	
1	3	4.453	4.453	0.000	52279441	0.4871	152.7- 202.7	188.6	
1	4	5.153	5.153	0.000	62186067	0.5101	177.2- 227.2	224.4	
1	5	5.437	5.437	0.000	31938895	0.5187	77.3- 127.3	115.2	
			Average of Peak Amounts =			0.4901			
2	6	4.915	4.915	0.000	28521022	0.5283		100.0	
2	7	5.145	5.145	0.000	33486874	0.5323	86.6- 146.6	117.4	
2	8	5.513	5.513	0.000	50877180	0.5461	141.2- 201.2	178.4	
2	9	6.196	6.196	0.000	64386001	0.5779	175.0- 235.0	225.7	
2	10	6.578	6.578	0.000	45017106	0.5680	115.7- 175.7	157.8	
			Average of Peak Amounts =			0.5505			
						RPD = 11.60			
$ 12 DCB Decachlorobiphenyl									
1	100	6.592	6.592	0.000	30813930	0.0240			
2	2	7.813	7.813	0.000	28676897	0.0261			
						RPD = 8.49			

Report Date: 28-Mar-2013 13:29:04 Chrom Revision: 2.0 01-Feb-2013 10:03:10

TestAmerica Canton

Data File:	\\Ncchrom\ChromData\A2HP4\20130327-18292.b\P4000030.D		
Injection Date:	27-Mar-2013 15:15:29	Limit Group:	GC 8082A ICAL
Client ID:		Instrument ID:	A2HP4
Lims Batch ID:	79577	Lims Sample ID:	30
Operator ID:		Injection Vol:	1.0 uL
Column Type:		Column Dia:	

Y Scaling: Method Defined: Set to Absolute Y Value

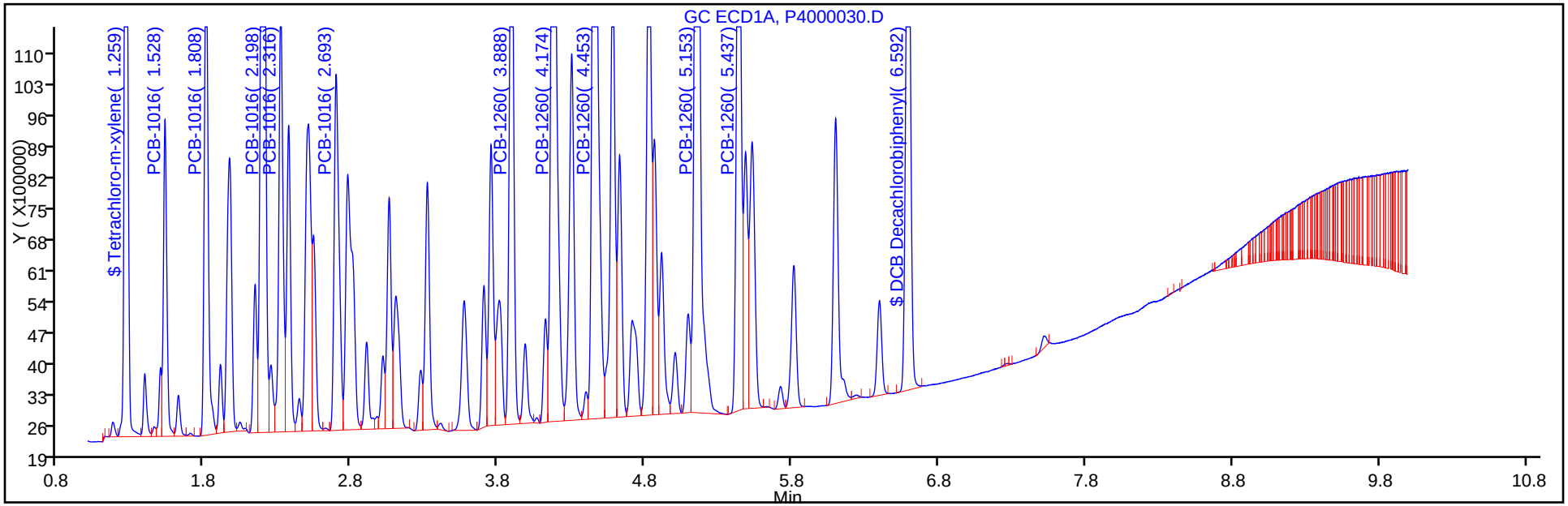

Y Scaling: Method Defined: Set to Absolute Y Value

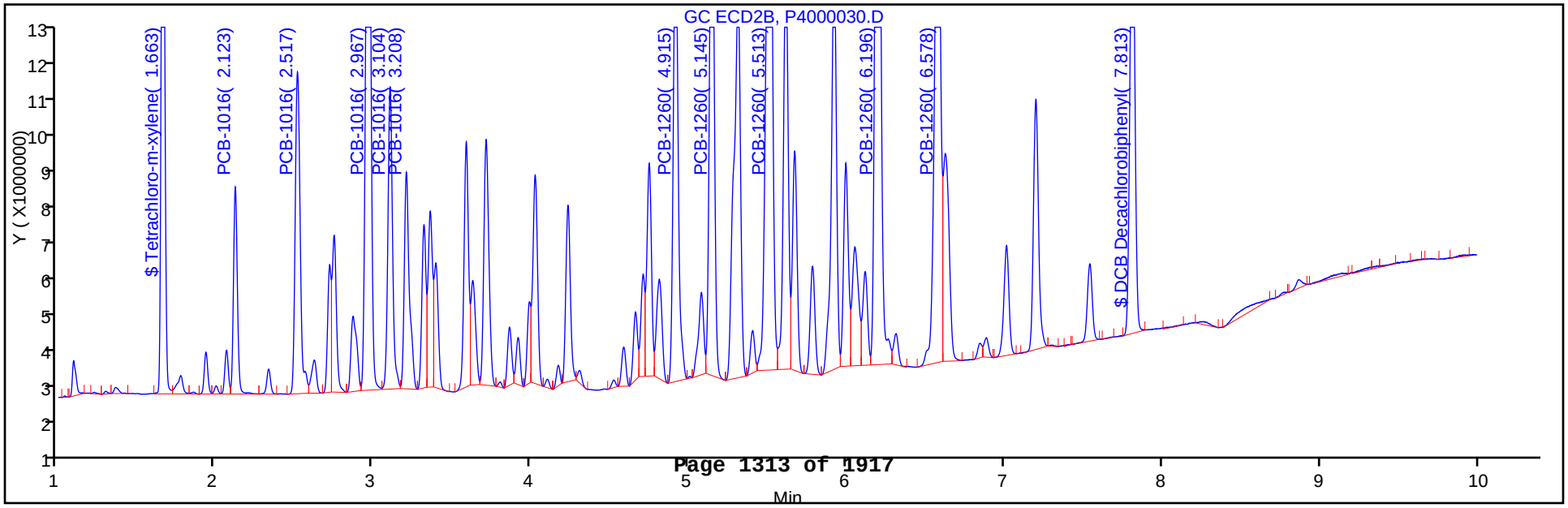

FORM VII
PCBS CONTINUING CALIBRATION DATA

Lab Name: TestAmerica Canton Job No.: 240-21987-1

SDG No.:

Lab Sample ID: CCV 240-79577/30 Calibration Date: 03/27/2013 15:15

Instrument ID: A2HP4 Calib Start Date: 01/23/2013 17:39

GC Column: CLP-2 ID: 0.53(mm) Calib End Date: 01/23/2013 18:58

Lab File ID: P4000030.D Conc. Units: ng/uL

ANALYTE	CURVE TYPE	AVE CF	CF	MIN CF	CALC AMOUNT	SPIKE AMOUNT	%D	MAX %D
PCB-1016 Peak 1	Ave	19130676	20107800		0.526	0.500	5.1	20.0
PCB-1016 Peak 2	Ave	38413185	40288592		0.524	0.500	4.9	20.0
PCB-1016 Peak 3	Ave	76618806	85618618		0.559	0.500	11.7	20.0
PCB-1016 Peak 4	Ave	33154579	34820984		0.525	0.500	5.0	20.0
PCB-1016 Peak 5	Ave	25925234	27351158		0.528	0.500	5.5	20.0
PCB-1260 Peak 1	Ave	53986226	57042044		0.528	0.500	5.7	20.0
PCB-1260 Peak 2	Ave	62905601	66973748		0.532	0.500	6.5	20.0
PCB-1260 Peak 3	Ave	93172784	101754360		0.546	0.500	9.2	20.0
PCB-1260 Peak 4	Ave	111417592	128772002		0.578	0.500	15.6	20.0
PCB-1260 Peak 5	Ave	79254975	90034212		0.568	0.500	13.6	20.0
Tetrachloro-m-xylene	Ave	1145026652	1253072360		0.0274	0.0250	9.4	20.0
DCB Decachlorobiphenyl	Ave	1097523500	1147075880		0.0261	0.0250	4.5	20.0

FORM VII
PCBS CONTINUING CALIBRATION RETENTION TIME SUMMARY

Lab Name: TestAmerica Canton Job No.: 240-21987-1

SDG No.:

Lab Sample ID: CCV 240-79577/30 Calibration Date: 03/27/2013 15:15

Instrument ID: A2HP4 Calib Start Date: 01/23/2013 17:39

GC Column: CLP-2 ID: 0.53(mm) Calib End Date: 01/23/2013 18:58

Lab File ID: P4000030.D

Analyte	RT	RT WINDOW	
		FROM	TO
PCB-1016 Peak 1	2.12	2.02	2.22
PCB-1016 Peak 2	2.52	2.42	2.62
PCB-1016 Peak 3	2.97	2.87	3.07
PCB-1016 Peak 4	3.10	3.00	3.20
PCB-1016 Peak 5	3.21	3.11	3.31
PCB-1260 Peak 1	4.92	4.82	5.02
PCB-1260 Peak 2	5.15	5.05	5.25
PCB-1260 Peak 3	5.51	5.41	5.61
PCB-1260 Peak 4	6.20	6.10	6.30
PCB-1260 Peak 5	6.58	6.48	6.68
Tetrachloro-m-xylene	1.66	1.56	1.76
DCB Decachlorobiphenyl	7.81	7.71	7.91

TestAmerica Canton
Target Compound Quantitation Report

Data File:	\\Ncchrom\ChromData\A2HP4\20130327-18292.b\P4000030.D		
Lims ID:	CCV AR1660	Client ID:	
Inject. Date:	27-Mar-2013 15:15:29	Dil. Factor:	1.0000
Sample Type:	CCV		
Sample ID:	240-0018292-030		
Misc. Info.:			
Operator:		Instrument ID:	A2HP4
Injection Vol:	1.0 uL	ALS Bottle#:	30
Lims Batch ID:	79577	Lims Sample ID:	30
Sublist:	chrom-PCB4*sub5		
Detector 1 :	GC ECD1A		
Detector 2 :	GC ecd2b		

Method:	\\Ncchrom\ChromData\A2HP4\20130327-18292.b\PCB4.m		
Last Update:	28-Mar-2013 13:29:02	Calib Date:	23-Jan-2013 22:06:47
Quant Method:	External Standard	Quant By:	Initial Calibration
Last ICal File:	\\Ncchrom\ChromData\A2HP4\20130123-16796.b\P4000044.D		
Limit Group:	GC 8082A ICAL		
Integrator:	Falcon		
Column Type:		Column Dia:	
Process Host:	XAWRK015		

Det	Sig	RT	EXP RT	DLT RT	Response	On-Col Amt ng/ul	Ratio Range	Ratio	Flags
$ 2 Tetrachloro-m-xylene									
1	44	1.259	1.259	0.000	33919005	0.0232			
2	2	1.663	1.663	0.000	31326809	0.0274			
						RPD = 16.45			
6 PCB-1016									
1	100	1.528	1.528	0.000	11564225	0.4643		100.0	
1	2	1.808	1.808	0.000	20610003	0.4534	157.7- 207.7	178.2	
1	3	2.198	2.198	0.000	44285045	0.4840	335.7- 385.7	382.9	
1	4	2.316	2.316	0.000	19081527	0.4663	127.8- 197.8	165.0	
1	5	2.693	2.693	0.000	18857475	0.4566	140.6- 190.6	163.1	
			Average of Peak Amounts =			0.4649			
2	6	2.123	2.123	0.000	10053900	0.5255		100.0	
2	7	2.517	2.517	0.000	20144296	0.5244	173.3- 233.3	200.4	
2	8	2.967	2.967	0.000	42809309	0.5587	368.6- 428.6	425.8	
2	9	3.104	3.104	0.000	17410492	0.5251	147.6- 207.6	173.2	
2	10	3.208	3.208	0.000	13675579	0.5275	109.0- 169.0	136.0	
			Average of Peak Amounts =			0.5323			
						RPD = 13.51			

Det	Sig	RT	EXP RT	DLT RT	Response	On-Col Amt ng/ul	Ratio Range	Ratio	Flags
10 PCB-1260									
1	100	3.888	3.888	0.000	27714670	0.4606		100.0	
1	2	4.174	4.174	0.000	50977860	0.4742	153.3- 203.3	183.9	
1	3	4.453	4.453	0.000	52279441	0.4871	152.7- 202.7	188.6	
1	4	5.153	5.153	0.000	62186067	0.5101	177.2- 227.2	224.4	
1	5	5.437	5.437	0.000	31938895	0.5187	77.3- 127.3	115.2	
			Average of Peak Amounts =			0.4901			
2	6	4.915	4.915	0.000	28521022	0.5283		100.0	
2	7	5.145	5.145	0.000	33486874	0.5323	86.6- 146.6	117.4	
2	8	5.513	5.513	0.000	50877180	0.5461	141.2- 201.2	178.4	
2	9	6.196	6.196	0.000	64386001	0.5779	175.0- 235.0	225.7	
2	10	6.578	6.578	0.000	45017106	0.5680	115.7- 175.7	157.8	
			Average of Peak Amounts =			0.5505			
						RPD = 11.60			
$ 12 DCB Decachlorobiphenyl									
1	100	6.592	6.592	0.000	30813930	0.0240			
2	2	7.813	7.813	0.000	28676897	0.0261			
						RPD = 8.49			

Report Date: 28-Mar-2013 13:29:05 Chrom Revision: 2.0 01-Feb-2013 10:03:10

TestAmerica Canton

Data File:	\\Ncchrom\ChromData\A2HP4\20130327-18292.b\P4000030.D		
Injection Date:	27-Mar-2013 15:15:29	Limit Group:	GC 8082A ICAL
Client ID:		Instrument ID:	A2HP4
Lims Batch ID:	79577	Lims Sample ID:	30
Operator ID:		Injection Vol:	1.0 uL
Column Type:		Column Dia:	

Y Scaling: Method Defined: Set to Absolute Y Value

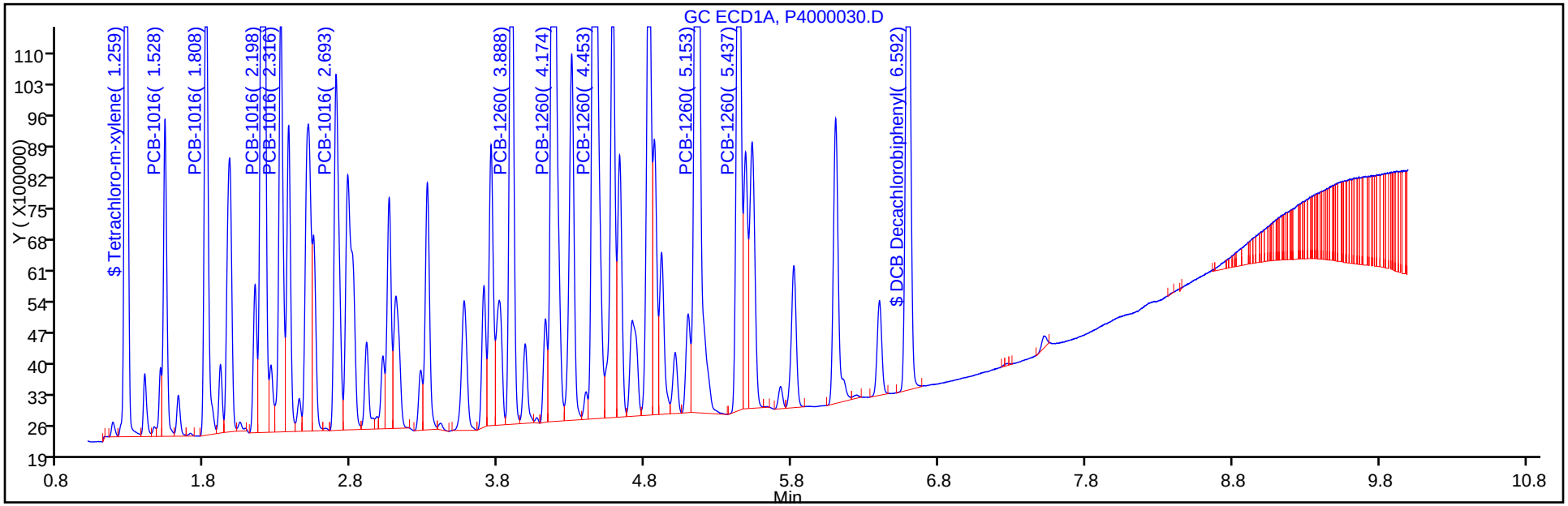

Y Scaling: Method Defined: Set to Absolute Y Value

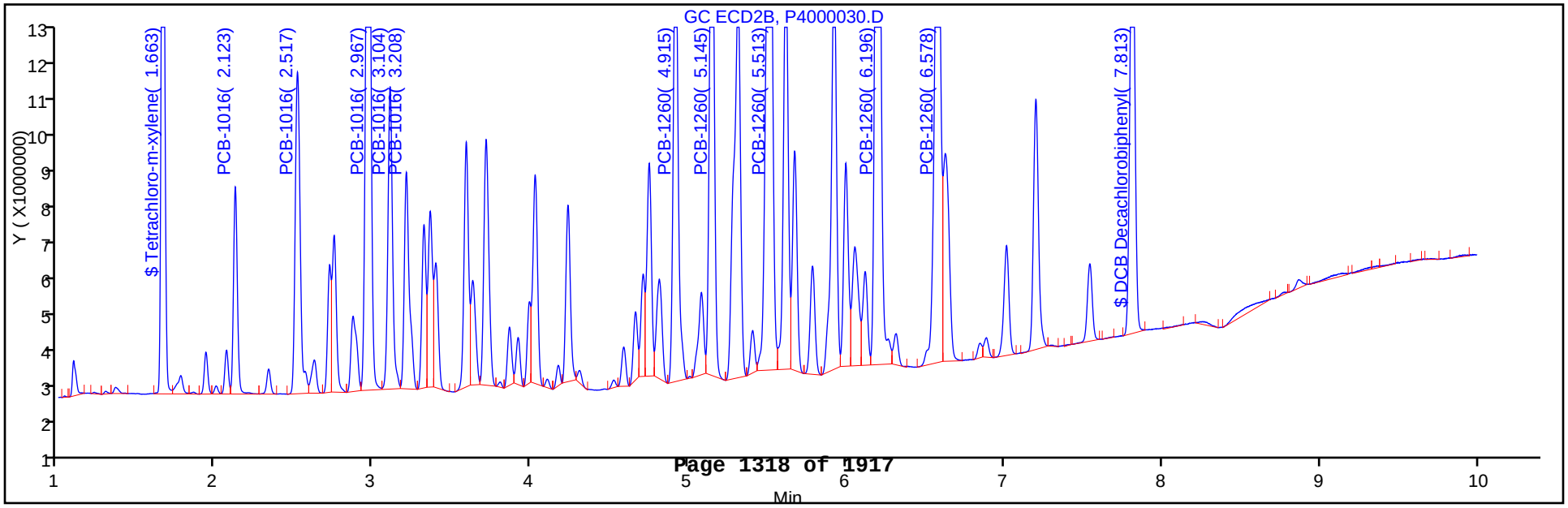

FORM I
PCBS ORGANICS ANALYSIS DATA SHEET

Lab Name: TestAmerica Canton | Job No.: 240-21987-1

SDG No.:

Client Sample ID: | Lab Sample ID: MB 240-78721/17-A

Matrix: Water | Lab File ID: P4000020.D

Analysis Method: 8082/DOD | Date Collected:

Extraction Method: 3520C | Date Extracted: 03/19/2013 08:52

Sample wt/vol: 1000(mL) | Date Analyzed: 03/27/2013 12:28

Con. Extract Vol.: 5.0(mL) | Dilution Factor: 1

Injection Volume: 1(uL) | GC Column: CLP-1 ID: 0.53(mm)

% Moisture: | GPC Cleanup:(Y/N) N

Analysis Batch No.: 79577 | Units: ug/L

CAS NO.	COMPOUND NAME	RESULT	Q	LOQ	LOD	DL
11104-28-2	Aroclor-1221	0.20	U	0.50	0.20	0.13
12674-11-2	Aroclor-1016	0.20	U	0.50	0.20	0.17
11141-16-5	Aroclor-1232	0.20	U	0.50	0.20	0.16
53469-21-9	Aroclor-1242	0.40	U	0.50	0.40	0.22
12672-29-6	Aroclor-1248	0.20	U	0.50	0.20	0.10
11097-69-1	Aroclor-1254	0.20	U	0.50	0.20	0.16
11096-82-5	Aroclor-1260	0.20	U	0.50	0.20	0.17

CAS NO.	SURROGATE	%REC	Q	LIMITS
877-09-8	Tetrachloro-m-xylene	74		40-140
2051-24-3	DCB Decachlorobiphenyl	77		40-135

TestAmerica Canton
Target Compound Quantitation Report

Data File:	\\Ncchrom\ChromData\A2HP4\20130327-18292.b\P4000020.D		
Lims ID:	MB 240-78721/17-A	Client ID:	
Inject. Date:	27-Mar-2013 12:28:51	Dil. Factor:	1.0000
Sample Type:	MB		
Sample ID:	240-0018292-020		
Misc. Info.:			
Operator:		Instrument ID:	A2HP4
Injection Vol:	1.0 uL	ALS Bottle#:	20
Lims Batch ID:	79577	Lims Sample ID:	20
Detector 1 :	GC ECD1A		
Detector 2 :	GC ecd2b		

Method:	\\Ncchrom\ChromData\A2HP4\20130327-18292.b\PCB4.m		
Last Update:	29-Mar-2013 12:30:02	Calib Date:	23-Jan-2013 22:06:47
Quant Method:	External Standard	Quant By:	Initial Calibration
Last ICal File:	\\Ncchrom\ChromData\A2HP4\20130123-16796.b\P4000044.D		
Limit Group:	GC 8082A ICAL		
Integrator:	Falcon		
Column Type:		Column Dia:	
Process Host:	XAWRK024		

First Level Reviewer: hassl Date: 29-Mar-2013 12:30:02

Det	Sig	RT	EXP RT	DLT RT	Response	On-Col Amt ng/ul	Ratio Range	Ratio	Flags
S 1 Polychlorinated biphenyls, Total									
1	100		1.000						
$ 2 Tetrachloro-m-xylene									
1	44	1.262	1.259	0.003	43342133	0.0296			
2	2	1.667	1.662	0.005	40499559	0.0354			
						RPD = 17.61			
3 PCB-1221									1
1	2		1.390						
1	3		1.497						
1	4		1.527						
2	4		1.937						
2	5		2.068						
2	6		2.123						
5 PCB-1242									
1	100		1.527						
1	2		1.807						
1	3		2.197						
1	4		2.317						
1	5		2.693						
2	6		2.123						
2	7		2.517						
2	8		2.966						
2	9		3.105						
2	10		3.588						

Det	Sig	RT	EXP RT	DLT RT	Response	On-Col Amt ng/ul	Ratio Range	Ratio	Flags
4 PCB-1232									
1	100		1.527						
1	2		1.808						
1	3		2.197						
1	4		2.316						
1	5		2.694						
2	6		2.123						
2	7		2.517						
2	8		2.967						
2	9		3.105						
2	10		3.714						
6 PCB-1016									
1	100		1.527						
1	2		1.807						
1	3		2.196						
1	4		2.316						
1	5		2.694						
2	6		2.122						
2	7		2.516						
2	8		2.966						
2	9		3.104						
2	10		3.207						
7 PCB-1248									
1	86		1.809						
1	2		2.196						
1	3		2.695						
1	4		3.270						
1	5		3.701						
2	6		2.517						
2	7		2.967						
2	8		3.714						
2	9		3.988						
2	10		4.709						
8 PCB-1254									1
1	100		3.316						
1	2		3.701						
1	3		3.982						
1	4		4.172						
1	5		4.454						
2	6		4.234						
2	7		4.709						
2	8		4.953						
2	9		5.313						
2	10		5.516						

Report Date: 29-Mar-2013 12:30:03 Chrom Revision: 2.0 01-Feb-2013 10:03:10
Data File: \\Ncchrom\ChromData\A2HP4\20130327-18292.b\P4000020.D

Det	Sig	RT	EXP RT	DLT RT	Response	On-Col Amt ng/ul	Ratio Range	Ratio	Flags
10 PCB-1260									1
1	100		3.889						
1	2		4.175						
1	3		4.454						
1	4		5.153						
1	5		5.436						
2	6		4.916						
2	7		5.144						
2	8		5.512						
2	9		6.196						
2	10		6.578						
9 PCB-1262									1
1	100		4.177						
1	2		4.580						
1	3		4.826						
1	4		5.154						
1	5		5.527						
2	6		5.146						
2	7		5.615						
2	8		5.921						
2	9		6.197						
2	10		6.576						
11 PCB-1268									1
1	100		5.485						
1	2		5.524						
1	3		5.723						
1	4		6.098						
1	5		6.396						
2	6		6.576						
2	7		6.625						
2	8		6.887						
2	9		7.203						
2	10		7.545						
$ 12 DCB Decachlorobiphenyl									
1	100	6.594	6.591	0.003	39527966	0.0308			
2	2	7.815	7.813	0.002	32890682	0.0300			
						RPD = 2.70			

QC Flag Legend

Processing Flags
1 - Missing Peaks

Report Date: 29-Mar-2013 12:30:03 Chrom Revision: 2.0 01-Feb-2013 10:03:10

TestAmerica Canton

Data File:	\\Ncchrom\ChromData\A2HP4\20130327-18292.b\P4000020.D		
Injection Date:	27-Mar-2013 12:28:51	Limit Group:	GC 8082A ICAL
Client ID:		Instrument ID:	A2HP4
Lims Batch ID:	79577	Lims Sample ID:	20
Operator ID:		Injection Vol:	1.0 uL
Column Type:		Column Dia:	

Y Scaling: Method Defined: Set to Absolute Y Value

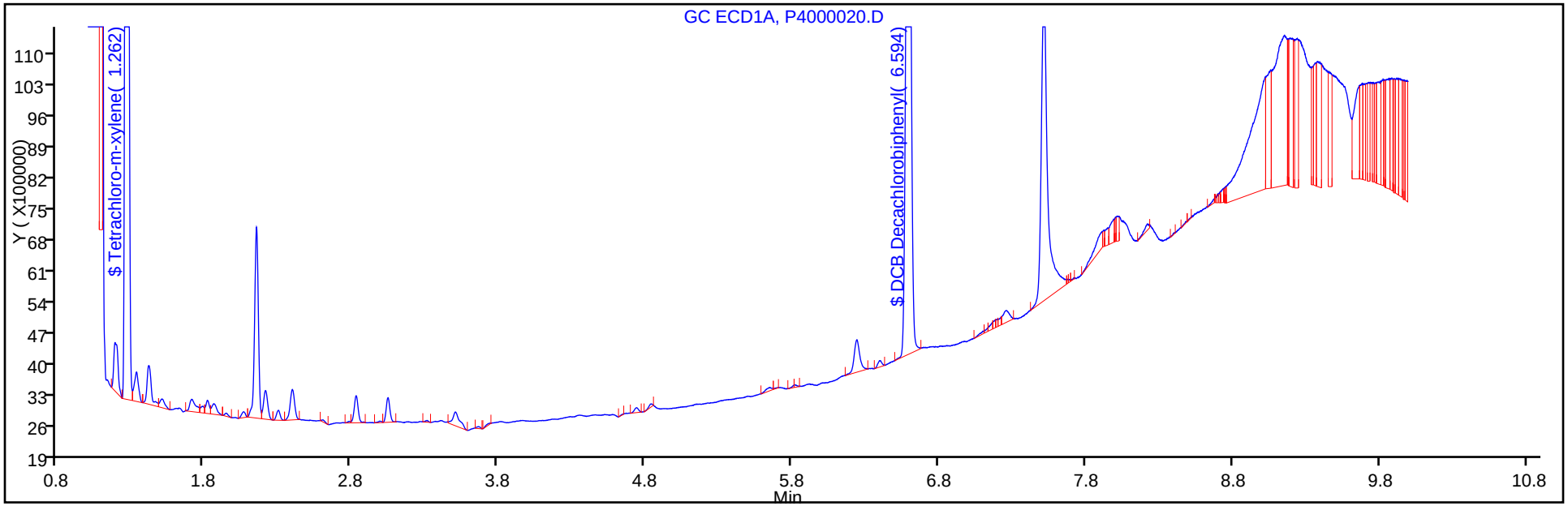

Y Scaling: Method Defined: Set to Absolute Y Value

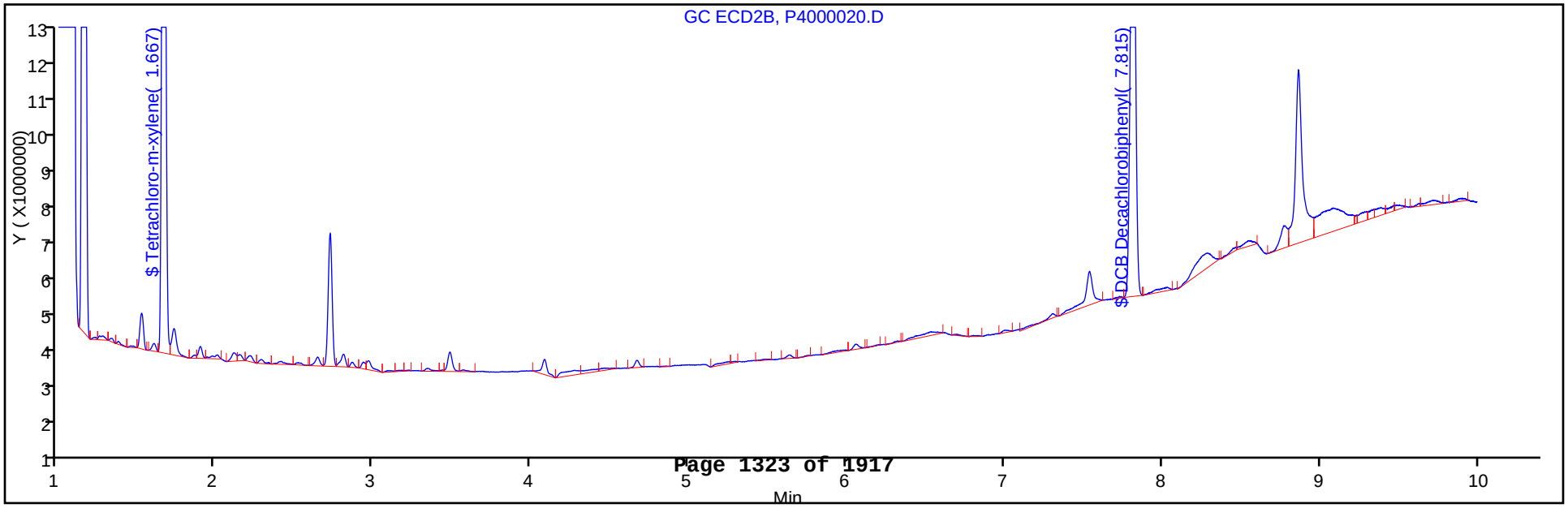

FORM I
PCBS ORGANICS ANALYSIS DATA SHEET

Lab Name: TestAmerica Canton
Job No.: 240-21987-1
SDG No.:
Client Sample ID:
Lab Sample ID: MB 240-78721/17-A
Matrix: Water
Lab File ID: P4000020.D
Analysis Method: 8082/DOD
Date Collected:
Extraction Method: 3520C
Date Extracted: 03/19/2013 08:52
Sample wt/vol: 1000(mL)
Date Analyzed: 03/27/2013 12:28
Con. Extract Vol.: 5.0(mL)
Dilution Factor: 1
Injection Volume: 1(uL)
GC Column: CLP-2 ID: 0.53(mm)
% Moisture:
GPC Cleanup:(Y/N) N
Analysis Batch No.: 79577
Units: ug/L

CAS NO.	SURROGATE	%REC	Q	LIMITS
877-09-8	Tetrachloro-m-xylene	88		40-140
2051-24-3	DCB Decachlorobiphenyl	75		40-135

TestAmerica Canton
Target Compound Quantitation Report

Data File:	\\Ncchrom\ChromData\A2HP4\20130327-18292.b\P4000020.D		
Lims ID:	MB 240-78721/17-A	Client ID:	
Inject. Date:	27-Mar-2013 12:28:51	Dil. Factor:	1.0000
Sample Type:	MB		
Sample ID:	240-0018292-020		
Misc. Info.:			
Operator:		Instrument ID:	A2HP4
Injection Vol:	1.0 uL	ALS Bottle#:	20
Lims Batch ID:	79577	Lims Sample ID:	20
Detector 1 :	GC ECD1A		
Detector 2 :	GC ecd2b		

Method:	\\Ncchrom\ChromData\A2HP4\20130327-18292.b\PCB4.m		
Last Update:	29-Mar-2013 12:30:02	Calib Date:	23-Jan-2013 22:06:47
Quant Method:	External Standard	Quant By:	Initial Calibration
Last ICal File:	\\Ncchrom\ChromData\A2HP4\20130123-16796.b\P4000044.D		
Limit Group:	GC 8082A ICAL		
Integrator:	Falcon		
Column Type:		Column Dia:	
Process Host:	XAWRK024		

First Level Reviewer: hassl Date: 29-Mar-2013 12:30:02

Det	Sig	RT	EXP RT	DLT RT	Response	On-Col Amt ng/ul	Ratio Range	Ratio	Flags
S 1 Polychlorinated biphenyls, Total									
1	100		1.000						
$ 2 Tetrachloro-m-xylene									
1	44	1.262	1.259	0.003	43342133	0.0296			
2	2	1.667	1.662	0.005	40499559	0.0354			
						RPD = 17.61			
3 PCB-1221									1
1	2		1.390						
1	3		1.497						
1	4		1.527						
2	4		1.937						
2	5		2.068						
2	6		2.123						
5 PCB-1242									
1	100		1.527						
1	2		1.807						
1	3		2.197						
1	4		2.317						
1	5		2.693						
2	6		2.123						
2	7		2.517						
2	8		2.966						
2	9		3.105						
2	10		3.588						

Det	Sig	RT	EXP RT	DLT RT	Response	On-Col Amt ng/ul	Ratio Range	Ratio	Flags
4 PCB-1232									
1	100		1.527						
1	2		1.808						
1	3		2.197						
1	4		2.316						
1	5		2.694						
2	6		2.123						
2	7		2.517						
2	8		2.967						
2	9		3.105						
2	10		3.714						
6 PCB-1016									
1	100		1.527						
1	2		1.807						
1	3		2.196						
1	4		2.316						
1	5		2.694						
2	6		2.122						
2	7		2.516						
2	8		2.966						
2	9		3.104						
2	10		3.207						
7 PCB-1248									
1	86		1.809						
1	2		2.196						
1	3		2.695						
1	4		3.270						
1	5		3.701						
2	6		2.517						
2	7		2.967						
2	8		3.714						
2	9		3.988						
2	10		4.709						
8 PCB-1254									1
1	100		3.316						
1	2		3.701						
1	3		3.982						
1	4		4.172						
1	5		4.454						
2	6		4.234						
2	7		4.709						
2	8		4.953						
2	9		5.313						
2	10		5.516						

Det	Sig	RT	EXP RT	DLT RT	Response	On-Col Amt ng/ul	Ratio Range	Ratio	Flags
10 PCB-1260									1
1	100		3.889						
1	2		4.175						
1	3		4.454						
1	4		5.153						
1	5		5.436						
2	6		4.916						
2	7		5.144						
2	8		5.512						
2	9		6.196						
2	10		6.578						
9 PCB-1262									1
1	100		4.177						
1	2		4.580						
1	3		4.826						
1	4		5.154						
1	5		5.527						
2	6		5.146						
2	7		5.615						
2	8		5.921						
2	9		6.197						
2	10		6.576						
11 PCB-1268									1
1	100		5.485						
1	2		5.524						
1	3		5.723						
1	4		6.098						
1	5		6.396						
2	6		6.576						
2	7		6.625						
2	8		6.887						
2	9		7.203						
2	10		7.545						
$ 12 DCB Decachlorobiphenyl									
1	100	6.594	6.591	0.003	39527966	0.0308			
2	2	7.815	7.813	0.002	32890682	0.0300			
						RPD = 2.70			

QC Flag Legend

Processing Flags
1 - Missing Peaks

Report Date: 29-Mar-2013 12:30:03 Chrom Revision: 2.0 01-Feb-2013 10:03:10

TestAmerica Canton

Data File:	\\Ncchrom\ChromData\A2HP4\20130327-18292.b\P4000020.D		
Injection Date:	27-Mar-2013 12:28:51	Limit Group:	GC 8082A ICAL
Client ID:		Instrument ID:	A2HP4
Lims Batch ID:	79577	Lims Sample ID:	20
Operator ID:		Injection Vol:	1.0 uL
Column Type:		Column Dia:	

Y Scaling: Method Defined: Set to Absolute Y Value

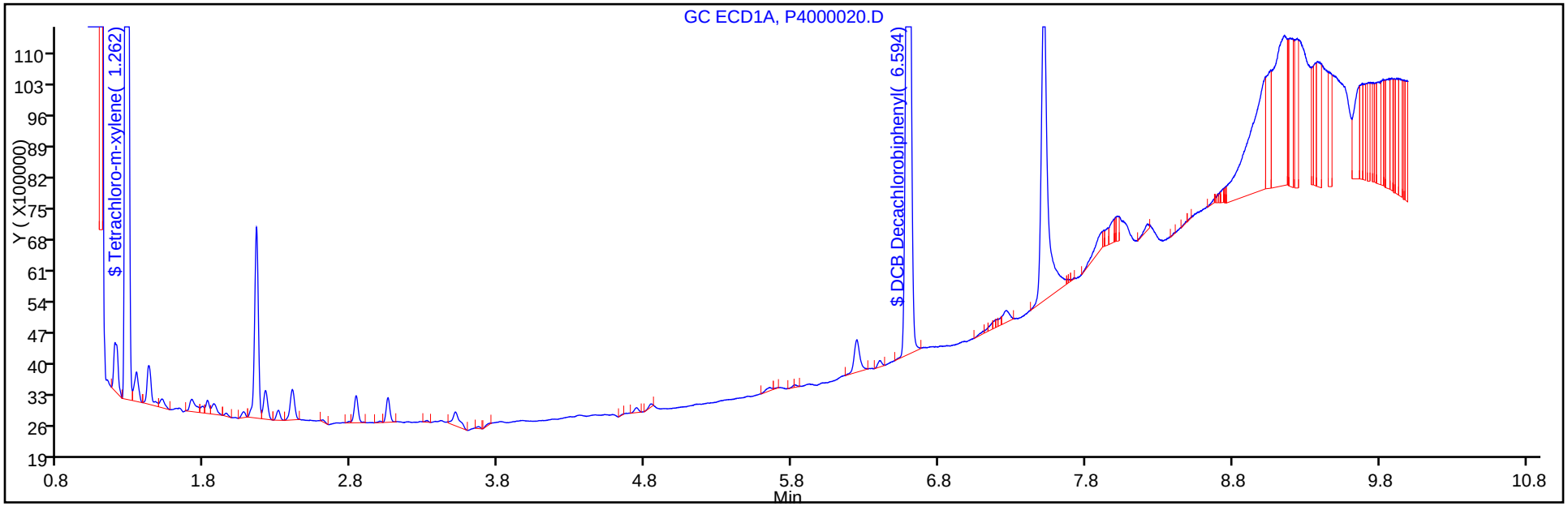

Y Scaling: Method Defined: Set to Absolute Y Value

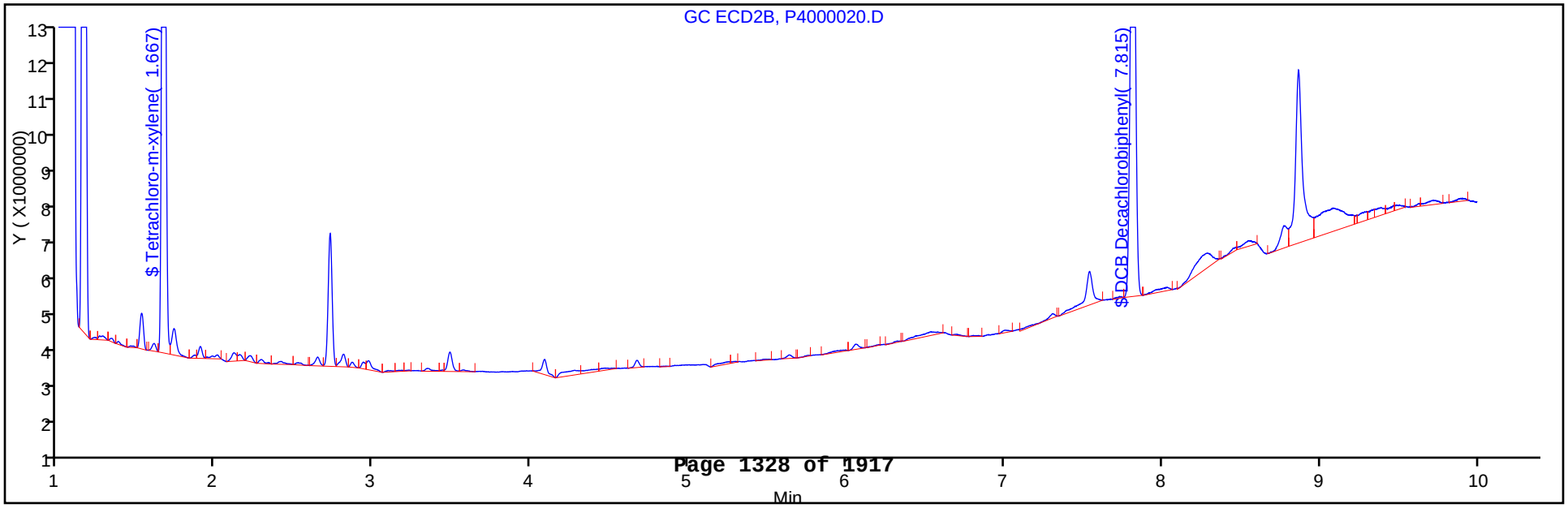

FORM I
PCBS ORGANICS ANALYSIS DATA SHEET

Lab Name: TestAmerica Canton
Job No.: 240-21987-1
SDG No.:
Client Sample ID:
Lab Sample ID: LCS 240-78721/18-A
Matrix: Water
Lab File ID: P4000029.D
Analysis Method: 8082/DOD
Date Collected:
Extraction Method: 3520C
Date Extracted: 03/19/2013 08:52
Sample wt/vol: 1000(mL)
Date Analyzed: 03/27/2013 14:59
Con. Extract Vol.: 5.0(mL)
Dilution Factor: 1
Injection Volume: 1(uL)
GC Column: CLP-1 ID: 0.53(mm)
% Moisture:
GPC Cleanup:(Y/N) N
Analysis Batch No.: 79577
Units: ug/L

CAS NO.	COMPOUND NAME	RESULT	Q	LOQ	LOD	DL
12674-11-2	Aroclor-1016	4.44		0.50	0.20	0.17
11096-82-5	Aroclor-1260	4.51		0.50	0.20	0.17

CAS NO.	SURROGATE	%REC	Q	LIMITS
877-09-8	Tetrachloro-m-xylene	73		40-140
2051-24-3	DCB Decachlorobiphenyl	79		40-135

TestAmerica Canton
Target Compound Quantitation Report

Data File:	\\Ncchrom\ChromData\A2HP4\20130327-18292.b\P4000029.D		
Lims ID:	LCS 240-78721/18-A	Client ID:	
Inject. Date:	27-Mar-2013 14:59:46	Dil. Factor:	1.0000
Sample Type:	LCS		
Sample ID:	240-0018292-029		
Misc. Info.:			
Operator:		Instrument ID:	A2HP4
Injection Vol:	1.0 uL	ALS Bottle#:	29
Lims Batch ID:	79577	Lims Sample ID:	29
Detector 1 :	GC ECD1A		
Detector 2 :	GC ecd2b		

Method:	\\Ncchrom\ChromData\A2HP4\20130327-18292.b\PCB4.m		
Last Update:	28-Mar-2013 13:28:38	Calib Date:	23-Jan-2013 22:06:47
Quant Method:	External Standard	Quant By:	Initial Calibration
Last ICal File:	\\Ncchrom\ChromData\A2HP4\20130123-16796.b\P4000044.D		
Limit Group:	GC 8082A ICAL		
Integrator:	Falcon		
Column Type:		Column Dia:	
Process Host:	XAWRK015		

Det	Sig	RT	EXP RT	DLT RT	Response	On-Col Amt ng/ul	Ratio Range	Ratio	Flags
$ 2 Tetrachloro-m-xylene									
1	44	1.262	1.263	-0.001	42671549	0.0292			
2	2	1.665	1.663	0.002	40513271	0.0354			
						RPD = 19.19			
6 PCB-1016									
1	100	1.528	1.531	-0.003	17783825	0.7141		100.0	
1	2	1.809	1.813	-0.004	38264657	0.8417	157.7- 207.7	215.2	
1	3	2.201	2.203	-0.002	99088935	1.08	335.7- 385.7	557.2	
1	4	2.317	2.323	-0.006	40477518	0.9891	127.8- 197.8	227.6	
1	5	2.694	2.700	-0.006	33532770	0.8119	140.6- 190.6	188.6	
			Average of Peak Amounts =			0.8880			
2	6	2.124	2.123	0.001	17729940	0.9268		100.0	
2	7	2.518	2.518	0.000	35918967	0.9351	173.3- 233.3	202.6	
2	8	2.967	2.968	-0.001	86297617	1.13	368.6- 428.6	486.7	
2	9	3.105	3.105	0.000	31432680	0.9481	147.6- 207.6	177.3	
2	10	3.208	3.208	0.000	25314465	0.9764	109.0- 169.0	142.8	
			Average of Peak Amounts =			0.9825			
						RPD = 10.11			

Det	Sig	RT	EXP RT	DLT RT	Response	On-Col Amt ng/ul	Ratio Range	Ratio	Flags
10 PCB-1260									
1	100	3.888	3.896	-0.008	50033842	0.8315		100.0	
1	2	4.174	4.182	-0.008	93562946	0.8704	153.3- 203.3	187.0	
1	3	4.454	4.461	-0.007	96924122	0.9030	152.7- 202.7	193.7	
1	4	5.153	5.160	-0.007	113647468	0.9323	177.2- 227.2	227.1	
1	5	5.437	5.443	-0.006	59857573	0.9721	77.3- 127.3	119.6	
			Average of Peak Amounts =			0.9018			
2	6	4.915	4.917	-0.002	51907439	0.9615		100.0	
2	7	5.145	5.147	-0.002	63780738	1.01	86.6- 146.6	122.9	
2	8	5.512	5.514	-0.002	94711227	1.02	141.2- 201.2	182.5	
2	9	6.198	6.198	0.000	117971207	1.06	175.0- 235.0	227.3	
2	10	6.577	6.578	-0.001	81857756	1.03	115.7- 175.7	157.7	
			Average of Peak Amounts =			1.02			
						RPD = 11.97			
$ 12 DCB Decachlorobiphenyl									
1	100	6.591	6.598	-0.007	40764989	0.0318			
2	2	7.813	7.816	-0.003	37993233	0.0346			
						RPD = 8.63			

Report Date: 28-Mar-2013 13:28:59 Chrom Revision: 2.0 01-Feb-2013 10:03:10

TestAmerica Canton

Data File:	\\Ncchrom\ChromData\A2HP4\20130327-18292.b\P4000029.D		
Injection Date:	27-Mar-2013 14:59:46	Limit Group:	GC 8082A ICAL
Client ID:		Instrument ID:	A2HP4
Lims Batch ID:	79577	Lims Sample ID:	29
Operator ID:		Injection Vol:	1.0 uL
Column Type:		Column Dia:	

Y Scaling: Method Defined: Set to Absolute Y Value

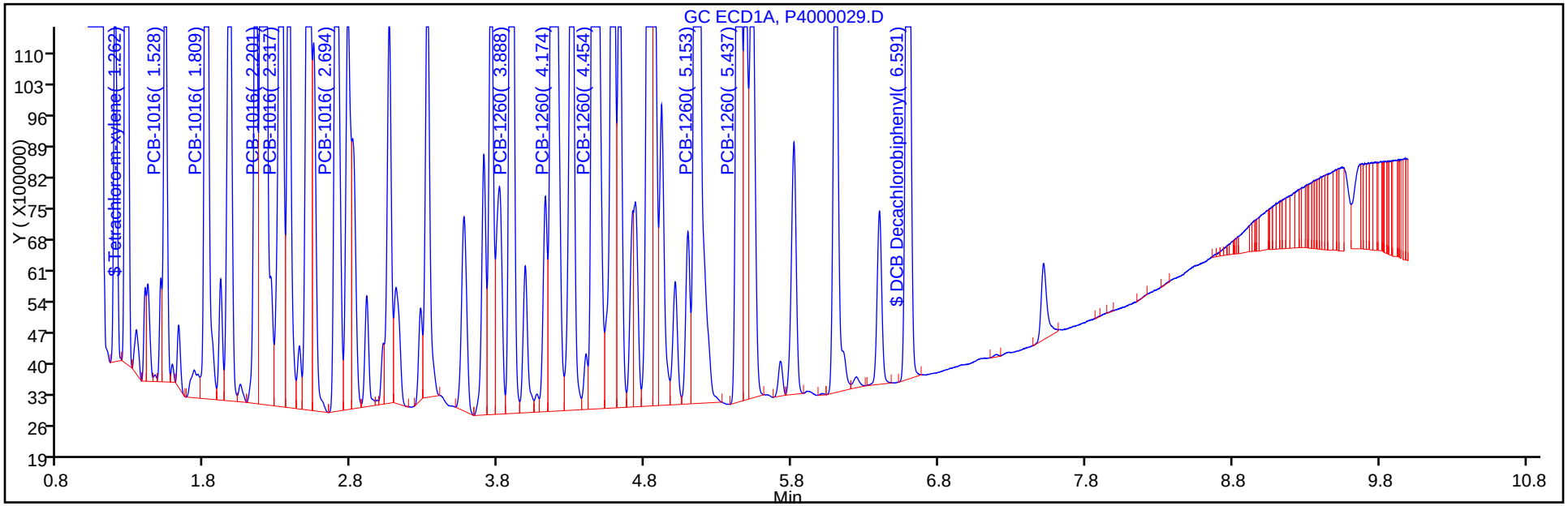

Y Scaling: Method Defined: Set to Absolute Y Value

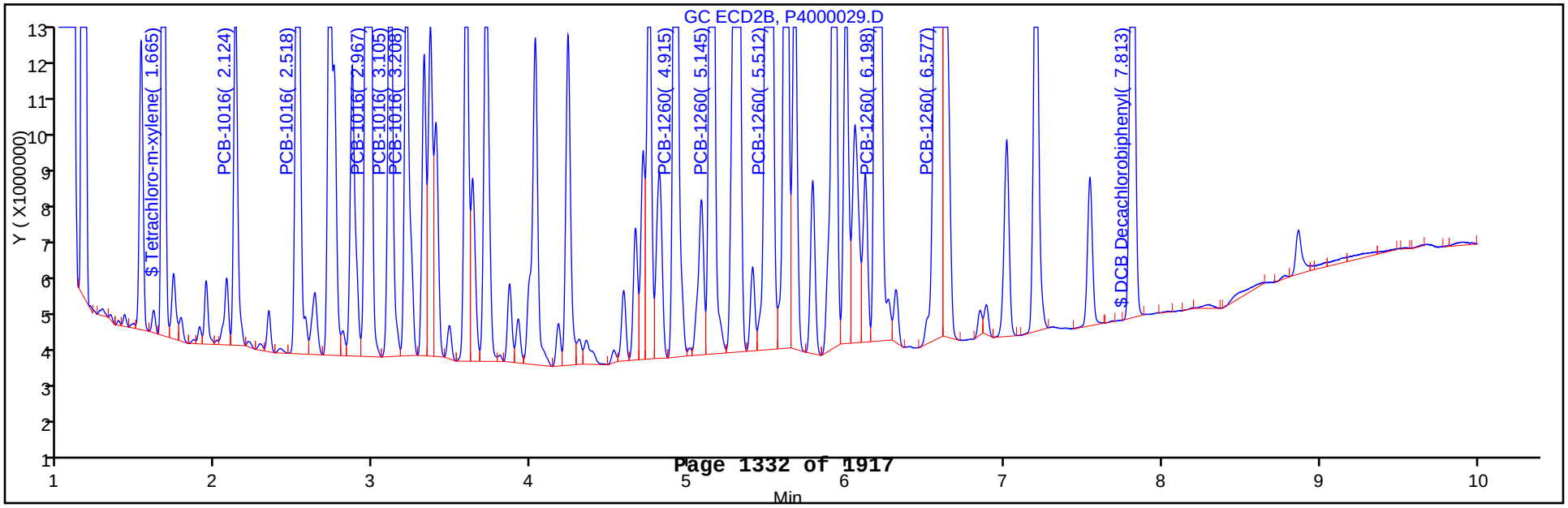

FORM I
PCBS ORGANICS ANALYSIS DATA SHEET

Lab Name: TestAmerica Canton
Job No.: 240-21987-1
SDG No.:
Client Sample ID:
Lab Sample ID: LCS 240-78721/18-A
Matrix: Water
Lab File ID: P4000029.D
Analysis Method: 8082/DOD
Date Collected:
Extraction Method: 3520C
Date Extracted: 03/19/2013 08:52
Sample wt/vol: 1000(mL)
Date Analyzed: 03/27/2013 14:59
Con. Extract Vol.: 5.0(mL)
Dilution Factor: 1
Injection Volume: 1(uL)
GC Column: CLP-2 ID: 0.53(mm)
% Moisture:
GPC Cleanup:(Y/N) N
Analysis Batch No.: 79577
Units: ug/L

CAS NO.	SURROGATE	%REC	Q	LIMITS
877-09-8	Tetrachloro-m-xylene	88		40-140
2051-24-3	DCB Decachlorobiphenyl	87		40-135

TestAmerica Canton
Target Compound Quantitation Report

Data File: \\Ncchrom\ChromData\A2HP4\20130327-18292.b\P4000029.D
Lims ID: LCS 240-78721/18-A
Client ID:
Inject. Date: 27-Mar-2013 14:59:46
Dil. Factor: 1.0000
Sample Type: LCS
Sample ID: 240-0018292-029
Misc. Info.:
Operator:
Instrument ID: A2HP4
Injection Vol: 1.0 uL
ALS Bottle#: 29
Lims Batch ID: 79577
Lims Sample ID: 29
Detector 1 : GC ECD1A
Detector 2 : GC ecd2b

Method: \\Ncchrom\ChromData\A2HP4\20130327-18292.b\PCB4.m
Last Update: 28-Mar-2013 13:28:38
Calib Date: 23-Jan-2013 22:06:47
Quant Method: External Standard
Quant By: Initial Calibration
Last ICal File: \\Ncchrom\ChromData\A2HP4\20130123-16796.b\P4000044.D
Limit Group: GC 8082A ICAL
Integrator: Falcon
Column Type:
Column Dia:
Process Host: XAWRK015

Det	Sig	RT	EXP RT	DLT RT	Response	On-Col Amt ng/ul	Ratio Range	Ratio	Flags
$ 2 Tetrachloro-m-xylene									
1	44	1.262	1.263	-0.001	42671549	0.0292			
2	2	1.665	1.663	0.002	40513271	0.0354			
						RPD = 19.19			
6 PCB-1016									
1	100	1.528	1.531	-0.003	17783825	0.7141		100.0	
1	2	1.809	1.813	-0.004	38264657	0.8417	157.7- 207.7	215.2	
1	3	2.201	2.203	-0.002	99088935	1.08	335.7- 385.7	557.2	
1	4	2.317	2.323	-0.006	40477518	0.9891	127.8- 197.8	227.6	
1	5	2.694	2.700	-0.006	33532770	0.8119	140.6- 190.6	188.6	
			Average of Peak Amounts =			0.8880			
2	6	2.124	2.123	0.001	17729940	0.9268		100.0	
2	7	2.518	2.518	0.000	35918967	0.9351	173.3- 233.3	202.6	
2	8	2.967	2.968	-0.001	86297617	1.13	368.6- 428.6	486.7	
2	9	3.105	3.105	0.000	31432680	0.9481	147.6- 207.6	177.3	
2	10	3.208	3.208	0.000	25314465	0.9764	109.0- 169.0	142.8	
			Average of Peak Amounts =			0.9825			
						RPD = 10.11			

Report Date: 28-Mar-2013 13:28:59 Chrom Revision: 2.0 01-Feb-2013 10:03:10
Data File: \\Ncchrom\ChromData\A2HP4\20130327-18292.b\P4000029.D

Det	Sig	RT	EXP RT	DLT RT	Response	On-Col Amt ng/ul	Ratio Range	Ratio	Flags
10 PCB-1260									
1	100	3.888	3.896	-0.008	50033842	0.8315		100.0	
1	2	4.174	4.182	-0.008	93562946	0.8704	153.3- 203.3	187.0	
1	3	4.454	4.461	-0.007	96924122	0.9030	152.7- 202.7	193.7	
1	4	5.153	5.160	-0.007	113647468	0.9323	177.2- 227.2	227.1	
1	5	5.437	5.443	-0.006	59857573	0.9721	77.3- 127.3	119.6	
			Average of Peak Amounts =			0.9018			
2	6	4.915	4.917	-0.002	51907439	0.9615		100.0	
2	7	5.145	5.147	-0.002	63780738	1.01	86.6- 146.6	122.9	
2	8	5.512	5.514	-0.002	94711227	1.02	141.2- 201.2	182.5	
2	9	6.198	6.198	0.000	117971207	1.06	175.0- 235.0	227.3	
2	10	6.577	6.578	-0.001	81857756	1.03	115.7- 175.7	157.7	
			Average of Peak Amounts =			1.02			
						RPD = 11.97			
$ 12 DCB Decachlorobiphenyl									
1	100	6.591	6.598	-0.007	40764989	0.0318			
2	2	7.813	7.816	-0.003	37993233	0.0346			
						RPD = 8.63			

Report Date: 28-Mar-2013 13:28:59 Chrom Revision: 2.0 01-Feb-2013 10:03:10

TestAmerica Canton

Data File:	\\Ncchrom\ChromData\A2HP4\20130327-18292.b\P4000029.D		
Injection Date:	27-Mar-2013 14:59:46	Limit Group:	GC 8082A ICAL
Client ID:		Instrument ID:	A2HP4
Lims Batch ID:	79577	Lims Sample ID:	29
Operator ID:		Injection Vol:	1.0 uL
Column Type:		Column Dia:	

Y Scaling: Method Defined: Set to Absolute Y Value

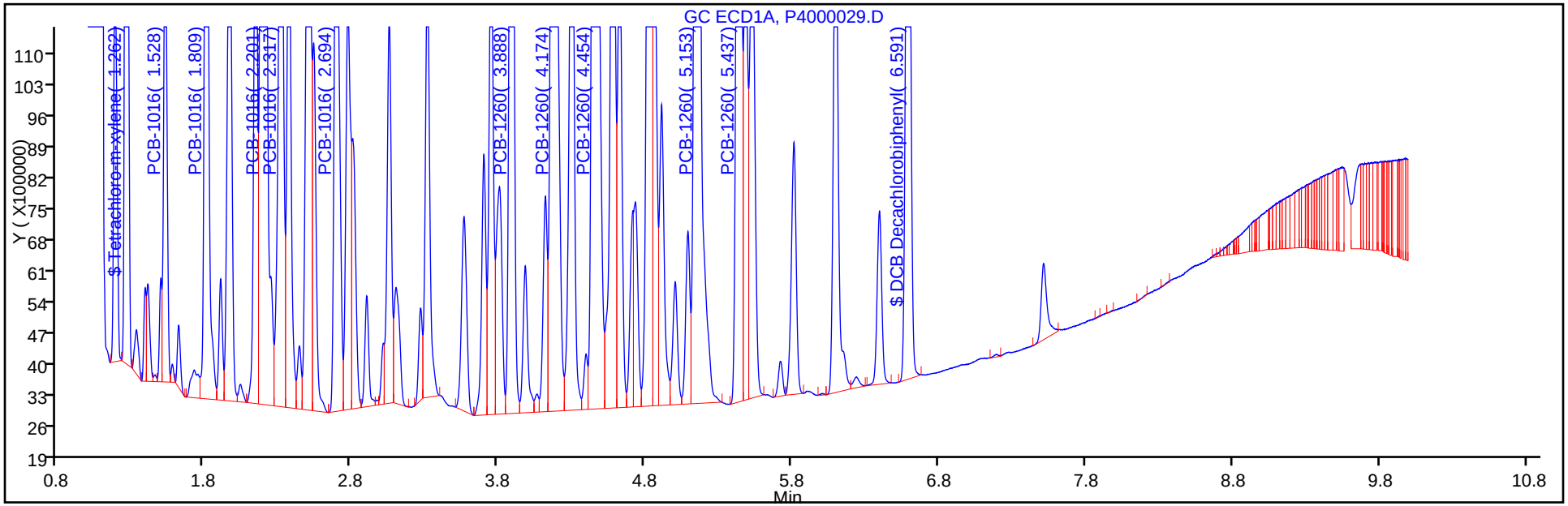

Y Scaling: Method Defined: Set to Absolute Y Value

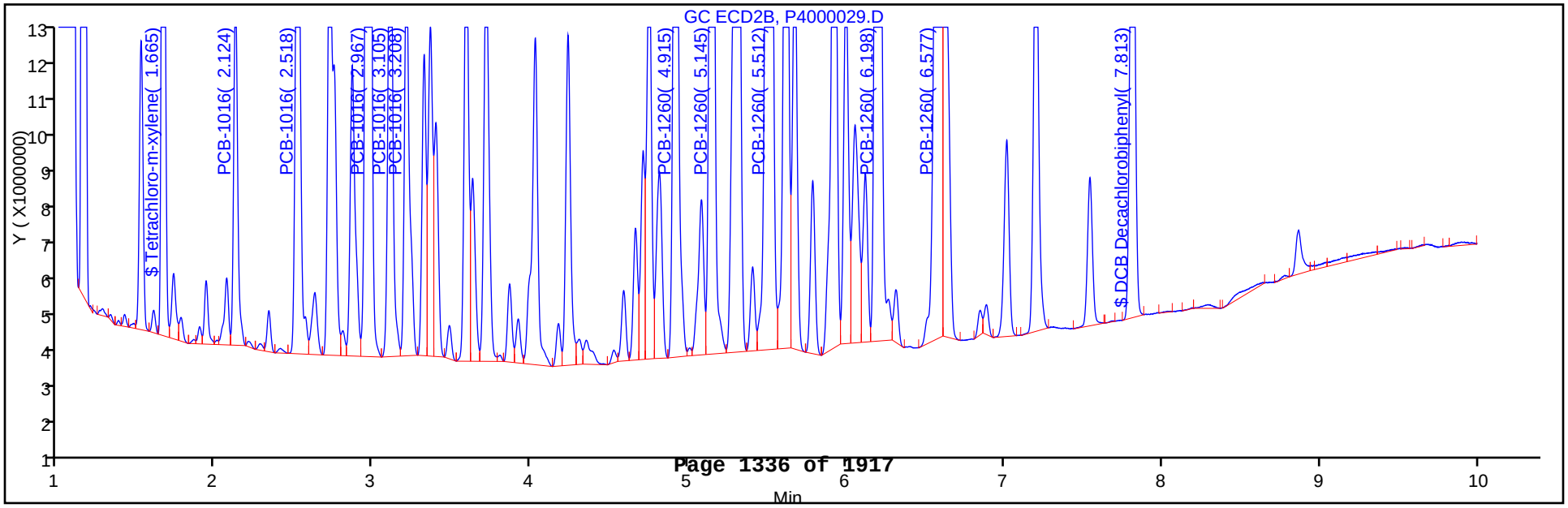

FORM I
PCBS ORGANICS ANALYSIS DATA SHEET

Lab Name: TestAmerica Canton | Job No.: 240-21987-1

SDG No.:

Client Sample ID: | Lab Sample ID: MRL 240-79577/4

Matrix: Water | Lab File ID: P4000004.D

Analysis Method: 8082/DOD | Date Collected:

Extraction Method: | Date Extracted:

Sample wt/vol: 1(mL) | Date Analyzed: 03/27/2013 08:17

Con. Extract Vol.: 1.0(mL) | Dilution Factor: 1

Injection Volume: 1(uL) | GC Column: CLP-1 ID: 0.53(mm)

% Moisture: | GPC Cleanup:(Y/N) N

Analysis Batch No.: 79577 | Units: ng/uL

CAS NO.	COMPOUND NAME	RESULT	Q	LOQ	LOD	DL
11104-28-2	Aroclor-1221	0.00020	U	0.050	0.00020	0.013
12674-11-2	Aroclor-1016	0.0545		0.050	0.00020	0.017
11141-16-5	Aroclor-1232	0.00020	U	0.050	0.00020	0.016
53469-21-9	Aroclor-1242	0.00040	U	0.050	0.00040	0.022
12672-29-6	Aroclor-1248	0.00020	U	0.050	0.00020	0.010
11097-69-1	Aroclor-1254	0.00020	U	0.050	0.00020	0.016
11096-82-5	Aroclor-1260	0.0545		0.050	0.00020	0.017

CAS NO.	SURROGATE	%REC	Q	LIMITS
877-09-8	Tetrachloro-m-xylene	119		50-150
2051-24-3	DCB Decachlorobiphenyl	116		50-150

TestAmerica Canton
Target Compound Quantitation Report

Data File:	\\Ncchrom\ChromData\A2HP4\20130327-18292.b\P4000004.D		
Lims ID:	MRL	Client ID:	
Inject. Date:	27-Mar-2013 08:17:17	Dil. Factor:	1.0000
Sample Type:	MRL		
Sample ID:	240-0018292-004		
Misc. Info.:			
Operator:		Instrument ID:	A2HP4
Injection Vol:	1.0 uL	ALS Bottle#:	4
Lims Batch ID:	79577	Lims Sample ID:	4
Detector 1 :	GC ECD1A		
Detector 2 :	GC ecd2b		

Method:	\\Ncchrom\ChromData\A2HP4\20130327-18292.b\PCB4.m		
Last Update:	29-Mar-2013 12:31:45	Calib Date:	23-Jan-2013 22:06:47
Quant Method:	External Standard	Quant By:	Initial Calibration
Last ICal File:	\\Ncchrom\ChromData\A2HP4\20130123-16796.b\P4000044.D		
Limit Group:	GC 8082A ICAL		
Integrator:	Falcon		
Column Type:		Column Dia:	
Process Host:	XAWRK024		

First Level Reviewer: hassl Date: 27-Mar-2013 08:54:00

Det	Sig	RT	EXP RT	DLT RT	Response	On-Col Amt ng/ul	Ratio Range	Ratio	Flags
S 1 Polychlorinated biphenyls, Total									
1	100		1.000						
$ 2 Tetrachloro-m-xylene									
1	44	1.258	1.259	-0.001	4332188	0.002963			
2	2	1.662	1.662	0.000	4380865	0.003826			
						RPD = 25.42			
3 PCB-1221									
1	2		1.390						
1	3		1.497						
1	4		1.527						
2	4		1.937						
2	5		2.068						
2	6		2.123						
5 PCB-1242									
1	100		1.527						
1	2		1.807						
1	3		2.197						
1	4		2.317						
1	5		2.693						
2	6		2.123						
2	7		2.517						
2	8		2.966						
2	9		3.105						
2	10		3.588						

Det	Sig	RT	EXP RT	DLT RT	Response	On-Col Amt ng/ul	Ratio Range	Ratio	Flags
4 PCB-1232									
1	100		1.527						
1	2		1.808						
1	3		2.197						
1	4		2.316						
1	5		2.694						
2	6		2.123						
2	7		2.517						
2	8		2.967						
2	9		3.105						
2	10		3.714						
6 PCB-1016									
1	100	1.527	1.527	0.000	1432892	0.0575		100.0	
1	2	1.807	1.807	0.000	2657470	0.0585	157.7- 207.7	185.5	
1	3	2.197	2.196	0.001	4897558	0.0535	335.7- 385.7	341.8	
1	4	2.317	2.316	0.001	1965020	0.0480	127.8- 197.8	137.1	
1	5	2.693	2.694	-0.001	2278318	0.0552	140.6- 190.6	159.0	
			Average of Peak Amounts =			0.0545			
2	6	2.122	2.122	0.000	1326521	0.0693		100.0	
2	7	2.518	2.516	0.002	2663100	0.0693	173.3- 233.3	200.8	
2	8	2.967	2.966	0.001	5050335	0.0659	368.6- 428.6	380.7	
2	9	3.104	3.104	0.000	2213290	0.0668	147.6- 207.6	166.8	
2	10	3.208	3.207	0.001	1673044	0.0645	109.0- 169.0	126.1	
			Average of Peak Amounts =			0.0672			
						RPD = 20.76			
7 PCB-1248									
1	86		1.809						
1	2		2.196						
1	3		2.695						
1	4		3.270						
1	5		3.701						
2	6		2.517						
2	7		2.967						
2	8		3.714						
2	9		3.988						
2	10		4.709						
8 PCB-1254									
1	100		3.316						
1	2		3.701						
1	3		3.982						
1	4		4.172						
1	5		4.454						
2	6		4.234						
2	7		4.709						
2	8		4.953						
2	9		5.313						
2	10		5.516						

Det	Sig	RT	EXP RT	DLT RT	Response	On-Col Amt ng/ul	Ratio Range	Ratio	Flags
10 PCB-1260									
1	100	3.888	3.889	-0.001	3332457	0.0554		100.0	
1	2	4.174	4.175	-0.001	5875150	0.0547	153.3- 203.3	176.3	
1	3	4.454	4.454	0.000	5639699	0.0525	152.7- 202.7	169.2	
1	4	5.154	5.153	0.001	6538930	0.0536	177.2- 227.2	196.2	
1	5	5.437	5.436	0.001	3453734	0.0561	77.3- 127.3	103.6	
			Average of Peak Amounts =			0.0545			
2	6	4.916	4.916	0.000	3318830	0.0615		100.0	
2	7	5.146	5.144	0.002	3710472	0.0590	86.6- 146.6	111.8	
2	8	5.512	5.512	0.000	5302577	0.0569	141.2- 201.2	159.8	
2	9	6.197	6.196	0.001	6333819	0.0568	175.0- 235.0	190.8	
2	10	6.577	6.578	-0.001	4109458	0.0519	115.7- 175.7	123.8	
			Average of Peak Amounts =			0.0572			
						RPD = 4.93			
9 PCB-1262									
1	100		4.177						
1	2		4.580						
1	3		4.826						
1	4		5.154						
1	5		5.527						
2	6		5.146						
2	7		5.615						
2	8		5.921						
2	9		6.197						
2	10		6.576						
11 PCB-1268									
1	100		5.485						
1	2		5.524						
1	3		5.723						
1	4		6.098						
1	5		6.396						
2	6		6.576						
2	7		6.625						
2	8		6.887						
2	9		7.203						
2	10		7.545						
$ 12 DCB Decachlorobiphenyl									
1	100	6.592	6.591	0.001	3731165	0.002906			
2	2	7.813	7.813	0.000	3682409	0.003355			
						RPD = 14.34			

Report Date: 29-Mar-2013 12:31:45 Chrom Revision: 2.0 01-Feb-2013 10:03:10

TestAmerica Canton

Data File:	\\Ncchrom\ChromData\A2HP4\20130327-18292.b\P4000004.D		
Injection Date:	27-Mar-2013 08:17:17	Limit Group:	GC 8082A ICAL
Client ID:		Instrument ID:	A2HP4
Lims Batch ID:	79577	Lims Sample ID:	4
Operator ID:		Injection Vol:	1.0 uL
Column Type:		Column Dia:	

Y Scaling: Method Defined: Set to Absolute Y Value

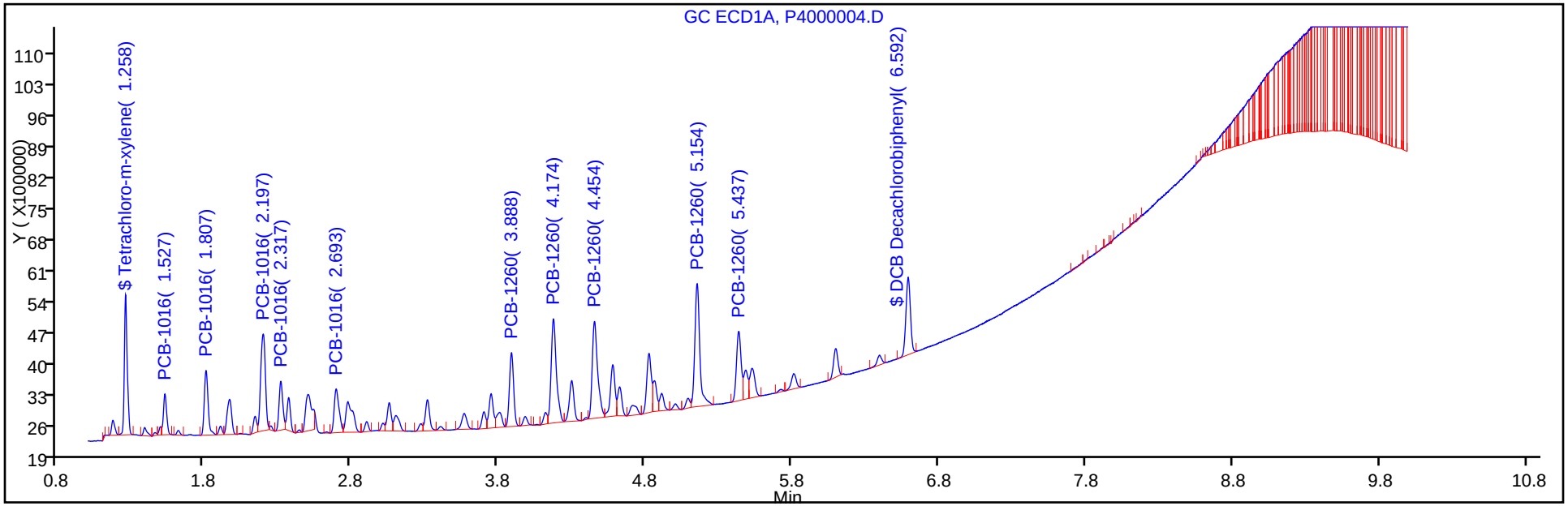

Y Scaling: Method Defined: Set to Absolute Y Value

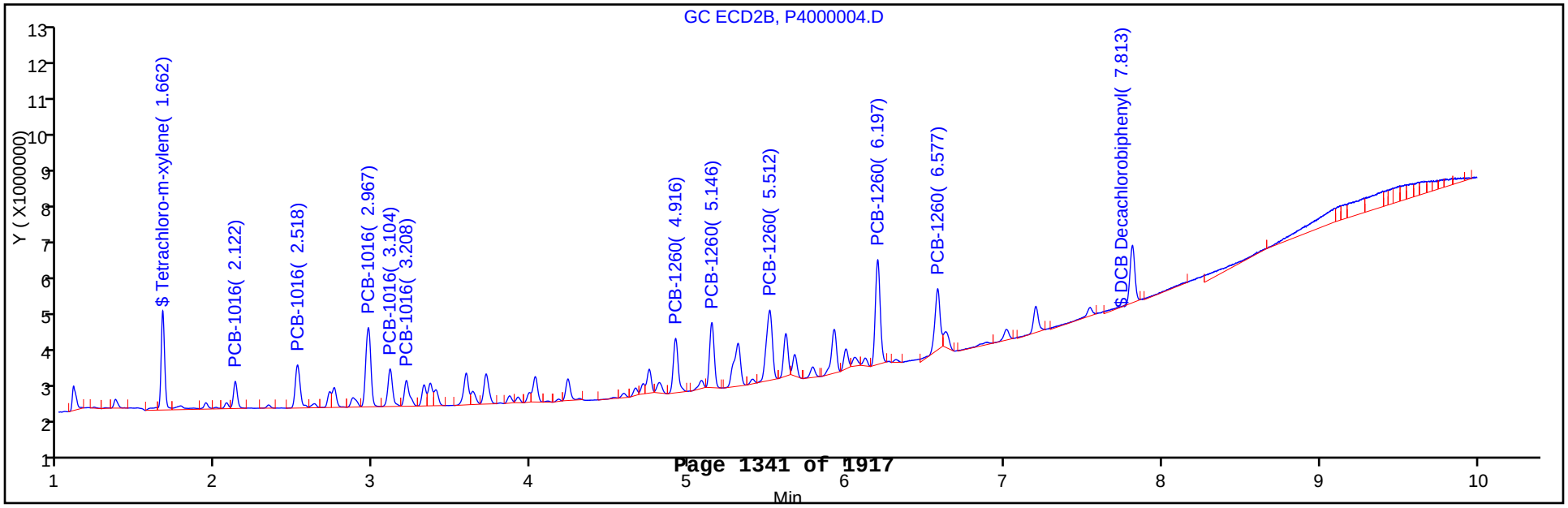

FORM I
PCBS ORGANICS ANALYSIS DATA SHEET

Lab Name: TestAmerica Canton
Job No.: 240-21987-1
SDG No.:
Client Sample ID:
Lab Sample ID: MRL 240-79577/31
Matrix: Water
Lab File ID: P4000031.D
Analysis Method: 8082/DOD
Date Collected:
Extraction Method:
Date Extracted:
Sample wt/vol: 1(mL)
Date Analyzed: 03/27/2013 15:31
Con. Extract Vol.: 1.0(mL)
Dilution Factor: 1
Injection Volume: 1(uL)
GC Column: CLP-1 ID: 0.53(mm)
% Moisture:
GPC Cleanup:(Y/N) N
Analysis Batch No.: 79577
Units: ng/uL

CAS NO.	COMPOUND NAME	RESULT	Q	LOQ	LOD	DL
11104-28-2	Aroclor-1221	0.00020	U	0.050	0.00020	0.013
12674-11-2	Aroclor-1016	0.0543		0.050	0.00020	0.017
11141-16-5	Aroclor-1232	0.00020	U	0.050	0.00020	0.016
53469-21-9	Aroclor-1242	0.00040	U	0.050	0.00040	0.022
12672-29-6	Aroclor-1248	0.00020	U	0.050	0.00020	0.010
11097-69-1	Aroclor-1254	0.00020	U	0.050	0.00020	0.016
11096-82-5	Aroclor-1260	0.0536		0.050	0.00020	0.017

CAS NO.	SURROGATE	%REC	Q	LIMITS
877-09-8	Tetrachloro-m-xylene	112		50-150
2051-24-3	DCB Decachlorobiphenyl	120		50-150

TestAmerica Canton
Target Compound Quantitation Report

Data File:	\\Ncchrom\ChromData\A2HP4\20130327-18292.b\P4000031.D		
Lims ID:	MRL	Client ID:	
Inject. Date:	27-Mar-2013 15:31:10	Dil. Factor:	1.0000
Sample Type:	MRL		
Sample ID:	240-0018292-031		
Misc. Info.:			
Operator:		Instrument ID:	A2HP4
Injection Vol:	1.0 uL	ALS Bottle#:	31
Lims Batch ID:	79577	Lims Sample ID:	31
Detector 1 :	GC ECD1A		
Detector 2 :	GC ecd2b		

Method:	\\Ncchrom\ChromData\A2HP4\20130327-18292.b\PCB4.m		
Last Update:	29-Mar-2013 12:31:58	Calib Date:	23-Jan-2013 22:06:47
Quant Method:	External Standard	Quant By:	Initial Calibration
Last ICal File:	\\Ncchrom\ChromData\A2HP4\20130123-16796.b\P4000044.D		
Limit Group:	GC 8082A ICAL		
Integrator:	Falcon		
Column Type:		Column Dia:	
Process Host:	XAWRK024		

First Level Reviewer: hassl Date: 29-Mar-2013 12:30:50

Det	Sig	RT	EXP RT	DLT RT	Response	On-Col Amt ng/ul	Ratio Range	Ratio	Flags
S 1 Polychlorinated biphenyls, Total									
1	100		1.000						
$ 2 Tetrachloro-m-xylene									
1	44	1.259	1.259	0.000	4098569	0.002803			
2	2	1.663	1.663	0.000	3894963	0.003402			
						RPD = 19.29			
3 PCB-1221									
1	2		1.390						
1	3		1.497						
1	4		1.527						
2	4		1.937						
2	5		2.068						
2	6		2.123						
5 PCB-1242									
1	100		1.527						
1	2		1.807						
1	3		2.197						
1	4		2.317						
1	5		2.693						
2	6		2.123						
2	7		2.517						
2	8		2.966						
2	9		3.105						
2	10		3.588						

Det	Sig	RT	EXP RT	DLT RT	Response	On-Col Amt ng/ul	Ratio Range	Ratio	Flags
4 PCB-1232									
1	100		1.527						
1	2		1.808						
1	3		2.197						
1	4		2.316						
1	5		2.694						
2	6		2.123						
2	7		2.517						
2	8		2.967						
2	9		3.105						
2	10		3.714						
6 PCB-1016									
1	100	1.527	1.528	-0.001	1398453	0.0562		100.0	
1	2	1.807	1.808	-0.001	2522178	0.0555	157.7- 207.7	180.4	
1	3	2.196	2.198	-0.002	5088305	0.0556	335.7- 385.7	363.9	
1	4	2.317	2.316	0.001	2075942	0.0507	127.8- 197.8	148.4	
1	5	2.694	2.693	0.001	2206142	0.0534	140.6- 190.6	157.8	
			Average of Peak Amounts =			0.0543			
2	6	2.124	2.123	0.001	1171403	0.0612		100.0	
2	7	2.518	2.517	0.001	2402699	0.0625	173.3- 233.3	205.1	
2	8	2.968	2.967	0.001	4631412	0.0604	368.6- 428.6	395.4	
2	9	3.106	3.104	0.002	1952504	0.0589	147.6- 207.6	166.7	
2	10	3.209	3.208	0.001	1486771	0.0573	109.0- 169.0	126.9	
			Average of Peak Amounts =			0.0601			
						RPD = 10.17			
7 PCB-1248									
1	86		1.809						
1	2		2.196						
1	3		2.695						
1	4		3.270						
1	5		3.701						
2	6		2.517						
2	7		2.967						
2	8		3.714						
2	9		3.988						
2	10		4.709						
8 PCB-1254									
1	100		3.316						
1	2		3.701						
1	3		3.982						
1	4		4.172						
1	5		4.454						
2	6		4.234						
2	7		4.709						
2	8		4.953						
2	9		5.313						
2	10		5.516						

Det	Sig	RT	EXP RT	DLT RT	Response	On-Col Amt ng/ul	Ratio Range	Ratio	Flags
10 PCB-1260									
1	100	3.889	3.888	0.001	3206685	0.0533		100.0	
1	2	4.175	4.174	0.001	5814367	0.0541	153.3- 203.3	181.3	
1	3	4.455	4.453	0.002	5700065	0.0531	152.7- 202.7	177.8	
1	4	5.154	5.153	0.001	6437003	0.0528	177.2- 227.2	200.7	
1	5	5.436	5.437	-0.001	3365842	0.0547	77.3- 127.3	105.0	
			Average of Peak Amounts =			0.0536			
2	6	4.917	4.915	0.002	3165731	0.0586		100.0	
2	7	5.146	5.145	0.001	3524233	0.0560	86.6- 146.6	111.3	
2	8	5.515	5.513	0.002	5108800	0.0548	141.2- 201.2	161.4	
2	9	6.199	6.196	0.003	6284941	0.0564	175.0- 235.0	198.5	
2	10	6.578	6.578	0.000	4734612	0.0597	115.7- 175.7	149.6	
			Average of Peak Amounts =			0.0571			
						RPD = 6.39			
9 PCB-1262									
1	100		4.177						
1	2		4.580						
1	3		4.826						
1	4		5.154						
1	5		5.527						
2	6		5.146						
2	7		5.615						
2	8		5.921						
2	9		6.197						
2	10		6.576						
11 PCB-1268									
1	100		5.485						
1	2		5.524						
1	3		5.723						
1	4		6.098						
1	5		6.396						
2	6		6.576						
2	7		6.625						
2	8		6.887						
2	9		7.203						
2	10		7.545						
$ 12 DCB Decachlorobiphenyl									
1	100	6.592	6.592	0.000	3836878	0.002989			
2	2	7.814	7.813	0.001	3613804	0.003293			
						RPD = 9.68			

Report Date: 29-Mar-2013 12:31:58 Chrom Revision: 2.0 01-Feb-2013 10:03:10

TestAmerica Canton

Data File:	\\Ncchrom\ChromData\A2HP4\20130327-18292.b\P4000031.D		
Injection Date:	27-Mar-2013 15:31:10	Limit Group:	GC 8082A ICAL
Client ID:		Instrument ID:	A2HP4
Lims Batch ID:	79577	Lims Sample ID:	31
Operator ID:		Injection Vol:	1.0 uL
Column Type:		Column Dia:	

Y Scaling: Method Defined: Set to Absolute Y Value

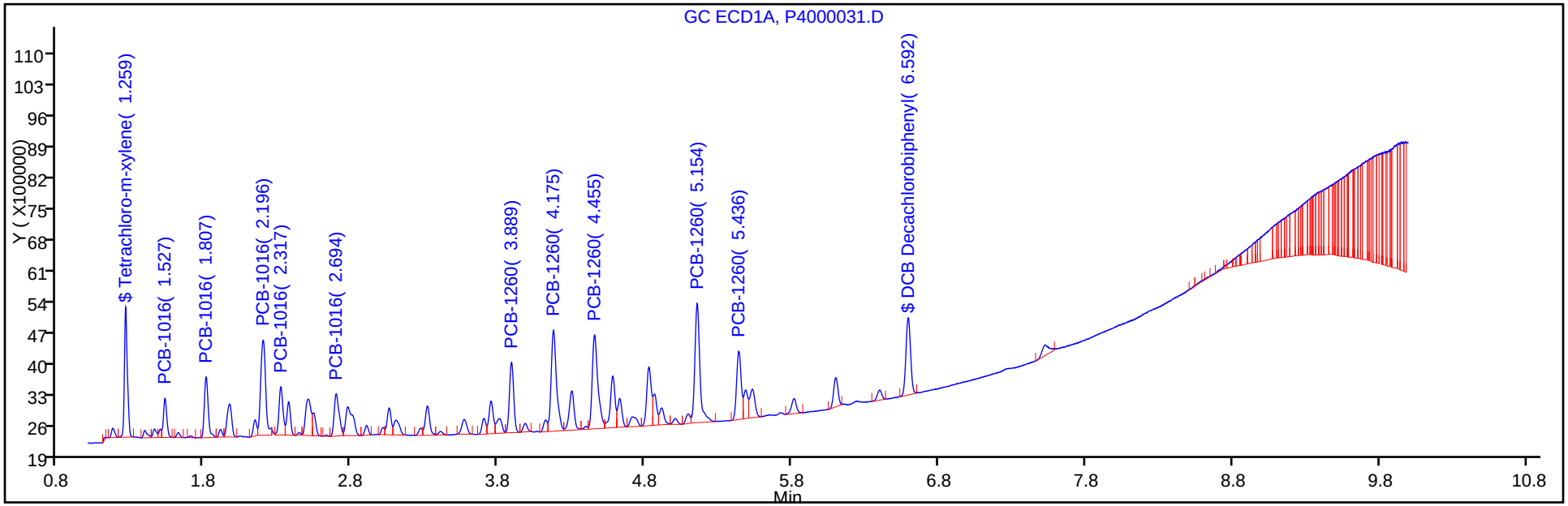

Y Scaling: Method Defined: Set to Absolute Y Value

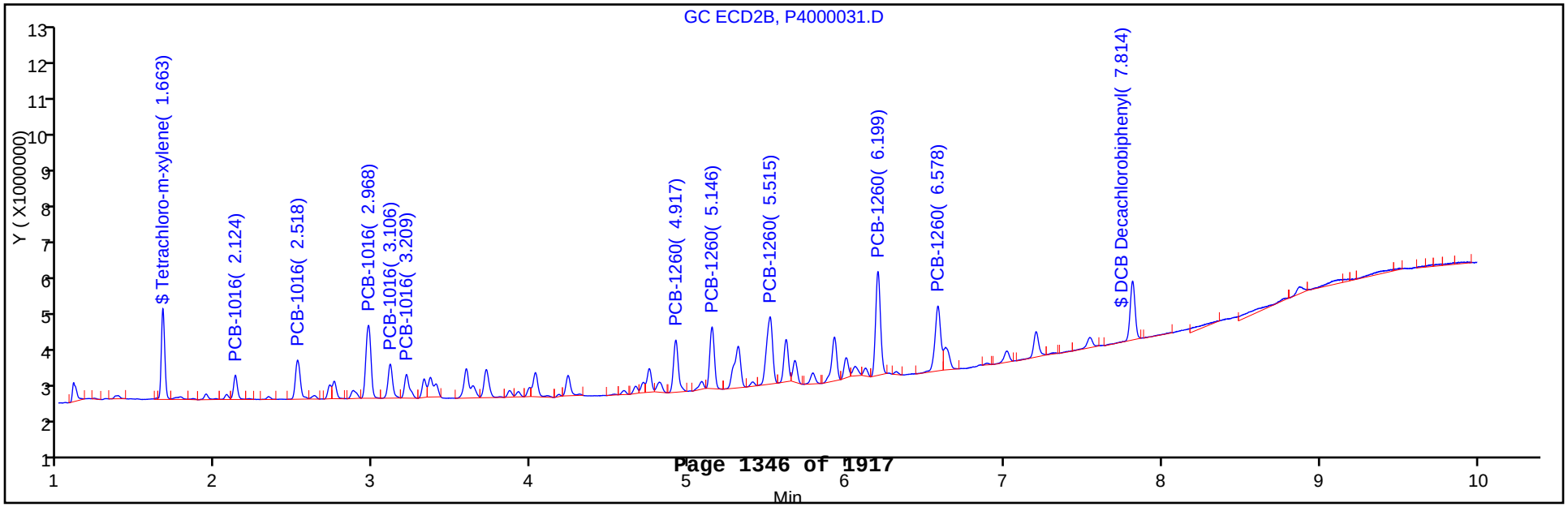

FORM I
PCBS ORGANICS ANALYSIS DATA SHEET

Lab Name: TestAmerica Canton | Job No.: 240-21987-1

SDG No.:

Client Sample ID: | Lab Sample ID: MRL 240-79577/31

Matrix: Water | Lab File ID: P4000031.D

Analysis Method: 8082/DOD | Date Collected:

Extraction Method: | Date Extracted:

Sample wt/vol: 1(mL) | Date Analyzed: 03/27/2013 15:31

Con. Extract Vol.: 1.0(mL) | Dilution Factor: 1

Injection Volume: 1(uL) | GC Column: CLP-2 ID: 0.53(mm)

% Moisture: | GPC Cleanup:(Y/N) N

Analysis Batch No.: 79577 | Units: ng/uL

CAS NO.	COMPOUND NAME	RESULT	Q	LOQ	LOD	DL
11104-28-2	*Aroclor-1221*	*0.00020*	*U*	*0.050*	0.00020	*0.013*
12674-11-2	*Aroclor-1016*	*0.0601*		*0.050*	0.00020	*0.017*
11141-16-5	*Aroclor-1232*	*0.00020*	*U*	*0.050*	0.00020	*0.016*
53469-21-9	*Aroclor-1242*	*0.00040*	*U*	*0.050*	0.00040	*0.022*
12672-29-6	*Aroclor-1248*	*0.00020*	*U*	*0.050*	0.00020	*0.010*
11097-69-1	*Aroclor-1254*	*0.00020*	*U*	*0.050*	0.00020	*0.016*
11096-82-5	*Aroclor-1260*	*0.0571*		*0.050*	0.00020	*0.017*

CAS NO.	SURROGATE	%REC	Q	LIMITS
877-09-8	Tetrachloro-m-xylene	136		50-150
2051-24-3	DCB Decachlorobiphenyl	132		50-150

TestAmerica Canton
Target Compound Quantitation Report

Data File:	\\Ncchrom\ChromData\A2HP4\20130327-18292.b\P4000031.D		
Lims ID:	MRL	Client ID:	
Inject. Date:	27-Mar-2013 15:31:10	Dil. Factor:	1.0000
Sample Type:	MRL		
Sample ID:	240-0018292-031		
Misc. Info.:			
Operator:		Instrument ID:	A2HP4
Injection Vol:	1.0 uL	ALS Bottle#:	31
Lims Batch ID:	79577	Lims Sample ID:	31
Detector 1 :	GC ECD1A		
Detector 2 :	GC ecd2b		

Method:	\\Ncchrom\ChromData\A2HP4\20130327-18292.b\PCB4.m		
Last Update:	29-Mar-2013 12:31:58	Calib Date:	23-Jan-2013 22:06:47
Quant Method:	External Standard	Quant By:	Initial Calibration
Last ICal File:	\\Ncchrom\ChromData\A2HP4\20130123-16796.b\P4000044.D		
Limit Group:	GC 8082A ICAL		
Integrator:	Falcon		
Column Type:		Column Dia:	
Process Host:	XAWRK024		

First Level Reviewer: hassl Date: 29-Mar-2013 12:30:50

Det	Sig	RT	EXP RT	DLT RT	Response	On-Col Amt ng/ul	Ratio Range	Ratio	Flags
S 1 Polychlorinated biphenyls, Total									
1	100		1.000						
$ 2 Tetrachloro-m-xylene									
1	44	1.259	1.259	0.000	4098569	0.002803			
2	2	1.663	1.663	0.000	3894963	0.003402			
						RPD = 19.29			
3 PCB-1221									
1	2		1.390						
1	3		1.497						
1	4		1.527						
2	4		1.937						
2	5		2.068						
2	6		2.123						
5 PCB-1242									
1	100		1.527						
1	2		1.807						
1	3		2.197						
1	4		2.317						
1	5		2.693						
2	6		2.123						
2	7		2.517						
2	8		2.966						
2	9		3.105						
2	10		3.588						

Det	Sig	RT	EXP RT	DLT RT	Response	On-Col Amt ng/ul	Ratio Range	Ratio	Flags
4 PCB-1232									
1	100		1.527						
1	2		1.808						
1	3		2.197						
1	4		2.316						
1	5		2.694						
2	6		2.123						
2	7		2.517						
2	8		2.967						
2	9		3.105						
2	10		3.714						
6 PCB-1016									
1	100	1.527	1.528	-0.001	1398453	0.0562		100.0	
1	2	1.807	1.808	-0.001	2522178	0.0555	157.7- 207.7	180.4	
1	3	2.196	2.198	-0.002	5088305	0.0556	335.7- 385.7	363.9	
1	4	2.317	2.316	0.001	2075942	0.0507	127.8- 197.8	148.4	
1	5	2.694	2.693	0.001	2206142	0.0534	140.6- 190.6	157.8	
			Average of Peak Amounts =			0.0543			
2	6	2.124	2.123	0.001	1171403	0.0612		100.0	
2	7	2.518	2.517	0.001	2402699	0.0625	173.3- 233.3	205.1	
2	8	2.968	2.967	0.001	4631412	0.0604	368.6- 428.6	395.4	
2	9	3.106	3.104	0.002	1952504	0.0589	147.6- 207.6	166.7	
2	10	3.209	3.208	0.001	1486771	0.0573	109.0- 169.0	126.9	
			Average of Peak Amounts =			0.0601			
						RPD = 10.17			
7 PCB-1248									
1	86		1.809						
1	2		2.196						
1	3		2.695						
1	4		3.270						
1	5		3.701						
2	6		2.517						
2	7		2.967						
2	8		3.714						
2	9		3.988						
2	10		4.709						
8 PCB-1254									
1	100		3.316						
1	2		3.701						
1	3		3.982						
1	4		4.172						
1	5		4.454						
2	6		4.234						
2	7		4.709						
2	8		4.953						
2	9		5.313						
2	10		5.516						

Report Date: 29-Mar-2013 12:31:59 Chrom Revision: 2.0 01-Feb-2013 10:03:10
Data File: \\Ncchrom\ChromData\A2HP4\20130327-18292.b\P4000031.D

Det	Sig	RT	EXP RT	DLT RT	Response	On-Col Amt ng/ul	Ratio Range	Ratio	Flags
10 PCB-1260									
1	100	3.889	3.888	0.001	3206685	0.0533		100.0	
1	2	4.175	4.174	0.001	5814367	0.0541	153.3- 203.3	181.3	
1	3	4.455	4.453	0.002	5700065	0.0531	152.7- 202.7	177.8	
1	4	5.154	5.153	0.001	6437003	0.0528	177.2- 227.2	200.7	
1	5	5.436	5.437	-0.001	3365842	0.0547	77.3- 127.3	105.0	
			Average of Peak Amounts =			0.0536			
2	6	4.917	4.915	0.002	3165731	0.0586		100.0	
2	7	5.146	5.145	0.001	3524233	0.0560	86.6- 146.6	111.3	
2	8	5.515	5.513	0.002	5108800	0.0548	141.2- 201.2	161.4	
2	9	6.199	6.196	0.003	6284941	0.0564	175.0- 235.0	198.5	
2	10	6.578	6.578	0.000	4734612	0.0597	115.7- 175.7	149.6	
			Average of Peak Amounts =			0.0571			
						RPD = 6.39			
9 PCB-1262									
1	100		4.177						
1	2		4.580						
1	3		4.826						
1	4		5.154						
1	5		5.527						
2	6		5.146						
2	7		5.615						
2	8		5.921						
2	9		6.197						
2	10		6.576						
11 PCB-1268									
1	100		5.485						
1	2		5.524						
1	3		5.723						
1	4		6.098						
1	5		6.396						
2	6		6.576						
2	7		6.625						
2	8		6.887						
2	9		7.203						
2	10		7.545						
$ 12 DCB Decachlorobiphenyl									
1	100	6.592	6.592	0.000	3836878	0.002989			
2	2	7.814	7.813	0.001	3613804	0.003293			
						RPD = 9.68			

Report Date: 29-Mar-2013 12:31:59 Chrom Revision: 2.0 01-Feb-2013 10:03:10

TestAmerica Canton

Data File:	\\Ncchrom\ChromData\A2HP4\20130327-18292.b\P4000031.D		
Injection Date:	27-Mar-2013 15:31:10	Limit Group:	GC 8082A ICAL
Client ID:		Instrument ID:	A2HP4
Lims Batch ID:	79577	Lims Sample ID:	31
Operator ID:		Injection Vol:	1.0 uL
Column Type:		Column Dia:	

Y Scaling: Method Defined: Set to Absolute Y Value

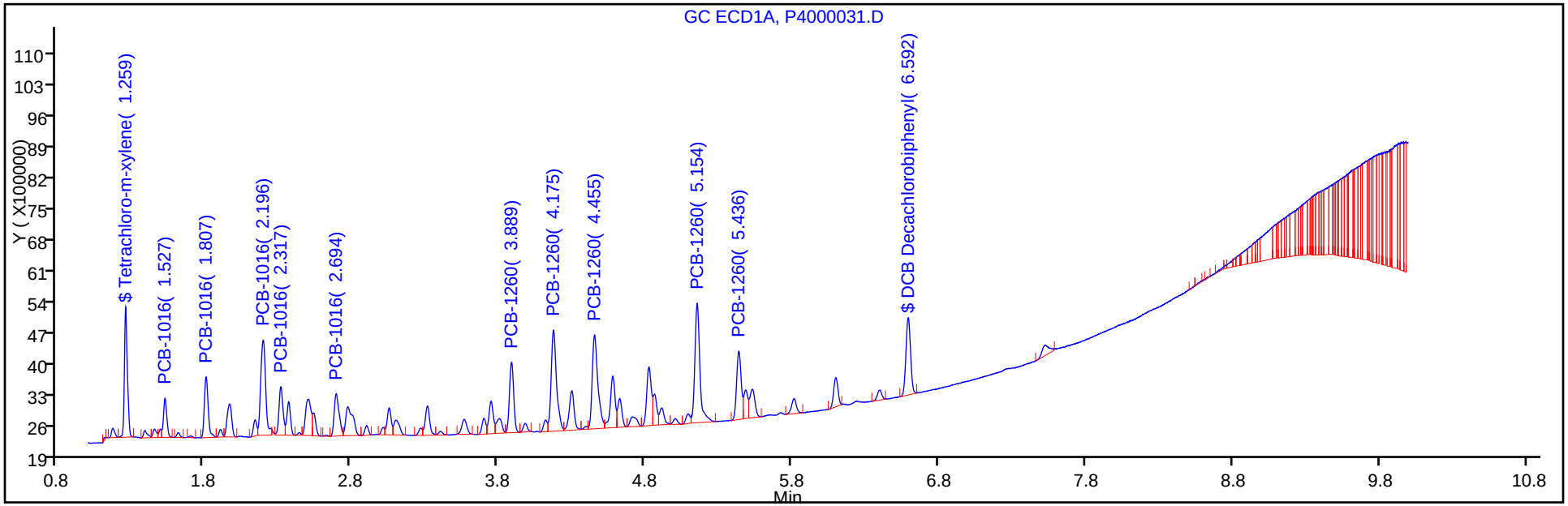

Y Scaling: Method Defined: Set to Absolute Y Value

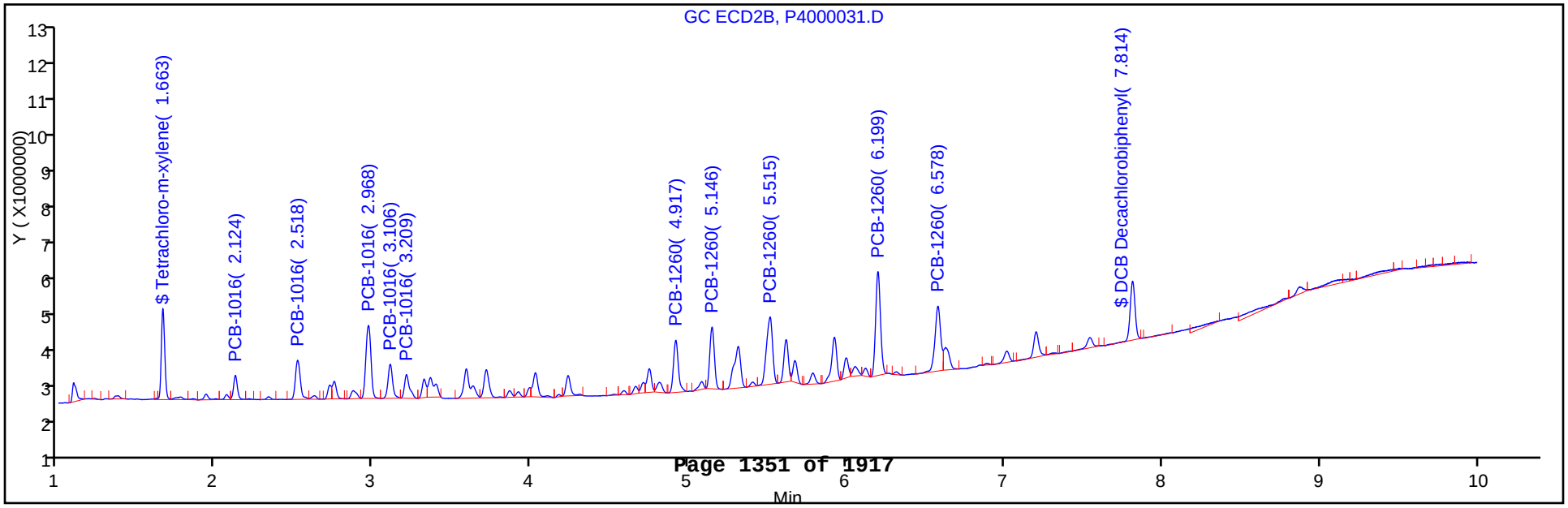

PCBS ANALYSIS RUN LOG

Lab Name: TestAmerica Canton Job No.: 240-21987-1

SDG No.:

Instrument ID: A2HP4 Start Date: 01/23/2013 11:22

Analysis Batch Number: 72953 End Date: 01/24/2013 00:12

LAB SAMPLE ID	CLIENT SAMPLE ID	DATE ANALYZED	DILUTION FACTOR	LAB FILE ID	COLUMN ID
STD005 240-72953/3 IC		01/23/2013 11:22	1	P4000003.D	CLP-1 0.53(mm)
STD005 240-72953/3 IC		01/23/2013 11:22	1	P4000003.D	CLP-2 0.53(mm)
STD01 240-72953/4 IC		01/23/2013 11:38	1	P4000004.D	CLP-1 0.53(mm)
STD01 240-72953/4 IC		01/23/2013 11:38	1	P4000004.D	CLP-2 0.53(mm)
STD02 240-72953/5 IC		01/23/2013 11:54	1	P4000005.D	CLP-1 0.53(mm)
STD02 240-72953/5 IC		01/23/2013 11:54	1	P4000005.D	CLP-2 0.53(mm)
STD05 240-72953/6 IC		01/23/2013 12:09	1	P4000006.D	CLP-1 0.53(mm)
STD05 240-72953/6 IC		01/23/2013 12:09	1	P4000006.D	CLP-2 0.53(mm)
STD1 240-72953/7 IC		01/23/2013 12:25	1	P4000007.D	CLP-1 0.53(mm)
STD1 240-72953/7 IC		01/23/2013 12:25	1	P4000007.D	CLP-2 0.53(mm)
STD2 240-72953/8 IC		01/23/2013 12:41	1	P4000008.D	CLP-1 0.53(mm)
STD2 240-72953/8 IC		01/23/2013 12:41	1	P4000008.D	CLP-2 0.53(mm)
STD005 240-72953/9 IC		01/23/2013 12:56	1	P4000009.D	CLP-1 0.53(mm)
STD005 240-72953/9 IC		01/23/2013 12:56	1	P4000009.D	CLP-2 0.53(mm)
STD01 240-72953/10 IC		01/23/2013 13:12	1	P4000010.D	CLP-1 0.53(mm)
STD01 240-72953/10 IC		01/23/2013 13:12	1	P4000010.D	CLP-2 0.53(mm)
STD02 240-72953/11 IC		01/23/2013 13:28	1	P4000011.D	CLP-1 0.53(mm)
STD02 240-72953/11 IC		01/23/2013 13:28	1	P4000011.D	CLP-2 0.53(mm)
STD05 240-72953/12 IC		01/23/2013 13:43	1	P4000012.D	CLP-1 0.53(mm)
STD05 240-72953/12 IC		01/23/2013 13:43	1	P4000012.D	CLP-2 0.53(mm)
STD1 240-72953/13 IC		01/23/2013 13:59	1	P4000013.D	CLP-1 0.53(mm)
STD1 240-72953/13 IC		01/23/2013 13:59	1	P4000013.D	CLP-2 0.53(mm)
STD2 240-72953/14 IC		01/23/2013 14:15	1	P4000014.D	CLP-1 0.53(mm)
STD2 240-72953/14 IC		01/23/2013 14:15	1	P4000014.D	CLP-2 0.53(mm)
STD005 240-72953/15 IC		01/23/2013 14:31	1	P4000015.D	CLP-1 0.53(mm)
STD005 240-72953/15 IC		01/23/2013 14:31	1	P4000015.D	CLP-2 0.53(mm)
STD01 240-72953/16 IC		01/23/2013 14:46	1	P4000016.D	CLP-1 0.53(mm)
STD01 240-72953/16 IC		01/23/2013 14:46	1	P4000016.D	CLP-2 0.53(mm)
STD02 240-72953/17 IC		01/23/2013 15:02	1	P4000017.D	CLP-1 0.53(mm)
STD02 240-72953/17 IC		01/23/2013 15:02	1	P4000017.D	CLP-2 0.53(mm)
STD05 240-72953/18 IC		01/23/2013 15:18	1	P4000018.D	CLP-1 0.53(mm)
STD05 240-72953/18 IC		01/23/2013 15:18	1	P4000018.D	CLP-2 0.53(mm)
STD1 240-72953/19 IC		01/23/2013 15:33	1	P4000019.D	CLP-1 0.53(mm)
STD1 240-72953/19 IC		01/23/2013 15:33	1	P4000019.D	CLP-2 0.53(mm)
STD2 240-72953/20 IC		01/23/2013 15:49	1	P4000020.D	CLP-1 0.53(mm)
STD2 240-72953/20 IC		01/23/2013 15:49	1	P4000020.D	CLP-2 0.53(mm)
STD005 240-72953/21 IC		01/23/2013 16:05	1	P4000021.D	CLP-1 0.53(mm)

8082/DOD

PCBS ANALYSIS RUN LOG

Lab Name: TestAmerica Canton Job No.: 240-21987-1

SDG No.:

Instrument ID: A2HP4 Start Date: 01/23/2013 11:22

Analysis Batch Number: 72953 End Date: 01/24/2013 00:12

LAB SAMPLE ID	CLIENT SAMPLE ID	DATE ANALYZED	DILUTION FACTOR	LAB FILE ID	COLUMN ID
STD005 240-72953/21 IC		01/23/2013 16:05	1	P4000021.D	CLP-2 0.53(mm)
STD01 240-72953/22 IC		01/23/2013 16:21	1	P4000022.D	CLP-1 0.53(mm)
STD01 240-72953/22 IC		01/23/2013 16:21	1	P4000022.D	CLP-2 0.53(mm)
STD02 240-72953/23 IC		01/23/2013 16:36	1	P4000023.D	CLP-1 0.53(mm)
STD02 240-72953/23 IC		01/23/2013 16:36	1	P4000023.D	CLP-2 0.53(mm)
STD05 240-72953/24 IC		01/23/2013 16:52	1	P4000024.D	CLP-1 0.53(mm)
STD05 240-72953/24 IC		01/23/2013 16:52	1	P4000024.D	CLP-2 0.53(mm)
STD1 240-72953/25 IC		01/23/2013 17:08	1	P4000025.D	CLP-1 0.53(mm)
STD1 240-72953/25 IC		01/23/2013 17:08	1	P4000025.D	CLP-2 0.53(mm)
STD2 240-72953/26 IC		01/23/2013 17:23	1	P4000026.D	CLP-1 0.53(mm)
STD2 240-72953/26 IC		01/23/2013 17:23	1	P4000026.D	CLP-2 0.53(mm)
STD005 240-72953/27 IC		01/23/2013 17:39	1	P4000027.D	CLP-1 0.53(mm)
STD005 240-72953/27 IC		01/23/2013 17:39	1	P4000027.D	CLP-2 0.53(mm)
STD01 240-72953/28 IC		01/23/2013 17:55	1	P4000028.D	CLP-1 0.53(mm)
STD01 240-72953/28 IC		01/23/2013 17:55	1	P4000028.D	CLP-2 0.53(mm)
STD02 240-72953/29 IC		01/23/2013 18:11	1	P4000029.D	CLP-1 0.53(mm)
STD02 240-72953/29 IC		01/23/2013 18:11	1	P4000029.D	CLP-2 0.53(mm)
STD05 240-72953/30 ICRT		01/23/2013 18:26	1	P4000030.D	CLP-1 0.53(mm)
STD05 240-72953/30 ICRT		01/23/2013 18:26	1	P4000030.D	CLP-2 0.53(mm)
STD1 240-72953/31 IC		01/23/2013 18:42	1	P4000031.D	CLP-1 0.53(mm)
STD1 240-72953/31 IC		01/23/2013 18:42	1	P4000031.D	CLP-2 0.53(mm)
STD2 240-72953/32 IC		01/23/2013 18:58	1	P4000032.D	CLP-1 0.53(mm)
STD2 240-72953/32 IC		01/23/2013 18:58	1	P4000032.D	CLP-2 0.53(mm)
STD005 240-72953/33 IC		01/23/2013 19:14	1		CLP-1 0.53(mm)
STD005 240-72953/33 IC		01/23/2013 19:14	1		CLP-2 0.53(mm)
STD01 240-72953/34 IC		01/23/2013 19:29	1		CLP-1 0.53(mm)
STD01 240-72953/34 IC		01/23/2013 19:29	1		CLP-2 0.53(mm)
STD02 240-72953/35 IC		01/23/2013 19:45	1		CLP-1 0.53(mm)
STD02 240-72953/35 IC		01/23/2013 19:45	1		CLP-2 0.53(mm)
STD05 240-72953/36 IC		01/23/2013 20:01	1		CLP-1 0.53(mm)
STD05 240-72953/36 IC		01/23/2013 20:01	1		CLP-2 0.53(mm)
STD1 240-72953/37 IC		01/23/2013 20:16	1		CLP-1 0.53(mm)
STD1 240-72953/37 IC		01/23/2013 20:16	1		CLP-2 0.53(mm)
STD2 240-72953/38 IC		01/23/2013 20:32	1		CLP-1 0.53(mm)
STD2 240-72953/38 IC		01/23/2013 20:32	1		CLP-2 0.53(mm)

8082/DOD

PCBS ANALYSIS RUN LOG

Lab Name: TestAmerica Canton Job No.: 240-21987-1

SDG No.:

Instrument ID: A2HP4 Start Date: 01/23/2013 11:22

Analysis Batch Number: 72953 End Date: 01/24/2013 00:12

LAB SAMPLE ID	CLIENT SAMPLE ID	DATE ANALYZED	DILUTION FACTOR	LAB FILE ID	COLUMN ID
STD005 240-72953/39 IC		01/23/2013 20:48	1		CLP-1 0.53(mm)
STD005 240-72953/39 IC		01/23/2013 20:48	1		CLP-2 0.53(mm)
STD01 240-72953/40 IC		01/23/2013 21:03	1		CLP-1 0.53(mm)
STD01 240-72953/40 IC		01/23/2013 21:03	1		CLP-2 0.53(mm)
STD02 240-72953/41 IC		01/23/2013 21:19	1		CLP-1 0.53(mm)
STD02 240-72953/41 IC		01/23/2013 21:19	1		CLP-2 0.53(mm)
STD05 240-72953/42 IC		01/23/2013 21:35	1		CLP-1 0.53(mm)
STD05 240-72953/42 IC		01/23/2013 21:35	1		CLP-2 0.53(mm)
STD1 240-72953/43 IC		01/23/2013 21:51	1		CLP-1 0.53(mm)
STD1 240-72953/43 IC		01/23/2013 21:51	1		CLP-2 0.53(mm)
STD2 240-72953/44 IC		01/23/2013 22:06	1		CLP-1 0.53(mm)
STD2 240-72953/44 IC		01/23/2013 22:06	1		CLP-2 0.53(mm)
ICV 240-72953/45		01/23/2013 22:22	1	P4000045.D	CLP-1 0.53(mm)
ICV 240-72953/45		01/23/2013 22:22	1	P4000045.D	CLP-2 0.53(mm)
ICV 240-72953/46		01/23/2013 22:38	1	P4000046.D	CLP-1 0.53(mm)
ICV 240-72953/46		01/23/2013 22:38	1	P4000046.D	CLP-2 0.53(mm)
ICV 240-72953/47		01/23/2013 22:53	1	P4000047.D	CLP-1 0.53(mm)
ICV 240-72953/47		01/23/2013 22:53	1	P4000047.D	CLP-2 0.53(mm)
ICV 240-72953/48		01/23/2013 23:09	1	P4000048.D	CLP-1 0.53(mm)
ICV 240-72953/48		01/23/2013 23:09	1	P4000048.D	CLP-2 0.53(mm)
ICV 240-72953/49		01/23/2013 23:25	1	P4000049.D	CLP-1 0.53(mm)
ICV 240-72953/49		01/23/2013 23:25	1	P4000049.D	CLP-2 0.53(mm)
ICV 240-72953/50		01/23/2013 23:41	1	P4000050.D	CLP-1 0.53(mm)
ICV 240-72953/50		01/23/2013 23:41	1	P4000050.D	CLP-2 0.53(mm)
ICV 240-72953/51		01/23/2013 23:56	1		CLP-1 0.53(mm)
ICV 240-72953/51		01/23/2013 23:56	1		CLP-2 0.53(mm)
ICV 240-72953/52		01/24/2013 00:12	1		CLP-1 0.53(mm)
ICV 240-72953/52		01/24/2013 00:12	1		CLP-2 0.53(mm)

8082/DOD

PCBS ANALYSIS RUN LOG

Lab Name: TestAmerica Canton Job No.: 240-21987-1

SDG No.:

Instrument ID: A2HP4 Start Date: 03/27/2013 08:01

Analysis Batch Number: 79577 End Date: 03/27/2013 15:31

LAB SAMPLE ID	CLIENT SAMPLE ID	DATE ANALYZED	DILUTION FACTOR	LAB FILE ID	COLUMN ID
CCV 240-79577/3 CCVRT		03/27/2013 08:01	1	P4000003.D	CLP-1 0.53(mm)
CCV 240-79577/3 CCVRT		03/27/2013 08:01	1	P4000003.D	CLP-2 0.53(mm)
MRL 240-79577/4		03/27/2013 08:17	1	P4000004.D	CLP-1 0.53(mm)
MRL 240-79577/4		03/27/2013 08:17	1	P4000004.D	CLP-2 0.53(mm)
240-21987-1	079-0007-0001-SOURCEW ATER	03/27/2013 10:07	1	P4000011.D	CLP-1 0.53(mm)
240-21987-1	079-0007-0001-SOURCEW ATER	03/27/2013 10:07	1	P4000011.D	CLP-2 0.53(mm)
ZZZZZ		03/27/2013 10:23	1		CLP-1 0.53(mm)
ZZZZZ		03/27/2013 10:23	1		CLP-2 0.53(mm)
MB 240-78721/17-A		03/27/2013 12:28	1	P4000020.D	CLP-1 0.53(mm)
MB 240-78721/17-A		03/27/2013 12:28	1	P4000020.D	CLP-2 0.53(mm)
CCV 240-79577/21		03/27/2013 12:54	1	P4000021.D	CLP-1 0.53(mm)
CCV 240-79577/21		03/27/2013 12:54	1	P4000021.D	CLP-2 0.53(mm)
LCS 240-78721/18-A		03/27/2013 14:59	1	P4000029.D	CLP-1 0.53(mm)
LCS 240-78721/18-A		03/27/2013 14:59	1	P4000029.D	CLP-2 0.53(mm)
CCV 240-79577/30		03/27/2013 15:15	1	P4000030.D	CLP-1 0.53(mm)
CCV 240-79577/30		03/27/2013 15:15	1	P4000030.D	CLP-2 0.53(mm)
MRL 240-79577/31		03/27/2013 15:31	1	P4000031.D	CLP-1 0.53(mm)
MRL 240-79577/31		03/27/2013 15:31	1	P4000031.D	CLP-2 0.53(mm)

8082/DOD

PCBS BATCH WORKSHEET

Lab Name: TestAmerica Canton Job No.: 240-21987-1

SDG No.:

Batch Number: 78721 Batch Start Date: 03/19/13 12:00 Batch Analyst: Mills, Lisa

Batch Method: 3520C Batch End Date: 03/20/13 06:00

Lab Sample ID	Client Sample ID	Method Chain	Basis	InitialAmount	FinalAmount	ReceivedpH	EX10PPMSPK 00007	EX2/.2SURRW 00022	AnalysisComment
240-21987-N-1	079-0007-0001-SO URCEWATER	3520C, 8082/DOD	T	1000 mL	5.0 mL	7		1 mL	Assoc w/ 78721
MB 240-78721/17		3520C, 8082/DOD		1000 mL	5.0 mL	7		1 mL	Assoc w/78721
LCS 240-78721/18		3520C, 8082/DOD		1000 mL	5.0 mL	7	0.5 mL	1 mL	

Batch Notes	
Acid used for Clean Up Reagent	724997
Exchange Solvent Lot #	804963
Na2SO4 Lot Number	857430
Prep Solvent Lot #	883347

Basis	Basis Description
T	Total/NA

The pound sign (#) in the amount added field denotes that the reagent was used undiluted. All calculations are performed using the stated concentration for this reagent.

Method 8151 DOD

Herbicides (GC) by Method 8151A/DOD

FORM II
GC SEMI VOA SURROGATE RECOVERY

Lab Name: TestAmerica Canton Job No.: 240-21987-1

SDG No.:

Matrix: Water Level: Low

GC Column (1): CLP-1 ID: 0.53 (mm) GC Column (2): CLP-2 ID: 0.53 (mm)

Client Sample ID	Lab Sample ID	DCPA1 #	DCPA2 #
079-0007-0001-SOUR CEWATER	240-21987-1	76	86
	MB 240-78626/3-A	79	88
	LCS 240-78626/4-A	91	99
	MRL 240-79197/13	130 Q	117 Q
	MRL 240-79197/20	132 Q	119 Q

	QC LIMITS
DCPA = 2,4-Dichlorophenylacetic acid	32-112

Column to be used to flag recovery values

FORM II 8151/DOD

FORM III
GC SEMI VOA LAB CONTROL SAMPLE RECOVERY

Lab Name: TestAmerica Canton Job No.: 240-21987-1

SDG No.:

Matrix: Water Level: Low Lab File ID: P1000017.D

Lab ID: LCS 240-78626/4-A Client ID:

COMPOUND	SPIKE ADDED (ug/L)	LCS CONCENTRATION (ug/L)	LCS % REC	QC LIMITS REC	#
2,4-D	40.0	41.7	104	35-115	
Dalapon	20.0	17.5	87	40-110	
2,4-DB	40.0	21.4	53	45-130	
Dicamba	20.0	19.7	98	60-110	
Dichlorprop	40.0	50.2	126	70-120	Q
Dinoseb	6.00	5.02	84	20-110	
MCPA	4000	3800	95	60-145	
Silvex (2,4,5-TP)	10.0	10.2	102	50-115	
2,4,5-T	10.0	11.1	111	35-110	Q

Column to be used to flag recovery and RPD values

FORM III 8151/DOD

FORM III
GC SEMI VOA METHOD REPORTING LIMIT CHECK RECOVERY

Lab Name: TestAmerica Canton Job No.: 240-21987-1

SDG No.:

Matrix: Water Level: Low Lab File ID: P1000013.D

Lab ID: MRL 240-79197/13 Client ID:

COMPOUND	SPIKE ADDED (ng/uL)	MRL CONCENTRATION (ng/uL)	MRL % REC	QC LIMITS REC	#
2,4-D	0.0200	0.0231	115	70-130	
2,4-D	0.0200	0.0205	103	70-130	
Dalapon	0.0100	0.0127	127	70-130	
Dalapon	0.0100	0.0122	122	70-130	
2,4-DB	0.0200	0.0208	104	70-130	
2,4-DB	0.0200	0.0193	97	70-130	
Dicamba	0.0100	0.0120	120	70-130	
Dicamba	0.0100	0.0109	109	70-130	
Dichlorprop	0.0200	0.0259	130	70-130	
Dichlorprop	0.0200	0.0223	112	70-130	
Dinoseb	0.00300	0.00365	122	70-130	
Dinoseb	0.00300	0.00303	101	70-130	M
MCPA	2.00	0.962	48	70-130	^
MCPA	2.00	0.925	46	70-130	^
Silvex (2,4,5-TP)	0.00500	0.00550	110	70-130	
Silvex (2,4,5-TP)	0.00500	0.00507	101	70-130	
2,4,5-T	0.00500	0.00521	104	70-130	
2,4,5-T	0.00500	0.00473	95	70-130	

Column to be used to flag recovery and RPD values

FORM III 8151/DOD

FORM III
GC SEMI VOA METHOD REPORTING LIMIT CHECK RECOVERY

Lab Name: TestAmerica Canton Job No.: 240-21987-1

SDG No.:

Matrix: Water Level: Low Lab File ID: P1000020.D

Lab ID: MRL 240-79197/20 Client ID:

COMPOUND	SPIKE ADDED (ng/uL)	MRL CONCENTRATION (ng/uL)	MRL % REC	QC LIMITS REC	#
2,4-D	0.0200	0.0231	116	70-130	
2,4-D	0.0200	0.0212	106	70-130	
Dalapon	0.0100	0.0127	127	70-130	
Dalapon	0.0100	0.0114	114	70-130	
2,4-DB	0.0200	0.0210	105	70-130	
2,4-DB	0.0200	0.0192	96	70-130	M
Dicamba	0.0100	0.0122	122	70-130	
Dicamba	0.0100	0.0113	113	70-130	
Dichlorprop	0.0200	0.0262	131	70-130	^
Dichlorprop	0.0200	0.0225	113	70-130	
Dinoseb	0.00300	0.00368	123	70-130	
Dinoseb	0.00300	0.00295	98	70-130	
MCPA	2.00	0.998	50	70-130	^
MCPA	2.00	1.03	51	70-130	^
Silvex (2,4,5-TP)	0.00500	0.00559	112	70-130	
Silvex (2,4,5-TP)	0.00500	0.00502	100	70-130	
2,4,5-T	0.00500	0.00518	104	70-130	
2,4,5-T	0.00500	0.00473	95	70-130	

Column to be used to flag recovery and RPD values

FORM III 8151/DOD

FORM IV
GC SEMI VOA METHOD BLANK SUMMARY

Lab Name: TestAmerica Canton Job No.: 240-21987-1

SDG No.:

Lab Sample ID: MB 240-78626/3-A

Matrix: Water Date Extracted: 03/18/2013 10:35

Lab File ID:(1) P1000016.D Lab File ID:(2) P1000016.D

Date Analyzed:(1) 03/22/2013 21:21 Date Analyzed:(2) 03/22/2013 21:21

Instrument ID:(1) A2HP1 Instrument ID:(2) A2HP1

GC Column:(1) CLP-1 ID: 0.53(mm) GC Column:(2) CLP-2 ID: 0.53(mm)

THIS METHOD BLANK APPLIES TO THE FOLLOWING SAMPLES:

CLIENT SAMPLE ID	LAB SAMPLE ID	DATE ANALYZED 1	DATE ANALYZED 2
079-0007-0001-SOURCEWATER	240-21987-1	03/22/2013 20:57	03/22/2013 20:57
	LCS 240-78626/4-A	03/22/2013 21:44	03/22/2013 21:44

FORM IV 8151/DOD

FORM X
IDENTIFICATION SUMMARY

Lab Name: TestAmerica Canton Job No.: 240-21987-1

SDG No.:

Client Sample ID: 079-0007-0001-SOURCEWATER Lab Sample ID: 240-21987-1

Instrument ID (1): A2HP1 Instrument ID (2): A2HP1

Date Analyzed (1): 03/22/2013 20:57 Date Analyzed (2): 03/22/2013 20:57

GC Column (1): CLP-1 ID: 0.53(mm) GC Column (2): CLP-2 ID: 0.53(mm)

ANALYTE	COL	PEAK	RT	RT WINDOW		CONCENTRATION		RPD
				FROM	TO	PEAK	MEAN	
Dalapon	1		1.20	1.18	1.22	0.31		56.0
	2		1.39	1.35	1.39	0.55		

FORM X 8151/DOD

FORM X
IDENTIFICATION SUMMARY

Lab Name: TestAmerica Canton Job No.: 240-21987-1

SDG No.:

Client Sample ID: Lab Sample ID: LCS 240-78626/4-A

Instrument ID (1): A2HP1 Instrument ID (2): A2HP1

Date Analyzed (1): 03/22/2013 21:44 Date Analyzed (2): 03/22/2013 21:44

GC Column (1): CLP-1 ID: 0.53(mm) GC Column (2): CLP-2 ID: 0.53(mm)

ANALYTE	COL	PEAK	RT	RT WINDOW		CONCENTRATION		RPD
				FROM	TO	PEAK	MEAN	
Dalapon	1		1.20	1.18	1.22	15.8		10.2
	2		1.37	1.35	1.39	17.5		
Dicamba	1		7.01	6.99	7.03	18.4		6.6
	2		7.75	7.73	7.77	19.7		
MCPP	1		7.29	7.28	7.32	3920		4.3
	2		7.93	7.91	7.95	4090		
MCPA	1		7.45	7.44	7.48	4080		7.1
	2		8.18	8.16	8.20	3800		
Dichlorprop	1		7.82	7.80	7.84	45.6		9.6
	2		8.53	8.51	8.55	50.2		
2,4-D	1		8.05	8.04	8.08	43.1		3.2
	2		8.89	8.87	8.91	41.7		
Pentachlorophenol	1		8.14	8.12	8.16	5.70		3.1
	2		9.18	9.16	9.20	5.53		
Silvex (2,4,5-TP)	1		8.90	8.89	8.93	9.80		3.5
	2		9.81	9.79	9.83	10.2		
2,4,5-T	1		9.21	9.20	9.24	10.9		1.9
	2		10.29	10.27	10.31	11.1		
2,4-DB	1		9.82	9.81	9.85	23.9		11.0
	2		10.93	10.92	10.96	21.4		
Dinoseb	1		11.01	10.98	11.04	4.70		6.5
	2		11.29	11.26	11.32	5.02		

FORM I
GC SEMI VOA ORGANICS ANALYSIS DATA SHEET

Lab Name: TestAmerica Canton | Job No.: 240-21987-1

SDG No.:

Client Sample ID: 079-0007-0001-SOURCEWATER | Lab Sample ID: 240-21987-1

Matrix: Water | Lab File ID: P1000015.D

Analysis Method: 8151/DOD | Date Collected: 03/14/2013 12:00

Extraction Method: 8151A | Date Extracted: 03/18/2013 10:35

Sample wt/vol: 500(mL) | Date Analyzed: 03/22/2013 20:57

Con. Extract Vol.: 100(mL) | Dilution Factor: 1

Injection Volume: 1(uL) | GC Column: CLP-1 ID: 0.53(mm)

% Moisture: | GPC Cleanup:(Y/N) N

Analysis Batch No.: 79197 | Units: ug/L

CAS NO.	SURROGATE	%REC	Q	LIMITS
19719-28-9	2,4-Dichlorophenylacetic acid	76		32-112

TestAmerica Canton
Target Compound Quantitation Report

Data File:	\\NCChrom\ChromData\A2HP1\20130322-18190.b\P1000015.D		
Lims ID:	240-21987-J-1-A	Client ID:	079-0007-0001-SOURCEWATER
Inject. Date:	22-Mar-2013 20:57:49	Dil. Factor:	1.0000
Sample Type:	Client		
Sample ID:	240-0018190-015		
Misc. Info.:			
Operator:	001754	Instrument ID:	A2HP1
Injection Vol:	1.0 ul	ALS Bottle#:	15
Lims Batch ID:	79197	Lims Sample ID:	15
Detector 1 :	GC ECD1A		
Detector 2 :	GC ecd2b		
Method:	\\NCChrom\ChromData\A2HP1\20130322-18190.b\8151_1.m		
Last Update:	27-Mar-2013 11:19:55	Calib Date:	22-Mar-2013 19:24:11
Quant Method:	External Standard	Quant By:	Initial Calibration
Last ICal File:	\\NCChrom\ChromData\A2HP1\20130322-18190.b\P1000011.D		
Limit Group:	GC 8151 DOD		
Integrator:	Falcon		
Column Type:		Column Dia:	
Process Host:	XAWRK004		

Det	RT	EXP RT	DLT RT	Response	On-Col Amt ng/ul	Flags
5 Dalapon						
1	1.195	1.201	-0.006	872783	0.001547	
2	1.386	1.371	0.015	427713	0.002750	
					RPD = 56.00	
$ 4 2,4-Dichlorophenylacetic acid						
1	6.847	6.847	0.000	28560727	0.1515	
2	7.583	7.582	0.001	11610838	0.1711	
					RPD = 12.19	
6 Dicamba						
1		7.011				
2		7.748				
10 MCPP						1
1		7.295				
2		7.930				
9 MCPA						1
1		7.455				
2		8.180				
7 Dichlorprop						
1		7.822				
2		8.534				
2 2,4-D						1
1		8.055				
2		8.889				
11 Pentachlorophenol						1
1		8.143				
2		9.178				
12 Silvex (2,4,5-TP)						1
1		8.907				
2		9.812				

Report Date: 27-Mar-2013 11:19:56 Chrom Revision: 2.0 01-Feb-2013 10:03:10
Data File: \\NCChrom\ChromData\A2HP1\20130322-18190.b\P1000015.D

Det	RT	EXP RT	DLT RT	Response	On-Col Amt ng/ul	Flags
1 2,4,5-T						
1		9.217				
2		10.292				
3 2,4-DB						1
1		9.834				
2		10.940				
8 Dinoseb						1
1		11.009				
2		11.294				

QC Flag Legend

Processing Flags
1 - Missing Peaks

Report Date: 27-Mar-2013 11:19:56 Chrom Revision: 2.0 01-Feb-2013 10:03:10

TestAmerica Canton

Data File:	\\NCChrom\ChromData\A2HP1\20130322-18190.b\P1000015.D		
Injection Date:	22-Mar-2013 20:57:49	Limit Group:	GC 8151 DOD
Client ID:	079-0007-0001-SOURCEWATER	Instrument ID:	A2HP1
Lims Batch ID:	79197	Lims Sample ID:	15
Operator ID:	001754	Injection Vol:	1.0 ul
Column Type:		Column Dia:	

Y Scaling:

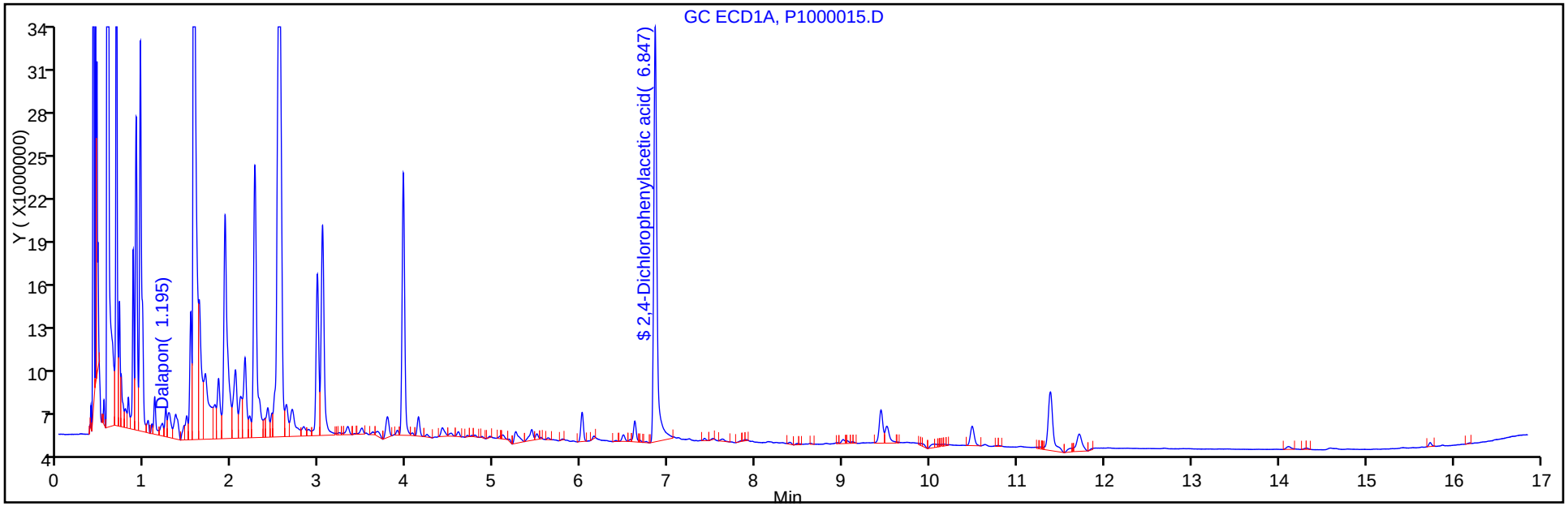

Y Scaling:

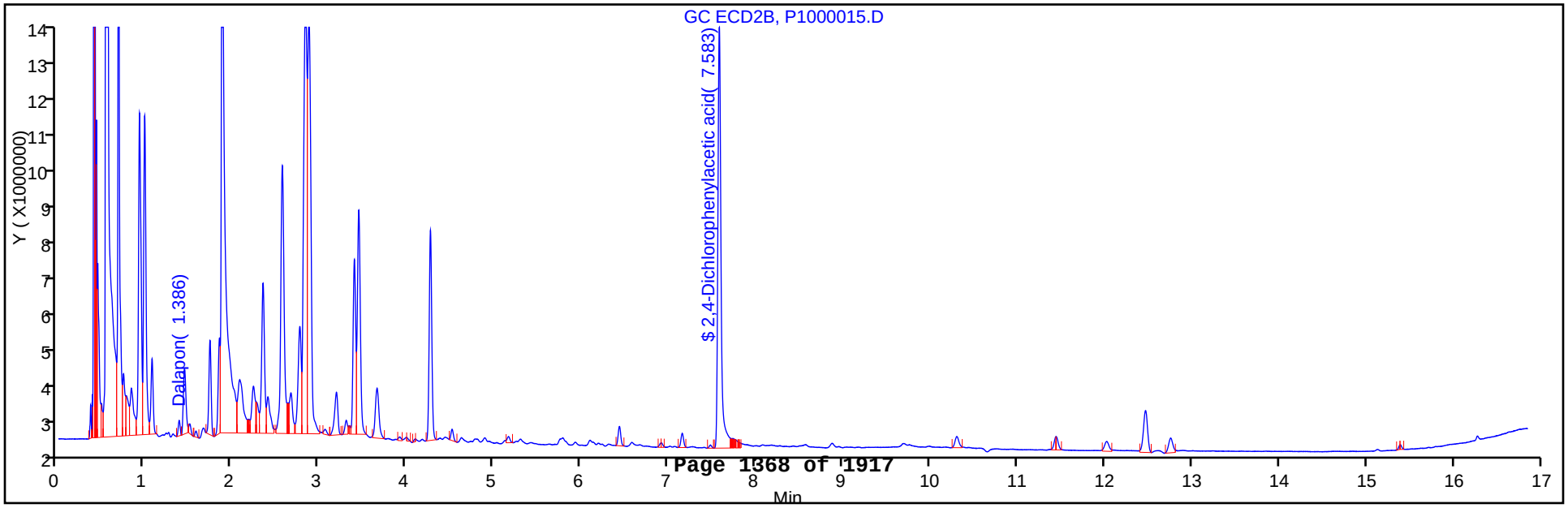

FORM I
GC SEMI VOA ORGANICS ANALYSIS DATA SHEET

Lab Name: TestAmerica Canton | Job No.: 240-21987-1

SDG No.:

Client Sample ID: 079-0007-0001-SOURCEWATER | Lab Sample ID: 240-21987-1

Matrix: Water | Lab File ID: P1000015.D

Analysis Method: 8151/DOD | Date Collected: 03/14/2013 12:00

Extraction Method: 8151A | Date Extracted: 03/18/2013 10:35

Sample wt/vol: 500(mL) | Date Analyzed: 03/22/2013 20:57

Con. Extract Vol.: 100(mL) | Dilution Factor: 1

Injection Volume: 1(uL) | GC Column: CLP-2 ID: 0.53(mm)

% Moisture: | GPC Cleanup:(Y/N) N

Analysis Batch No.: 79197 | Units: ug/L

CAS NO.	COMPOUND NAME	RESULT	Q	LOQ	LOD	DL
94-75-7	2,4-D	0.50	U	4.0	0.50	0.41
75-99-0	Dalapon	0.55	J	2.0	0.20	0.17
94-82-6	2,4-DB	1.0	U	4.0	1.0	0.69
1918-00-9	Dicamba	1.0	U	2.0	1.0	0.52
120-36-5	Dichlorprop	1.0	U Q	4.0	1.0	0.86
88-85-7	Dinoseb	0.20	U	0.60	0.20	0.087
94-74-6	MCPA	400	U	400	400	390
93-65-2	MCPP	400	U	400	400	400
87-86-5	Pentachlorophenol	0.040	U	0.10	0.040	0.024
93-72-1	Silvex (2,4,5-TP)	0.20	U	1.0	0.20	0.20
93-76-5	2,4,5-T	0.50	U Q	1.0	0.50	0.30

CAS NO.	SURROGATE	%REC	Q	LIMITS
19719-28-9	2,4-Dichlorophenylacetic acid	86		32-112

TestAmerica Canton
Target Compound Quantitation Report

Data File:	\\NCChrom\ChromData\A2HP1\20130322-18190.b\P1000015.D		
Lims ID:	240-21987-J-1-A	Client ID:	079-0007-0001-SOURCEWATER
Inject. Date:	22-Mar-2013 20:57:49	Dil. Factor:	1.0000
Sample Type:	Client		
Sample ID:	240-0018190-015		
Misc. Info.:			
Operator:	001754	Instrument ID:	A2HP1
Injection Vol:	1.0 ul	ALS Bottle#:	15
Lims Batch ID:	79197	Lims Sample ID:	15
Detector 1 :	GC ECD1A		
Detector 2 :	GC ecd2b		

Method:	\\NCChrom\ChromData\A2HP1\20130322-18190.b\8151_1.m		
Last Update:	27-Mar-2013 11:19:55	Calib Date:	22-Mar-2013 19:24:11
Quant Method:	External Standard	Quant By:	Initial Calibration
Last ICal File:	\\NCChrom\ChromData\A2HP1\20130322-18190.b\P1000011.D		
Limit Group:	GC 8151 DOD		
Integrator:	Falcon		
Column Type:		Column Dia:	
Process Host:	XAWRK004		

Det	RT	EXP RT	DLT RT	Response	On-Col Amt ng/ul	Flags
5 Dalapon						
1	1.195	1.201	-0.006	872783	0.001547	
2	1.386	1.371	0.015	427713	0.002750	
					RPD = 56.00	
$ 4 2,4-Dichlorophenylacetic acid						
1	6.847	6.847	0.000	28560727	0.1515	
2	7.583	7.582	0.001	11610838	0.1711	
					RPD = 12.19	
6 Dicamba						
1		7.011				
2		7.748				
10 MCPP						1
1		7.295				
2		7.930				
9 MCPA						1
1		7.455				
2		8.180				
7 Dichlorprop						
1		7.822				
2		8.534				
2 2,4-D						1
1		8.055				
2		8.889				
11 Pentachlorophenol						1
1		8.143				
2		9.178				
12 Silvex (2,4,5-TP)						1
1		8.907				
2		9.812				

Report Date: 27-Mar-2013 11:19:56 Chrom Revision: 2.0 01-Feb-2013 10:03:10
Data File: \\NCChrom\ChromData\A2HP1\20130322-18190.b\P1000015.D

Det	RT	EXP RT	DLT RT	Response	On-Col Amt ng/ul	Flags
1 2,4,5-T						
1		9.217				
2		10.292				
3 2,4-DB						1
1		9.834				
2		10.940				
8 Dinoseb						1
1		11.009				
2		11.294				

QC Flag Legend

Processing Flags
1 - Missing Peaks

Report Date: 27-Mar-2013 11:19:56 Chrom Revision: 2.0 01-Feb-2013 10:03:10

TestAmerica Canton

Data File:	\\NCChrom\ChromData\A2HP1\20130322-18190.b\P1000015.D		
Injection Date:	22-Mar-2013 20:57:49	Limit Group:	GC 8151 DOD
Client ID:	079-0007-0001-SOURCEWATER	Instrument ID:	A2HP1
Lims Batch ID:	79197	Lims Sample ID:	15
Operator ID:	001754	Injection Vol:	1.0 ul
Column Type:		Column Dia:	

Y Scaling:

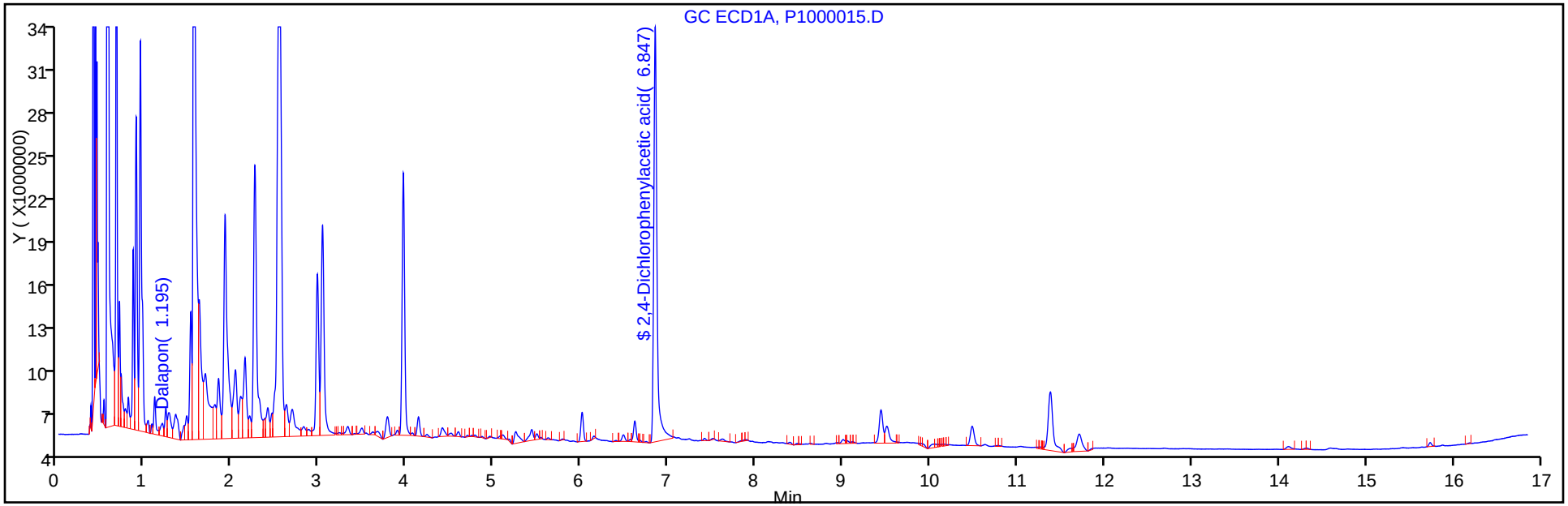

Y Scaling:

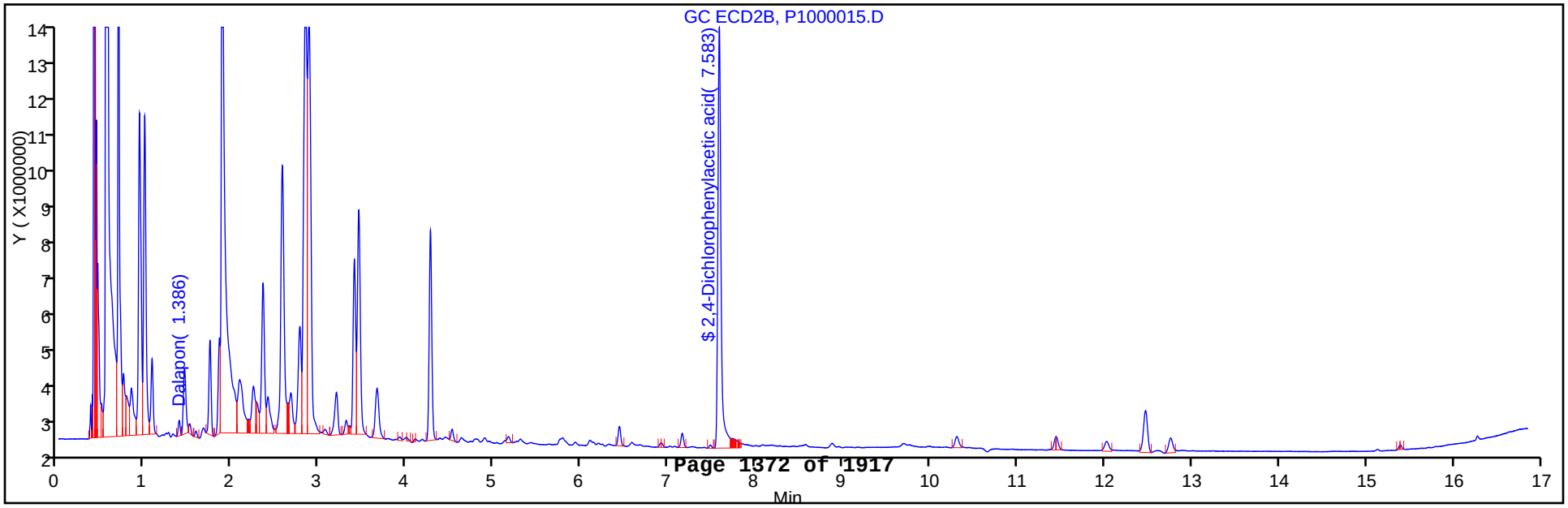

FORM VI
GC SEMI VOA INITIAL CALIBRATION DATA
EXTERNAL STANDARD RETENTION TIME SUMMARY

Lab Name: TestAmerica Canton Job No.: 240-21987-1 Analy Batch No.: 78658

SDG No.:

Instrument ID: A2HP1 GC Column: CLP-1 ID: 0.53(mm) Heated Purge: (Y/N) N

Calibration Start Date: 03/18/2013 20:16 Calibration End Date: 03/18/2013 22:13 Calibration ID: 14172

Calibration Files:

LEVEL:	LAB SAMPLE ID:	LAB FILE ID:
Level 1	STD 240-78658/13	P1000013.D
Level 2	STD 240-78658/14	P1000014.D
Level 3	STD 240-78658/15	P1000015.D
Level 4	STD 240-78658/16	P1000016.D
Level 5	STD 240-78658/17	P1000017.D
Level 6	STD 240-78658/18	P1000018.D

ANALYTE	LVL 1	LVL 2	LVL 3	LVL 4	LVL 5	LVL 6					RT WINDOW	AVG RT
Pentachlorophenol	8.144	8.145	8.144	8.143	8.143	8.143					8.124 - 8.164	8.144

FORM VI
GC SEMI VOA INITIAL CALIBRATION DATA
EXTERNAL STANDARD CURVE EVALUATION

Lab Name: TestAmerica Canton Job No.: 240-21987-1 Analy Batch No.: 78658

SDG No.:

Instrument ID: A2HP1 GC Column: CLP-1 ID: 0.53(mm) Heated Purge: (Y/N) N

Calibration Start Date: 03/18/2013 20:16 Calibration End Date: 03/18/2013 22:13 Calibration ID: 14172

Calibration Files:

LEVEL:	LAB SAMPLE ID:	LAB FILE ID:
Level 1	STD 240-78658/13	P1000013.D
Level 2	STD 240-78658/14	P1000014.D
Level 3	STD 240-78658/15	P1000015.D
Level 4	STD 240-78658/16	P1000016.D
Level 5	STD 240-78658/17	P1000017.D
Level 6	STD 240-78658/18	P1000018.D

ANALYTE	CF				CURVE TYPE	COEFFICIENT			#	MIN CF	%RSD	#	MAX %RSD	R^2 OR COD	#	MIN R^2 OR COD
	LVL 1 LVL 5	LVL 2 LVL 6	LVL 3	LVL 4		B	M1	M2								
Pentachlorophenol	4495756000 2675875025	3239618400 2523538100	2866764500	2697126300	Lin1	1242927.88	2588531336							0.9980		0.9900

Note: The m1 coefficient is the same as Ave CF for an Ave curve type.

FORM VI
GC SEMI VOA INITIAL CALIBRATION DATA
EXTERNAL STANDARD RESPONSE AND CONCENTRATION

Lab Name: TestAmerica Canton Job No.: 240-21987-1 Analy Batch No.: 78658

SDG No.:

Instrument ID: A2HP1 GC Column: CLP-1 ID: 0.53(mm) Heated Purge: (Y/N) N

Calibration Start Date: 03/18/2013 20:16 Calibration End Date: 03/18/2013 22:13 Calibration ID: 14172

Calibration Files:

LEVEL:	LAB SAMPLE ID:	LAB FILE ID:
Level 1	STD 240-78658/13	P1000013.D
Level 2	STD 240-78658/14	P1000014.D
Level 3	STD 240-78658/15	P1000015.D
Level 4	STD 240-78658/16	P1000016.D
Level 5	STD 240-78658/17	P1000017.D
Level 6	STD 240-78658/18	P1000018.D

ANALYTE	CURVE TYPE	RESPONSE					CONCENTRATION (NG/UL)				
		LVL 1 LVL 6	LVL 2	LVL 3	LVL 4	LVL 5	LVL 1 LVL 6	LVL 2	LVL 3	LVL 4	LVL 5
Pentachlorophenol	Lin1	2247878 201883048	16198092	28667645	53942526	107035001	0.000500 0.0800	0.00500	0.0100	0.0200	0.0400

Curve Type Legend:

Lin1 = Linear 1/Conc by Height

TestAmerica Canton
Target Compound Quantitation Report

Data File:	\\NCChrom\ChromData\A2HP1\20130318-18061.b\P1000013.D		
Lims ID:	Std PCP1	Client ID:	
Inject. Date:	18-Mar-2013 20:16:57	Dil. Factor:	1.0000
Sample Type:	IC	Calib Level:	1
Sample ID:	240-0018061-013		
Misc. Info.:			
Operator:	001754	Instrument ID:	A2HP1
Injection Vol:	1.0 ul	ALS Bottle#:	13
Lims Batch ID:	78658	Lims Sample ID:	13
Sublist:	chrom-8151_1*sub1		
Detector 1 :	GC ECD1A		
Detector 2 :	GC ecd2b		

Method:	\\NCChrom\ChromData\A2HP1\20130318-18061.b\8151_1.m		
Last Update:	19-Mar-2013 09:19:32	Calib Date:	18-Mar-2013 22:13:58
Quant Method:	External Standard	Quant By:	Initial Calibration
Last ICal File:	\\NCChrom\ChromData\A2HP1\20130318-18061.b\P1000018.D		
Limit Group:	GC 8151 DOD		
Integrator:	Falcon		
Column Type:		Column Dia:	
Process Host:	XAWRK035		

Det	RT	EXP RT	DLT RT	Response	On-Col Amt ng/ul	Flags
11 Pentachlorophenol						
1	8.144	8.144	0.000	2247878	0.000388	
2	9.178	9.177	0.001	527681	0.000527	
					RPD = 30.41	

Report Date: 19-Mar-2013 09:19:32 Chrom Revision: 2.0 01-Feb-2013 10:03:10

TestAmerica Canton

Data File:	\\NCChrom\ChromData\A2HP1\20130318-18061.b\P1000013.D		
Injection Date:	18-Mar-2013 20:16:57	Limit Group:	GC 8151 DOD
Client ID:		Instrument ID:	A2HP1
Lims Batch ID:	78658	Lims Sample ID:	13
Operator ID:	001754	Injection Vol:	1.0 ul
Column Type:		Column Dia:	

Y Scaling:

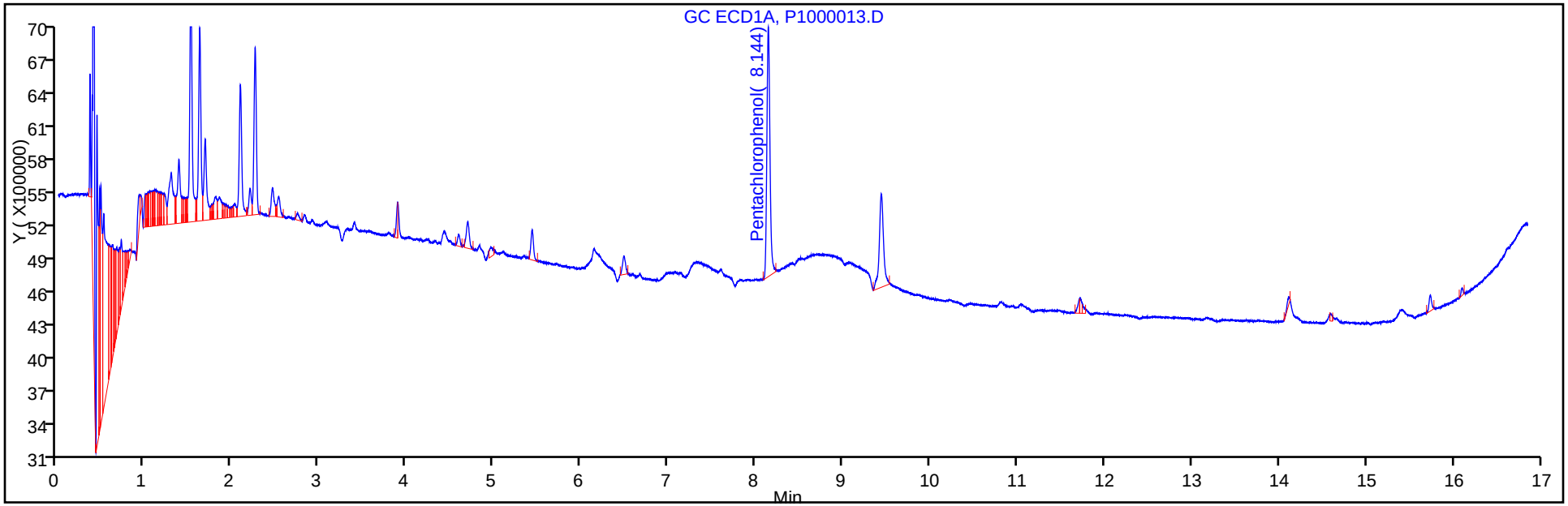

Y Scaling:

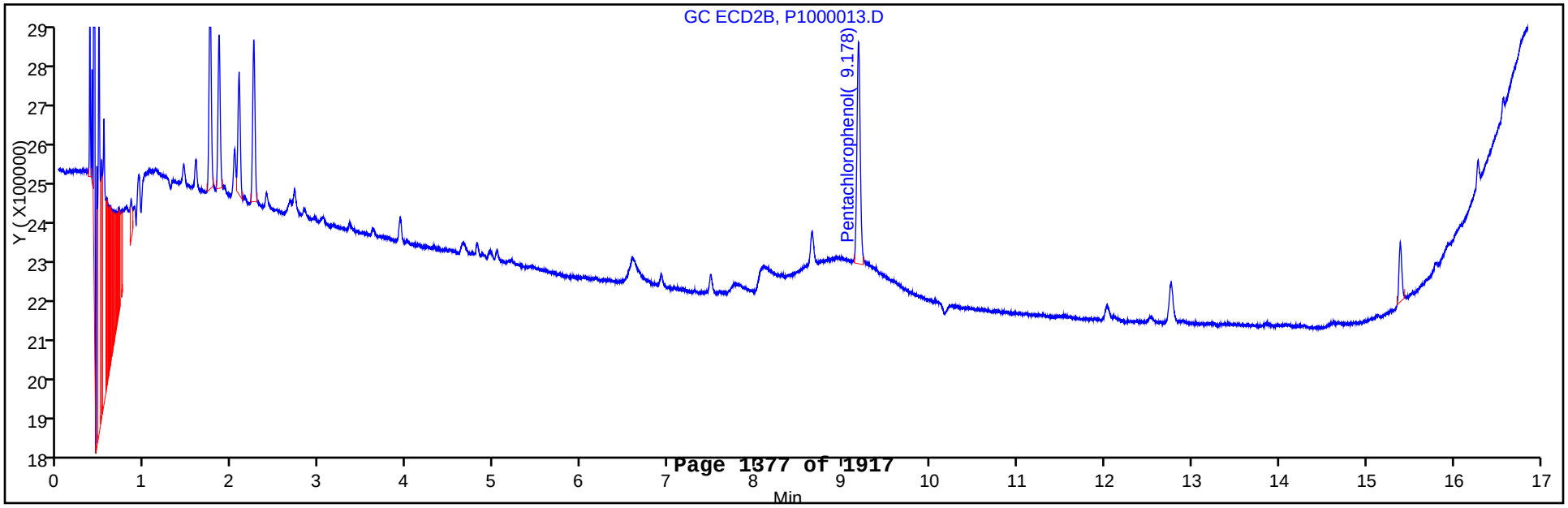

TestAmerica Canton
Target Compound Quantitation Report

Data File:	\\NCChrom\ChromData\A2HP1\20130318-18061.b\P1000014.D		
Lims ID:	Std PCP2	Client ID:	
Inject. Date:	18-Mar-2013 20:40:17	Dil. Factor:	1.0000
Sample Type:	IC	Calib Level:	2
Sample ID:	240-0018061-014		
Misc. Info.:			
Operator:	001754	Instrument ID:	A2HP1
Injection Vol:	1.0 ul	ALS Bottle#:	14
Lims Batch ID:	78658	Lims Sample ID:	14
Sublist:	chrom-8151_1*sub1		
Detector 1 :	GC ECD1A		
Detector 2 :	GC ecd2b		

Method:	\\NCChrom\ChromData\A2HP1\20130318-18061.b\8151_1.m		
Last Update:	19-Mar-2013 09:19:33	Calib Date:	18-Mar-2013 22:13:58
Quant Method:	External Standard	Quant By:	Initial Calibration
Last ICal File:	\\NCChrom\ChromData\A2HP1\20130318-18061.b\P1000018.D		
Limit Group:	GC 8151 DOD		
Integrator:	Falcon		
Column Type:		Column Dia:	
Process Host:	XAWRK035		

Det	RT	EXP RT	DLT RT	Response	On-Col Amt ng/ul	Flags
11 Pentachlorophenol						
1	8.145	8.144	0.001	16198092	0.005777	
2	9.177	9.177	0.000	5052620	0.005050	
					RPD = 13.43	

Report Date: 19-Mar-2013 09:19:33 Chrom Revision: 2.0 01-Feb-2013 10:03:10

TestAmerica Canton

Data File:	\\NCChrom\ChromData\A2HP1\20130318-18061.b\P1000014.D		
Injection Date:	18-Mar-2013 20:40:17	Limit Group:	GC 8151 DOD
Client ID:		Instrument ID:	A2HP1
Lims Batch ID:	78658	Lims Sample ID:	14
Operator ID:	001754	Injection Vol:	1.0 ul
Column Type:		Column Dia:	

Y Scaling:

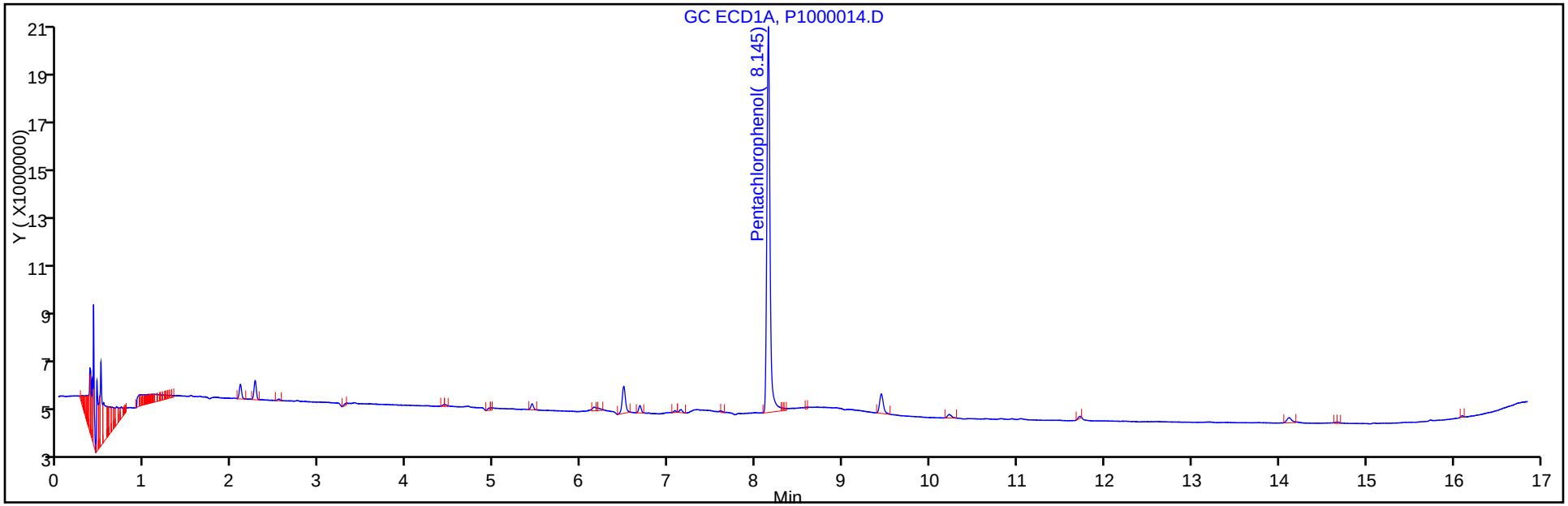

Y Scaling:

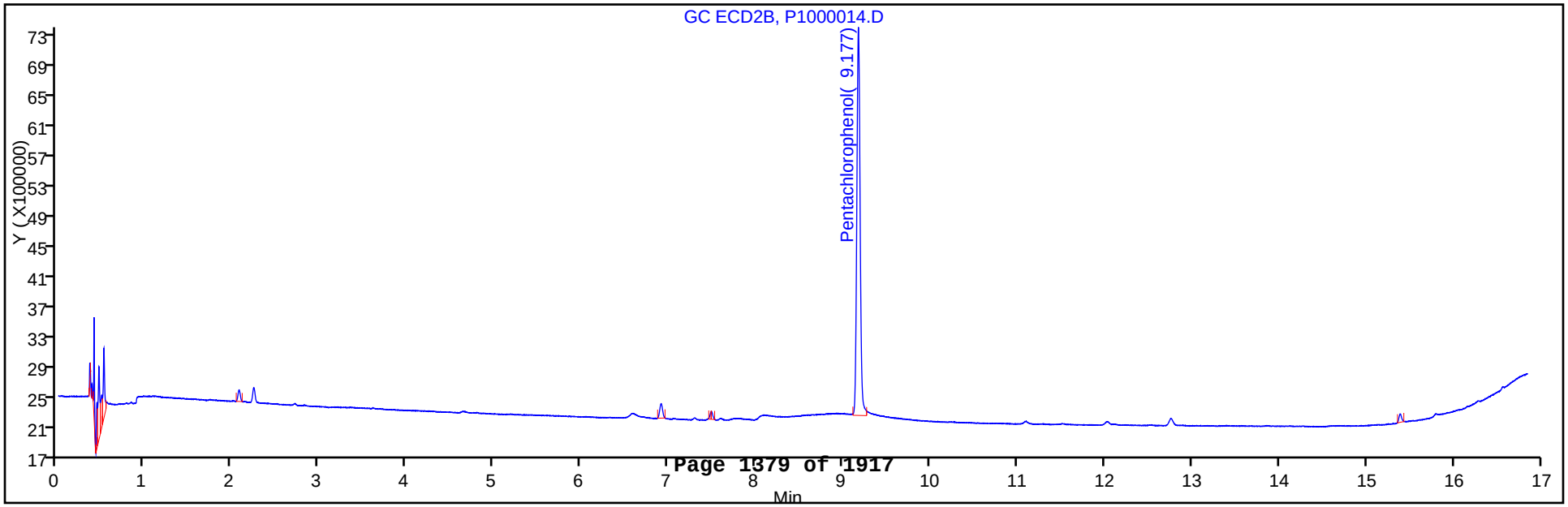

TestAmerica Canton
Target Compound Quantitation Report

Data File:	\\NCChrom\ChromData\A2HP1\20130318-18061.b\P1000015.D		
Lims ID:	Std PCP3	Client ID:	
Inject. Date:	18-Mar-2013 21:03:42	Dil. Factor:	1.0000
Sample Type:	ICRT	Calib Level:	3
Sample ID:	240-0018061-015		
Misc. Info.:			
Operator:	001754	Instrument ID:	A2HP1
Injection Vol:	1.0 ul	ALS Bottle#:	15
Lims Batch ID:	78658	Lims Sample ID:	15
Sublist:	chrom-8151_1*sub1		
Detector 1 :	GC ECD1A		
Detector 2 :	GC ecd2b		

Method:	\\NCChrom\ChromData\A2HP1\20130318-18061.b\8151_1.m		
Last Update:	19-Mar-2013 09:19:34	Calib Date:	18-Mar-2013 22:13:58
Quant Method:	External Standard	Quant By:	Initial Calibration
Last ICal File:	\\NCChrom\ChromData\A2HP1\20130318-18061.b\P1000018.D		
Limit Group:	GC 8151 DOD		
Integrator:	Falcon		
Column Type:		Column Dia:	
Process Host:	XAWRK035		

Det	RT	EXP RT	DLT RT	Response	On-Col Amt ng/ul	Flags
11 Pentachlorophenol						
1	8.144	8.144	0.000	28667645	0.0106	
2	9.177	9.177	0.000	10195902	0.0102	
					RPD = 3.88	

Report Date: 19-Mar-2013 09:19:34 Chrom Revision: 2.0 01-Feb-2013 10:03:10

TestAmerica Canton

Data File:	\\NCChrom\ChromData\A2HP1\20130318-18061.b\P1000015.D		
Injection Date:	18-Mar-2013 21:03:42	Limit Group:	GC 8151 DOD
Client ID:		Instrument ID:	A2HP1
Lims Batch ID:	78658	Lims Sample ID:	15
Operator ID:	001754	Injection Vol:	1.0 ul
Column Type:		Column Dia:	

Y Scaling:

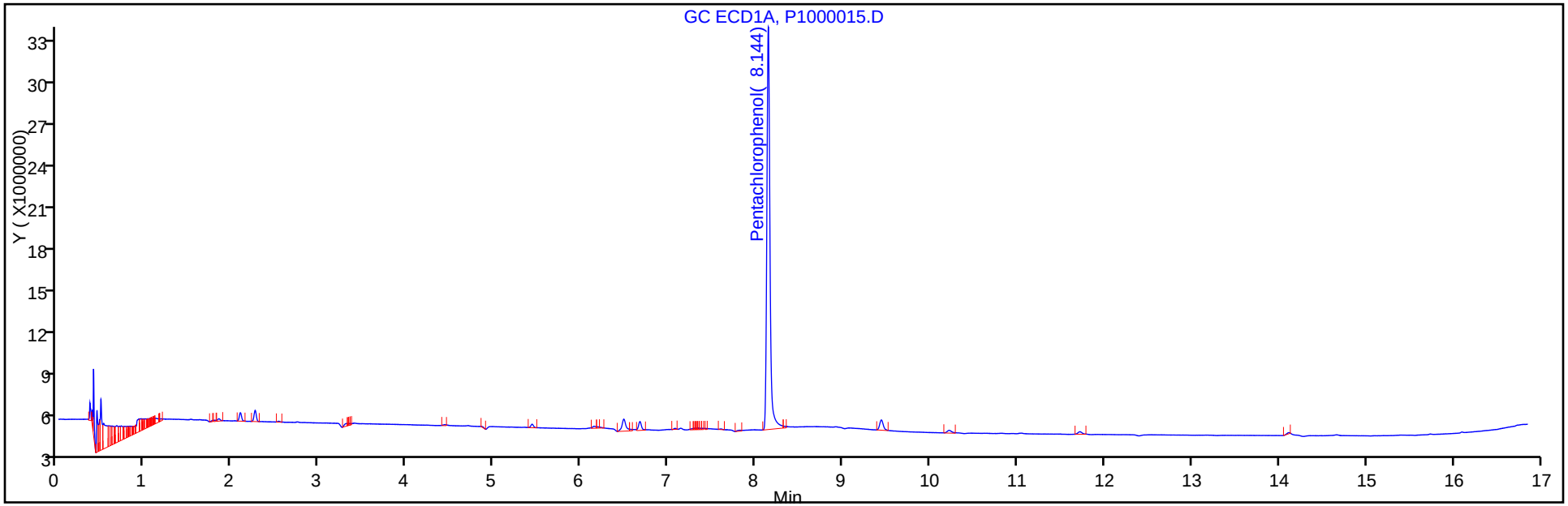

Y Scaling:

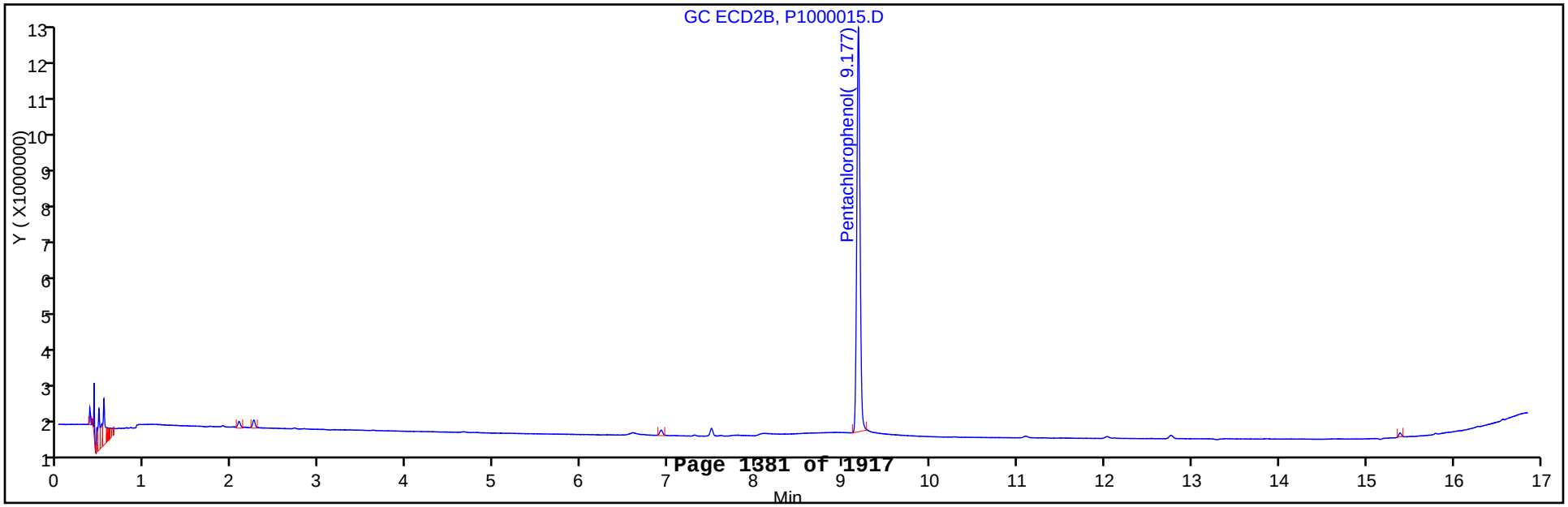

TestAmerica Canton
Target Compound Quantitation Report

Data File:	\\NCChrom\ChromData\A2HP1\20130318-18061.b\P1000016.D		
Lims ID:	Std PCP4	Client ID:	
Inject. Date:	18-Mar-2013 21:27:10	Dil. Factor:	1.0000
Sample Type:	IC	Calib Level:	4
Sample ID:	240-0018061-016		
Misc. Info.:			
Operator:	001754	Instrument ID:	A2HP1
Injection Vol:	1.0 ul	ALS Bottle#:	16
Lims Batch ID:	78658	Lims Sample ID:	16
Sublist:	chrom-8151_1*sub1		
Detector 1 :	GC ECD1A		
Detector 2 :	GC ecd2b		

Method:	\\NCChrom\ChromData\A2HP1\20130318-18061.b\8151_1.m		
Last Update:	19-Mar-2013 09:19:35	Calib Date:	18-Mar-2013 22:13:58
Quant Method:	External Standard	Quant By:	Initial Calibration
Last ICal File:	\\NCChrom\ChromData\A2HP1\20130318-18061.b\P1000018.D		
Limit Group:	GC 8151 DOD		
Integrator:	Falcon		
Column Type:		Column Dia:	
Process Host:	XAWRK035		

Det	RT	EXP RT	DLT RT	Response	On-Col Amt ng/ul	Flags
11 Pentachlorophenol						
1	8.143	8.144	-0.001	53942526	0.0204	
2	9.177	9.177	0.000	19805799	0.0198	
					RPD = 2.80	

Report Date: 19-Mar-2013 09:19:35 Chrom Revision: 2.0 01-Feb-2013 10:03:10

TestAmerica Canton

Data File:	\\NCChrom\ChromData\A2HP1\20130318-18061.b\P1000016.D		
Injection Date:	18-Mar-2013 21:27:10	Limit Group:	GC 8151 DOD
Client ID:		Instrument ID:	A2HP1
Lims Batch ID:	78658	Lims Sample ID:	16
Operator ID:	001754	Injection Vol:	1.0 ul
Column Type:		Column Dia:	

Y Scaling:

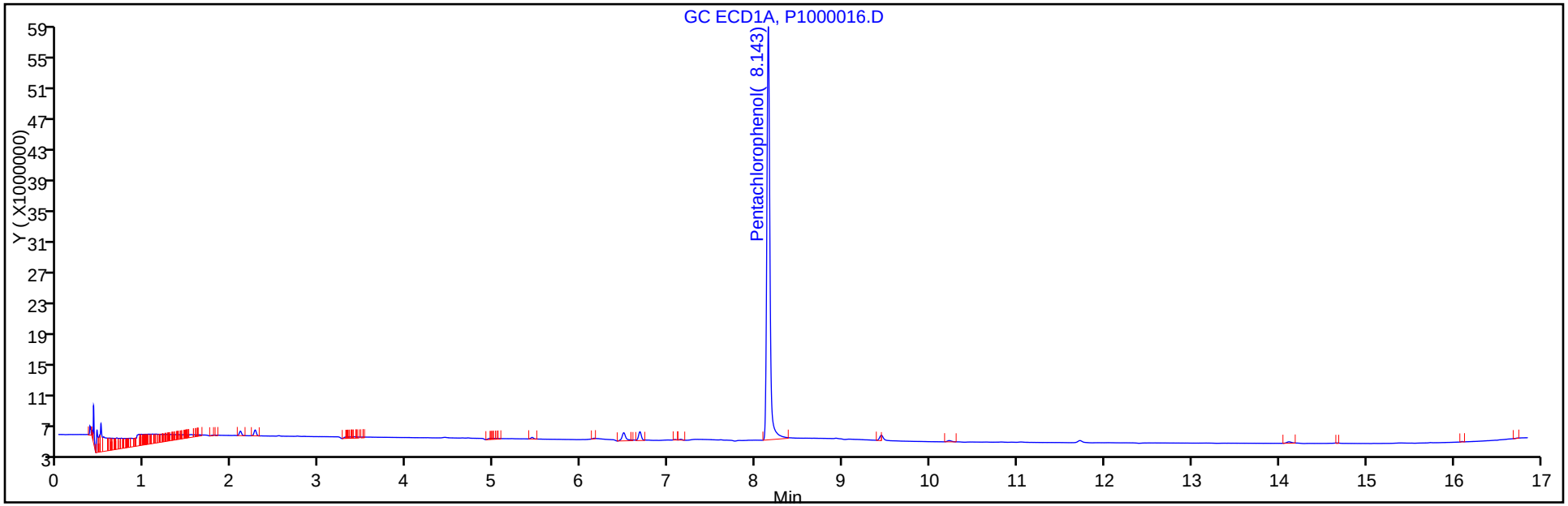

Y Scaling:

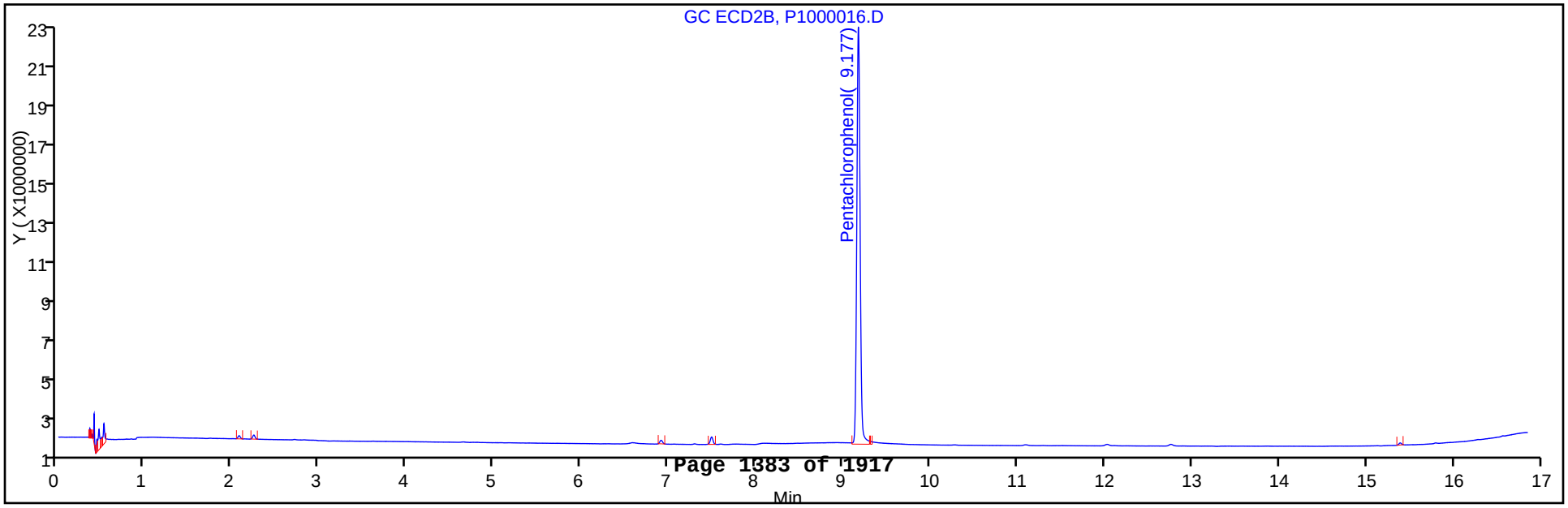

TestAmerica Canton
Target Compound Quantitation Report

Data File:	\\NCChrom\ChromData\A2HP1\20130318-18061.b\P1000017.D		
Lims ID:	Std PCP5	Client ID:	
Inject. Date:	18-Mar-2013 21:50:35	Dil. Factor:	1.0000
Sample Type:	IC	Calib Level:	5
Sample ID:	240-0018061-017		
Misc. Info.:			
Operator:	001754	Instrument ID:	A2HP1
Injection Vol:	1.0 ul	ALS Bottle#:	17
Lims Batch ID:	78658	Lims Sample ID:	17
Sublist:	chrom-8151_1*sub1		
Detector 1 :	GC ECD1A		
Detector 2 :	GC ecd2b		

Method:	\\NCChrom\ChromData\A2HP1\20130318-18061.b\8151_1.m		
Last Update:	19-Mar-2013 09:19:36	Calib Date:	18-Mar-2013 22:13:58
Quant Method:	External Standard	Quant By:	Initial Calibration
Last ICal File:	\\NCChrom\ChromData\A2HP1\20130318-18061.b\P1000018.D		
Limit Group:	GC 8151 DOD		
Integrator:	Falcon		
Column Type:		Column Dia:	
Process Host:	XAWRK035		

Det	RT	EXP RT	DLT RT	Response	On-Col Amt ng/ul	Flags
11 Pentachlorophenol						
1	8.143	8.144	-0.001	107035001	0.0409	
2	9.178	9.177	0.001	39576257	0.0396	
					RPD = 3.26	

Report Date: 19-Mar-2013 09:19:36 Chrom Revision: 2.0 01-Feb-2013 10:03:10

TestAmerica Canton

Data File:	\\NCChrom\ChromData\A2HP1\20130318-18061.b\P1000017.D		
Injection Date:	18-Mar-2013 21:50:35	Limit Group:	GC 8151 DOD
Client ID:		Instrument ID:	A2HP1
Lims Batch ID:	78658	Lims Sample ID:	17
Operator ID:	001754	Injection Vol:	1.0 ul
Column Type:		Column Dia:	

Y Scaling:

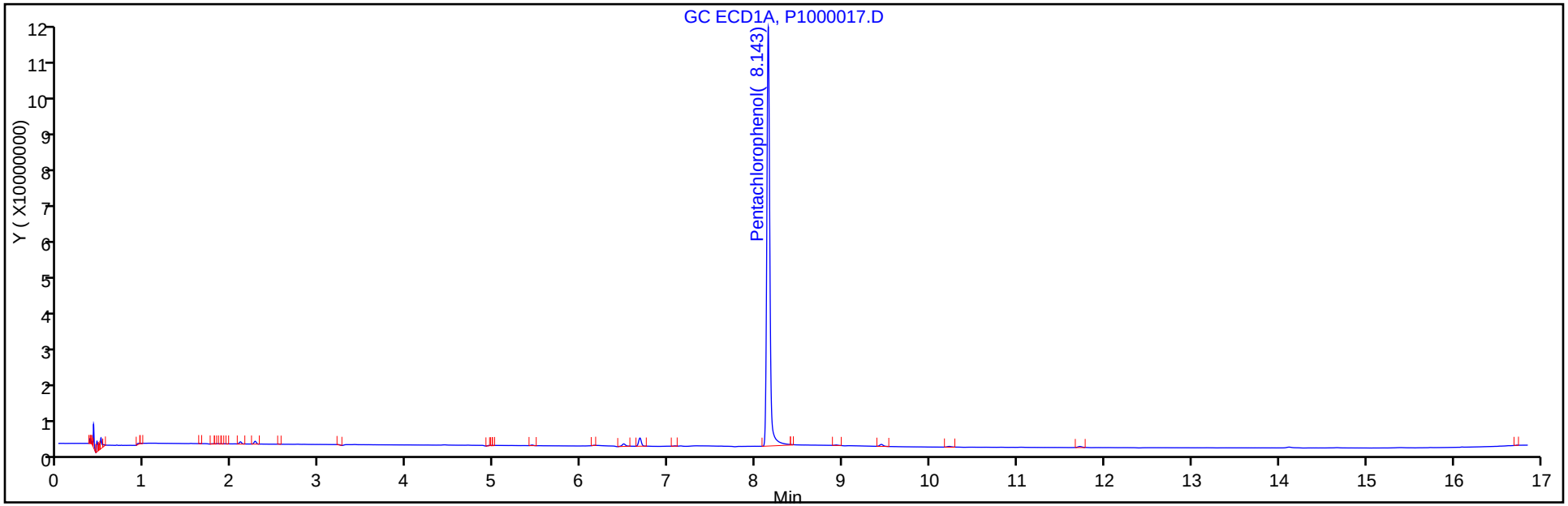

Y Scaling:

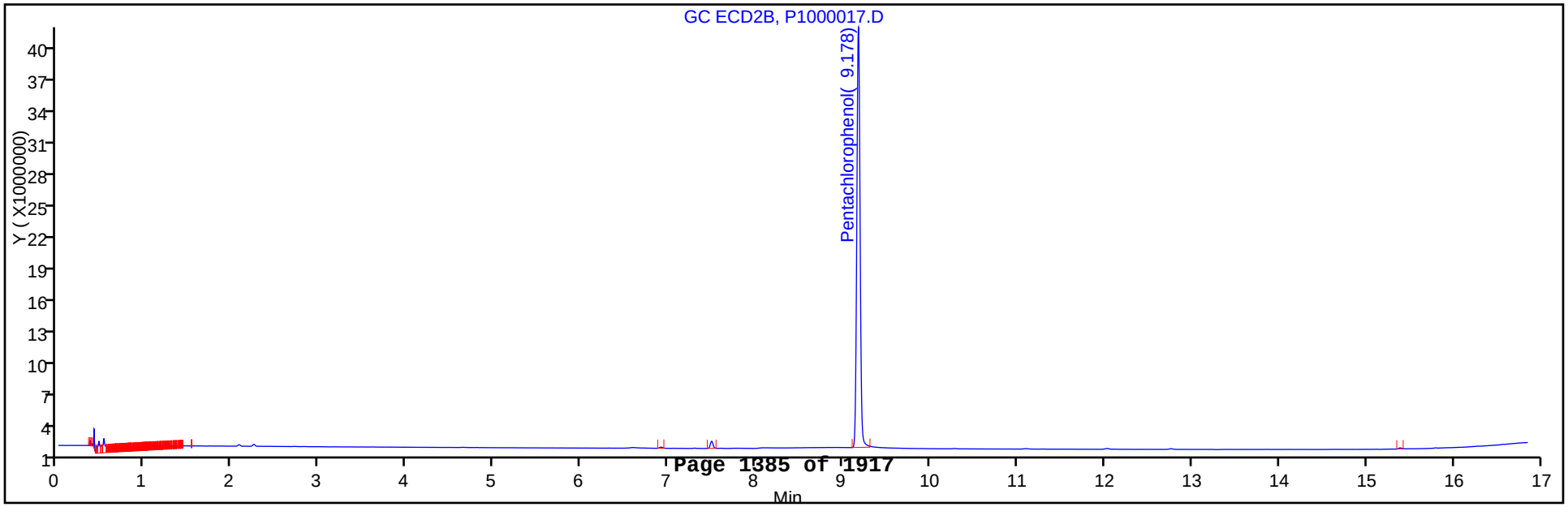

TestAmerica Canton
Target Compound Quantitation Report

Data File:	\\NCChrom\ChromData\A2HP1\20130318-18061.b\P1000018.D		
Lims ID:	Std PCP6	Client ID:	
Inject. Date:	18-Mar-2013 22:13:58	Dil. Factor:	1.0000
Sample Type:	IC	Calib Level:	6
Sample ID:	240-0018061-018		
Misc. Info.:			
Operator:	001754	Instrument ID:	A2HP1
Injection Vol:	1.0 ul	ALS Bottle#:	18
Lims Batch ID:	78658	Lims Sample ID:	18
Sublist:	chrom-8151_1*sub1		
Detector 1 :	GC ECD1A		
Detector 2 :	GC ecd2b		

Method:	\\NCChrom\ChromData\A2HP1\20130318-18061.b\8151_1.m		
Last Update:	19-Mar-2013 09:19:37	Calib Date:	18-Mar-2013 22:13:58
Quant Method:	External Standard	Quant By:	Initial Calibration
Last ICal File:	\\NCChrom\ChromData\A2HP1\20130318-18061.b\P1000018.D		
Limit Group:	GC 8151 DOD		
Integrator:	Falcon		
Column Type:		Column Dia:	
Process Host:	XAWRK035		

Det	RT	EXP RT	DLT RT	Response	On-Col Amt ng/ul	Flags
11 Pentachlorophenol						
1	8.143	8.144	-0.001	201883048	0.0775	
2	9.178	9.177	0.001	74994296	0.0750	
					RPD = 3.34	

Report Date: 19-Mar-2013 09:19:37 Chrom Revision: 2.0 01-Feb-2013 10:03:10

TestAmerica Canton

Data File:	\\NCChrom\ChromData\A2HP1\20130318-18061.b\P1000018.D		
Injection Date:	18-Mar-2013 22:13:58	Limit Group:	GC 8151 DOD
Client ID:		Instrument ID:	A2HP1
Lims Batch ID:	78658	Lims Sample ID:	18
Operator ID:	001754	Injection Vol:	1.0 ul
Column Type:		Column Dia:	

Y Scaling:

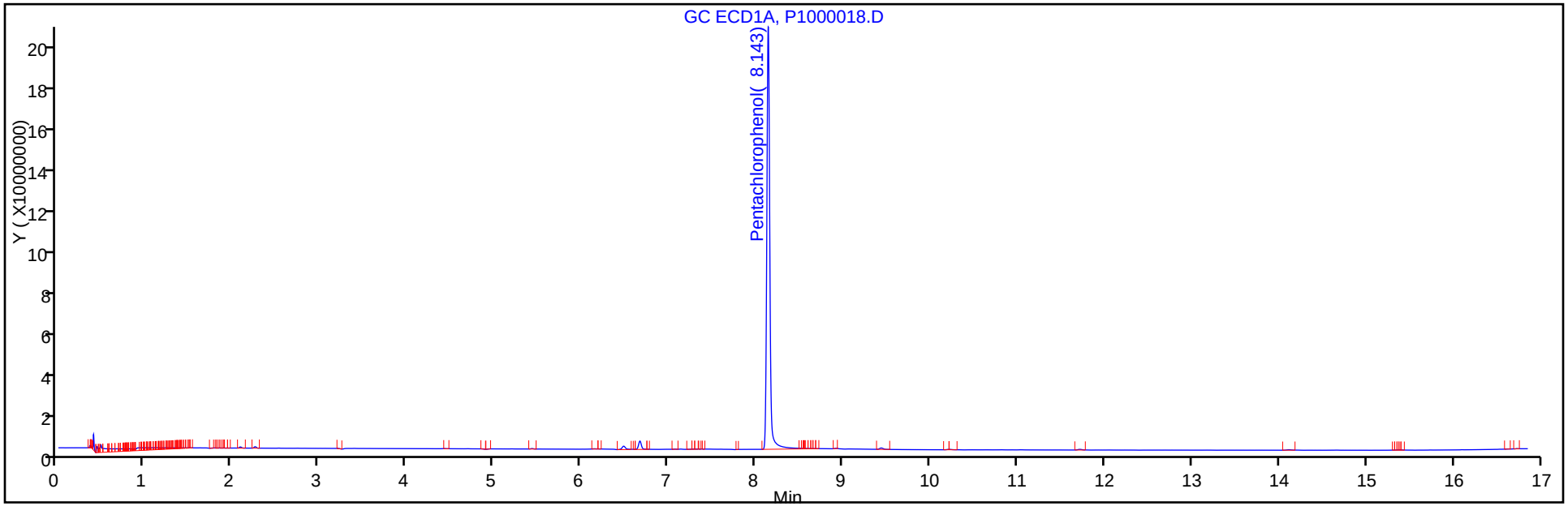

Y Scaling:

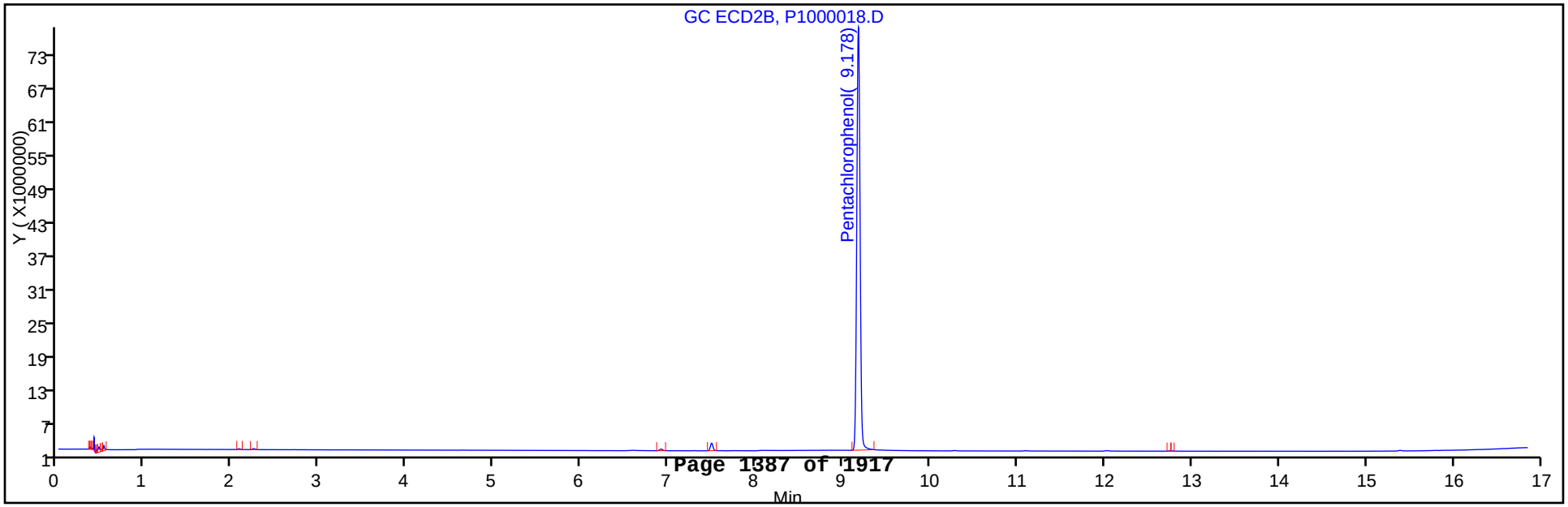

FORM VI
GC SEMI VOA INITIAL CALIBRATION DATA
EXTERNAL STANDARD RETENTION TIME SUMMARY

Lab Name: TestAmerica Canton Job No.: 240-21987-1 Analy Batch No.: 78658

SDG No.:

Instrument ID: A2HP1 GC Column: CLP-2 ID: 0.53(mm) Heated Purge: (Y/N) N

Calibration Start Date: 03/18/2013 20:16 Calibration End Date: 03/18/2013 22:13 Calibration ID: 14173

Calibration Files:

LEVEL:	LAB SAMPLE ID:	LAB FILE ID:
Level 1	STD 240-78658/13	P1000013.D
Level 2	STD 240-78658/14	P1000014.D
Level 3	STD 240-78658/15	P1000015.D
Level 4	STD 240-78658/16	P1000016.D
Level 5	STD 240-78658/17	P1000017.D
Level 6	STD 240-78658/18	P1000018.D

ANALYTE	LVL 1	LVL 2	LVL 3	LVL 4	LVL 5	LVL 6					RT WINDOW	AVG RT
Pentachlorophenol	9.178	9.177	9.177	9.177	9.178	9.178					9.157 - 9.197	9.178

FORM VI
GC SEMI VOA INITIAL CALIBRATION DATA
EXTERNAL STANDARD CURVE EVALUATION

Lab Name: TestAmerica Canton Job No.: 240-21987-1 Analy Batch No.: 78658

SDG No.:

Instrument ID: A2HP1 GC Column: CLP-2 ID: 0.53(mm) Heated Purge: (Y/N) N

Calibration Start Date: 03/18/2013 20:16 Calibration End Date: 03/18/2013 22:13 Calibration ID: 14173

Calibration Files:

LEVEL:	LAB SAMPLE ID:	LAB FILE ID:
Level 1	STD 240-78658/13	P1000013.D
Level 2	STD 240-78658/14	P1000014.D
Level 3	STD 240-78658/15	P1000015.D
Level 4	STD 240-78658/16	P1000016.D
Level 5	STD 240-78658/17	P1000017.D
Level 6	STD 240-78658/18	P1000018.D

ANALYTE	CF				CURVE TYPE	COEFFICIENT			#	MIN CF	%RSD	#	MAX %RSD	R^2 OR COD	#	MIN R^2 OR COD
	LVL 1 LVL 5	LVL 2 LVL 6	LVL 3	LVL 4		B	M1	M2								
Pentachlorophenol	1055362000 989406425	1010524000 937428700	1019590200	990289950	Ave		1000433546				3.9		20.0			

Note: The m1 coefficient is the same as Ave CF for an Ave curve type.

FORM VI
GC SEMI VOA INITIAL CALIBRATION DATA
EXTERNAL STANDARD RESPONSE AND CONCENTRATION

Lab Name: TestAmerica Canton Job No.: 240-21987-1 Analy Batch No.: 78658

SDG No.:

Instrument ID: A2HP1 GC Column: CLP-2 ID: 0.53(mm) Heated Purge: (Y/N) N

Calibration Start Date: 03/18/2013 20:16 Calibration End Date: 03/18/2013 22:13 Calibration ID: 14173

Calibration Files:

LEVEL:	LAB SAMPLE ID:	LAB FILE ID:
Level 1	STD 240-78658/13	P1000013.D
Level 2	STD 240-78658/14	P1000014.D
Level 3	STD 240-78658/15	P1000015.D
Level 4	STD 240-78658/16	P1000016.D
Level 5	STD 240-78658/17	P1000017.D
Level 6	STD 240-78658/18	P1000018.D

ANALYTE	CURVE TYPE	RESPONSE					CONCENTRATION (NG/UL)				
		LVL 1 LVL 6	LVL 2	LVL 3	LVL 4	LVL 5	LVL 1 LVL 6	LVL 2	LVL 3	LVL 4	LVL 5
Pentachlorophenol	Ave	527681 74994296	5052620	10195902	19805799	39576257	0.000500 0.0800	0.00500	0.0100	0.0200	0.0400

Curve Type Legend:

Ave = Average by Height

TestAmerica Canton
Target Compound Quantitation Report

Data File:	\\NCChrom\ChromData\A2HP1\20130318-18061.b\P1000013.D		
Lims ID:	Std PCP1	Client ID:	
Inject. Date:	18-Mar-2013 20:16:57	Dil. Factor:	1.0000
Sample Type:	IC	Calib Level:	1
Sample ID:	240-0018061-013		
Misc. Info.:			
Operator:	001754	Instrument ID:	A2HP1
Injection Vol:	1.0 ul	ALS Bottle#:	13
Lims Batch ID:	78658	Lims Sample ID:	13
Sublist:	chrom-8151_1*sub1		
Detector 1 :	GC ECD1A		
Detector 2 :	GC ecd2b		

Method:	\\NCChrom\ChromData\A2HP1\20130318-18061.b\8151_1.m		
Last Update:	19-Mar-2013 09:19:32	Calib Date:	18-Mar-2013 22:13:58
Quant Method:	External Standard	Quant By:	Initial Calibration
Last ICal File:	\\NCChrom\ChromData\A2HP1\20130318-18061.b\P1000018.D		
Limit Group:	GC 8151 DOD		
Integrator:	Falcon		
Column Type:		Column Dia:	
Process Host:	XAWRK035		

Det	RT	EXP RT	DLT RT	Response	On-Col Amt ng/ul	Flags
11 Pentachlorophenol						
1	8.144	8.144	0.000	2247878	0.000388	
2	9.178	9.177	0.001	527681	0.000527	
					RPD = 30.41	

Report Date: 19-Mar-2013 09:19:32 Chrom Revision: 2.0 01-Feb-2013 10:03:10

TestAmerica Canton

Data File:	\\NCChrom\ChromData\A2HP1\20130318-18061.b\P1000013.D		
Injection Date:	18-Mar-2013 20:16:57	Limit Group:	GC 8151 DOD
Client ID:		Instrument ID:	A2HP1
Lims Batch ID:	78658	Lims Sample ID:	13
Operator ID:	001754	Injection Vol:	1.0 ul
Column Type:		Column Dia:	

Y Scaling:

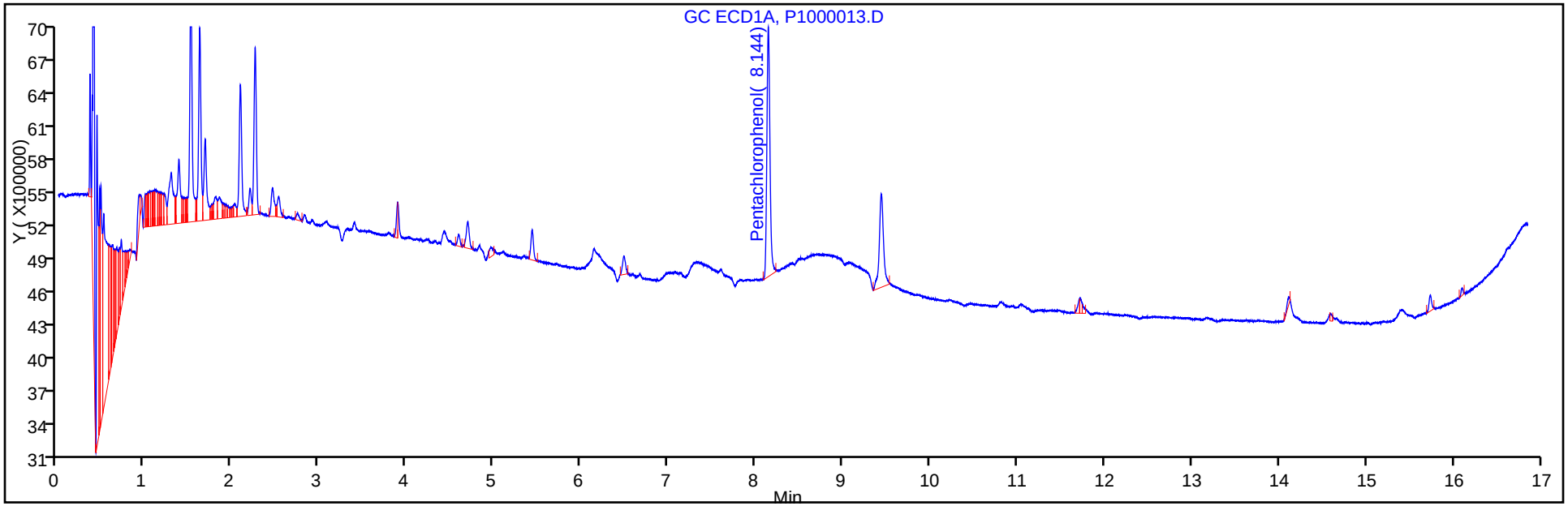

Y Scaling:

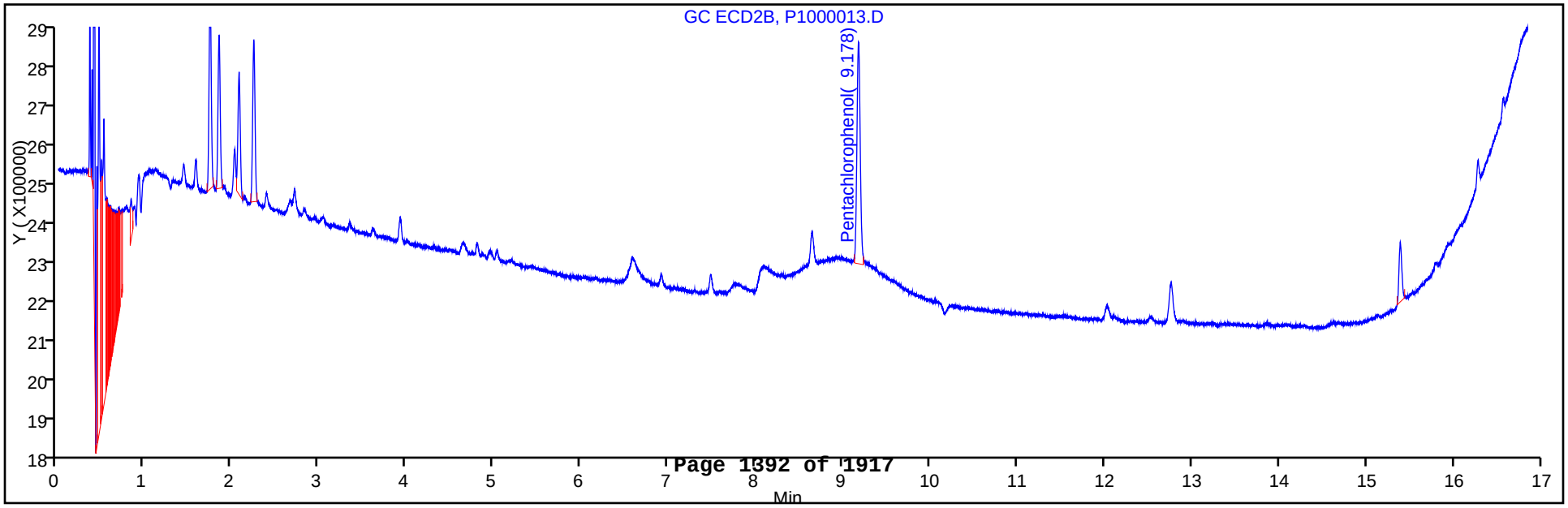

TestAmerica Canton
Target Compound Quantitation Report

Data File:	\\NCChrom\ChromData\A2HP1\20130318-18061.b\P1000014.D		
Lims ID:	Std PCP2	Client ID:	
Inject. Date:	18-Mar-2013 20:40:17	Dil. Factor:	1.0000
Sample Type:	IC	Calib Level:	2
Sample ID:	240-0018061-014		
Misc. Info.:			
Operator:	001754	Instrument ID:	A2HP1
Injection Vol:	1.0 ul	ALS Bottle#:	14
Lims Batch ID:	78658	Lims Sample ID:	14
Sublist:	chrom-8151_1*sub1		
Detector 1 :	GC ECD1A		
Detector 2 :	GC ecd2b		

Method:	\\NCChrom\ChromData\A2HP1\20130318-18061.b\8151_1.m		
Last Update:	19-Mar-2013 09:19:33	Calib Date:	18-Mar-2013 22:13:58
Quant Method:	External Standard	Quant By:	Initial Calibration
Last ICal File:	\\NCChrom\ChromData\A2HP1\20130318-18061.b\P1000018.D		
Limit Group:	GC 8151 DOD		
Integrator:	Falcon		
Column Type:		Column Dia:	
Process Host:	XAWRK035		

Det	RT	EXP RT	DLT RT	Response	On-Col Amt ng/ul	Flags
11 Pentachlorophenol						
1	8.145	8.144	0.001	16198092	0.005777	
2	9.177	9.177	0.000	5052620	0.005050	
					RPD = 13.43	

Report Date: 19-Mar-2013 09:19:33 Chrom Revision: 2.0 01-Feb-2013 10:03:10

TestAmerica Canton

Data File:	\\NCChrom\ChromData\A2HP1\20130318-18061.b\P1000014.D		
Injection Date:	18-Mar-2013 20:40:17	Limit Group:	GC 8151 DOD
Client ID:		Instrument ID:	A2HP1
Lims Batch ID:	78658	Lims Sample ID:	14
Operator ID:	001754	Injection Vol:	1.0 ul
Column Type:		Column Dia:	

Y Scaling:

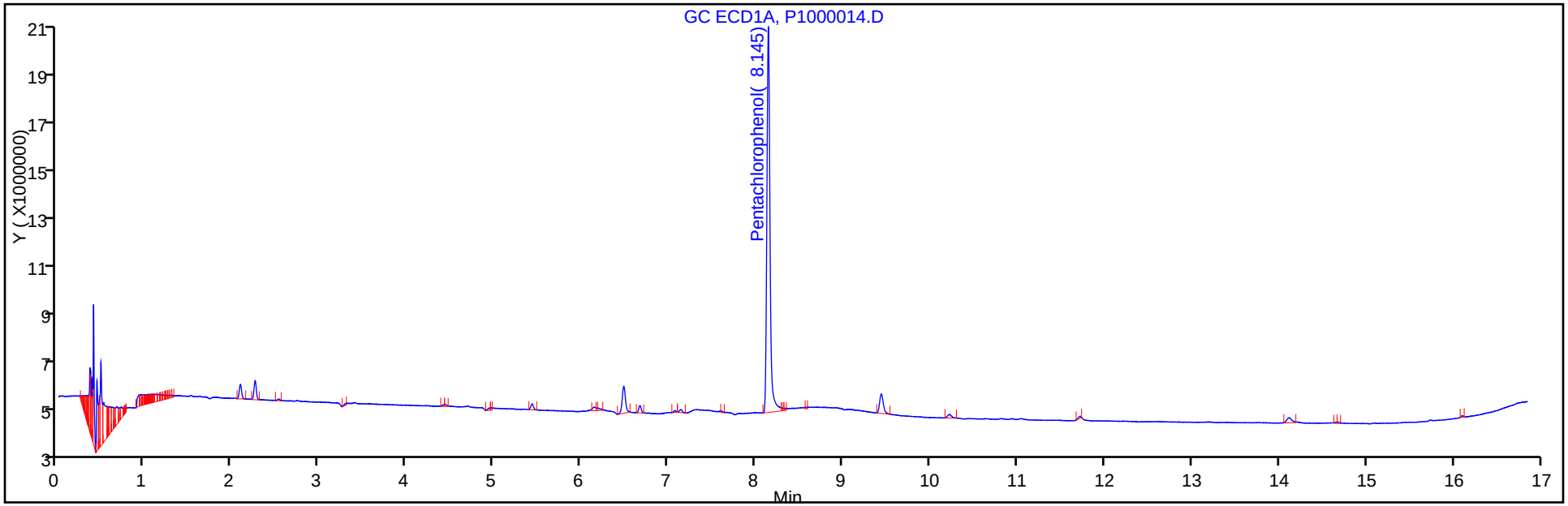

Y Scaling:

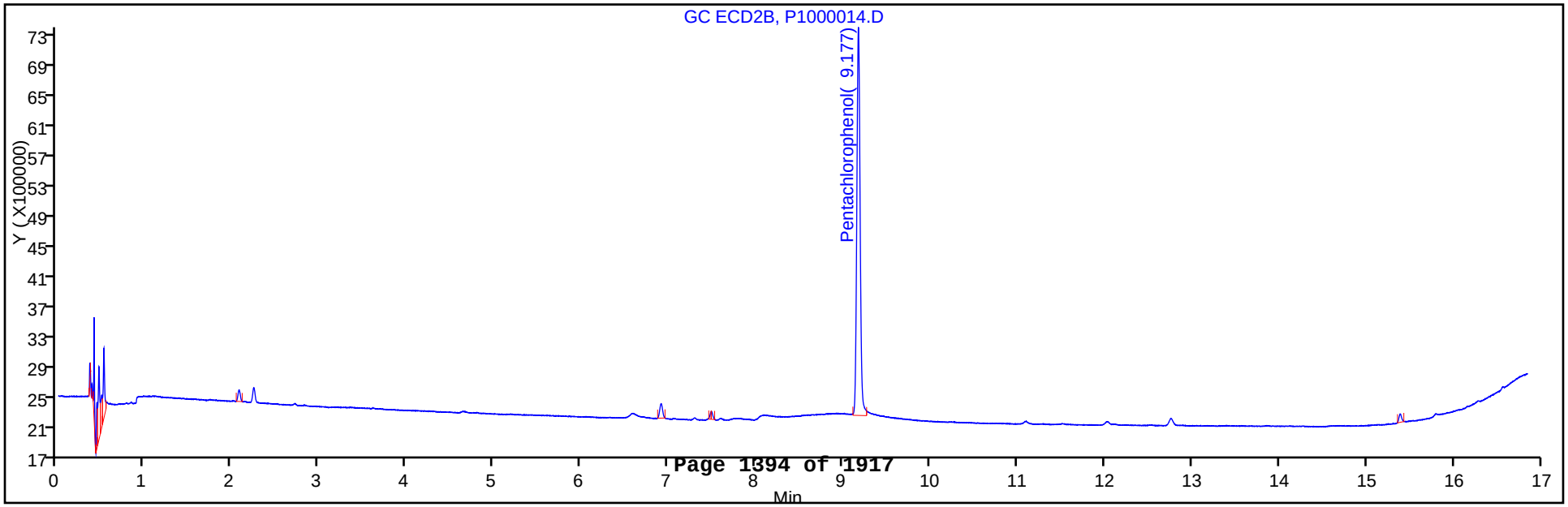

TestAmerica Canton
Target Compound Quantitation Report

Data File:	\\NCChrom\ChromData\A2HP1\20130318-18061.b\P1000015.D		
Lims ID:	Std PCP3	Client ID:	
Inject. Date:	18-Mar-2013 21:03:42	Dil. Factor:	1.0000
Sample Type:	ICRT	Calib Level:	3
Sample ID:	240-0018061-015		
Misc. Info.:			
Operator:	001754	Instrument ID:	A2HP1
Injection Vol:	1.0 ul	ALS Bottle#:	15
Lims Batch ID:	78658	Lims Sample ID:	15
Sublist:	chrom-8151_1*sub1		
Detector 1 :	GC ECD1A		
Detector 2 :	GC ecd2b		

Method:	\\NCChrom\ChromData\A2HP1\20130318-18061.b\8151_1.m		
Last Update:	19-Mar-2013 09:19:34	Calib Date:	18-Mar-2013 22:13:58
Quant Method:	External Standard	Quant By:	Initial Calibration
Last ICal File:	\\NCChrom\ChromData\A2HP1\20130318-18061.b\P1000018.D		
Limit Group:	GC 8151 DOD		
Integrator:	Falcon		
Column Type:		Column Dia:	
Process Host:	XAWRK035		

Det	RT	EXP RT	DLT RT	Response	On-Col Amt ng/ul	Flags
11 Pentachlorophenol						
1	8.144	8.144	0.000	28667645	0.0106	
2	9.177	9.177	0.000	10195902	0.0102	
					RPD = 3.88	

Report Date: 19-Mar-2013 09:19:34 Chrom Revision: 2.0 01-Feb-2013 10:03:10

TestAmerica Canton

Data File:	\\NCChrom\ChromData\A2HP1\20130318-18061.b\P1000015.D		
Injection Date:	18-Mar-2013 21:03:42	Limit Group:	GC 8151 DOD
Client ID:		Instrument ID:	A2HP1
Lims Batch ID:	78658	Lims Sample ID:	15
Operator ID:	001754	Injection Vol:	1.0 ul
Column Type:		Column Dia:	

Y Scaling:

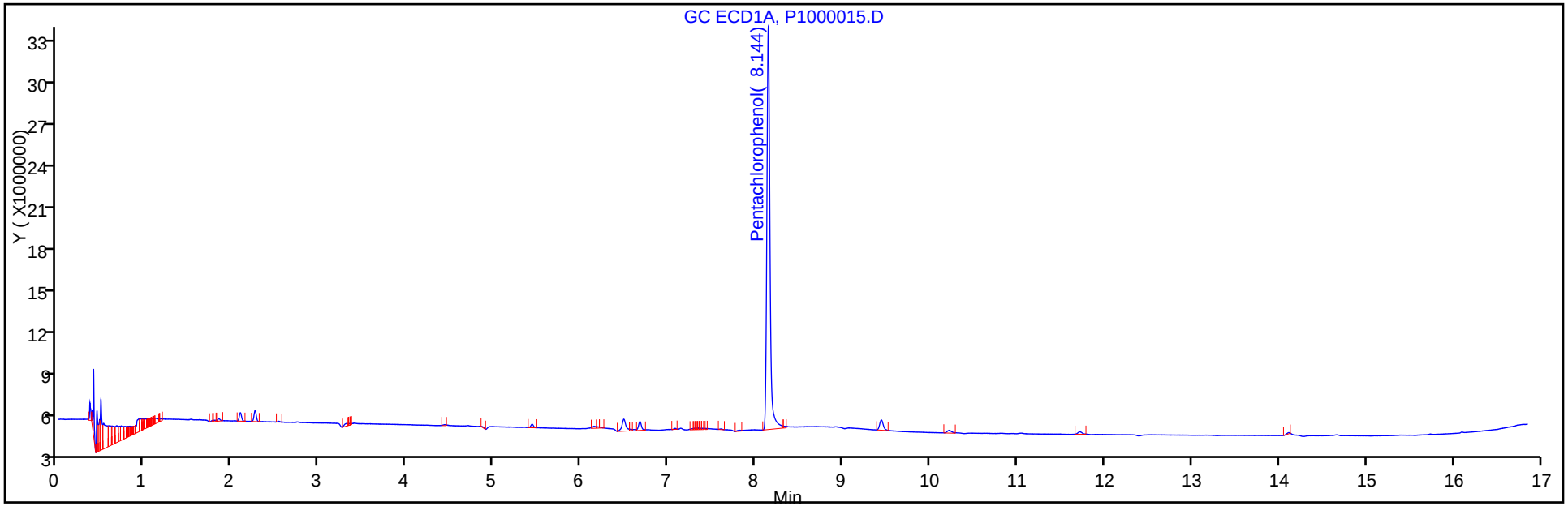

Y Scaling:

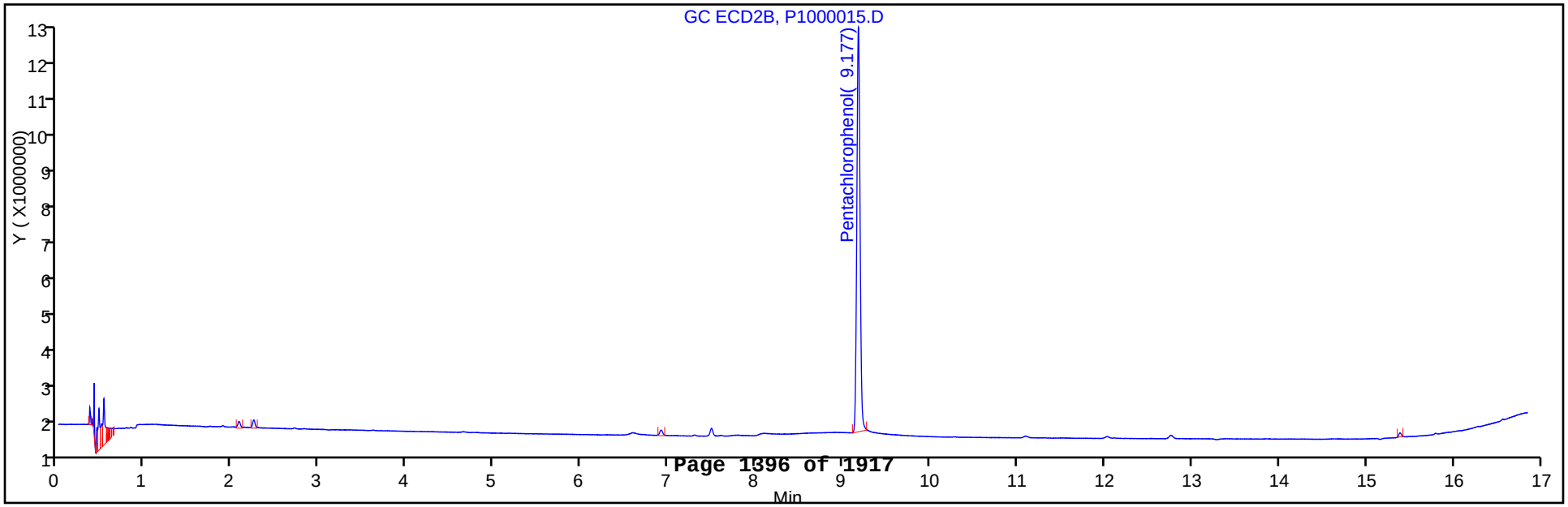

TestAmerica Canton
Target Compound Quantitation Report

Data File:	\\NCChrom\ChromData\A2HP1\20130318-18061.b\P1000016.D		
Lims ID:	Std PCP4	Client ID:	
Inject. Date:	18-Mar-2013 21:27:10	Dil. Factor:	1.0000
Sample Type:	IC	Calib Level:	4
Sample ID:	240-0018061-016		
Misc. Info.:			
Operator:	001754	Instrument ID:	A2HP1
Injection Vol:	1.0 ul	ALS Bottle#:	16
Lims Batch ID:	78658	Lims Sample ID:	16
Sublist:	chrom-8151_1*sub1		
Detector 1 :	GC ECD1A		
Detector 2 :	GC ecd2b		

Method:	\\NCChrom\ChromData\A2HP1\20130318-18061.b\8151_1.m		
Last Update:	19-Mar-2013 09:19:35	Calib Date:	18-Mar-2013 22:13:58
Quant Method:	External Standard	Quant By:	Initial Calibration
Last ICal File:	\\NCChrom\ChromData\A2HP1\20130318-18061.b\P1000018.D		
Limit Group:	GC 8151 DOD		
Integrator:	Falcon		
Column Type:		Column Dia:	
Process Host:	XAWRK035		

Det	RT	EXP RT	DLT RT	Response	On-Col Amt ng/ul	Flags
11 Pentachlorophenol						
1	8.143	8.144	-0.001	53942526	0.0204	
2	9.177	9.177	0.000	19805799	0.0198	
					RPD = 2.80	

Report Date: 19-Mar-2013 09:19:35 Chrom Revision: 2.0 01-Feb-2013 10:03:10

TestAmerica Canton

Data File:	\\NCChrom\ChromData\A2HP1\20130318-18061.b\P1000016.D		
Injection Date:	18-Mar-2013 21:27:10	Limit Group:	GC 8151 DOD
Client ID:		Instrument ID:	A2HP1
Lims Batch ID:	78658	Lims Sample ID:	16
Operator ID:	001754	Injection Vol:	1.0 ul
Column Type:		Column Dia:	

Y Scaling:

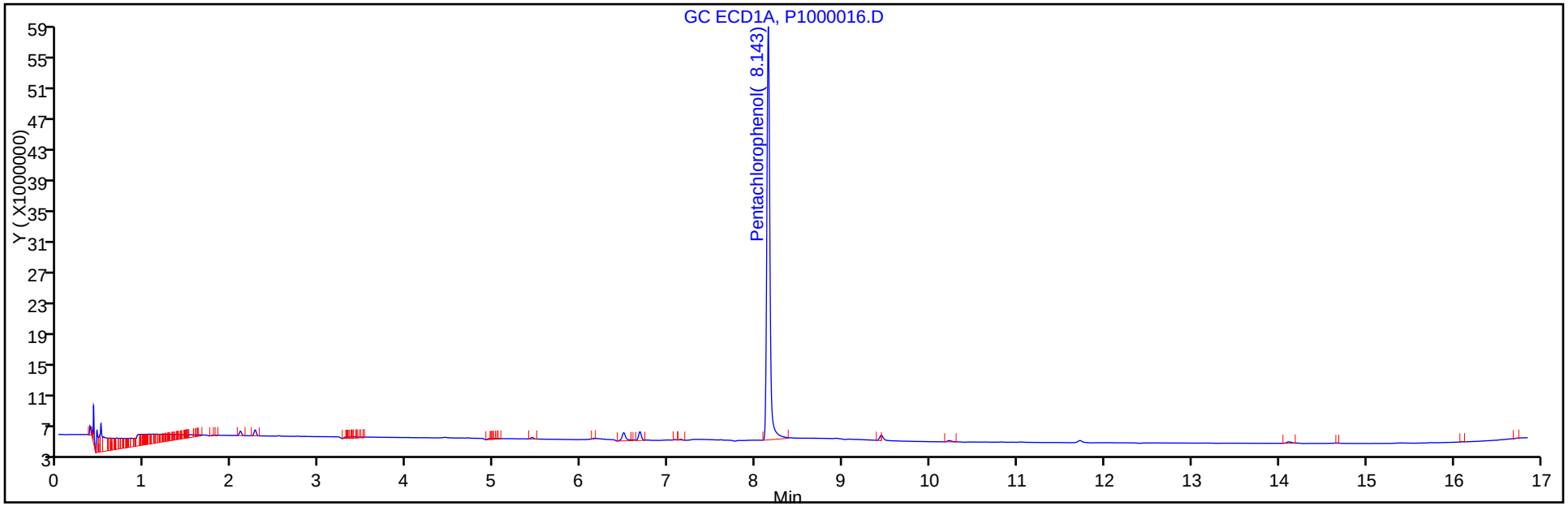

Y Scaling:

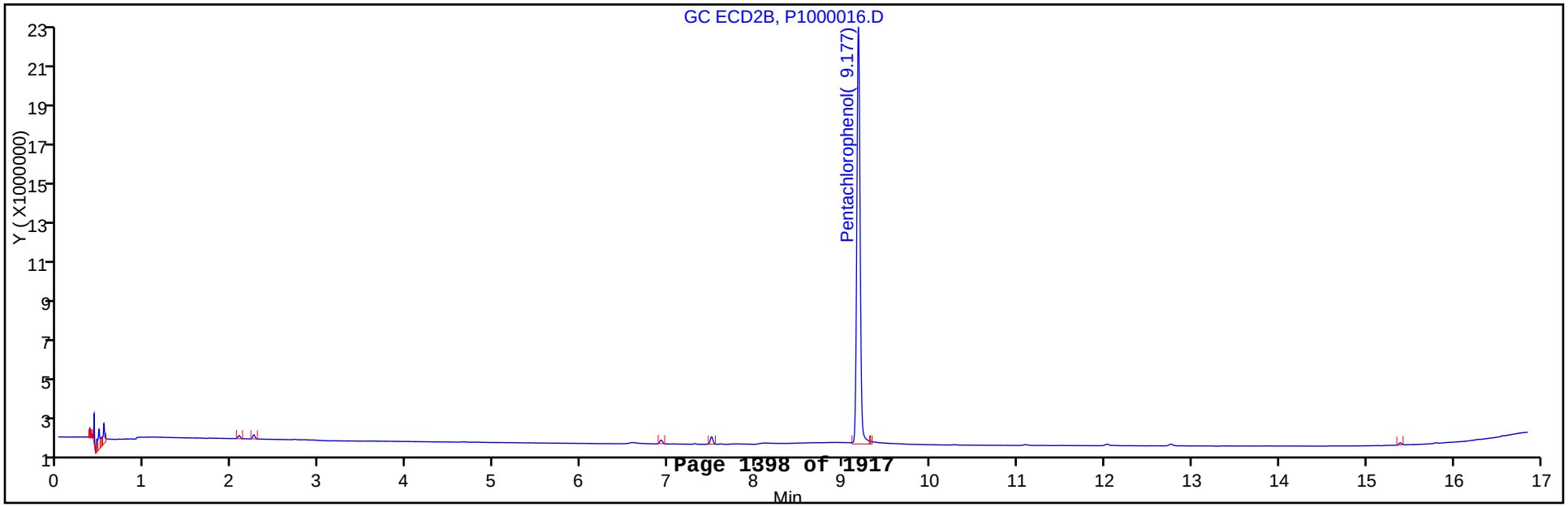

TestAmerica Canton
Target Compound Quantitation Report

Data File:	\\NCChrom\ChromData\A2HP1\20130318-18061.b\P1000017.D		
Lims ID:	Std PCP5	Client ID:	
Inject. Date:	18-Mar-2013 21:50:35	Dil. Factor:	1.0000
Sample Type:	IC	Calib Level:	5
Sample ID:	240-0018061-017		
Misc. Info.:			
Operator:	001754	Instrument ID:	A2HP1
Injection Vol:	1.0 ul	ALS Bottle#:	17
Lims Batch ID:	78658	Lims Sample ID:	17
Sublist:	chrom-8151_1*sub1		
Detector 1 :	GC ECD1A		
Detector 2 :	GC ecd2b		

Method:	\\NCChrom\ChromData\A2HP1\20130318-18061.b\8151_1.m		
Last Update:	19-Mar-2013 09:19:36	Calib Date:	18-Mar-2013 22:13:58
Quant Method:	External Standard	Quant By:	Initial Calibration
Last ICal File:	\\NCChrom\ChromData\A2HP1\20130318-18061.b\P1000018.D		
Limit Group:	GC 8151 DOD		
Integrator:	Falcon		
Column Type:		Column Dia:	
Process Host:	XAWRK035		

Det	RT	EXP RT	DLT RT	Response	On-Col Amt ng/ul	Flags
11 Pentachlorophenol						
1	8.143	8.144	-0.001	107035001	0.0409	
2	9.178	9.177	0.001	39576257	0.0396	
					RPD = 3.26	

Report Date: 19-Mar-2013 09:19:36 Chrom Revision: 2.0 01-Feb-2013 10:03:10

TestAmerica Canton

Data File:	\\NCChrom\ChromData\A2HP1\20130318-18061.b\P1000017.D		
Injection Date:	18-Mar-2013 21:50:35	Limit Group:	GC 8151 DOD
Client ID:		Instrument ID:	A2HP1
Lims Batch ID:	78658	Lims Sample ID:	17
Operator ID:	001754	Injection Vol:	1.0 ul
Column Type:		Column Dia:	

Y Scaling:

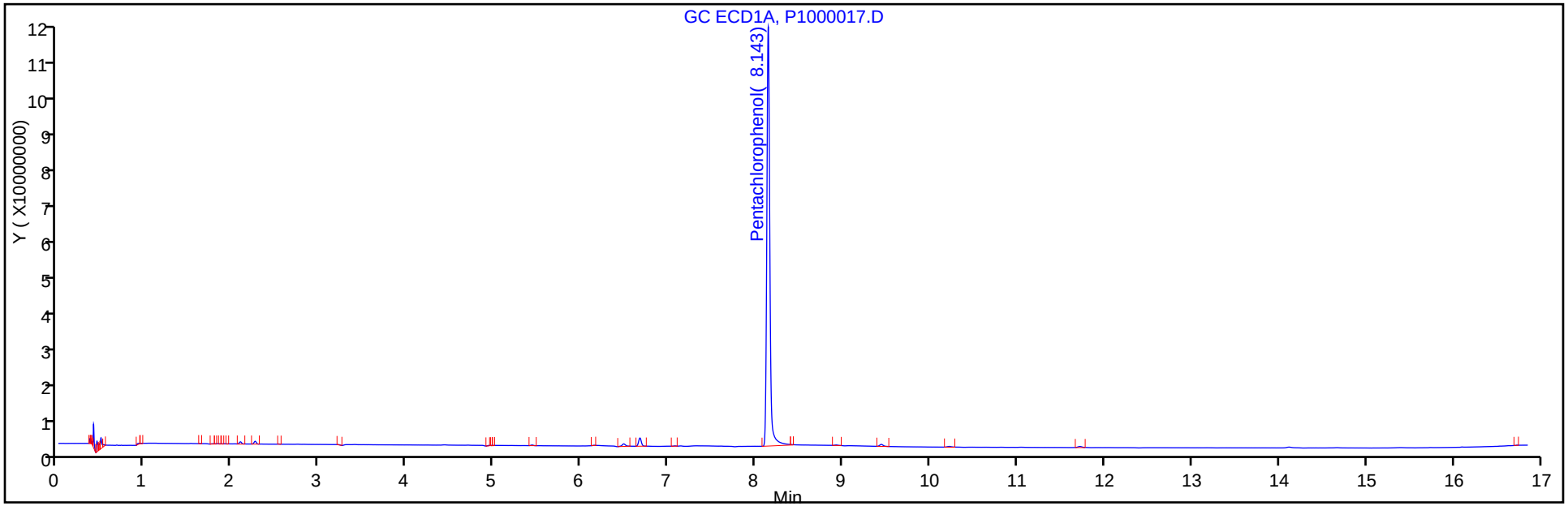

Y Scaling:

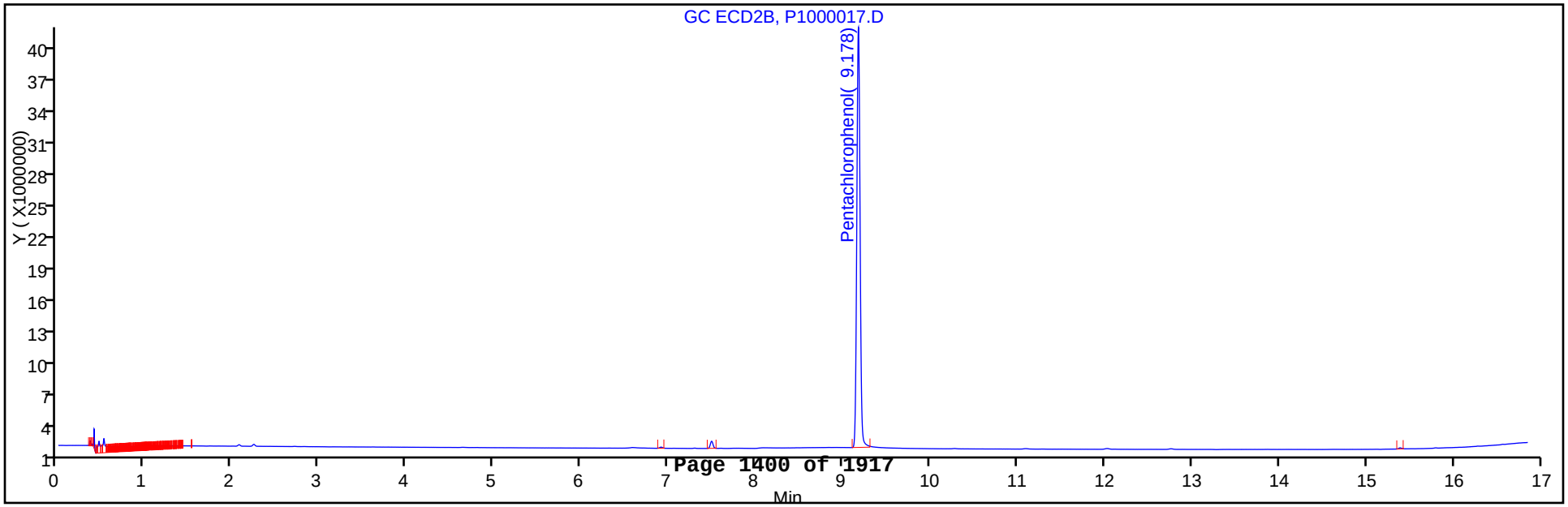

TestAmerica Canton
Target Compound Quantitation Report

Data File:	\\NCChrom\ChromData\A2HP1\20130318-18061.b\P1000018.D		
Lims ID:	Std PCP6	Client ID:	
Inject. Date:	18-Mar-2013 22:13:58	Dil. Factor:	1.0000
Sample Type:	IC	Calib Level:	6
Sample ID:	240-0018061-018		
Misc. Info.:			
Operator:	001754	Instrument ID:	A2HP1
Injection Vol:	1.0 ul	ALS Bottle#:	18
Lims Batch ID:	78658	Lims Sample ID:	18
Sublist:	chrom-8151_1*sub1		
Detector 1 :	GC ECD1A		
Detector 2 :	GC ecd2b		

Method:	\\NCChrom\ChromData\A2HP1\20130318-18061.b\8151_1.m		
Last Update:	19-Mar-2013 09:19:37	Calib Date:	18-Mar-2013 22:13:58
Quant Method:	External Standard	Quant By:	Initial Calibration
Last ICal File:	\\NCChrom\ChromData\A2HP1\20130318-18061.b\P1000018.D		
Limit Group:	GC 8151 DOD		
Integrator:	Falcon		
Column Type:		Column Dia:	
Process Host:	XAWRK035		

Det	RT	EXP RT	DLT RT	Response	On-Col Amt ng/ul	Flags
11 Pentachlorophenol						
1	8.143	8.144	-0.001	201883048	0.0775	
2	9.178	9.177	0.001	74994296	0.0750	
					RPD = 3.34	

Report Date: 19-Mar-2013 09:19:37 Chrom Revision: 2.0 01-Feb-2013 10:03:10

TestAmerica Canton

Data File:	\\NCChrom\ChromData\A2HP1\20130318-18061.b\P1000018.D		
Injection Date:	18-Mar-2013 22:13:58	Limit Group:	GC 8151 DOD
Client ID:		Instrument ID:	A2HP1
Lims Batch ID:	78658	Lims Sample ID:	18
Operator ID:	001754	Injection Vol:	1.0 ul
Column Type:		Column Dia:	

Y Scaling:

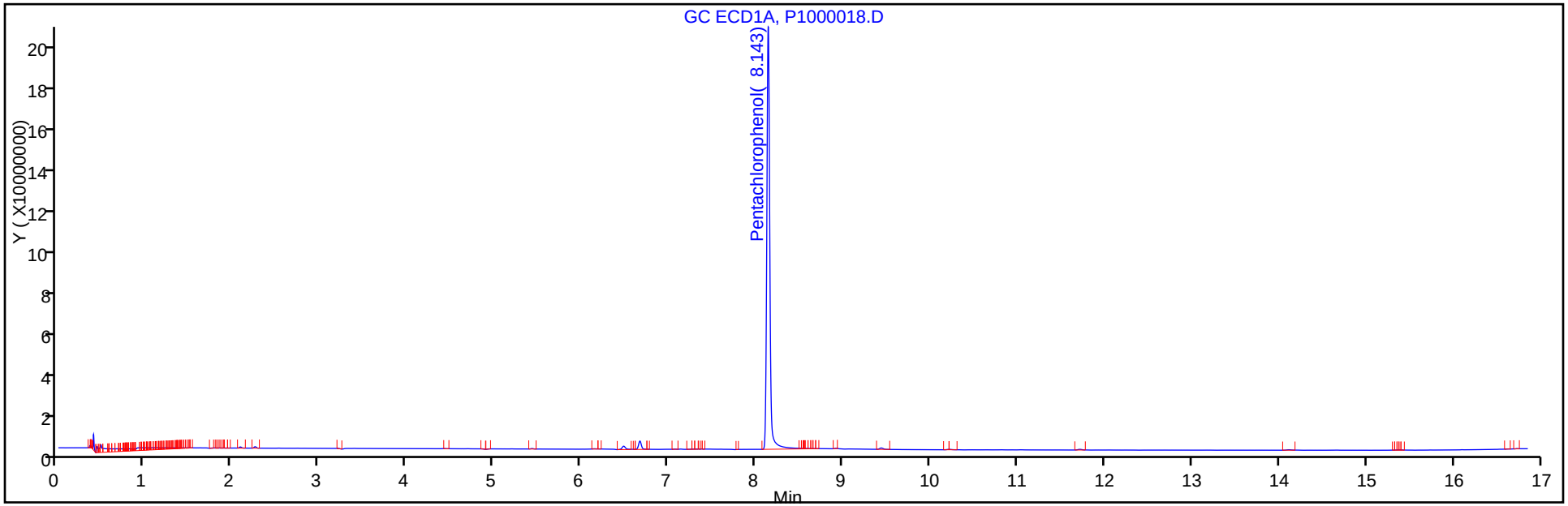

Y Scaling:

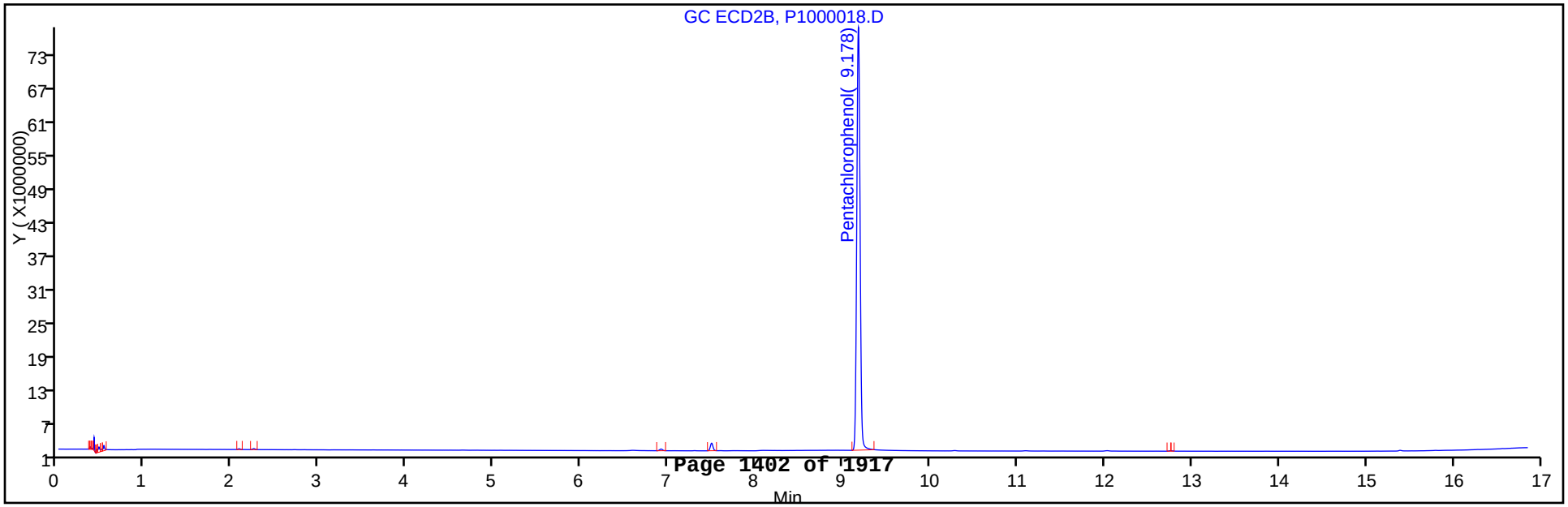

FORM VI
GC SEMI VOA INITIAL CALIBRATION DATA
EXTERNAL STANDARD RETENTION TIME SUMMARY

Lab Name: TestAmerica Canton Job No.: 240-21987-1 Analy Batch No.: 79197

SDG No.:

Instrument ID: A2HP1 GC Column: CLP-1 ID: 0.53(mm) Heated Purge: (Y/N) N

Calibration Start Date: 03/22/2013 17:26 Calibration End Date: 03/22/2013 19:24 Calibration ID: 14205

Calibration Files:

LEVEL:	LAB SAMPLE ID:	LAB FILE ID:
Level 1	STD1 240-79197/6	P1000006.D
Level 2	STD2 240-79197/7	P1000007.D
Level 3	STD3 240-79197/8	P1000008.D
Level 4	STD4 240-79197/9	P1000009.D
Level 5	STD5 240-79197/10	P1000010.D
Level 6	STD6 240-79197/11	P1000011.D

ANALYTE	LVL 1	LVL 2	LVL 3	LVL 4	LVL 5	LVL 6					RT WINDOW	AVG RT
Dalapon	1.201	1.201	1.201	1.201	1.201	1.201					1.181 - 1.221	1.201
Dicamba	7.011	7.011	7.011	7.010	7.009	7.010					6.991 - 7.031	7.010
MCPP	7.295	7.296	7.295	7.294	7.294	7.295					7.275 - 7.315	7.295
MCPA	7.456	7.456	7.455	7.455	7.454	7.455					7.435 - 7.475	7.455
Dichlorprop	7.825	7.822	7.822	7.822	7.822	7.820					7.802 - 7.842	7.822
2,4-D	8.064	8.058	8.055	8.053	8.051	8.051					8.035 - 8.075	8.055
Silvex (2,4,5-TP)	8.911	8.909	8.907	8.906	8.904	8.904					8.887 - 8.927	8.907
2,4,5-T	9.228	9.224	9.217	9.212	9.209	9.206					9.197 - 9.237	9.216
2,4-DB	9.846	9.844	9.834	9.830	9.824	9.820					9.814 - 9.854	9.833
Dinoseb	11.013	11.008	11.009	11.006	11.005	11.003					10.979 - 11.039	11.007
2,4-Dichlorophenylacetic acid	6.850	6.848	6.847	6.847	6.846	6.845					6.827 - 6.867	6.847

FORM VI
GC SEMI VOA INITIAL CALIBRATION DATA
EXTERNAL STANDARD CURVE EVALUATION

Lab Name: TestAmerica Canton Job No.: 240-21987-1 Analy Batch No.: 79197

SDG No.:

Instrument ID: A2HP1 GC Column: CLP-1 ID: 0.53(mm) Heated Purge: (Y/N) N

Calibration Start Date: 03/22/2013 17:26 Calibration End Date: 03/22/2013 19:24 Calibration ID: 14205

Calibration Files:

LEVEL:	LAB SAMPLE ID:	LAB FILE ID:
Level 1	STD1 240-79197/6	P1000006.D
Level 2	STD2 240-79197/7	P1000007.D
Level 3	STD3 240-79197/8	P1000008.D
Level 4	STD4 240-79197/9	P1000009.D
Level 5	STD5 240-79197/10	P1000010.D
Level 6	STD6 240-79197/11	P1000011.D

ANALYTE	CF				CURVE TYPE	COEFFICIENT			#	MIN CF	%RSD	#	MAX %RSD	R^2 OR COD	#	MIN R^2 OR COD
	LVL 1 LVL 5	LVL 2 LVL 6	LVL 3	LVL 4		B	M1	M2								
Dalapon	707034000 483838713	642761200 458343369	576526075	516789675	Ave		564215505				17.0		20.0			
Dicamba	935155300 725952269	872754900 688787738	831018050	753540513	Ave		801201461				12.0		20.0			
MCPP	1853674 1457776	1994778 1287614	1905594	1645445	Qua	1609187.17	1600977.43	-5323.0414						0.9990		0.9900
MCPA	3651341 1854287	3211750 1630997	2828833	2219122	Qua	5396089.79	1917865.97	-5864.5290						0.9980		0.9900
Dichlorprop	219113100 151860828	202060825 139400563	186801075	164836419	Ave		177345468				17.0		20.0			
2,4-D	200901150 183397097	196845475 172053661	208045100	193437850	Ave		192446722				6.7		20.0			
Silvex (2,4,5-TP)	1021936000 960243525	985128100 940424600	988612000	956600400	Ave		975490771				3.0		20.0			
2,4,5-T	721125600 779964813	692813800 798914719	764169700	755493550	Ave		752080364				5.2		20.0			
2,4-DB	69359900 74329175	65355625 76450631	75459900	71204813	Ave		72026674.0				5.9		20.0			
Dinoseb	731245667 557962458	690816000 528805531	651314000	585744375	Ave		624314672				13.0		20.0			
2,4-Dichlorophenylacetic acid	231160500 160728478	216988825 146943994	198903263	176623869	Ave		188558155				17.0		20.0			

Note: The m1 coefficient is the same as Ave CF for an Ave curve type.

FORM VI
GC SEMI VOA INITIAL CALIBRATION DATA
EXTERNAL STANDARD RESPONSE AND CONCENTRATION

Lab Name: TestAmerica Canton Job No.: 240-21987-1 Analy Batch No.: 79197

SDG No.:

Instrument ID: A2HP1 GC Column: CLP-1 ID: 0.53(mm) Heated Purge: (Y/N) N

Calibration Start Date: 03/22/2013 17:26 Calibration End Date: 03/22/2013 19:24 Calibration ID: 14205

Calibration Files:

LEVEL:	LAB SAMPLE ID:	LAB FILE ID:
Level 1	STD1 240-79197/6	P1000006.D
Level 2	STD2 240-79197/7	P1000007.D
Level 3	STD3 240-79197/8	P1000008.D
Level 4	STD4 240-79197/9	P1000009.D
Level 5	STD5 240-79197/10	P1000010.D
Level 6	STD6 240-79197/11	P1000011.D

ANALYTE	CURVE TYPE	RESPONSE					CONCENTRATION (NG/UL)				
		LVL 1 LVL 6	LVL 2	LVL 3	LVL 4	LVL 5	LVL 1 LVL 6	LVL 2	LVL 3	LVL 4	LVL 5
Dalapon	Ave	7070340 146669878	12855224	23061043	41343174	77414194	0.0100 0.320	0.0200	0.0400	0.0800	0.160
Dicamba	Ave	9351553 220412076	17455098	33240722	60283241	116152363	0.0100 0.320	0.0200	0.0400	0.0800	0.160
MCPP	Qua	3707348 82407313	7979111	15244751	26327116	46648834	2.00 64.0	4.00	8.00	16.0	32.0
MCPA	Qua	7302682 104383834	12847000	22630662	35505946	59337198	2.00 64.0	4.00	8.00	16.0	32.0
Dichlorprop	Ave	4382262 89216360	8082433	14944086	26373827	48595465	0.0200 0.640	0.0400	0.0800	0.160	0.320
2,4-D	Ave	4018023 110114343	7873819	16643608	30950056	58687071	0.0200 0.640	0.0400	0.0800	0.160	0.320
Silvex (2,4,5-TP)	Ave	5109680 150467936	9851281	19772240	38264016	76819482	0.00500 0.160	0.0100	0.0200	0.0400	0.0800
2,4,5-T	Ave	3605628 127826355	6928138	15283394	30219742	62397185	0.00500 0.160	0.0100	0.0200	0.0400	0.0800
2,4-DB	Ave	1387198 48928404	2614225	6036792	11392770	23785336	0.0200 0.640	0.0400	0.0800	0.160	0.320
Dinoseb	Ave	2193737 50765331	4144896	7815768	14057865	26782198	0.00300 0.0960	0.00600	0.0120	0.0240	0.0480
2,4-Dichlorophenylacetic acid	Ave	4623210 94044156	8679553	15912261	28259819	51433113	0.0200 0.640	0.0400	0.0800	0.160	0.320

Curve Type Legend:

Ave = Average by Height
Qua = Quadratic

TestAmerica Canton
Target Compound Quantitation Report

Data File:	\\NCChrom\ChromData\A2HP1\20130322-18190.b\P1000006.D		
Lims ID:	STD1 HERB CORP	Client ID:	
Inject. Date:	22-Mar-2013 17:26:58	Dil. Factor:	1.0000
Sample Type:	IC	Calib Level:	1
Sample ID:	240-0018190-006		
Misc. Info.:			
Operator:	001754	Instrument ID:	A2HP1
Injection Vol:	1.0 ul	ALS Bottle#:	6
Lims Batch ID:	79197	Lims Sample ID:	6
Sublist:	chrom-8151_1*sub2		
Detector 1 :	GC ECD1A		
Detector 2 :	GC ecd2b		

Method:	\\NCChrom\ChromData\A2HP1\20130322-18190.b\8151_1.m		
Last Update:	27-Mar-2013 11:11:01	Calib Date:	22-Mar-2013 19:24:11
Quant Method:	External Standard	Quant By:	Initial Calibration
Last ICal File:	\\NCChrom\ChromData\A2HP1\20130322-18190.b\P1000011.D		
Limit Group:	GC 8151 DOD		
Integrator:	Falcon		
Column Type:		Column Dia:	
Process Host:	XAWRK004		

First Level Reviewer: bolgrind Date: 25-Mar-2013 10:42:59

Det	RT	EXP RT	DLT RT	Response	On-Col Amt ng/ul	Flags
5 Dalapon						
1	1.201	1.201	0.000	7070340	0.0125	
2	1.371	1.371	0.000	1749332	0.0112	
					RPD = 10.80	
$ 4 2,4-Dichlorophenylacetic acid						
1	6.850	6.847	0.003	4623210	0.0245	
2	7.585	7.582	0.003	1490780	0.0220	
					RPD = 10.96	
6 Dicamba						
1	7.011	7.011	0.000	9351553	0.0117	
2	7.748	7.748	0.000	3052843	0.0106	
					RPD = 9.80	
10 MCPP						
1	7.295	7.295	0.000	3707348	1.32	
2	7.930	7.930	0.000	3515676	1.00	
					RPD = 27.59	
9 MCPA						
1	7.456	7.455	0.001	7302682	1.00	
2	8.182	8.180	0.002	5425252	1.10	
					RPD = 9.83	
7 Dichlorprop						
1	7.825	7.822	0.003	4382262	0.0247	
2	8.536	8.534	0.002	1282812	0.0216	
					RPD = 13.64	
2 2,4-D						
1	8.064	8.055	0.009	4018023	0.0209	
2	8.895	8.889	0.006	1283737	0.0192	
					RPD = 8.17	

Report Date: 27-Mar-2013 11:11:01 Chrom Revision: 2.0 01-Feb-2013 10:03:10
Data File: \\NCChrom\ChromData\A2HP1\20130322-18190.b\P1000006.D

Det	RT	EXP RT	DLT RT	Response	On-Col Amt ng/ul	Flags
12 Silvex (2,4,5-TP)						
1	8.911	8.907	0.004	5109680	0.005238	
2	9.815	9.812	0.003	1484549	0.004804	
					RPD = 8.65	
1 2,4,5-T						
1	9.228	9.217	0.011	3605628	0.004794	
2	10.300	10.292	0.008	1049416	0.004294	
					RPD = 11.01	
3 2,4-DB						
1	9.846	9.834	0.012	1387198	0.0193	
2	10.948	10.940	0.008	418532	0.0164	
					RPD = 15.96	
8 Dinoseb						
1	11.013	11.009	0.004	2193737	0.003514	
2	11.296	11.294	0.002	539428	0.002878	
					RPD = 19.90	

Report Date: 27-Mar-2013 11:11:01 Chrom Revision: 2.0 01-Feb-2013 10:03:10

TestAmerica Canton

Data File:	\\NCChrom\ChromData\A2HP1\20130322-18190.b\P1000006.D		
Injection Date:	22-Mar-2013 17:26:58	Limit Group:	GC 8151 DOD
Client ID:		Instrument ID:	A2HP1
Lims Batch ID:	79197	Lims Sample ID:	6
Operator ID:	001754	Injection Vol:	1.0 ul
Column Type:		Column Dia:	

Y Scaling:

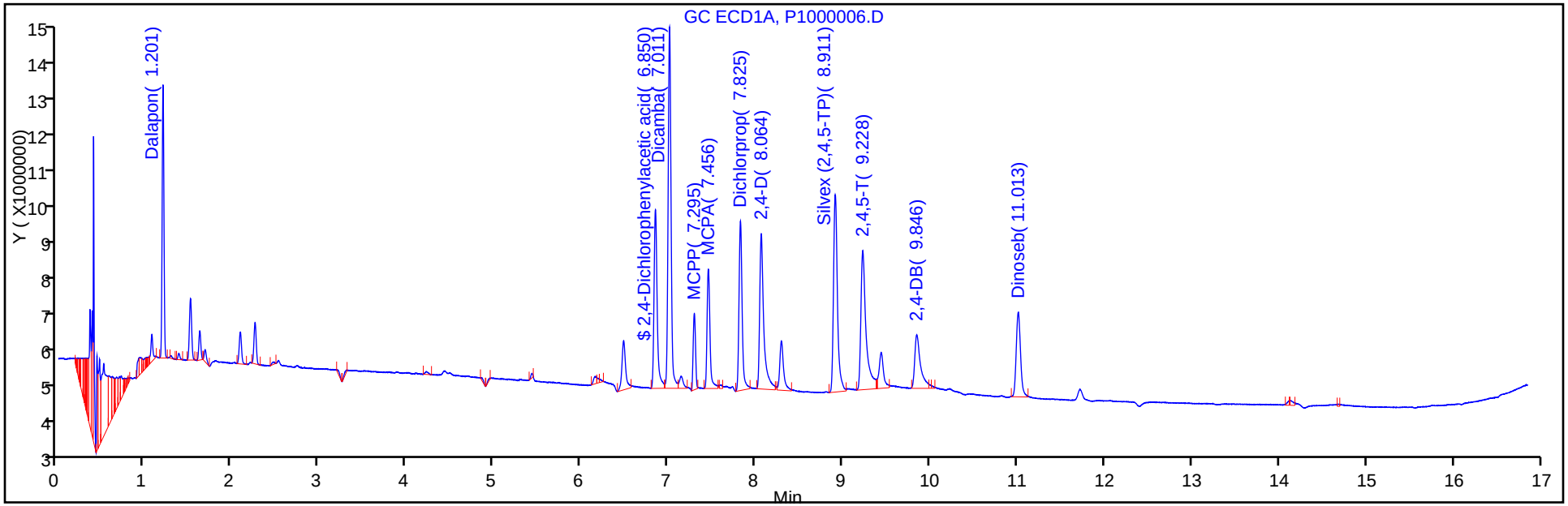

Y Scaling:

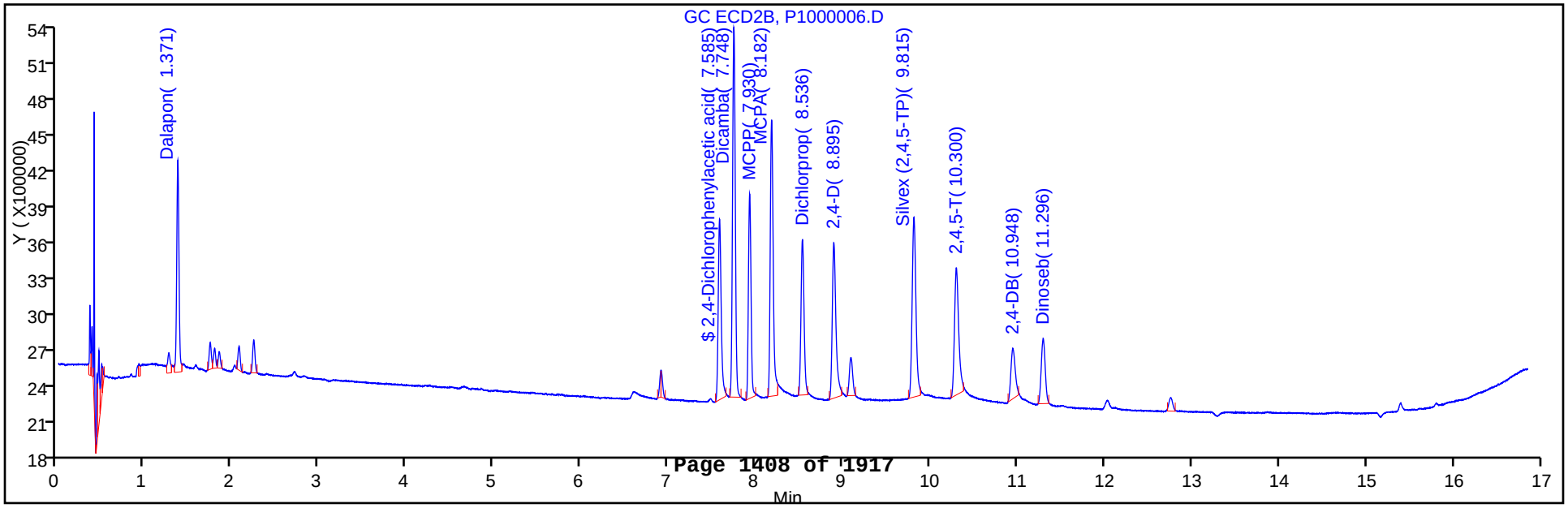

TestAmerica Canton
Target Compound Quantitation Report

Data File:	\\NCChrom\ChromData\A2HP1\20130322-18190.b\P1000007.D		
Lims ID:	STD2 HERB CORP	Client ID:	
Inject. Date:	22-Mar-2013 17:50:30	Dil. Factor:	1.0000
Sample Type:	IC	Calib Level:	2
Sample ID:	240-0018190-007		
Misc. Info.:			
Operator:	001754	Instrument ID:	A2HP1
Injection Vol:	1.0 ul	ALS Bottle#:	7
Lims Batch ID:	79197	Lims Sample ID:	7
Sublist:	chrom-8151_1*sub2		
Detector 1 :	GC ECD1A		
Detector 2 :	GC ecd2b		

Method:	\\NCChrom\ChromData\A2HP1\20130322-18190.b\8151_1.m		
Last Update:	27-Mar-2013 11:11:03	Calib Date:	22-Mar-2013 19:24:11
Quant Method:	External Standard	Quant By:	Initial Calibration
Last ICal File:	\\NCChrom\ChromData\A2HP1\20130322-18190.b\P1000011.D		
Limit Group:	GC 8151 DOD		
Integrator:	Falcon		
Column Type:		Column Dia:	
Process Host:	XAWRK004		

First Level Reviewer: bolgrind Date: 25-Mar-2013 10:53:20

Det	RT	EXP RT	DLT RT	Response	On-Col Amt ng/ul	Flags
5 Dalapon						
1	1.201	1.201	0.000	12855224	0.0228	
2	1.371	1.371	0.000	3276414	0.0211	
					RPD = 7.84	
$ 4 2,4-Dichlorophenylacetic acid						
1	6.848	6.847	0.001	8679553	0.0460	
2	7.584	7.582	0.002	2918381	0.0430	
					RPD = 6.78	
6 Dicamba						
1	7.011	7.011	0.000	17455098	0.0218	
2	7.749	7.748	0.001	6090821	0.0211	
					RPD = 3.14	
10 MCPP						
1	7.296	7.295	0.001	7979111	4.03	
2	7.930	7.930	0.000	7033437	4.06	
					RPD = 0.65	
9 MCPA						
1	7.456	7.455	0.001	12847000	3.93	
2	8.181	8.180	0.001	10436475	4.27	
					RPD = 8.20	
7 Dichlorprop						
1	7.822	7.822	0.000	8082433	0.0456	
2	8.535	8.534	0.001	2528613	0.0425	
					RPD = 7.01	
2 2,4-D						M
1	8.058	8.055	0.003	7873819	0.0409	M
2	8.893	8.889	0.004	2667222	0.0400	
					RPD = 2.32	

Report Date: 27-Mar-2013 11:11:03 Chrom Revision: 2.0 01-Feb-2013 10:03:10
Data File: \\NCChrom\ChromData\A2HP1\20130322-18190.b\P1000007.D

Det	RT	EXP RT	DLT RT	Response	On-Col Amt ng/ul	Flags
12 Silvex (2,4,5-TP)						
1	8.909	8.907	0.002	9851281	0.0101	
2	9.812	9.812	0.000	2989887	0.009674	
					RPD = 4.29	
1 2,4,5-T						
1	9.224	9.217	0.007	6928138	0.009212	
2	10.299	10.292	0.007	2179473	0.008918	
					RPD = 3.24	
3 2,4-DB						
1	9.844	9.834	0.010	2614225	0.0363	
2	10.947	10.940	0.007	893496	0.0350	
					RPD = 3.52	
8 Dinoseb						
1	11.008	11.009	-0.001	4144896	0.006639	
2	11.296	11.294	0.002	1088292	0.005806	
					RPD = 13.39	

QC Flag Legend

Review Flags
M - Manually Integrated

Report Date: 27-Mar-2013 11:11:03 Chrom Revision: 2.0 01-Feb-2013 10:03:10

TestAmerica Canton

Data File:	\\NCChrom\ChromData\A2HP1\20130322-18190.b\P1000007.D		
Injection Date:	22-Mar-2013 17:50:30	Limit Group:	GC 8151 DOD
Client ID:		Instrument ID:	A2HP1
Lims Batch ID:	79197	Lims Sample ID:	7
Operator ID:	001754	Injection Vol:	1.0 ul
Column Type:		Column Dia:	

Y Scaling:

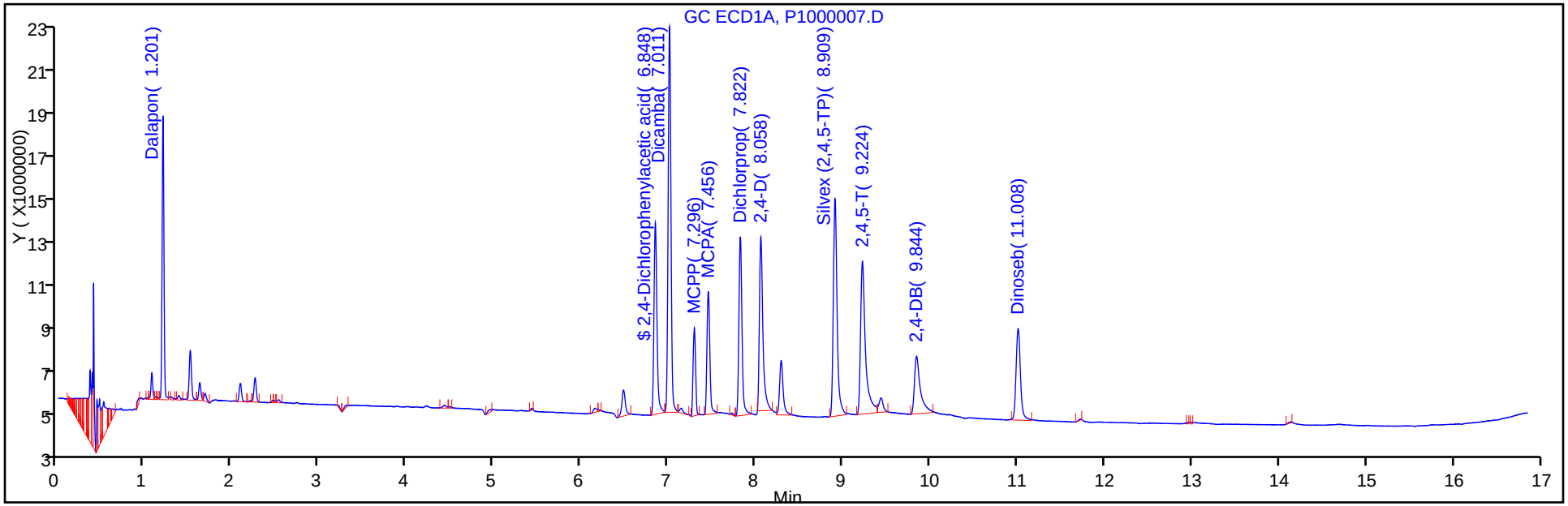

Y Scaling:

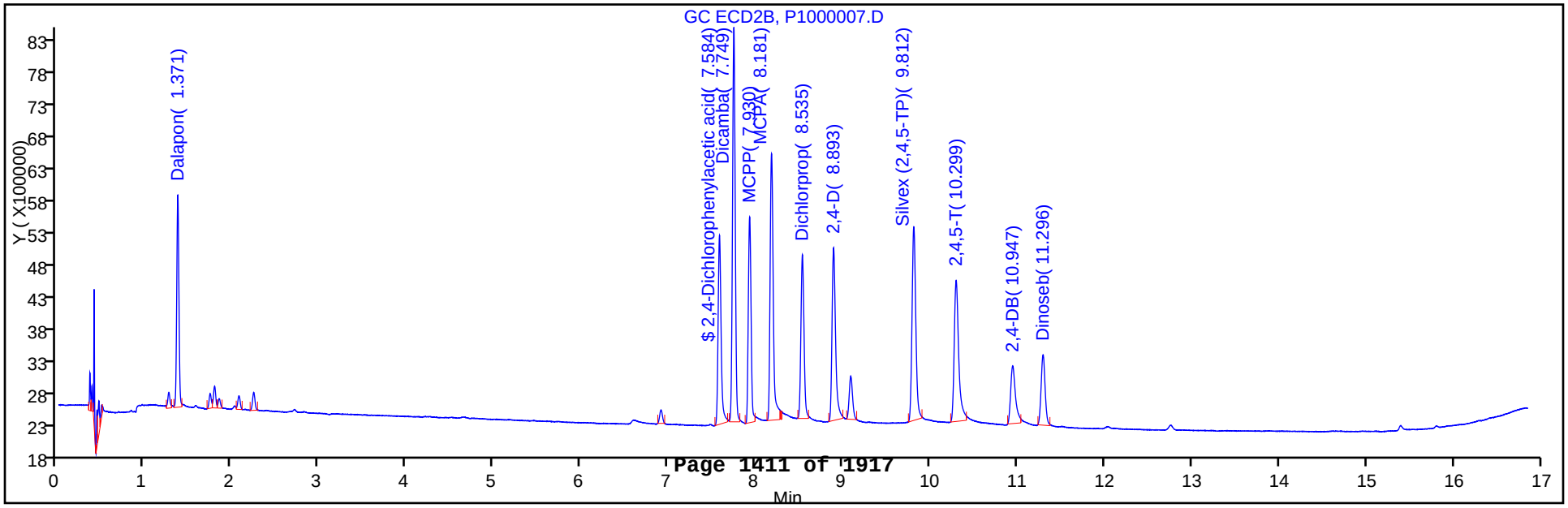

Report Date: 27-Mar-2013 11:11:04 Chrom Revision: 2.0 01-Feb-2013 10:03:10

Manual Integration/User Assign Peak Report

TestAmerica Canton

Data File:	\\NCChrom\ChromData\A2HP1\20130322-18190.b\P1000007.D		
Injection Date:	22-Mar-2013 17:50:30	Limit Group:	GC 8151 DOD
Client ID:		Instrument ID:	A2HP1
Lims Batch ID:	79197	Lims Sample ID:	7
Operator ID:	001754	Injection Vol:	1.0 ul
Column Type:		Column Dia:	

2 2,4-D, Signal: 1, Type: quant, RT: 8.05, Det: GC ECD1A

Processing Integration Results

RT: 8.06
Response: 8061892
Amount: 0.041722

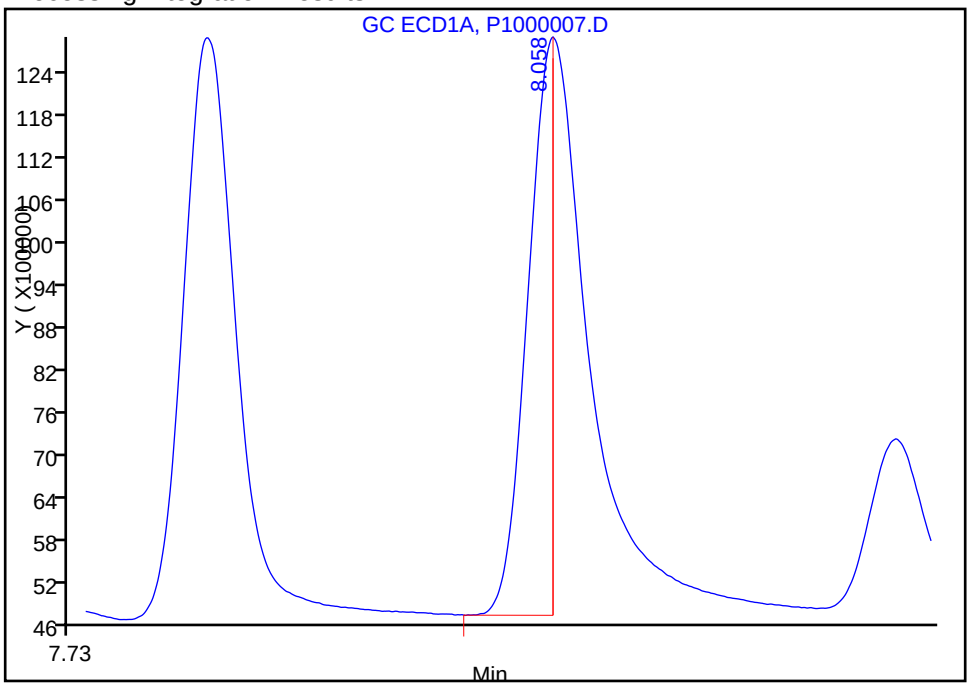

Manual Integration Results

RT: 8.06
Response: 7873819
Amount: 0.040914

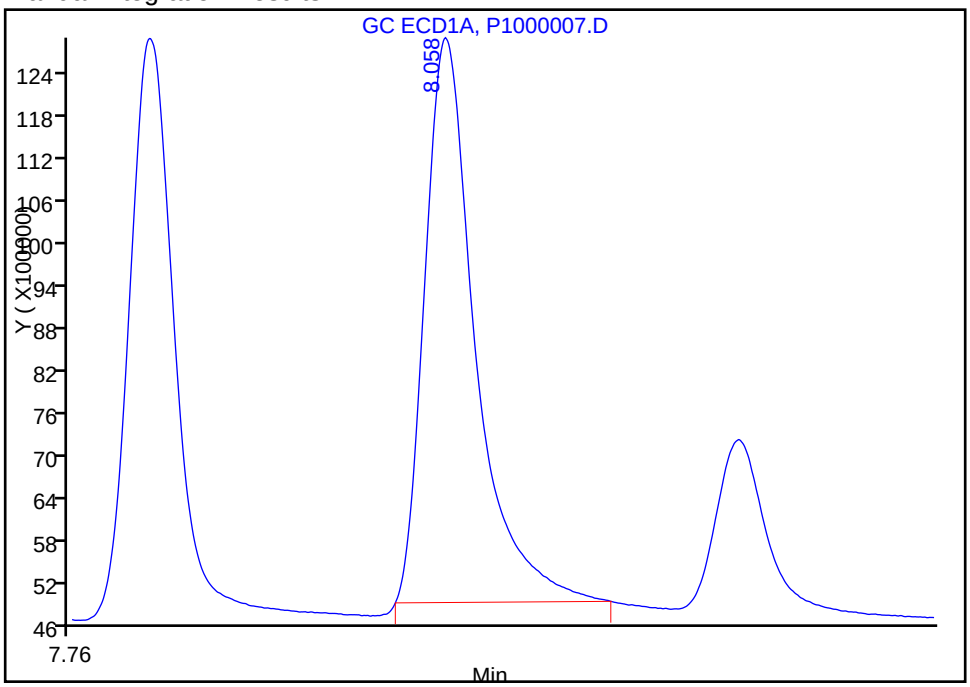

Reviewer: bolgrind, 25-Mar-2013 10:53:20
Audit Action: Manually Integrated
Audit Reason: Baseline Event

TestAmerica Canton
Target Compound Quantitation Report

Data File:	\\NCChrom\ChromData\A2HP1\20130322-18190.b\P1000008.D		
Lims ID:	STD3 HERB CORP	Client ID:	
Inject. Date:	22-Mar-2013 18:13:54	Dil. Factor:	1.0000
Sample Type:	IC	Calib Level:	3
Sample ID:	240-0018190-008		
Misc. Info.:			
Operator:	001754	Instrument ID:	A2HP1
Injection Vol:	1.0 ul	ALS Bottle#:	8
Lims Batch ID:	79197	Lims Sample ID:	8
Sublist:	chrom-8151_1*sub2		
Detector 1 :	GC ECD1A		
Detector 2 :	GC ecd2b		

Method:	\\NCChrom\ChromData\A2HP1\20130322-18190.b\8151_1.m		
Last Update:	27-Mar-2013 11:11:06	Calib Date:	22-Mar-2013 19:24:11
Quant Method:	External Standard	Quant By:	Initial Calibration
Last ICal File:	\\NCChrom\ChromData\A2HP1\20130322-18190.b\P1000011.D		
Limit Group:	GC 8151 DOD		
Integrator:	Falcon		
Column Type:		Column Dia:	
Process Host:	XAWRK004		

Det	RT	EXP RT	DLT RT	Response	On-Col Amt ng/ul	Flags
5 Dalapon						
1	1.201	1.201	0.000	23061043	0.0409	
2	1.371	1.371	0.000	6432970	0.0414	
					RPD = 1.18	
$ 4 2,4-Dichlorophenylacetic acid						
1	6.847	6.847	0.000	15912261	0.0844	
2	7.582	7.582	0.000	5686114	0.0838	
					RPD = 0.69	
6 Dicamba						
1	7.011	7.011	0.000	33240722	0.0415	
2	7.748	7.748	0.000	11990514	0.0416	
					RPD = 0.18	
10 MCPP						
1	7.295	7.295	0.000	15244751	8.77	
2	7.930	7.930	0.000	12505664	8.97	
					RPD = 2.21	
9 MCPA						
1	7.455	7.455	0.000	22630662	9.25	
2	8.180	8.180	0.000	17342024	8.71	
					RPD = 6.02	
7 Dichlorprop						
1	7.822	7.822	0.000	14944086	0.0843	
2	8.534	8.534	0.000	4968472	0.0835	
					RPD = 0.93	
2 2,4-D						
1	8.055	8.055	0.000	16643608	0.0865	
2	8.889	8.889	0.000	5627804	0.0843	
					RPD = 2.50	

Det	RT	EXP RT	DLT RT	Response	On-Col Amt ng/ul	Flags
12 Silvex (2,4,5-TP)						
1	8.907	8.907	0.000	19772240	0.0203	
2	9.812	9.812	0.000	6243793	0.0202	
					RPD = 0.33	
1 2,4,5-T						
1	9.217	9.217	0.000	15283394	0.0203	
2	10.292	10.292	0.000	4950345	0.0203	
					RPD = 0.32	
3 2,4-DB						
1	9.834	9.834	0.000	6036792	0.0838	
2	10.940	10.940	0.000	2138596	0.0839	
					RPD = 0.07	
8 Dinoseb						
1	11.009	11.009	0.000	7815768	0.0125	
2	11.294	11.294	0.000	2277691	0.0122	
					RPD = 2.98	

Report Date: 27-Mar-2013 11:11:06 Chrom Revision: 2.0 01-Feb-2013 10:03:10

TestAmerica Canton

Data File:	\\NCChrom\ChromData\A2HP1\20130322-18190.b\P1000008.D		
Injection Date:	22-Mar-2013 18:13:54	Limit Group:	GC 8151 DOD
Client ID:		Instrument ID:	A2HP1
Lims Batch ID:	79197	Lims Sample ID:	8
Operator ID:	001754	Injection Vol:	1.0 ul
Column Type:		Column Dia:	

Y Scaling:

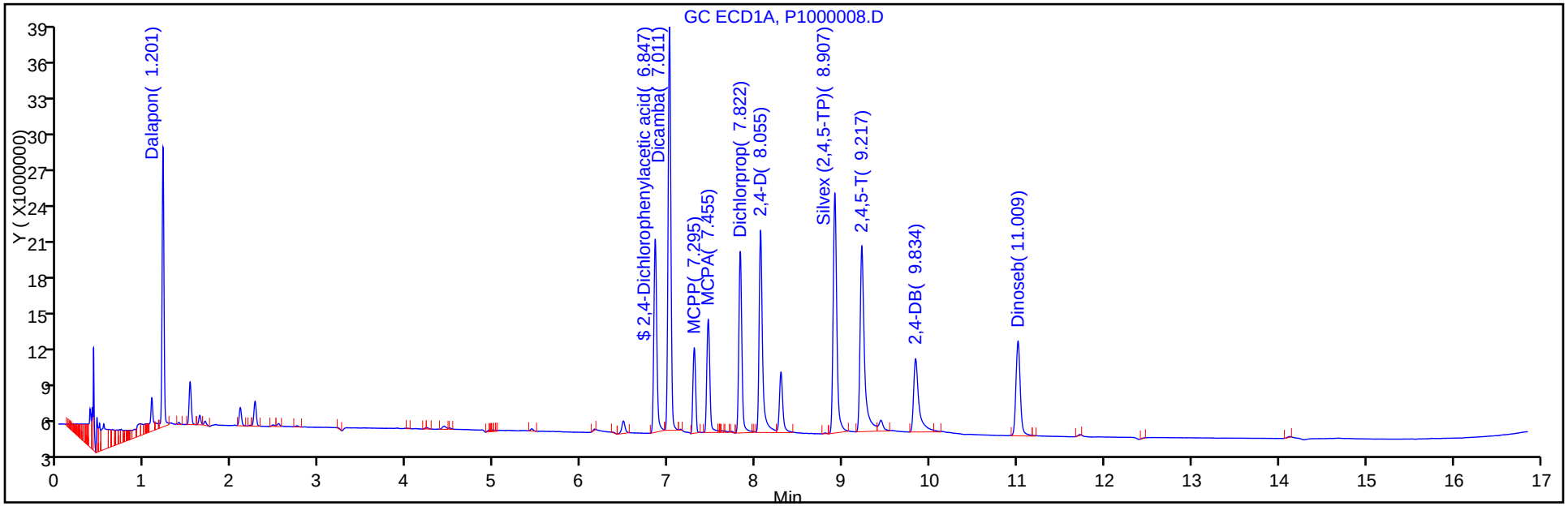

Y Scaling:

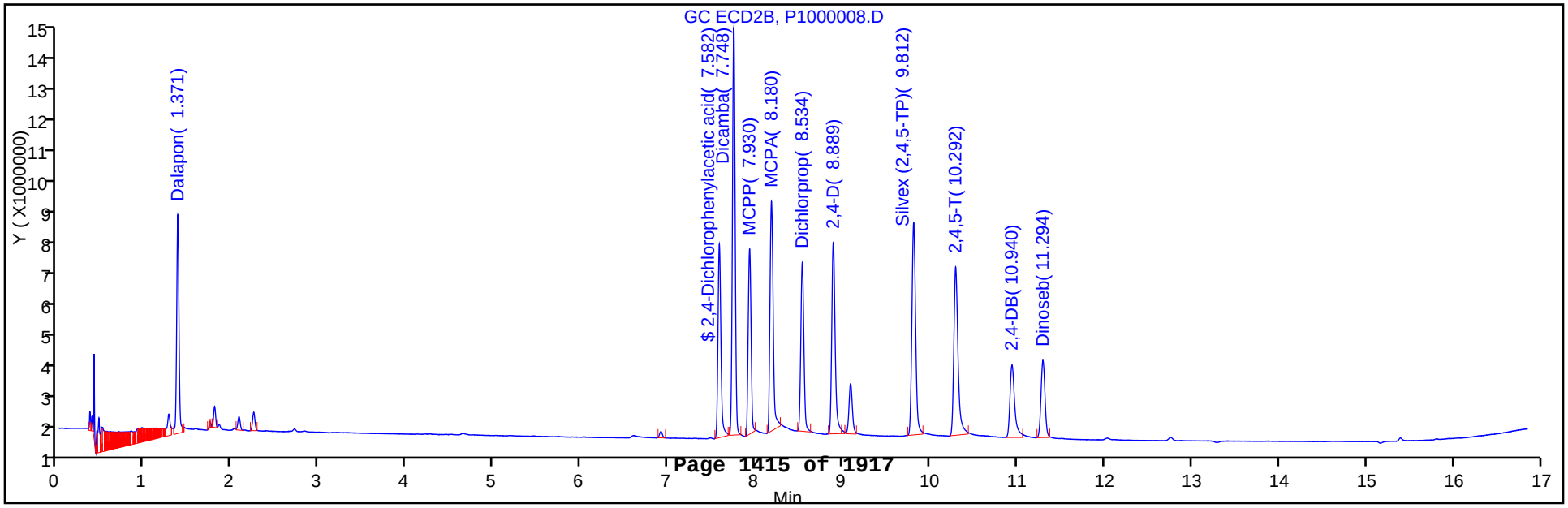

TestAmerica Canton
Target Compound Quantitation Report

Data File:	\\NCChrom\ChromData\A2HP1\20130322-18190.b\P1000009.D		
Lims ID:	STD4 HERB CORP	Client ID:	
Inject. Date:	22-Mar-2013 18:37:19	Dil. Factor:	1.0000
Sample Type:	IC	Calib Level:	4
Sample ID:	240-0018190-009		
Misc. Info.:			
Operator:	001754	Instrument ID:	A2HP1
Injection Vol:	1.0 ul	ALS Bottle#:	9
Lims Batch ID:	79197	Lims Sample ID:	9
Sublist:	chrom-8151_1*sub2		
Detector 1 :	GC ECD1A		
Detector 2 :	GC ecd2b		
Method:	\\NCChrom\ChromData\A2HP1\20130322-18190.b\8151_1.m		
Last Update:	27-Mar-2013 11:11:09	Calib Date:	22-Mar-2013 19:24:11
Quant Method:	External Standard	Quant By:	Initial Calibration
Last ICal File:	\\NCChrom\ChromData\A2HP1\20130322-18190.b\P1000011.D		
Limit Group:	GC 8151 DOD		
Integrator:	Falcon		
Column Type:		Column Dia:	
Process Host:	XAWRK004		

Det	RT	EXP RT	DLT RT	Response	On-Col Amt ng/ul	Flags
5 Dalapon						
1	1.201	1.201	0.000	41343174	0.0733	
2	1.370	1.371	-0.001	11908562	0.0766	
					RPD = 4.39	
$ 4 2,4-Dichlorophenylacetic acid						
1	6.847	6.847	0.000	28259819	0.1499	
2	7.581	7.582	-0.001	10632848	0.1567	
					RPD = 4.46	
6 Dicamba						
1	7.010	7.011	-0.001	60283241	0.0752	
2	7.747	7.748	-0.001	22863232	0.0792	
					RPD = 5.19	
10 MCPP						
1	7.294	7.295	-0.001	26327116	16.3	
2	7.928	7.930	-0.002	20781984	16.8	
					RPD = 2.75	
9 MCPA						
1	7.455	7.455	0.000	35505946	16.5	
2	8.180	8.180	0.000	29025248	16.4	
					RPD = 0.68	
7 Dichlorprop						
1	7.822	7.822	0.000	26373827	0.1487	
2	8.532	8.534	-0.002	9260940	0.1556	
					RPD = 4.53	
2 2,4-D						
1	8.053	8.055	-0.002	30950056	0.1608	
2	8.887	8.889	-0.002	10879976	0.1631	
					RPD = 1.38	

Det	RT	EXP RT	DLT RT	Response	On-Col Amt ng/ul	Flags
12 Silvex (2,4,5-TP)						
1	8.906	8.907	-0.001	38264016	0.0392	
2	9.810	9.812	-0.002	12609813	0.0408	
					RPD = 3.94	
1 2,4,5-T						
1	9.212	9.217	-0.005	30219742	0.0402	
2	10.291	10.292	-0.001	10105046	0.0413	
					RPD = 2.86	
3 2,4-DB						
1	9.830	9.834	-0.004	11392770	0.1582	
2	10.936	10.940	-0.004	4228919	0.1658	
					RPD = 4.73	
8 Dinoseb						
1	11.006	11.009	-0.003	14057865	0.0225	
2	11.293	11.294	-0.001	4563824	0.0243	
					RPD = 7.81	

Report Date: 27-Mar-2013 11:11:09 Chrom Revision: 2.0 01-Feb-2013 10:03:10

TestAmerica Canton

Data File:	\\NCChrom\ChromData\A2HP1\20130322-18190.b\P1000009.D		
Injection Date:	22-Mar-2013 18:37:19	Limit Group:	GC 8151 DOD
Client ID:		Instrument ID:	A2HP1
Lims Batch ID:	79197	Lims Sample ID:	9
Operator ID:	001754	Injection Vol:	1.0 ul
Column Type:		Column Dia:	

Y Scaling:

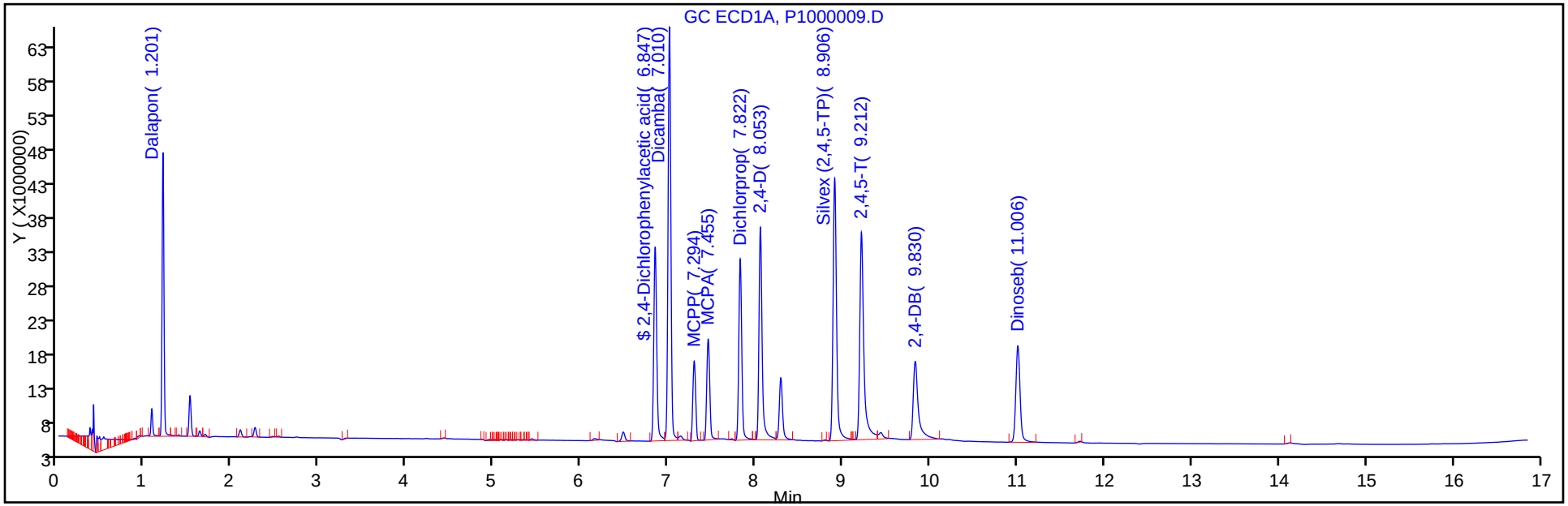

Y Scaling:

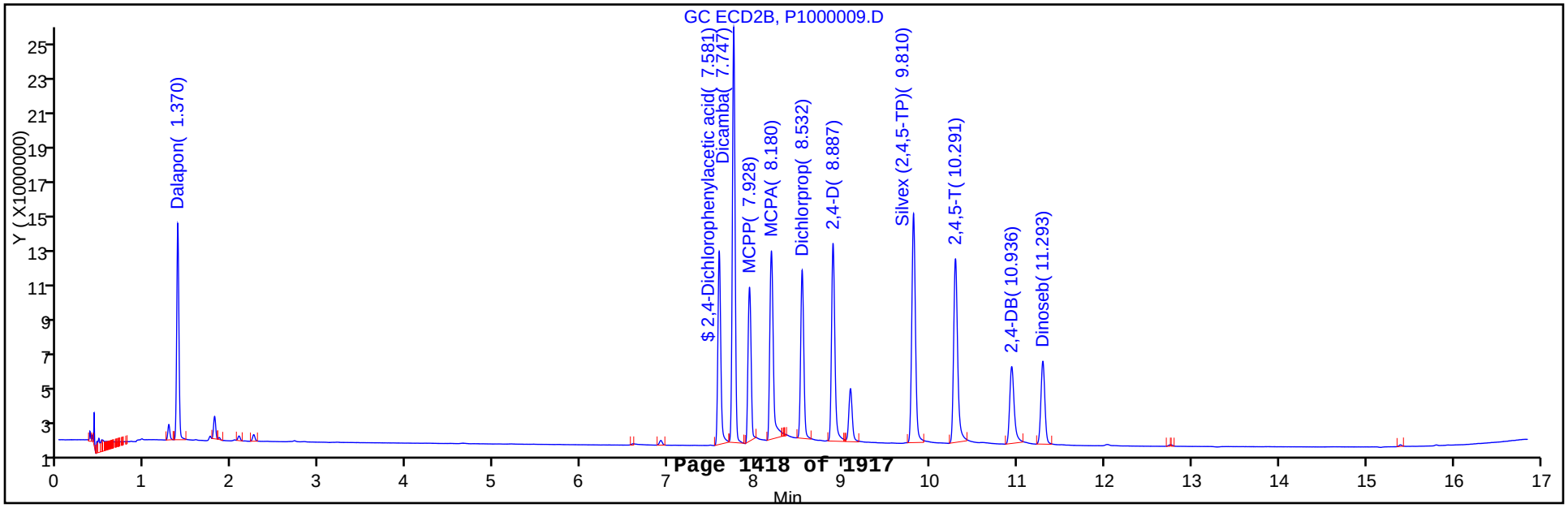

TestAmerica Canton
Target Compound Quantitation Report

Data File:	\\NCChrom\ChromData\A2HP1\20130322-18190.b\P1000010.D		
Lims ID:	STD5 HERB CORP	Client ID:	
Inject. Date:	22-Mar-2013 19:00:46	Dil. Factor:	1.0000
Sample Type:	IC	Calib Level:	5
Sample ID:	240-0018190-010		
Misc. Info.:			
Operator:	001754	Instrument ID:	A2HP1
Injection Vol:	1.0 ul	ALS Bottle#:	10
Lims Batch ID:	79197	Lims Sample ID:	10
Sublist:	chrom-8151_1*sub2		
Detector 1 :	GC ECD1A		
Detector 2 :	GC ecd2b		

Method:	\\NCChrom\ChromData\A2HP1\20130322-18190.b\8151_1.m		
Last Update:	27-Mar-2013 11:11:12	Calib Date:	22-Mar-2013 19:24:11
Quant Method:	External Standard	Quant By:	Initial Calibration
Last ICal File:	\\NCChrom\ChromData\A2HP1\20130322-18190.b\P1000011.D		
Limit Group:	GC 8151 DOD		
Integrator:	Falcon		
Column Type:		Column Dia:	
Process Host:	XAWRK004		

Det	RT	EXP RT	DLT RT	Response	On-Col Amt ng/ul	Flags
5 Dalapon						
1	1.201	1.201	0.000	77414194	0.1372	
2	1.371	1.371	0.000	23298953	0.1498	
					RPD = 8.77	
$ 4 2,4-Dichlorophenylacetic acid						
1	6.846	6.847	-0.001	51433113	0.2728	
2	7.580	7.582	-0.002	19936795	0.2938	
					RPD = 7.44	
6 Dicamba						
1	7.009	7.011	-0.002	116152363	0.1450	
2	7.748	7.748	0.000	43741627	0.1516	
					RPD = 4.48	
10 MCPP						
1	7.294	7.295	-0.001	46648834	31.4	
2	7.929	7.930	-0.001	34447490	31.0	
					RPD = 1.49	
9 MCPA						
1	7.454	7.455	-0.001	59337198	31.1	
2	8.180	8.180	0.000	50495055	31.4	
					RPD = 0.92	
7 Dichlorprop						
1	7.822	7.822	0.000	48595465	0.2740	
2	8.533	8.534	-0.001	17735610	0.2980	
					RPD = 8.39	
2 2,4-D						
1	8.051	8.055	-0.004	58687071	0.3050	
2	8.887	8.889	-0.002	21127355	0.3166	
					RPD = 3.76	

Det	RT	EXP RT	DLT RT	Response	On-Col Amt ng/ul	Flags
12 Silvex (2,4,5-TP)						
1	8.904	8.907	-0.003	76819482	0.0787	
2	9.809	9.812	-0.003	25274896	0.0818	
					RPD = 3.78	
1 2,4,5-T						
1	9.209	9.217	-0.008	62397185	0.0830	
2	10.288	10.292	-0.004	21150357	0.0865	
					RPD = 4.22	
3 2,4-DB						
1	9.824	9.834	-0.010	23785336	0.3302	
2	10.934	10.940	-0.006	8771635	0.3440	
					RPD = 4.08	
8 Dinoseb						
1	11.005	11.009	-0.004	26782198	0.0429	
2	11.291	11.294	-0.003	9093999	0.0485	
					RPD = 12.29	

Report Date: 27-Mar-2013 11:11:12 Chrom Revision: 2.0 01-Feb-2013 10:03:10

TestAmerica Canton

Data File:	\\NCChrom\ChromData\A2HP1\20130322-18190.b\P1000010.D		
Injection Date:	22-Mar-2013 19:00:46	Limit Group:	GC 8151 DOD
Client ID:		Instrument ID:	A2HP1
Lims Batch ID:	79197	Lims Sample ID:	10
Operator ID:	001754	Injection Vol:	1.0 ul
Column Type:		Column Dia:	

Y Scaling:

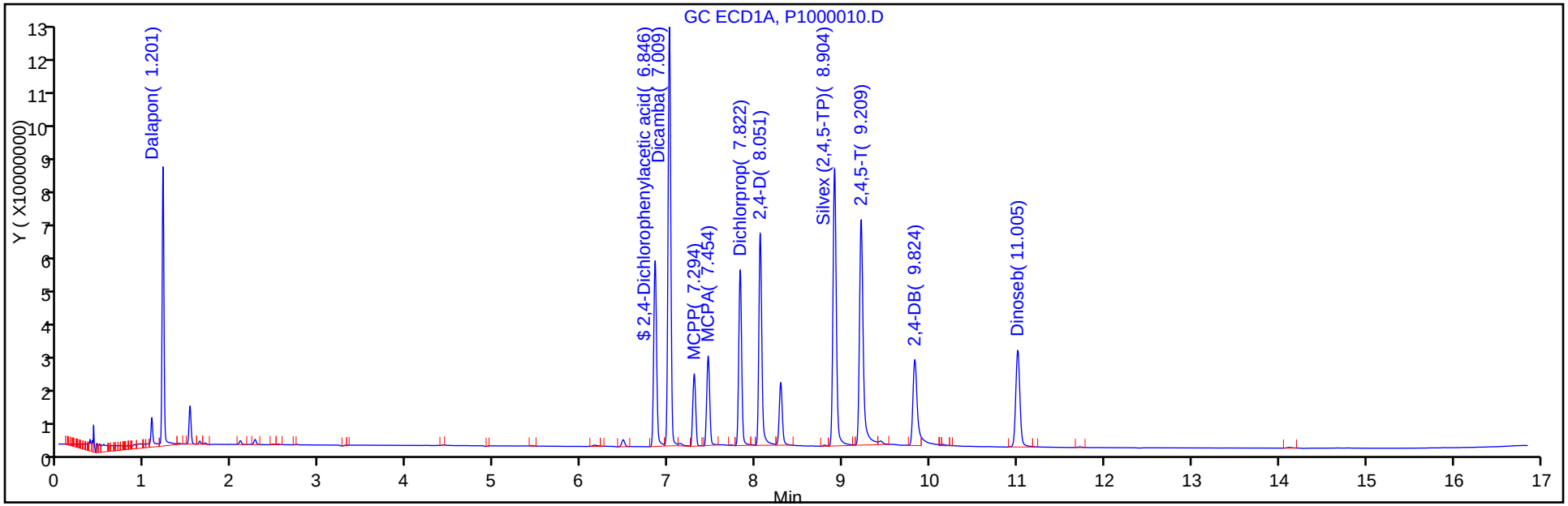

Y Scaling:

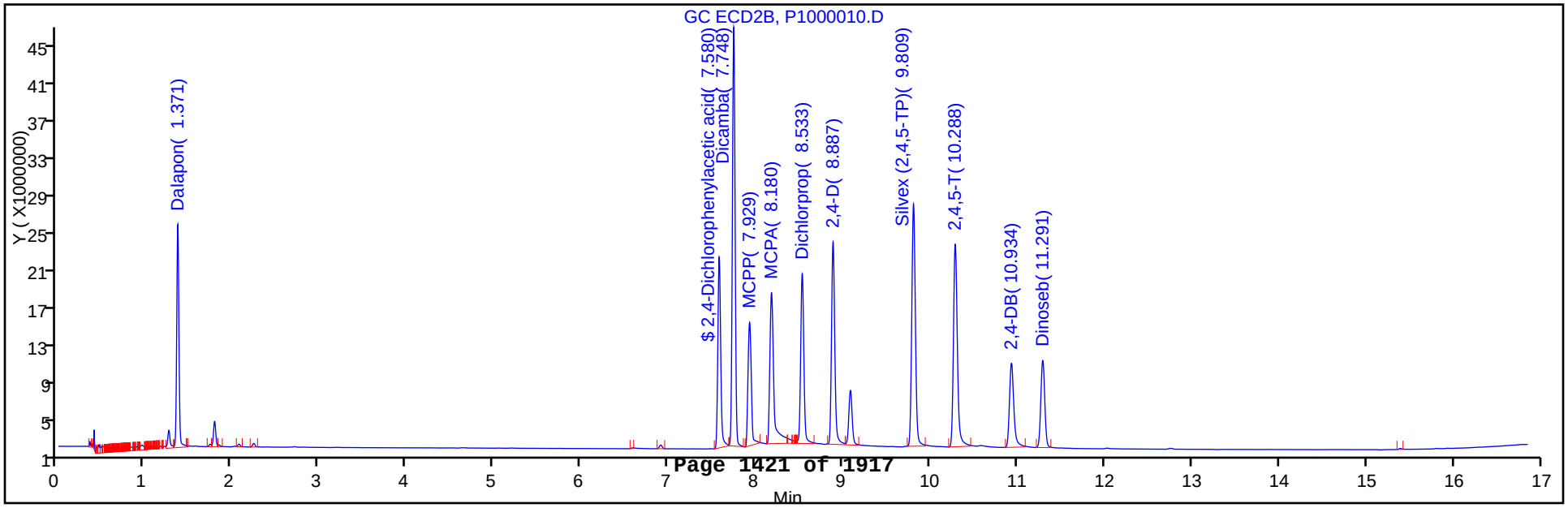

TestAmerica Canton
Target Compound Quantitation Report

Data File:	\\NCChrom\ChromData\A2HP1\20130322-18190.b\P1000011.D		
Lims ID:	STD6 HERB CORP	Client ID:	
Inject. Date:	22-Mar-2013 19:24:11	Dil. Factor:	1.0000
Sample Type:	IC	Calib Level:	6
Sample ID:	240-0018190-011		
Misc. Info.:			
Operator:	001754	Instrument ID:	A2HP1
Injection Vol:	1.0 ul	ALS Bottle#:	11
Lims Batch ID:	79197	Lims Sample ID:	11
Sublist:	chrom-8151_1*sub2		
Detector 1 :	GC ECD1A		
Detector 2 :	GC ecd2b		
Method:	\\NCChrom\ChromData\A2HP1\20130322-18190.b\8151_1.m		
Last Update:	27-Mar-2013 11:11:14	Calib Date:	22-Mar-2013 19:24:11
Quant Method:	External Standard	Quant By:	Initial Calibration
Last ICal File:	\\NCChrom\ChromData\A2HP1\20130322-18190.b\P1000011.D		
Limit Group:	GC 8151 DOD		
Integrator:	Falcon		
Column Type:		Column Dia:	
Process Host:	XAWRK004		

First Level Reviewer: bolgrind Date: 25-Mar-2013 10:49:11

Det	RT	EXP RT	DLT RT	Response	On-Col Amt ng/ul	Flags
5 Dalapon						
1	1.201	1.201	0.000	146669878	0.2600	
2	1.370	1.371	-0.001	44533504	0.2863	
					RPD = 9.65	
$ 4 2,4-Dichlorophenylacetic acid						
1	6.845	6.847	-0.002	94044156	0.4988	
2	7.580	7.582	-0.002	38246557	0.5637	
					RPD = 12.23	
6 Dicamba						
1	7.010	7.011	-0.001	220412076	0.2751	
2	7.749	7.748	0.001	83907055	0.2908	
					RPD = 5.56	
10 MCPP						
1	7.295	7.295	0.000	82407313	64.2	
2	7.930	7.930	0.000	59747602	64.3	
					RPD = 0.19	
9 MCPA						
1	7.455	7.455	0.000	104383834	64.2	
2	8.182	8.180	0.002	92234923	64.1	
					RPD = 0.14	
7 Dichlorprop						
1	7.820	7.822	-0.002	89216360	0.5031	
2	8.533	8.534	-0.001	34759414	0.5841	
					RPD = 14.90	
2 2,4-D						
1	8.051	8.055	-0.004	110114343	0.5722	
2	8.886	8.889	-0.003	41663677	0.6244	
					RPD = 8.73	

Report Date: 27-Mar-2013 11:11:14 Chrom Revision: 2.0 01-Feb-2013 10:03:10
Data File: \\NCChrom\ChromData\A2HP1\20130322-18190.b\P1000011.D

Det	RT	EXP RT	DLT RT	Response	On-Col Amt ng/ul	Flags
12 Silvex (2,4,5-TP)						
1	8.904	8.907	-0.003	150467936	0.1542	
2	9.809	9.812	-0.003	50406600	0.1631	
					RPD = 5.58	
1 2,4,5-T						
1	9.206	9.217	-0.011	127826355	0.1700	
2	10.285	10.292	-0.007	43833333	0.1794	
					RPD = 5.38	
3 2,4-DB						
1	9.820	9.834	-0.014	48928404	0.6793	
2	10.929	10.940	-0.011	18660468	0.7318	
					RPD = 7.44	
8 Dinoseb						
1	11.003	11.009	-0.006	50765331	0.0813	
2	11.292	11.294	-0.002	18630095	0.0994	
					RPD = 20.01	

Report Date: 27-Mar-2013 11:11:14 Chrom Revision: 2.0 01-Feb-2013 10:03:10

TestAmerica Canton

Data File:	\\NCChrom\ChromData\A2HP1\20130322-18190.b\P1000011.D		
Injection Date:	22-Mar-2013 19:24:11	Limit Group:	GC 8151 DOD
Client ID:		Instrument ID:	A2HP1
Lims Batch ID:	79197	Lims Sample ID:	11
Operator ID:	001754	Injection Vol:	1.0 ul
Column Type:		Column Dia:	

Y Scaling:

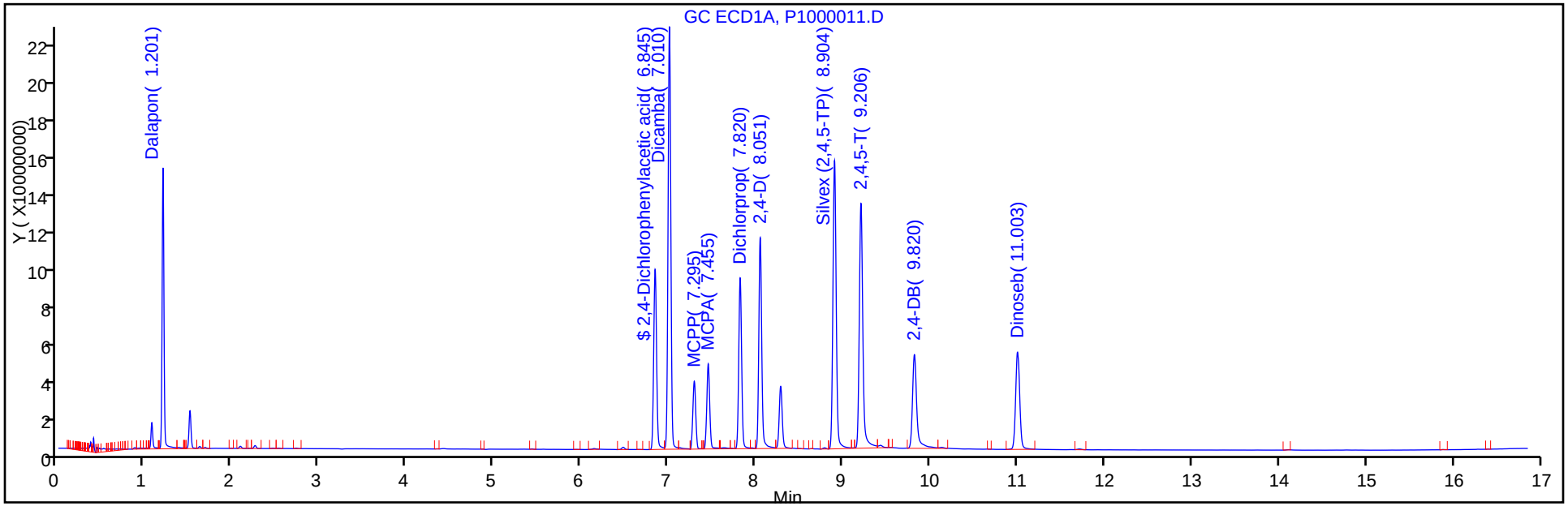

Y Scaling:

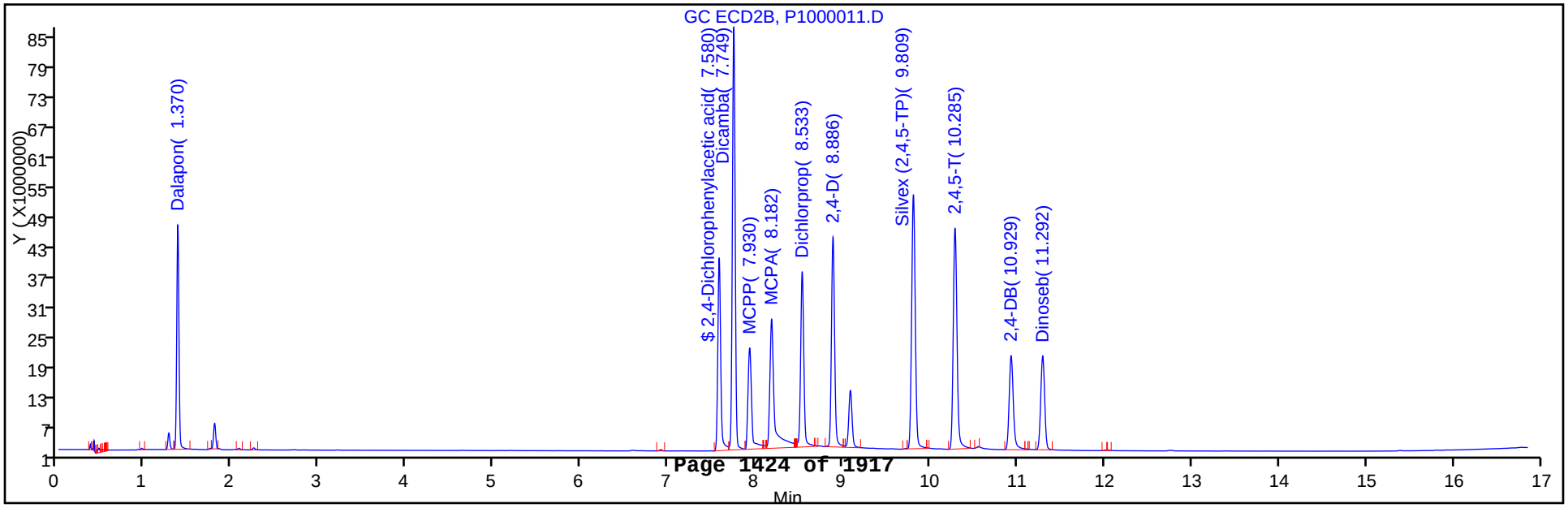

FORM VI
GC SEMI VOA INITIAL CALIBRATION DATA
EXTERNAL STANDARD RETENTION TIME SUMMARY

Lab Name: TestAmerica Canton Job No.: 240-21987-1 Analy Batch No.: 79197

SDG No.:

Instrument ID: A2HP1 GC Column: CLP-2 ID: 0.53(mm) Heated Purge: (Y/N) N

Calibration Start Date: 03/22/2013 17:26 Calibration End Date: 03/22/2013 19:24 Calibration ID: 14206

Calibration Files:

LEVEL:	LAB SAMPLE ID:	LAB FILE ID:
Level 1	STD1 240-79197/6	P1000006.D
Level 2	STD2 240-79197/7	P1000007.D
Level 3	STD3 240-79197/8	P1000008.D
Level 4	STD4 240-79197/9	P1000009.D
Level 5	STD5 240-79197/10	P1000010.D
Level 6	STD6 240-79197/11	P1000011.D

ANALYTE	LVL 1	LVL 2	LVL 3	LVL 4	LVL 5	LVL 6					RT WINDOW	AVG RT
Dalapon	1.371	1.371	1.371	1.370	1.371	1.370					1.351 - 1.391	1.371
Dicamba	7.748	7.749	7.748	7.747	7.748	7.749					7.728 - 7.768	7.748
MCPP	7.930	7.930	7.930	7.928	7.929	7.930					7.910 - 7.950	7.930
MCPA	8.182	8.181	8.180	8.180	8.180	8.182					8.160 - 8.200	8.181
Dichlorprop	8.536	8.535	8.534	8.532	8.533	8.533					8.514 - 8.554	8.534
2,4-D	8.895	8.893	8.889	8.887	8.887	8.886					8.869 - 8.909	8.890
Silvex (2,4,5-TP)	9.815	9.812	9.812	9.810	9.809	9.809					9.792 - 9.832	9.811
2,4,5-T	10.300	10.299	10.292	10.291	10.288	10.285					10.272 - 10.312	10.293
2,4-DB	10.948	10.947	10.940	10.936	10.934	10.929					10.920 - 10.960	10.939
Dinoseb	11.296	11.296	11.294	11.293	11.291	11.292					11.264 - 11.324	11.294
2,4-Dichlorophenylacetic acid	7.585	7.584	7.582	7.581	7.580	7.580					7.562 - 7.602	7.582

FORM VI
GC SEMI VOA INITIAL CALIBRATION DATA
EXTERNAL STANDARD CURVE EVALUATION

Lab Name: TestAmerica Canton Job No.: 240-21987-1 Analy Batch No.: 79197

SDG No.:

Instrument ID: A2HP1 GC Column: CLP-2 ID: 0.53(mm) Heated Purge: (Y/N) N

Calibration Start Date: 03/22/2013 17:26 Calibration End Date: 03/22/2013 19:24 Calibration ID: 14206

Calibration Files:

LEVEL:	LAB SAMPLE ID:	LAB FILE ID:
Level 1	STD1 240-79197/6	P1000006.D
Level 2	STD2 240-79197/7	P1000007.D
Level 3	STD3 240-79197/8	P1000008.D
Level 4	STD4 240-79197/9	P1000009.D
Level 5	STD5 240-79197/10	P1000010.D
Level 6	STD6 240-79197/11	P1000011.D

ANALYTE	CF				CURVE TYPE	COEFFICIENT			#	MIN CF	%RSD	#	MAX %RSD	R^2 OR COD	#	MIN R^2 OR COD
	LVL 1 LVL 5	LVL 2 LVL 6	LVL 3	LVL 4		B	M1	M2								
Dalapon	174933200 145618456	163820700 139167200	160824250	148857025	Ave		155536805				8.5		20.0			
Dicamba	305284300 273385169	304541050 262209547	299762850	285790400	Ave		288495553				6.2		20.0			
MCPP	1757838 1076484	1758359 933556	1563208	1298874	Qua	2352545.44	1170751.19	-4321.9908						0.9980		0.9900
MCPA	2712626 1577970	2609119 1441171	2167753	1814078	Qua	3668819.30	1600075.72	-3418.2196						0.9990		0.9900
Dichlorprop	64140600 55423781	63215325 54311584	62105900	57880875	Ave		59513010.9				7.1		20.0			
2,4-D	64186850 66022984	66680550 65099495	70347550	67999850	Ave		66722879.9				3.3		20.0			
Silvex (2,4,5-TP)	296909800 315936200	298988700 315041250	312189650	315245325	Ave		309051821				2.8		20.0			
2,4,5-T	209883200 264379463	217947300 273958331	247517250	252626150	Ave		244385282				10.0		20.0			
2,4-DB	20926600 27411359	22337400 29156981	26732450	26430744	Ave		25499255.7				12.0		20.0			
Dinoseb	179809333 189458313	181382000 194063490	189807583	190159333	Ave		187446675				3.0		20.0			
2,4-Dichlorophenylacetic acid	74539000 62302484	72959525 59760245	71076425	66455300	Ave		67848829.9				8.8		20.0			

Note: The m1 coefficient is the same as Ave CF for an Ave curve type.

FORM VI
GC SEMI VOA INITIAL CALIBRATION DATA
EXTERNAL STANDARD RESPONSE AND CONCENTRATION

Lab Name: TestAmerica Canton Job No.: 240-21987-1 Analy Batch No.: 79197

SDG No.:

Instrument ID: A2HP1 GC Column: CLP-2 ID: 0.53(mm) Heated Purge: (Y/N) N

Calibration Start Date: 03/22/2013 17:26 Calibration End Date: 03/22/2013 19:24 Calibration ID: 14206

Calibration Files:

LEVEL:	LAB SAMPLE ID:	LAB FILE ID:
Level 1	STD1 240-79197/6	P1000006.D
Level 2	STD2 240-79197/7	P1000007.D
Level 3	STD3 240-79197/8	P1000008.D
Level 4	STD4 240-79197/9	P1000009.D
Level 5	STD5 240-79197/10	P1000010.D
Level 6	STD6 240-79197/11	P1000011.D

ANALYTE	CURVE TYPE	RESPONSE					CONCENTRATION (NG/UL)				
		LVL 1 LVL 6	LVL 2	LVL 3	LVL 4	LVL 5	LVL 1 LVL 6	LVL 2	LVL 3	LVL 4	LVL 5
Dalapon	Ave	1749332 44533504	3276414	6432970	11908562	23298953	0.0100 0.320	0.0200	0.0400	0.0800	0.160
Dicamba	Ave	3052843 83907055	6090821	11990514	22863232	43741627	0.0100 0.320	0.0200	0.0400	0.0800	0.160
MCPP	Qua	3515676 59747602	7033437	12505664	20781984	34447490	2.00 64.0	4.00	8.00	16.0	32.0
MCPA	Qua	5425252 92234923	10436475	17342024	29025248	50495055	2.00 64.0	4.00	8.00	16.0	32.0
Dichlorprop	Ave	1282812 34759414	2528613	4968472	9260940	17735610	0.0200 0.640	0.0400	0.0800	0.160	0.320
2,4-D	Ave	1283737 41663677	2667222	5627804	10879976	21127355	0.0200 0.640	0.0400	0.0800	0.160	0.320
Silvex (2,4,5-TP)	Ave	1484549 50406600	2989887	6243793	12609813	25274896	0.00500 0.160	0.0100	0.0200	0.0400	0.0800
2,4,5-T	Ave	1049416 43833333	2179473	4950345	10105046	21150357	0.00500 0.160	0.0100	0.0200	0.0400	0.0800
2,4-DB	Ave	418532 18660468	893496	2138596	4228919	8771635	0.0200 0.640	0.0400	0.0800	0.160	0.320
Dinoseb	Ave	539428 18630095	1088292	2277691	4563824	9093999	0.00300 0.0960	0.00600	0.0120	0.0240	0.0480
2,4-Dichlorophenylacetic acid	Ave	1490780 38246557	2918381	5686114	10632848	19936795	0.0200 0.640	0.0400	0.0800	0.160	0.320

Curve Type Legend:

Ave = Average by Height
Qua = Quadratic

TestAmerica Canton
Target Compound Quantitation Report

Data File:	\\NCChrom\ChromData\A2HP1\20130322-18190.b\P1000006.D		
Lims ID:	STD1 HERB CORP	Client ID:	
Inject. Date:	22-Mar-2013 17:26:58	Dil. Factor:	1.0000
Sample Type:	IC	Calib Level:	1
Sample ID:	240-0018190-006		
Misc. Info.:			
Operator:	001754	Instrument ID:	A2HP1
Injection Vol:	1.0 ul	ALS Bottle#:	6
Lims Batch ID:	79197	Lims Sample ID:	6
Sublist:	chrom-8151_1*sub2		
Detector 1 :	GC ECD1A		
Detector 2 :	GC ecd2b		

Method:	\\NCChrom\ChromData\A2HP1\20130322-18190.b\8151_1.m		
Last Update:	27-Mar-2013 11:11:01	Calib Date:	22-Mar-2013 19:24:11
Quant Method:	External Standard	Quant By:	Initial Calibration
Last ICal File:	\\NCChrom\ChromData\A2HP1\20130322-18190.b\P1000011.D		
Limit Group:	GC 8151 DOD		
Integrator:	Falcon		
Column Type:		Column Dia:	
Process Host:	XAWRK004		

First Level Reviewer: bolgrind Date: 25-Mar-2013 10:42:59

Det	RT	EXP RT	DLT RT	Response	On-Col Amt ng/ul	Flags
5 Dalapon						
1	1.201	1.201	0.000	7070340	0.0125	
2	1.371	1.371	0.000	1749332	0.0112	
					RPD = 10.80	
$ 4 2,4-Dichlorophenylacetic acid						
1	6.850	6.847	0.003	4623210	0.0245	
2	7.585	7.582	0.003	1490780	0.0220	
					RPD = 10.96	
6 Dicamba						
1	7.011	7.011	0.000	9351553	0.0117	
2	7.748	7.748	0.000	3052843	0.0106	
					RPD = 9.80	
10 MCPP						
1	7.295	7.295	0.000	3707348	1.32	
2	7.930	7.930	0.000	3515676	1.00	
					RPD = 27.59	
9 MCPA						
1	7.456	7.455	0.001	7302682	1.00	
2	8.182	8.180	0.002	5425252	1.10	
					RPD = 9.83	
7 Dichlorprop						
1	7.825	7.822	0.003	4382262	0.0247	
2	8.536	8.534	0.002	1282812	0.0216	
					RPD = 13.64	
2 2,4-D						
1	8.064	8.055	0.009	4018023	0.0209	
2	8.895	8.889	0.006	1283737	0.0192	
					RPD = 8.17	

Report Date: 27-Mar-2013 11:11:02 Chrom Revision: 2.0 01-Feb-2013 10:03:10
Data File: \\NCChrom\ChromData\A2HP1\20130322-18190.b\P1000006.D

Det	RT	EXP RT	DLT RT	Response	On-Col Amt ng/ul	Flags
12 Silvex (2,4,5-TP)						
1	8.911	8.907	0.004	5109680	0.005238	
2	9.815	9.812	0.003	1484549	0.004804	
					RPD = 8.65	
1 2,4,5-T						
1	9.228	9.217	0.011	3605628	0.004794	
2	10.300	10.292	0.008	1049416	0.004294	
					RPD = 11.01	
3 2,4-DB						
1	9.846	9.834	0.012	1387198	0.0193	
2	10.948	10.940	0.008	418532	0.0164	
					RPD = 15.96	
8 Dinoseb						
1	11.013	11.009	0.004	2193737	0.003514	
2	11.296	11.294	0.002	539428	0.002878	
					RPD = 19.90	

Report Date: 27-Mar-2013 11:11:02 Chrom Revision: 2.0 01-Feb-2013 10:03:10

TestAmerica Canton

Data File:	\\NCChrom\ChromData\A2HP1\20130322-18190.b\P1000006.D		
Injection Date:	22-Mar-2013 17:26:58	Limit Group:	GC 8151 DOD
Client ID:		Instrument ID:	A2HP1
Lims Batch ID:	79197	Lims Sample ID:	6
Operator ID:	001754	Injection Vol:	1.0 ul
Column Type:		Column Dia:	

Y Scaling:

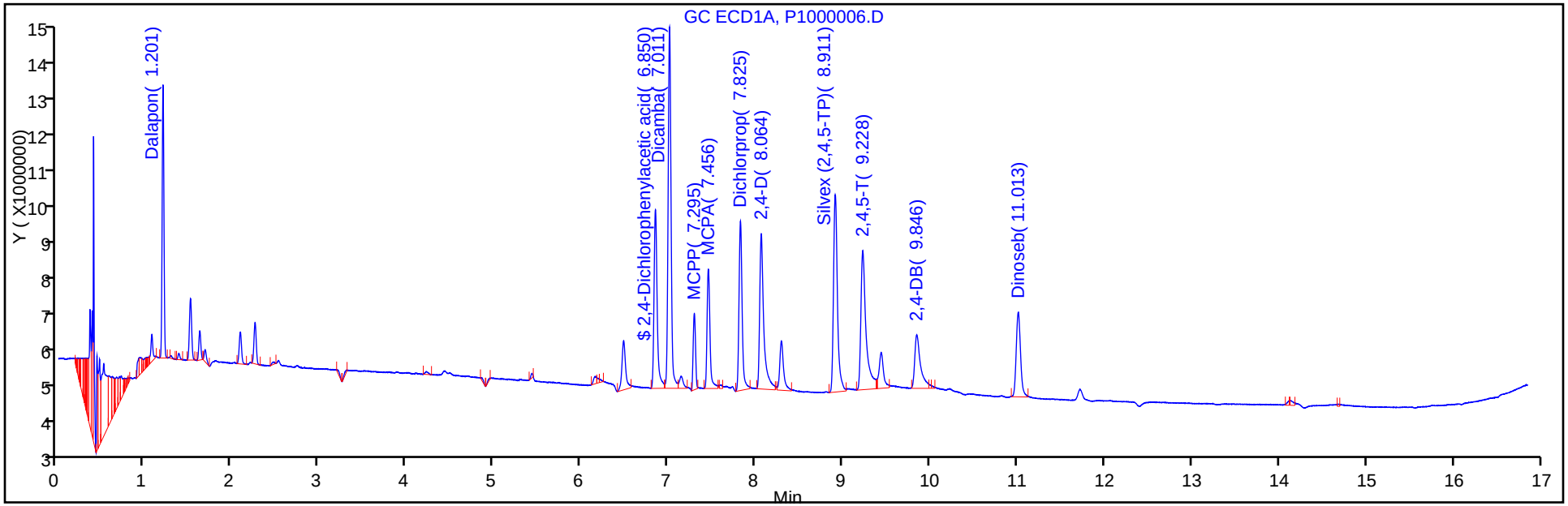

Y Scaling:

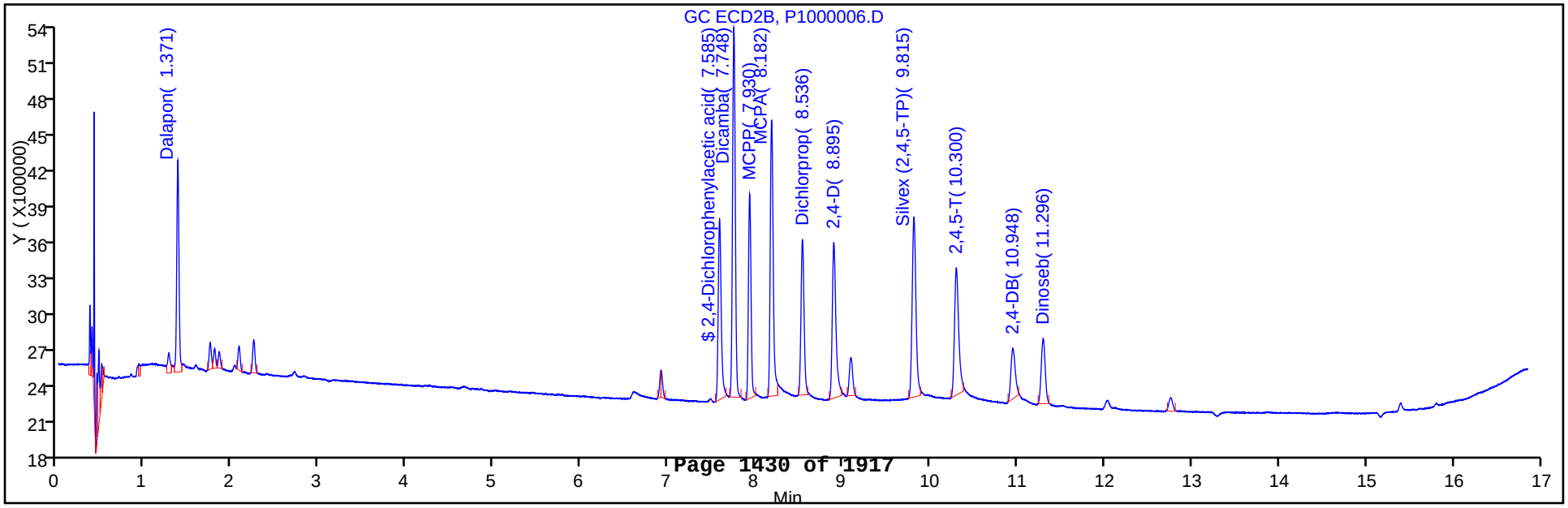

TestAmerica Canton
Target Compound Quantitation Report

Data File:	\\NCChrom\ChromData\A2HP1\20130322-18190.b\P1000007.D		
Lims ID:	STD2 HERB CORP	Client ID:	
Inject. Date:	22-Mar-2013 17:50:30	Dil. Factor:	1.0000
Sample Type:	IC	Calib Level:	2
Sample ID:	240-0018190-007		
Misc. Info.:			
Operator:	001754	Instrument ID:	A2HP1
Injection Vol:	1.0 ul	ALS Bottle#:	7
Lims Batch ID:	79197	Lims Sample ID:	7
Sublist:	chrom-8151_1*sub2		
Detector 1 :	GC ECD1A		
Detector 2 :	GC ecd2b		

Method:	\\NCChrom\ChromData\A2HP1\20130322-18190.b\8151_1.m		
Last Update:	27-Mar-2013 11:11:03	Calib Date:	22-Mar-2013 19:24:11
Quant Method:	External Standard	Quant By:	Initial Calibration
Last ICal File:	\\NCChrom\ChromData\A2HP1\20130322-18190.b\P1000011.D		
Limit Group:	GC 8151 DOD		
Integrator:	Falcon		
Column Type:		Column Dia:	
Process Host:	XAWRK004		

First Level Reviewer: bolgrind Date: 25-Mar-2013 10:53:20

Det	RT	EXP RT	DLT RT	Response	On-Col Amt ng/ul	Flags
5 Dalapon						
1	1.201	1.201	0.000	12855224	0.0228	
2	1.371	1.371	0.000	3276414	0.0211	
					RPD = 7.84	
$ 4 2,4-Dichlorophenylacetic acid						
1	6.848	6.847	0.001	8679553	0.0460	
2	7.584	7.582	0.002	2918381	0.0430	
					RPD = 6.78	
6 Dicamba						
1	7.011	7.011	0.000	17455098	0.0218	
2	7.749	7.748	0.001	6090821	0.0211	
					RPD = 3.14	
10 MCPP						
1	7.296	7.295	0.001	7979111	4.03	
2	7.930	7.930	0.000	7033437	4.06	
					RPD = 0.65	
9 MCPA						
1	7.456	7.455	0.001	12847000	3.93	
2	8.181	8.180	0.001	10436475	4.27	
					RPD = 8.20	
7 Dichlorprop						
1	7.822	7.822	0.000	8082433	0.0456	
2	8.535	8.534	0.001	2528613	0.0425	
					RPD = 7.01	
2 2,4-D						M
1	8.058	8.055	0.003	7873819	0.0409	M
2	8.893	8.889	0.004	2667222	0.0400	
					RPD = 2.32	

Report Date: 27-Mar-2013 11:11:04 Chrom Revision: 2.0 01-Feb-2013 10:03:10
Data File: \\NCChrom\ChromData\A2HP1\20130322-18190.b\P1000007.D

Det	RT	EXP RT	DLT RT	Response	On-Col Amt ng/ul	Flags
12 Silvex (2,4,5-TP)						
1	8.909	8.907	0.002	9851281	0.0101	
2	9.812	9.812	0.000	2989887	0.009674	
					RPD = 4.29	
1 2,4,5-T						
1	9.224	9.217	0.007	6928138	0.009212	
2	10.299	10.292	0.007	2179473	0.008918	
					RPD = 3.24	
3 2,4-DB						
1	9.844	9.834	0.010	2614225	0.0363	
2	10.947	10.940	0.007	893496	0.0350	
					RPD = 3.52	
8 Dinoseb						
1	11.008	11.009	-0.001	4144896	0.006639	
2	11.296	11.294	0.002	1088292	0.005806	
					RPD = 13.39	

QC Flag Legend

Review Flags
M - Manually Integrated

Report Date: 27-Mar-2013 11:11:04 Chrom Revision: 2.0 01-Feb-2013 10:03:10

TestAmerica Canton

Data File:	\\NCChrom\ChromData\A2HP1\20130322-18190.b\P1000007.D		
Injection Date:	22-Mar-2013 17:50:30	Limit Group:	GC 8151 DOD
Client ID:		Instrument ID:	A2HP1
Lims Batch ID:	79197	Lims Sample ID:	7
Operator ID:	001754	Injection Vol:	1.0 ul
Column Type:		Column Dia:	

Y Scaling:

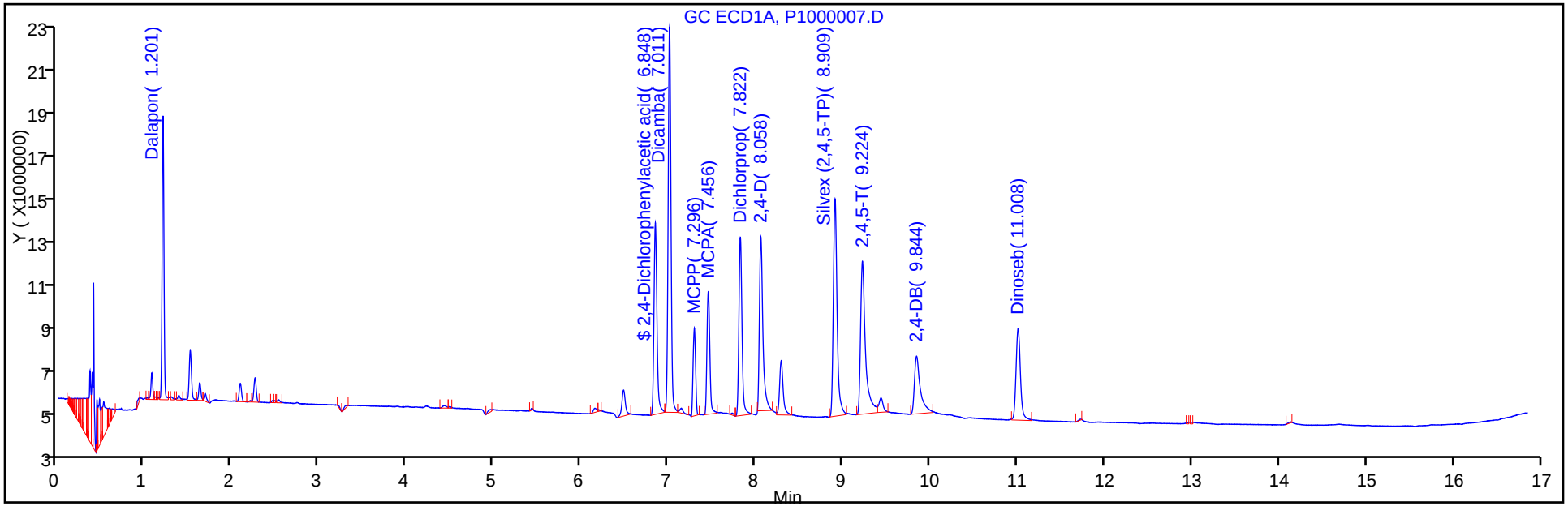

Y Scaling:

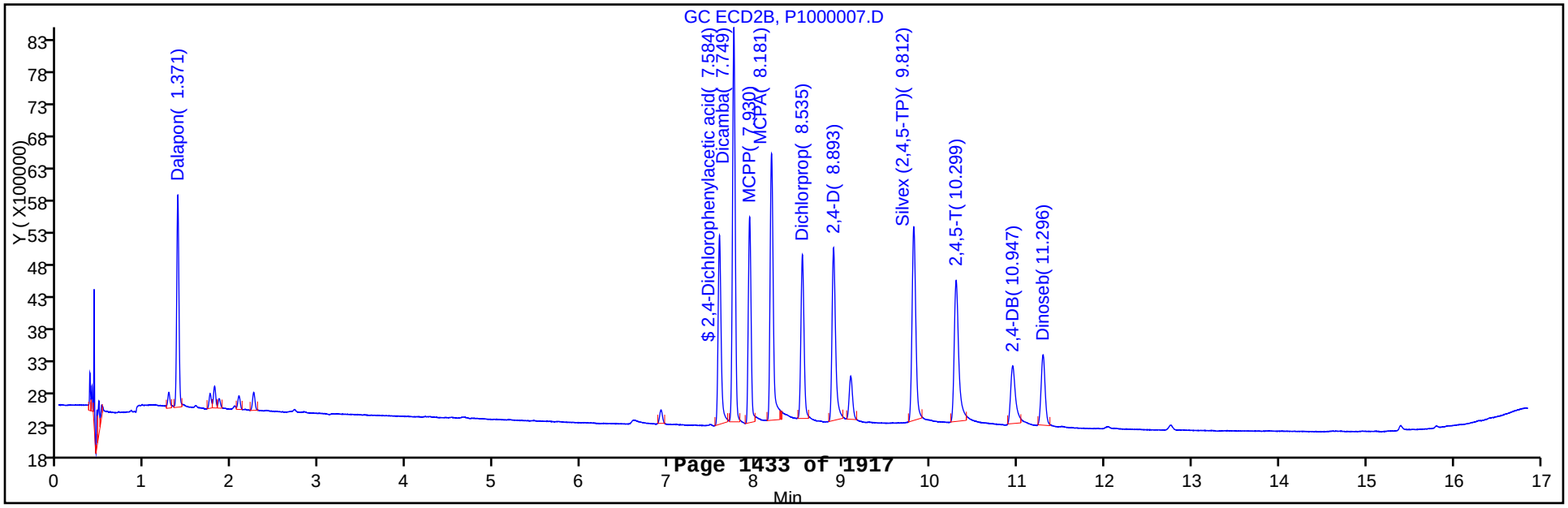

TestAmerica Canton
Target Compound Quantitation Report

Data File:	\\NCChrom\ChromData\A2HP1\20130322-18190.b\P1000008.D		
Lims ID:	STD3 HERB CORP	Client ID:	
Inject. Date:	22-Mar-2013 18:13:54	Dil. Factor:	1.0000
Sample Type:	IC	Calib Level:	3
Sample ID:	240-0018190-008		
Misc. Info.:			
Operator:	001754	Instrument ID:	A2HP1
Injection Vol:	1.0 ul	ALS Bottle#:	8
Lims Batch ID:	79197	Lims Sample ID:	8
Sublist:	chrom-8151_1*sub2		
Detector 1 :	GC ECD1A		
Detector 2 :	GC ecd2b		

Method:	\\NCChrom\ChromData\A2HP1\20130322-18190.b\8151_1.m		
Last Update:	27-Mar-2013 11:11:06	Calib Date:	22-Mar-2013 19:24:11
Quant Method:	External Standard	Quant By:	Initial Calibration
Last ICal File:	\\NCChrom\ChromData\A2HP1\20130322-18190.b\P1000011.D		
Limit Group:	GC 8151 DOD		
Integrator:	Falcon		
Column Type:		Column Dia:	
Process Host:	XAWRK004		

Det	RT	EXP RT	DLT RT	Response	On-Col Amt ng/ul	Flags
5 Dalapon						
1	1.201	1.201	0.000	23061043	0.0409	
2	1.371	1.371	0.000	6432970	0.0414	
					RPD = 1.18	
$ 4 2,4-Dichlorophenylacetic acid						
1	6.847	6.847	0.000	15912261	0.0844	
2	7.582	7.582	0.000	5686114	0.0838	
					RPD = 0.69	
6 Dicamba						
1	7.011	7.011	0.000	33240722	0.0415	
2	7.748	7.748	0.000	11990514	0.0416	
					RPD = 0.18	
10 MCPP						
1	7.295	7.295	0.000	15244751	8.77	
2	7.930	7.930	0.000	12505664	8.97	
					RPD = 2.21	
9 MCPA						
1	7.455	7.455	0.000	22630662	9.25	
2	8.180	8.180	0.000	17342024	8.71	
					RPD = 6.02	
7 Dichlorprop						
1	7.822	7.822	0.000	14944086	0.0843	
2	8.534	8.534	0.000	4968472	0.0835	
					RPD = 0.93	
2 2,4-D						
1	8.055	8.055	0.000	16643608	0.0865	
2	8.889	8.889	0.000	5627804	0.0843	
					RPD = 2.50	

Report Date: 27-Mar-2013 11:11:07 Chrom Revision: 2.0 01-Feb-2013 10:03:10
Data File: \\NCChrom\ChromData\A2HP1\20130322-18190.b\P1000008.D

Det	RT	EXP RT	DLT RT	Response	On-Col Amt ng/ul	Flags
12 Silvex (2,4,5-TP)						
1	8.907	8.907	0.000	19772240	0.0203	
2	9.812	9.812	0.000	6243793	0.0202	
					RPD = 0.33	
1 2,4,5-T						
1	9.217	9.217	0.000	15283394	0.0203	
2	10.292	10.292	0.000	4950345	0.0203	
					RPD = 0.32	
3 2,4-DB						
1	9.834	9.834	0.000	6036792	0.0838	
2	10.940	10.940	0.000	2138596	0.0839	
					RPD = 0.07	
8 Dinoseb						
1	11.009	11.009	0.000	7815768	0.0125	
2	11.294	11.294	0.000	2277691	0.0122	
					RPD = 2.98	

Report Date: 27-Mar-2013 11:11:07 Chrom Revision: 2.0 01-Feb-2013 10:03:10

TestAmerica Canton

Data File:	\\NCChrom\ChromData\A2HP1\20130322-18190.b\P1000008.D		
Injection Date:	22-Mar-2013 18:13:54	Limit Group:	GC 8151 DOD
Client ID:		Instrument ID:	A2HP1
Lims Batch ID:	79197	Lims Sample ID:	8
Operator ID:	001754	Injection Vol:	1.0 ul
Column Type:		Column Dia:	

Y Scaling:

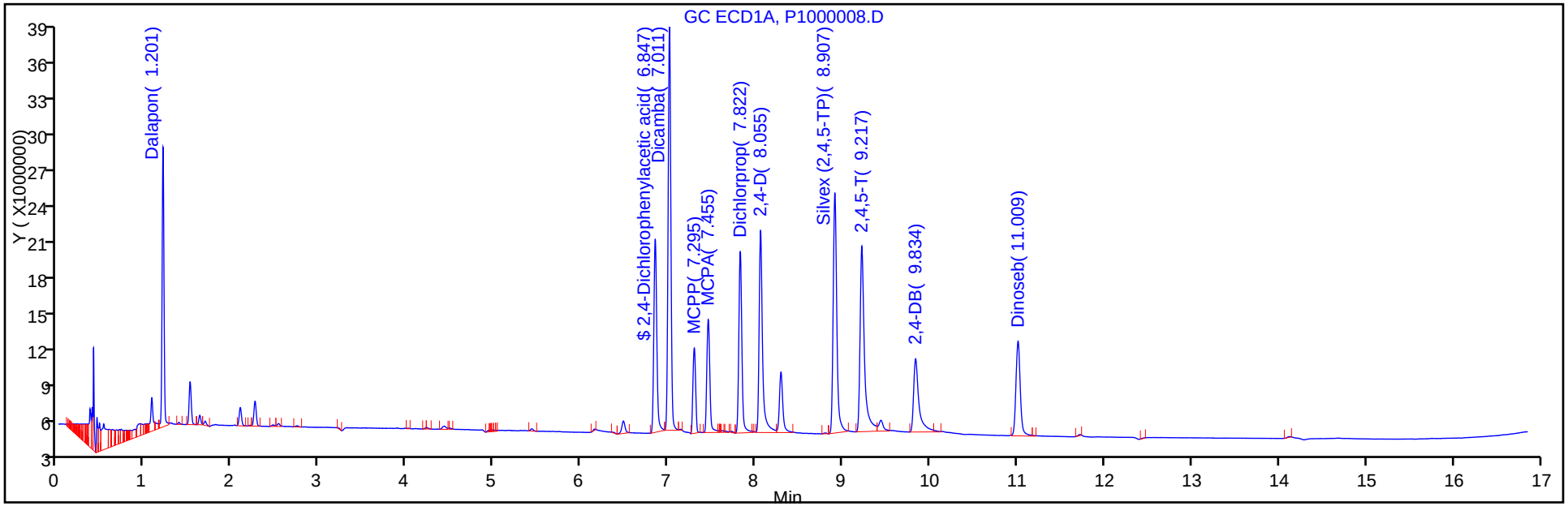

Y Scaling:

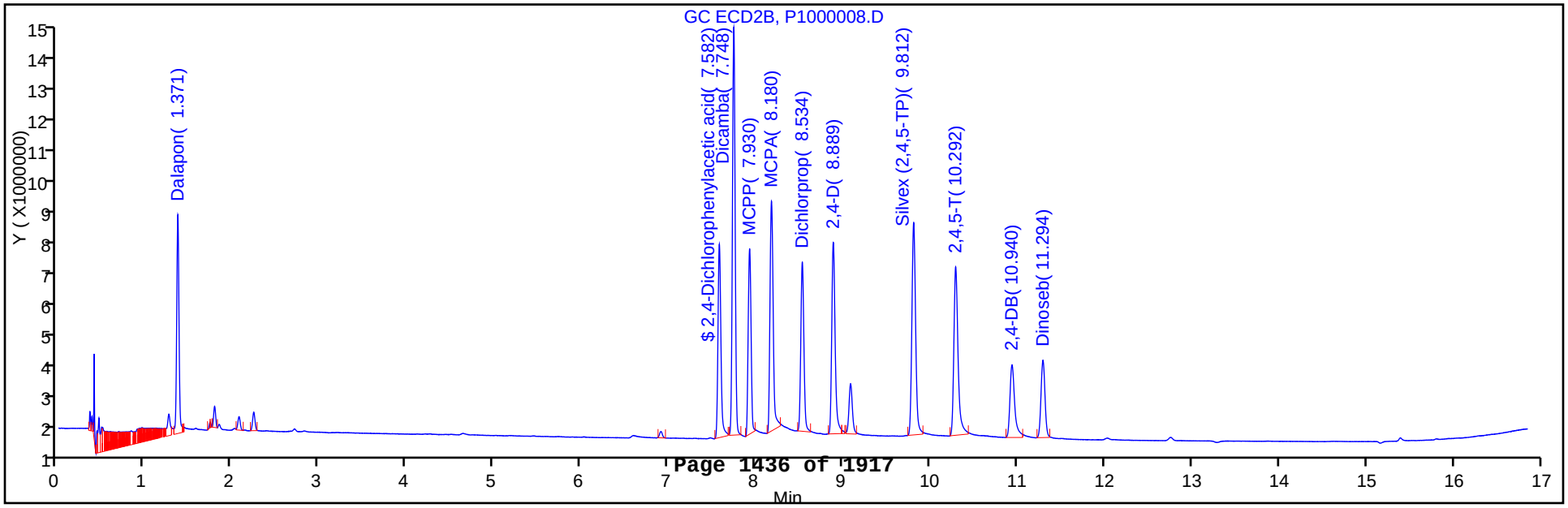

TestAmerica Canton
Target Compound Quantitation Report

Data File:	\\NCChrom\ChromData\A2HP1\20130322-18190.b\P1000009.D		
Lims ID:	STD4 HERB CORP	Client ID:	
Inject. Date:	22-Mar-2013 18:37:19	Dil. Factor:	1.0000
Sample Type:	IC	Calib Level:	4
Sample ID:	240-0018190-009		
Misc. Info.:			
Operator:	001754	Instrument ID:	A2HP1
Injection Vol:	1.0 ul	ALS Bottle#:	9
Lims Batch ID:	79197	Lims Sample ID:	9
Sublist:	chrom-8151_1*sub2		
Detector 1 :	GC ECD1A		
Detector 2 :	GC ecd2b		
Method:	\\NCChrom\ChromData\A2HP1\20130322-18190.b\8151_1.m		
Last Update:	27-Mar-2013 11:11:09	Calib Date:	22-Mar-2013 19:24:11
Quant Method:	External Standard	Quant By:	Initial Calibration
Last ICal File:	\\NCChrom\ChromData\A2HP1\20130322-18190.b\P1000011.D		
Limit Group:	GC 8151 DOD		
Integrator:	Falcon		
Column Type:		Column Dia:	
Process Host:	XAWRK004		

Det	RT	EXP RT	DLT RT	Response	On-Col Amt ng/ul	Flags
5 Dalapon						
1	1.201	1.201	0.000	41343174	0.0733	
2	1.370	1.371	-0.001	11908562	0.0766	
					RPD = 4.39	
$ 4 2,4-Dichlorophenylacetic acid						
1	6.847	6.847	0.000	28259819	0.1499	
2	7.581	7.582	-0.001	10632848	0.1567	
					RPD = 4.46	
6 Dicamba						
1	7.010	7.011	-0.001	60283241	0.0752	
2	7.747	7.748	-0.001	22863232	0.0792	
					RPD = 5.19	
10 MCPP						
1	7.294	7.295	-0.001	26327116	16.3	
2	7.928	7.930	-0.002	20781984	16.8	
					RPD = 2.75	
9 MCPA						
1	7.455	7.455	0.000	35505946	16.5	
2	8.180	8.180	0.000	29025248	16.4	
					RPD = 0.68	
7 Dichlorprop						
1	7.822	7.822	0.000	26373827	0.1487	
2	8.532	8.534	-0.002	9260940	0.1556	
					RPD = 4.53	
2 2,4-D						
1	8.053	8.055	-0.002	30950056	0.1608	
2	8.887	8.889	-0.002	10879976	0.1631	
					RPD = 1.38	

Det	RT	EXP RT	DLT RT	Response	On-Col Amt ng/ul	Flags
12 Silvex (2,4,5-TP)						
1	8.906	8.907	-0.001	38264016	0.0392	
2	9.810	9.812	-0.002	12609813	0.0408	
					RPD = 3.94	
1 2,4,5-T						
1	9.212	9.217	-0.005	30219742	0.0402	
2	10.291	10.292	-0.001	10105046	0.0413	
					RPD = 2.86	
3 2,4-DB						
1	9.830	9.834	-0.004	11392770	0.1582	
2	10.936	10.940	-0.004	4228919	0.1658	
					RPD = 4.73	
8 Dinoseb						
1	11.006	11.009	-0.003	14057865	0.0225	
2	11.293	11.294	-0.001	4563824	0.0243	
					RPD = 7.81	

Report Date: 27-Mar-2013 11:11:10 Chrom Revision: 2.0 01-Feb-2013 10:03:10

TestAmerica Canton

Data File:	\\NCChrom\ChromData\A2HP1\20130322-18190.b\P1000009.D		
Injection Date:	22-Mar-2013 18:37:19	Limit Group:	GC 8151 DOD
Client ID:		Instrument ID:	A2HP1
Lims Batch ID:	79197	Lims Sample ID:	9
Operator ID:	001754	Injection Vol:	1.0 ul
Column Type:		Column Dia:	

Y Scaling:

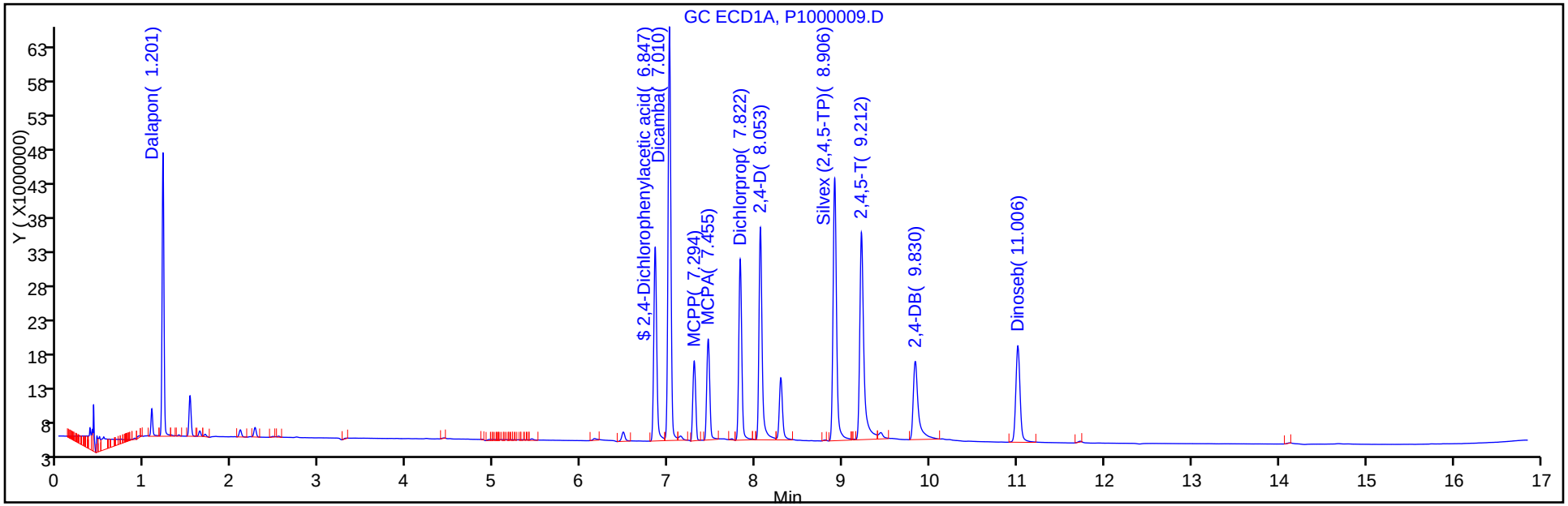

Y Scaling:

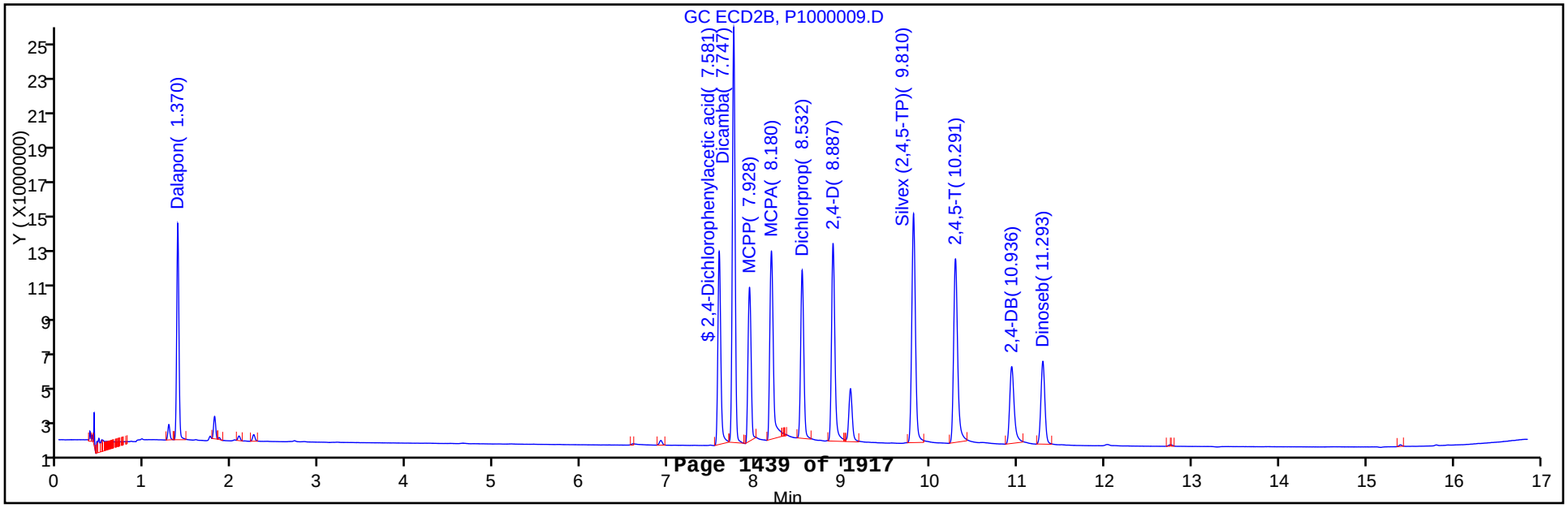

TestAmerica Canton
Target Compound Quantitation Report

Data File:	\\NCChrom\ChromData\A2HP1\20130322-18190.b\P1000010.D		
Lims ID:	STD5 HERB CORP	Client ID:	
Inject. Date:	22-Mar-2013 19:00:46	Dil. Factor:	1.0000
Sample Type:	IC	Calib Level:	5
Sample ID:	240-0018190-010		
Misc. Info.:			
Operator:	001754	Instrument ID:	A2HP1
Injection Vol:	1.0 ul	ALS Bottle#:	10
Lims Batch ID:	79197	Lims Sample ID:	10
Sublist:	chrom-8151_1*sub2		
Detector 1 :	GC ECD1A		
Detector 2 :	GC ecd2b		
Method:	\\NCChrom\ChromData\A2HP1\20130322-18190.b\8151_1.m		
Last Update:	27-Mar-2013 11:11:12	Calib Date:	22-Mar-2013 19:24:11
Quant Method:	External Standard	Quant By:	Initial Calibration
Last ICal File:	\\NCChrom\ChromData\A2HP1\20130322-18190.b\P1000011.D		
Limit Group:	GC 8151 DOD		
Integrator:	Falcon		
Column Type:		Column Dia:	
Process Host:	XAWRK004		

Det	RT	EXP RT	DLT RT	Response	On-Col Amt ng/ul	Flags
5 Dalapon						
1	1.201	1.201	0.000	77414194	0.1372	
2	1.371	1.371	0.000	23298953	0.1498	
					RPD = 8.77	
$ 4 2,4-Dichlorophenylacetic acid						
1	6.846	6.847	-0.001	51433113	0.2728	
2	7.580	7.582	-0.002	19936795	0.2938	
					RPD = 7.44	
6 Dicamba						
1	7.009	7.011	-0.002	116152363	0.1450	
2	7.748	7.748	0.000	43741627	0.1516	
					RPD = 4.48	
10 MCPP						
1	7.294	7.295	-0.001	46648834	31.4	
2	7.929	7.930	-0.001	34447490	31.0	
					RPD = 1.49	
9 MCPA						
1	7.454	7.455	-0.001	59337198	31.1	
2	8.180	8.180	0.000	50495055	31.4	
					RPD = 0.92	
7 Dichlorprop						
1	7.822	7.822	0.000	48595465	0.2740	
2	8.533	8.534	-0.001	17735610	0.2980	
					RPD = 8.39	
2 2,4-D						
1	8.051	8.055	-0.004	58687071	0.3050	
2	8.887	8.889	-0.002	21127355	0.3166	
					RPD = 3.76	

Det	RT	EXP RT	DLT RT	Response	On-Col Amt ng/ul	Flags
12 Silvex (2,4,5-TP)						
1	8.904	8.907	-0.003	76819482	0.0787	
2	9.809	9.812	-0.003	25274896	0.0818	
					RPD = 3.78	
1 2,4,5-T						
1	9.209	9.217	-0.008	62397185	0.0830	
2	10.288	10.292	-0.004	21150357	0.0865	
					RPD = 4.22	
3 2,4-DB						
1	9.824	9.834	-0.010	23785336	0.3302	
2	10.934	10.940	-0.006	8771635	0.3440	
					RPD = 4.08	
8 Dinoseb						
1	11.005	11.009	-0.004	26782198	0.0429	
2	11.291	11.294	-0.003	9093999	0.0485	
					RPD = 12.29	

Report Date: 27-Mar-2013 11:11:12 Chrom Revision: 2.0 01-Feb-2013 10:03:10

TestAmerica Canton

Data File:	\\NCChrom\ChromData\A2HP1\20130322-18190.b\P1000010.D		
Injection Date:	22-Mar-2013 19:00:46	Limit Group:	GC 8151 DOD
Client ID:		Instrument ID:	A2HP1
Lims Batch ID:	79197	Lims Sample ID:	10
Operator ID:	001754	Injection Vol:	1.0 ul
Column Type:		Column Dia:	

Y Scaling:

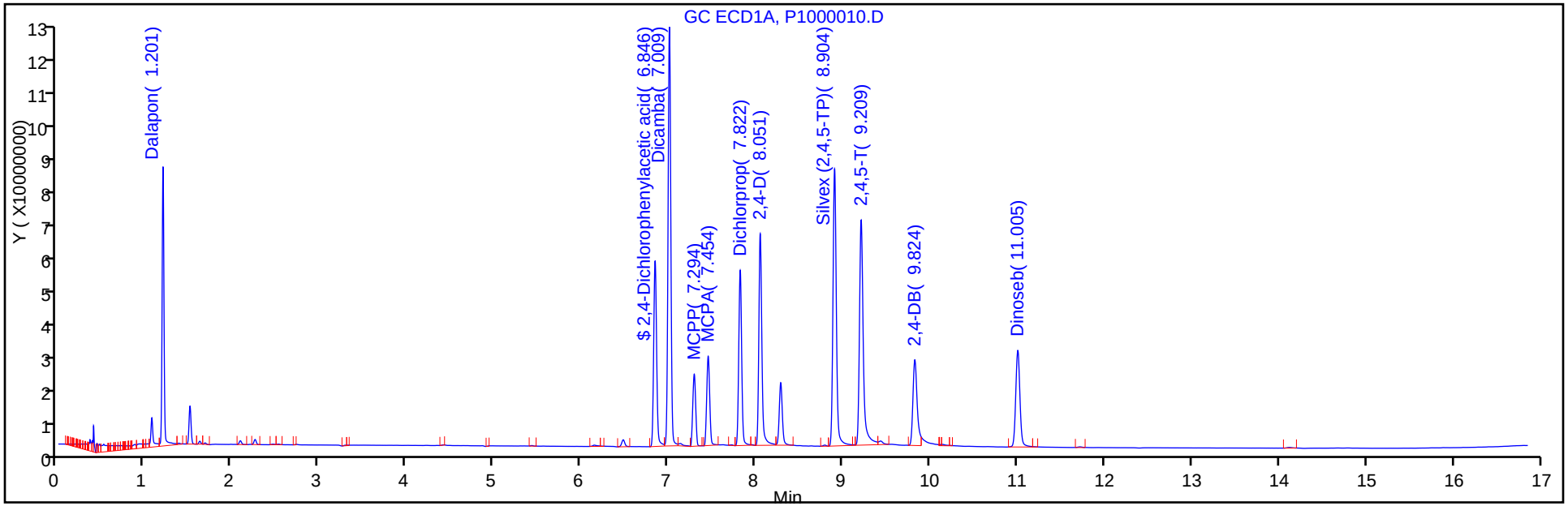

Y Scaling:

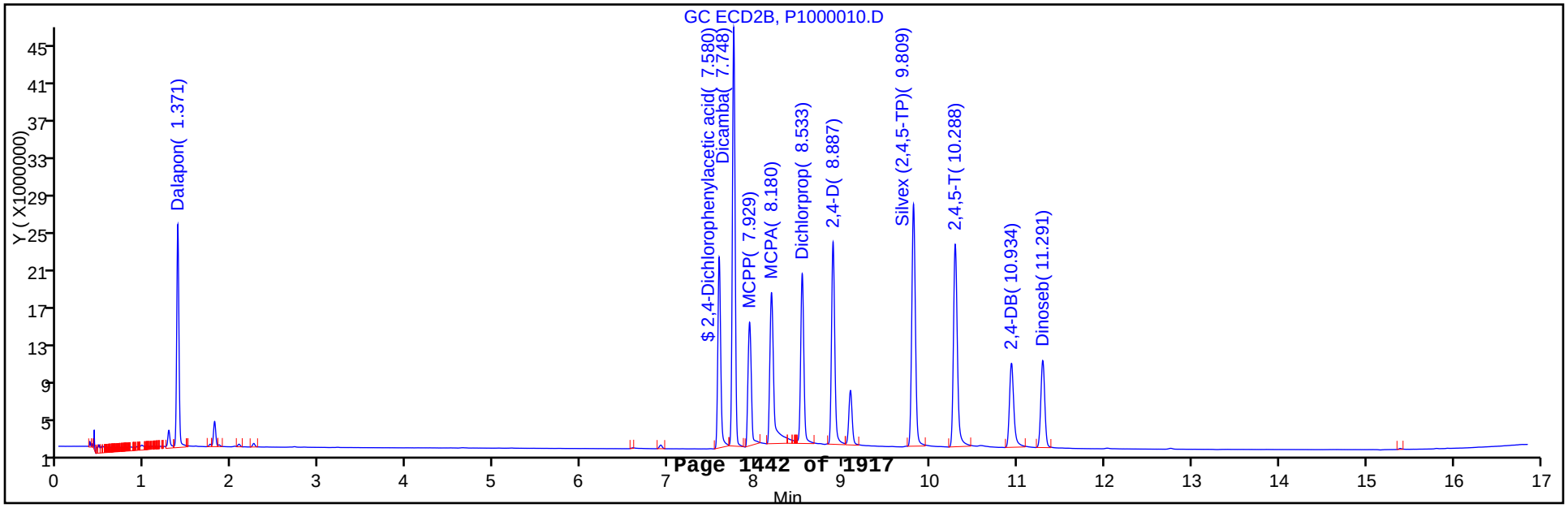

TestAmerica Canton
Target Compound Quantitation Report

Data File:	\\NCChrom\ChromData\A2HP1\20130322-18190.b\P1000011.D		
Lims ID:	STD6 HERB CORP	Client ID:	
Inject. Date:	22-Mar-2013 19:24:11	Dil. Factor:	1.0000
Sample Type:	IC	Calib Level:	6
Sample ID:	240-0018190-011		
Misc. Info.:			
Operator:	001754	Instrument ID:	A2HP1
Injection Vol:	1.0 ul	ALS Bottle#:	11
Lims Batch ID:	79197	Lims Sample ID:	11
Sublist:	chrom-8151_1*sub2		
Detector 1 :	GC ECD1A		
Detector 2 :	GC ecd2b		

Method:	\\NCChrom\ChromData\A2HP1\20130322-18190.b\8151_1.m		
Last Update:	27-Mar-2013 11:11:14	Calib Date:	22-Mar-2013 19:24:11
Quant Method:	External Standard	Quant By:	Initial Calibration
Last ICal File:	\\NCChrom\ChromData\A2HP1\20130322-18190.b\P1000011.D		
Limit Group:	GC 8151 DOD		
Integrator:	Falcon		
Column Type:		Column Dia:	
Process Host:	XAWRK004		

First Level Reviewer: bolgrind Date: 25-Mar-2013 10:49:11

Det	RT	EXP RT	DLT RT	Response	On-Col Amt ng/ul	Flags
5 Dalapon						
1	1.201	1.201	0.000	146669878	0.2600	
2	1.370	1.371	-0.001	44533504	0.2863	
					RPD = 9.65	
$ 4 2,4-Dichlorophenylacetic acid						
1	6.845	6.847	-0.002	94044156	0.4988	
2	7.580	7.582	-0.002	38246557	0.5637	
					RPD = 12.23	
6 Dicamba						
1	7.010	7.011	-0.001	220412076	0.2751	
2	7.749	7.748	0.001	83907055	0.2908	
					RPD = 5.56	
10 MCPP						
1	7.295	7.295	0.000	82407313	64.2	
2	7.930	7.930	0.000	59747602	64.3	
					RPD = 0.19	
9 MCPA						
1	7.455	7.455	0.000	104383834	64.2	
2	8.182	8.180	0.002	92234923	64.1	
					RPD = 0.14	
7 Dichlorprop						
1	7.820	7.822	-0.002	89216360	0.5031	
2	8.533	8.534	-0.001	34759414	0.5841	
					RPD = 14.90	
2 2,4-D						
1	8.051	8.055	-0.004	110114343	0.5722	
2	8.886	8.889	-0.003	41663677	0.6244	
					RPD = 8.73	

Report Date: 27-Mar-2013 11:11:14 Chrom Revision: 2.0 01-Feb-2013 10:03:10
Data File: \\NCChrom\ChromData\A2HP1\20130322-18190.b\P1000011.D

Det	RT	EXP RT	DLT RT	Response	On-Col Amt ng/ul	Flags
12 Silvex (2,4,5-TP)						
1	8.904	8.907	-0.003	150467936	0.1542	
2	9.809	9.812	-0.003	50406600	0.1631	
					RPD = 5.58	
1 2,4,5-T						
1	9.206	9.217	-0.011	127826355	0.1700	
2	10.285	10.292	-0.007	43833333	0.1794	
					RPD = 5.38	
3 2,4-DB						
1	9.820	9.834	-0.014	48928404	0.6793	
2	10.929	10.940	-0.011	18660468	0.7318	
					RPD = 7.44	
8 Dinoseb						
1	11.003	11.009	-0.006	50765331	0.0813	
2	11.292	11.294	-0.002	18630095	0.0994	
					RPD = 20.01	

Report Date: 27-Mar-2013 11:11:14 Chrom Revision: 2.0 01-Feb-2013 10:03:10

TestAmerica Canton

Data File:	\\NCChrom\ChromData\A2HP1\20130322-18190.b\P1000011.D		
Injection Date:	22-Mar-2013 19:24:11	Limit Group:	GC 8151 DOD
Client ID:		Instrument ID:	A2HP1
Lims Batch ID:	79197	Lims Sample ID:	11
Operator ID:	001754	Injection Vol:	1.0 ul
Column Type:		Column Dia:	

Y Scaling:

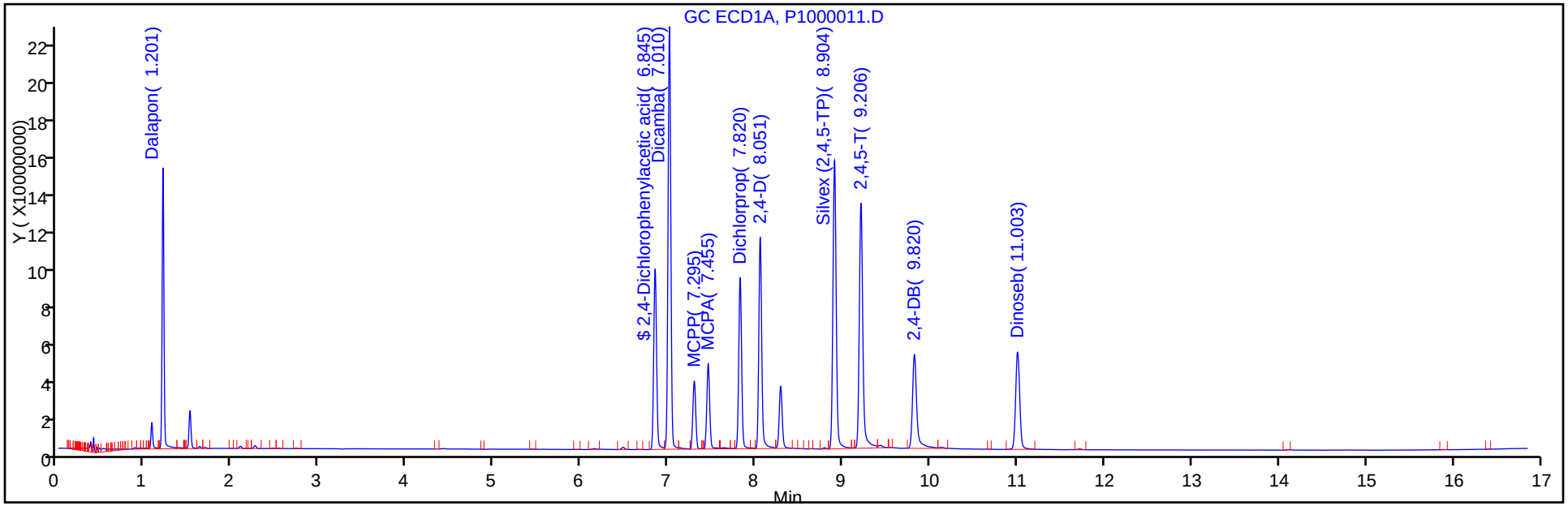

Y Scaling:

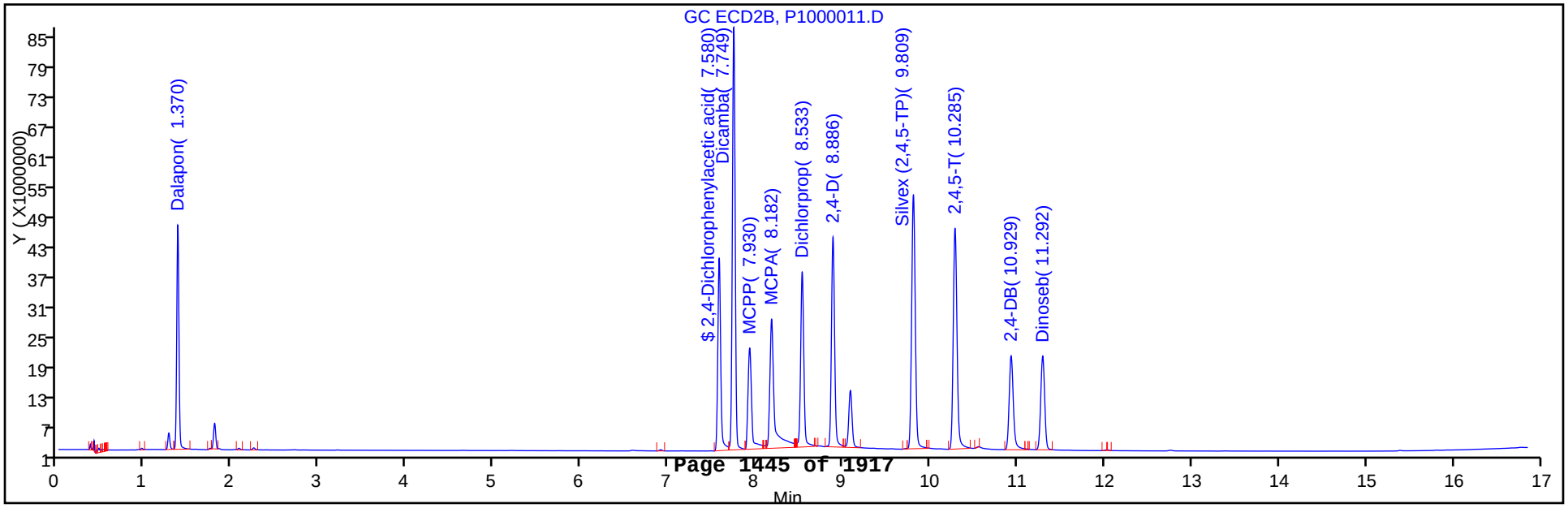

FORM VII
GC SEMI VOA CONTINUING CALIBRATION DATA

Lab Name: TestAmerica Canton Job No.: 240-21987-1

SDG No.:

Lab Sample ID: ICV 240-79197/12 Calibration Date: 03/22/2013 19:47

Instrument ID: A2HP1 Calib Start Date: 03/22/2013 17:26

GC Column: CLP-1 ID: 0.53(mm) Calib End Date: 03/22/2013 19:24

Lab File ID: P1000012.D Conc. Units: ng/uL

ANALYTE	CURVE TYPE	AVE CF	CF	MIN CF	CALC AMOUNT	SPIKE AMOUNT	%D	MAX %D
Dalapon	Ave	564215505	527870351		0.0373	0.0399	-6.4	20.0
Dicamba	Ave	801201461	781795675		0.0390	0.0400	-2.4	20.0
MCPP	Qua		1823259		8.34	8.00	4.2	20.0
MCPA	Qua		2671825		8.56	8.00	6.9	20.0
Dichlorprop	Ave	177345468	194269263		0.0876	0.0800	9.5	20.0
2,4-D	Ave	192446722	203770550		0.0847	0.0800	5.9	20.0
Silvex (2,4,5-TP)	Ave	975490771	987542950		0.0202	0.0200	1.2	20.0
2,4,5-T	Ave	752080364	794274450		0.0211	0.0200	5.6	20.0
2,4-DB	Ave	72026674	72512763		0.0805	0.0800	0.7	20.0
Dinoseb	Ave	624314672	665463583		0.0128	0.0120	6.6	20.0
2,4-Dichlorophenylacetic acid	Ave	188558155	190816825		0.0810	0.0800	1.2	20.0

FORM VII
GC SEMI VOA CONTINUING CALIBRATION RETENTION TIME SUMMARY

Lab Name: TestAmerica Canton Job No.: 240-21987-1

SDG No.:

Lab Sample ID: ICV 240-79197/12 Calibration Date: 03/22/2013 19:47

Instrument ID: A2HP1 Calib Start Date: 03/22/2013 17:26

GC Column: CLP-1 ID: 0.53(mm) Calib End Date: 03/22/2013 19:24

Lab File ID: P1000012.D

Analyte	RT	RT WINDOW	
		FROM	TO
Dalapon	1.20	1.18	1.22
Dicamba	7.01	6.99	7.03
MCPP	7.30	7.28	7.32
MCPA	7.45	7.44	7.48
Dichlorprop	7.82	7.80	7.84
2,4-D	8.05	8.04	8.08
Silvex (2,4,5-TP)	8.91	8.89	8.93
2,4,5-T	9.22	9.20	9.24
2,4-DB	9.83	9.81	9.85
Dinoseb	11.01	10.98	11.04
2,4-Dichlorophenylacetic acid	6.85	6.83	6.87

TestAmerica Canton
Target Compound Quantitation Report

Data File: \\NCChrom\ChromData\A2HP1\20130322-18190.b\P1000012.D
Lims ID: ICV Client ID:
Inject. Date: 22-Mar-2013 19:47:34 Dil. Factor: 1.0000
Sample Type: ICV
Sample ID: 240-0018190-012
Misc. Info.:
Operator: 001754 Instrument ID: A2HP1
Injection Vol: 1.0 ul ALS Bottle#: 12
Lims Batch ID: 79197 Lims Sample ID: 12
Sublist:
Detector 1 : GC ECD1A
Detector 2 : GC ecd2b

Method: \\NCChrom\ChromData\A2HP1\20130322-18190.b\8151_1.m
Last Update: 27-Mar-2013 11:19:53 Calib Date: 22-Mar-2013 19:24:11
Quant Method: External Standard Quant By: Initial Calibration
Last ICal File: \\NCChrom\ChromData\A2HP1\20130322-18190.b\P1000011.D
Limit Group: GC 8151 DOD
Integrator: Falcon
Column Type: Column Dia:
Process Host: XAWRK004

First Level Reviewer: bolgrind Date: 25-Mar-2013 10:54:37

Det	RT	EXP RT	DLT RT	Response	On-Col Amt ng/ul	Flags
5 Dalapon						
1	1.202	1.201	0.001	21062027	0.0373	
2	1.371	1.371	0.000	5747701	0.0370	
					RPD = 1.01	
$ 4 2,4-Dichlorophenylacetic acid						
1	6.847	6.847	0.000	15265346	0.0810	
2	7.582	7.582	0.000	5395200	0.0795	
					RPD = 1.80	
6 Dicamba						
1	7.010	7.011	-0.001	31271827	0.0390	
2	7.747	7.748	-0.001	11303621	0.0392	
					RPD = 0.38	
10 MCPP						
1	7.295	7.295	0.000	14586072	8.34	
2	7.929	7.930	-0.001	12266614	8.75	
					RPD = 4.85	
9 MCPA						
1	7.454	7.455	-0.001	21374602	8.56	
2	8.180	8.180	0.000	17035597	8.51	
					RPD = 0.55	
7 Dichlorprop						
1	7.822	7.822	0.000	15541541	0.0876	
2	8.533	8.534	-0.001	5228970	0.0879	
					RPD = 0.26	
2 2,4-D						
1	8.054	8.055	-0.001	16301644	0.0847	
2	8.889	8.889	0.000	5664295	0.0849	
					RPD = 0.22	

Report Date: 27-Mar-2013 11:19:54 Chrom Revision: 2.0 01-Feb-2013 10:03:10
Data File: \\NCChrom\ChromData\A2HP1\20130322-18190.b\P1000012.D

Det	RT	EXP RT	DLT RT	Response	On-Col Amt ng/ul	Flags
12 Silvex (2,4,5-TP)						
1	8.907	8.907	0.000	19750859	0.0202	
2	9.811	9.812	-0.001	6186286	0.0200	
					RPD = 1.14	
1 2,4,5-T						
1	9.215	9.217	-0.002	15885489	0.0211	
2	10.291	10.292	-0.001	5106092	0.0209	
					RPD = 1.09	
3 2,4-DB						
1	9.831	9.834	-0.003	5801021	0.0805	
2	10.937	10.940	-0.003	2077441	0.0815	
					RPD = 1.15	
8 Dinoseb						
1	11.007	11.009	-0.002	7985563	0.0128	
2	11.292	11.294	-0.002	2215894	0.0118	
					RPD = 7.88	

Report Date: 27-Mar-2013 11:19:54 Chrom Revision: 2.0 01-Feb-2013 10:03:10

TestAmerica Canton

Data File:	\\NCChrom\ChromData\A2HP1\20130322-18190.b\P1000012.D		
Injection Date:	22-Mar-2013 19:47:34	Limit Group:	GC 8151 DOD
Client ID:		Instrument ID:	A2HP1
Lims Batch ID:	79197	Lims Sample ID:	12
Operator ID:	001754	Injection Vol:	1.0 ul
Column Type:		Column Dia:	

Y Scaling:

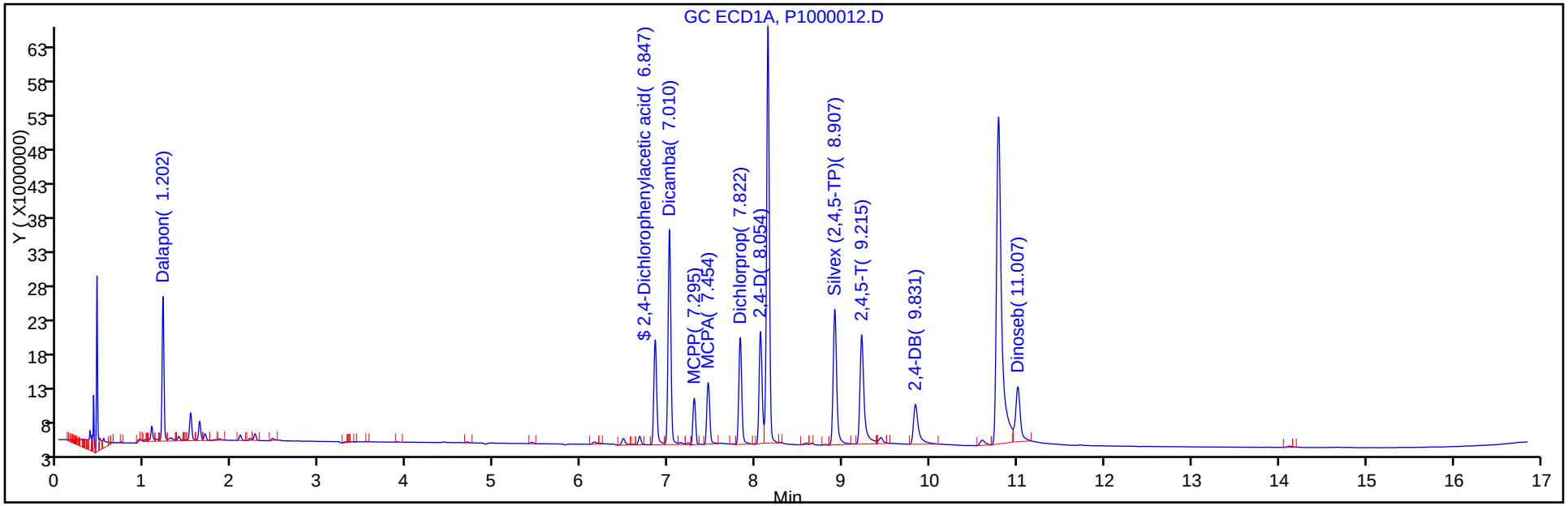

Y Scaling:

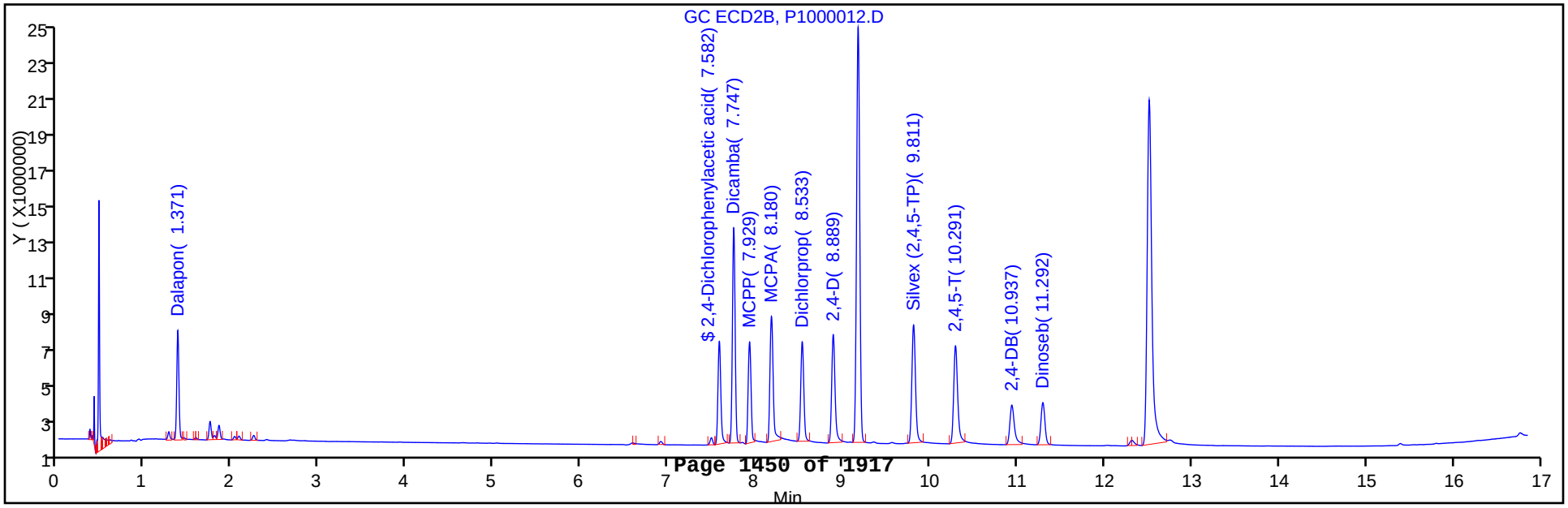

FORM VII
GC SEMI VOA CONTINUING CALIBRATION DATA

Lab Name: TestAmerica Canton Job No.: 240-21987-1

SDG No.:

Lab Sample ID: ICV 240-79197/12 Calibration Date: 03/22/2013 19:47

Instrument ID: A2HP1 Calib Start Date: 03/22/2013 17:26

GC Column: CLP-2 ID: 0.53(mm) Calib End Date: 03/22/2013 19:24

Lab File ID: P1000012.D Conc. Units: ng/uL

ANALYTE	CURVE TYPE	AVE CF	CF	MIN CF	CALC AMOUNT	SPIKE AMOUNT	%D	MAX %D
Dalapon	Ave	155536805	144052657		0.0370	0.0399	-7.4	20.0
Dicamba	Ave	288495553	282590525		0.0392	0.0400	-2.0	20.0
MCPP	Qua		1533327		8.75	8.00	9.4	20.0
MCPA	Qua		2129450		8.51	8.00	6.4	20.0
Dichlorprop	Ave	59513011	65362125		0.0879	0.0800	9.8	20.0
2,4-D	Ave	66722880	70803688		0.0849	0.0800	6.1	20.0
Silvex (2,4,5-TP)	Ave	309051821	309314300		0.0200	0.0200	0.0	20.0
2,4,5-T	Ave	244385282	255304600		0.0209	0.0200	4.5	20.0
2,4-DB	Ave	25499256	25968013		0.0815	0.0800	1.8	20.0
Dinoseb	Ave	187446675	184657833		0.0118	0.0120	-1.5	20.0
2,4-Dichlorophenylacetic acid	Ave	67848830	67440000		0.0795	0.0800	-0.6	20.0

FORM VII
GC SEMI VOA CONTINUING CALIBRATION RETENTION TIME SUMMARY

Lab Name: TestAmerica Canton Job No.: 240-21987-1

SDG No.:

Lab Sample ID: ICV 240-79197/12 Calibration Date: 03/22/2013 19:47

Instrument ID: A2HP1 Calib Start Date: 03/22/2013 17:26

GC Column: CLP-2 ID: 0.53(mm) Calib End Date: 03/22/2013 19:24

Lab File ID: P1000012.D

Analyte	RT	RT WINDOW	
		FROM	TO
Dalapon	1.37	1.35	1.39
Dicamba	7.75	7.73	7.77
MCPP	7.93	7.91	7.95
MCPA	8.18	8.16	8.20
Dichlorprop	8.53	8.51	8.55
2,4-D	8.89	8.87	8.91
Silvex (2,4,5-TP)	9.81	9.79	9.83
2,4,5-T	10.29	10.27	10.31
2,4-DB	10.94	10.92	10.96
Dinoseb	11.29	11.26	11.32
2,4-Dichlorophenylacetic acid	7.58	7.56	7.60

TestAmerica Canton
Target Compound Quantitation Report

Data File: \\NCChrom\ChromData\A2HP1\20130322-18190.b\P1000012.D
Lims ID: ICV
Client ID:
Inject. Date: 22-Mar-2013 19:47:34
Dil. Factor: 1.0000
Sample Type: ICV
Sample ID: 240-0018190-012
Misc. Info.:
Operator: 001754
Instrument ID: A2HP1
Injection Vol: 1.0 ul
ALS Bottle#: 12
Lims Batch ID: 79197
Lims Sample ID: 12
Sublist:
Detector 1 : GC ECD1A
Detector 2 : GC ecd2b

Method: \\NCChrom\ChromData\A2HP1\20130322-18190.b\8151_1.m
Last Update: 27-Mar-2013 11:19:53
Calib Date: 22-Mar-2013 19:24:11
Quant Method: External Standard
Quant By: Initial Calibration
Last ICal File: \\NCChrom\ChromData\A2HP1\20130322-18190.b\P1000011.D
Limit Group: GC 8151 DOD
Integrator: Falcon
Column Type:
Column Dia:
Process Host: XAWRK004

First Level Reviewer: bolgrind
Date: 25-Mar-2013 10:54:37

Det	RT	EXP RT	DLT RT	Response	On-Col Amt ng/ul	Flags
5 Dalapon						
1	1.202	1.201	0.001	21062027	0.0373	
2	1.371	1.371	0.000	5747701	0.0370	
					RPD = 1.01	
$ 4 2,4-Dichlorophenylacetic acid						
1	6.847	6.847	0.000	15265346	0.0810	
2	7.582	7.582	0.000	5395200	0.0795	
					RPD = 1.80	
6 Dicamba						
1	7.010	7.011	-0.001	31271827	0.0390	
2	7.747	7.748	-0.001	11303621	0.0392	
					RPD = 0.38	
10 MCPP						
1	7.295	7.295	0.000	14586072	8.34	
2	7.929	7.930	-0.001	12266614	8.75	
					RPD = 4.85	
9 MCPA						
1	7.454	7.455	-0.001	21374602	8.56	
2	8.180	8.180	0.000	17035597	8.51	
					RPD = 0.55	
7 Dichlorprop						
1	7.822	7.822	0.000	15541541	0.0876	
2	8.533	8.534	-0.001	5228970	0.0879	
					RPD = 0.26	
2 2,4-D						
1	8.054	8.055	-0.001	16301644	0.0847	
2	8.889	8.889	0.000	5664295	0.0849	
					RPD = 0.22	

Det	RT	EXP RT	DLT RT	Response	On-Col Amt ng/ul	Flags
12 Silvex (2,4,5-TP)						
1	8.907	8.907	0.000	19750859	0.0202	
2	9.811	9.812	-0.001	6186286	0.0200	
					RPD = 1.14	
1 2,4,5-T						
1	9.215	9.217	-0.002	15885489	0.0211	
2	10.291	10.292	-0.001	5106092	0.0209	
					RPD = 1.09	
3 2,4-DB						
1	9.831	9.834	-0.003	5801021	0.0805	
2	10.937	10.940	-0.003	2077441	0.0815	
					RPD = 1.15	
8 Dinoseb						
1	11.007	11.009	-0.002	7985563	0.0128	
2	11.292	11.294	-0.002	2215894	0.0118	
					RPD = 7.88	

Report Date: 27-Mar-2013 11:19:54 Chrom Revision: 2.0 01-Feb-2013 10:03:10

TestAmerica Canton

Data File:	\\NCChrom\ChromData\A2HP1\20130322-18190.b\P1000012.D		
Injection Date:	22-Mar-2013 19:47:34	Limit Group:	GC 8151 DOD
Client ID:		Instrument ID:	A2HP1
Lims Batch ID:	79197	Lims Sample ID:	12
Operator ID:	001754	Injection Vol:	1.0 ul
Column Type:		Column Dia:	

Y Scaling:

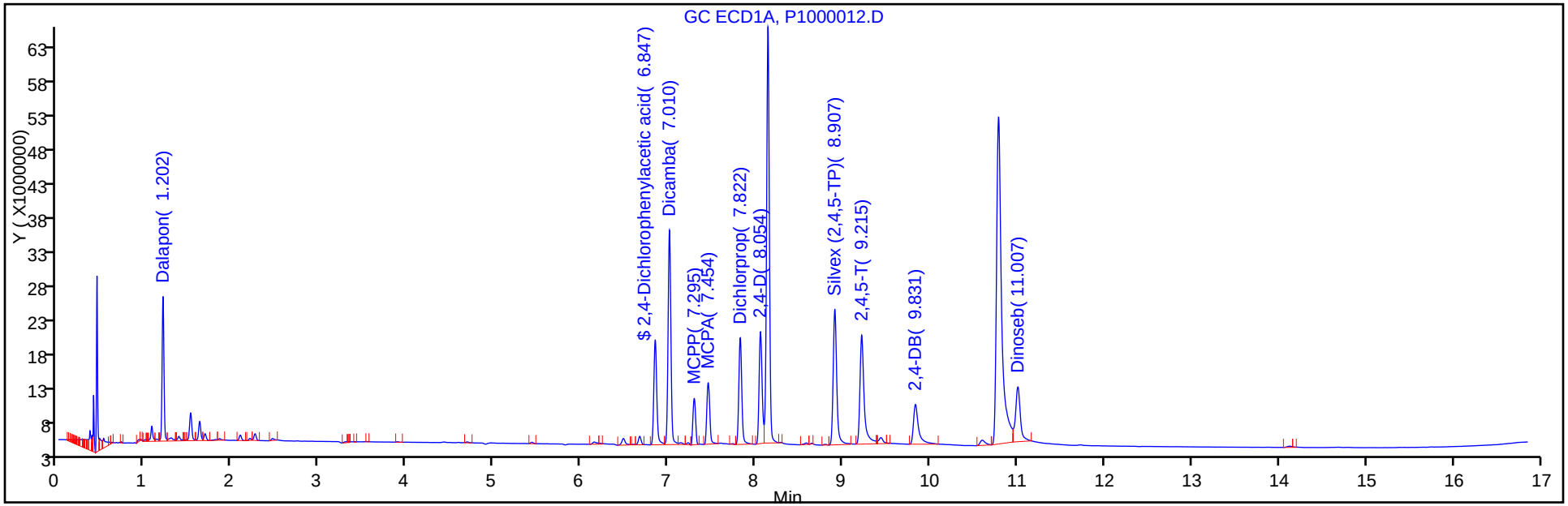

Y Scaling:

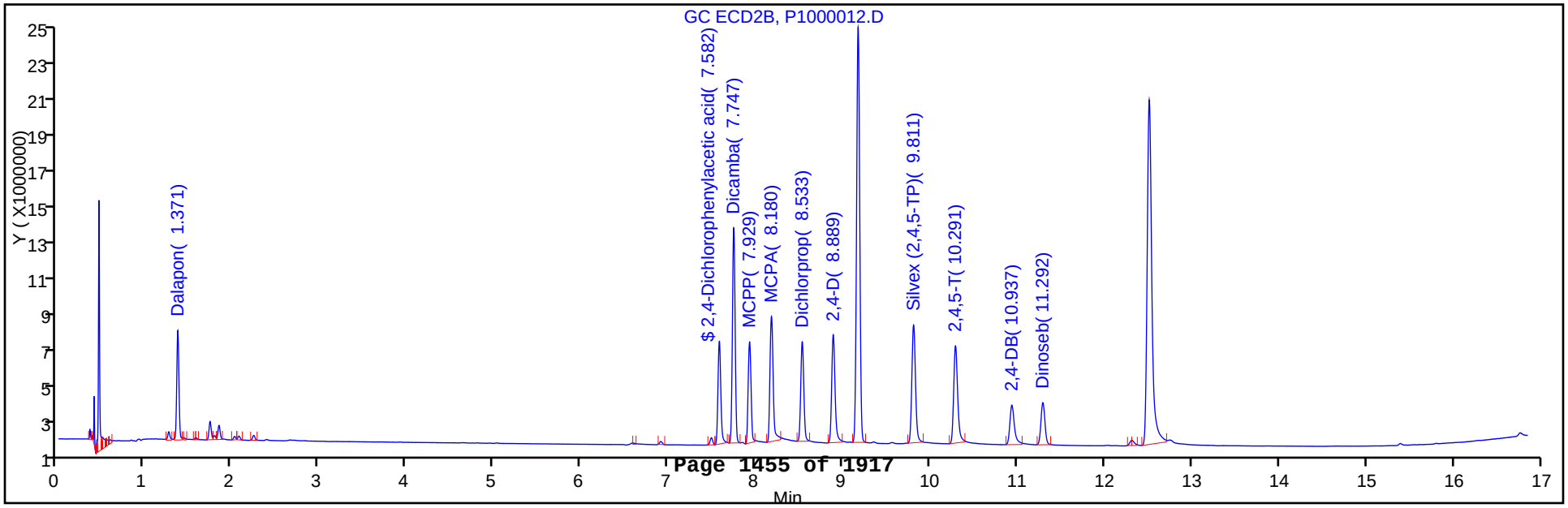

FORM VII
GC SEMI VOA CONTINUING CALIBRATION DATA

Lab Name: TestAmerica Canton Job No.: 240-21987-1

SDG No.:

Lab Sample ID: CCV 240-79197/14 Calibration Date: 03/22/2013 20:34

Instrument ID: A2HP1 Calib Start Date: 03/18/2013 20:16

GC Column: CLP-1 ID: 0.53(mm) Calib End Date: 03/18/2013 22:13

Lab File ID: P1000014.D Conc. Units: ng/uL

ANALYTE	CURVE TYPE	AVE CF	CF	MIN CF	CALC AMOUNT	SPIKE AMOUNT	%D	MAX %D
Pentachlorophenol	Lin1		2638166600		0.00971	0.0100	-2.9	20.0

FORM VII 8151/DOD

FORM VII
GC SEMI VOA CONTINUING CALIBRATION RETENTION TIME SUMMARY

Lab Name: TestAmerica Canton Job No.: 240-21987-1

SDG No.:

Lab Sample ID: CCV 240-79197/14 Calibration Date: 03/22/2013 20:34

Instrument ID: A2HP1 Calib Start Date: 03/18/2013 20:16

GC Column: CLP-1 ID: 0.53(mm) Calib End Date: 03/18/2013 22:13

Lab File ID: P1000014.D

Analyte	RT	RT WINDOW	
		FROM	TO
Pentachlorophenol	8.14	8.12	8.16

Form VII 8151/DOD

TestAmerica Canton
Target Compound Quantitation Report

Data File:	\\NCChrom\ChromData\A2HP1\20130322-18190.b\P1000014.D		
Lims ID:	CCV PCP	Client ID:	
Inject. Date:	22-Mar-2013 20:34:23	Dil. Factor:	1.0000
Sample Type:	CCV		
Sample ID:	240-0018190-014		
Misc. Info.:			
Operator:	001754	Instrument ID:	A2HP1
Injection Vol:	1.0 ul	ALS Bottle#:	14
Lims Batch ID:	79197	Lims Sample ID:	14
Sublist:	chrom-8151_1*sub1		
Detector 1 :	GC ECD1A		
Detector 2 :	GC ecd2b		
Method:	\\NCChrom\ChromData\A2HP1\20130322-18190.b\8151_1.m		
Last Update:	27-Mar-2013 11:19:55	Calib Date:	22-Mar-2013 19:24:11
Quant Method:	External Standard	Quant By:	Initial Calibration
Last ICal File:	\\NCChrom\ChromData\A2HP1\20130322-18190.b\P1000011.D		
Limit Group:	GC 8151 DOD		
Integrator:	Falcon		
Column Type:		Column Dia:	
Process Host:	XAWRK004		

Det	RT	EXP RT	DLT RT	Response	On-Col Amt ng/ul	Flags
11 Pentachlorophenol						
1	8.143	8.143	0.000	26381666	0.009712	
2	9.178	9.178	0.000	9687513	0.009683	
					RPD = 0.29	

Report Date: 27-Mar-2013 11:19:55 Chrom Revision: 2.0 01-Feb-2013 10:03:10

TestAmerica Canton

Data File:	\\NCChrom\ChromData\A2HP1\20130322-18190.b\P1000014.D		
Injection Date:	22-Mar-2013 20:34:23	Limit Group:	GC 8151 DOD
Client ID:		Instrument ID:	A2HP1
Lims Batch ID:	79197	Lims Sample ID:	14
Operator ID:	001754	Injection Vol:	1.0 ul
Column Type:		Column Dia:	

Y Scaling:

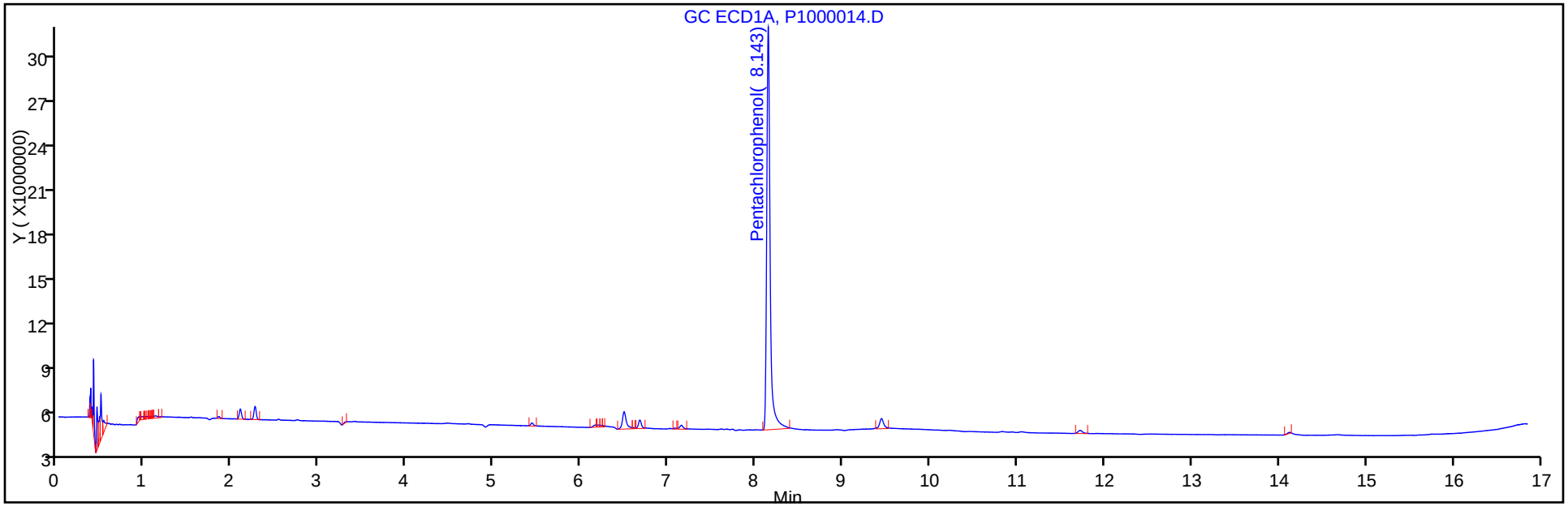

Y Scaling:

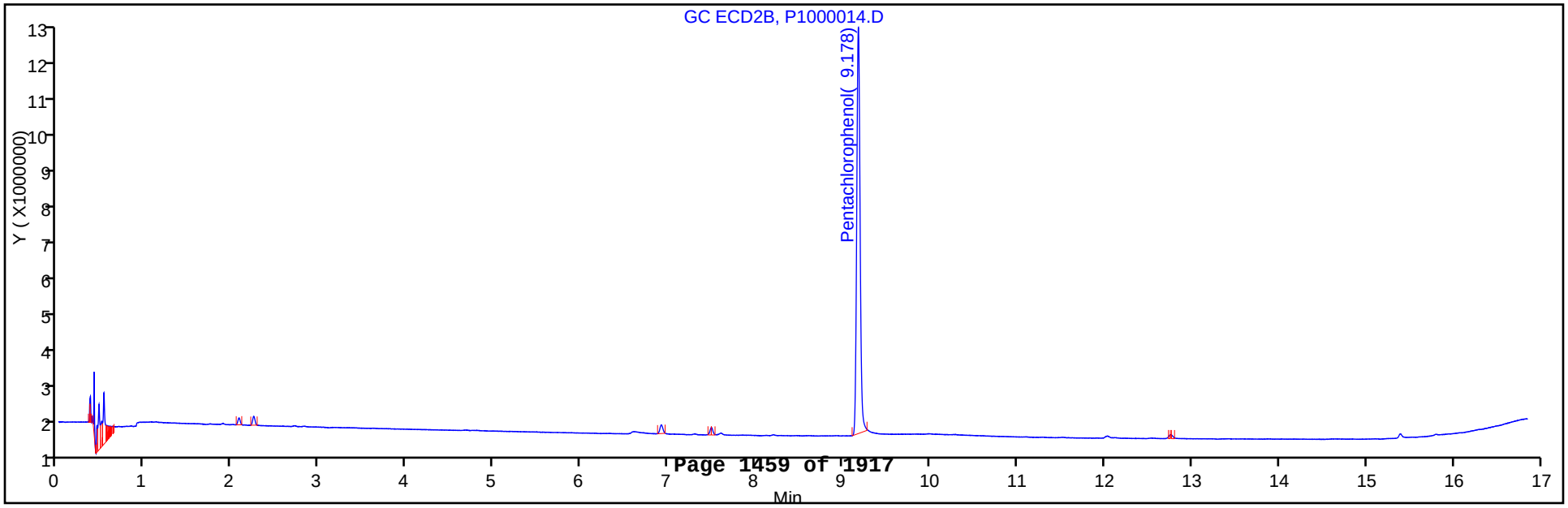

FORM VII
GC SEMI VOA CONTINUING CALIBRATION DATA

Lab Name: TestAmerica Canton Job No.: 240-21987-1

SDG No.:

Lab Sample ID: CCV 240-79197/14 Calibration Date: 03/22/2013 20:34

Instrument ID: A2HP1 Calib Start Date: 03/18/2013 20:16

GC Column: CLP-2 ID: 0.53(mm) Calib End Date: 03/18/2013 22:13

Lab File ID: P1000014.D Conc. Units: ng/uL

ANALYTE	CURVE TYPE	AVE CF	CF	MIN CF	CALC AMOUNT	SPIKE AMOUNT	%D	MAX %D
Pentachlorophenol	Ave	1000433546	968751300		0.00968	0.0100	-3.2	20.0

FORM VII 8151/DOD

FORM VII
GC SEMI VOA CONTINUING CALIBRATION RETENTION TIME SUMMARY

Lab Name: TestAmerica Canton Job No.: 240-21987-1

SDG No.:

Lab Sample ID: CCV 240-79197/14 Calibration Date: 03/22/2013 20:34

Instrument ID: A2HP1 Calib Start Date: 03/18/2013 20:16

GC Column: CLP-2 ID: 0.53(mm) Calib End Date: 03/18/2013 22:13

Lab File ID: P1000014.D

Analyte	RT	RT WINDOW	
		FROM	TO
Pentachlorophenol	9.18	9.16	9.20

Form VII 8151/DOD

TestAmerica Canton
Target Compound Quantitation Report

Data File:	\\NCChrom\ChromData\A2HP1\20130322-18190.b\P1000014.D		
Lims ID:	CCV PCP	Client ID:	
Inject. Date:	22-Mar-2013 20:34:23	Dil. Factor:	1.0000
Sample Type:	CCV		
Sample ID:	240-0018190-014		
Misc. Info.:			
Operator:	001754	Instrument ID:	A2HP1
Injection Vol:	1.0 ul	ALS Bottle#:	14
Lims Batch ID:	79197	Lims Sample ID:	14
Sublist:	chrom-8151_1*sub1		
Detector 1 :	GC ECD1A		
Detector 2 :	GC ecd2b		
Method:	\\NCChrom\ChromData\A2HP1\20130322-18190.b\8151_1.m		
Last Update:	27-Mar-2013 11:19:55	Calib Date:	22-Mar-2013 19:24:11
Quant Method:	External Standard	Quant By:	Initial Calibration
Last ICal File:	\\NCChrom\ChromData\A2HP1\20130322-18190.b\P1000011.D		
Limit Group:	GC 8151 DOD		
Integrator:	Falcon		
Column Type:		Column Dia:	
Process Host:	XAWRK004		

Det	RT	EXP RT	DLT RT	Response	On-Col Amt ng/ul	Flags
11 Pentachlorophenol						
1	8.143	8.143	0.000	26381666	0.009712	
2	9.178	9.178	0.000	9687513	0.009683	
					RPD = 0.29	

Report Date: 27-Mar-2013 11:19:56 Chrom Revision: 2.0 01-Feb-2013 10:03:10

TestAmerica Canton

Data File:	\\NCChrom\ChromData\A2HP1\20130322-18190.b\P1000014.D		
Injection Date:	22-Mar-2013 20:34:23	Limit Group:	GC 8151 DOD
Client ID:		Instrument ID:	A2HP1
Lims Batch ID:	79197	Lims Sample ID:	14
Operator ID:	001754	Injection Vol:	1.0 ul
Column Type:		Column Dia:	

Y Scaling:

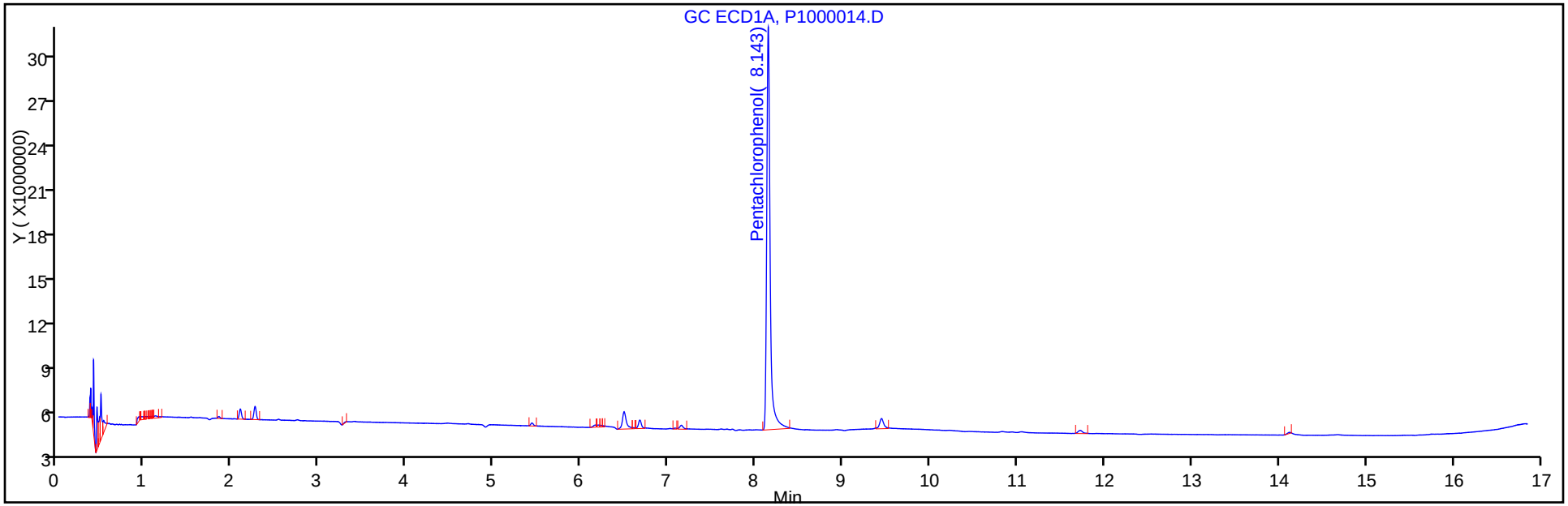

Y Scaling:

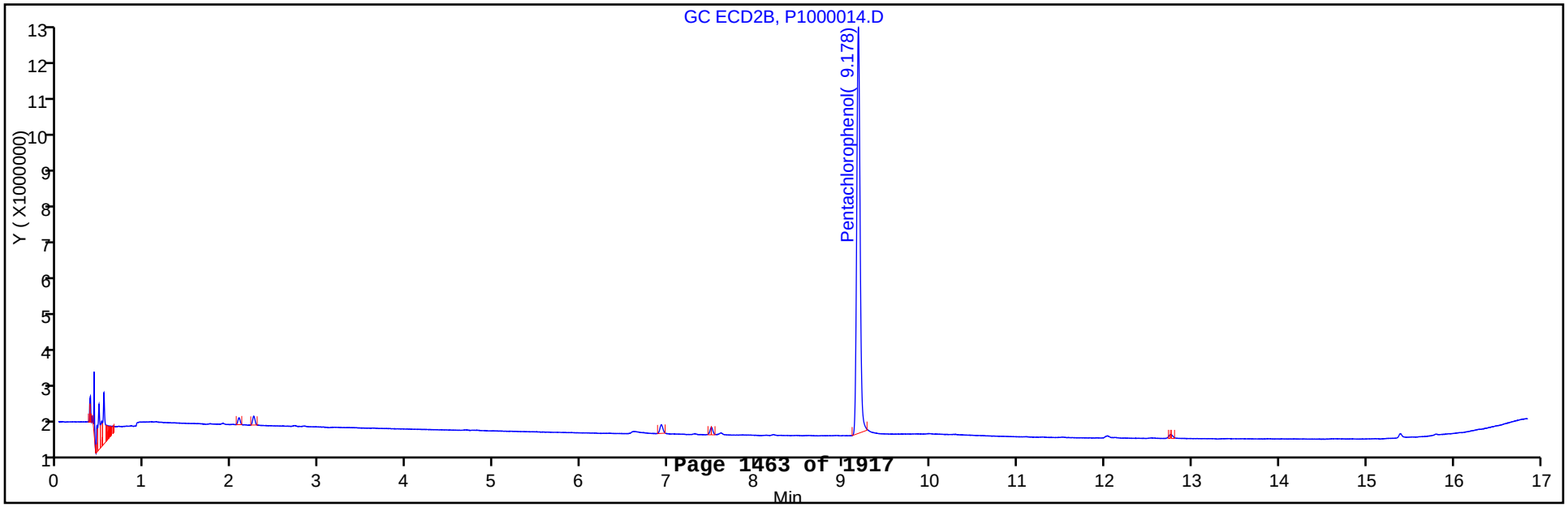

FORM VII
GC SEMI VOA CONTINUING CALIBRATION DATA

Lab Name: TestAmerica Canton Job No.: 240-21987-1

SDG No.:

Lab Sample ID: CCV 240-79197/18 Calibration Date: 03/22/2013 22:08

Instrument ID: A2HP1 Calib Start Date: 03/18/2013 20:16

GC Column: CLP-1 ID: 0.53(mm) Calib End Date: 03/18/2013 22:13

Lab File ID: P1000018.D Conc. Units: ng/uL

ANALYTE	CURVE TYPE	AVE CF	CF	MIN CF	CALC AMOUNT	SPIKE AMOUNT	%D	MAX %D
Pentachlorophenol	Lin1		2762159800		0.0102	0.0100	1.9	20.0

FORM VII 8151/DOD

FORM VII
GC SEMI VOA CONTINUING CALIBRATION RETENTION TIME SUMMARY

Lab Name: TestAmerica Canton Job No.: 240-21987-1

SDG No.:

Lab Sample ID: CCV 240-79197/18 Calibration Date: 03/22/2013 22:08

Instrument ID: A2HP1 Calib Start Date: 03/18/2013 20:16

GC Column: CLP-1 ID: 0.53(mm) Calib End Date: 03/18/2013 22:13

Lab File ID: P1000018.D

Analyte	RT	RT WINDOW	
		FROM	TO
Pentachlorophenol	8.14	8.12	8.16

Form VII 8151/DOD

TestAmerica Canton
Target Compound Quantitation Report

Data File:	\\NCChrom\ChromData\A2HP1\20130322-18190.b\P1000018.D		
Lims ID:	CCV PCP	Client ID:	
Inject. Date:	22-Mar-2013 22:08:03	Dil. Factor:	1.0000
Sample Type:	CCV		
Sample ID:	240-0018190-018		
Misc. Info.:			
Operator:	001754	Instrument ID:	A2HP1
Injection Vol:	1.0 ul	ALS Bottle#:	18
Lims Batch ID:	79197	Lims Sample ID:	18
Sublist:	chrom-8151_1*sub1		
Detector 1 :	GC ECD1A		
Detector 2 :	GC ecd2b		

Method:	\\NCChrom\ChromData\A2HP1\20130322-18190.b\8151_1.m		
Last Update:	27-Mar-2013 11:19:58	Calib Date:	22-Mar-2013 19:24:11
Quant Method:	External Standard	Quant By:	Initial Calibration
Last ICal File:	\\NCChrom\ChromData\A2HP1\20130322-18190.b\P1000011.D		
Limit Group:	GC 8151 DOD		
Integrator:	Falcon		
Column Type:		Column Dia:	
Process Host:	XAWRK004		

Det	RT	EXP RT	DLT RT	Response	On-Col Amt ng/ul	Flags
11 Pentachlorophenol						
1	8.142	8.142	0.000	27621598	0.0102	
2	9.176	9.176	0.000	10044639	0.0100	
					RPD = 1.49	

Report Date: 27-Mar-2013 11:19:58 Chrom Revision: 2.0 01-Feb-2013 10:03:10

TestAmerica Canton

Data File:	\\NCChrom\ChromData\A2HP1\20130322-18190.b\P1000018.D		
Injection Date:	22-Mar-2013 22:08:03	Limit Group:	GC 8151 DOD
Client ID:		Instrument ID:	A2HP1
Lims Batch ID:	79197	Lims Sample ID:	18
Operator ID:	001754	Injection Vol:	1.0 ul
Column Type:		Column Dia:	

Y Scaling:

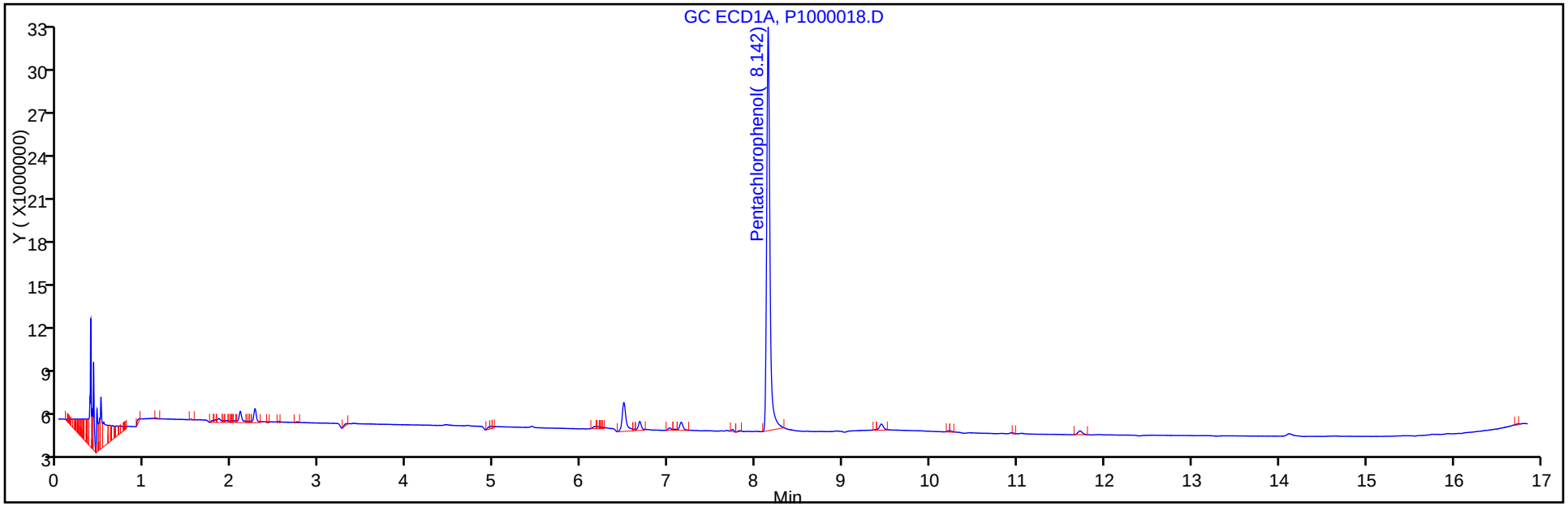

Y Scaling:

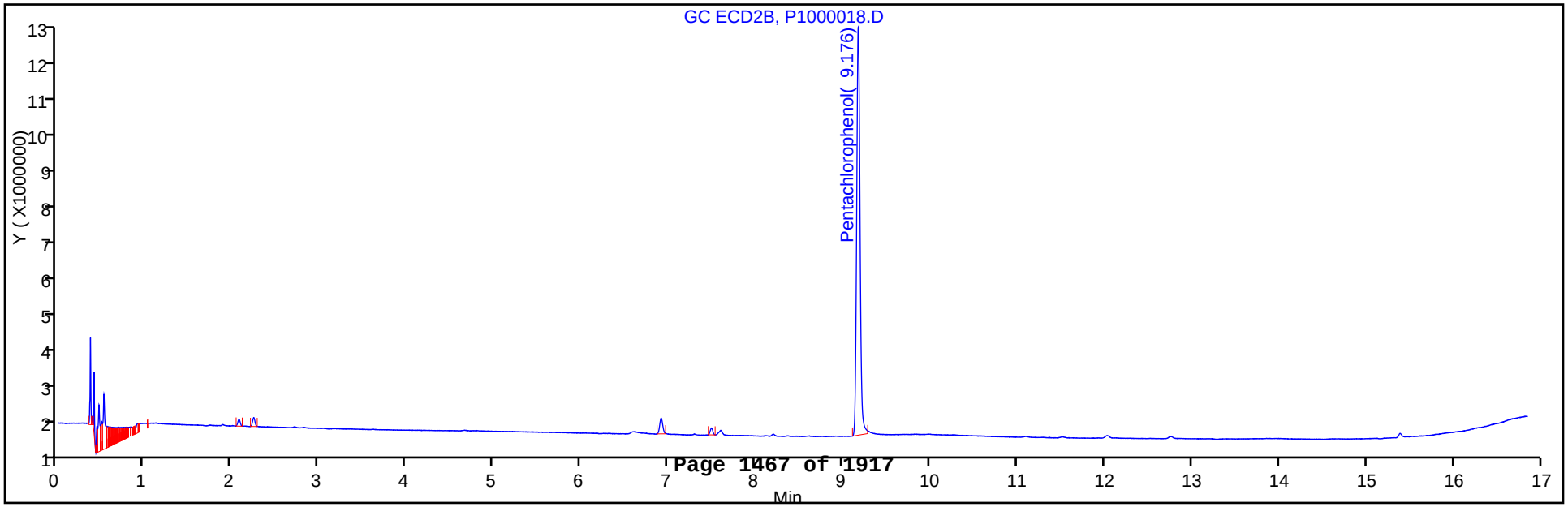

FORM VII
GC SEMI VOA CONTINUING CALIBRATION DATA

Lab Name: TestAmerica Canton Job No.: 240-21987-1

SDG No.:

Lab Sample ID: CCV 240-79197/18 Calibration Date: 03/22/2013 22:08

Instrument ID: A2HP1 Calib Start Date: 03/18/2013 20:16

GC Column: CLP-2 ID: 0.53(mm) Calib End Date: 03/18/2013 22:13

Lab File ID: P1000018.D Conc. Units: ng/uL

ANALYTE	CURVE TYPE	AVE CF	CF	MIN CF	CALC AMOUNT	SPIKE AMOUNT	%D	MAX %D
Pentachlorophenol	Ave	1000433546	1004463900		0.0100	0.0100	0.4	20.0

FORM VII 8151/DOD

FORM VII
GC SEMI VOA CONTINUING CALIBRATION RETENTION TIME SUMMARY

Lab Name: TestAmerica Canton Job No.: 240-21987-1

SDG No.:

Lab Sample ID: CCV 240-79197/18 Calibration Date: 03/22/2013 22:08

Instrument ID: A2HP1 Calib Start Date: 03/18/2013 20:16

GC Column: CLP-2 ID: 0.53(mm) Calib End Date: 03/18/2013 22:13

Lab File ID: P1000018.D

Analyte	RT	RT WINDOW	
		FROM	TO
Pentachlorophenol	9.18	9.16	9.20

Form VII 8151/DOD

TestAmerica Canton
Target Compound Quantitation Report

Data File:	\\NCChrom\ChromData\A2HP1\20130322-18190.b\P1000018.D		
Lims ID:	CCV PCP	Client ID:	
Inject. Date:	22-Mar-2013 22:08:03	Dil. Factor:	1.0000
Sample Type:	CCV		
Sample ID:	240-0018190-018		
Misc. Info.:			
Operator:	001754	Instrument ID:	A2HP1
Injection Vol:	1.0 ul	ALS Bottle#:	18
Lims Batch ID:	79197	Lims Sample ID:	18
Sublist:	chrom-8151_1*sub1		
Detector 1 :	GC ECD1A		
Detector 2 :	GC ecd2b		

Method:	\\NCChrom\ChromData\A2HP1\20130322-18190.b\8151_1.m		
Last Update:	27-Mar-2013 11:19:58	Calib Date:	22-Mar-2013 19:24:11
Quant Method:	External Standard	Quant By:	Initial Calibration
Last ICal File:	\\NCChrom\ChromData\A2HP1\20130322-18190.b\P1000011.D		
Limit Group:	GC 8151 DOD		
Integrator:	Falcon		
Column Type:		Column Dia:	
Process Host:	XAWRK004		

Det	RT	EXP RT	DLT RT	Response	On-Col Amt ng/ul	Flags
11 Pentachlorophenol						
1	8.142	8.142	0.000	27621598	0.0102	
2	9.176	9.176	0.000	10044639	0.0100	
					RPD = 1.49	

Report Date: 27-Mar-2013 11:19:59 Chrom Revision: 2.0 01-Feb-2013 10:03:10

TestAmerica Canton

Data File:	\\NCChrom\ChromData\A2HP1\20130322-18190.b\P1000018.D		
Injection Date:	22-Mar-2013 22:08:03	Limit Group:	GC 8151 DOD
Client ID:		Instrument ID:	A2HP1
Lims Batch ID:	79197	Lims Sample ID:	18
Operator ID:	001754	Injection Vol:	1.0 ul
Column Type:		Column Dia:	

Y Scaling:

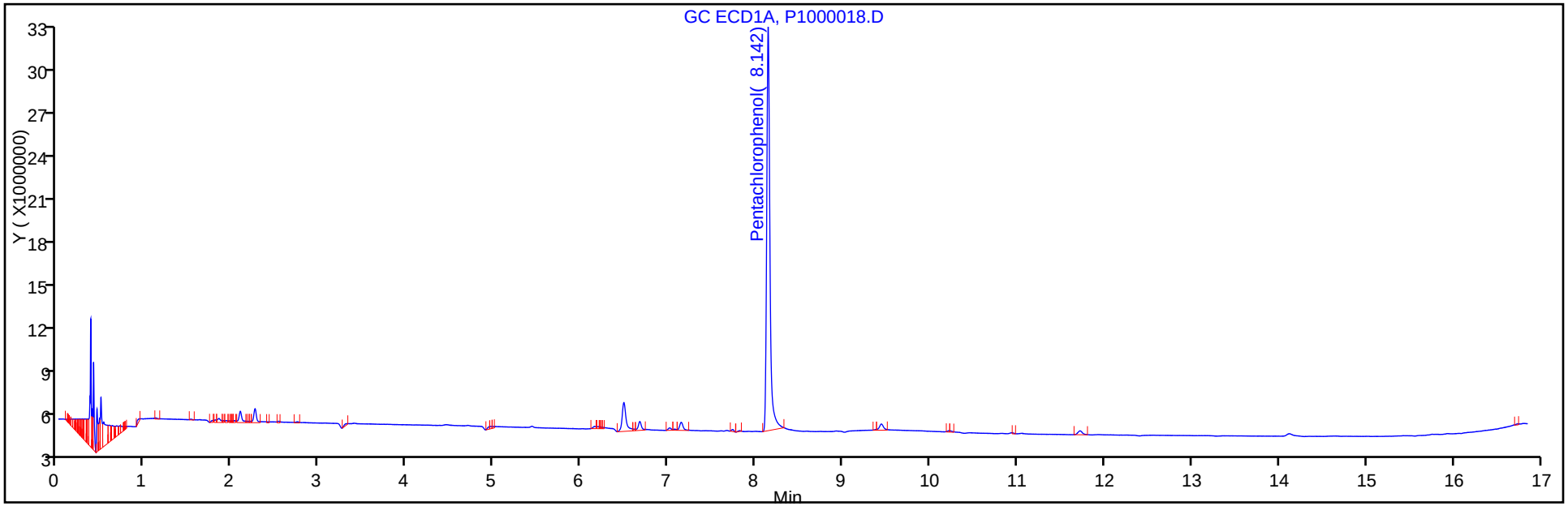

Y Scaling:

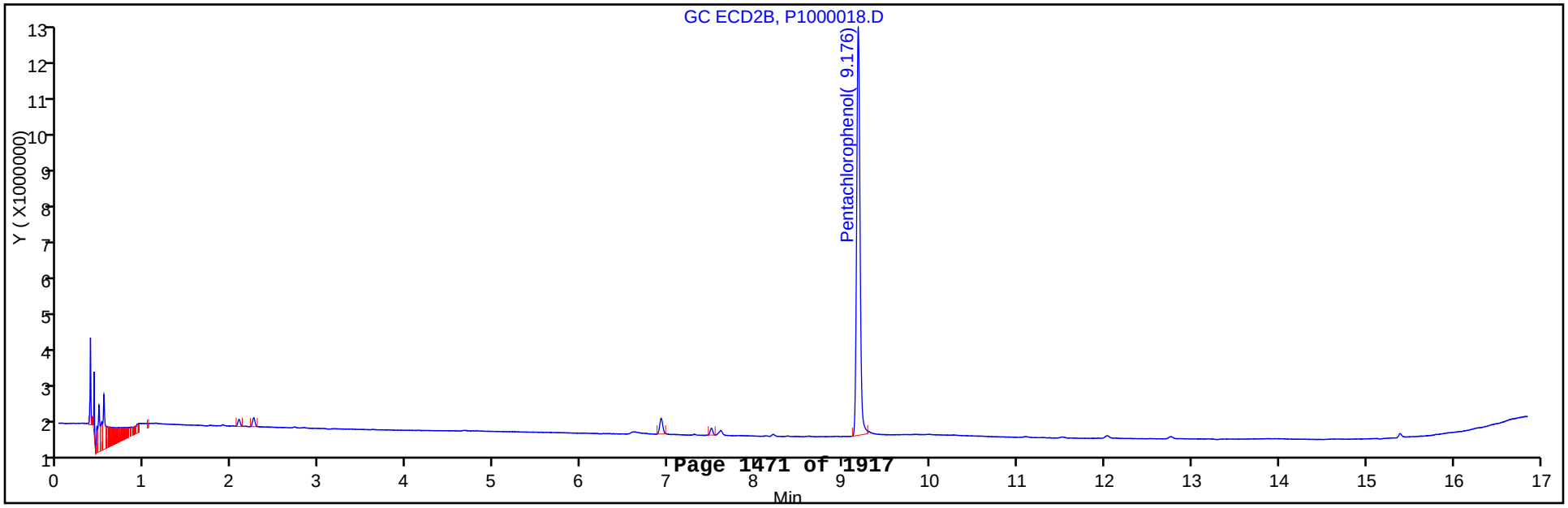

FORM VII
GC SEMI VOA CONTINUING CALIBRATION DATA

Lab Name: TestAmerica Canton Job No.: 240-21987-1

SDG No.:

Lab Sample ID: CCV 240-79197/19 Calibration Date: 03/22/2013 22:31

Instrument ID: A2HP1 Calib Start Date: 03/22/2013 17:26

GC Column: CLP-1 ID: 0.53(mm) Calib End Date: 03/22/2013 19:24

Lab File ID: P1000019.D Conc. Units: ng/uL

ANALYTE	CURVE TYPE	AVE CF	CF	MIN CF	CALC AMOUNT	SPIKE AMOUNT	%D	MAX %D
Dalapon	Ave	564215505	596108975		0.0423	0.0400	5.7	20.0
Dicamba	Ave	801201461	876751725		0.0438	0.0400	9.4	20.0
MCPP	Qua		2023006		9.40	8.00	17.5	20.0
MCPA	Qua		2965443		9.85	8.00	23.2*	20.0
Dichlorprop	Ave	177345468	198815238		0.0897	0.0800	12.1	20.0
2,4-D	Ave	192446722	219360613		0.0912	0.0800	14.0	20.0
Silvex (2,4,5-TP)	Ave	975490771	1047624550		0.0215	0.0200	7.4	20.0
2,4,5-T	Ave	752080364	807827850		0.0215	0.0200	7.4	20.0
2,4-DB	Ave	72026674	80109600		0.0890	0.0800	11.2	20.0
Dinoseb	Ave	624314672	675744583		0.0130	0.0120	8.2	20.0
2,4-Dichlorophenylacetic acid	Ave	188558155	211829600		0.0899	0.0800	12.3	20.0

FORM VII
GC SEMI VOA CONTINUING CALIBRATION RETENTION TIME SUMMARY

Lab Name: TestAmerica Canton Job No.: 240-21987-1

SDG No.:

Lab Sample ID: CCV 240-79197/19 Calibration Date: 03/22/2013 22:31

Instrument ID: A2HP1 Calib Start Date: 03/22/2013 17:26

GC Column: CLP-1 ID: 0.53(mm) Calib End Date: 03/22/2013 19:24

Lab File ID: P1000019.D

Analyte	RT	RT WINDOW	
		FROM	TO
Dalapon	1.20	1.18	1.22
Dicamba	7.01	6.99	7.03
MCPP	7.29	7.27	7.31
MCPA	7.45	7.43	7.47
Dichlorprop	7.82	7.80	7.84
2,4-D	8.05	8.03	8.07
Silvex (2,4,5-TP)	8.91	8.89	8.93
2,4,5-T	9.22	9.20	9.24
2,4-DB	9.83	9.81	9.85
Dinoseb	11.01	10.98	11.04
2,4-Dichlorophenylacetic acid	6.85	6.83	6.87

TestAmerica Canton
Target Compound Quantitation Report

Data File:	\\NCChrom\ChromData\A2HP1\20130322-18190.b\P1000019.D		
Lims ID:	CCV	Client ID:	
Inject. Date:	22-Mar-2013 22:31:33	Dil. Factor:	1.0000
Sample Type:	CCV		
Sample ID:	240-0018190-019		
Misc. Info.:			
Operator:	001754	Instrument ID:	A2HP1
Injection Vol:	1.0 ul	ALS Bottle#:	19
Lims Batch ID:	79197	Lims Sample ID:	19
Sublist:	chrom-8151_1*sub2		
Detector 1 :	GC ECD1A		
Detector 2 :	GC ecd2b		
Method:	\\NCChrom\ChromData\A2HP1\20130322-18190.b\8151_1.m		
Last Update:	27-Mar-2013 11:19:59	Calib Date:	22-Mar-2013 19:24:11
Quant Method:	External Standard	Quant By:	Initial Calibration
Last ICal File:	\\NCChrom\ChromData\A2HP1\20130322-18190.b\P1000011.D		
Limit Group:	GC 8151 DOD		
Integrator:	Falcon		
Column Type:		Column Dia:	
Process Host:	XAWRK004		

Det	RT	EXP RT	DLT RT	Response	On-Col Amt ng/ul	Flags
5 Dalapon						
1	1.201	1.201	0.000	23844359	0.0423	
2	1.371	1.371	0.000	6555631	0.0421	
					RPD = 0.27	
$ 4 2,4-Dichlorophenylacetic acid						
1	6.847	6.847	0.000	16946368	0.0899	
2	7.582	7.582	0.000	6002533	0.0885	
					RPD = 1.57	
6 Dicamba						
1	7.010	7.010	0.000	35070069	0.0438	
2	7.748	7.748	0.000	12587458	0.0436	
					RPD = 0.32	
10 MCPP						
1	7.294	7.294	0.000	16184044	9.40	
2	7.930	7.930	0.000	13152516	9.56	
					RPD = 1.74	
9 MCPA						
1	7.454	7.454	0.000	23723545	9.85	
2	8.181	8.181	0.000	18380843	9.38	
					RPD = 4.89	
7 Dichlorprop						
1	7.822	7.822	0.000	15905219	0.0897	
2	8.534	8.534	0.000	5142360	0.0864	
					RPD = 3.72	
2 2,4-D						
1	8.054	8.054	0.000	17548849	0.0912	
2	8.889	8.889	0.000	5861665	0.0879	
					RPD = 3.73	

Det	RT	EXP RT	DLT RT	Response	On-Col Amt ng/ul	Flags
12 Silvex (2,4,5-TP)						
1	8.905	8.905	0.000	20952491	0.0215	
2	9.812	9.812	0.000	6555381	0.0212	
					RPD = 1.25	
1 2,4,5-T						
1	9.215	9.215	0.000	16156557	0.0215	
2	10.292	10.292	0.000	5254796	0.0215	
					RPD = 0.09	
3 2,4-DB						
1	9.832	9.832	0.000	6408768	0.0890	
2	10.938	10.938	0.000	2241205	0.0879	
					RPD = 1.23	
8 Dinoseb						
1	11.008	11.008	0.000	8108935	0.0130	
2	11.294	11.294	0.000	2349481	0.0125	
					RPD = 3.56	

Report Date: 27-Mar-2013 11:19:59 Chrom Revision: 2.0 01-Feb-2013 10:03:10

TestAmerica Canton

Data File:	\\NCChrom\ChromData\A2HP1\20130322-18190.b\P1000019.D		
Injection Date:	22-Mar-2013 22:31:33	Limit Group:	GC 8151 DOD
Client ID:		Instrument ID:	A2HP1
Lims Batch ID:	79197	Lims Sample ID:	19
Operator ID:	001754	Injection Vol:	1.0 ul
Column Type:		Column Dia:	

Y Scaling:

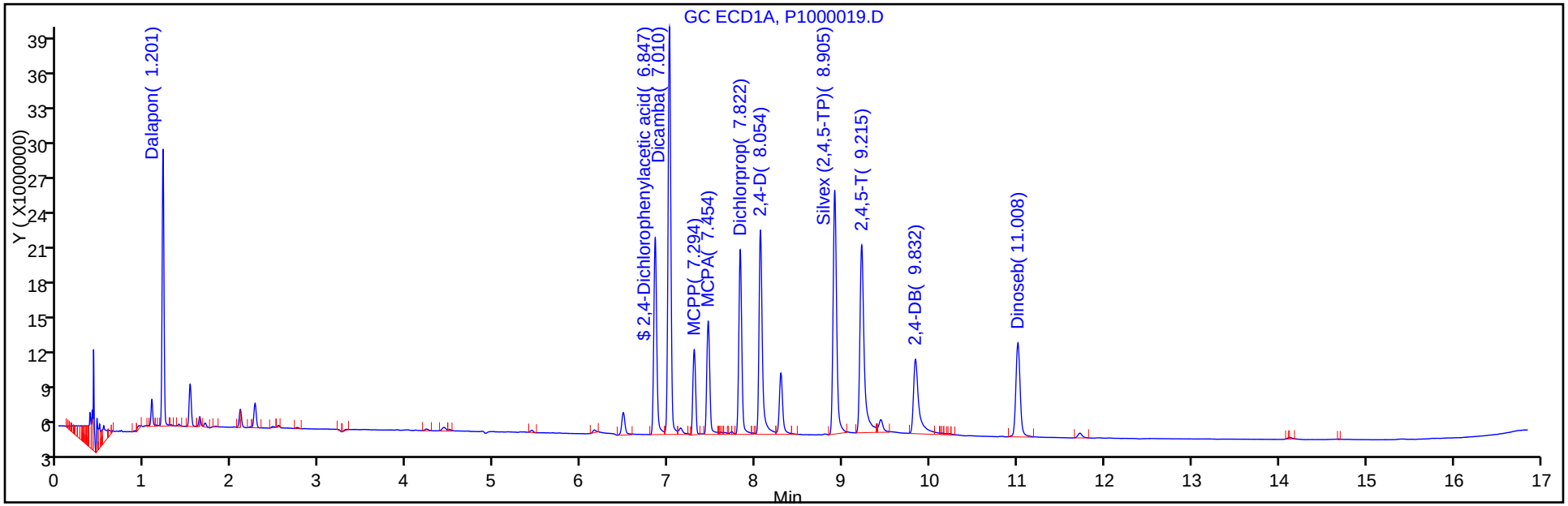

Y Scaling:

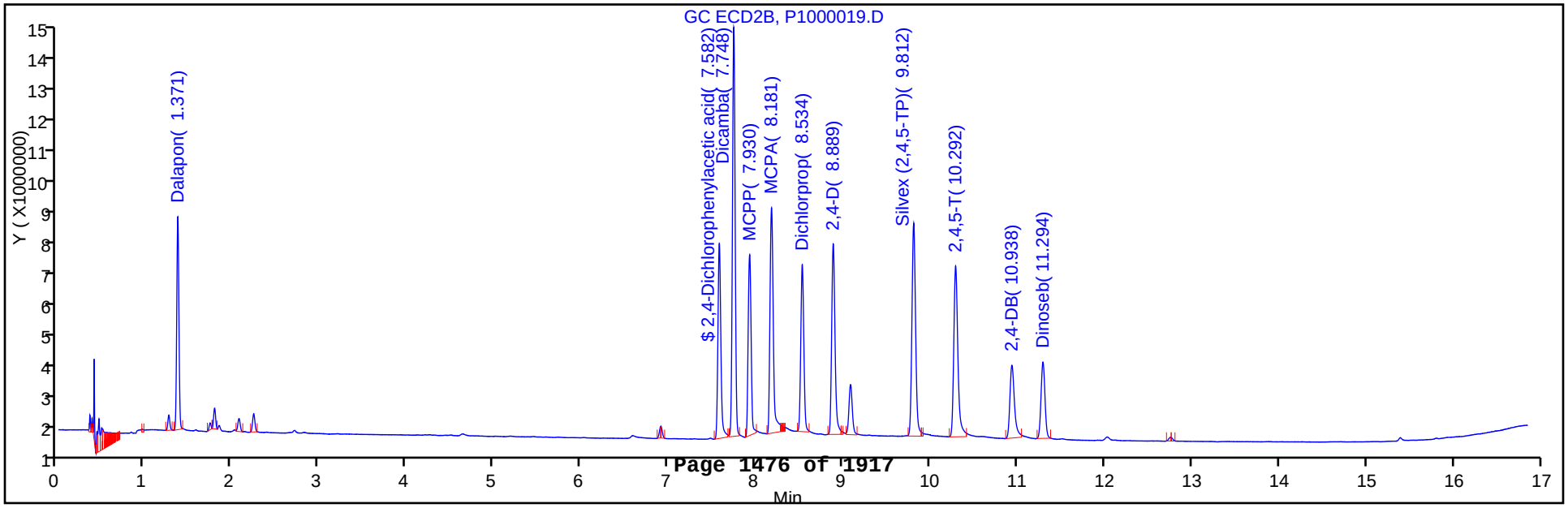

FORM VII
GC SEMI VOA CONTINUING CALIBRATION DATA

Lab Name: TestAmerica Canton Job No.: 240-21987-1

SDG No.:

Lab Sample ID: CCV 240-79197/19 Calibration Date: 03/22/2013 22:31

Instrument ID: A2HP1 Calib Start Date: 03/22/2013 17:26

GC Column: CLP-2 ID: 0.53(mm) Calib End Date: 03/22/2013 19:24

Lab File ID: P1000019.D Conc. Units: ng/uL

ANALYTE	CURVE TYPE	AVE CF	CF	MIN CF	CALC AMOUNT	SPIKE AMOUNT	%D	MAX %D
Dalapon	Ave	155536805	163890775		0.0421	0.0400	5.4	20.0
Dicamba	Ave	288495553	314686450		0.0436	0.0400	9.1	20.0
MCPP	Qua		1644065		9.56	8.00	19.5	20.0
MCPA	Qua		2297605		9.38	8.00	17.3	20.0
Dichlorprop	Ave	59513011	64279500		0.0864	0.0800	8.0	20.0
2,4-D	Ave	66722880	73270813		0.0879	0.0800	9.8	20.0
Silvex (2,4,5-TP)	Ave	309051821	327769050		0.0212	0.0200	6.1	20.0
2,4,5-T	Ave	244385282	262739800		0.0215	0.0200	7.5	20.0
2,4-DB	Ave	25499256	28015063		0.0879	0.0800	9.9	20.0
Dinoseb	Ave	187446675	195790083		0.0125	0.0120	4.5	20.0
2,4-Dichlorophenylacetic acid	Ave	67848830	75031663		0.0885	0.0800	10.6	20.0

FORM VII
GC SEMI VOA CONTINUING CALIBRATION RETENTION TIME SUMMARY

Lab Name: TestAmerica Canton Job No.: 240-21987-1

SDG No.:

Lab Sample ID: CCV 240-79197/19 Calibration Date: 03/22/2013 22:31

Instrument ID: A2HP1 Calib Start Date: 03/22/2013 17:26

GC Column: CLP-2 ID: 0.53(mm) Calib End Date: 03/22/2013 19:24

Lab File ID: P1000019.D

Analyte	RT	RT WINDOW	
		FROM	TO
Dalapon	1.37	1.35	1.39
Dicamba	7.75	7.73	7.77
MCPP	7.93	7.91	7.95
MCPA	8.18	8.16	8.20
Dichlorprop	8.53	8.51	8.55
2,4-D	8.89	8.87	8.91
Silvex (2,4,5-TP)	9.81	9.79	9.83
2,4,5-T	10.29	10.27	10.31
2,4-DB	10.94	10.92	10.96
Dinoseb	11.29	11.26	11.32
2,4-Dichlorophenylacetic acid	7.58	7.56	7.60

TestAmerica Canton
Target Compound Quantitation Report

Data File: \\NCChrom\ChromData\A2HP1\20130322-18190.b\P1000019.D
Lims ID: CCV
Client ID:
Inject. Date: 22-Mar-2013 22:31:33
Dil. Factor: 1.0000
Sample Type: CCV
Sample ID: 240-0018190-019
Misc. Info.:
Operator: 001754
Instrument ID: A2HP1
Injection Vol: 1.0 ul
ALS Bottle#: 19
Lims Batch ID: 79197
Lims Sample ID: 19
Sublist: chrom-8151_1*sub2
Detector 1 : GC ECD1A
Detector 2 : GC ecd2b

Method: \\NCChrom\ChromData\A2HP1\20130322-18190.b\8151_1.m
Last Update: 27-Mar-2013 11:19:59
Calib Date: 22-Mar-2013 19:24:11
Quant Method: External Standard
Quant By: Initial Calibration
Last ICal File: \\NCChrom\ChromData\A2HP1\20130322-18190.b\P1000011.D
Limit Group: GC 8151 DOD
Integrator: Falcon
Column Type:
Column Dia:
Process Host: XAWRK004

Det	RT	EXP RT	DLT RT	Response	On-Col Amt ng/ul	Flags
5 Dalapon						
1	1.201	1.201	0.000	23844359	0.0423	
2	1.371	1.371	0.000	6555631	0.0421	
					RPD = 0.27	
$ 4 2,4-Dichlorophenylacetic acid						
1	6.847	6.847	0.000	16946368	0.0899	
2	7.582	7.582	0.000	6002533	0.0885	
					RPD = 1.57	
6 Dicamba						
1	7.010	7.010	0.000	35070069	0.0438	
2	7.748	7.748	0.000	12587458	0.0436	
					RPD = 0.32	
10 MCPP						
1	7.294	7.294	0.000	16184044	9.40	
2	7.930	7.930	0.000	13152516	9.56	
					RPD = 1.74	
9 MCPA						
1	7.454	7.454	0.000	23723545	9.85	
2	8.181	8.181	0.000	18380843	9.38	
					RPD = 4.89	
7 Dichlorprop						
1	7.822	7.822	0.000	15905219	0.0897	
2	8.534	8.534	0.000	5142360	0.0864	
					RPD = 3.72	
2 2,4-D						
1	8.054	8.054	0.000	17548849	0.0912	
2	8.889	8.889	0.000	5861665	0.0879	
					RPD = 3.73	

Det	RT	EXP RT	DLT RT	Response	On-Col Amt ng/ul	Flags
12 Silvex (2,4,5-TP)						
1	8.905	8.905	0.000	20952491	0.0215	
2	9.812	9.812	0.000	6555381	0.0212	
					RPD = 1.25	
1 2,4,5-T						
1	9.215	9.215	0.000	16156557	0.0215	
2	10.292	10.292	0.000	5254796	0.0215	
					RPD = 0.09	
3 2,4-DB						
1	9.832	9.832	0.000	6408768	0.0890	
2	10.938	10.938	0.000	2241205	0.0879	
					RPD = 1.23	
8 Dinoseb						
1	11.008	11.008	0.000	8108935	0.0130	
2	11.294	11.294	0.000	2349481	0.0125	
					RPD = 3.56	

Report Date: 27-Mar-2013 11:19:59 Chrom Revision: 2.0 01-Feb-2013 10:03:10

TestAmerica Canton

Data File:	\\NCChrom\ChromData\A2HP1\20130322-18190.b\P1000019.D		
Injection Date:	22-Mar-2013 22:31:33	Limit Group:	GC 8151 DOD
Client ID:		Instrument ID:	A2HP1
Lims Batch ID:	79197	Lims Sample ID:	19
Operator ID:	001754	Injection Vol:	1.0 ul
Column Type:		Column Dia:	

Y Scaling:

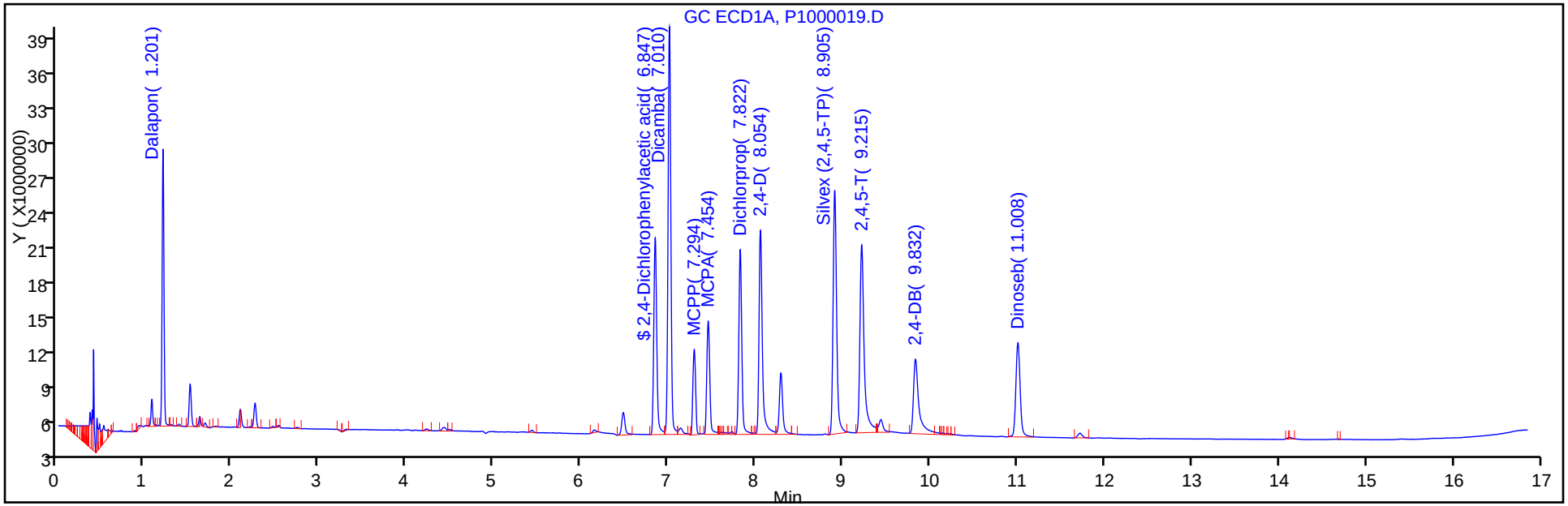

Y Scaling:

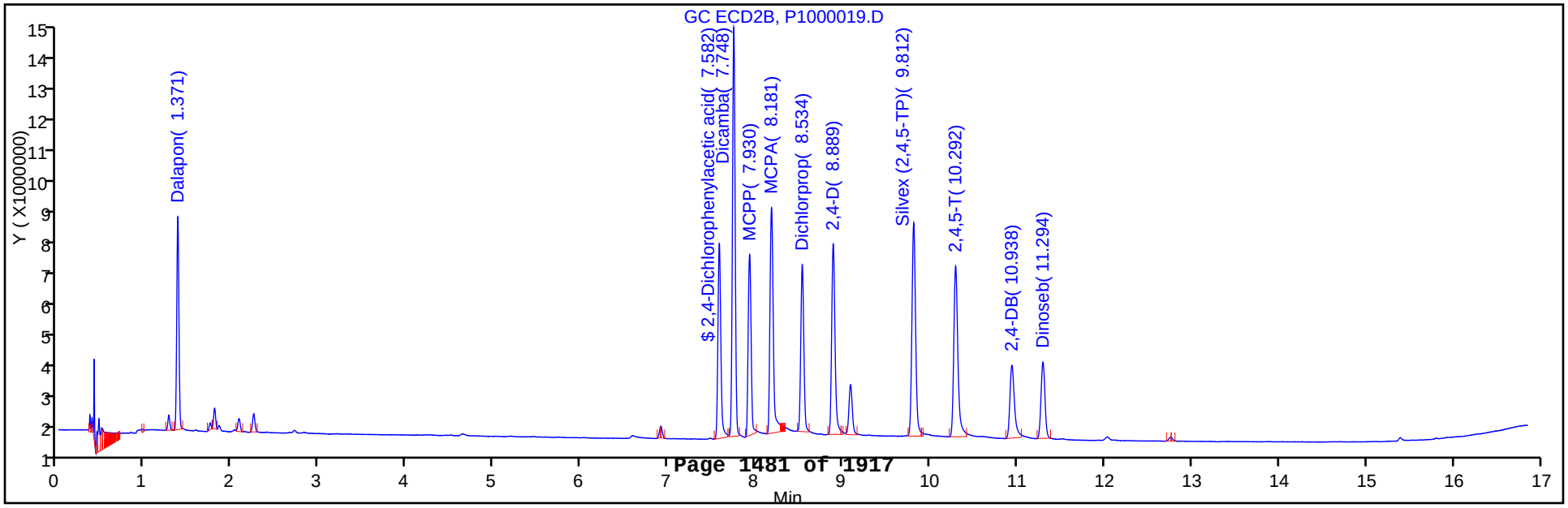

FORM I
GC SEMI VOA ORGANICS ANALYSIS DATA SHEET

Lab Name: TestAmerica Canton
Job No.: 240-21987-1
SDG No.:
Client Sample ID:
Lab Sample ID: MB 240-78626/3-A
Matrix: Water
Lab File ID: P1000016.D
Analysis Method: 8151/DOD
Date Collected:
Extraction Method: 8151A
Date Extracted: 03/18/2013 10:35
Sample wt/vol: 500(mL)
Date Analyzed: 03/22/2013 21:21
Con. Extract Vol.: 100(mL)
Dilution Factor: 1
Injection Volume: 1(uL)
GC Column: CLP-1 ID: 0.53(mm)
% Moisture:
GPC Cleanup:(Y/N) N
Analysis Batch No.: 79197
Units: ug/L

CAS NO.	SURROGATE	%REC	Q	LIMITS
19719-28-9	2,4-Dichlorophenylacetic acid	79		32-112

TestAmerica Canton
Target Compound Quantitation Report

Data File:	\\NCChrom\ChromData\A2HP1\20130322-18190.b\P1000016.D		
Lims ID:	MB 240-78626/3-A	Client ID:	
Inject. Date:	22-Mar-2013 21:21:18	Dil. Factor:	1.0000
Sample Type:	MB		
Sample ID:	240-0018190-016		
Misc. Info.:			
Operator:	001754	Instrument ID:	A2HP1
Injection Vol:	1.0 ul	ALS Bottle#:	16
Lims Batch ID:	79197	Lims Sample ID:	16
Detector 1 :	GC ECD1A		
Detector 2 :	GC ecd2b		
Method:	\\NCChrom\ChromData\A2HP1\20130322-18190.b\8151_1.m		
Last Update:	27-Mar-2013 11:19:55	Calib Date:	22-Mar-2013 19:24:11
Quant Method:	External Standard	Quant By:	Initial Calibration
Last ICal File:	\\NCChrom\ChromData\A2HP1\20130322-18190.b\P1000011.D		
Limit Group:	GC 8151 DOD		
Integrator:	Falcon		
Column Type:		Column Dia:	
Process Host:	XAWRK004		

Det	RT	EXP RT	DLT RT	Response	On-Col Amt ng/ul	Flags
5 Dalapon						
1		1.201				
2		1.371				
$ 4 2,4-Dichlorophenylacetic acid						
1	6.847	6.847	0.000	29891194	0.1585	
2	7.583	7.582	0.001	11906591	0.1755	
					RPD = 10.16	
6 Dicamba						1
1		7.011				
2		7.748				
10 MCPP						1
1		7.295				
2		7.930				
9 MCPA						1
1		7.455				
2		8.180				
7 Dichlorprop						
1		7.822				
2		8.534				
2 2,4-D						1
1		8.055				
2		8.889				
11 Pentachlorophenol						1
1		8.143				
2		9.178				
12 Silvex (2,4,5-TP)						1
1		8.907				
2		9.812				

Report Date: 27-Mar-2013 11:19:57 Chrom Revision: 2.0 01-Feb-2013 10:03:10
Data File: \\NCChrom\ChromData\A2HP1\20130322-18190.b\P1000016.D

Det	RT	EXP RT	DLT RT	Response	On-Col Amt ng/ul	Flags
1	2,4,5-T					1
1		9.217				
2		10.292				
3	2,4-DB					1
1		9.834				
2		10.940				
8	Dinoseb					
1		11.009				
2		11.294				

QC Flag Legend

Processing Flags
1 - Missing Peaks

Report Date: 27-Mar-2013 11:19:57 Chrom Revision: 2.0 01-Feb-2013 10:03:10

TestAmerica Canton

Data File:	\\NCChrom\ChromData\A2HP1\20130322-18190.b\P1000016.D		
Injection Date:	22-Mar-2013 21:21:18	Limit Group:	GC 8151 DOD
Client ID:		Instrument ID:	A2HP1
Lims Batch ID:	79197	Lims Sample ID:	16
Operator ID:	001754	Injection Vol:	1.0 ul
Column Type:		Column Dia:	

Y Scaling:

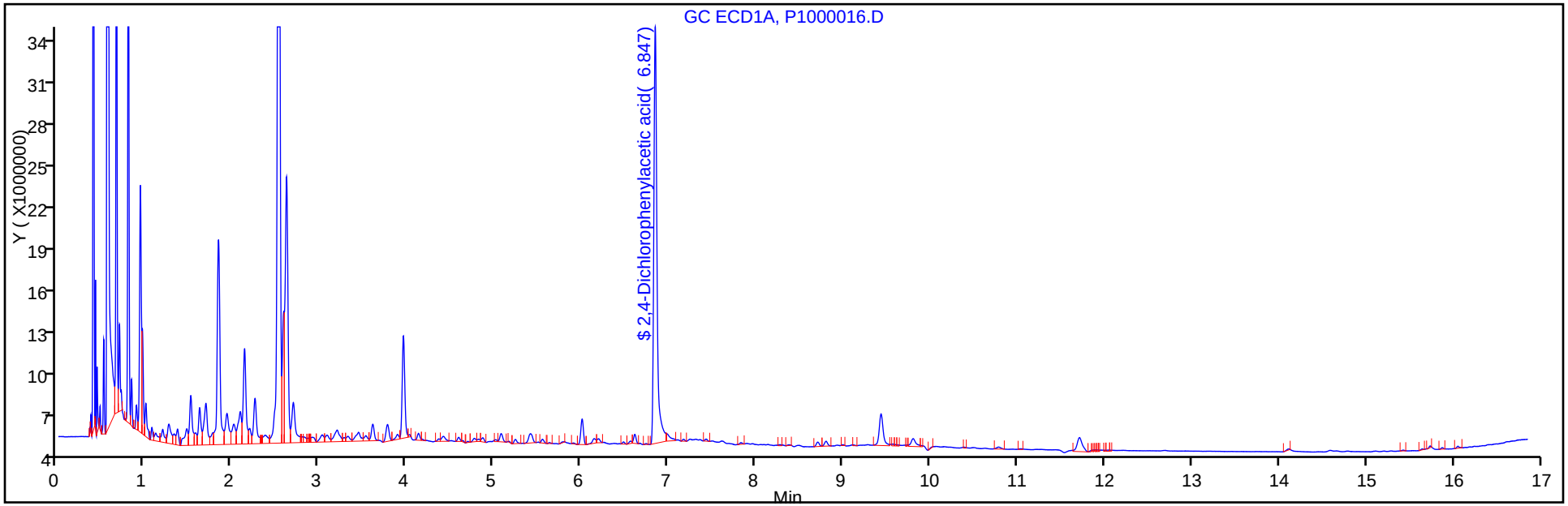

Y Scaling:

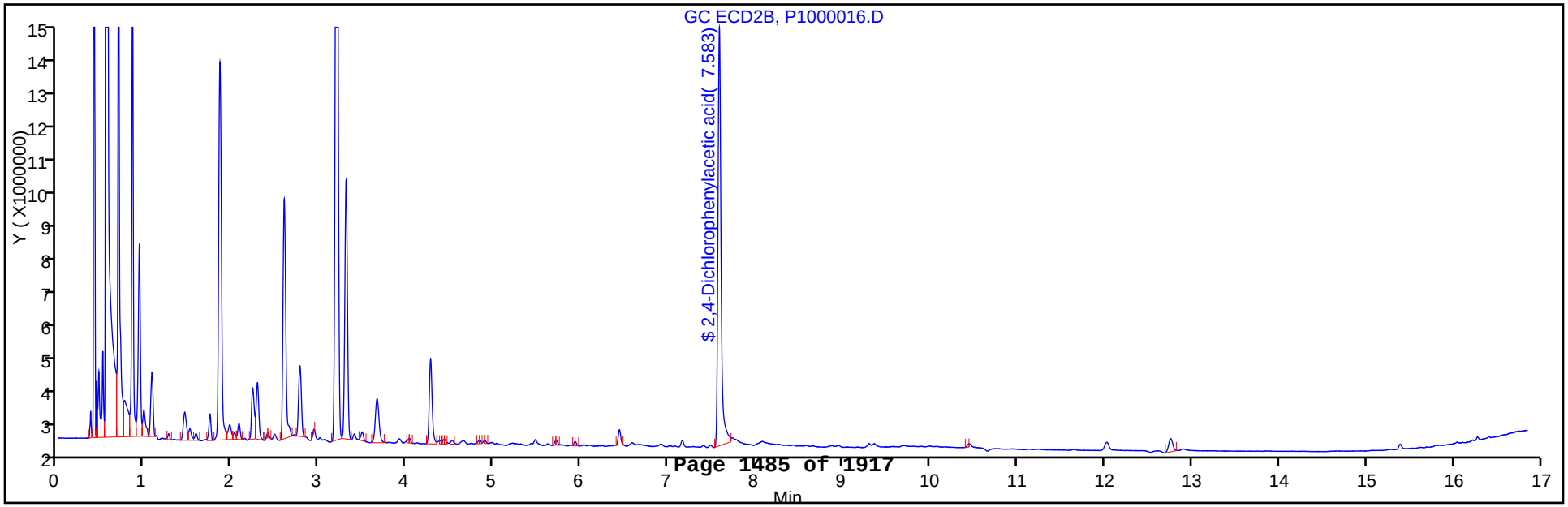

FORM I
GC SEMI VOA ORGANICS ANALYSIS DATA SHEET

Lab Name: TestAmerica Canton | Job No.: 240-21987-1

SDG No.:

Client Sample ID: | Lab Sample ID: MB 240-78626/3-A

Matrix: Water | Lab File ID: P1000016.D

Analysis Method: 8151/DOD | Date Collected:

Extraction Method: 8151A | Date Extracted: 03/18/2013 10:35

Sample wt/vol: 500(mL) | Date Analyzed: 03/22/2013 21:21

Con. Extract Vol.: 100(mL) | Dilution Factor: 1

Injection Volume: 1(uL) | GC Column: CLP-2 ID: 0.53(mm)

% Moisture: | GPC Cleanup:(Y/N) N

Analysis Batch No.: 79197 | Units: ug/L

CAS NO.	COMPOUND NAME	RESULT	Q	LOQ	LOD	DL
94-75-7	2,4-D	0.50	U	4.0	0.50	0.41
75-99-0	Dalapon	0.20	U	2.0	0.20	0.17
94-82-6	2,4-DB	1.0	U	4.0	1.0	0.69
1918-00-9	Dicamba	1.0	U	2.0	1.0	0.52
120-36-5	Dichlorprop	1.0	U	4.0	1.0	0.86
88-85-7	Dinoseb	0.20	U	0.60	0.20	0.087
94-74-6	MCPA	400	U	400	400	390
93-65-2	MCPP	400	U	400	400	400
87-86-5	Pentachlorophenol	0.040	U	0.10	0.040	0.024
93-72-1	Silvex (2,4,5-TP)	0.20	U	1.0	0.20	0.20
93-76-5	2,4,5-T	0.50	U	1.0	0.50	0.30

CAS NO.	SURROGATE	%REC	Q	LIMITS
19719-28-9	2,4-Dichlorophenylacetic acid	88		32-112

TestAmerica Canton
Target Compound Quantitation Report

Data File:	\\NCChrom\ChromData\A2HP1\20130322-18190.b\P1000016.D		
Lims ID:	MB 240-78626/3-A	Client ID:	
Inject. Date:	22-Mar-2013 21:21:18	Dil. Factor:	1.0000
Sample Type:	MB		
Sample ID:	240-0018190-016		
Misc. Info.:			
Operator:	001754	Instrument ID:	A2HP1
Injection Vol:	1.0 ul	ALS Bottle#:	16
Lims Batch ID:	79197	Lims Sample ID:	16
Detector 1 :	GC ECD1A		
Detector 2 :	GC ecd2b		
Method:	\\NCChrom\ChromData\A2HP1\20130322-18190.b\8151_1.m		
Last Update:	27-Mar-2013 11:19:55	Calib Date:	22-Mar-2013 19:24:11
Quant Method:	External Standard	Quant By:	Initial Calibration
Last ICal File:	\\NCChrom\ChromData\A2HP1\20130322-18190.b\P1000011.D		
Limit Group:	GC 8151 DOD		
Integrator:	Falcon		
Column Type:		Column Dia:	
Process Host:	XAWRK004		

Det	RT	EXP RT	DLT RT	Response	On-Col Amt ng/ul	Flags
5 Dalapon						
1		1.201				
2		1.371				
$ 4 2,4-Dichlorophenylacetic acid						
1	6.847	6.847	0.000	29891194	0.1585	
2	7.583	7.582	0.001	11906591	0.1755	
					RPD = 10.16	
6 Dicamba						1
1		7.011				
2		7.748				
10 MCPP						1
1		7.295				
2		7.930				
9 MCPA						1
1		7.455				
2		8.180				
7 Dichlorprop						
1		7.822				
2		8.534				
2 2,4-D						1
1		8.055				
2		8.889				
11 Pentachlorophenol						1
1		8.143				
2		9.178				
12 Silvex (2,4,5-TP)						1
1		8.907				
2		9.812				

Report Date: 27-Mar-2013 11:19:57 Chrom Revision: 2.0 01-Feb-2013 10:03:10
Data File: \\NCChrom\ChromData\A2HP1\20130322-18190.b\P1000016.D

Det	RT	EXP RT	DLT RT	Response	On-Col Amt ng/ul	Flags
1	2,4,5-T					1
1		9.217				
2		10.292				
3	2,4-DB					1
1		9.834				
2		10.940				
8	Dinoseb					
1		11.009				
2		11.294				

QC Flag Legend

Processing Flags
1 - Missing Peaks

Report Date: 27-Mar-2013 11:19:57 Chrom Revision: 2.0 01-Feb-2013 10:03:10

TestAmerica Canton

Data File:	\\NCChrom\ChromData\A2HP1\20130322-18190.b\P1000016.D		
Injection Date:	22-Mar-2013 21:21:18	Limit Group:	GC 8151 DOD
Client ID:		Instrument ID:	A2HP1
Lims Batch ID:	79197	Lims Sample ID:	16
Operator ID:	001754	Injection Vol:	1.0 ul
Column Type:		Column Dia:	

Y Scaling:

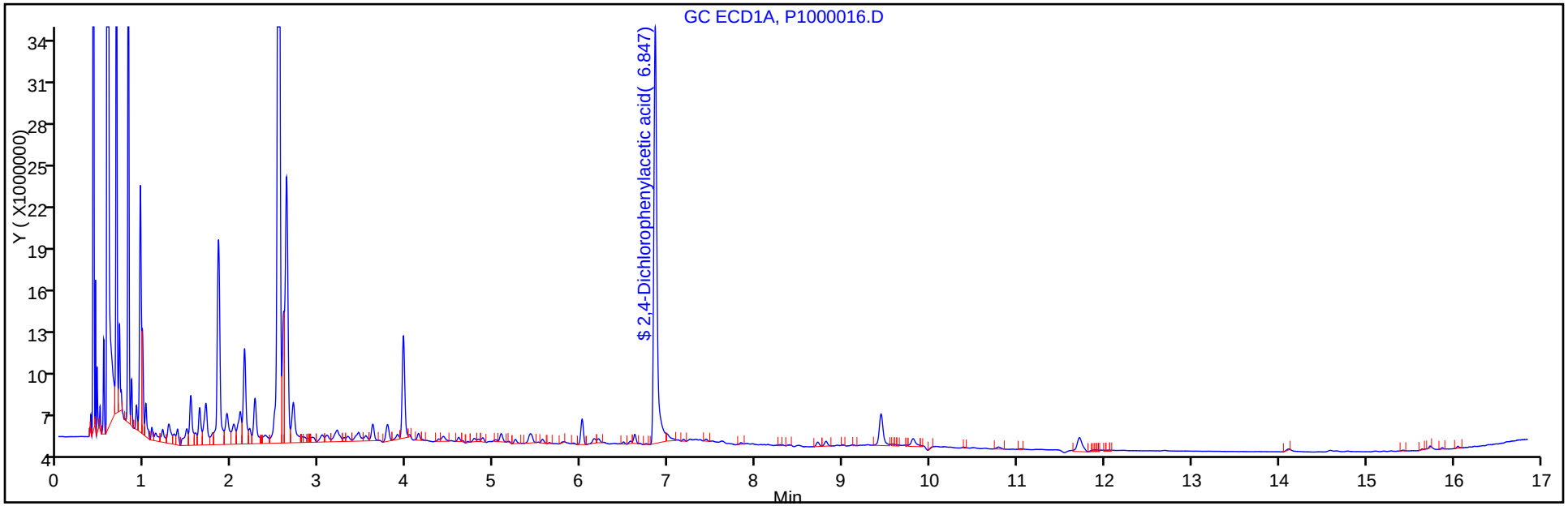

Y Scaling:

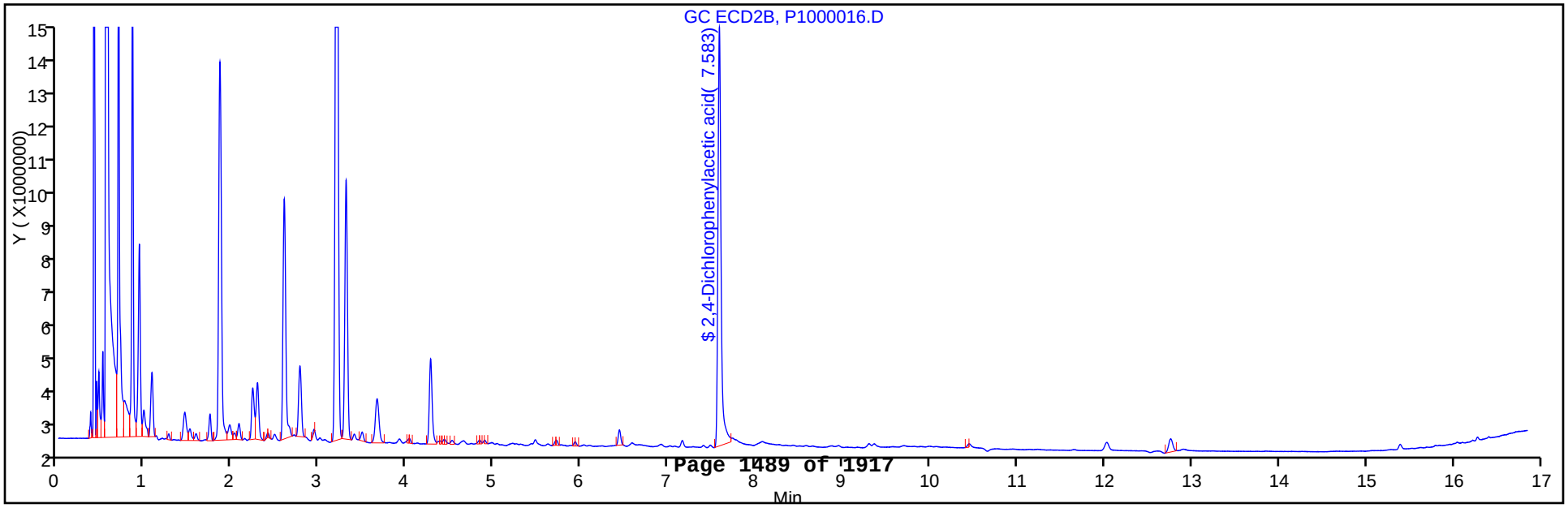

FORM I
GC SEMI VOA ORGANICS ANALYSIS DATA SHEET

Lab Name: TestAmerica Canton
Job No.: 240-21987-1
SDG No.:
Client Sample ID:
Lab Sample ID: LCS 240-78626/4-A
Matrix: Water
Lab File ID: P1000017.D
Analysis Method: 8151/DOD
Date Collected:
Extraction Method: 8151A
Date Extracted: 03/18/2013 10:35
Sample wt/vol: 500(mL)
Date Analyzed: 03/22/2013 21:44
Con. Extract Vol.: 100(mL)
Dilution Factor: 1
Injection Volume: 1(uL)
GC Column: CLP-1 ID: 0.53(mm)
% Moisture:
GPC Cleanup:(Y/N) N
Analysis Batch No.: 79197
Units: ug/L

CAS NO.	SURROGATE	%REC	Q	LIMITS
19719-28-9	2,4-Dichlorophenylacetic acid	91		32-112

TestAmerica Canton
Target Compound Quantitation Report

Data File: \\NCChrom\ChromData\A2HP1\20130322-18190.b\P1000017.D
Lims ID: LCS 240-78626/4-A Client ID:
Inject. Date: 22-Mar-2013 21:44:42 Dil. Factor: 1.0000
Sample Type: LCS
Sample ID: 240-0018190-017
Misc. Info.:
Operator: 001754 Instrument ID: A2HP1
Injection Vol: 1.0 ul ALS Bottle#: 17
Lims Batch ID: 79197 Lims Sample ID: 17
Detector 1 : GC ECD1A
Detector 2 : GC ecd2b

Method: \\NCChrom\ChromData\A2HP1\20130322-18190.b\8151_1.m
Last Update: 27-Mar-2013 11:19:55 Calib Date: 22-Mar-2013 19:24:11
Quant Method: External Standard Quant By: Initial Calibration
Last ICal File: \\NCChrom\ChromData\A2HP1\20130322-18190.b\P1000011.D
Limit Group: GC 8151 DOD
Integrator: Falcon
Column Type: Column Dia:
Process Host: XAWRK004

Det	RT	EXP RT	DLT RT	Response	On-Col Amt ng/ul	Flags
5 Dalapon						
1	1.201	1.201	0.000	44597214	0.0790	
2	1.370	1.371	-0.001	13608959	0.0875	
					RPD = 10.15	
$ 4 2,4-Dichlorophenylacetic acid						
1	6.845	6.847	-0.002	34385589	0.1824	
2	7.581	7.582	-0.001	13493579	0.1989	
					RPD = 8.66	
6 Dicamba						
1	7.010	7.011	-0.001	73709893	0.0920	
2	7.748	7.748	0.000	28363497	0.0983	
					RPD = 6.64	
10 MCPP						
1	7.294	7.295	-0.001	30909708	19.6	
2	7.930	7.930	0.000	24473053	20.4	
					RPD = 4.30	
9 MCPA						
1	7.454	7.455	-0.001	42107943	20.4	
2	8.181	8.180	0.001	32871302	19.0	
					RPD = 7.06	
7 Dichlorprop						
1	7.821	7.822	-0.001	40417124	0.2279	
2	8.533	8.534	-0.001	14937988	0.2510	
					RPD = 9.65	
2 2,4-D						
1	8.051	8.055	-0.004	41471780	0.2155	
2	8.886	8.889	-0.003	13922793	0.2087	
					RPD = 3.22	

Det	RT	EXP RT	DLT RT	Response	On-Col Amt ng/ul	Flags
11 Pentachlorophenol						
1	8.140	8.143	-0.003	75033440	0.0285	
2	9.175	9.178	-0.003	27645014	0.0276	
					RPD = 3.11	
12 Silvex (2,4,5-TP)						
1	8.904	8.907	-0.003	47810193	0.0490	
2	9.809	9.812	-0.003	15685044	0.0508	
					RPD = 3.49	
1 2,4,5-T						
1	9.208	9.217	-0.009	40967144	0.0545	
2	10.286	10.292	-0.006	13569326	0.0555	
					RPD = 1.91	
3 2,4-DB						
1	9.823	9.834	-0.011	8598370	0.1194	
2	10.930	10.940	-0.010	2727593	0.1070	
					RPD = 10.97	
8 Dinoseb						
1	11.006	11.009	-0.003	14676327	0.0235	
2	11.292	11.294	-0.002	4704488	0.0251	
					RPD = 6.54	

Report Date: 27-Mar-2013 11:19:58 Chrom Revision: 2.0 01-Feb-2013 10:03:10

TestAmerica Canton

Data File:	\\NCChrom\ChromData\A2HP1\20130322-18190.b\P1000017.D		
Injection Date:	22-Mar-2013 21:44:42	Limit Group:	GC 8151 DOD
Client ID:		Instrument ID:	A2HP1
Lims Batch ID:	79197	Lims Sample ID:	17
Operator ID:	001754	Injection Vol:	1.0 ul
Column Type:		Column Dia:	

Y Scaling:

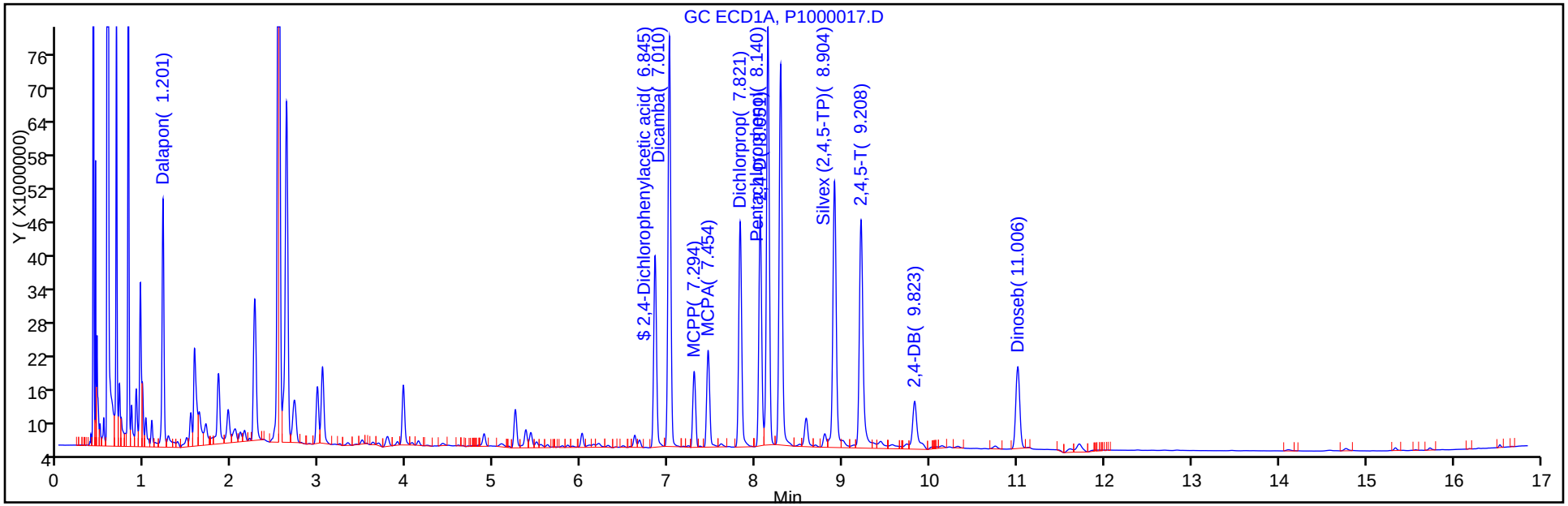

Y Scaling:

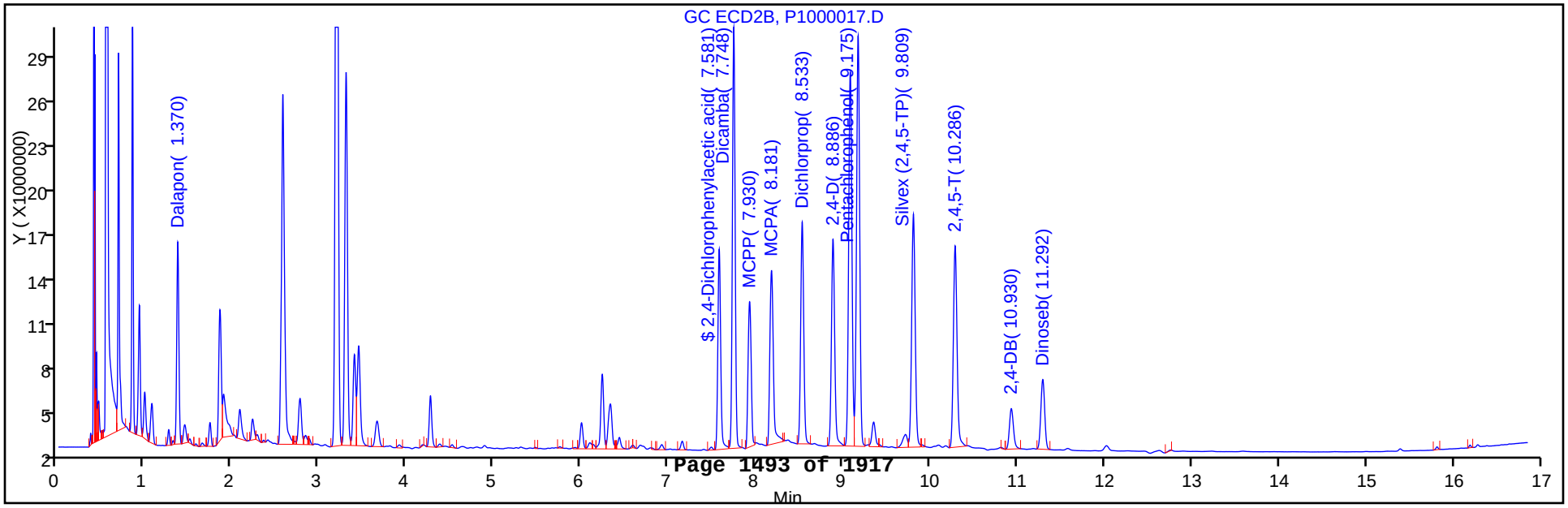

FORM I
GC SEMI VOA ORGANICS ANALYSIS DATA SHEET

Lab Name: TestAmerica Canton | Job No.: 240-21987-1

SDG No.:

Client Sample ID: | Lab Sample ID: LCS 240-78626/4-A

Matrix: Water | Lab File ID: P1000017.D

Analysis Method: 8151/DOD | Date Collected:

Extraction Method: 8151A | Date Extracted: 03/18/2013 10:35

Sample wt/vol: 500(mL) | Date Analyzed: 03/22/2013 21:44

Con. Extract Vol.: 100(mL) | Dilution Factor: 1

Injection Volume: 1(uL) | GC Column: CLP-2 ID: 0.53(mm)

% Moisture: | GPC Cleanup:(Y/N) N

Analysis Batch No.: 79197 | Units: ug/L

CAS NO.	COMPOUND NAME	RESULT	Q	LOQ	LOD	DL
94-75-7	2,4-D	41.7		4.0	0.50	0.41
75-99-0	Dalapon	17.5		2.0	0.20	0.17
94-82-6	2,4-DB	21.4		4.0	1.0	0.69
1918-00-9	Dicamba	19.7		2.0	1.0	0.52
120-36-5	Dichlorprop	50.2	Q	4.0	1.0	0.86
88-85-7	Dinoseb	5.02		0.60	0.20	0.087
94-74-6	MCPA	3800		400	400	390
93-65-2	MCPP	4090		400	400	400
87-86-5	Pentachlorophenol	5.53		0.10	0.040	0.024
93-72-1	Silvex (2,4,5-TP)	10.2		1.0	0.20	0.20
93-76-5	2,4,5-T	11.1	Q	1.0	0.50	0.30

CAS NO.	SURROGATE	%REC	Q	LIMITS
19719-28-9	2,4-Dichlorophenylacetic acid	99		32-112

TestAmerica Canton
Target Compound Quantitation Report

Data File: \\NCChrom\ChromData\A2HP1\20130322-18190.b\P1000017.D
Lims ID: LCS 240-78626/4-A Client ID:
Inject. Date: 22-Mar-2013 21:44:42 Dil. Factor: 1.0000
Sample Type: LCS
Sample ID: 240-0018190-017
Misc. Info.:
Operator: 001754 Instrument ID: A2HP1
Injection Vol: 1.0 ul ALS Bottle#: 17
Lims Batch ID: 79197 Lims Sample ID: 17
Detector 1 : GC ECD1A
Detector 2 : GC ecd2b

Method: \\NCChrom\ChromData\A2HP1\20130322-18190.b\8151_1.m
Last Update: 27-Mar-2013 11:19:55 Calib Date: 22-Mar-2013 19:24:11
Quant Method: External Standard Quant By: Initial Calibration
Last ICal File: \\NCChrom\ChromData\A2HP1\20130322-18190.b\P1000011.D
Limit Group: GC 8151 DOD
Integrator: Falcon
Column Type: Column Dia:
Process Host: XAWRK004

Det	RT	EXP RT	DLT RT	Response	On-Col Amt ng/ul	Flags
5 Dalapon						
1	1.201	1.201	0.000	44597214	0.0790	
2	1.370	1.371	-0.001	13608959	0.0875	
					RPD = 10.15	
$ 4 2,4-Dichlorophenylacetic acid						
1	6.845	6.847	-0.002	34385589	0.1824	
2	7.581	7.582	-0.001	13493579	0.1989	
					RPD = 8.66	
6 Dicamba						
1	7.010	7.011	-0.001	73709893	0.0920	
2	7.748	7.748	0.000	28363497	0.0983	
					RPD = 6.64	
10 MCPP						
1	7.294	7.295	-0.001	30909708	19.6	
2	7.930	7.930	0.000	24473053	20.4	
					RPD = 4.30	
9 MCPA						
1	7.454	7.455	-0.001	42107943	20.4	
2	8.181	8.180	0.001	32871302	19.0	
					RPD = 7.06	
7 Dichlorprop						
1	7.821	7.822	-0.001	40417124	0.2279	
2	8.533	8.534	-0.001	14937988	0.2510	
					RPD = 9.65	
2 2,4-D						
1	8.051	8.055	-0.004	41471780	0.2155	
2	8.886	8.889	-0.003	13922793	0.2087	
					RPD = 3.22	

Det	RT	EXP RT	DLT RT	Response	On-Col Amt ng/ul	Flags
11 Pentachlorophenol						
1	8.140	8.143	-0.003	75033440	0.0285	
2	9.175	9.178	-0.003	27645014	0.0276	
					RPD = 3.11	
12 Silvex (2,4,5-TP)						
1	8.904	8.907	-0.003	47810193	0.0490	
2	9.809	9.812	-0.003	15685044	0.0508	
					RPD = 3.49	
1 2,4,5-T						
1	9.208	9.217	-0.009	40967144	0.0545	
2	10.286	10.292	-0.006	13569326	0.0555	
					RPD = 1.91	
3 2,4-DB						
1	9.823	9.834	-0.011	8598370	0.1194	
2	10.930	10.940	-0.010	2727593	0.1070	
					RPD = 10.97	
8 Dinoseb						
1	11.006	11.009	-0.003	14676327	0.0235	
2	11.292	11.294	-0.002	4704488	0.0251	
					RPD = 6.54	

Report Date: 27-Mar-2013 11:19:58 Chrom Revision: 2.0 01-Feb-2013 10:03:10

TestAmerica Canton

Data File:	\\NCChrom\ChromData\A2HP1\20130322-18190.b\P1000017.D		
Injection Date:	22-Mar-2013 21:44:42	Limit Group:	GC 8151 DOD
Client ID:		Instrument ID:	A2HP1
Lims Batch ID:	79197	Lims Sample ID:	17
Operator ID:	001754	Injection Vol:	1.0 ul
Column Type:		Column Dia:	

Y Scaling:

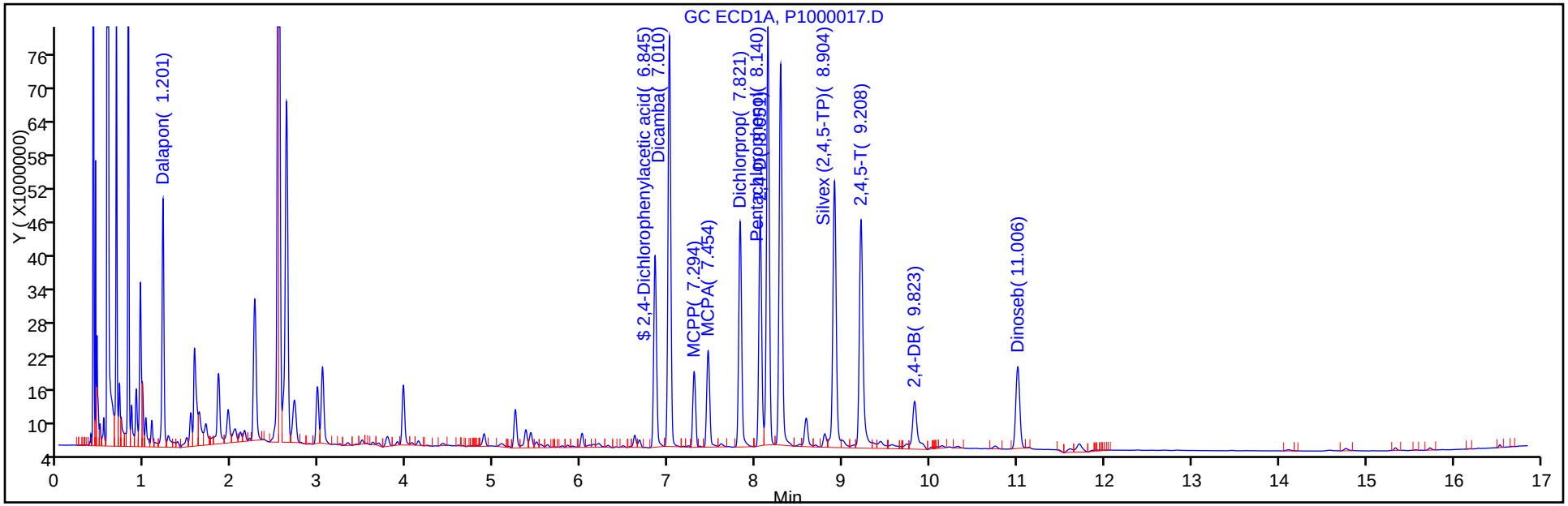

Y Scaling:

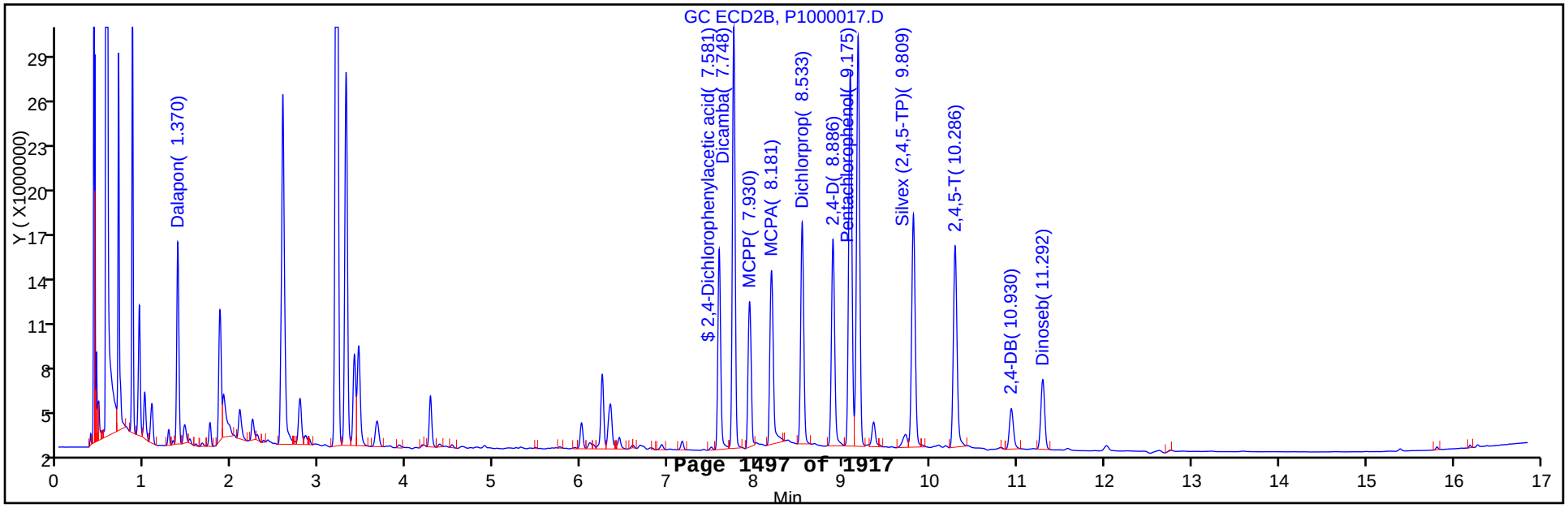

FORM I
GC SEMI VOA ORGANICS ANALYSIS DATA SHEET

Lab Name: TestAmerica Canton | Job No.: 240-21987-1

SDG No.:

Client Sample ID: | Lab Sample ID: MRL 240-79197/13

Matrix: Water | Lab File ID: P1000013.D

Analysis Method: 8151/DOD | Date Collected:

Extraction Method: | Date Extracted:

Sample wt/vol: 1(mL) | Date Analyzed: 03/22/2013 20:11

Con. Extract Vol.: 1.0(mL) | Dilution Factor: 1

Injection Volume: 1(uL) | GC Column: CLP-1 ID: 0.53(mm)

% Moisture: | GPC Cleanup:(Y/N) N

Analysis Batch No.: 79197 | Units: ng/uL

CAS NO.	COMPOUND NAME	RESULT	Q	LOQ	LOD	DL
94-75-7	2,4-D	0.0231		0.0040	0.00050	0.00041
75-99-0	Dalapon	0.0127		0.0020	0.00020	0.00017
94-82-6	2,4-DB	0.0208		0.0040	0.0010	0.00069
1918-00-9	Dicamba	0.0120		0.0020	0.0010	0.00052
120-36-5	Dichlorprop	0.0259		0.0040	0.0010	0.00086
88-85-7	Dinoseb	0.00365		0.00060	0.00020	0.000087
94-74-6	MCPA	0.962	^	0.40	0.40	0.39
93-65-2	MCPP	1.41		0.40	0.40	0.40
87-86-5	Pentachlorophenol	0.000040	U	0.00010	0.000040	0.000024
93-72-1	Silvex (2,4,5-TP)	0.00550		0.0010	0.00020	0.00020
93-76-5	2,4,5-T	0.00521		0.0010	0.00050	0.00030

CAS NO.	SURROGATE	%REC	Q	LIMITS
19719-28-9	2,4-Dichlorophenylacetic acid	130	Q	32-112

TestAmerica Canton
Target Compound Quantitation Report

Data File:	\\NCChrom\ChromData\A2HP1\20130322-18190.b\P1000013.D		
Lims ID:	MRL	Client ID:	
Inject. Date:	22-Mar-2013 20:11:04	Dil. Factor:	1.0000
Sample Type:	MRL		
Sample ID:	240-0018190-013		
Misc. Info.:			
Operator:	001754	Instrument ID:	A2HP1
Injection Vol:	1.0 ul	ALS Bottle#:	13
Lims Batch ID:	79197	Lims Sample ID:	13
Detector 1 :	GC ECD1A		
Detector 2 :	GC ecd2b		
Method:	\\NCChrom\ChromData\A2HP1\20130322-18190.b\8151_1.m		
Last Update:	27-Mar-2013 11:19:53	Calib Date:	22-Mar-2013 19:24:11
Quant Method:	External Standard	Quant By:	Initial Calibration
Last ICal File:	\\NCChrom\ChromData\A2HP1\20130322-18190.b\P1000011.D		
Limit Group:	GC 8151 DOD		
Integrator:	Falcon		
Column Type:		Column Dia:	
Process Host:	XAWRK004		

First Level Reviewer: bolgrind Date: 25-Mar-2013 10:55:25

Det	RT	EXP RT	DLT RT	Response	On-Col Amt ng/ul	Flags
5 Dalapon						
1	1.201	1.201	0.000	7137477	0.0127	
2	1.370	1.371	-0.001	1905094	0.0122	
					RPD = 3.23	
$ 4 2,4-Dichlorophenylacetic acid						
1	6.848	6.847	0.001	4899397	0.0260	
2	7.586	7.582	0.004	1590245	0.0234	
					RPD = 10.30	
6 Dicamba						
1	7.011	7.011	0.000	9627194	0.0120	
2	7.750	7.748	0.002	3152811	0.0109	
					RPD = 9.48	
10 MCPP						
1	7.296	7.295	0.001	3862033	1.41	
2	7.930	7.930	0.000	3399934	0.8976	
					RPD = 44.67	
9 MCPA						
1	7.456	7.455	0.001	7235153	0.9617	
2	8.181	8.180	0.001	5145646	0.9248	
					RPD = 3.92	
7 Dichlorprop						
1	7.823	7.822	0.001	4595917	0.0259	
2	8.534	8.534	0.000	1327464	0.0223	
					RPD = 14.97	
2 2,4-D						
1	8.061	8.055	0.006	4438882	0.0231	
2	8.894	8.889	0.005	1368906	0.0205	
					RPD = 11.70	

Report Date: 27-Mar-2013 11:19:55 Chrom Revision: 2.0 01-Feb-2013 10:03:10
Data File: \\NCChrom\ChromData\A2HP1\20130322-18190.b\P1000013.D

Det	RT	EXP RT	DLT RT	Response	On-Col Amt ng/ul	Flags
11 Pentachlorophenol						1
1		8.142				
2		9.176				
12 Silvex (2,4,5-TP)						
1	8.910	8.907	0.003	5368601	0.005503	
2	9.814	9.812	0.002	1567913	0.005073	
					RPD = 8.13	
1 2,4,5-T						
1	9.223	9.217	0.006	3921357	0.005214	
2	10.298	10.292	0.006	1156606	0.004733	
					RPD = 9.68	
3 2,4-DB						
1	9.841	9.834	0.007	1497938	0.0208	
2	10.946	10.940	0.006	493216	0.0193	
					RPD = 7.25	
8 Dinoseb						M
1	11.010	11.009	0.001	2281728	0.003655	
2	11.294	11.294	0.000	568803	0.003034	M
					RPD = 18.55	

QC Flag Legend

Processing Flags
1 - Missing Peaks

Review Flags
M - Manually Integrated

Report Date: 27-Mar-2013 11:19:55 Chrom Revision: 2.0 01-Feb-2013 10:03:10

TestAmerica Canton

Data File:	\\NCChrom\ChromData\A2HP1\20130322-18190.b\P1000013.D		
Injection Date:	22-Mar-2013 20:11:04	Limit Group:	GC 8151 DOD
Client ID:		Instrument ID:	A2HP1
Lims Batch ID:	79197	Lims Sample ID:	13
Operator ID:	001754	Injection Vol:	1.0 ul
Column Type:		Column Dia:	

Y Scaling:

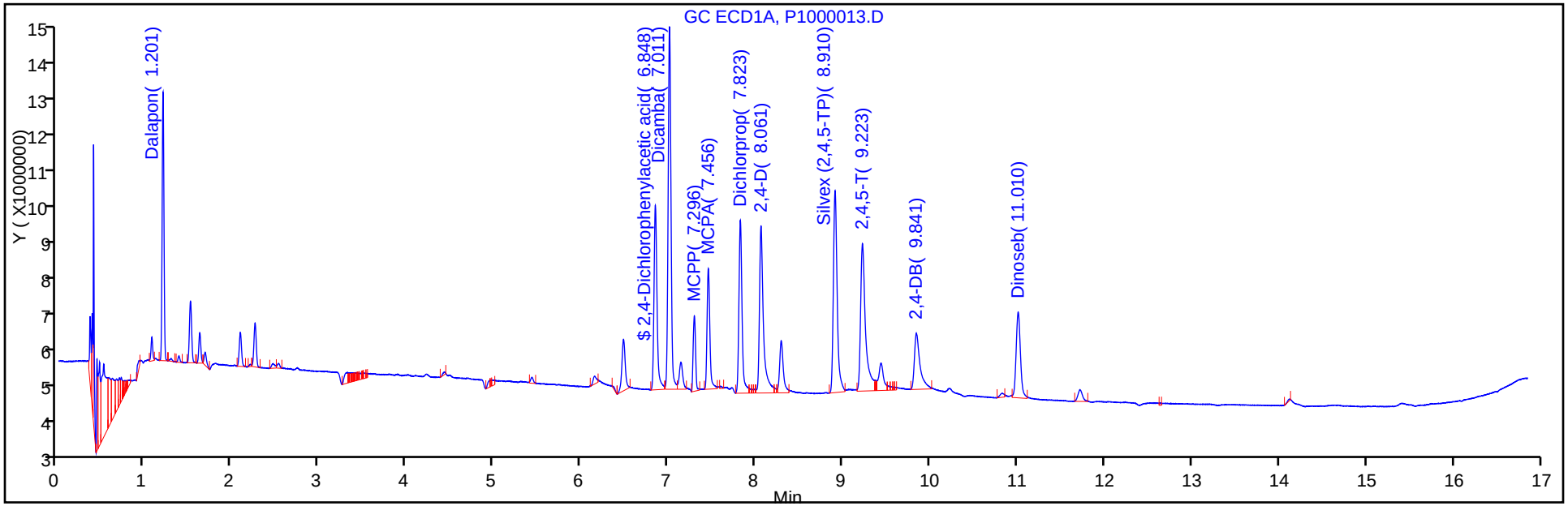

Y Scaling:

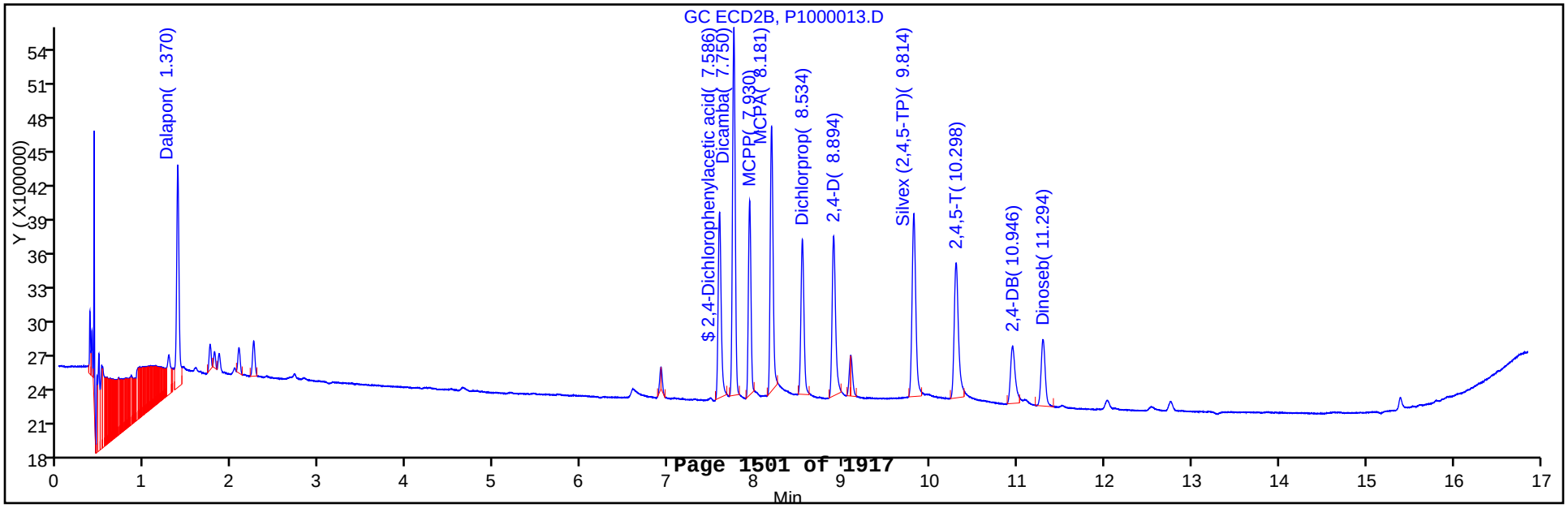

FORM I
GC SEMI VOA ORGANICS ANALYSIS DATA SHEET

Lab Name: TestAmerica Canton
Job No.: 240-21987-1
SDG No.:
Client Sample ID:
Lab Sample ID: MRL 240-79197/13
Matrix: Water
Lab File ID: P1000013.D
Analysis Method: 8151/DOD
Date Collected:
Extraction Method:
Date Extracted:
Sample wt/vol: 1(mL)
Date Analyzed: 03/22/2013 20:11
Con. Extract Vol.: 1.0(mL)
Dilution Factor: 1
Injection Volume: 1(uL)
GC Column: CLP-2 ID: 0.53(mm)
% Moisture:
GPC Cleanup:(Y/N) N
Analysis Batch No.: 79197
Units: ng/uL

CAS NO.	COMPOUND NAME	RESULT	Q	LOQ	LOD	DL
94-75-7	2,4-D	0.0205		0.0040	0.00050	0.00041
75-99-0	Dalapon	0.0122		0.0020	0.00020	0.00017
94-82-6	2,4-DB	0.0193		0.0040	0.0010	0.00069
1918-00-9	Dicamba	0.0109		0.0020	0.0010	0.00052
120-36-5	Dichlorprop	0.0223		0.0040	0.0010	0.00086
88-85-7	Dinoseb	0.00303	M	0.00060	0.00020	0.000087
94-74-6	MCPA	0.925	^	0.40	0.40	0.39
93-65-2	MCPP	0.898	^	0.40	0.40	0.40
87-86-5	Pentachlorophenol	0.000040	U	0.00010	0.000040	0.000024
93-72-1	Silvex (2,4,5-TP)	0.00507		0.0010	0.00020	0.00020
93-76-5	2,4,5-T	0.00473		0.0010	0.00050	0.00030

CAS NO.	SURROGATE	%REC	Q	LIMITS
19719-28-9	2,4-Dichlorophenylacetic acid	117	Q	32-112

TestAmerica Canton
Target Compound Quantitation Report

Data File:	\\NCChrom\ChromData\A2HP1\20130322-18190.b\P1000013.D		
Lims ID:	MRL	Client ID:	
Inject. Date:	22-Mar-2013 20:11:04	Dil. Factor:	1.0000
Sample Type:	MRL		
Sample ID:	240-0018190-013		
Misc. Info.:			
Operator:	001754	Instrument ID:	A2HP1
Injection Vol:	1.0 ul	ALS Bottle#:	13
Lims Batch ID:	79197	Lims Sample ID:	13
Detector 1 :	GC ECD1A		
Detector 2 :	GC ecd2b		
Method:	\\NCChrom\ChromData\A2HP1\20130322-18190.b\8151_1.m		
Last Update:	27-Mar-2013 11:19:53	Calib Date:	22-Mar-2013 19:24:11
Quant Method:	External Standard	Quant By:	Initial Calibration
Last ICal File:	\\NCChrom\ChromData\A2HP1\20130322-18190.b\P1000011.D		
Limit Group:	GC 8151 DOD		
Integrator:	Falcon		
Column Type:		Column Dia:	
Process Host:	XAWRK004		

First Level Reviewer: bolgrind Date: 25-Mar-2013 10:55:25

Det	RT	EXP RT	DLT RT	Response	On-Col Amt ng/ul	Flags
5 Dalapon						
1	1.201	1.201	0.000	7137477	0.0127	
2	1.370	1.371	-0.001	1905094	0.0122	
					RPD = 3.23	
$ 4 2,4-Dichlorophenylacetic acid						
1	6.848	6.847	0.001	4899397	0.0260	
2	7.586	7.582	0.004	1590245	0.0234	
					RPD = 10.30	
6 Dicamba						
1	7.011	7.011	0.000	9627194	0.0120	
2	7.750	7.748	0.002	3152811	0.0109	
					RPD = 9.48	
10 MCPP						
1	7.296	7.295	0.001	3862033	1.41	
2	7.930	7.930	0.000	3399934	0.8976	
					RPD = 44.67	
9 MCPA						
1	7.456	7.455	0.001	7235153	0.9617	
2	8.181	8.180	0.001	5145646	0.9248	
					RPD = 3.92	
7 Dichlorprop						
1	7.823	7.822	0.001	4595917	0.0259	
2	8.534	8.534	0.000	1327464	0.0223	
					RPD = 14.97	
2 2,4-D						
1	8.061	8.055	0.006	4438882	0.0231	
2	8.894	8.889	0.005	1368906	0.0205	
					RPD = 11.70	

Report Date: 27-Mar-2013 11:19:55 Chrom Revision: 2.0 01-Feb-2013 10:03:10
Data File: \\NCChrom\ChromData\A2HP1\20130322-18190.b\P1000013.D

Det	RT	EXP RT	DLT RT	Response	On-Col Amt ng/ul	Flags
11 Pentachlorophenol						1
1		8.142				
2		9.176				
12 Silvex (2,4,5-TP)						
1	8.910	8.907	0.003	5368601	0.005503	
2	9.814	9.812	0.002	1567913	0.005073	
					RPD = 8.13	
1 2,4,5-T						
1	9.223	9.217	0.006	3921357	0.005214	
2	10.298	10.292	0.006	1156606	0.004733	
					RPD = 9.68	
3 2,4-DB						
1	9.841	9.834	0.007	1497938	0.0208	
2	10.946	10.940	0.006	493216	0.0193	
					RPD = 7.25	
8 Dinoseb						M
1	11.010	11.009	0.001	2281728	0.003655	
2	11.294	11.294	0.000	568803	0.003034	M
					RPD = 18.55	

QC Flag Legend

Processing Flags
1 - Missing Peaks

Review Flags
M - Manually Integrated

Report Date: 27-Mar-2013 11:19:55 Chrom Revision: 2.0 01-Feb-2013 10:03:10

TestAmerica Canton

Data File:	\\NCChrom\ChromData\A2HP1\20130322-18190.b\P1000013.D		
Injection Date:	22-Mar-2013 20:11:04	Limit Group:	GC 8151 DOD
Client ID:		Instrument ID:	A2HP1
Lims Batch ID:	79197	Lims Sample ID:	13
Operator ID:	001754	Injection Vol:	1.0 ul
Column Type:		Column Dia:	

Y Scaling:

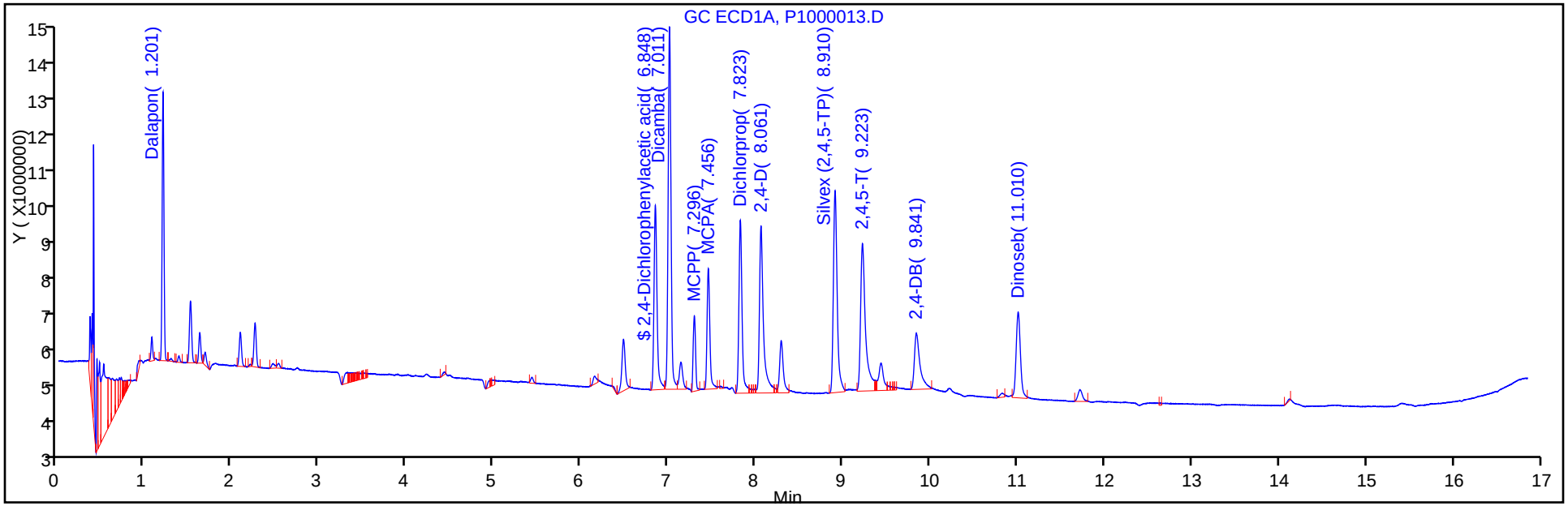

Y Scaling:

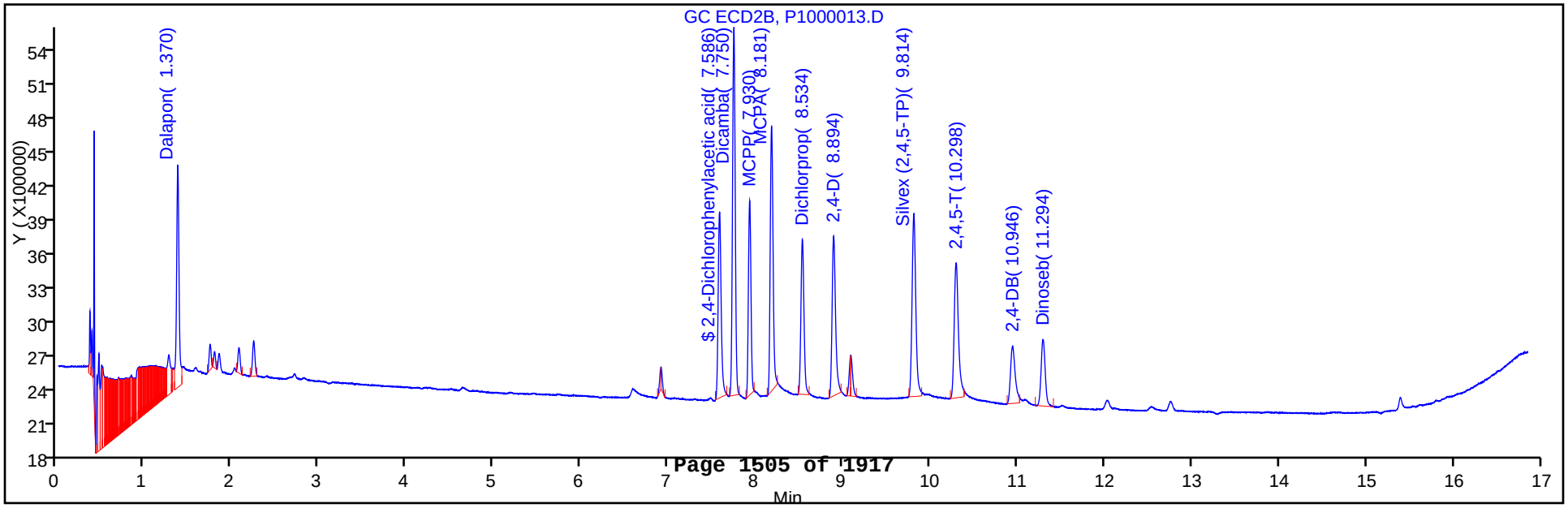

Report Date: 27-Mar-2013 11:19:55 Chrom Revision: 2.0 01-Feb-2013 10:03:10

Manual Integration/User Assign Peak Report

TestAmerica Canton

Data File:	\\NCChrom\ChromData\A2HP1\20130322-18190.b\P1000013.D		
Injection Date:	22-Mar-2013 20:11:04	Limit Group:	GC 8151 DOD
Client ID:		Instrument ID:	A2HP1
Lims Batch ID:	79197	Lims Sample ID:	13
Operator ID:	001754	Injection Vol:	1.0 ul
Column Type:		Column Dia:	

8 Dinoseb, Signal: 2, Type: quant, RT: 11.29, Det: GC ecd2b

Processing Integration Results

RT: 11.29
Response: 549073
Amount: 0.002929

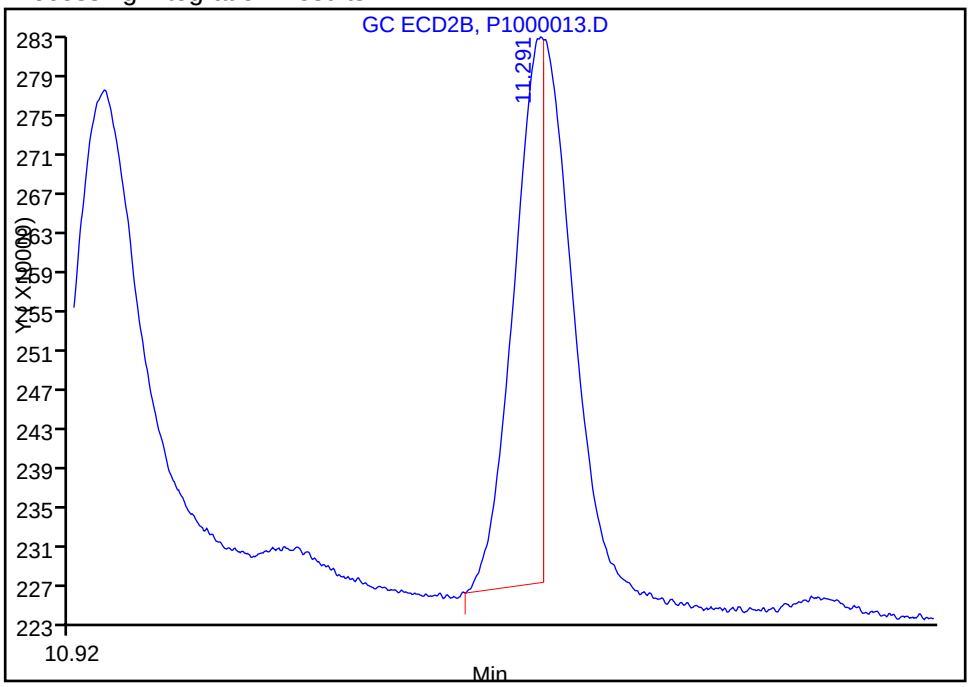

Manual Integration Results

RT: 11.29
Response: 568803
Amount: 0.003034

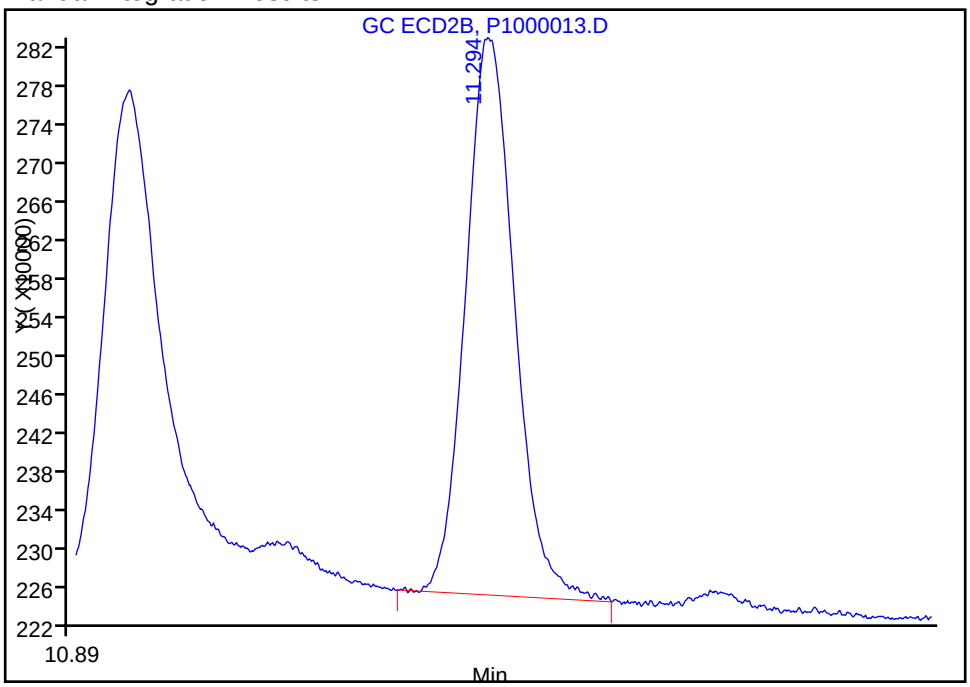

Reviewer: bolgrind, 27-Mar-2013 11:13:04
Audit Action: Manually Integrated
Audit Reason: Baseline Event

FORM I
GC SEMI VOA ORGANICS ANALYSIS DATA SHEET

Lab Name: TestAmerica Canton | Job No.: 240-21987-1

SDG No.:

Client Sample ID: | Lab Sample ID: MRL 240-79197/20

Matrix: Water | Lab File ID: P1000020.D

Analysis Method: 8151/DOD | Date Collected:

Extraction Method: | Date Extracted:

Sample wt/vol: 1(mL) | Date Analyzed: 03/22/2013 22:54

Con. Extract Vol.: 1.0(mL) | Dilution Factor: 1

Injection Volume: 1(uL) | GC Column: CLP-1 ID: 0.53(mm)

% Moisture: | GPC Cleanup:(Y/N) N

Analysis Batch No.: 79197 | Units: ng/uL

CAS NO.	COMPOUND NAME	RESULT	Q	LOQ	LOD	DL
94-75-7	2,4-D	0.0231		0.0040	0.00050	0.00041
75-99-0	Dalapon	0.0127		0.0020	0.00020	0.00017
94-82-6	2,4-DB	0.0210		0.0040	0.0010	0.00069
1918-00-9	Dicamba	0.0122		0.0020	0.0010	0.00052
120-36-5	Dichlorprop	0.0262	^	0.0040	0.0010	0.00086
88-85-7	Dinoseb	0.00368		0.00060	0.00020	0.000087
94-74-6	MCPA	0.998	^	0.40	0.40	0.39
93-65-2	MCPP	1.46		0.40	0.40	0.40
87-86-5	Pentachlorophenol	0.000040	U	0.00010	0.000040	0.000024
93-72-1	Silvex (2,4,5-TP)	0.00559		0.0010	0.00020	0.00020
93-76-5	2,4,5-T	0.00518		0.0010	0.00050	0.00030

CAS NO.	SURROGATE	%REC	Q	LIMITS
19719-28-9	2,4-Dichlorophenylacetic acid	132	Q	32-112

TestAmerica Canton
Target Compound Quantitation Report

Data File:	\\NCChrom\ChromData\A2HP1\20130322-18190.b\P1000020.D		
Lims ID:	MRL	Client ID:	
Inject. Date:	22-Mar-2013 22:54:54	Dil. Factor:	1.0000
Sample Type:	MRL		
Sample ID:	240-0018190-020		
Misc. Info.:			
Operator:	001754	Instrument ID:	A2HP1
Injection Vol:	1.0 ul	ALS Bottle#:	20
Lims Batch ID:	79197	Lims Sample ID:	20
Detector 1 :	GC ECD1A		
Detector 2 :	GC ecd2b		
Method:	\\NCChrom\ChromData\A2HP1\20130322-18190.b\8151_1.m		
Last Update:	27-Mar-2013 11:19:59	Calib Date:	22-Mar-2013 19:24:11
Quant Method:	External Standard	Quant By:	Initial Calibration
Last ICal File:	\\NCChrom\ChromData\A2HP1\20130322-18190.b\P1000011.D		
Limit Group:	GC 8151 DOD		
Integrator:	Falcon		
Column Type:		Column Dia:	
Process Host:	XAWRK004		

First Level Reviewer: bolgrind Date: 25-Mar-2013 10:26:44

Det	RT	EXP RT	DLT RT	Response	On-Col Amt ng/ul	Flags
5 Dalapon						
1	1.201	1.201	0.000	7190981	0.0127	
2	1.371	1.371	0.000	1773561	0.0114	
					RPD = 11.12	
$ 4 2,4-Dichlorophenylacetic acid						
1	6.848	6.847	0.001	4975513	0.0264	
2	7.584	7.582	0.002	1617312	0.0238	
					RPD = 10.16	
6 Dicamba						
1	7.011	7.010	0.001	9782944	0.0122	
2	7.749	7.748	0.001	3251343	0.0113	
					RPD = 8.01	
10 MCPP						
1	7.295	7.294	0.001	3934652	1.46	
2	7.930	7.930	0.000	3509356	0.99	
					RPD = 38.17	
9 MCPA						
1	7.456	7.454	0.002	7303969	1.00	
2	8.181	8.181	0.000	5306094	1.03	
					RPD = 2.73	
7 Dichlorprop						
1	7.824	7.822	0.002	4652483	0.0262	
2	8.535	8.534	0.001	1341393	0.0225	
					RPD = 15.15	
2 2,4-D						
1	8.059	8.054	0.005	4447567	0.0231	
2	8.894	8.889	0.005	1412408	0.0212	
					RPD = 8.77	

Report Date: 27-Mar-2013 11:20:00 Chrom Revision: 2.0 01-Feb-2013 10:03:10
Data File: \\NCChrom\ChromData\A2HP1\20130322-18190.b\P1000020.D

Det	RT	EXP RT	DLT RT	Response	On-Col Amt ng/ul	Flags
11 Pentachlorophenol						1
1		8.142				
2		9.176				
12 Silvex (2,4,5-TP)						
1	8.909	8.905	0.004	5450193	0.005587	
2	9.813	9.812	0.001	1550038	0.005015	
					RPD = 10.78	
1 2,4,5-T						
1	9.224	9.215	0.009	3898319	0.005183	
2	10.298	10.292	0.006	1157023	0.004734	
					RPD = 9.05	
3 2,4-DB						M
1	9.841	9.832	0.009	1516112	0.0210	
2	10.946	10.938	0.008	490562	0.0192	M
					RPD = 8.99	
8 Dinoseb						
1	11.008	11.008	0.000	2297942	0.003681	
2	11.296	11.294	0.002	552368	0.002947	
					RPD = 22.15	

QC Flag Legend

Processing Flags
1 - Missing Peaks

Review Flags
M - Manually Integrated

Report Date: 27-Mar-2013 11:20:01 Chrom Revision: 2.0 01-Feb-2013 10:03:10

TestAmerica Canton

Data File:	\\NCChrom\ChromData\A2HP1\20130322-18190.b\P1000020.D		
Injection Date:	22-Mar-2013 22:54:54	Limit Group:	GC 8151 DOD
Client ID:		Instrument ID:	A2HP1
Lims Batch ID:	79197	Lims Sample ID:	20
Operator ID:	001754	Injection Vol:	1.0 ul
Column Type:		Column Dia:	

Y Scaling:

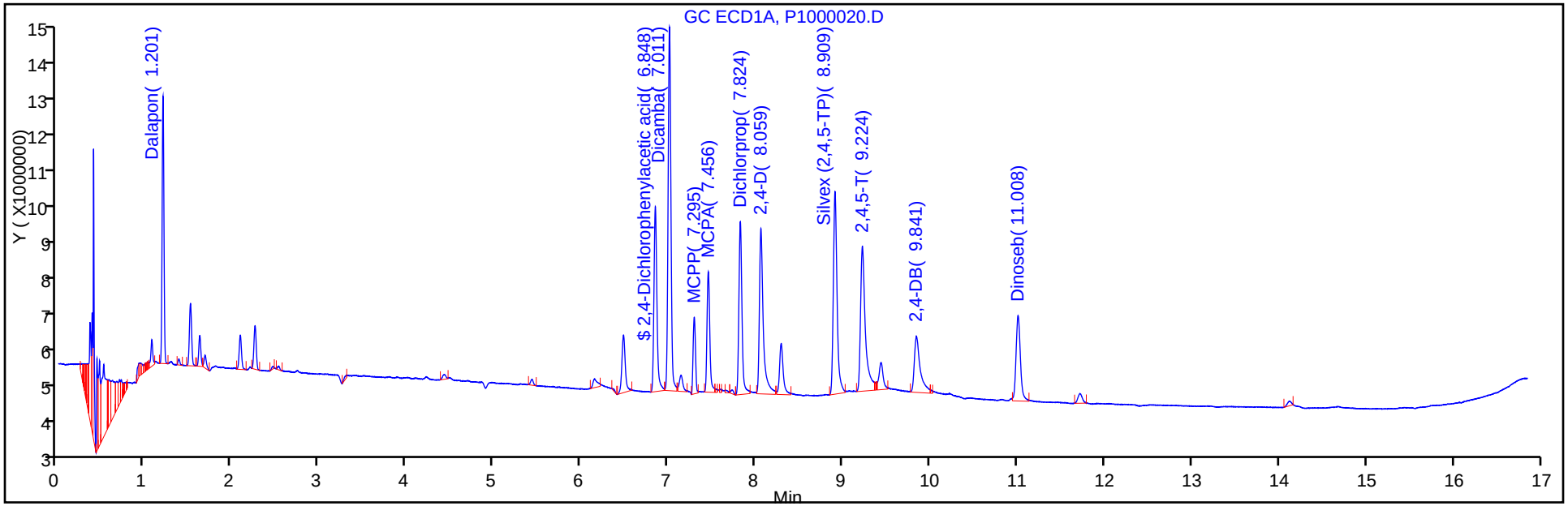

Y Scaling:

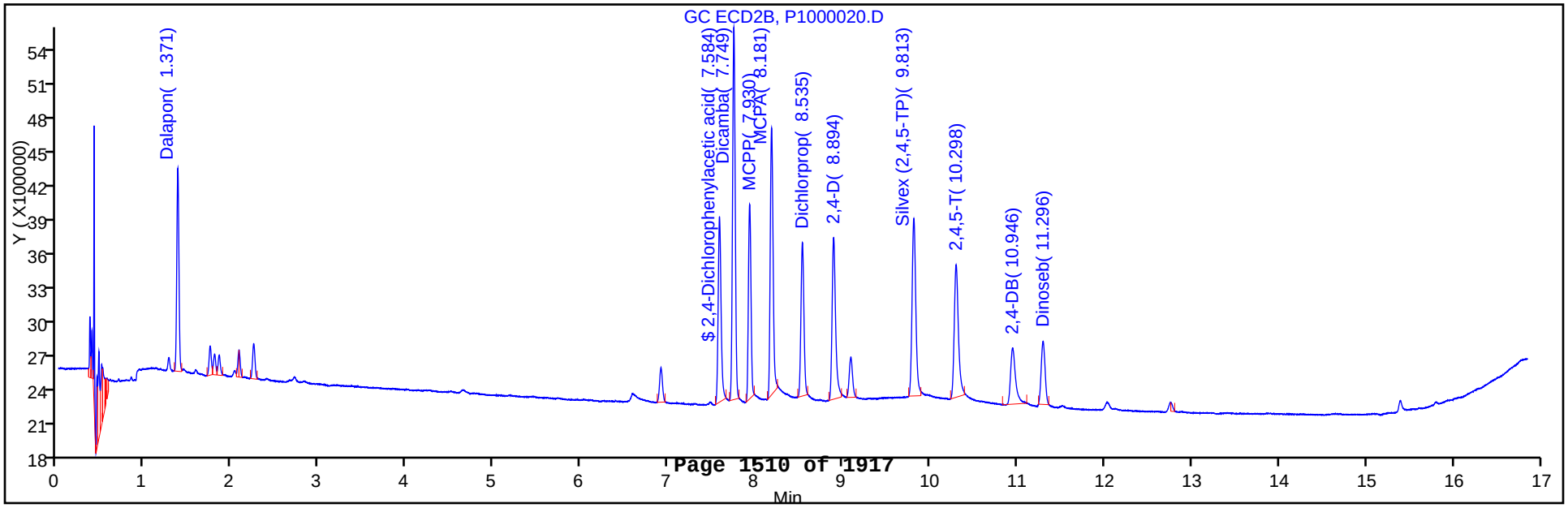

FORM I
GC SEMI VOA ORGANICS ANALYSIS DATA SHEET

Lab Name: TestAmerica Canton | Job No.: 240-21987-1

SDG No.:

Client Sample ID: | Lab Sample ID: MRL 240-79197/20

Matrix: Water | Lab File ID: P1000020.D

Analysis Method: 8151/DOD | Date Collected:

Extraction Method: | Date Extracted:

Sample wt/vol: 1(mL) | Date Analyzed: 03/22/2013 22:54

Con. Extract Vol.: 1.0(mL) | Dilution Factor: 1

Injection Volume: 1(uL) | GC Column: CLP-2 ID: 0.53(mm)

% Moisture: | GPC Cleanup:(Y/N) N

Analysis Batch No.: 79197 | Units: ng/uL

CAS NO.	COMPOUND NAME	RESULT	Q	LOQ	LOD	DL
94-75-7	2,4-D	0.0212		0.0040	0.00050	0.00041
75-99-0	Dalapon	0.0114		0.0020	0.00020	0.00017
94-82-6	2,4-DB	0.0192	M	0.0040	0.0010	0.00069
1918-00-9	Dicamba	0.0113		0.0020	0.0010	0.00052
120-36-5	Dichlorprop	0.0225		0.0040	0.0010	0.00086
88-85-7	Dinoseb	0.00295		0.00060	0.00020	0.000087
94-74-6	MCPA	1.03	^	0.40	0.40	0.39
93-65-2	MCPP	0.992	^	0.40	0.40	0.40
87-86-5	Pentachlorophenol	0.000040	U	0.00010	0.000040	0.000024
93-72-1	Silvex (2,4,5-TP)	0.00502		0.0010	0.00020	0.00020
93-76-5	2,4,5-T	0.00473		0.0010	0.00050	0.00030

CAS NO.	SURROGATE	%REC	Q	LIMITS
19719-28-9	2,4-Dichlorophenylacetic acid	119	Q	32-112

TestAmerica Canton
Target Compound Quantitation Report

Data File:	\\NCChrom\ChromData\A2HP1\20130322-18190.b\P1000020.D		
Lims ID:	MRL	Client ID:	
Inject. Date:	22-Mar-2013 22:54:54	Dil. Factor:	1.0000
Sample Type:	MRL		
Sample ID:	240-0018190-020		
Misc. Info.:			
Operator:	001754	Instrument ID:	A2HP1
Injection Vol:	1.0 ul	ALS Bottle#:	20
Lims Batch ID:	79197	Lims Sample ID:	20
Detector 1 :	GC ECD1A		
Detector 2 :	GC ecd2b		
Method:	\\NCChrom\ChromData\A2HP1\20130322-18190.b\8151_1.m		
Last Update:	27-Mar-2013 11:19:59	Calib Date:	22-Mar-2013 19:24:11
Quant Method:	External Standard	Quant By:	Initial Calibration
Last ICal File:	\\NCChrom\ChromData\A2HP1\20130322-18190.b\P1000011.D		
Limit Group:	GC 8151 DOD		
Integrator:	Falcon		
Column Type:		Column Dia:	
Process Host:	XAWRK004		

First Level Reviewer: bolgrind Date: 25-Mar-2013 10:26:44

Det	RT	EXP RT	DLT RT	Response	On-Col Amt ng/ul	Flags
5 Dalapon						
1	1.201	1.201	0.000	7190981	0.0127	
2	1.371	1.371	0.000	1773561	0.0114	
					RPD = 11.12	
$ 4 2,4-Dichlorophenylacetic acid						
1	6.848	6.847	0.001	4975513	0.0264	
2	7.584	7.582	0.002	1617312	0.0238	
					RPD = 10.16	
6 Dicamba						
1	7.011	7.010	0.001	9782944	0.0122	
2	7.749	7.748	0.001	3251343	0.0113	
					RPD = 8.01	
10 MCPP						
1	7.295	7.294	0.001	3934652	1.46	
2	7.930	7.930	0.000	3509356	0.99	
					RPD = 38.17	
9 MCPA						
1	7.456	7.454	0.002	7303969	1.00	
2	8.181	8.181	0.000	5306094	1.03	
					RPD = 2.73	
7 Dichlorprop						
1	7.824	7.822	0.002	4652483	0.0262	
2	8.535	8.534	0.001	1341393	0.0225	
					RPD = 15.15	
2 2,4-D						
1	8.059	8.054	0.005	4447567	0.0231	
2	8.894	8.889	0.005	1412408	0.0212	
					RPD = 8.77	

Report Date: 27-Mar-2013 11:20:01 Chrom Revision: 2.0 01-Feb-2013 10:03:10
Data File: \\NCChrom\ChromData\A2HP1\20130322-18190.b\P1000020.D

Det	RT	EXP RT	DLT RT	Response	On-Col Amt ng/ul	Flags
11 Pentachlorophenol						1
1		8.142				
2		9.176				
12 Silvex (2,4,5-TP)						
1	8.909	8.905	0.004	5450193	0.005587	
2	9.813	9.812	0.001	1550038	0.005015	
					RPD = 10.78	
1 2,4,5-T						
1	9.224	9.215	0.009	3898319	0.005183	
2	10.298	10.292	0.006	1157023	0.004734	
					RPD = 9.05	
3 2,4-DB						M
1	9.841	9.832	0.009	1516112	0.0210	
2	10.946	10.938	0.008	490562	0.0192	M
					RPD = 8.99	
8 Dinoseb						
1	11.008	11.008	0.000	2297942	0.003681	
2	11.296	11.294	0.002	552368	0.002947	
					RPD = 22.15	

QC Flag Legend

Processing Flags
1 - Missing Peaks

Review Flags
M - Manually Integrated

Report Date: 27-Mar-2013 11:20:01 Chrom Revision: 2.0 01-Feb-2013 10:03:10

TestAmerica Canton

Data File:	\\NCChrom\ChromData\A2HP1\20130322-18190.b\P1000020.D		
Injection Date:	22-Mar-2013 22:54:54	Limit Group:	GC 8151 DOD
Client ID:		Instrument ID:	A2HP1
Lims Batch ID:	79197	Lims Sample ID:	20
Operator ID:	001754	Injection Vol:	1.0 ul
Column Type:		Column Dia:	

Y Scaling:

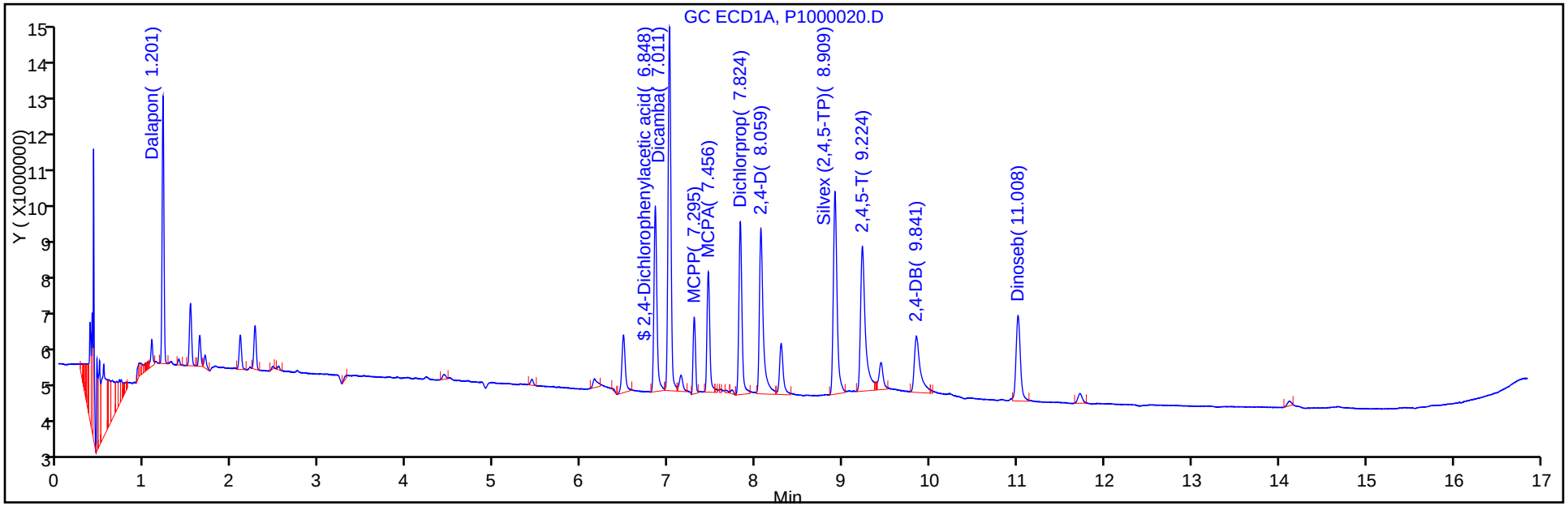

Y Scaling:

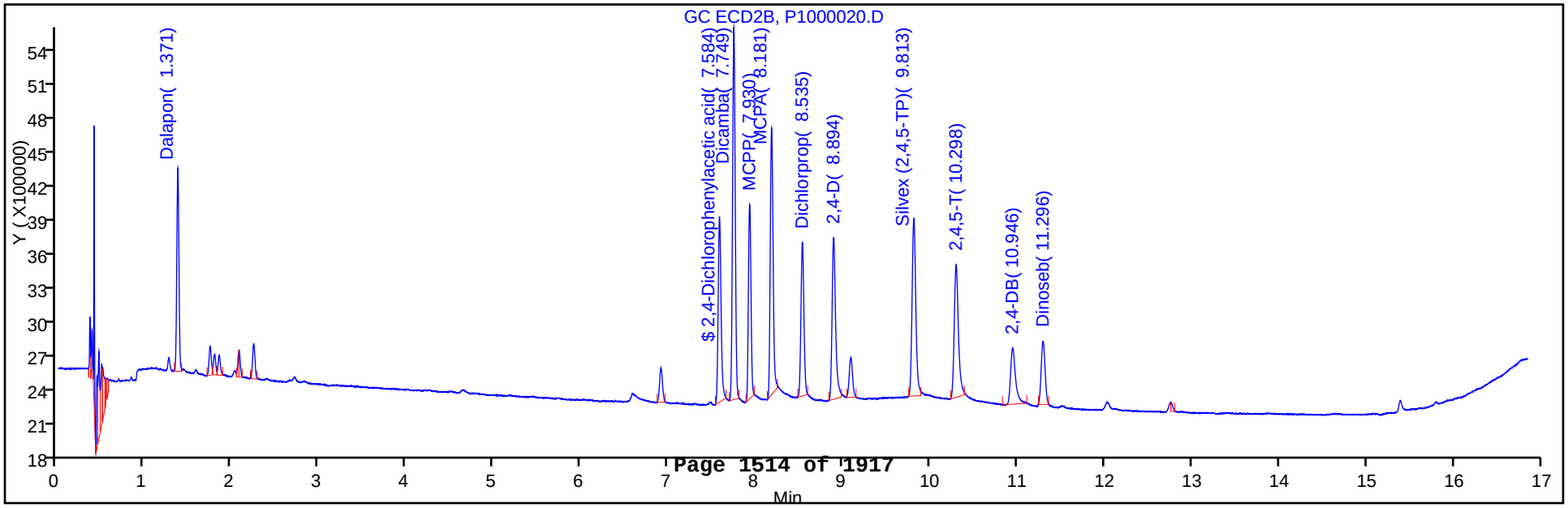

Report Date: 27-Mar-2013 11:20:01 Chrom Revision: 2.0 01-Feb-2013 10:03:10

Manual Integration/User Assign Peak Report

TestAmerica Canton

Data File:	\\NCChrom\ChromData\A2HP1\20130322-18190.b\P1000020.D		
Injection Date:	22-Mar-2013 22:54:54	Limit Group:	GC 8151 DOD
Client ID:		Instrument ID:	A2HP1
Lims Batch ID:	79197	Lims Sample ID:	20
Operator ID:	001754	Injection Vol:	1.0 ul
Column Type:		Column Dia:	

3 2,4-DB, Signal: 2, Type: quant, RT: 10.94, Det: GC ecd2b

Processing Integration Results

RT: 10.95
Response: 84626
Amount: 0.003319

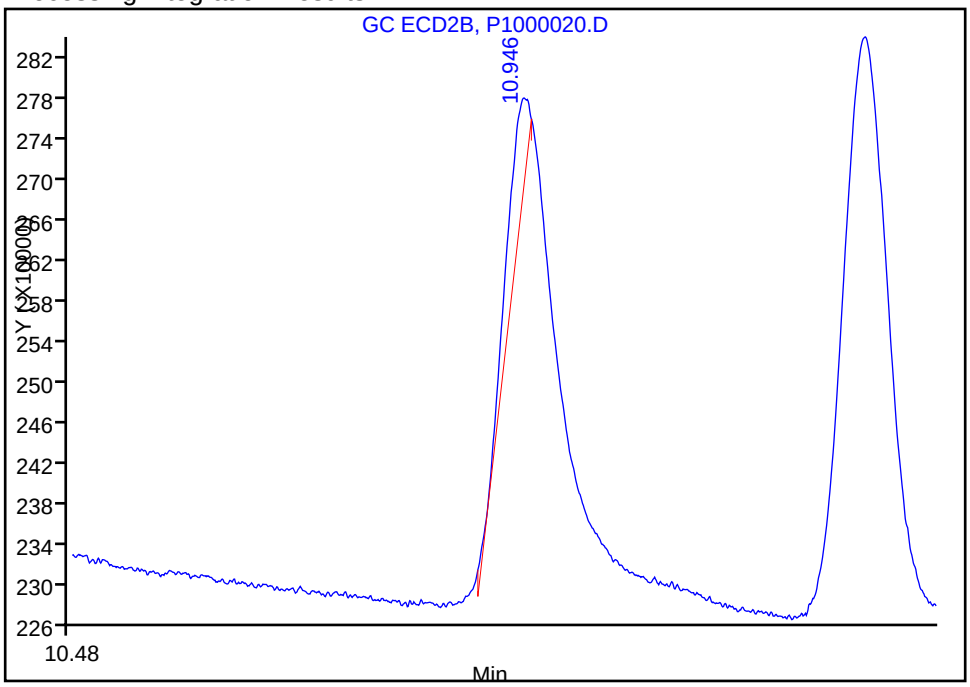

Manual Integration Results

RT: 10.95
Response: 490562
Amount: 0.019238

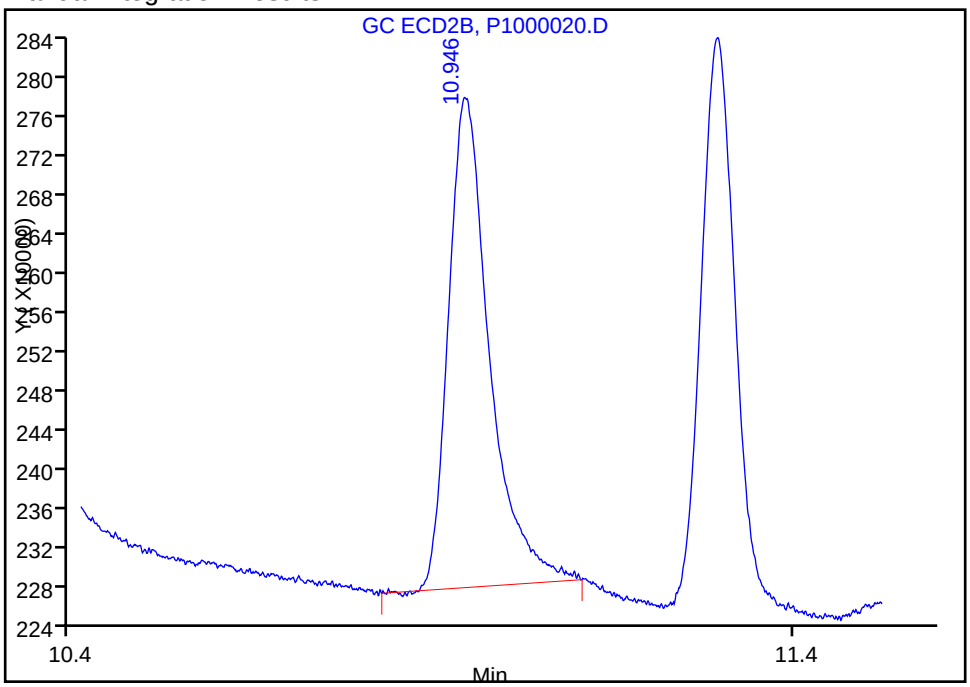

Reviewer: bolgrind, 27-Mar-2013 11:13:58
Audit Action: Manually Integrated
Audit Reason: Baseline Event

GC SEMI VOA ANALYSIS RUN LOG

Lab Name: TestAmerica Canton Job No.: 240-21987-1

SDG No.:

Instrument ID: A2HP1 Start Date: 03/18/2013 17:33

Analysis Batch Number: 78658 End Date: 03/19/2013 00:58

LAB SAMPLE ID	CLIENT SAMPLE ID	DATE ANALYZED	DILUTION FACTOR	LAB FILE ID	COLUMN ID
STD 240-78658/6 IC		03/18/2013 17:33	1		CLP-1 0.53(mm)
STD 240-78658/6 IC		03/18/2013 17:33	1		CLP-2 0.53(mm)
STD 240-78658/7 IC		03/18/2013 17:56	1		CLP-1 0.53(mm)
STD 240-78658/7 IC		03/18/2013 17:56	1		CLP-2 0.53(mm)
STD 240-78658/8 ICRT		03/18/2013 18:19	1		CLP-1 0.53(mm)
STD 240-78658/8 ICRT		03/18/2013 18:19	1		CLP-2 0.53(mm)
STD 240-78658/9 IC		03/18/2013 18:43	1		CLP-1 0.53(mm)
STD 240-78658/9 IC		03/18/2013 18:43	1		CLP-2 0.53(mm)
STD 240-78658/10 IC		03/18/2013 19:06	1		CLP-1 0.53(mm)
STD 240-78658/10 IC		03/18/2013 19:06	1		CLP-2 0.53(mm)
STD 240-78658/11 IC		03/18/2013 19:30	1		CLP-1 0.53(mm)
STD 240-78658/11 IC		03/18/2013 19:30	1		CLP-2 0.53(mm)
ICV 240-78658/12		03/18/2013 19:53	1		CLP-1 0.53(mm)
ICV 240-78658/12		03/18/2013 19:53	1		CLP-2 0.53(mm)
STD 240-78658/13 IC		03/18/2013 20:16	1	P1000013.D	CLP-1 0.53(mm)
STD 240-78658/13 IC		03/18/2013 20:16	1	P1000013.D	CLP-2 0.53(mm)
STD 240-78658/14 IC		03/18/2013 20:40	1	P1000014.D	CLP-1 0.53(mm)
STD 240-78658/14 IC		03/18/2013 20:40	1	P1000014.D	CLP-2 0.53(mm)
STD 240-78658/15 ICRT		03/18/2013 21:03	1	P1000015.D	CLP-1 0.53(mm)
STD 240-78658/15 ICRT		03/18/2013 21:03	1	P1000015.D	CLP-2 0.53(mm)
STD 240-78658/16 IC		03/18/2013 21:27	1	P1000016.D	CLP-1 0.53(mm)
STD 240-78658/16 IC		03/18/2013 21:27	1	P1000016.D	CLP-2 0.53(mm)
STD 240-78658/17 IC		03/18/2013 21:50	1	P1000017.D	CLP-1 0.53(mm)
STD 240-78658/17 IC		03/18/2013 21:50	1	P1000017.D	CLP-2 0.53(mm)
STD 240-78658/18 IC		03/18/2013 22:13	1	P1000018.D	CLP-1 0.53(mm)
STD 240-78658/18 IC		03/18/2013 22:13	1	P1000018.D	CLP-2 0.53(mm)
ICV 240-78658/19		03/18/2013 22:37	1		CLP-1 0.53(mm)
ICV 240-78658/19		03/18/2013 22:37	1		CLP-2 0.53(mm)
ZZZZZ		03/18/2013 23:00	1		CLP-1 0.53(mm)
ZZZZZ		03/18/2013 23:00	1		CLP-2 0.53(mm)
ZZZZZ		03/18/2013 23:24	1		CLP-1 0.53(mm)
ZZZZZ		03/18/2013 23:24	1		CLP-2 0.53(mm)
ZZZZZ		03/18/2013 23:47	1		CLP-1 0.53(mm)
ZZZZZ		03/18/2013 23:47	1		CLP-2 0.53(mm)
ZZZZZ		03/19/2013 00:11	1		CLP-1 0.53(mm)
ZZZZZ		03/19/2013 00:11	1		CLP-2 0.53(mm)
ZZZZZ		03/19/2013 00:34	1		CLP-1 0.53(mm)
ZZZZZ		03/19/2013 00:34	1		CLP-2 0.53(mm)
CCV 240-78658/25		03/19/2013 00:58	1		CLP-1 0.53(mm)
CCV 240-78658/25		03/19/2013 00:58	1		CLP-2 0.53(mm)

8151/DOD

GC SEMI VOA ANALYSIS RUN LOG

Lab Name: TestAmerica Canton Job No.: 240-21987-1

SDG No.:

Instrument ID: A2HP1 Start Date: 03/22/2013 17:26

Analysis Batch Number: 79197 End Date: 03/22/2013 22:54

LAB SAMPLE ID	CLIENT SAMPLE ID	DATE ANALYZED	DILUTION FACTOR	LAB FILE ID	COLUMN ID
STD1 240-79197/6 IC		03/22/2013 17:26	1	P1000006.D	CLP-1 0.53(mm)
STD1 240-79197/6 IC		03/22/2013 17:26	1	P1000006.D	CLP-2 0.53(mm)
STD2 240-79197/7 IC		03/22/2013 17:50	1	P1000007.D	CLP-1 0.53(mm)
STD2 240-79197/7 IC		03/22/2013 17:50	1	P1000007.D	CLP-2 0.53(mm)
STD3 240-79197/8 IC		03/22/2013 18:13	1	P1000008.D	CLP-1 0.53(mm)
STD3 240-79197/8 IC		03/22/2013 18:13	1	P1000008.D	CLP-2 0.53(mm)
STD4 240-79197/9 IC		03/22/2013 18:37	1	P1000009.D	CLP-1 0.53(mm)
STD4 240-79197/9 IC		03/22/2013 18:37	1	P1000009.D	CLP-2 0.53(mm)
STD5 240-79197/10 IC		03/22/2013 19:00	1	P1000010.D	CLP-1 0.53(mm)
STD5 240-79197/10 IC		03/22/2013 19:00	1	P1000010.D	CLP-2 0.53(mm)
STD6 240-79197/11 IC		03/22/2013 19:24	1	P1000011.D	CLP-1 0.53(mm)
STD6 240-79197/11 IC		03/22/2013 19:24	1	P1000011.D	CLP-2 0.53(mm)
ICV 240-79197/12		03/22/2013 19:47	1	P1000012.D	CLP-1 0.53(mm)
ICV 240-79197/12		03/22/2013 19:47	1	P1000012.D	CLP-2 0.53(mm)
MRL 240-79197/13		03/22/2013 20:11	1	P1000013.D	CLP-1 0.53(mm)
MRL 240-79197/13		03/22/2013 20:11	1	P1000013.D	CLP-2 0.53(mm)
CCV 240-79197/14		03/22/2013 20:34	1	P1000014.D	CLP-1 0.53(mm)
CCV 240-79197/14		03/22/2013 20:34	1	P1000014.D	CLP-2 0.53(mm)
240-21987-1	079-0007-0001-SOURCEW ATER	03/22/2013 20:57	1	P1000015.D	CLP-1 0.53(mm)
240-21987-1	079-0007-0001-SOURCEW ATER	03/22/2013 20:57	1	P1000015.D	CLP-2 0.53(mm)
MB 240-78626/3-A		03/22/2013 21:21	1	P1000016.D	CLP-1 0.53(mm)
MB 240-78626/3-A		03/22/2013 21:21	1	P1000016.D	CLP-2 0.53(mm)
LCS 240-78626/4-A		03/22/2013 21:44	1	P1000017.D	CLP-1 0.53(mm)
LCS 240-78626/4-A		03/22/2013 21:44	1	P1000017.D	CLP-2 0.53(mm)
CCV 240-79197/18		03/22/2013 22:08	1	P1000018.D	CLP-1 0.53(mm)
CCV 240-79197/18		03/22/2013 22:08	1	P1000018.D	CLP-2 0.53(mm)
CCV 240-79197/19		03/22/2013 22:31	1	P1000019.D	CLP-1 0.53(mm)
CCV 240-79197/19		03/22/2013 22:31	1	P1000019.D	CLP-2 0.53(mm)
MRL 240-79197/20		03/22/2013 22:54	1	P1000020.D	CLP-1 0.53(mm)
MRL 240-79197/20		03/22/2013 22:54	1	P1000020.D	CLP-2 0.53(mm)

8151/DOD

GC SEMI VOA BATCH WORKSHEET

Lab Name: TestAmerica Canton Job No.: 240-21987-1

SDG No.:

Batch Number: 78626 Batch Start Date: 03/18/13 10:35 Batch Analyst: Matthews, Brandon

Batch Method: 8151A Batch End Date:

Lab Sample ID	Client Sample ID	Method Chain	Basis	ReceivedpH	InitialAmount	FirstAdjustpH	SecondAdjustpH	FinalAmount	EXHEASPIKEW 00007
240-21987-J-1	079-0007-0001-SO URCEWATER	8151A, 8151/DOD	T	7 SU	500 mL	12	2	100 mL	
MB 240-78626/3		8151A, 8151/DOD		7 SU	500 mL	12	2	100 mL	
LCS 240-78626/4		8151A, 8151/DOD		7 SU	500 mL	12	2	100 mL	1 mL

Lab Sample ID	Client Sample ID	Method Chain	Basis	EXHERBSURR 00012					
240-21987-J-1	079-0007-0001-SO URCEWATER	8151A, 8151/DOD	T	1 mL					
MB 240-78626/3		8151A, 8151/DOD		1 mL					
LCS 240-78626/4		8151A, 8151/DOD		1 mL					

Batch Notes	
1:1 Sulfuric + Water Lot	711898
Diethyl Ether Lot #	693500
Hexane Lot#	804964
MeCL2 Lot #	883372
Na2SO4, Acidified Lot #	677451
NaCL Lot #	294619
NaOH Lot #	711885
Silica Gel Lot Number	001550
TMSDM Lot #	347067

Basis	Basis Description
T	Total/NA

The pound sign (#) in the amount added field denotes that the reagent was used undiluted. All calculations are performed using the stated concentration for this reagent.

Method 8330
Nitroguanidine

Nitroguanidine (HPLC) by Method 8330

FORM III
HPLC/IC LAB CONTROL SAMPLE RECOVERY

Lab Name: TestAmerica Sacramento Job No.: 240-21987-1

SDG No.:

Matrix: Water Level: Low Lab File ID: 320-0003395-014-1.d

Lab ID: LCS 320-12568/2-A Client ID:

COMPOUND	SPIKE ADDED (ug/L)	LCS CONCENTRATION (ug/L)	LCS % REC	QC LIMITS REC	#
Nitroguanidine	250	250	100	73-117	

Column to be used to flag recovery and RPD values

FORM III 8330 Modified

FORM III
HPLC/IC MATRIX SPIKE RECOVERY

Lab Name: TestAmerica Sacramento Job No.: 240-21987-1

SDG No.:

Matrix: Water Level: Low Lab File ID: 320-0003395-016-1.d

Lab ID: 240-21987-1 MS Client ID: 079-0007-0001-SOURCEWATER MS

COMPOUND	SPIKE ADDED (ug/L)	SAMPLE CONCENTRATION (ug/L)	MS CONCENTRATION (ug/L)	MS % REC	QC LIMITS REC	#
Nitroguanidine	250	6.0 J	268	105	73-117	

Column to be used to flag recovery and RPD values

FORM III 8330 Modified

FORM III
HPLC/IC MATRIX SPIKE DUPLICATE RECOVERY

Lab Name: TestAmerica Sacramento Job No.: 240-21987-1

SDG No.:

Matrix: Water Level: Low Lab File ID: 320-0003395-017-1.d

Lab ID: 240-21987-1 MSD Client ID: 079-0007-0001-SOURCEWATER MSD

COMPOUND	SPIKE ADDED (ug/L)	MSD CONCENTRATION (ug/L)	MSD % REC	% RPD	QC LIMITS RPD	QC LIMITS REC	#
Nitroguanidine	250	263	103	2	15	73-117	

Column to be used to flag recovery and RPD values

FORM III 8330 Modified

FORM IV
HPLC/IC METHOD BLANK SUMMARY

Lab Name: TestAmerica Sacramento Job No.: 240-21987-1

SDG No.:

Lab File ID: 320-0003395-013-1.d Lab Sample ID: MB 320-12568/1-A

Matrix: Water Date Extracted: 03/19/2013 14:18

Instrument ID: PDA1 Date Analyzed: 03/21/2013 13:01

Level:(Low/Med) Low

THIS METHOD BLANK APPLIES TO THE FOLLOWING SAMPLES:

CLIENT SAMPLE ID	LAB SAMPLE ID	LAB FILE ID	DATE ANALYZED
	LCS 320-12568/2-A	320-0003395 -014-1.d	03/21/2013 13:16
079-0007-0001-SOURCEWATER	240-21987-1	320-0003395 -015-1.d	03/21/2013 13:31
079-0007-0001-SOURCEWATER MS	240-21987-1 MS	320-0003395 -016-1.d	03/21/2013 13:45
079-0007-0001-SOURCEWATER MSD	240-21987-1 MSD	320-0003395 -017-1.d	03/21/2013 14:00

FORM IV
HPLC/IC METHOD BLANK SUMMARY

Lab Name: TestAmerica Sacramento Job No.: 240-21987-1

SDG No.:

Lab File ID: 320-0003448-006-1.d Lab Sample ID: MB 320-12568/1-A

Matrix: Water Date Extracted: 03/19/2013 14:18

Instrument ID: PDA1 Date Analyzed: 03/22/2013 15:32

Level:(Low/Med) Low

THIS METHOD BLANK APPLIES TO THE FOLLOWING SAMPLES:

CLIENT SAMPLE ID	LAB SAMPLE ID	LAB FILE ID	DATE ANALYZED
079-0007-0001-SOURCEWATER	240-21987-1	320-0003448 -007-1.d	03/22/2013 15:53

FORM IV 8330 Modified

FORM I
HPLC/IC ORGANICS ANALYSIS DATA SHEET

Lab Name: TestAmerica Sacramento
Job No.: 240-21987-1
SDG No.:
Client Sample ID: 079-0007-0001-SOURCEWATER
Lab Sample ID: 240-21987-1
Matrix: Water
Lab File ID: 320-0003395-015-1.d
Analysis Method: 8330 Modified
Date Collected: 03/14/2013 12:00
Extraction Method: Filtration
Date Extracted: 03/19/2013 14:18
Sample wt/vol: 10(mL)
Date Analyzed: 03/21/2013 13:31
Con. Extract Vol.: 10(mL)
Dilution Factor: 1
Injection Volume: 50(uL)
GC Column: Luna NH2 ID: 4.6(mm)
% Moisture:
GPC Cleanup:(Y/N) N
Analysis Batch No.: 12714
Units: ug/L

CAS NO.	COMPOUND NAME	RESULT	Q	LOQ	LOD	DL
556-88-7	*Nitroguanidine*	*6.0*	*J*	*20*	6.0	*2.4*

TestAmerica Sacramento
Target Compound Quantitation Report

Data File:	\\SACChrom\ChromData\PDA1\20130321-3395.b\320-0003395-015-1.d		
Lims ID:	240-21987-Q-1-B	Client ID:	079-0007-0001-SOURCEWATER
Inject. Date:	21-Mar-2013 13:31:00	Dil. Factor:	1.0000
Sample Type:	Client		
Sample ID:	320-0003395-008 Analysis		
Misc. Info.:	none LCS 320-4385/2-A		
Operator:	RN	Instrument ID:	PDA1
Injection Vol:	50.0 ul	ALS Bottle#:	0
Lims Batch ID:	12714	Lims Sample ID:	15
Detector:	GC 320-0003395-015-1		
Method:	\\SACChrom\ChromData\PDA1\20130321-3395.b\NGu Primary.m		
Last Update:	21-Mar-2013 13:54:36	Calib Date:	14-Feb-2013 12:56:00
Quant Method:	External Standard	Quant By:	Initial Calibration
Last ICal File:	\\SACChrom\ChromData\PDA1\20130214-2806.b\320-0002806-011-1.d		
Limit Group:	LC 8330 Ngu ICAL		
Integrator:	Falcon		
Column Type:	Luna 5u NH2 100A	Column Dia:	4.60 mm
Process Host:	XAWRK014		

First Level Reviewer: noonanr Date: 21-Mar-2013 13:54:14

RT	EXP RT	DLT RT	Response	On-Col Amt ng/ml	Flags
1 Nitroguanidine					
4.267	4.273	-0.006	287	5.99	

Report Date: 21-Mar-2013 13:54:36 Chrom Revision: 2.1 18-Mar-2013 20:34:14

TestAmerica Sacramento

Data File:	\\SACChrom\ChromData\PDA1\20130321-3395.b\320-0003395-015-1.d		
Injection Date:	21-Mar-2013 13:31:00	Limit Group:	LC 8330 Ngu ICAL
Client ID:	079-0007-0001-SOURCEWATER	Instrument ID:	PDA1
Lims Batch ID:	12714	Lims Sample ID:	15
Operator ID:	RN	Injection Vol:	50.0 ul
Column Type:	Luna 5u NH2 100A	Column Dia:	4.60 mm

Y Scaling:

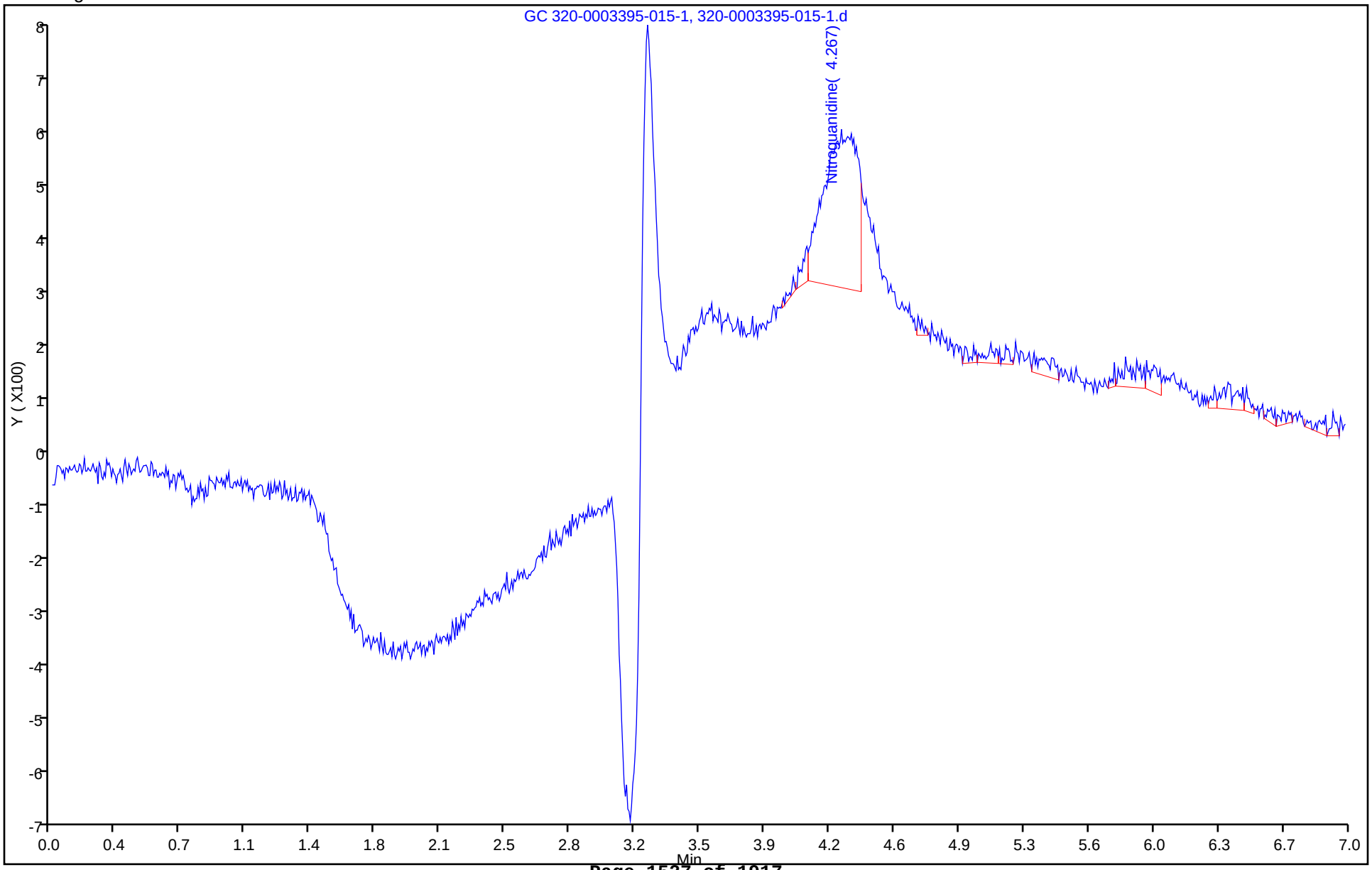

FORM I
HPLC/IC ORGANICS ANALYSIS DATA SHEET

Lab Name: TestAmerica Sacramento
Job No.: 240-21987-1
SDG No.:
Client Sample ID: 079-0007-0001-SOURCEWATER
Lab Sample ID: 240-21987-1
Matrix: Water
Lab File ID: 320-0003448-007-1.d
Analysis Method: 8330 Modified
Date Collected: 03/14/2013 12:00
Extraction Method: Filtration
Date Extracted: 03/19/2013 14:18
Sample wt/vol: 10(mL)
Date Analyzed: 03/22/2013 15:53
Con. Extract Vol.: 10(mL)
Dilution Factor: 1
Injection Volume: 50(uL)
GC Column: ID:
% Moisture:
GPC Cleanup:(Y/N) N
Analysis Batch No.: 12878
Units: ug/L

CAS NO.	COMPOUND NAME	RESULT	Q	LOQ	LOD	DL
556-88-7	Nitroguanidine	6.0	U	20	6.0	2.4

TestAmerica Sacramento
Target Compound Quantitation Report

Data File:	\\SACChrom\ChromData\PDA1\20130322-3448.b\320-0003448-007-1.d		
Lims ID:	240-21987-Q-1-B	Client ID:	079-0007-0001-SOURCEWATER
Inject. Date:	22-Mar-2013 15:53:00	Dil. Factor:	1.0000
Sample Type:	Client		
Sample ID:	320-0003448-007 Analysis		
Misc. Info.:	none LCS 320-4385/2-A		
Operator:	RN	Instrument ID:	PDA1
Injection Vol:	50.0 ul	ALS Bottle#:	0
Lims Batch ID:	12878	Lims Sample ID:	7
Detector:	GC 320-0003448-007-1		
Method:	\\SACChrom\ChromData\PDA1\20130322-3448.b\NQ CONFIRMATION.m		
Last Update:	26-Mar-2013 06:20:03	Calib Date:	19-Oct-2012 17:37:00
Quant Method:	External Standard	Quant By:	Initial Calibration
Last ICal File:	\\SACChrom\ChromData\PDA1\20121019-1096.b\HPNQL7_00003001-1.d		
Limit Group:	LC 8330 Ngu ICAL		
Integrator:	Falcon		
Column Type:	Synergi 4u Hydro-RP80A	Column Dia:	4.00 mm
Process Host:	XAWRK036		

First Level Reviewer: shafern Date: 26-Mar-2013 06:19:08

RT	EXP RT	DLT RT	Response	On-Col Amt ng/ml	Flags

Report Date: 26-Mar-2013 06:20:04 Chrom Revision: 2.1 18-Mar-2013 20:34:14

TestAmerica Sacramento

Data File:	\\SACChrom\ChromData\PDA1\20130322-3448.b\320-0003448-007-1.d		
Injection Date:	22-Mar-2013 15:53:00	Limit Group:	LC 8330 Ngu ICAL
Client ID:	079-0007-0001-SOURCEWATER	Instrument ID:	PDA1
Lims Batch ID:	12878	Lims Sample ID:	7
Operator ID:	RN	Injection Vol:	50.0 ul
Column Type:	Synergi 4u Hydro-RP80A	Column Dia:	4.00 mm

Y Scaling:

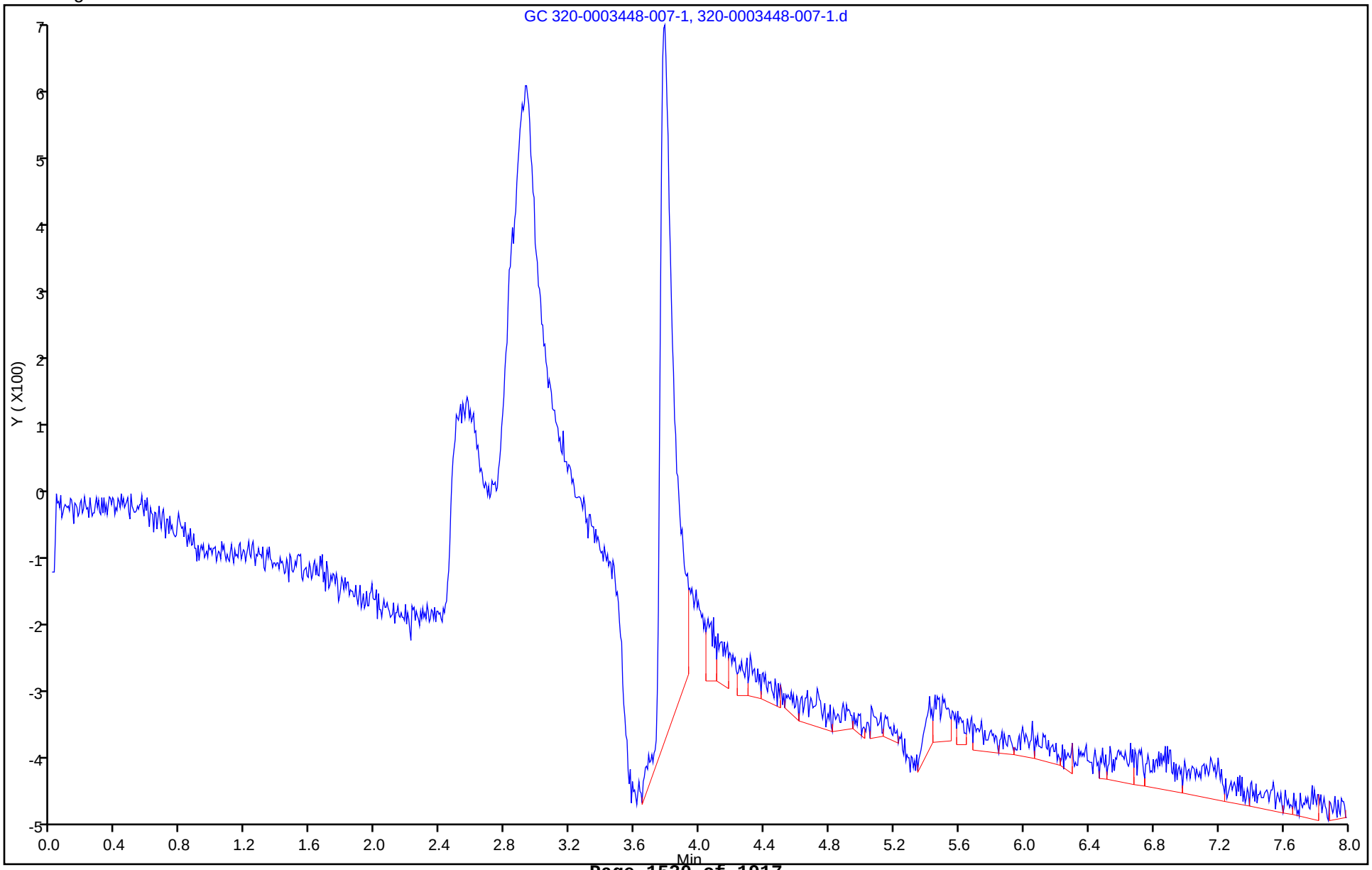

FORM VI
HPLC/IC INITIAL CALIBRATION DATA
EXTERNAL STANDARD RETENTION TIME SUMMARY

Lab Name: TestAmerica Sacramento Job No.: 240-21987-1 Analy Batch No.: 4779

SDG No.:

Instrument ID: PDA1 GC Column: Hydro RP80A ID: 4(mm) Heated Purge: (Y/N) N

Calibration Start Date: 10/19/2012 15:58 Calibration End Date: 10/19/2012 17:37 Calibration ID: 1497

Calibration Files:

LEVEL:	LAB SAMPLE ID:	LAB FILE ID:
Level 1	STD02 320-4779/4	HPNQL2_00003002-1.d
Level 2	STD03 320-4779/5	HPNQL3_00003001-1.d
Level 3	STD04 320-4779/6	HPNQL4_00003001-1.d
Level 4	STD05 320-4779/7	HPNQL5_00003001-1.d
Level 5	STD06 320-4779/8	HPNQL6_00003001-1.d
Level 6	STD07 320-4779/9	HPNQL7_00003001-1.d

ANALYTE	LVL 1	LVL 2	LVL 3	LVL 4	LVL 5	LVL 6					RT WINDOW	AVG RT
Nitroguanidine	4.513	4.560	4.500	4.527	4.460	4.493					4.250 - 4.750	4.509

FORM VI
HPLC/IC INITIAL CALIBRATION DATA
EXTERNAL STANDARD CURVE EVALUATION

Lab Name: TestAmerica Sacramento Job No.: 240-21987-1 Analy Batch No.: 4779

SDG No.:

Instrument ID: PDA1 GC Column: Hydro RP80A ID: 4(mm) Heated Purge: (Y/N) N

Calibration Start Date: 10/19/2012 15:58 Calibration End Date: 10/19/2012 17:37 Calibration ID: 1497

Calibration Files:

LEVEL:	LAB SAMPLE ID:	LAB FILE ID:
Level 1	STD02 320-4779/4	HPNQL2_00003002-1.d
Level 2	STD03 320-4779/5	HPNQL3_00003001-1.d
Level 3	STD04 320-4779/6	HPNQL4_00003001-1.d
Level 4	STD05 320-4779/7	HPNQL5_00003001-1.d
Level 5	STD06 320-4779/8	HPNQL6_00003001-1.d
Level 6	STD07 320-4779/9	HPNQL7_00003001-1.d

ANALYTE	CF				CURVE TYPE	COEFFICIENT			#	MIN CF	%RSD	#	MAX %RSD	R^2 OR COD	#	MIN R^2 OR COD
	LVL 1 LVL 5	LVL 2 LVL 6	LVL 3	LVL 4		B	M1	M2								
Nitroguanidine	46.850 44.304	44.500 42.847	43.690	44.160	Ave		44.3918333				3.0		20.0			

Note: The m1 coefficient is the same as Ave CF for an Ave curve type.

FORM VI
HPLC/IC INITIAL CALIBRATION DATA
EXTERNAL STANDARD RESPONSE AND CONCENTRATION

Lab Name: TestAmerica Sacramento Job No.: 240-21987-1 Analy Batch No.: 4779

SDG No.:

Instrument ID: PDA1 GC Column: Hydro RP80A ID: 4(mm) Heated Purge: (Y/N) N

Calibration Start Date: 10/19/2012 15:58 Calibration End Date: 10/19/2012 17:37 Calibration ID: 1497

Calibration Files:

LEVEL:	LAB SAMPLE ID:	LAB FILE ID:
Level 1	STD02 320-4779/4	HPNQL2_00003002-1.d
Level 2	STD03 320-4779/5	HPNQL3_00003001-1.d
Level 3	STD04 320-4779/6	HPNQL4_00003001-1.d
Level 4	STD05 320-4779/7	HPNQL5_00003001-1.d
Level 5	STD06 320-4779/8	HPNQL6_00003001-1.d
Level 6	STD07 320-4779/9	HPNQL7_00003001-1.d

ANALYTE	CURVE TYPE	RESPONSE					CONCENTRATION (NG/ML)				
		LVL 1 LVL 6	LVL 2	LVL 3	LVL 4	LVL 5	LVL 1 LVL 6	LVL 2	LVL 3	LVL 4	LVL 5
Nitroguanidine	Ave	937 42847	2225	4369	8832	22152	20.0 1000	50.0	100	200	500

Curve Type Legend:

Ave = Average by Height

TestAmerica West Sacramento
Target Compound Quantitation Report

Data File:	\\SACChrom\ChromData\PDA1\20121019-1096.b\HPNQL2_00003002-1.d		
Lims ID:	std02	Client ID:	
Inject. Date:	19-Oct-2012 15:58:00	Dil. Factor:	1.0000
Sample Type:	IC	Calib Level:	2
Sample ID:	HPNQL2_00003 Verification		
Misc. Info.:	none NQ Std 20 ng/mL		
Operator:	RN	Instrument ID:	PDA1
Injection Vol:	50.0 ul	ALS Bottle#:	0
Lims Batch ID:	4779	Lims Sample ID:	4
Sublist:	chrom-NQ CONFIRMATION*sub1		
Detector:	GC HPNQL2_00003002-1		

Method:	\\SACChrom\ChromData\PDA1\20121019-1096.b\NQ CONFIRMATION.m		
Last Update:	29-Oct-2012 15:11:28	Calib Date:	19-Oct-2012 17:37:00
Quant Method:	External Standard	Quant By:	Initial Calibration
Last ICal File:	\\SACChrom\ChromData\PDA1\20121019-1096.b\HPNQL7_00003001-1.d		
Limit Group:	LC 8330 Ngu ICAL		
Integrator:	Falcon		
Column Type:	Synergi 4u Hydro-RP80A	Column Dia:	4.00 mm
Process Host:	XAWRK037		

First Level Reviewer: noonanr Date: 29-Oct-2012 12:32:00

RT	EXP RT	DLT RT	Response	On-Col Amt ng/ml	Flags
1 Nitroguanidine					
4.513	4.500	0.013	937	21.1	

Report Date: 29-Oct-2012 15:11:28 Chrom Revision: 2.1 24-Oct-2012 08:48:06

TestAmerica West Sacramento

Data File:	\\SACChrom\ChromData\PDA1\20121019-1096.b\HPNQL2_00003002-1.d		
Injection Date:	19-Oct-2012 15:58:00	Limit Group:	LC 8330 Ngu ICAL
Client ID:		Instrument ID:	PDA1
Lims Batch ID:	4779	Lims Sample ID:	4
Operator ID:	RN	Injection Vol:	50.0 ul
Column Type:	Synergi 4u Hydro-RP80A	Column Dia:	4.00 mm

Y Scaling:

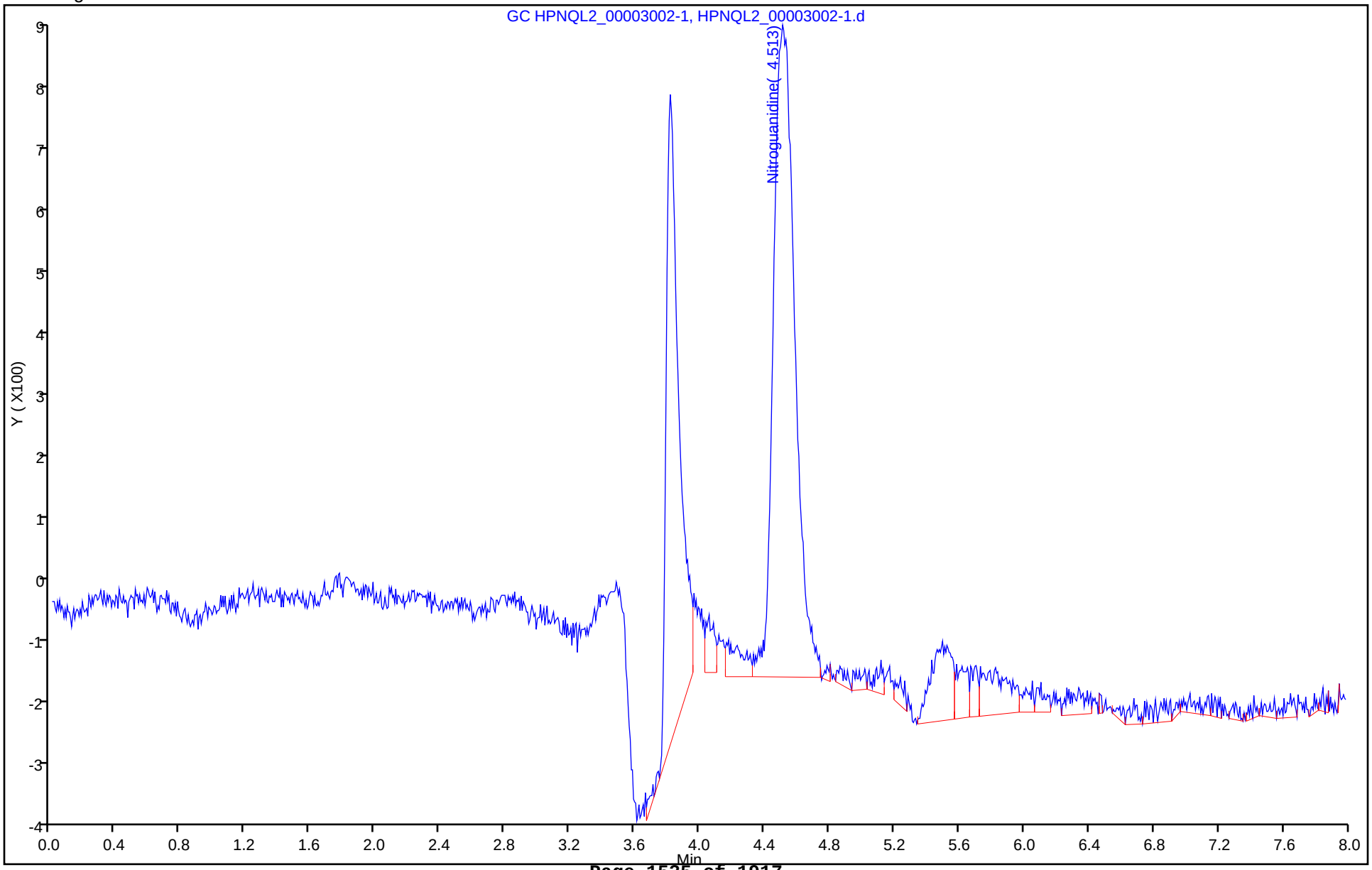

TestAmerica West Sacramento
Target Compound Quantitation Report

Data File:	\\SACChrom\ChromData\PDA1\20121019-1096.b\HPNQL3_00003001-1.d		
Lims ID:	std03	Client ID:	
Inject. Date:	19-Oct-2012 16:18:00	Dil. Factor:	1.0000
Sample Type:	IC	Calib Level:	3
Sample ID:	HPNQL3_00003 Verification		
Misc. Info.:	none NQ Std 50 ng/mL		
Operator:	RN	Instrument ID:	PDA1
Injection Vol:	50.0 ul	ALS Bottle#:	0
Lims Batch ID:	4779	Lims Sample ID:	5
Sublist:	chrom-NQ CONFIRMATION*sub1		
Detector:	GC HPNQL3_00003001-1		

Method:	\\SACChrom\ChromData\PDA1\20121019-1096.b\NQ CONFIRMATION.m		
Last Update:	29-Oct-2012 15:11:29	Calib Date:	19-Oct-2012 17:37:00
Quant Method:	External Standard	Quant By:	Initial Calibration
Last ICal File:	\\SACChrom\ChromData\PDA1\20121019-1096.b\HPNQL7_00003001-1.d		
Limit Group:	LC 8330 Ngu ICAL		
Integrator:	Falcon		
Column Type:	Synergi 4u Hydro-RP80A	Column Dia:	4.00 mm
Process Host:	XAWRK037		

First Level Reviewer: noonanr Date: 29-Oct-2012 12:32:07

RT	EXP RT	DLT RT	Response	On-Col Amt ng/ml	Flags
1 Nitroguanidine					
4.560	4.500	0.060	2225	50.1	

Report Date: 29-Oct-2012 15:11:29 Chrom Revision: 2.1 24-Oct-2012 08:48:06

TestAmerica West Sacramento

Data File:	\\SACChrom\ChromData\PDA1\20121019-1096.b\HPNQL3_00003001-1.d		
Injection Date:	19-Oct-2012 16:18:00	Limit Group:	LC 8330 Ngu ICAL
Client ID:		Instrument ID:	PDA1
Lims Batch ID:	4779	Lims Sample ID:	5
Operator ID:	RN	Injection Vol:	50.0 ul
Column Type:	Synergi 4u Hydro-RP80A	Column Dia:	4.00 mm

Y Scaling:

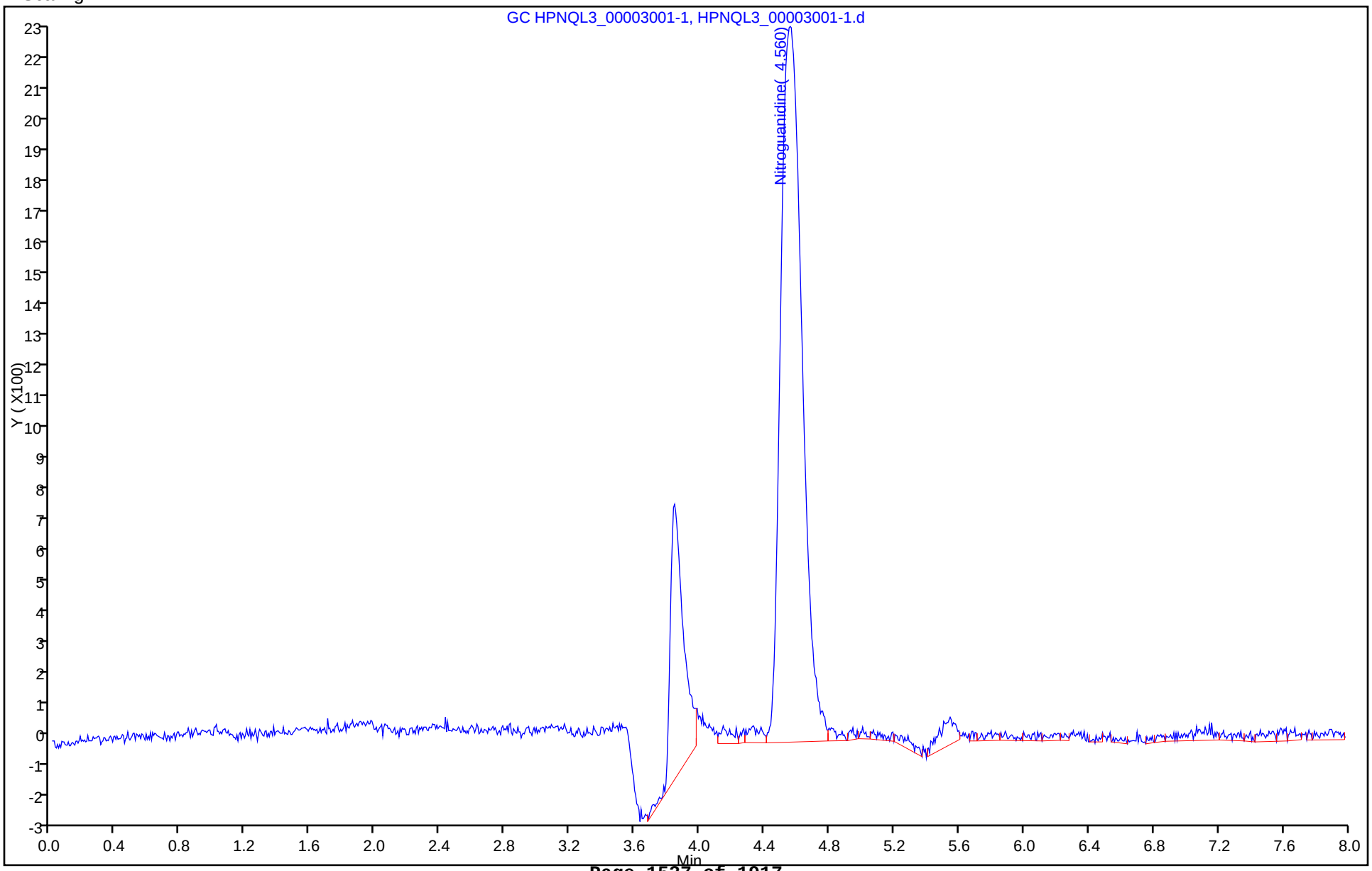

TestAmerica West Sacramento
Target Compound Quantitation Report

Data File:	\\SACChrom\ChromData\PDA1\20121019-1096.b\HPNQL4_00003001-1.d		
Lims ID:	std04	Client ID:	
Inject. Date:	19-Oct-2012 16:37:00	Dil. Factor:	1.0000
Sample Type:	IC	Calib Level:	4
Sample ID:	HPNQL4_00003 Verification		
Misc. Info.:	none NQ Std 100 ng/mL		
Operator:	RN	Instrument ID:	PDA1
Injection Vol:	50.0 ul	ALS Bottle#:	0
Lims Batch ID:	4779	Lims Sample ID:	6
Sublist:	chrom-NQ CONFIRMATION*sub1		
Detector:	GC HPNQL4_00003001-1		

Method:	\\SACChrom\ChromData\PDA1\20121019-1096.b\NQ CONFIRMATION.m		
Last Update:	29-Oct-2012 15:11:29	Calib Date:	19-Oct-2012 17:37:00
Quant Method:	External Standard	Quant By:	Initial Calibration
Last ICal File:	\\SACChrom\ChromData\PDA1\20121019-1096.b\HPNQL7_00003001-1.d		
Limit Group:	LC 8330 Ngu ICAL		
Integrator:	Falcon		
Column Type:	Synergi 4u Hydro-RP80A	Column Dia:	4.00 mm
Process Host:	XAWRK037		

First Level Reviewer: noonanr Date: 29-Oct-2012 12:32:13

RT	EXP RT	DLT RT	Response	On-Col Amt ng/ml	Flags
1 Nitroguanidine					
4.500	4.500	0.0	4369	98.4	

Report Date: 29-Oct-2012 15:11:29 Chrom Revision: 2.1 24-Oct-2012 08:48:06

TestAmerica West Sacramento

Data File:	\\SACChrom\ChromData\PDA1\20121019-1096.b\HPNQL4_00003001-1.d		
Injection Date:	19-Oct-2012 16:37:00	Limit Group:	LC 8330 Ngu ICAL
Client ID:		Instrument ID:	PDA1
Lims Batch ID:	4779	Lims Sample ID:	6
Operator ID:	RN	Injection Vol:	50.0 ul
Column Type:	Synergi 4u Hydro-RP80A	Column Dia:	4.00 mm

Y Scaling:

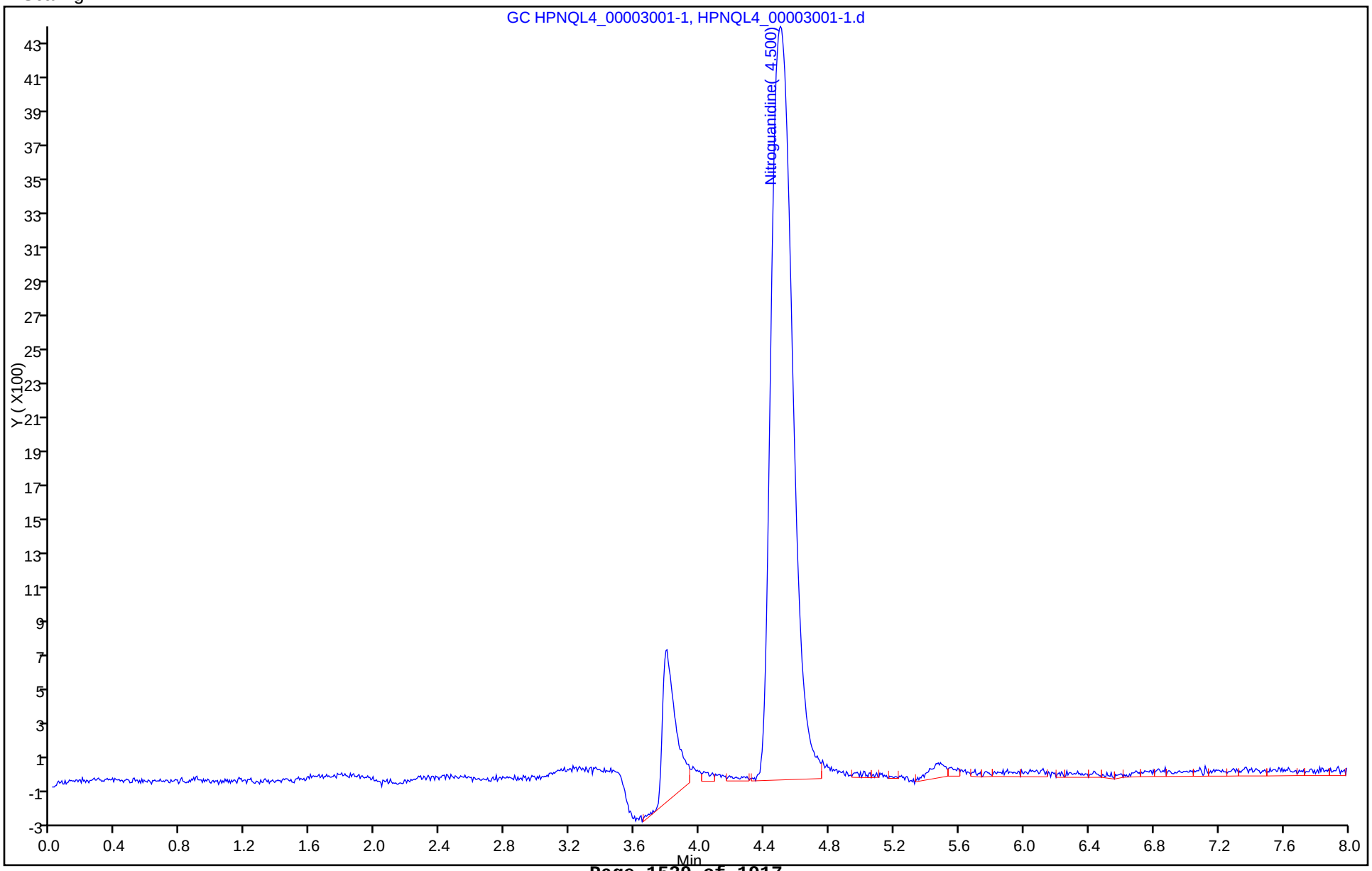

TestAmerica West Sacramento
Target Compound Quantitation Report

Data File:	\\SACChrom\ChromData\PDA1\20121019-1096.b\HPNQL5_00003001-1.d		
Lims ID:	std05	Client ID:	
Inject. Date:	19-Oct-2012 16:57:00	Dil. Factor:	1.0000
Sample Type:	IC	Calib Level:	5
Sample ID:	HPNQL5_00003 Verification		
Misc. Info.:	none NQ Std 200 ng/mL		
Operator:	RN	Instrument ID:	PDA1
Injection Vol:	50.0 ul	ALS Bottle#:	0
Lims Batch ID:	4779	Lims Sample ID:	7
Sublist:	chrom-NQ CONFIRMATION*sub1		
Detector:	GC HPNQL5_00003001-1		

Method:	\\SACChrom\ChromData\PDA1\20121019-1096.b\NQ CONFIRMATION.m		
Last Update:	29-Oct-2012 15:11:29	Calib Date:	19-Oct-2012 17:37:00
Quant Method:	External Standard	Quant By:	Initial Calibration
Last ICal File:	\\SACChrom\ChromData\PDA1\20121019-1096.b\HPNQL7_00003001-1.d		
Limit Group:	LC 8330 Ngu ICAL		
Integrator:	Falcon		
Column Type:	Synergi 4u Hydro-RP80A	Column Dia:	4.00 mm
Process Host:	XAWRK037		

First Level Reviewer: noonanr Date: 29-Oct-2012 12:32:18

RT	EXP RT	DLT RT	Response	On-Col Amt ng/ml	Flags
1 Nitroguanidine					
4.527	4.527	0.0	8832	199.0	

Report Date: 29-Oct-2012 15:11:30 Chrom Revision: 2.1 24-Oct-2012 08:48:06

TestAmerica West Sacramento

Data File:	\\SACChrom\ChromData\PDA1\20121019-1096.b\HPNQL5_00003001-1.d		
Injection Date:	19-Oct-2012 16:57:00	Limit Group:	LC 8330 Ngu ICAL
Client ID:		Instrument ID:	PDA1
Lims Batch ID:	4779	Lims Sample ID:	7
Operator ID:	RN	Injection Vol:	50.0 ul
Column Type:	Synergi 4u Hydro-RP80A	Column Dia:	4.00 mm

Y Scaling:

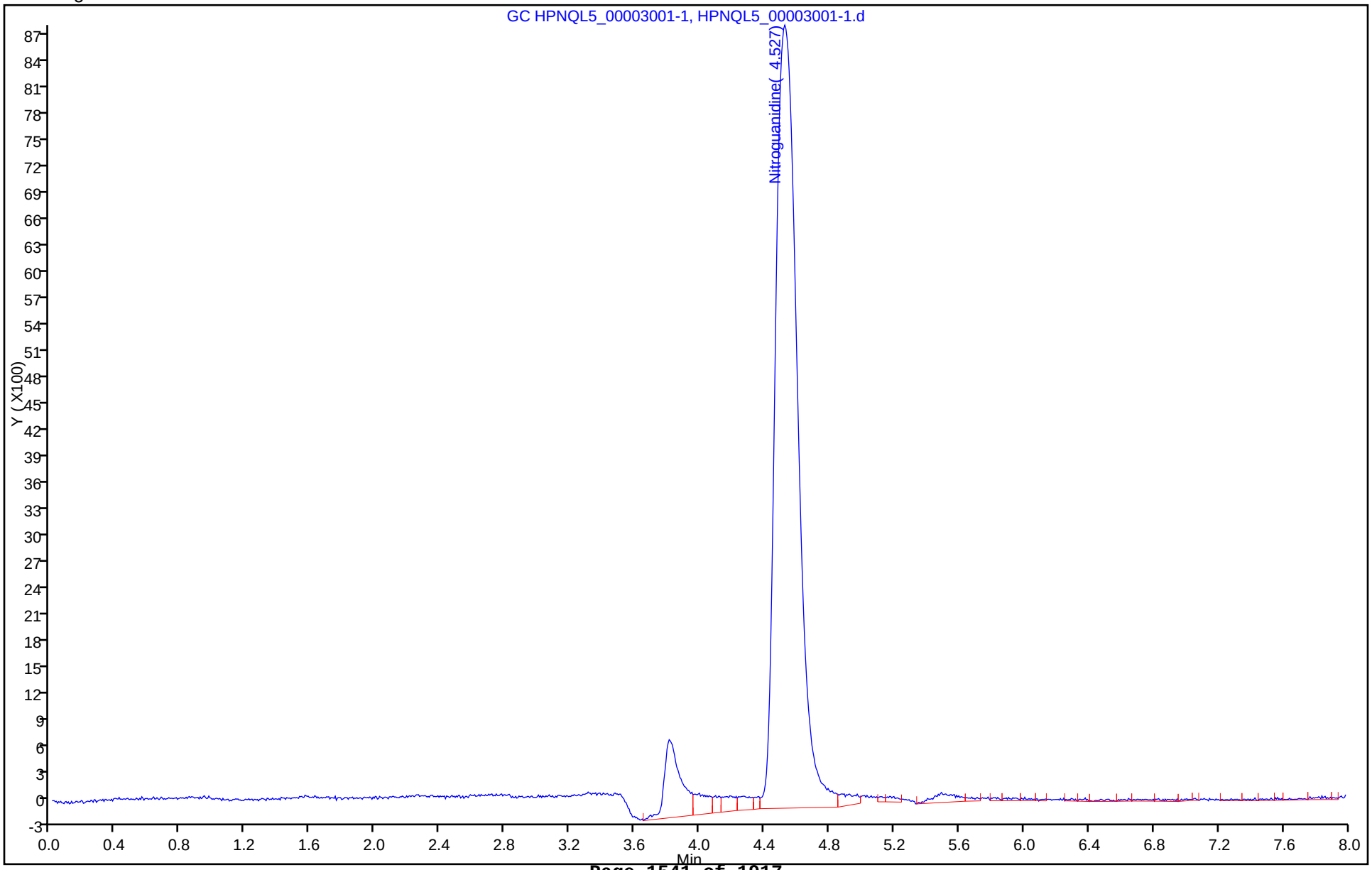

TestAmerica West Sacramento
Target Compound Quantitation Report

Data File:	\\SACChrom\ChromData\PDA1\20121019-1096.b\HPNQL6_00003001-1.d		
Lims ID:	std06	Client ID:	
Inject. Date:	19-Oct-2012 17:17:00	Dil. Factor:	1.0000
Sample Type:	IC	Calib Level:	6
Sample ID:	HPNQL6_00003 Verification		
Misc. Info.:	none NQ Std 500 ng/mL		
Operator:	RN	Instrument ID:	PDA1
Injection Vol:	50.0 ul	ALS Bottle#:	0
Lims Batch ID:	4779	Lims Sample ID:	8
Sublist:	chrom-NQ CONFIRMATION*sub1		
Detector:	GC HPNQL6_00003001-1		

Method:	\\SACChrom\ChromData\PDA1\20121019-1096.b\NQ CONFIRMATION.m		
Last Update:	29-Oct-2012 15:12:28	Calib Date:	19-Oct-2012 17:37:00
Quant Method:	External Standard	Quant By:	Initial Calibration
Last ICal File:	\\SACChrom\ChromData\PDA1\20121019-1096.b\HPNQL7_00003001-1.d		
Limit Group:	LC 8330 Ngu ICAL		
Integrator:	Falcon		
Column Type:	Synergi 4u Hydro-RP80A	Column Dia:	4.00 mm
Process Host:	XAWRK037		

First Level Reviewer: noonanr Date: 29-Oct-2012 12:32:24

RT	EXP RT	DLT RT	Response	On-Col Amt ng/ml	Flags
1 Nitroguanidine					
4.460	4.500	-0.040	22152	499.0	

Report Date: 29-Oct-2012 15:12:28 Chrom Revision: 2.1 24-Oct-2012 08:48:06

TestAmerica West Sacramento

Data File:	\\SACChrom\ChromData\PDA1\20121019-1096.b\HPNQL6_00003001-1.d		
Injection Date:	19-Oct-2012 17:17:00	Limit Group:	LC 8330 Ngu ICAL
Client ID:		Instrument ID:	PDA1
Lims Batch ID:	4779	Lims Sample ID:	8
Operator ID:	RN	Injection Vol:	50.0 ul
Column Type:	Synergi 4u Hydro-RP80A	Column Dia:	4.00 mm

Y Scaling:

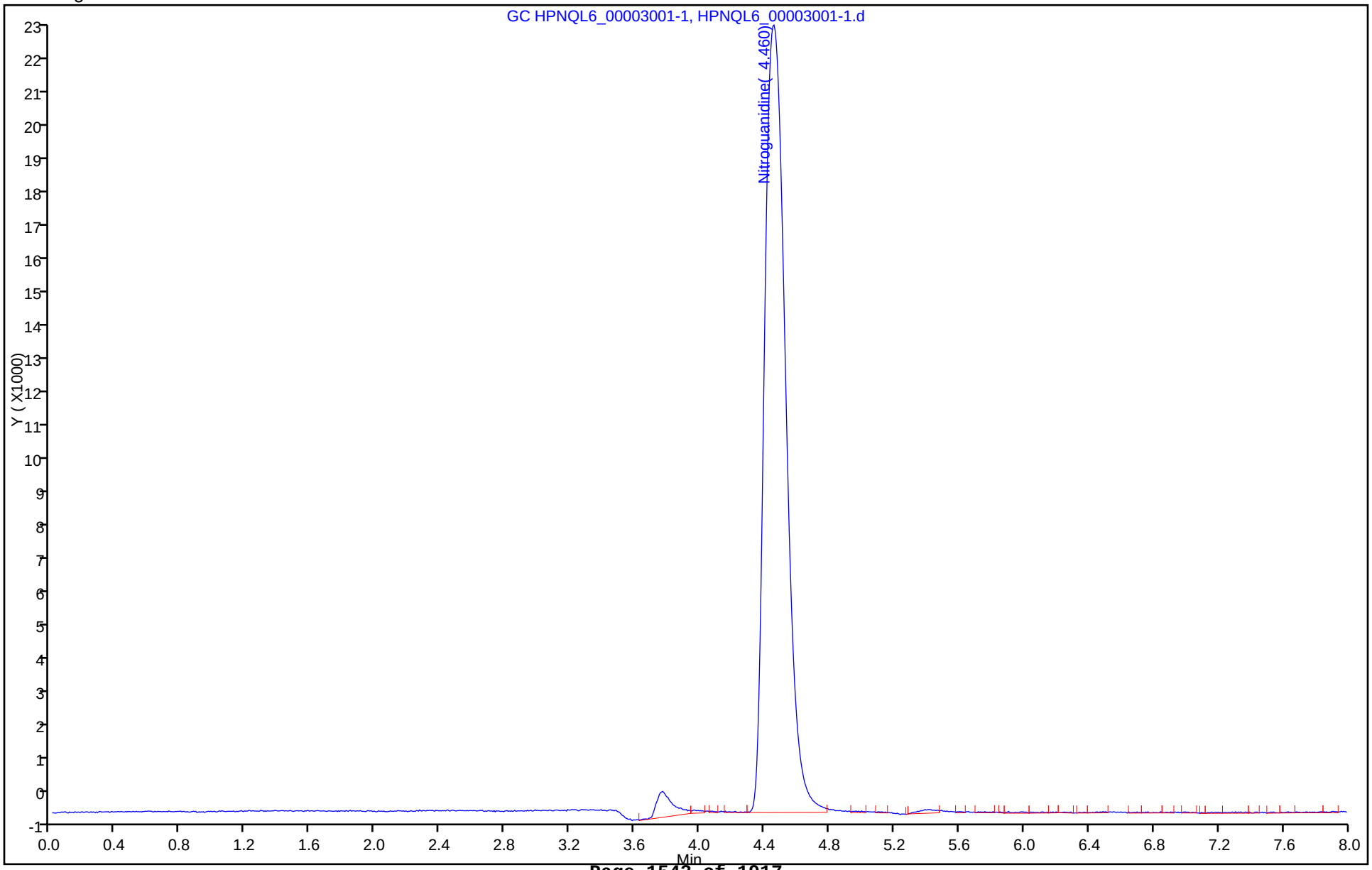

TestAmerica West Sacramento
Target Compound Quantitation Report

Data File:	\\SACChrom\ChromData\PDA1\20121019-1096.b\HPNQL7_00003001-1.d		
Lims ID:	std07	Client ID:	
Inject. Date:	19-Oct-2012 17:37:00	Dil. Factor:	1.0000
Sample Type:	IC	Calib Level:	7
Sample ID:	HPNQL7_00003 Verification		
Misc. Info.:	none NQ Std 1000 ng/mL		
Operator:	RN	Instrument ID:	PDA1
Injection Vol:	50.0 ul	ALS Bottle#:	0
Lims Batch ID:	4779	Lims Sample ID:	9
Sublist:	chrom-NQ CONFIRMATION*sub1		
Detector:	GC HPNQL7_00003001-1		

Method:	\\SACChrom\ChromData\PDA1\20121019-1096.b\NQ CONFIRMATION.m		
Last Update:	29-Oct-2012 15:11:30	Calib Date:	19-Oct-2012 17:37:00
Quant Method:	External Standard	Quant By:	Initial Calibration
Last ICal File:	\\SACChrom\ChromData\PDA1\20121019-1096.b\HPNQL7_00003001-1.d		
Limit Group:	LC 8330 Ngu ICAL		
Integrator:	Falcon		
Column Type:	Synergi 4u Hydro-RP80A	Column Dia:	4.00 mm
Process Host:	XAWRK037		

First Level Reviewer: noonanr Date: 29-Oct-2012 12:32:30

RT	EXP RT	DLT RT	Response	On-Col Amt ng/ml	Flags
1 Nitroguanidine					
4.493	4.527	-0.034	42847	965.2	

Report Date: 29-Oct-2012 15:11:30 Chrom Revision: 2.1 24-Oct-2012 08:48:06

TestAmerica West Sacramento

Data File:	\\SACChrom\ChromData\PDA1\20121019-1096.b\HPNQL7_00003001-1.d		
Injection Date:	19-Oct-2012 17:37:00	Limit Group:	LC 8330 Ngu ICAL
Client ID:		Instrument ID:	PDA1
Lims Batch ID:	4779	Lims Sample ID:	9
Operator ID:	RN	Injection Vol:	50.0 ul
Column Type:	Synergi 4u Hydro-RP80A	Column Dia:	4.00 mm

Y Scaling:

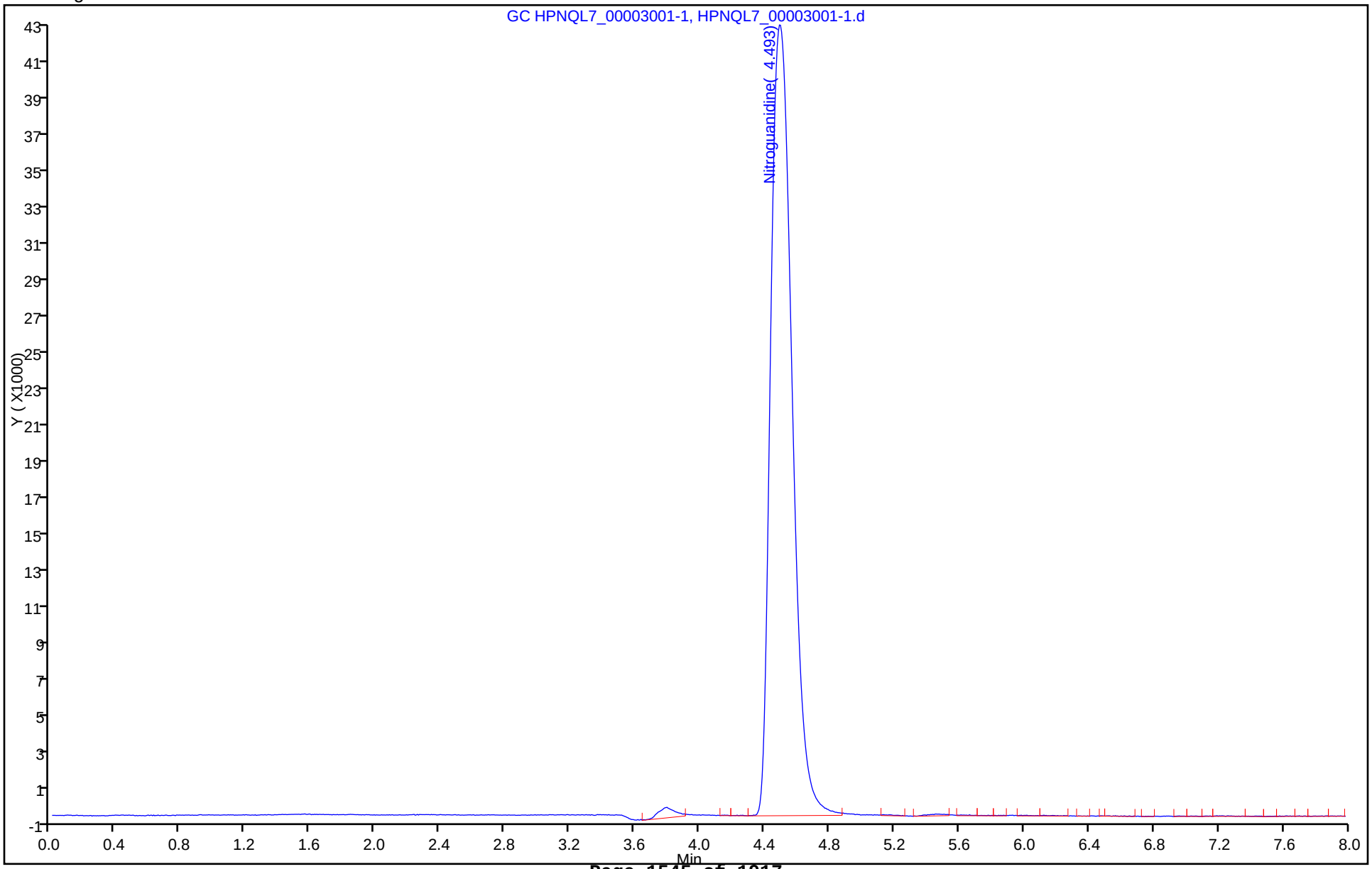

FORM VI
HPLC/IC INITIAL CALIBRATION DATA
EXTERNAL STANDARD RETENTION TIME SUMMARY

Lab Name: TestAmerica Sacramento Job No.: 240-21987-1 Analy Batch No.: 10482

SDG No.:

Instrument ID: PDA1 GC Column: Luna NH2 ID: 4.6(mm) Heated Purge: (Y/N) N

Calibration Start Date: 02/14/2013 11:44 Calibration End Date: 02/14/2013 12:56 Calibration ID: 2132

Calibration Files:

LEVEL:	LAB SAMPLE ID:	LAB FILE ID:
Level 1	STD02 320-10482/6	320-0002806-006-1.d
Level 2	STD03 320-10482/7	320-0002806-007-1.d
Level 3	STD04 320-10482/8	320-0002806-008-1.d
Level 4	STD05 320-10482/9	320-0002806-009-1.d
Level 5	STD06 320-10482/10	320-0002806-010-1.d
Level 6	STD07 320-10482/11	320-0002806-011-1.d

ANALYTE	LVL 1	LVL 2	LVL 3	LVL 4	LVL 5	LVL 6					RT WINDOW	AVG RT
Nitroguanidine	4.233	4.240	4.220	4.227	4.213	4.273					3.977 - 4.477	4.234

FORM VI
HPLC/IC INITIAL CALIBRATION DATA
EXTERNAL STANDARD CURVE EVALUATION

Lab Name: TestAmerica Sacramento Job No.: 240-21987-1 Analy Batch No.: 10482

SDG No.:

Instrument ID: PDA1 GC Column: Luna NH2 ID: 4.6(mm) Heated Purge: (Y/N) N

Calibration Start Date: 02/14/2013 11:44 Calibration End Date: 02/14/2013 12:56 Calibration ID: 2132

Calibration Files:

LEVEL:	LAB SAMPLE ID:	LAB FILE ID:
Level 1	STD02 320-10482/6	320-0002806-006-1.d
Level 2	STD03 320-10482/7	320-0002806-007-1.d
Level 3	STD04 320-10482/8	320-0002806-008-1.d
Level 4	STD05 320-10482/9	320-0002806-009-1.d
Level 5	STD06 320-10482/10	320-0002806-010-1.d
Level 6	STD07 320-10482/11	320-0002806-011-1.d

ANALYTE	CF				CURVE TYPE	COEFFICIENT			#	MIN CF	%RSD	#	MAX %RSD	R^2 OR COD	#	MIN R^2 OR COD
	LVL 1 LVL 5	LVL 2 LVL 6	LVL 3	LVL 4		B	M1	M2								
Nitroguanidine	49.300 47.646	47.420 47.151	47.800	47.940	Ave		47.8761667				1.6		20.0			

Note: The m1 coefficient is the same as Ave CF for an Ave curve type.

FORM VI
HPLC/IC INITIAL CALIBRATION DATA
EXTERNAL STANDARD RESPONSE AND CONCENTRATION

Lab Name: TestAmerica Sacramento Job No.: 240-21987-1 Analy Batch No.: 10482

SDG No.:

Instrument ID: PDA1 GC Column: Luna NH2 ID: 4.6(mm) Heated Purge: (Y/N) N

Calibration Start Date: 02/14/2013 11:44 Calibration End Date: 02/14/2013 12:56 Calibration ID: 2132

Calibration Files:

LEVEL:	LAB SAMPLE ID:	LAB FILE ID:
Level 1	STD02 320-10482/6	320-0002806-006-1.d
Level 2	STD03 320-10482/7	320-0002806-007-1.d
Level 3	STD04 320-10482/8	320-0002806-008-1.d
Level 4	STD05 320-10482/9	320-0002806-009-1.d
Level 5	STD06 320-10482/10	320-0002806-010-1.d
Level 6	STD07 320-10482/11	320-0002806-011-1.d

ANALYTE	CURVE TYPE	RESPONSE					CONCENTRATION (NG/ML)				
		LVL 1 LVL 6	LVL 2	LVL 3	LVL 4	LVL 5	LVL 1 LVL 6	LVL 2	LVL 3	LVL 4	LVL 5
Nitroguanidine	Ave	986 47151	2371	4780	9588	23823	20.0 1000	50.0	100	200	500

Curve Type Legend:

Ave = Average by Height

TestAmerica Sacramento
Target Compound Quantitation Report

Data File:	\\SACChrom\ChromData\PDA1\20130214-2806.b\320-0002806-006-1.d		
Lims ID:	std02	Client ID:	
Inject. Date:	14-Feb-2013 11:44:00	Dil. Factor:	1.0000
Sample Type:	IC	Calib Level:	2
Sample ID:	320-0002806-006 Analysis		
Misc. Info.:	none PRIMER		
Operator:	RN	Instrument ID:	PDA1
Injection Vol:	50.0 ul	ALS Bottle#:	0
Lims Batch ID:	10482	Lims Sample ID:	6
Sublist:	chrom-NGu Primary*sub1		
Detector:	GC 320-0002806-006-1		

Method:	\\SACChrom\ChromData\PDA1\20130214-2806.b\NGu Primary.m		
Last Update:	14-Feb-2013 13:59:51	Calib Date:	14-Feb-2013 12:56:00
Quant Method:	External Standard	Quant By:	Initial Calibration
Last ICal File:	\\SACChrom\ChromData\PDA1\20130214-2806.b\320-0002806-011-1.d		
Limit Group:	LC 8330 Ngu ICAL		
Integrator:	Falcon		
Column Type:	Luna 5u NH2 100A	Column Dia:	4.60 mm
Process Host:	XAWRK023		

First Level Reviewer: noonanr Date: 14-Feb-2013 13:19:24

RT	EXP RT	DLT RT	Response	On-Col Amt ng/ml	Flags
1 Nitroguanidine					
4.233	4.227	0.006	986	20.6	

Report Date: 14-Feb-2013 13:59:51 Chrom Revision: 2.1 23-Jan-2013 14:30:26

TestAmerica Sacramento

Data File:	\\SACChrom\ChromData\PDA1\20130214-2806.b\320-0002806-006-1.d		
Injection Date:	14-Feb-2013 11:44:00	Limit Group:	LC 8330 Ngu ICAL
Client ID:		Instrument ID:	PDA1
Lims Batch ID:	10482	Lims Sample ID:	6
Operator ID:	RN	Injection Vol:	50.0 ul
Column Type:	Luna 5u NH2 100A	Column Dia:	4.60 mm

Y Scaling:

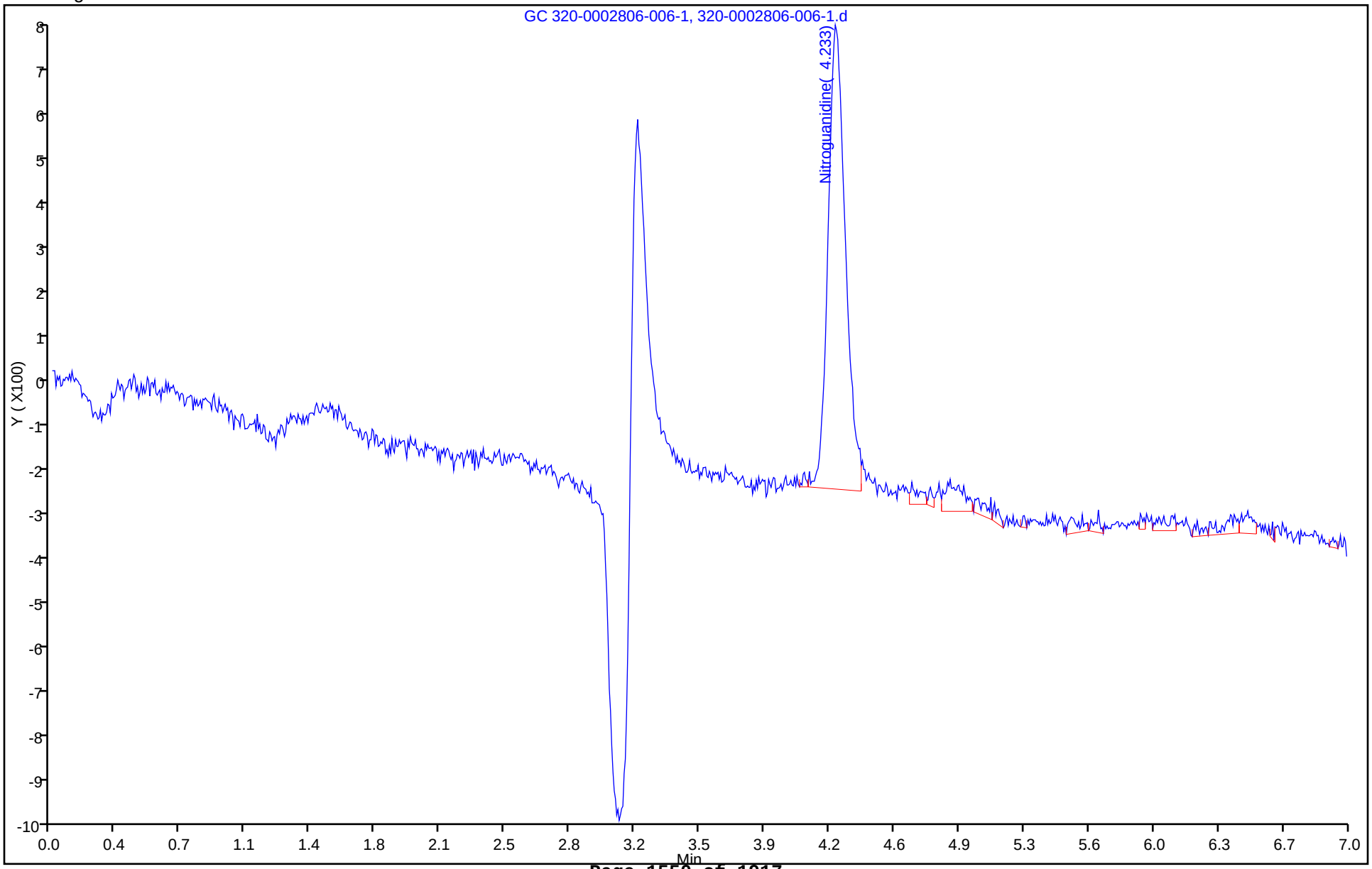

TestAmerica Sacramento
Target Compound Quantitation Report

Data File:	\\SACChrom\ChromData\PDA1\20130214-2806.b\320-0002806-007-1.d		
Lims ID:	std03	Client ID:	
Inject. Date:	14-Feb-2013 11:58:00	Dil. Factor:	1.0000
Sample Type:	IC	Calib Level:	3
Sample ID:	320-0002806-007 Analysis		
Misc. Info.:	none PRIMER		
Operator:	RN	Instrument ID:	PDA1
Injection Vol:	50.0 ul	ALS Bottle#:	0
Lims Batch ID:	10482	Lims Sample ID:	7
Sublist:	chrom-NGu Primary*sub1		
Detector:	GC 320-0002806-007-1		

Method:	\\SACChrom\ChromData\PDA1\20130214-2806.b\NGu Primary.m		
Last Update:	14-Feb-2013 13:59:52	Calib Date:	14-Feb-2013 12:56:00
Quant Method:	External Standard	Quant By:	Initial Calibration
Last ICal File:	\\SACChrom\ChromData\PDA1\20130214-2806.b\320-0002806-011-1.d		
Limit Group:	LC 8330 Ngu ICAL		
Integrator:	Falcon		
Column Type:	Luna 5u NH2 100A	Column Dia:	4.60 mm
Process Host:	XAWRK023		

RT	EXP RT	DLT RT	Response	On-Col Amt ng/ml	Flags
1 Nitroguanidine					
4.240	4.227	0.013	2371	49.5	

Report Date: 14-Feb-2013 13:59:52 Chrom Revision: 2.1 23-Jan-2013 14:30:26

TestAmerica Sacramento

Data File:	\\SACChrom\ChromData\PDA1\20130214-2806.b\320-0002806-007-1.d		
Injection Date:	14-Feb-2013 11:58:00	Limit Group:	LC 8330 Ngu ICAL
Client ID:		Instrument ID:	PDA1
Lims Batch ID:	10482	Lims Sample ID:	7
Operator ID:	RN	Injection Vol:	50.0 ul
Column Type:	Luna 5u NH2 100A	Column Dia:	4.60 mm

Y Scaling:

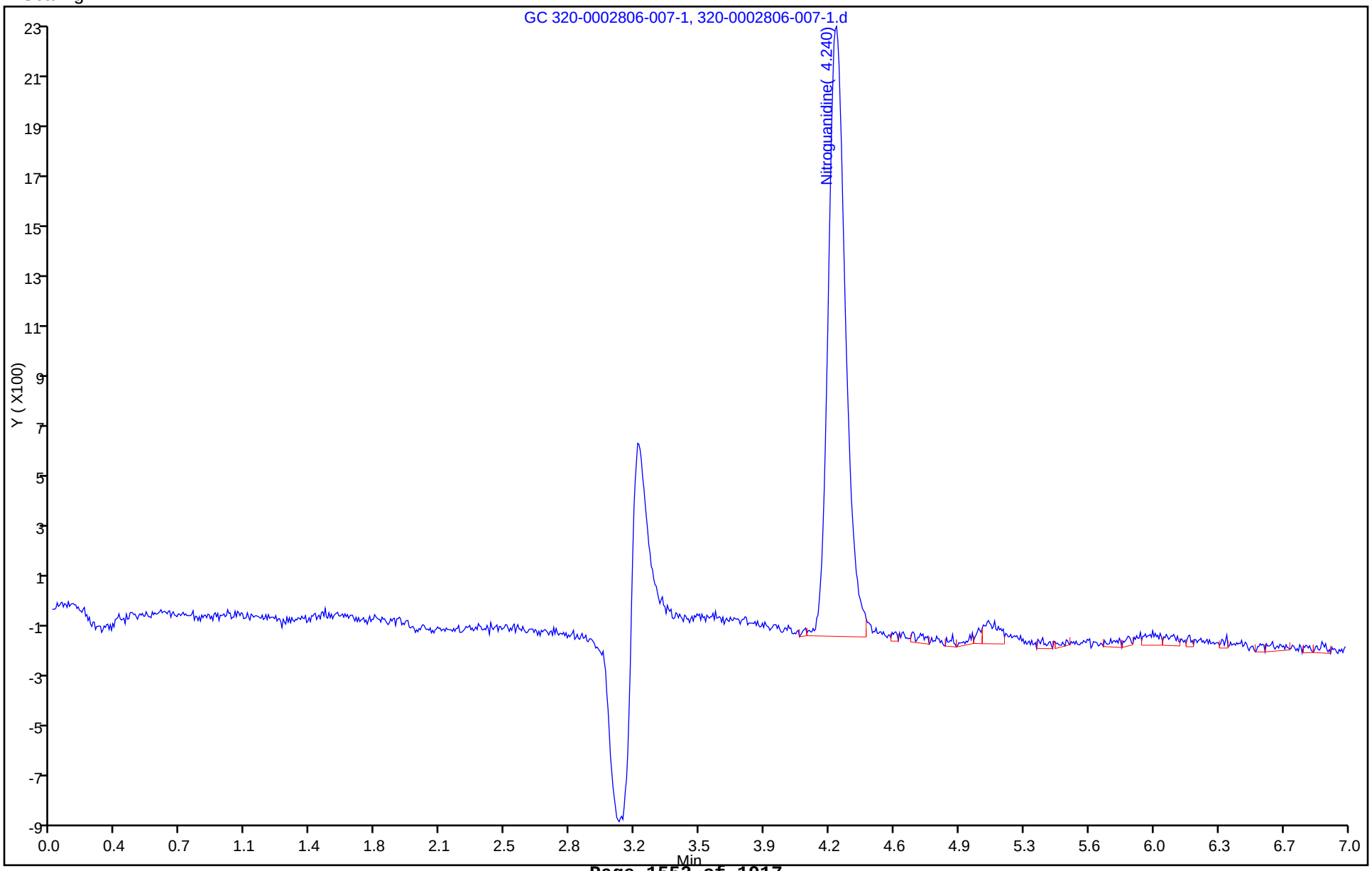

TestAmerica Sacramento
Target Compound Quantitation Report

Data File:	\\SACChrom\ChromData\PDA1\20130214-2806.b\320-0002806-008-1.d		
Lims ID:	std04	Client ID:	
Inject. Date:	14-Feb-2013 12:13:00	Dil. Factor:	1.0000
Sample Type:	IC	Calib Level:	4
Sample ID:	320-0002806-008 Analysis		
Misc. Info.:	none PRIMER		
Operator:	RN	Instrument ID:	PDA1
Injection Vol:	50.0 ul	ALS Bottle#:	0
Lims Batch ID:	10482	Lims Sample ID:	8
Sublist:	chrom-NGu Primary*sub1		
Detector:	GC 320-0002806-008-1		

Method:	\\SACChrom\ChromData\PDA1\20130214-2806.b\NGu Primary.m		
Last Update:	14-Feb-2013 13:59:52	Calib Date:	14-Feb-2013 12:56:00
Quant Method:	External Standard	Quant By:	Initial Calibration
Last ICal File:	\\SACChrom\ChromData\PDA1\20130214-2806.b\320-0002806-011-1.d		
Limit Group:	LC 8330 Ngu ICAL		
Integrator:	Falcon		
Column Type:	Luna 5u NH2 100A	Column Dia:	4.60 mm
Process Host:	XAWRK023		

RT	EXP RT	DLT RT	Response	On-Col Amt ng/ml	Flags
1 Nitroguanidine					
4.220	4.227	-0.007	4780	99.8	

Report Date: 14-Feb-2013 13:59:52 Chrom Revision: 2.1 23-Jan-2013 14:30:26

TestAmerica Sacramento

Data File:	\\SACChrom\ChromData\PDA1\20130214-2806.b\320-0002806-008-1.d		
Injection Date:	14-Feb-2013 12:13:00	Limit Group:	LC 8330 Ngu ICAL
Client ID:		Instrument ID:	PDA1
Lims Batch ID:	10482	Lims Sample ID:	8
Operator ID:	RN	Injection Vol:	50.0 ul
Column Type:	Luna 5u NH2 100A	Column Dia:	4.60 mm

Y Scaling:

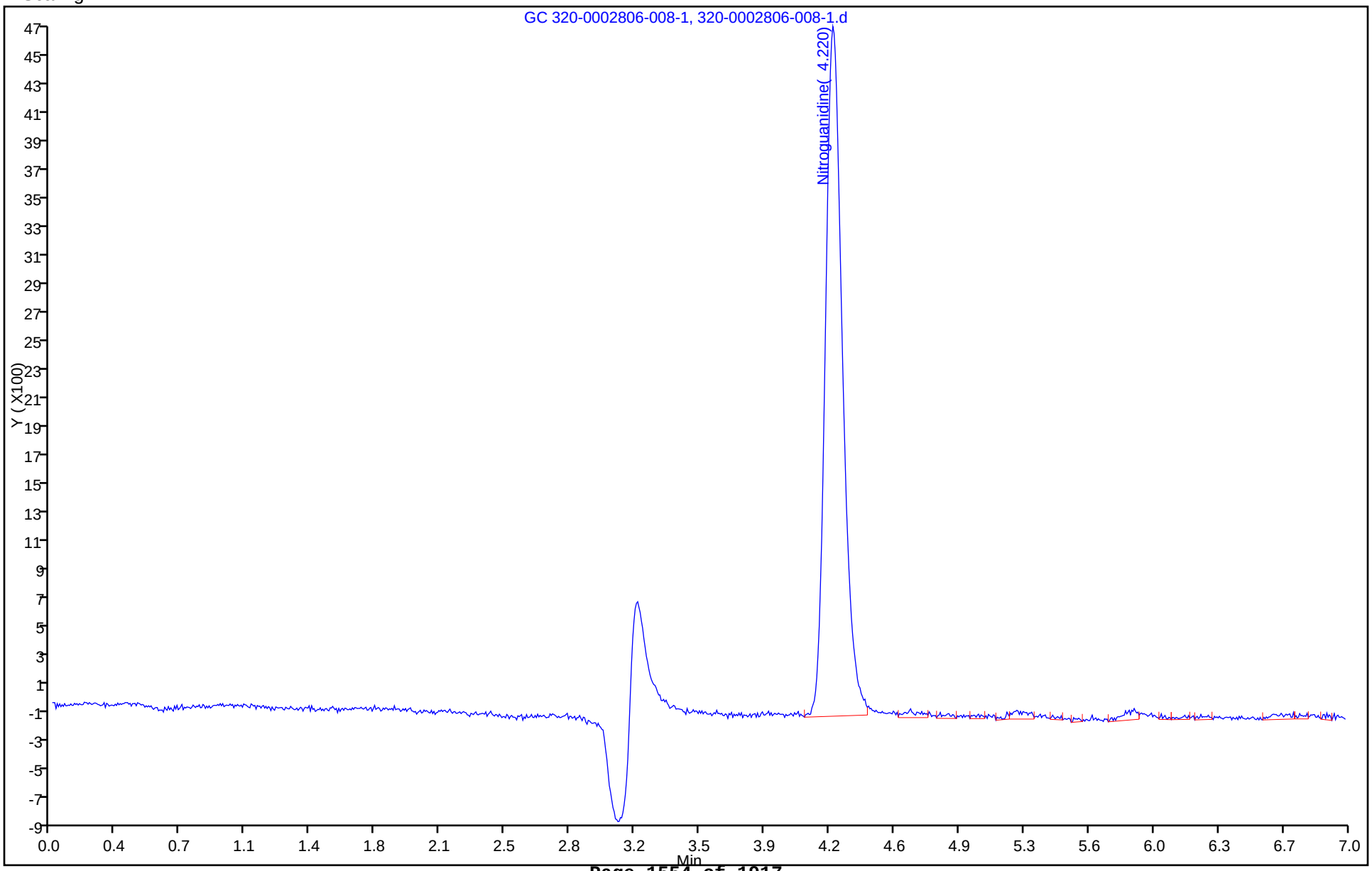

TestAmerica Sacramento
Target Compound Quantitation Report

Data File:	\\SACChrom\ChromData\PDA1\20130214-2806.b\320-0002806-009-1.d		
Lims ID:	std05	Client ID:	
Inject. Date:	14-Feb-2013 12:27:00	Dil. Factor:	1.0000
Sample Type:	IC	Calib Level:	5
Sample ID:	320-0002806-009 Analysis		
Misc. Info.:	none PRIMER		
Operator:	RN	Instrument ID:	PDA1
Injection Vol:	50.0 ul	ALS Bottle#:	0
Lims Batch ID:	10482	Lims Sample ID:	9
Sublist:	chrom-NGu Primary*sub1		
Detector:	GC 320-0002806-009-1		

Method:	\\SACChrom\ChromData\PDA1\20130214-2806.b\NGu Primary.m		
Last Update:	14-Feb-2013 13:59:52	Calib Date:	14-Feb-2013 12:56:00
Quant Method:	External Standard	Quant By:	Initial Calibration
Last ICal File:	\\SACChrom\ChromData\PDA1\20130214-2806.b\320-0002806-011-1.d		
Limit Group:	LC 8330 Ngu ICAL		
Integrator:	Falcon		
Column Type:	Luna 5u NH2 100A	Column Dia:	4.60 mm
Process Host:	XAWRK023		

RT	EXP RT	DLT RT	Response	On-Col Amt ng/ml	Flags
1 Nitroguanidine					
4.227	4.227	0.0	9588	200.3	

Report Date: 14-Feb-2013 13:59:52 Chrom Revision: 2.1 23-Jan-2013 14:30:26

TestAmerica Sacramento

Data File:	\\SACChrom\ChromData\PDA1\20130214-2806.b\320-0002806-009-1.d		
Injection Date:	14-Feb-2013 12:27:00	Limit Group:	LC 8330 Ngu ICAL
Client ID:		Instrument ID:	PDA1
Lims Batch ID:	10482	Lims Sample ID:	9
Operator ID:	RN	Injection Vol:	50.0 ul
Column Type:	Luna 5u NH2 100A	Column Dia:	4.60 mm

Y Scaling:

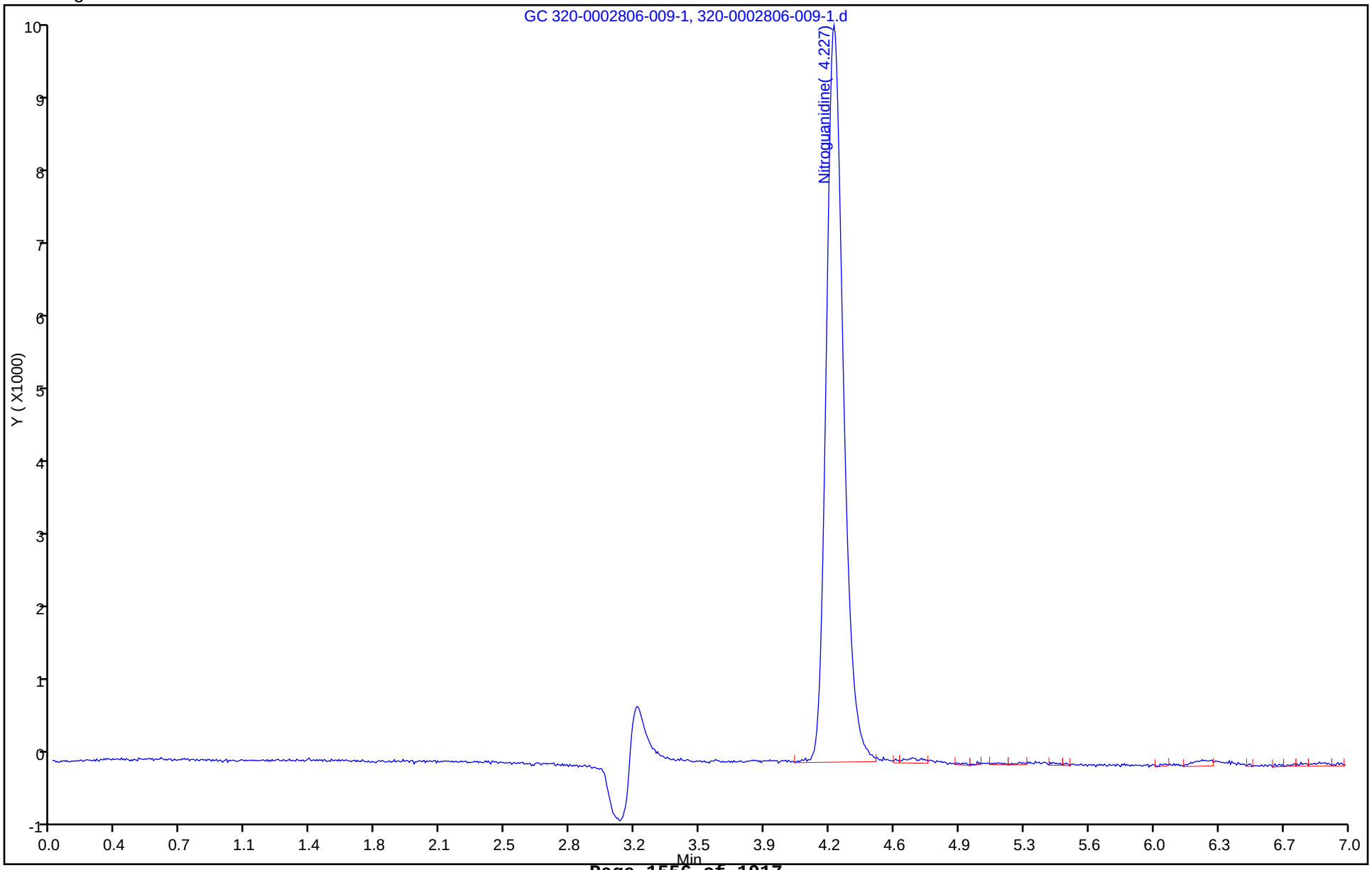

TestAmerica Sacramento
Target Compound Quantitation Report

Data File:	\\SACChrom\ChromData\PDA1\20130214-2806.b\320-0002806-010-1.d		
Lims ID:	std06	Client ID:	
Inject. Date:	14-Feb-2013 12:41:00	Dil. Factor:	1.0000
Sample Type:	IC	Calib Level:	6
Sample ID:	320-0002806-010 Analysis		
Misc. Info.:	none STD05		
Operator:	RN	Instrument ID:	PDA1
Injection Vol:	50.0 ul	ALS Bottle#:	0
Lims Batch ID:	10482	Lims Sample ID:	10
Sublist:	chrom-NGu Primary*sub1		
Detector:	GC 320-0002806-010-1		

Method:	\\SACChrom\ChromData\PDA1\20130214-2806.b\NGu Primary.m		
Last Update:	14-Feb-2013 13:59:53	Calib Date:	14-Feb-2013 12:56:00
Quant Method:	External Standard	Quant By:	Initial Calibration
Last ICal File:	\\SACChrom\ChromData\PDA1\20130214-2806.b\320-0002806-011-1.d		
Limit Group:	LC 8330 Ngu ICAL		
Integrator:	Falcon		
Column Type:	Luna 5u NH2 100A	Column Dia:	4.60 mm
Process Host:	XAWRK023		

RT	EXP RT	DLT RT	Response	On-Col Amt ng/ml	Flags
1 Nitroguanidine					
4.213	4.227	-0.014	23823	497.6	

Report Date: 14-Feb-2013 13:59:53 Chrom Revision: 2.1 23-Jan-2013 14:30:26

TestAmerica Sacramento

Data File:	\\SACChrom\ChromData\PDA1\20130214-2806.b\320-0002806-010-1.d		
Injection Date:	14-Feb-2013 12:41:00	Limit Group:	LC 8330 Ngu ICAL
Client ID:		Instrument ID:	PDA1
Lims Batch ID:	10482	Lims Sample ID:	10
Operator ID:	RN	Injection Vol:	50.0 ul
Column Type:	Luna 5u NH2 100A	Column Dia:	4.60 mm

Y Scaling:

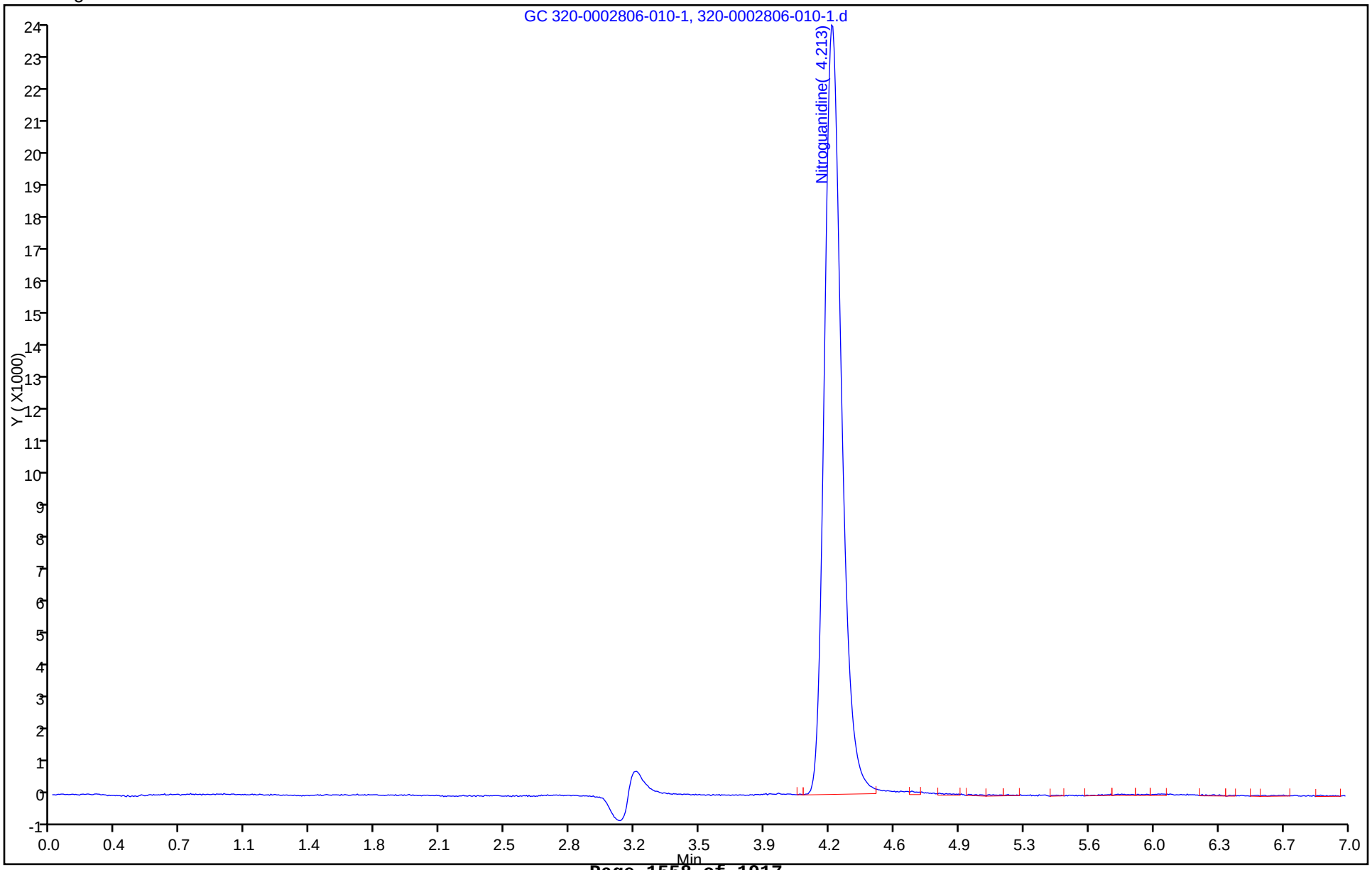

TestAmerica Sacramento
Target Compound Quantitation Report

Data File:	\\SACChrom\ChromData\PDA1\20130214-2806.b\320-0002806-011-1.d		
Lims ID:	std07	Client ID:	
Inject. Date:	14-Feb-2013 12:56:00	Dil. Factor:	1.0000
Sample Type:	IC	Calib Level:	7
Sample ID:	320-0002806-011 Analysis		
Misc. Info.:	none STD05		
Operator:	RN	Instrument ID:	PDA1
Injection Vol:	50.0 ul	ALS Bottle#:	0
Lims Batch ID:	10482	Lims Sample ID:	11
Sublist:	chrom-NGu Primary*sub1		
Detector:	GC 320-0002806-011-1		

Method:	\\SACChrom\ChromData\PDA1\20130214-2806.b\NGu Primary.m		
Last Update:	14-Feb-2013 13:59:53	Calib Date:	14-Feb-2013 12:56:00
Quant Method:	External Standard	Quant By:	Initial Calibration
Last ICal File:	\\SACChrom\ChromData\PDA1\20130214-2806.b\320-0002806-011-1.d		
Limit Group:	LC 8330 Ngu ICAL		
Integrator:	Falcon		
Column Type:	Luna 5u NH2 100A	Column Dia:	4.60 mm
Process Host:	XAWRK023		

RT	EXP RT	DLT RT	Response	On-Col Amt ng/ml	Flags
1 Nitroguanidine					
4.273	4.227	0.046	47151	984.9	

Report Date: 14-Feb-2013 13:59:53 Chrom Revision: 2.1 23-Jan-2013 14:30:26

TestAmerica Sacramento

Data File:	\\SACChrom\ChromData\PDA1\20130214-2806.b\320-0002806-011-1.d		
Injection Date:	14-Feb-2013 12:56:00	Limit Group:	LC 8330 Ngu ICAL
Client ID:		Instrument ID:	PDA1
Lims Batch ID:	10482	Lims Sample ID:	11
Operator ID:	RN	Injection Vol:	50.0 ul
Column Type:	Luna 5u NH2 100A	Column Dia:	4.60 mm

Y Scaling:

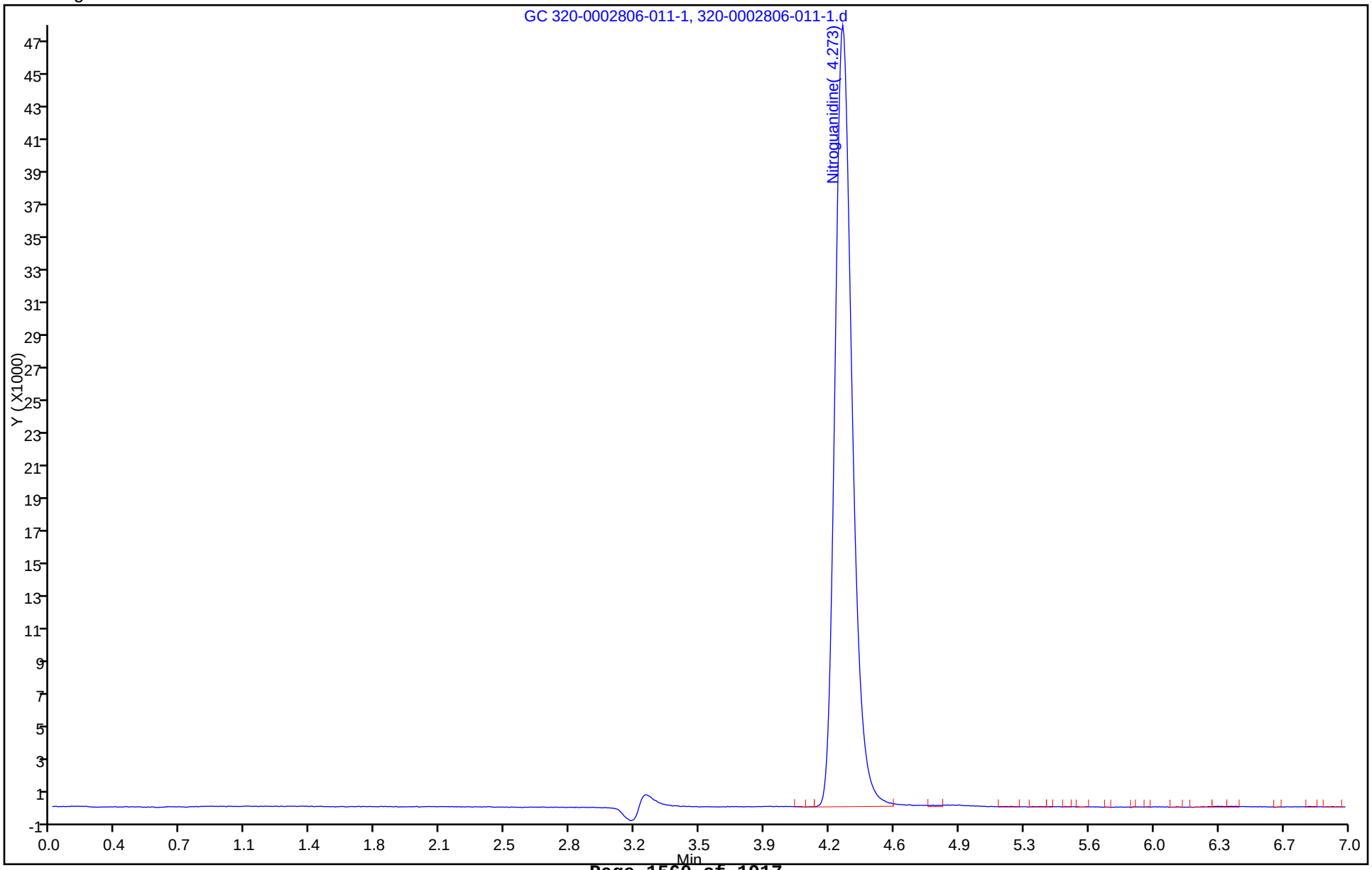

FORM VII
HPLC/IC CONTINUING CALIBRATION DATA

Lab Name: TestAmerica Sacramento Job No.: 240-21987-1

SDG No.:

Lab Sample ID: ICV 320-4779/11 Calibration Date: 10/19/2012 18:17

Instrument ID: PDA1 Calib Start Date: 10/19/2012 15:58

GC Column: Hydro RP80A 4 ID: 4.00(mm) Calib End Date: 10/19/2012 17:37

Lab File ID: HPNQIC_00002;002-1.d Conc. Units: ng/mL

ANALYTE	CURVE TYPE	AVE CF	CF	MIN CF	CALC AMOUNT	SPIKE AMOUNT	%D	MAX %D
Nitroguanidine	Ave	44.39	42.11		190	200	-5.1	15.0

FORM VII 8330 Modified

FORM VII
HPLC/IC CONTINUING CALIBRATION RETENTION TIME SUMMARY

Lab Name: TestAmerica Sacramento Job No.: 240-21987-1

SDG No.:

Lab Sample ID: ICV 320-4779/11 Calibration Date: 10/19/2012 18:17

Instrument ID: PDA1 Calib Start Date: 10/19/2012 15:58

GC Column: Hydro RP80A 4 ID: 4.00(mm) Calib End Date: 10/19/2012 17:37

Lab File ID: HPNQIC_00002;002-1.d

Analyte	RT	RT WINDOW	
		FROM	TO
Nitroguanidine	4.51	4.26	4.76

Form VII 8330 Modified

TestAmerica West Sacramento
Target Compound Quantitation Report

Data File:	\\SACChrom\ChromData\PDA1\20121019-1096.b\HPNQIC_00002;002-1.d		
Lims ID:	icv	Client ID:	
Inject. Date:	19-Oct-2012 18:17:00	Dil. Factor:	1.0000
Sample Type:	ICV		
Sample ID:	HPNQIC_00002; Analysis		
Misc. Info.:	none ICV 200ng/mL		
Operator:	RN	Instrument ID:	PDA1
Injection Vol:	50.0 ul	ALS Bottle#:	0
Lims Batch ID:	4779	Lims Sample ID:	11
Sublist:			
Detector:	GC HPNQIC_00002;002-1		
Method:	\\SACChrom\ChromData\PDA1\20121019-1096.b\NQ CONFIRMATION.m		
Last Update:	29-Oct-2012 15:09:46	Calib Date:	19-Oct-2012 17:37:00
Quant Method:	External Standard	Quant By:	Initial Calibration
Last ICal File:	\\SACChrom\ChromData\PDA1\20121019-1096.b\HPNQL7_00003001-1.d		
Limit Group:	LC 8330 Ngu ICAL		
Integrator:	Falcon		
Column Type:	Synergi 4u Hydro-RP80A	Column Dia:	4.00 mm
Process Host:	XAWRK037		

First Level Reviewer: noonanr Date: 22-Oct-2012 09:03:15

RT	EXP RT	DLT RT	Response	On-Col Amt ng/ml	Flags
1 Nitroguanidine					
4.507	4.507	0.0	8422	189.7	

Report Date: 29-Oct-2012 15:09:46 Chrom Revision: 2.1 24-Oct-2012 08:48:06

TestAmerica West Sacramento

Data File:	\\SACChrom\ChromData\PDA1\20121019-1096.b\HPNQIC_00002;002-1.d		
Injection Date:	19-Oct-2012 18:17:00	Limit Group:	LC 8330 Ngu ICAL
Client ID:		Instrument ID:	PDA1
Lims Batch ID:	4779	Lims Sample ID:	11
Operator ID:	RN	Injection Vol:	50.0 ul
Column Type:	Synergi 4u Hydro-RP80A	Column Dia:	4.00 mm

Y Scaling:

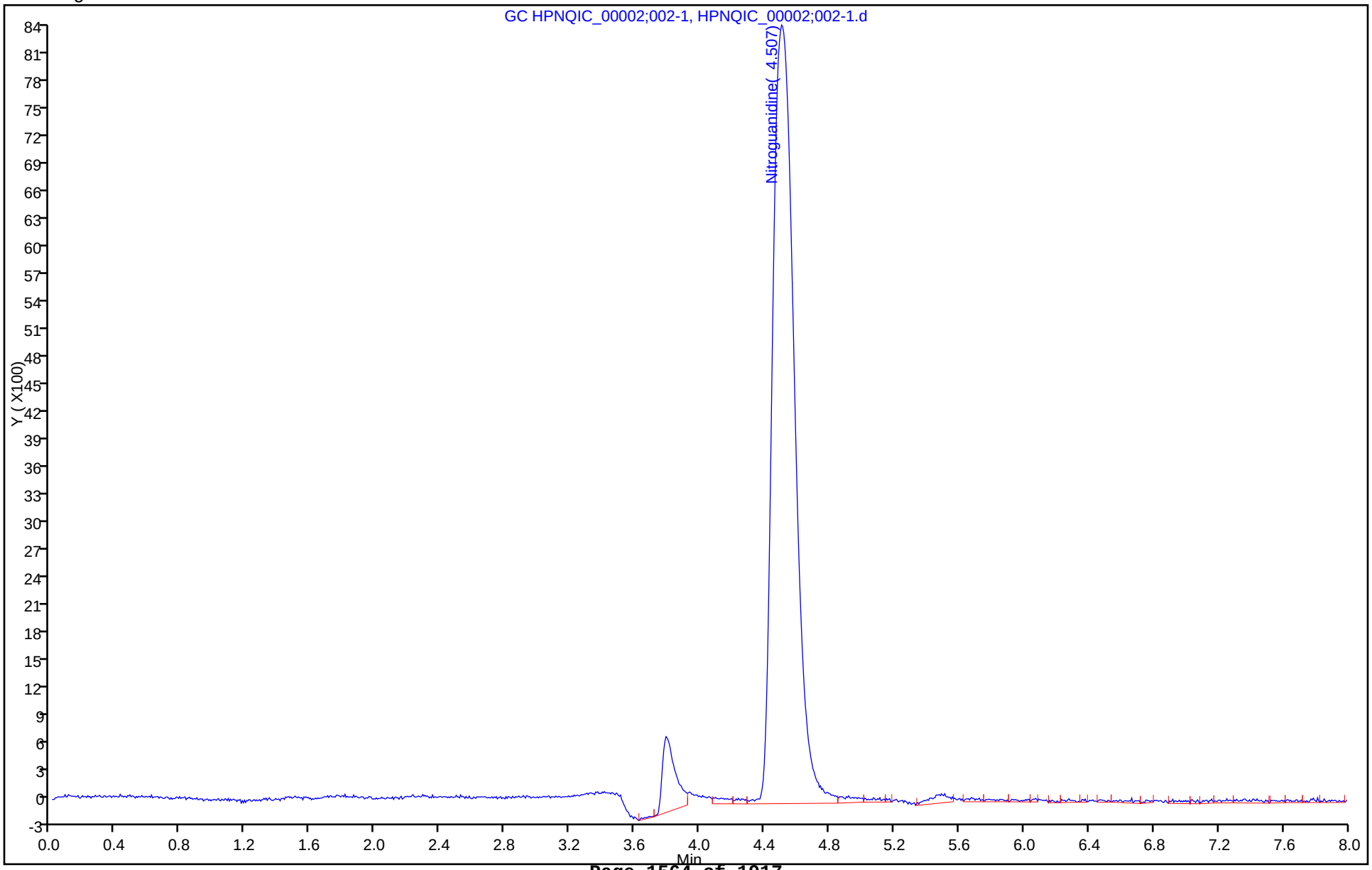

FORM VII
HPLC/IC CONTINUING CALIBRATION DATA

Lab Name: TestAmerica Sacramento Job No.: 240-21987-1

SDG No.:

Lab Sample ID: CCVL 320-4779/13 Calibration Date: 10/19/2012 18:56

Instrument ID: PDA1 Calib Start Date: 10/19/2012 15:58

GC Column: Hydro RP80A 4 ID: 4.00(mm) Calib End Date: 10/19/2012 17:37

Lab File ID: HPNQL2_00003003-1.d Conc. Units: ng/mL

ANALYTE	CURVE TYPE	AVE CF	CF	MIN CF	CALC AMOUNT	SPIKE AMOUNT	%D	MAX %D
Nitroguanidine	Ave	44.39	46.00		20.7	20.0	3.6	30.0

FORM VII 8330 Modified

FORM VII
HPLC/IC CONTINUING CALIBRATION RETENTION TIME SUMMARY

Lab Name: TestAmerica Sacramento Job No.: 240-21987-1

SDG No.:

Lab Sample ID: CCVL 320-4779/13 Calibration Date: 10/19/2012 18:56

Instrument ID: PDA1 Calib Start Date: 10/19/2012 15:58

GC Column: Hydro RP80A 4 ID: 4.00(mm) Calib End Date: 10/19/2012 17:37

Lab File ID: HPNQL2_00003003-1.d

Analyte	RT	RT WINDOW	
		FROM	TO
Nitroguanidine	4.50	4.25	4.75

Form VII 8330 Modified

TestAmerica West Sacramento
Target Compound Quantitation Report

Data File:	\\SACChrom\ChromData\PDA1\20121019-1096.b\HPNQL2_00003003-1.d		
Lims ID:	CCVL	Client ID:	
Inject. Date:	19-Oct-2012 18:56:00	Dil. Factor:	1.0000
Sample Type:	CCVL		
Sample ID:	HPNQL2_00003 Verification		
Misc. Info.:	none MRL NQ Std 20 ng/mL		
Operator:	RN	Instrument ID:	PDA1
Injection Vol:	50.0 ul	ALS Bottle#:	0
Lims Batch ID:	4779	Lims Sample ID:	13
Sublist:	chrom-NQ CONFIRMATION*sub1		
Detector:	GC HPNQL2_00003003-1		

Method:	\\SACChrom\ChromData\PDA1\20121019-1096.b\NQ CONFIRMATION.m		
Last Update:	29-Oct-2012 15:09:47	Calib Date:	19-Oct-2012 17:37:00
Quant Method:	External Standard	Quant By:	Initial Calibration
Last ICal File:	\\SACChrom\ChromData\PDA1\20121019-1096.b\HPNQL7_00003001-1.d		
Limit Group:	LC 8330 Ngu ICAL		
Integrator:	Falcon		
Column Type:	Synergi 4u Hydro-RP80A	Column Dia:	4.00 mm
Process Host:	XAWRK037		

First Level Reviewer: noonanr Date: 22-Oct-2012 09:03:57

RT	EXP RT	DLT RT	Response	On-Col Amt ng/ml	Flags
1 Nitroguanidine					
4.500	4.500	0.0	920	20.7	

Report Date: 29-Oct-2012 15:09:47 Chrom Revision: 2.1 24-Oct-2012 08:48:06

TestAmerica West Sacramento

Data File:	\\SACChrom\ChromData\PDA1\20121019-1096.b\HPNQL2_00003003-1.d		
Injection Date:	19-Oct-2012 18:56:00	Limit Group:	LC 8330 Ngu ICAL
Client ID:		Instrument ID:	PDA1
Lims Batch ID:	4779	Lims Sample ID:	13
Operator ID:	RN	Injection Vol:	50.0 ul
Column Type:	Synergi 4u Hydro-RP80A	Column Dia:	4.00 mm

Y Scaling:

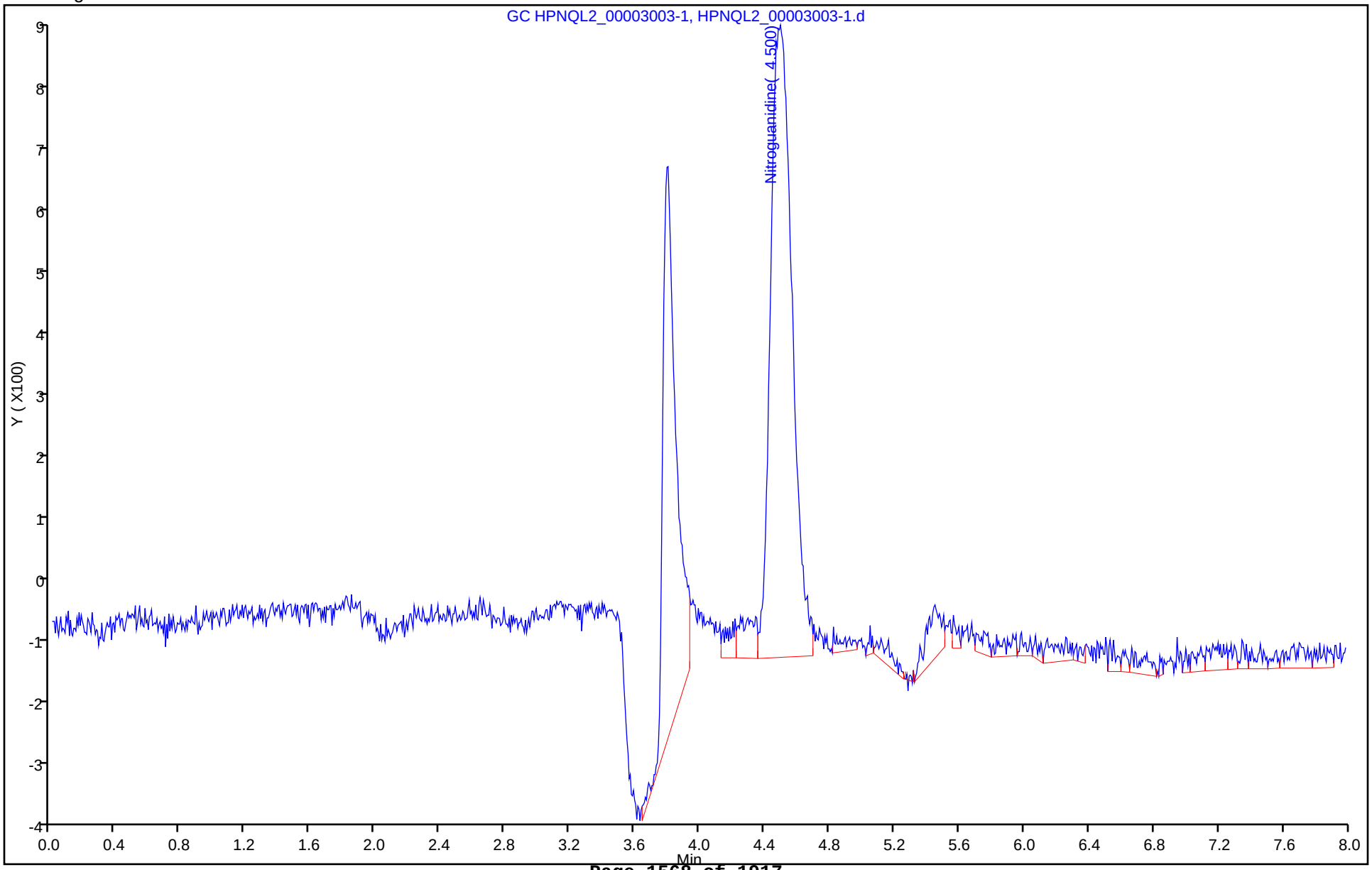

FORM VII
HPLC/IC CONTINUING CALIBRATION DATA

Lab Name: TestAmerica Sacramento Job No.: 240-21987-1

SDG No.:

Lab Sample ID: LODV 320-10482/14 Calibration Date: 02/14/2013 13:39

Instrument ID: PDA1 Calib Start Date: 02/14/2013 11:44

GC Column: Luna NH2 ID: 4.60(mm) Calib End Date: 02/14/2013 12:56

Lab File ID: 320-0002806-014-1.d Conc. Units: ng/mL

ANALYTE	CURVE TYPE	AVE CF	CF	MIN CF	CALC AMOUNT	SPIKE AMOUNT	%D	MAX %D
Nitroguanidine	Ave	47.88	49.20		5.14	5.00	2.8	

FORM VII 8330 Modified

FORM VII
HPLC/IC CONTINUING CALIBRATION RETENTION TIME SUMMARY

Lab Name: TestAmerica Sacramento Job No.: 240-21987-1

SDG No.:

Lab Sample ID: LODV 320-10482/14 Calibration Date: 02/14/2013 13:39

Instrument ID: PDA1 Calib Start Date: 02/14/2013 11:44

GC Column: Luna NH2 ID: 4.60(mm) Calib End Date: 02/14/2013 12:56

Lab File ID: 320-0002806-014-1.d

Analyte	RT	RT WINDOW	
		FROM	TO
Nitroguanidine	4.24	3.98	4.48

Form VII 8330 Modified

TestAmerica Sacramento
Target Compound Quantitation Report

Data File:	\\SACChrom\ChromData\PDA1\20130214-2806.b\320-0002806-014-1.d		
Lims ID:	LODV	Client ID:	
Inject. Date:	14-Feb-2013 13:39:00	Dil. Factor:	1.0000
Sample Type:	LODV		
Sample ID:	320-0002806-014 Analysis		
Misc. Info.:	none STD05		
Operator:	RN	Instrument ID:	PDA1
Injection Vol:	50.0 ul	ALS Bottle#:	0
Lims Batch ID:	10482	Lims Sample ID:	14
Detector:	GC 320-0002806-014-1		
Method:	\\SACChrom\ChromData\PDA1\20130214-2806.b\NGu Primary.m		
Last Update:	14-Feb-2013 13:59:53	Calib Date:	14-Feb-2013 12:56:00
Quant Method:	External Standard	Quant By:	Initial Calibration
Last ICal File:	\\SACChrom\ChromData\PDA1\20130214-2806.b\320-0002806-011-1.d		
Limit Group:	LC 8330 Ngu ICAL		
Integrator:	Falcon		
Column Type:	Luna 5u NH2 100A	Column Dia:	4.60 mm
Process Host:	XAWRK023		

RT	EXP RT	DLT RT	Response	On-Col Amt ng/ml	Flags
1 Nitroguanidine					
4.240	4.227	0.013	246	5.14	

Report Date: 14-Feb-2013 13:59:54 Chrom Revision: 2.1 23-Jan-2013 14:30:26

TestAmerica Sacramento

Data File:	\\SACChrom\ChromData\PDA1\20130214-2806.b\320-0002806-014-1.d		
Injection Date:	14-Feb-2013 13:39:00	Limit Group:	LC 8330 Ngu ICAL
Client ID:		Instrument ID:	PDA1
Lims Batch ID:	10482	Lims Sample ID:	14
Operator ID:	RN	Injection Vol:	50.0 ul
Column Type:	Luna 5u NH2 100A	Column Dia:	4.60 mm

Y Scaling:

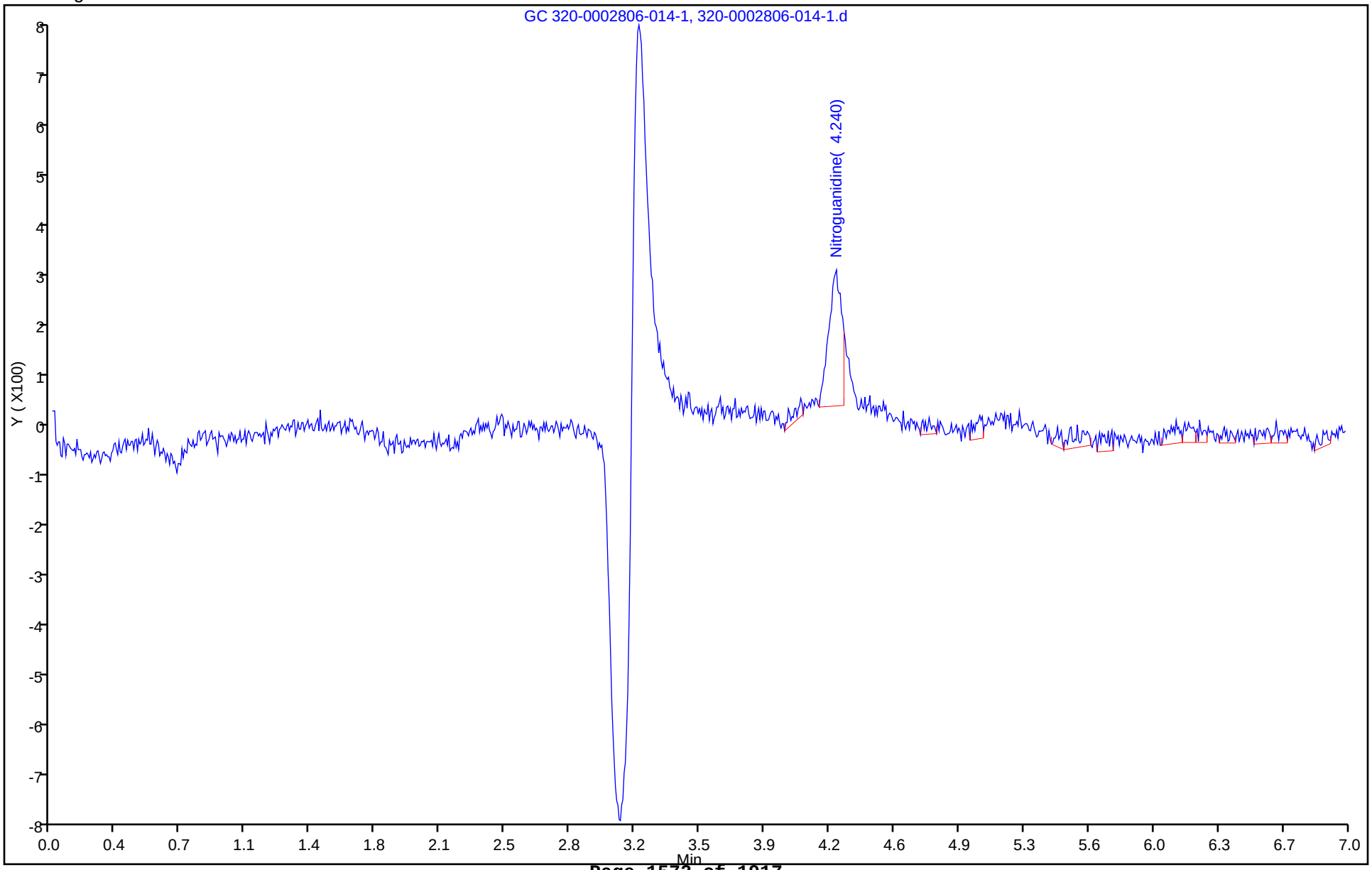

FORM VII
HPLC/IC CONTINUING CALIBRATION DATA

Lab Name: TestAmerica Sacramento Job No.: 240-21987-1

SDG No.:

Lab Sample ID: CCVL 320-10482/15 Calibration Date: 02/14/2013 13:53

Instrument ID: PDA1 Calib Start Date: 02/14/2013 11:44

GC Column: Luna NH2 ID: 4.60(mm) Calib End Date: 02/14/2013 12:56

Lab File ID: 320-0002806-015-1.d Conc. Units: ng/mL

ANALYTE	CURVE TYPE	AVE CF	CF	MIN CF	CALC AMOUNT	SPIKE AMOUNT	%D	MAX %D
Nitroguanidine	Ave	47.88	49.15		20.5	20.0	2.7	30.0

FORM VII 8330 Modified

FORM VII
HPLC/IC CONTINUING CALIBRATION RETENTION TIME SUMMARY

Lab Name: TestAmerica Sacramento Job No.: 240-21987-1

SDG No.:

Lab Sample ID: CCVL 320-10482/15 Calibration Date: 02/14/2013 13:53

Instrument ID: PDA1 Calib Start Date: 02/14/2013 11:44

GC Column: Luna NH2 ID: 4.60(mm) Calib End Date: 02/14/2013 12:56

Lab File ID: 320-0002806-015-1.d

Analyte	RT	RT WINDOW	
		FROM	TO
Nitroguanidine	4.22	3.97	4.47

TestAmerica Sacramento
Target Compound Quantitation Report

Data File:	\\SACChrom\ChromData\PDA1\20130214-2806.b\320-0002806-015-1.d		
Lims ID:	CCVL	Client ID:	
Inject. Date:	14-Feb-2013 13:53:00	Dil. Factor:	1.0000
Sample Type:	CCVL		
Sample ID:	320-0002806-015 Analysis		
Misc. Info.:	none STD05		
Operator:	RN	Instrument ID:	PDA1
Injection Vol:	50.0 ul	ALS Bottle#:	0
Lims Batch ID:	10482	Lims Sample ID:	15
Sublist:	chrom-NGu Primary*sub1		
Detector:	GC 320-0002806-015-1		

Method:	\\SACChrom\ChromData\PDA1\20130214-2806.b\NGu Primary.m		
Last Update:	14-Feb-2013 14:39:27	Calib Date:	14-Feb-2013 12:56:00
Quant Method:	External Standard	Quant By:	Initial Calibration
Last ICal File:	\\SACChrom\ChromData\PDA1\20130214-2806.b\320-0002806-011-1.d		
Limit Group:	LC 8330 Ngu ICAL		
Integrator:	Falcon		
Column Type:	Luna 5u NH2 100A	Column Dia:	4.60 mm
Process Host:	XAWRK023		

First Level Reviewer: noonanr Date: 14-Feb-2013 14:39:27

RT	EXP RT	DLT RT	Response	On-Col Amt ng/ml	Flags
1 Nitroguanidine					
4.220	4.220	0.0	983	20.5	

Report Date: 14-Feb-2013 14:39:27 Chrom Revision: 2.1 23-Jan-2013 14:30:26

TestAmerica Sacramento

Data File:	\\SACChrom\ChromData\PDA1\20130214-2806.b\320-0002806-015-1.d		
Injection Date:	14-Feb-2013 13:53:00	Limit Group:	LC 8330 Ngu ICAL
Client ID:		Instrument ID:	PDA1
Lims Batch ID:	10482	Lims Sample ID:	15
Operator ID:	RN	Injection Vol:	50.0 ul
Column Type:	Luna 5u NH2 100A	Column Dia:	4.60 mm

Y Scaling:

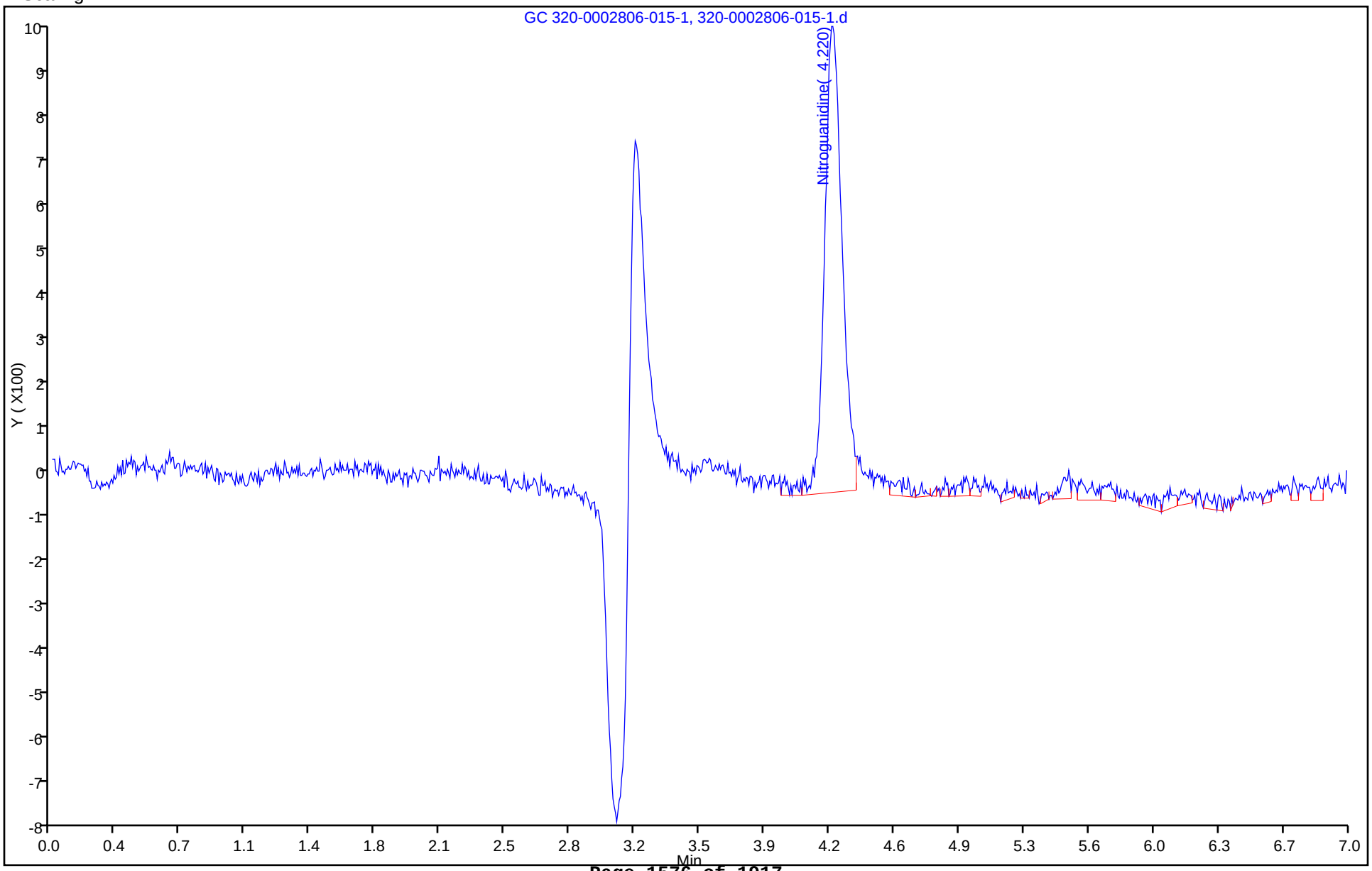

FORM VII
HPLC/IC CONTINUING CALIBRATION DATA

Lab Name: TestAmerica Sacramento Job No.: 240-21987-1

SDG No.:

Lab Sample ID: CCV 320-12714/4 Calibration Date: 03/21/2013 11:03

Instrument ID: PDA1 Calib Start Date: 02/14/2013 11:44

GC Column: Luna NH2 ID: 4.60(mm) Calib End Date: 02/14/2013 12:56

Lab File ID: 320-0003395-004-1.d Conc. Units: ng/mL

ANALYTE	CURVE TYPE	AVE CF	CF	MIN CF	CALC AMOUNT	SPIKE AMOUNT	%D	MAX %D
Nitroguanidine	Ave	47.88	49.71		208	200	3.8	15.0

FORM VII 8330 Modified

FORM VII
HPLC/IC CONTINUING CALIBRATION RETENTION TIME SUMMARY

Lab Name: TestAmerica Sacramento Job No.: 240-21987-1

SDG No.:

Lab Sample ID: CCV 320-12714/4 Calibration Date: 03/21/2013 11:03

Instrument ID: PDA1 Calib Start Date: 02/14/2013 11:44

GC Column: Luna NH2 ID: 4.60(mm) Calib End Date: 02/14/2013 12:56

Lab File ID: 320-0003395-004-1.d

Analyte	RT	RT WINDOW	
		FROM	TO
Nitroguanidine	4.24	3.99	4.49

TestAmerica Sacramento
Target Compound Quantitation Report

Data File:	\\SACChrom\ChromData\PDA1\20130321-3395.b\320-0003395-004-1.d		
Lims ID:	CCV 05	Client ID:	
Inject. Date:	21-Mar-2013 11:03:00	Dil. Factor:	1.0000
Sample Type:	CCV		
Sample ID:	320-0003395-004 Analysis		
Misc. Info.:	none PRIMER		
Operator:	RN	Instrument ID:	PDA1
Injection Vol:	50.0 ul	ALS Bottle#:	0
Lims Batch ID:	12714	Lims Sample ID:	4
Sublist:	chrom-NGu Primary*sub1		
Detector:	GC 320-0003395-004-1		

Method:	\\SACChrom\ChromData\PDA1\20130321-3395.b\NGu Primary.m		
Last Update:	21-Mar-2013 13:52:42	Calib Date:	14-Feb-2013 12:56:00
Quant Method:	External Standard	Quant By:	Initial Calibration
Last ICal File:	\\SACChrom\ChromData\PDA1\20130214-2806.b\320-0002806-011-1.d		
Limit Group:	LC 8330 Ngu ICAL		
Integrator:	Falcon		
Column Type:	Luna 5u NH2 100A	Column Dia:	4.60 mm
Process Host:	XAWRK014		

First Level Reviewer: noonanr Date: 21-Mar-2013 13:52:41

RT	EXP RT	DLT RT	Response	On-Col Amt ng/ml	Flags
1 Nitroguanidine					
4.240	4.240	0.0	9941	207.6	

Report Date: 21-Mar-2013 13:52:42 Chrom Revision: 2.1 18-Mar-2013 20:34:14

TestAmerica Sacramento

Data File:	\\SACChrom\ChromData\PDA1\20130321-3395.b\320-0003395-004-1.d		
Injection Date:	21-Mar-2013 11:03:00	Limit Group:	LC 8330 Ngu ICAL
Client ID:		Instrument ID:	PDA1
Lims Batch ID:	12714	Lims Sample ID:	4
Operator ID:	RN	Injection Vol:	50.0 ul
Column Type:	Luna 5u NH2 100A	Column Dia:	4.60 mm

Y Scaling:

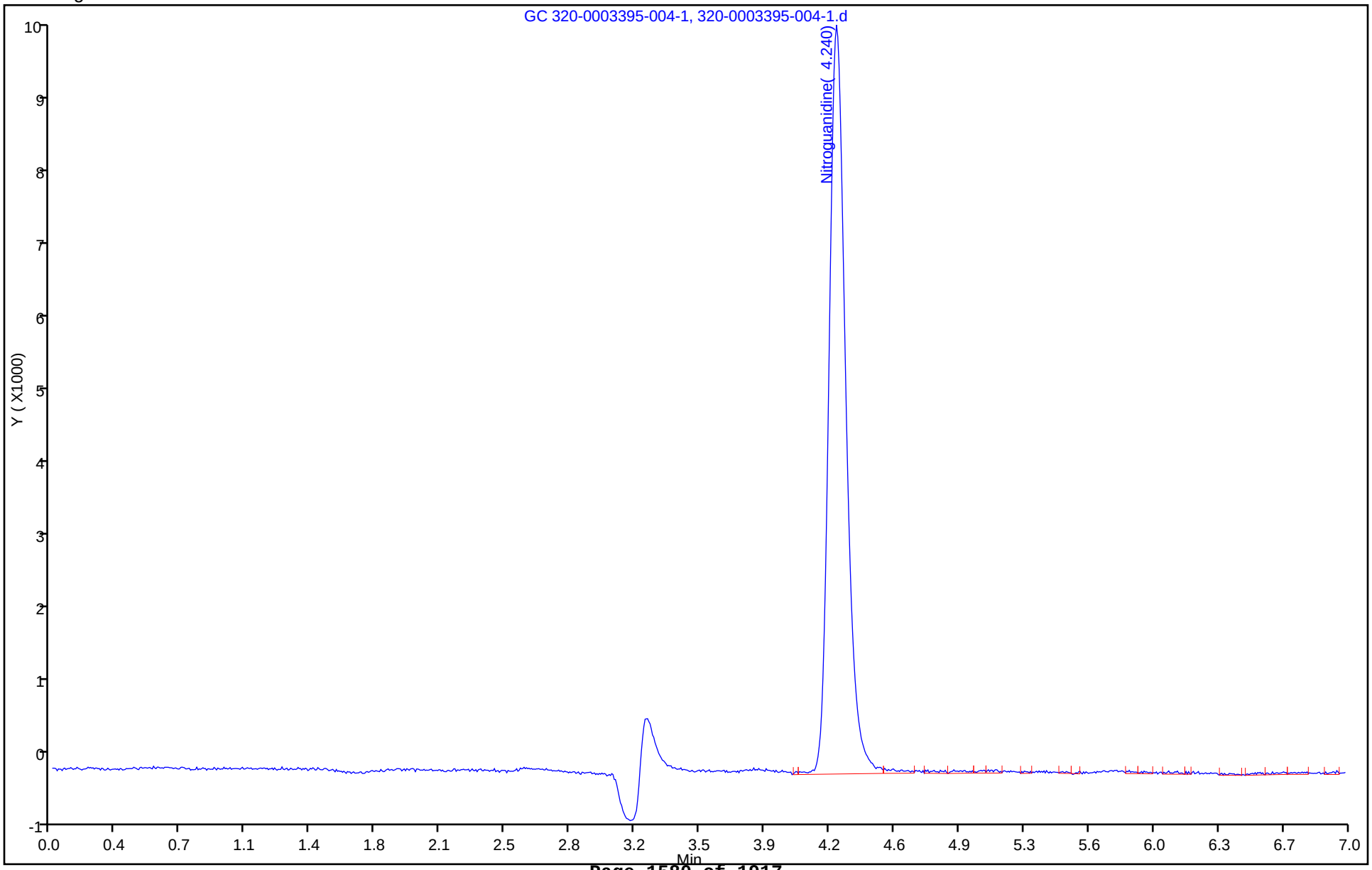

FORM VII
HPLC/IC CONTINUING CALIBRATION DATA

Lab Name: TestAmerica Sacramento Job No.: 240-21987-1

SDG No.:

Lab Sample ID: CCVL 320-12714/12 Calibration Date: 03/21/2013 12:46

Instrument ID: PDA1 Calib Start Date: 02/14/2013 11:44

GC Column: Luna NH2 ID: 4.60(mm) Calib End Date: 02/14/2013 12:56

Lab File ID: 320-0003395-011-1.d Conc. Units: ng/mL

ANALYTE	CURVE TYPE	AVE CF	CF	MIN CF	CALC AMOUNT	SPIKE AMOUNT	%D	MAX %D
Nitroguanidine	Ave	47.88	50.55		21.1	20.0	5.6	30.0

FORM VII 8330 Modified

FORM VII
HPLC/IC CONTINUING CALIBRATION RETENTION TIME SUMMARY

Lab Name: TestAmerica Sacramento Job No.: 240-21987-1

SDG No.:

Lab Sample ID: CCVL 320-12714/12 Calibration Date: 03/21/2013 12:46

Instrument ID: PDA1 Calib Start Date: 02/14/2013 11:44

GC Column: Luna NH2 ID: 4.60(mm) Calib End Date: 02/14/2013 12:56

Lab File ID: 320-0003395-011-1.d

Analyte	RT	RT WINDOW	
		FROM	TO
Nitroguanidine	4.27	4.02	4.52

TestAmerica Sacramento
Target Compound Quantitation Report

Data File:	\\SACChrom\ChromData\PDA1\20130321-3395.b\320-0003395-011-1.d		
Lims ID:	CCVL	Client ID:	
Inject. Date:	21-Mar-2013 12:46:00	Dil. Factor:	1.0000
Sample Type:	CCVL		
Sample ID:	320-0003395-011 Analysis		
Misc. Info.:	none LCS 320-4385/2-A		
Operator:	RN	Instrument ID:	PDA1
Injection Vol:	50.0 ul	ALS Bottle#:	0
Lims Batch ID:	12714	Lims Sample ID:	12
Sublist:	chrom-NGu Primary*sub1		
Detector:	GC 320-0003395-011-1		

Method:	\\SACChrom\ChromData\PDA1\20130321-3395.b\NGu Primary.m		
Last Update:	21-Mar-2013 13:52:46	Calib Date:	14-Feb-2013 12:56:00
Quant Method:	External Standard	Quant By:	Initial Calibration
Last ICal File:	\\SACChrom\ChromData\PDA1\20130214-2806.b\320-0002806-011-1.d		
Limit Group:	LC 8330 Ngu ICAL		
Integrator:	Falcon		
Column Type:	Luna 5u NH2 100A	Column Dia:	4.60 mm
Process Host:	XAWRK014		

First Level Reviewer: noonanr Date: 21-Mar-2013 13:17:20

RT	EXP RT	DLT RT	Response	On-Col Amt ng/ml	Flags
1 Nitroguanidine					
4.273	4.273	0.0	1011	21.1	

Report Date: 21-Mar-2013 13:52:46 Chrom Revision: 2.1 18-Mar-2013 20:34:14

TestAmerica Sacramento

Data File:	\\SACChrom\ChromData\PDA1\20130321-3395.b\320-0003395-011-1.d		
Injection Date:	21-Mar-2013 12:46:00	Limit Group:	LC 8330 Ngu ICAL
Client ID:		Instrument ID:	PDA1
Lims Batch ID:	12714	Lims Sample ID:	12
Operator ID:	RN	Injection Vol:	50.0 ul
Column Type:	Luna 5u NH2 100A	Column Dia:	4.60 mm

Y Scaling:

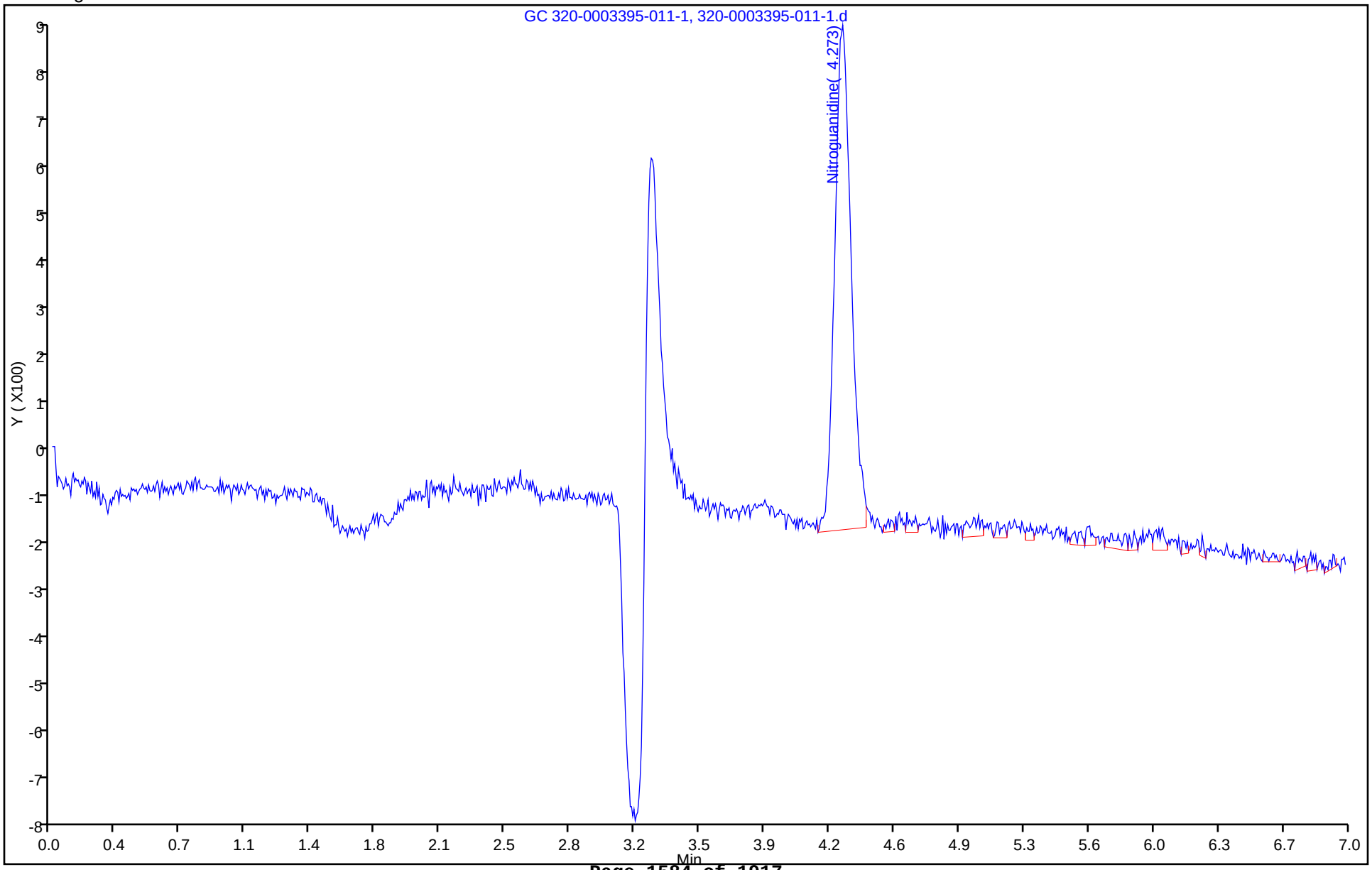

FORM VII
HPLC/IC CONTINUING CALIBRATION DATA

Lab Name: TestAmerica Sacramento Job No.: 240-21987-1

SDG No.:

Lab Sample ID: CCV 320-12714/11 Calibration Date: 03/21/2013 14:15

Instrument ID: PDA1 Calib Start Date: 02/14/2013 11:44

GC Column: Luna NH2 ID: 4.60(mm) Calib End Date: 02/14/2013 12:56

Lab File ID: 320-0003395-011001-1.d Conc. Units: ng/mL

ANALYTE	CURVE TYPE	AVE CF	CF	MIN CF	CALC AMOUNT	SPIKE AMOUNT	%D	MAX %D
Nitroguanidine	Ave	47.88	49.59		104	100	3.6	15.0

FORM VII 8330 Modified

FORM VII
HPLC/IC CONTINUING CALIBRATION RETENTION TIME SUMMARY

Lab Name: TestAmerica Sacramento Job No.: 240-21987-1

SDG No.:

Lab Sample ID: CCV 320-12714/11 Calibration Date: 03/21/2013 14:15

Instrument ID: PDA1 Calib Start Date: 02/14/2013 11:44

GC Column: Luna NH2 ID: 4.60(mm) Calib End Date: 02/14/2013 12:56

Lab File ID: 320-0003395-011001-1.d

Analyte	RT	RT WINDOW	
		FROM	TO
Nitroguanidine	4.25	4.00	4.50

Form VII 8330 Modified

TestAmerica Sacramento
Target Compound Quantitation Report

Data File:	\\SACChrom\ChromData\PDA1\20130321-3395.b\320-0003395-011001-1.d		
Lims ID:	CCV 04	Client ID:	
Inject. Date:	21-Mar-2013 14:15:00	Dil. Factor:	1.0000
Sample Type:	CCV		
Sample ID:	320-0003395-011 Analysis		
Misc. Info.:	none LCS 320-4385/2-A		
Operator:	RN	Instrument ID:	PDA1
Injection Vol:	50.0 ul	ALS Bottle#:	0
Lims Batch ID:	12714	Lims Sample ID:	11
Sublist:	chrom-NGu Primary*sub1		
Detector:	GC 320-0003395-011001-1		

Method:	\\SACChrom\ChromData\PDA1\20130321-3395.b\NGu Primary.m		
Last Update:	21-Mar-2013 15:14:39	Calib Date:	14-Feb-2013 12:56:00
Quant Method:	External Standard	Quant By:	Initial Calibration
Last ICal File:	\\SACChrom\ChromData\PDA1\20130214-2806.b\320-0002806-011-1.d		
Limit Group:	LC 8330 Ngu ICAL		
Integrator:	Falcon		
Column Type:	Luna 5u NH2 100A	Column Dia:	4.60 mm
Process Host:	XAWRK014		

First Level Reviewer: noonanr Date: 21-Mar-2013 15:14:39

RT	EXP RT	DLT RT	Response	On-Col Amt ng/ml	Flags
1 Nitroguanidine					
4.247	4.247	0.0	4959	103.6	

Report Date: 21-Mar-2013 15:14:39 Chrom Revision: 2.1 18-Mar-2013 20:34:14

TestAmerica Sacramento

Data File:	\\SACChrom\ChromData\PDA1\20130321-3395.b\320-0003395-011001-1.d		
Injection Date:	21-Mar-2013 14:15:00	Limit Group:	LC 8330 Ngu ICAL
Client ID:		Instrument ID:	PDA1
Lims Batch ID:	12714	Lims Sample ID:	11
Operator ID:	RN	Injection Vol:	50.0 ul
Column Type:	Luna 5u NH2 100A	Column Dia:	4.60 mm

Y Scaling:

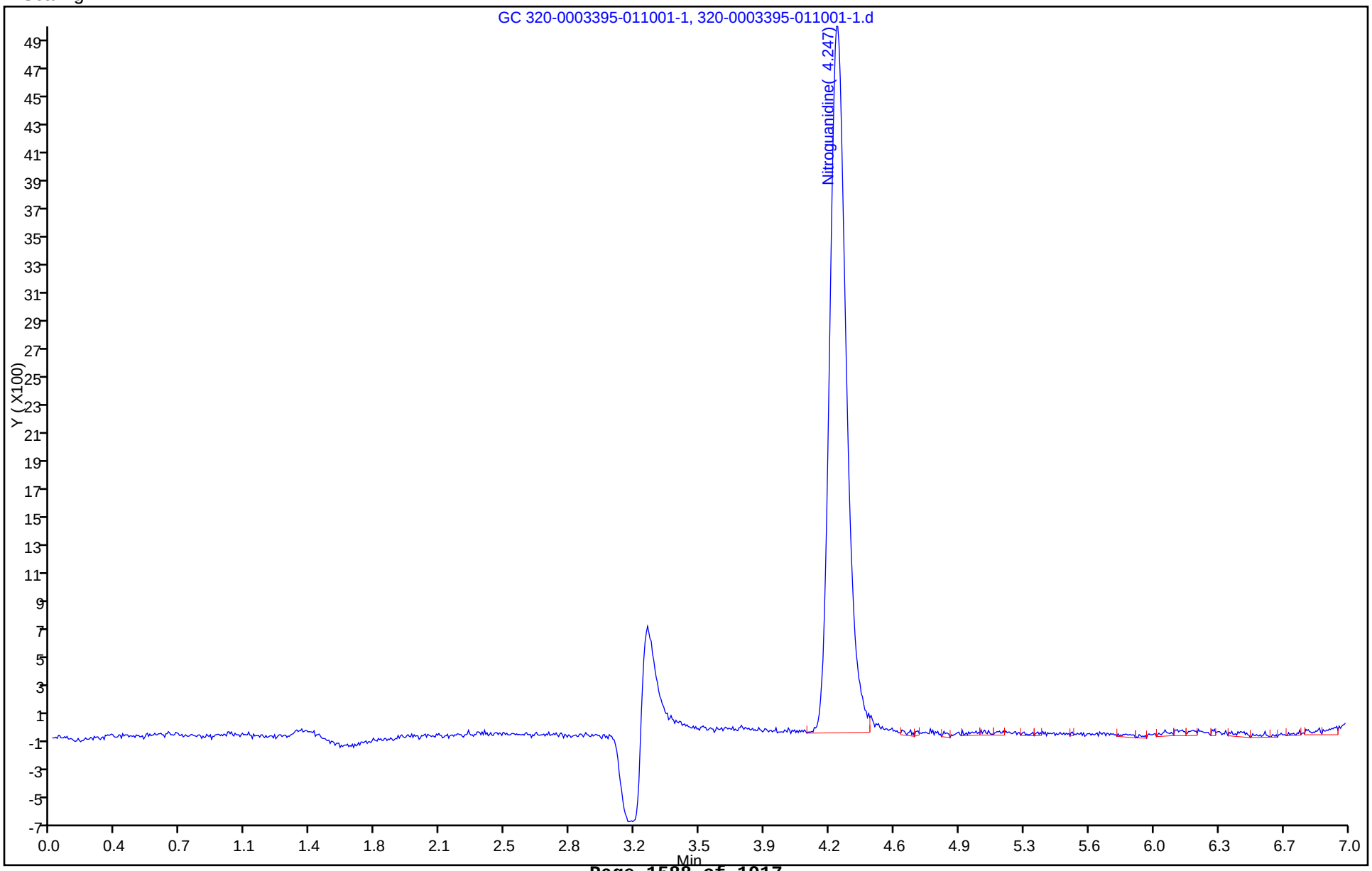

FORM VII
HPLC/IC CONTINUING CALIBRATION DATA

Lab Name: TestAmerica Sacramento Job No.: 240-21987-1

SDG No.:

Lab Sample ID: CCVL 320-12714/18 Calibration Date: 03/21/2013 14:30

Instrument ID: PDA1 Calib Start Date: 02/14/2013 11:44

GC Column: Luna NH2 ID: 4.60(mm) Calib End Date: 02/14/2013 12:56

Lab File ID: 320-0003395-018-1.d Conc. Units: ng/mL

ANALYTE	CURVE TYPE	AVE CF	CF	MIN CF	CALC AMOUNT	SPIKE AMOUNT	%D	MAX %D
Nitroguanidine	Ave	47.88	49.45		20.7	20.0	3.3	30.0

FORM VII 8330 Modified

FORM VII
HPLC/IC CONTINUING CALIBRATION RETENTION TIME SUMMARY

Lab Name: TestAmerica Sacramento Job No.: 240-21987-1

SDG No.:

Lab Sample ID: CCVL 320-12714/18 Calibration Date: 03/21/2013 14:30

Instrument ID: PDA1 Calib Start Date: 02/14/2013 11:44

GC Column: Luna NH2 ID: 4.60(mm) Calib End Date: 02/14/2013 12:56

Lab File ID: 320-0003395-018-1.d

Analyte	RT	RT WINDOW	
		FROM	TO
Nitroguanidine	4.25	4.00	4.50

Form VII 8330 Modified

TestAmerica Sacramento
Target Compound Quantitation Report

Data File:	\\SACChrom\ChromData\PDA1\20130321-3395.b\320-0003395-018-1.d		
Lims ID:	CCVL	Client ID:	
Inject. Date:	21-Mar-2013 14:30:00	Dil. Factor:	1.0000
Sample Type:	CCVL		
Sample ID:	320-0003395-018 Analysis		
Misc. Info.:	none		
Operator:	RN	Instrument ID:	PDA1
Injection Vol:	50.0 ul	ALS Bottle#:	0
Lims Batch ID:	12714	Lims Sample ID:	18
Sublist:	chrom-NGu Primary*sub1		
Detector:	GC 320-0003395-018-1		

Method:	\\SACChrom\ChromData\PDA1\20130321-3395.b\NGu Primary.m		
Last Update:	21-Mar-2013 15:15:07	Calib Date:	14-Feb-2013 12:56:00
Quant Method:	External Standard	Quant By:	Initial Calibration
Last ICal File:	\\SACChrom\ChromData\PDA1\20130214-2806.b\320-0002806-011-1.d		
Limit Group:	LC 8330 Ngu ICAL		
Integrator:	Falcon		
Column Type:	Luna 5u NH2 100A	Column Dia:	4.60 mm
Process Host:	XAWRK014		

First Level Reviewer: noonanr Date: 21-Mar-2013 15:15:07

RT	EXP RT	DLT RT	Response	On-Col Amt ng/ml	Flags
1 Nitroguanidine					M
4.247	4.247	0.0	989	20.7	M

QC Flag Legend

Review Flags
M - Manually Integrated

Report Date: 21-Mar-2013 15:15:07 Chrom Revision: 2.1 18-Mar-2013 20:34:14

TestAmerica Sacramento

Data File:	\\SACChrom\ChromData\PDA1\20130321-3395.b\320-0003395-018-1.d		
Injection Date:	21-Mar-2013 14:30:00	Limit Group:	LC 8330 Ngu ICAL
Client ID:		Instrument ID:	PDA1
Lims Batch ID:	12714	Lims Sample ID:	18
Operator ID:	RN	Injection Vol:	50.0 ul
Column Type:	Luna 5u NH2 100A	Column Dia:	4.60 mm

Y Scaling:

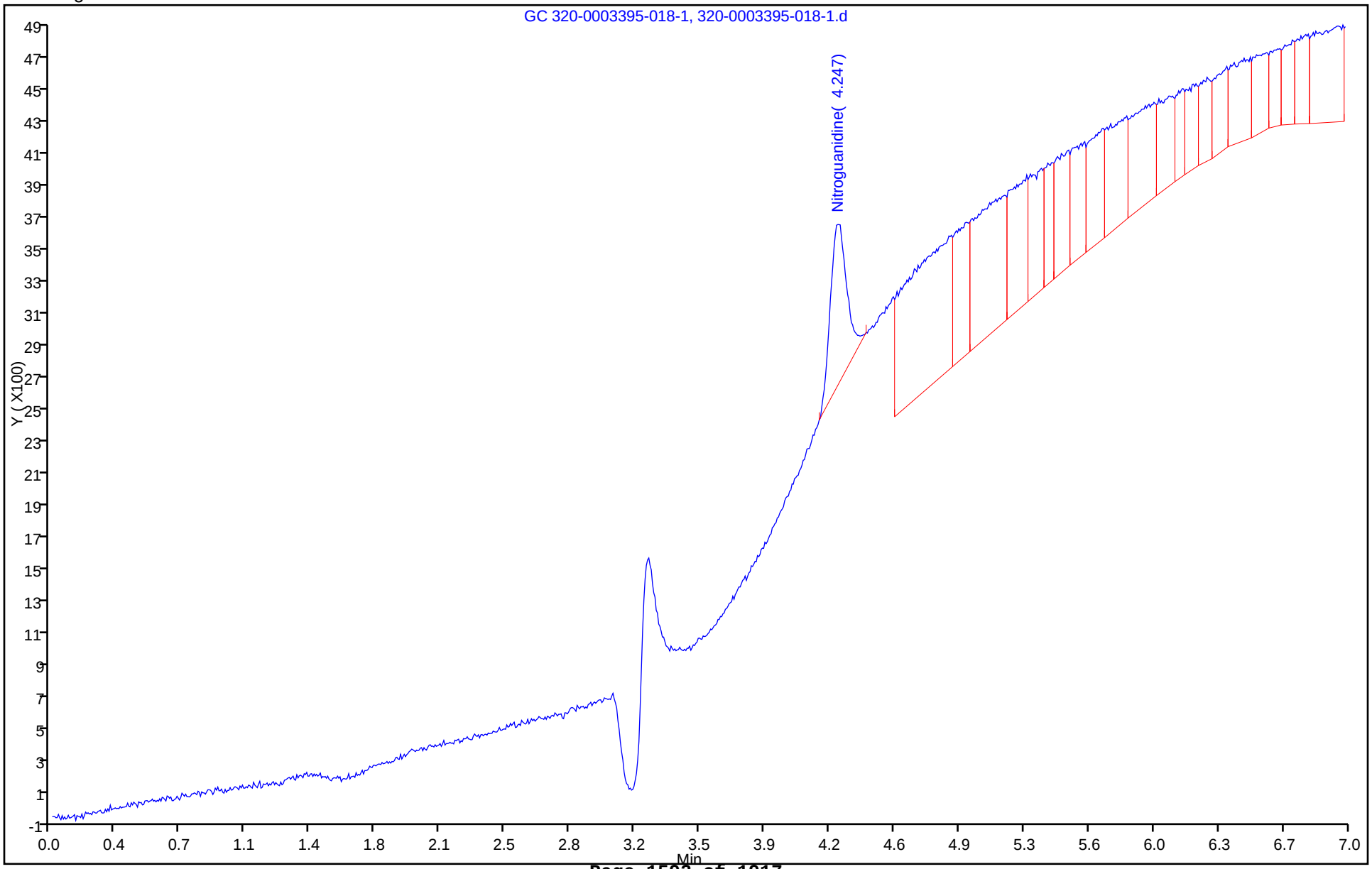

Report Date: 21-Mar-2013 15:15:07 Chrom Revision: 2.1 18-Mar-2013 20:34:14

Manual Integration/User Assign Peak Report

TestAmerica Sacramento

Data File:	\\SACChrom\ChromData\PDA1\20130321-3395.b\320-0003395-018-1.d		
Injection Date:	21-Mar-2013 14:30:00	Limit Group:	LC 8330 Ngu ICAL
Client ID:		Instrument ID:	PDA1
Lims Batch ID:	12714	Lims Sample ID:	18
Operator ID:	RN	Injection Vol:	50.0 ul
Column Type:	Luna 5u NH2 100A	Column Dia:	4.60 mm

1 Nitroguanidine, Signal: 1, Type: quant, RT: 4.25

Processing Integration Results

RT: 4.25
Response: 1477
Amount: 30.850423

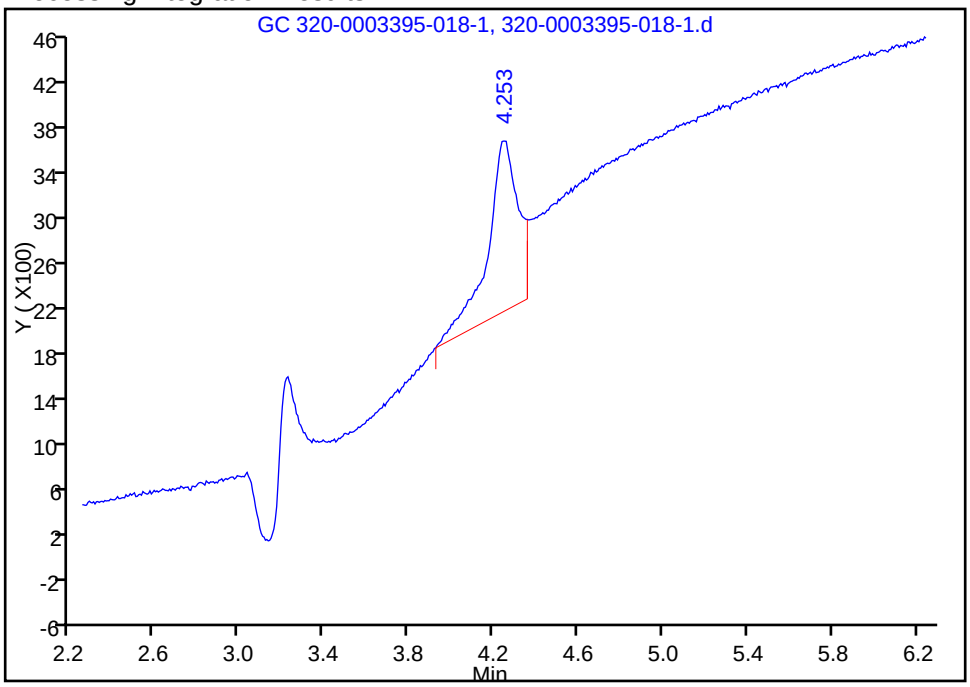

Manual Integration Results

RT: 4.25
Response: 989
Amount: 20.657460

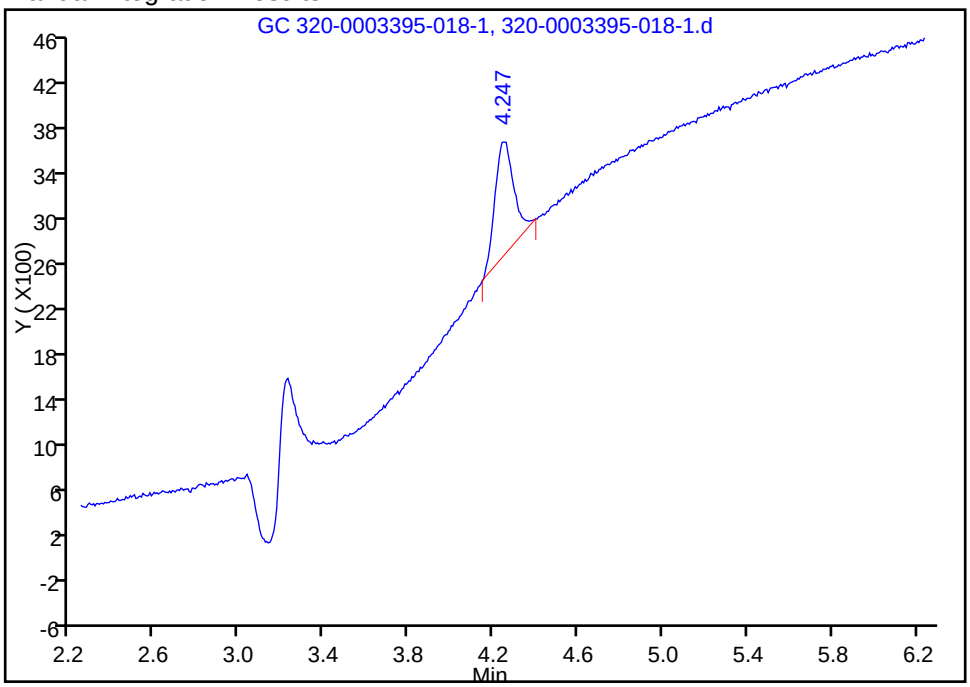

Reviewer: noonanr, 21-Mar-2013 15:15:07
Audit Action: Manually Integrated
Audit Reason: Baseline

FORM VII
HPLC/IC CONTINUING CALIBRATION DATA

Lab Name: TestAmerica Sacramento Job No.: 240-21987-1

SDG No.:

Lab Sample ID: LODV 320-12878/3 Calibration Date: 03/22/2013 14:31

Instrument ID: PDA1 Calib Start Date: 10/19/2012 15:58

GC Column: Hydro RP80A 4 ID: 4.00(mm) Calib End Date: 10/19/2012 17:37

Lab File ID: 320-0003448-003-1.d Conc. Units: ng/mL

ANALYTE	CURVE TYPE	AVE CF	CF	MIN CF	CALC AMOUNT	SPIKE AMOUNT	%D	MAX %D
Nitroguanidine	Ave	44.39	46.80		5.28	5.00	5.4	

FORM VII 8330 Modified

FORM VII
HPLC/IC CONTINUING CALIBRATION RETENTION TIME SUMMARY

Lab Name: TestAmerica Sacramento Job No.: 240-21987-1

SDG No.:

Lab Sample ID: LODV 320-12878/3 Calibration Date: 03/22/2013 14:31

Instrument ID: PDA1 Calib Start Date: 10/19/2012 15:58

GC Column: Hydro RP80A 4 ID: 4.00(mm) Calib End Date: 10/19/2012 17:37

Lab File ID: 320-0003448-003-1.d

Analyte	RT	RT WINDOW	
		FROM	TO
Nitroguanidine	4.47	4.26	4.76

Form VII 8330 Modified

TestAmerica Sacramento
Target Compound Quantitation Report

Data File:	\\SACChrom\ChromData\PDA1\20130322-3448.b\320-0003448-003-1.d		
Lims ID:	LODV Q1 2013	Client ID:	
Inject. Date:	22-Mar-2013 14:31:00	Dil. Factor:	1.0000
Sample Type:	LODV		
Sample ID:	320-0003448-003 Analysis		
Misc. Info.:	none PRIMER		
Operator:	RN	Instrument ID:	PDA1
Injection Vol:	50.0 ul	ALS Bottle#:	0
Lims Batch ID:	12878	Lims Sample ID:	3
Detector:	GC 320-0003448-003-1		

Method:	\\SACChrom\ChromData\PDA1\20130322-3448.b\NQ CONFIRMATION.m		
Last Update:	26-Mar-2013 06:20:05	Calib Date:	19-Oct-2012 17:37:00
Quant Method:	External Standard	Quant By:	Initial Calibration
Last ICal File:	\\SACChrom\ChromData\PDA1\20121019-1096.b\HPNQL7_00003001-1.d		
Limit Group:	LC 8330 Ngu ICAL		
Integrator:	Falcon		
Column Type:	Synergi 4u Hydro-RP80A	Column Dia:	4.00 mm
Process Host:	XAWRK036		

First Level Reviewer: shafern Date: 26-Mar-2013 06:18:25

RT	EXP RT	DLT RT	Response	On-Col Amt ng/ml	Flags
1 Nitroguanidine					M
4.467	4.507	-0.040	234	5.28	M

QC Flag Legend

Review Flags
M - Manually Integrated

Report Date: 26-Mar-2013 06:20:06 Chrom Revision: 2.1 18-Mar-2013 20:34:14

TestAmerica Sacramento

Data File:	\\SACChrom\ChromData\PDA1\20130322-3448.b\320-0003448-003-1.d		
Injection Date:	22-Mar-2013 14:31:00	Limit Group:	LC 8330 Ngu ICAL
Client ID:		Instrument ID:	PDA1
Lims Batch ID:	12878	Lims Sample ID:	3
Operator ID:	RN	Injection Vol:	50.0 ul
Column Type:	Synergi 4u Hydro-RP80A	Column Dia:	4.00 mm

Y Scaling:

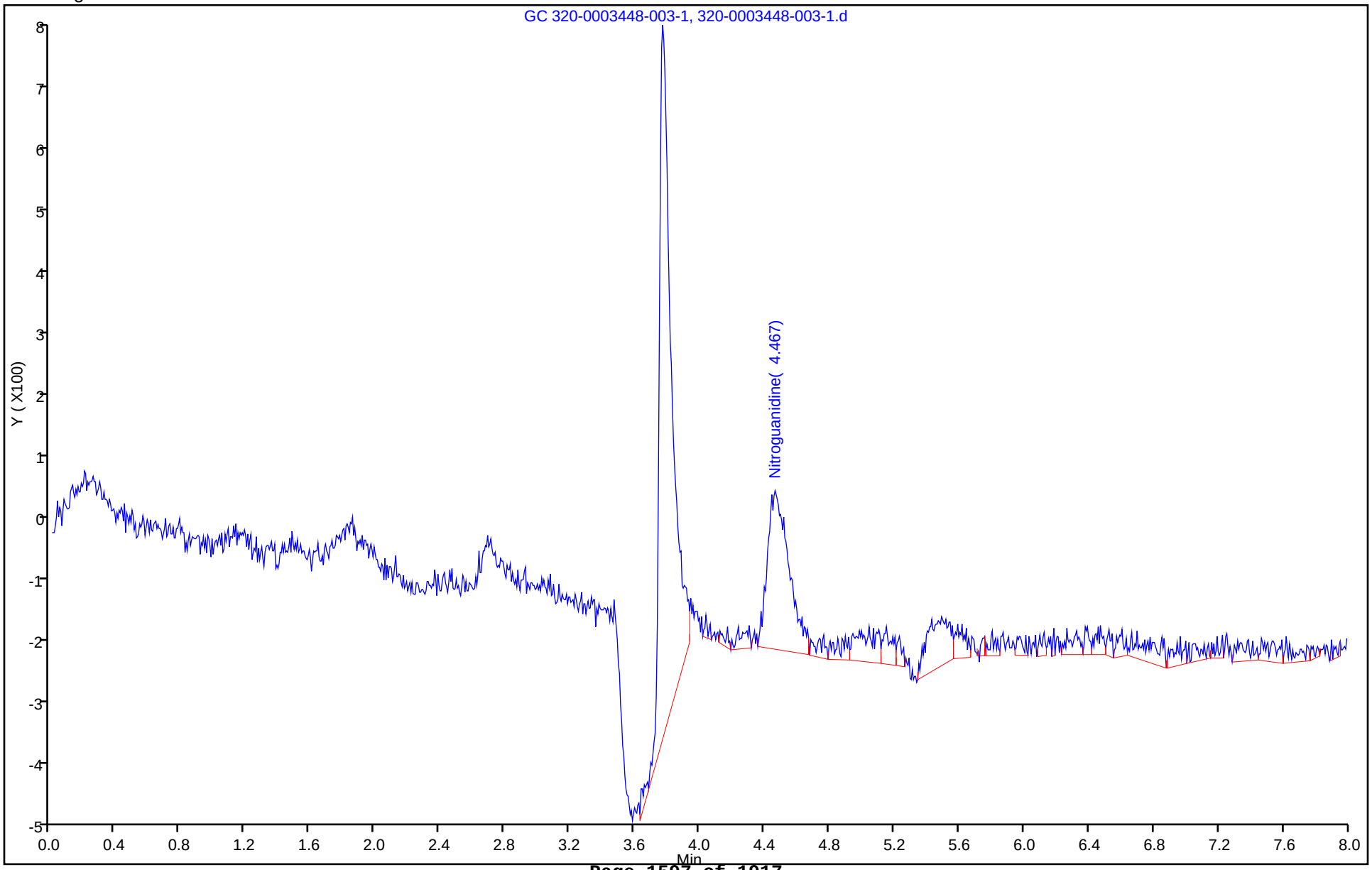

Report Date: 26-Mar-2013 06:20:06 Chrom Revision: 2.1 18-Mar-2013 20:34:14

Manual Integration/User Assign Peak Report

TestAmerica Sacramento

Data File:	\\SACChrom\ChromData\PDA1\20130322-3448.b\320-0003448-003-1.d		
Injection Date:	22-Mar-2013 14:31:00	Limit Group:	LC 8330 Ngu ICAL
Client ID:		Instrument ID:	PDA1
Lims Batch ID:	12878	Lims Sample ID:	3
Operator ID:	RN	Injection Vol:	50.0 ul
Column Type:	Synergi 4u Hydro-RP80A	Column Dia:	4.00 mm

1 Nitroguanidine, Signal: 1, Type: quant, RT: 4.51

Processing Integration Results

RT: 4.47
Response: 209
Amount: 4.718028

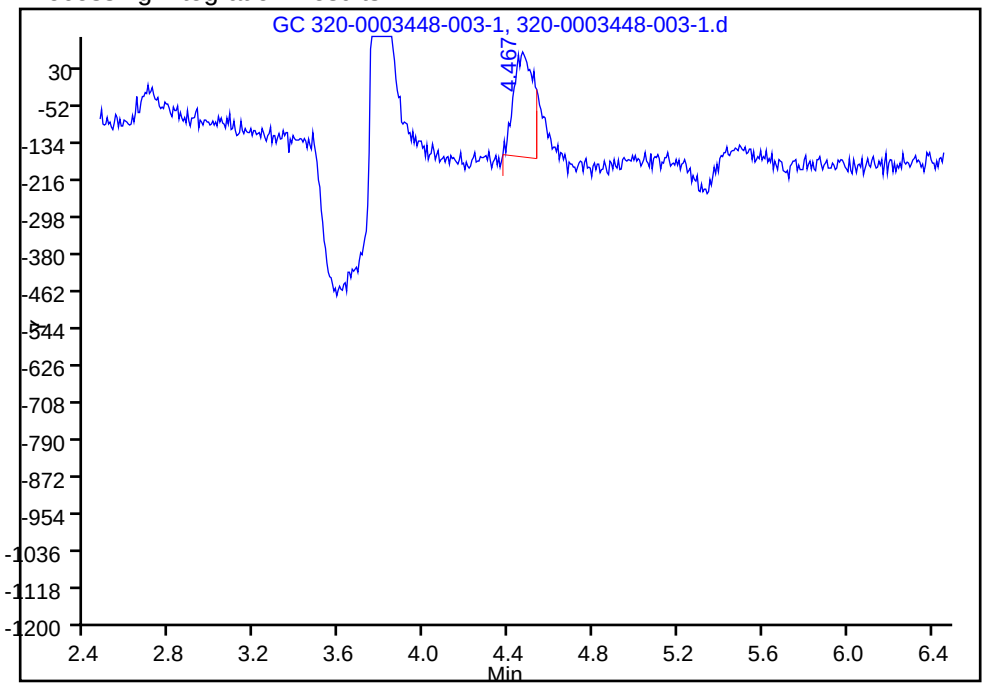

Manual Integration Results

RT: 4.47
Response: 234
Amount: 5.282386

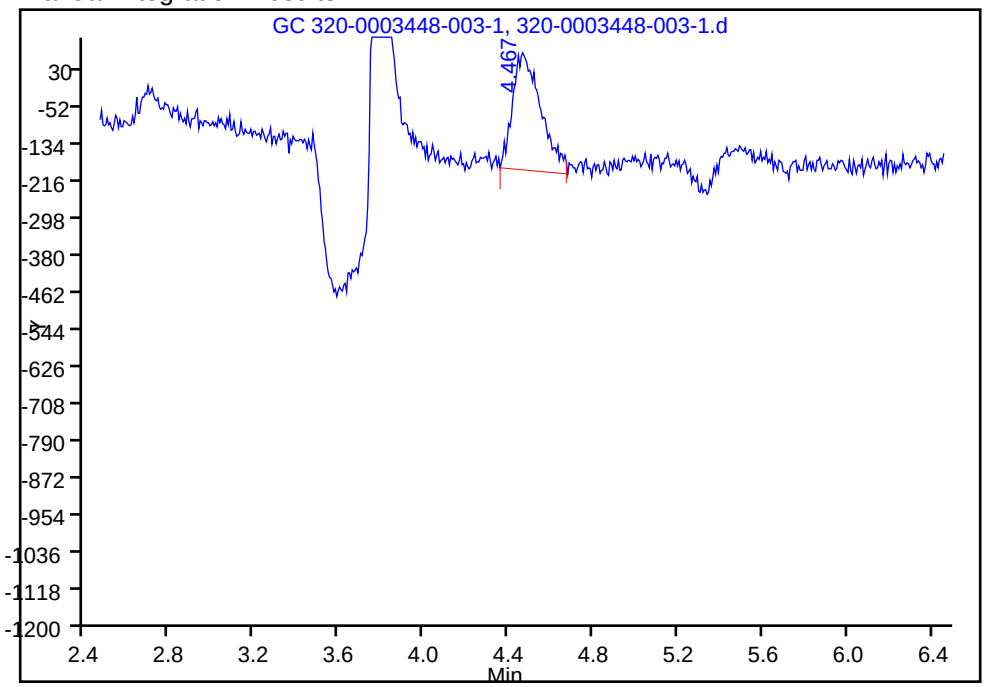

Reviewer: shafern, 26-Mar-2013 06:18:25
Audit Action: Manually Integrated
Audit Reason: Baseline

FORM VII
HPLC/IC CONTINUING CALIBRATION DATA

Lab Name: TestAmerica Sacramento Job No.: 240-21987-1

SDG No.:

Lab Sample ID: CCV 320-12878/4 Calibration Date: 03/22/2013 14:51

Instrument ID: PDA1 Calib Start Date: 10/19/2012 15:58

GC Column: Hydro RP80A 4 ID: 4.00(mm) Calib End Date: 10/19/2012 17:37

Lab File ID: 320-0003448-004-1.d Conc. Units: ng/mL

ANALYTE	CURVE TYPE	AVE CF	CF	MIN CF	CALC AMOUNT	SPIKE AMOUNT	%D	MAX %D
Nitroguanidine	Ave	44.39	43.51		196	200	-2.0	15.0

FORM VII 8330 Modified

FORM VII
HPLC/IC CONTINUING CALIBRATION RETENTION TIME SUMMARY

Lab Name: TestAmerica Sacramento Job No.: 240-21987-1

SDG No.:

Lab Sample ID: CCV 320-12878/4 Calibration Date: 03/22/2013 14:51

Instrument ID: PDA1 Calib Start Date: 10/19/2012 15:58

GC Column: Hydro RP80A 4 ID: 4.00(mm) Calib End Date: 10/19/2012 17:37

Lab File ID: 320-0003448-004-1.d

Analyte	RT	RT WINDOW	
		FROM	TO
Nitroguanidine	4.51	4.26	4.76

Form VII 8330 Modified

TestAmerica Sacramento
Target Compound Quantitation Report

Data File:	\\SACChrom\ChromData\PDA1\20130322-3448.b\320-0003448-004-1.d		
Lims ID:	CCV 05	Client ID:	
Inject. Date:	22-Mar-2013 14:51:00	Dil. Factor:	1.0000
Sample Type:	CCV		
Sample ID:	320-0003448-004 Analysis		
Misc. Info.:	none PRIMER		
Operator:	RN	Instrument ID:	PDA1
Injection Vol:	50.0 ul	ALS Bottle#:	0
Lims Batch ID:	12878	Lims Sample ID:	4
Sublist:	chrom-NQ CONFIRMATION*sub1		
Detector:	GC 320-0003448-004-1		

Method:	\\SACChrom\ChromData\PDA1\20130322-3448.b\NQ CONFIRMATION.m		
Last Update:	26-Mar-2013 06:20:05	Calib Date:	19-Oct-2012 17:37:00
Quant Method:	External Standard	Quant By:	Initial Calibration
Last ICal File:	\\SACChrom\ChromData\PDA1\20121019-1096.b\HPNQL7_00003001-1.d		
Limit Group:	LC 8330 Ngu ICAL		
Integrator:	Falcon		
Column Type:	Synergi 4u Hydro-RP80A	Column Dia:	4.00 mm
Process Host:	XAWRK036		

RT	EXP RT	DLT RT	Response	On-Col Amt ng/ml	Flags
1 Nitroguanidine					
4.507	4.507	0.0	8702	196.4	

Report Date: 26-Mar-2013 06:20:05 Chrom Revision: 2.1 18-Mar-2013 20:34:14

TestAmerica Sacramento

Data File:	\\SACChrom\ChromData\PDA1\20130322-3448.b\320-0003448-004-1.d		
Injection Date:	22-Mar-2013 14:51:00	Limit Group:	LC 8330 Ngu ICAL
Client ID:		Instrument ID:	PDA1
Lims Batch ID:	12878	Lims Sample ID:	4
Operator ID:	RN	Injection Vol:	50.0 ul
Column Type:	Synergi 4u Hydro-RP80A	Column Dia:	4.00 mm

Y Scaling:

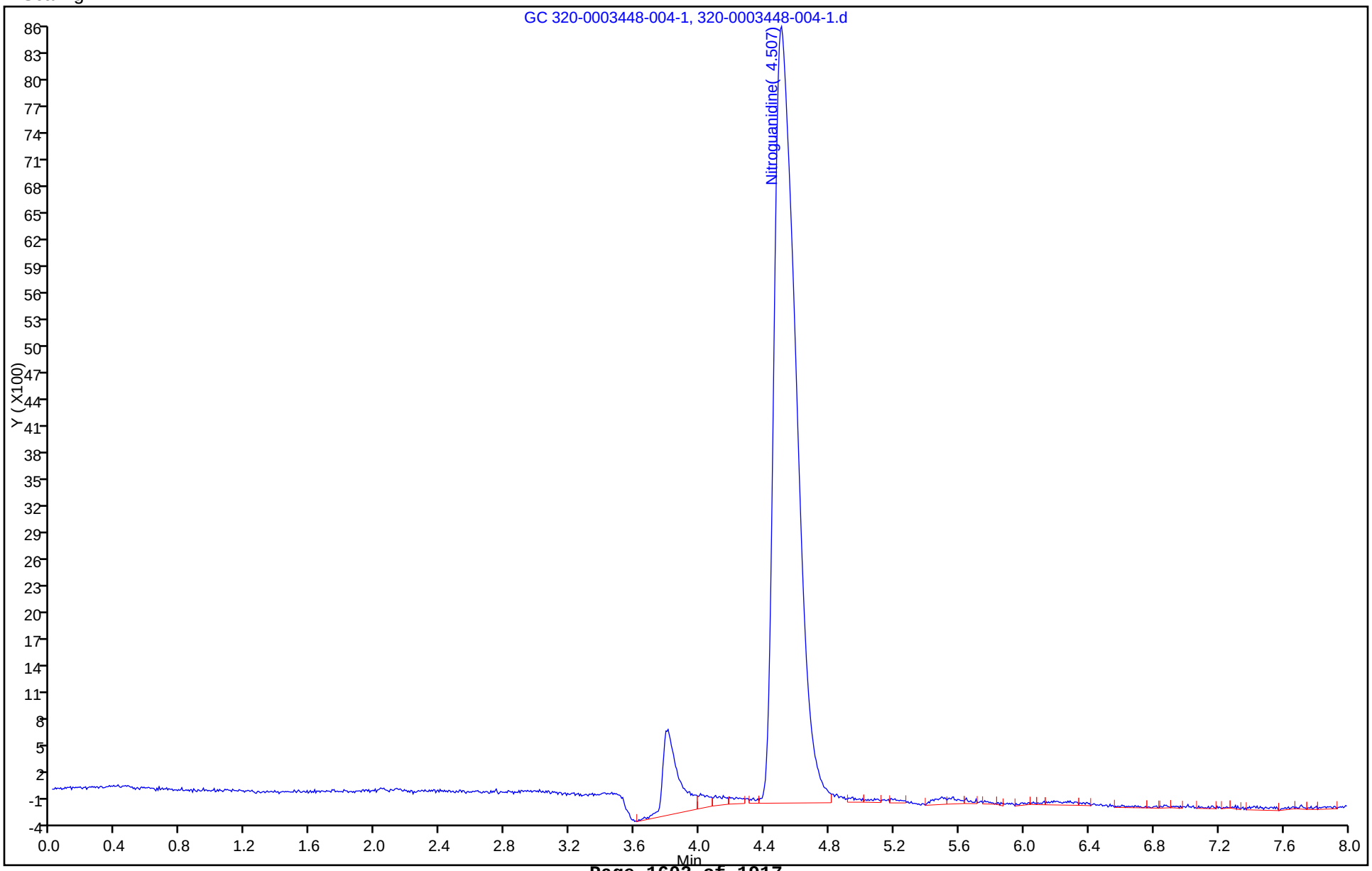

FORM VII
HPLC/IC CONTINUING CALIBRATION DATA

Lab Name: TestAmerica Sacramento Job No.: 240-21987-1

SDG No.:

Lab Sample ID: CCVL 320-12878/5 Calibration Date: 03/22/2013 15:12

Instrument ID: PDA1 Calib Start Date: 10/19/2012 15:58

GC Column: Hydro RP80A 4 ID: 4.00(mm) Calib End Date: 10/19/2012 17:37

Lab File ID: 320-0003448-005-1.d Conc. Units: ng/mL

ANALYTE	CURVE TYPE	AVE CF	CF	MIN CF	CALC AMOUNT	SPIKE AMOUNT	%D	MAX %D
Nitroguanidine	Ave	44.39	44.55		20.1	20.0	0.6	30.0

FORM VII 8330 Modified

FORM VII
HPLC/IC CONTINUING CALIBRATION RETENTION TIME SUMMARY

Lab Name: TestAmerica Sacramento Job No.: 240-21987-1

SDG No.:

Lab Sample ID: CCVL 320-12878/5 Calibration Date: 03/22/2013 15:12

Instrument ID: PDA1 Calib Start Date: 10/19/2012 15:58

GC Column: Hydro RP80A 4 ID: 4.00(mm) Calib End Date: 10/19/2012 17:37

Lab File ID: 320-0003448-005-1.d

Analyte	RT	RT WINDOW	
		FROM	TO
Nitroguanidine	4.49	4.24	4.74

Form VII 8330 Modified

TestAmerica Sacramento
Target Compound Quantitation Report

Data File:	\\SACChrom\ChromData\PDA1\20130322-3448.b\320-0003448-005-1.d		
Lims ID:	CCVL	Client ID:	
Inject. Date:	22-Mar-2013 15:12:00	Dil. Factor:	1.0000
Sample Type:	CCVL		
Sample ID:	320-0003448-005 Analysis		
Misc. Info.:	none PRIMER		
Operator:	RN	Instrument ID:	PDA1
Injection Vol:	50.0 ul	ALS Bottle#:	0
Lims Batch ID:	12878	Lims Sample ID:	5
Sublist:	chrom-NQ CONFIRMATION*sub1		
Detector:	GC 320-0003448-005-1		

Method:	\\SACChrom\ChromData\PDA1\20130322-3448.b\NQ CONFIRMATION.m		
Last Update:	26-Mar-2013 06:20:05	Calib Date:	19-Oct-2012 17:37:00
Quant Method:	External Standard	Quant By:	Initial Calibration
Last ICal File:	\\SACChrom\ChromData\PDA1\20121019-1096.b\HPNQL7_00003001-1.d		
Limit Group:	LC 8330 Ngu ICAL		
Integrator:	Falcon		
Column Type:	Synergi 4u Hydro-RP80A	Column Dia:	4.00 mm
Process Host:	XAWRK036		

First Level Reviewer: shafern Date: 26-Mar-2013 06:18:53

RT	EXP RT	DLT RT	Response	On-Col Amt ng/ml	Flags
1 Nitroguanidine					M
4.493	4.493	0.0	891	20.1	M

QC Flag Legend

Review Flags
M - Manually Integrated

Report Date: 26-Mar-2013 06:20:05 Chrom Revision: 2.1 18-Mar-2013 20:34:14

TestAmerica Sacramento

Data File:	\\SACChrom\ChromData\PDA1\20130322-3448.b\320-0003448-005-1.d		
Injection Date:	22-Mar-2013 15:12:00	Limit Group:	LC 8330 Ngu ICAL
Client ID:		Instrument ID:	PDA1
Lims Batch ID:	12878	Lims Sample ID:	5
Operator ID:	RN	Injection Vol:	50.0 ul
Column Type:	Synergi 4u Hydro-RP80A	Column Dia:	4.00 mm

Y Scaling:

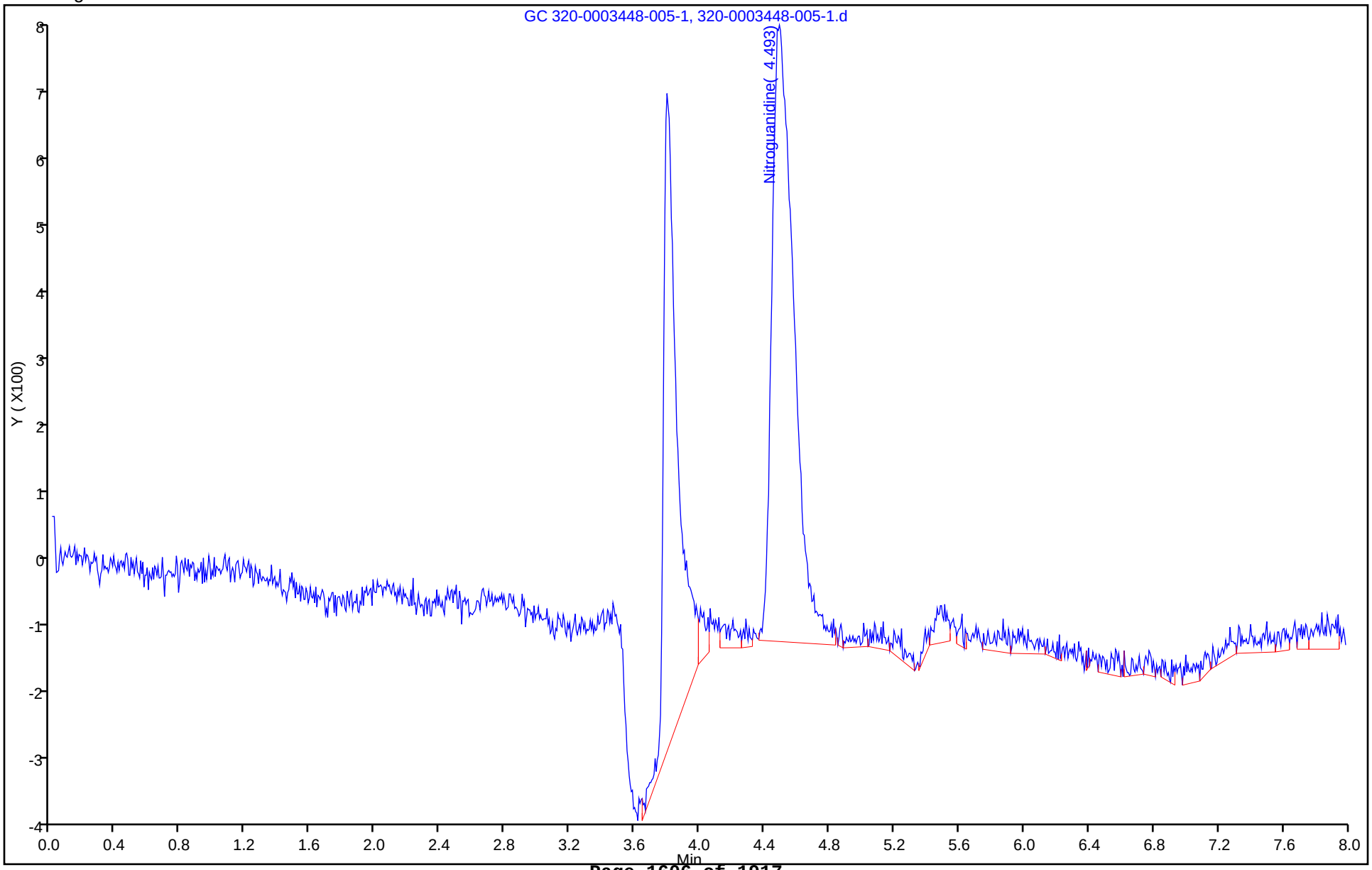

Report Date: 26-Mar-2013 06:20:05 Chrom Revision: 2.1 18-Mar-2013 20:34:14

Manual Integration/User Assign Peak Report

TestAmerica Sacramento

Data File:	\\SACChrom\ChromData\PDA1\20130322-3448.b\320-0003448-005-1.d		
Injection Date:	22-Mar-2013 15:12:00	Limit Group:	LC 8330 Ngu ICAL
Client ID:		Instrument ID:	PDA1
Lims Batch ID:	12878	Lims Sample ID:	5
Operator ID:	RN	Injection Vol:	50.0 ul
Column Type:	Synergi 4u Hydro-RP80A	Column Dia:	4.00 mm

1 Nitroguanidine, Signal: 1, Type: quant, RT: 4.49

Processing Integration Results

RT: 4.49
Response: 897
Amount: 20.249145

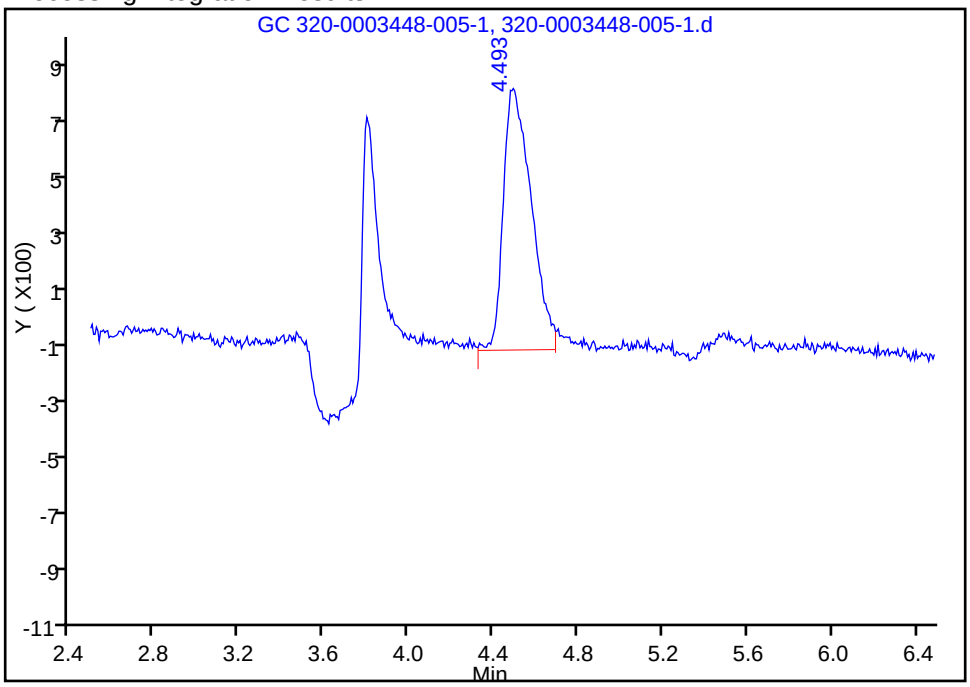

Manual Integration Results

RT: 4.49
Response: 891
Amount: 20.113699

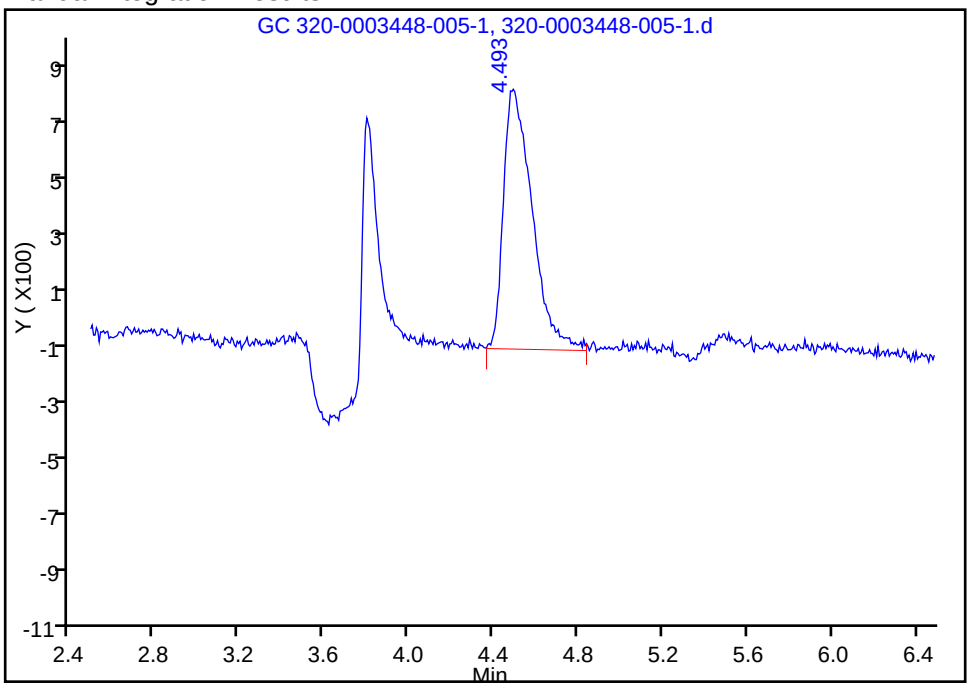

Reviewer: shafern, 26-Mar-2013 06:18:53
Audit Action: Manually Integrated
Audit Reason: Baseline

FORM VII
HPLC/IC CONTINUING CALIBRATION DATA

Lab Name: TestAmerica Sacramento Job No.: 240-21987-1

SDG No.:

Lab Sample ID: CCV 320-12878/8 Calibration Date: 03/22/2013 16:13

Instrument ID: PDA1 Calib Start Date: 10/19/2012 15:58

GC Column: Hydro RP80A 4 ID: 4.00(mm) Calib End Date: 10/19/2012 17:37

Lab File ID: 320-0003448-008-1.d Conc. Units: ng/mL

ANALYTE	CURVE TYPE	AVE CF	CF	MIN CF	CALC AMOUNT	SPIKE AMOUNT	%D	MAX %D
Nitroguanidine	Ave	44.39	43.29		97.7	100	-2.5	15.0

FORM VII 8330 Modified

FORM VII
HPLC/IC CONTINUING CALIBRATION RETENTION TIME SUMMARY

Lab Name: TestAmerica Sacramento Job No.: 240-21987-1

SDG No.:

Lab Sample ID: CCV 320-12878/8 Calibration Date: 03/22/2013 16:13

Instrument ID: PDA1 Calib Start Date: 10/19/2012 15:58

GC Column: Hydro RP80A 4 ID: 4.00(mm) Calib End Date: 10/19/2012 17:37

Lab File ID: 320-0003448-008-1.d

Analyte	RT	RT WINDOW	
		FROM	TO
Nitroguanidine	4.46	4.21	4.71

Form VII 8330 Modified

TestAmerica Sacramento
Target Compound Quantitation Report

Data File:	\\SACChrom\ChromData\PDA1\20130322-3448.b\320-0003448-008-1.d		
Lims ID:	CCV 04	Client ID:	
Inject. Date:	22-Mar-2013 16:13:00	Dil. Factor:	1.0000
Sample Type:	CCV		
Sample ID:	320-0003448-008 Analysis		
Misc. Info.:	none LCS 320-4385/2-A		
Operator:	RN	Instrument ID:	PDA1
Injection Vol:	50.0 ul	ALS Bottle#:	0
Lims Batch ID:	12878	Lims Sample ID:	8
Sublist:	chrom-NQ CONFIRMATION*sub1		
Detector:	GC 320-0003448-008-1		

Method:	\\SACChrom\ChromData\PDA1\20130322-3448.b\NQ CONFIRMATION.m		
Last Update:	26-Mar-2013 06:20:03	Calib Date:	19-Oct-2012 17:37:00
Quant Method:	External Standard	Quant By:	Initial Calibration
Last ICal File:	\\SACChrom\ChromData\PDA1\20121019-1096.b\HPNQL7_00003001-1.d		
Limit Group:	LC 8330 Ngu ICAL		
Integrator:	Falcon		
Column Type:	Synergi 4u Hydro-RP80A	Column Dia:	4.00 mm
Process Host:	XAWRK036		

RT	EXP RT	DLT RT	Response	On-Col Amt ng/ml	Flags
1 Nitroguanidine					
4.460	4.460	0.0	4329	97.7	

Report Date: 26-Mar-2013 06:20:03 Chrom Revision: 2.1 18-Mar-2013 20:34:14

TestAmerica Sacramento

Data File:	\\SACChrom\ChromData\PDA1\20130322-3448.b\320-0003448-008-1.d		
Injection Date:	22-Mar-2013 16:13:00	Limit Group:	LC 8330 Ngu ICAL
Client ID:		Instrument ID:	PDA1
Lims Batch ID:	12878	Lims Sample ID:	8
Operator ID:	RN	Injection Vol:	50.0 ul
Column Type:	Synergi 4u Hydro-RP80A	Column Dia:	4.00 mm

Y Scaling:

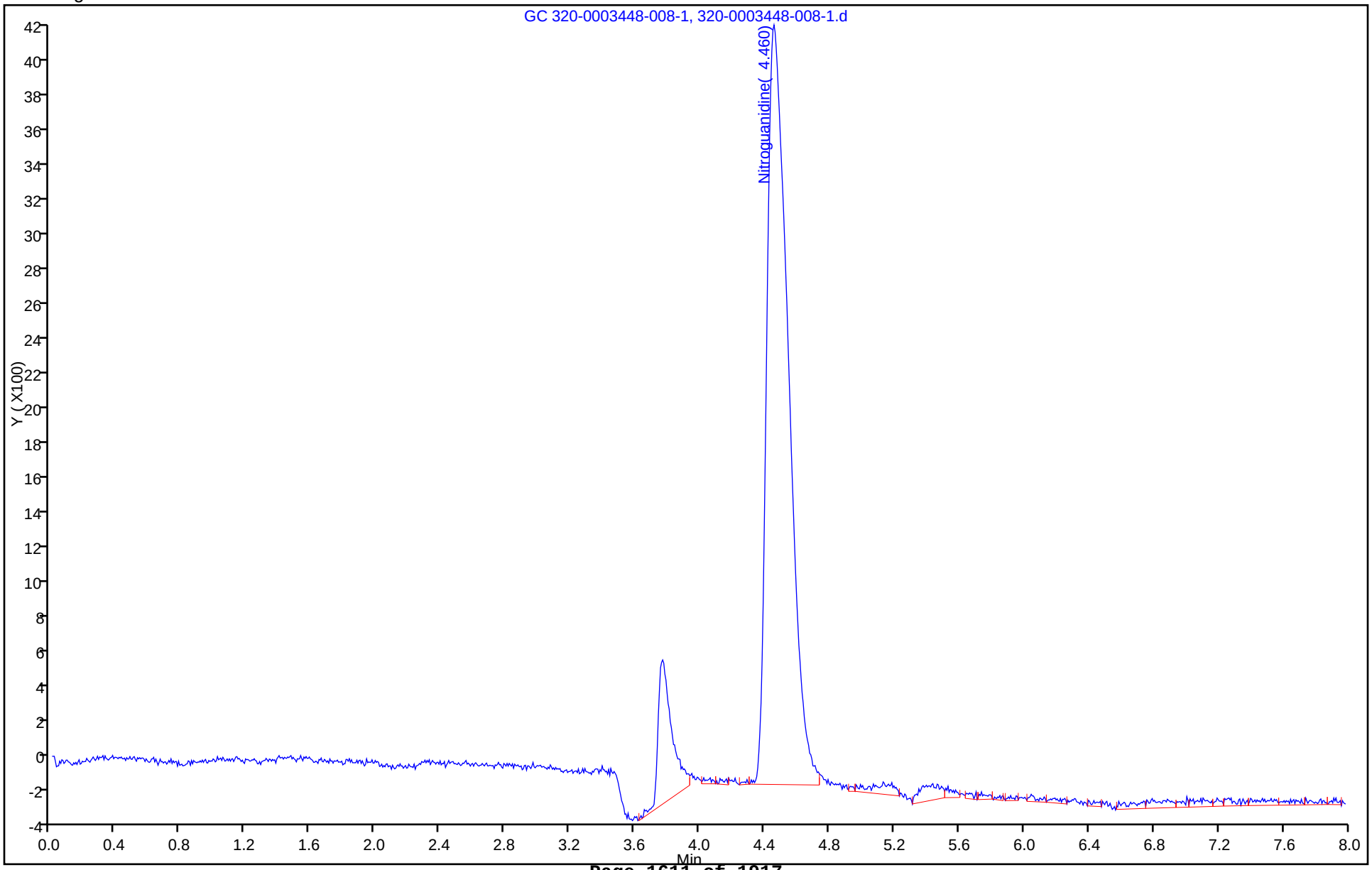

FORM VII
HPLC/IC CONTINUING CALIBRATION DATA

Lab Name: TestAmerica Sacramento Job No.: 240-21987-1

SDG No.:

Lab Sample ID: CCVL 320-12878/9 Calibration Date: 03/22/2013 16:33

Instrument ID: PDA1 Calib Start Date: 10/19/2012 15:58

GC Column: Hydro RP80A 4 ID: 4.00(mm) Calib End Date: 10/19/2012 17:37

Lab File ID: 320-0003448-009-1.d Conc. Units: ng/mL

ANALYTE	CURVE TYPE	AVE CF	CF	MIN CF	CALC AMOUNT	SPIKE AMOUNT	%D	MAX %D
Nitroguanidine	Ave	44.39	44.60		20.1	20.0	0.7	30.0

FORM VII 8330 Modified

FORM VII
HPLC/IC CONTINUING CALIBRATION RETENTION TIME SUMMARY

Lab Name: TestAmerica Sacramento Job No.: 240-21987-1

SDG No.:

Lab Sample ID: CCVL 320-12878/9 Calibration Date: 03/22/2013 16:33

Instrument ID: PDA1 Calib Start Date: 10/19/2012 15:58

GC Column: Hydro RP80A 4 ID: 4.00(mm) Calib End Date: 10/19/2012 17:37

Lab File ID: 320-0003448-009-1.d

Analyte	RT	RT WINDOW	
		FROM	TO
Nitroguanidine	4.47	4.22	4.72

Form VII 8330 Modified

TestAmerica Sacramento
Target Compound Quantitation Report

Data File:	\\SACChrom\ChromData\PDA1\20130322-3448.b\320-0003448-009-1.d		
Lims ID:	CCVL	Client ID:	
Inject. Date:	22-Mar-2013 16:33:00	Dil. Factor:	1.0000
Sample Type:	CCVL		
Sample ID:	320-0003448-009 Analysis		
Misc. Info.:	none LCS 320-4385/2-A		
Operator:	RN	Instrument ID:	PDA1
Injection Vol:	50.0 ul	ALS Bottle#:	0
Lims Batch ID:	12878	Lims Sample ID:	9
Sublist:	chrom-NQ CONFIRMATION*sub1		
Detector:	GC 320-0003448-009-1		

Method:	\\SACChrom\ChromData\PDA1\20130322-3448.b\NQ CONFIRMATION.m		
Last Update:	26-Mar-2013 06:20:03	Calib Date:	19-Oct-2012 17:37:00
Quant Method:	External Standard	Quant By:	Initial Calibration
Last ICal File:	\\SACChrom\ChromData\PDA1\20121019-1096.b\HPNQL7_00003001-1.d		
Limit Group:	LC 8330 Ngu ICAL		
Integrator:	Falcon		
Column Type:	Synergi 4u Hydro-RP80A	Column Dia:	4.00 mm
Process Host:	XAWRK036		

First Level Reviewer: shafern Date: 26-Mar-2013 06:20:03

RT	EXP RT	DLT RT	Response	On-Col Amt ng/ml	Flags
1 Nitroguanidine					
4.473	4.473	0.0	892	20.1	

Report Date: 26-Mar-2013 06:20:03 Chrom Revision: 2.1 18-Mar-2013 20:34:14

TestAmerica Sacramento

Data File:	\\SACChrom\ChromData\PDA1\20130322-3448.b\320-0003448-009-1.d		
Injection Date:	22-Mar-2013 16:33:00	Limit Group:	LC 8330 Ngu ICAL
Client ID:		Instrument ID:	PDA1
Lims Batch ID:	12878	Lims Sample ID:	9
Operator ID:	RN	Injection Vol:	50.0 ul
Column Type:	Synergi 4u Hydro-RP80A	Column Dia:	4.00 mm

Y Scaling:

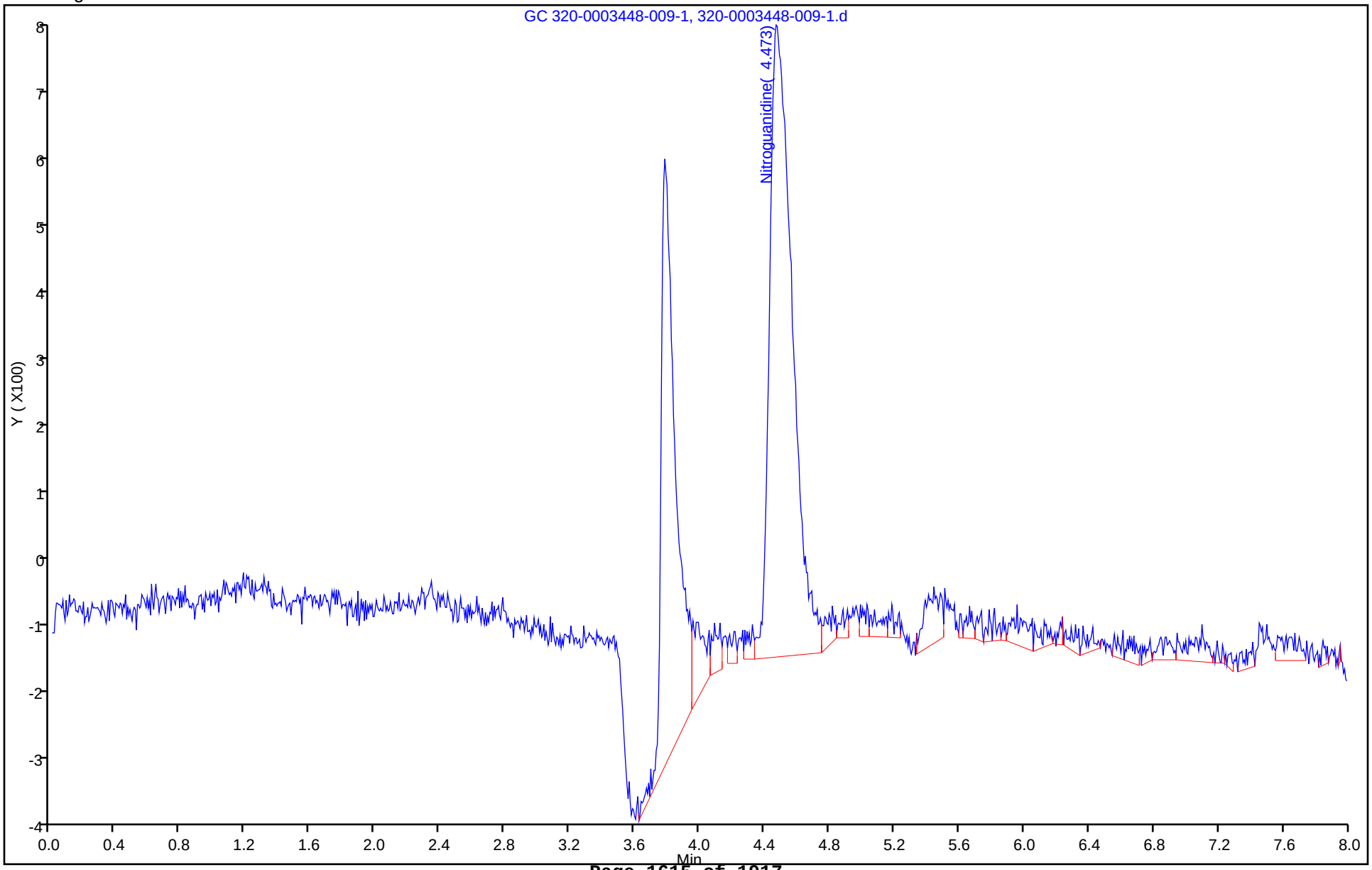

FORM I
HPLC/IC ORGANICS ANALYSIS DATA SHEET

Lab Name: TestAmerica Sacramento
Job No.: 240-21987-1
SDG No.:
Client Sample ID:
Lab Sample ID: MB 320-12568/1-A
Matrix: Water
Lab File ID: 320-0003395-013-1.d
Analysis Method: 8330 Modified
Date Collected:
Extraction Method: Filtration
Date Extracted: 03/19/2013 14:18
Sample wt/vol: 10(mL)
Date Analyzed: 03/21/2013 13:01
Con. Extract Vol.: 10(mL)
Dilution Factor: 1
Injection Volume: 50(uL)
GC Column: Luna NH2 ID: 4.6(mm)
% Moisture:
GPC Cleanup:(Y/N) N
Analysis Batch No.: 12714
Units: ug/L

CAS NO.	COMPOUND NAME	RESULT	Q	LOQ	LOD	DL
556-88-7	Nitroguanidine	6.0	U	20	6.0	2.4

TestAmerica Sacramento
Target Compound Quantitation Report

Data File:	\\SACChrom\ChromData\PDA1\20130321-3395.b\320-0003395-013-1.d		
Lims ID:	MB 320-12568/1-A	Client ID:	
Inject. Date:	21-Mar-2013 13:01:00	Dil. Factor:	1.0000
Sample Type:	MB		
Sample ID:	320-0003395-006 Analysis		
Misc. Info.:	none MB 320-4385/1-A		
Operator:	RN	Instrument ID:	PDA1
Injection Vol:	50.0 ul	ALS Bottle#:	0
Lims Batch ID:	12714	Lims Sample ID:	13
Detector:	GC 320-0003395-013-1		

Method:	\\SACChrom\ChromData\PDA1\20130321-3395.b\NGu Primary.m		
Last Update:	21-Mar-2013 13:53:28	Calib Date:	14-Feb-2013 12:56:00
Quant Method:	External Standard	Quant By:	Initial Calibration
Last ICal File:	\\SACChrom\ChromData\PDA1\20130214-2806.b\320-0002806-011-1.d		
Limit Group:	LC 8330 Ngu ICAL		
Integrator:	Falcon		
Column Type:	Luna 5u NH2 100A	Column Dia:	4.60 mm
Process Host:	XAWRK014		

First Level Reviewer: noonanr Date: 21-Mar-2013 13:48:33

RT	EXP RT	DLT RT	Response	On-Col Amt ng/ml	Flags

Report Date: 21-Mar-2013 13:54:14 Chrom Revision: 2.1 18-Mar-2013 20:34:14

TestAmerica Sacramento

Data File:	\\SACChrom\ChromData\PDA1\20130321-3395.b\320-0003395-013-1.d		
Injection Date:	21-Mar-2013 13:01:00	Limit Group:	LC 8330 Ngu ICAL
Client ID:		Instrument ID:	PDA1
Lims Batch ID:	12714	Lims Sample ID:	13
Operator ID:	RN	Injection Vol:	50.0 ul
Column Type:	Luna 5u NH2 100A	Column Dia:	4.60 mm

Y Scaling:

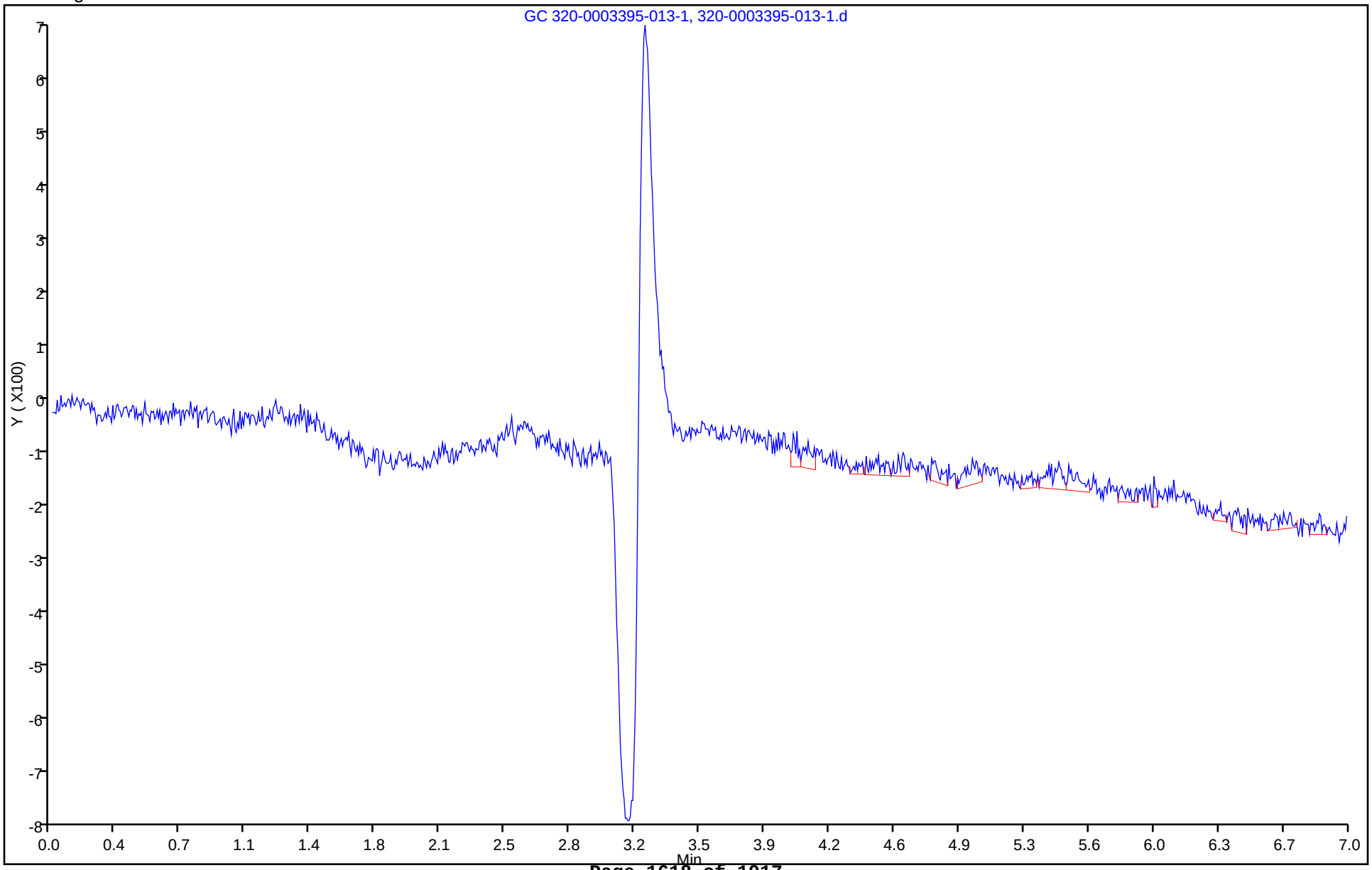

FORM I
HPLC/IC ORGANICS ANALYSIS DATA SHEET

Lab Name: TestAmerica Sacramento
Job No.: 240-21987-1
SDG No.:
Client Sample ID:
Lab Sample ID: MB 320-12568/1-A
Matrix: Water
Lab File ID: 320-0003448-006-1.d
Analysis Method: 8330 Modified
Date Collected:
Extraction Method: Filtration
Date Extracted: 03/19/2013 14:18
Sample wt/vol: 10(mL)
Date Analyzed: 03/22/2013 15:32
Con. Extract Vol.: 10(mL)
Dilution Factor: 1
Injection Volume: 50(uL)
GC Column: ID:
% Moisture:
GPC Cleanup:(Y/N) N
Analysis Batch No.: 12878
Units: ug/L

CAS NO.	COMPOUND NAME	RESULT	Q	LOQ	LOD	DL
556-88-7	Nitroguanidine	6.0	U	20	6.0	2.4

TestAmerica Sacramento
Target Compound Quantitation Report

Data File:	\\SACChrom\ChromData\PDA1\20130322-3448.b\320-0003448-006-1.d		
Lims ID:	MB 320-12568/1-A	Client ID:	
Inject. Date:	22-Mar-2013 15:32:00	Dil. Factor:	1.0000
Sample Type:	MB		
Sample ID:	320-0003448-006 Analysis		
Misc. Info.:	none MB 320-4385/1-A		
Operator:	RN	Instrument ID:	PDA1
Injection Vol:	50.0 ul	ALS Bottle#:	0
Lims Batch ID:	12878	Lims Sample ID:	6
Detector:	GC 320-0003448-006-1		
Method:	\\SACChrom\ChromData\PDA1\20130322-3448.b\NQ CONFIRMATION.m		
Last Update:	26-Mar-2013 06:20:03	Calib Date:	19-Oct-2012 17:37:00
Quant Method:	External Standard	Quant By:	Initial Calibration
Last ICal File:	\\SACChrom\ChromData\PDA1\20121019-1096.b\HPNQL7_00003001-1.d		
Limit Group:	LC 8330 Ngu ICAL		
Integrator:	Falcon		
Column Type:	Synergi 4u Hydro-RP80A	Column Dia:	4.00 mm
Process Host:	XAWRK036		

First Level Reviewer: shafern Date: 26-Mar-2013 06:19:00

RT	EXP RT	DLT RT	Response	On-Col Amt ng/ml	Flags

Report Date: 26-Mar-2013 06:20:04 Chrom Revision: 2.1 18-Mar-2013 20:34:14

TestAmerica Sacramento

Data File:	\\SACChrom\ChromData\PDA1\20130322-3448.b\320-0003448-006-1.d		
Injection Date:	22-Mar-2013 15:32:00	Limit Group:	LC 8330 Ngu ICAL
Client ID:		Instrument ID:	PDA1
Lims Batch ID:	12878	Lims Sample ID:	6
Operator ID:	RN	Injection Vol:	50.0 ul
Column Type:	Synergi 4u Hydro-RP80A	Column Dia:	4.00 mm

Y Scaling:

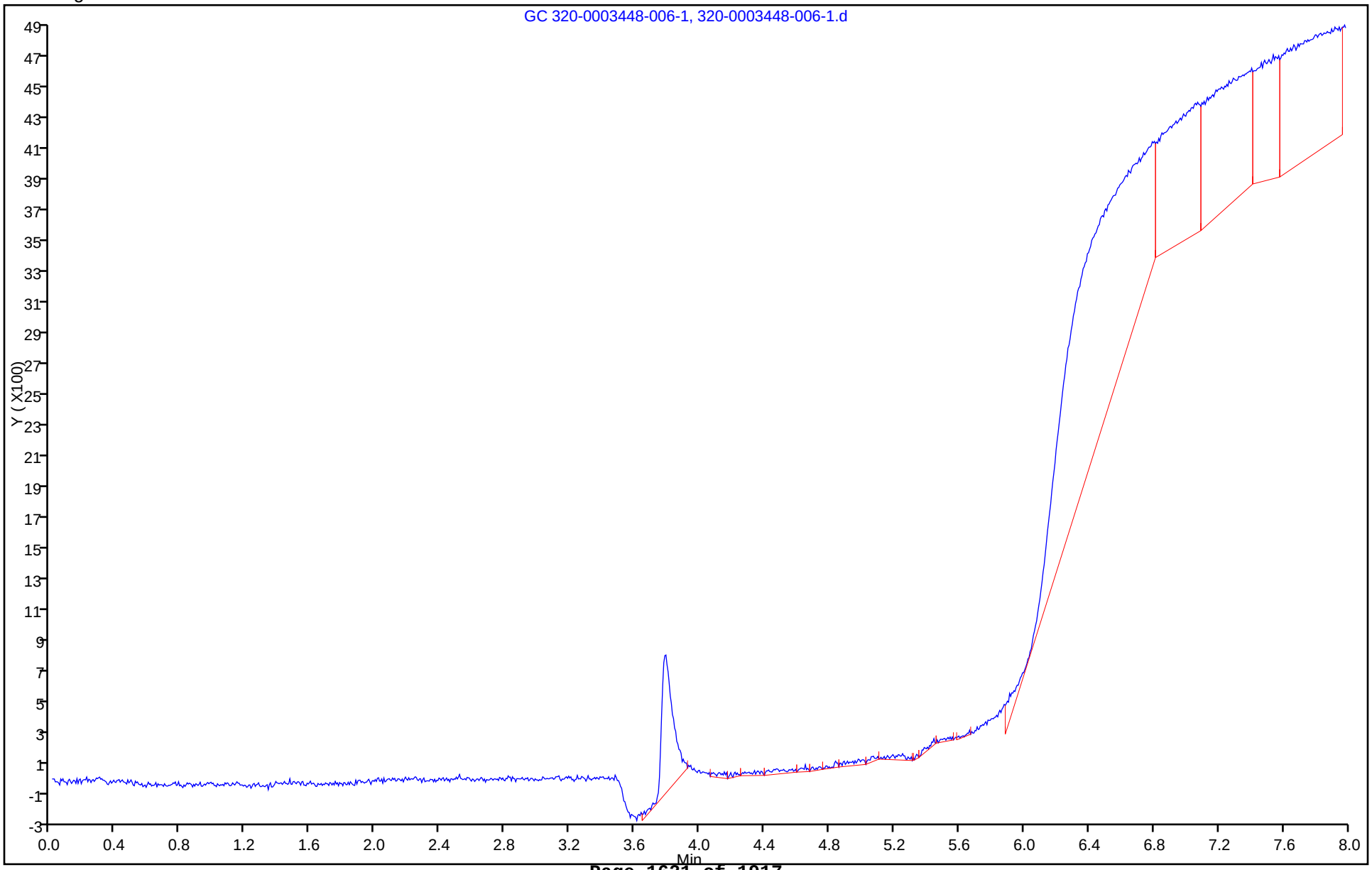

FORM I
HPLC/IC ORGANICS ANALYSIS DATA SHEET

Lab Name: TestAmerica Sacramento
Job No.: 240-21987-1
SDG No.:
Client Sample ID:
Lab Sample ID: LCS 320-12568/2-A
Matrix: Water
Lab File ID: 320-0003395-014-1.d
Analysis Method: 8330 Modified
Date Collected:
Extraction Method: Filtration
Date Extracted: 03/19/2013 14:18
Sample wt/vol: 10(mL)
Date Analyzed: 03/21/2013 13:16
Con. Extract Vol.: 10(mL)
Dilution Factor: 1
Injection Volume: 50(uL)
GC Column: Luna NH2 ID: 4.6(mm)
% Moisture:
GPC Cleanup:(Y/N) N
Analysis Batch No.: 12714
Units: ug/L

CAS NO.	COMPOUND NAME	RESULT	Q	LOQ	LOD	DL
556-88-7	Nitroguanidine	250		20	6.0	2.4

TestAmerica Sacramento
Target Compound Quantitation Report

Data File:	\\SACChrom\ChromData\PDA1\20130321-3395.b\320-0003395-014-1.d		
Lims ID:	LCS 320-12568/2-A	Client ID:	
Inject. Date:	21-Mar-2013 13:16:00	Dil. Factor:	1.0000
Sample Type:	LCS		
Sample ID:	320-0003395-007 Analysis		
Misc. Info.:	none LCS 320-4385/2-A		
Operator:	RN	Instrument ID:	PDA1
Injection Vol:	50.0 ul	ALS Bottle#:	0
Lims Batch ID:	12714	Lims Sample ID:	14
Detector:	GC 320-0003395-014-1		

Method:	\\SACChrom\ChromData\PDA1\20130321-3395.b\NGu Primary.m		
Last Update:	21-Mar-2013 13:53:28	Calib Date:	14-Feb-2013 12:56:00
Quant Method:	External Standard	Quant By:	Initial Calibration
Last ICal File:	\\SACChrom\ChromData\PDA1\20130214-2806.b\320-0002806-011-1.d		
Limit Group:	LC 8330 Ngu ICAL		
Integrator:	Falcon		
Column Type:	Luna 5u NH2 100A	Column Dia:	4.60 mm
Process Host:	XAWRK014		

First Level Reviewer: noonanr Date: 21-Mar-2013 13:53:28

RT	EXP RT	DLT RT	Response	On-Col Amt ng/ml	Flags
1 Nitroguanidine					
4.240	4.273	-0.033	11967	250.0	

Report Date: 21-Mar-2013 13:54:14 Chrom Revision: 2.1 18-Mar-2013 20:34:14

TestAmerica Sacramento

Data File:	\\SACChrom\ChromData\PDA1\20130321-3395.b\320-0003395-014-1.d		
Injection Date:	21-Mar-2013 13:16:00	Limit Group:	LC 8330 Ngu ICAL
Client ID:		Instrument ID:	PDA1
Lims Batch ID:	12714	Lims Sample ID:	14
Operator ID:	RN	Injection Vol:	50.0 ul
Column Type:	Luna 5u NH2 100A	Column Dia:	4.60 mm

Y Scaling:

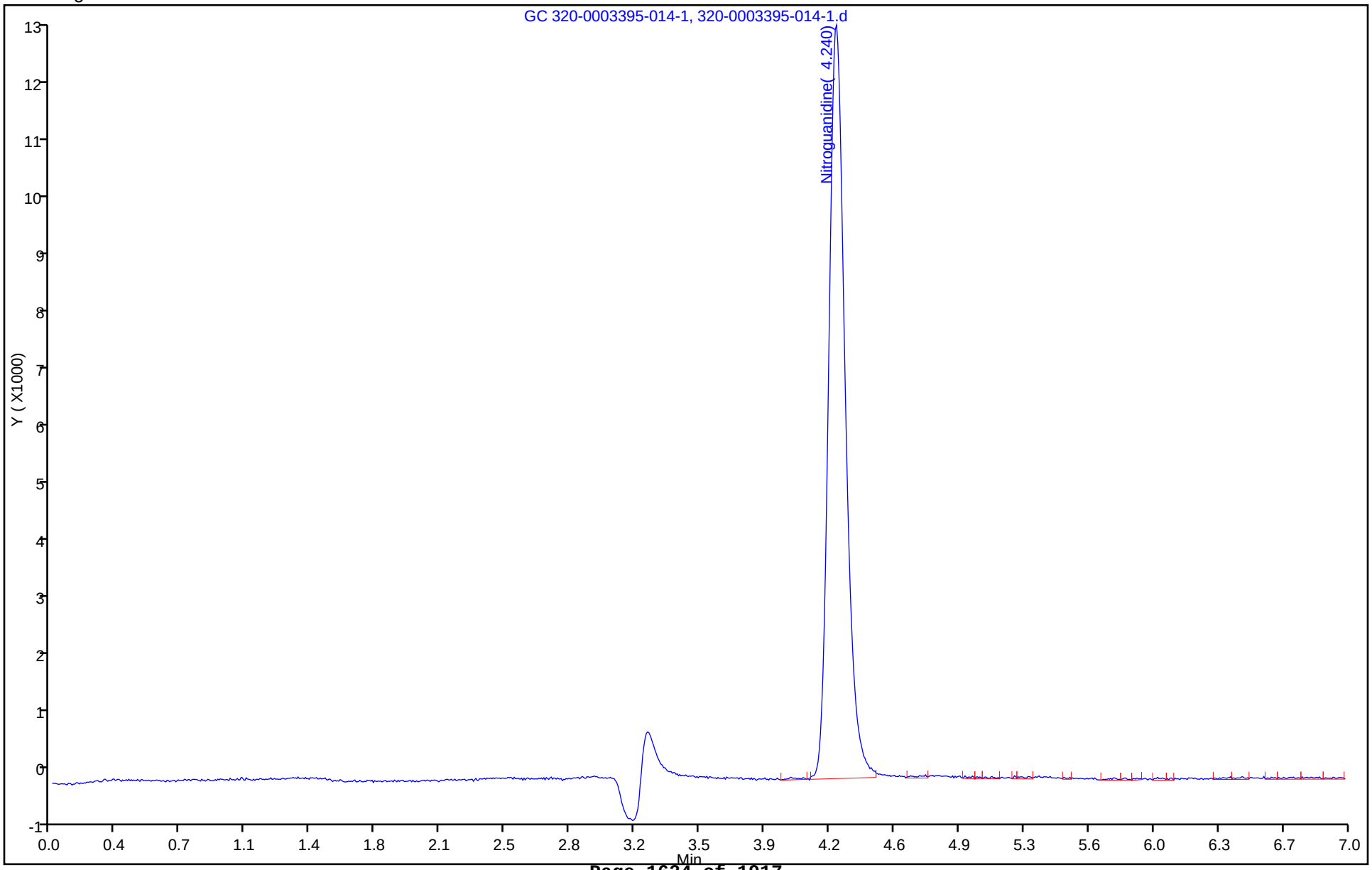

FORM I
HPLC/IC ORGANICS ANALYSIS DATA SHEET

Lab Name: TestAmerica Sacramento
Job No.: 240-21987-1
SDG No.:
Client Sample ID: 079-0007-0001-SOURCEWATER
Lab Sample ID: 240-21987-1 MS
Matrix: Water
Lab File ID: 320-0003395-016-1.d
Analysis Method: 8330 Modified
Date Collected: 03/14/2013 12:00
Extraction Method: Filtration
Date Extracted: 03/19/2013 14:18
Sample wt/vol: 10(mL)
Date Analyzed: 03/21/2013 13:45
Con. Extract Vol.: 10(mL)
Dilution Factor: 1
Injection Volume: 50(uL)
GC Column: Luna NH2 ID: 4.6(mm)
% Moisture:
GPC Cleanup:(Y/N) N
Analysis Batch No.: 12714
Units: ug/L

CAS NO.	COMPOUND NAME	RESULT	Q	LOQ	LOD	DL
556-88-7	Nitroguanidine	268		20	6.0	2.4

TestAmerica Sacramento
Target Compound Quantitation Report

Data File:	\\SACChrom\ChromData\PDA1\20130321-3395.b\320-0003395-016-1.d		
Lims ID:	240-21987-Q-1-C MS	Client ID:	
Inject. Date:	21-Mar-2013 13:45:00	Dil. Factor:	1.0000
Sample Type:	MS		
Sample ID:	320-0003395-009 Analysis		
Misc. Info.:	none LCS 320-4385/2-A		
Operator:	RN	Instrument ID:	PDA1
Injection Vol:	50.0 ul	ALS Bottle#:	0
Lims Batch ID:	12714	Lims Sample ID:	16
Detector:	GC 320-0003395-016-1		

Method:	\\SACChrom\ChromData\PDA1\20130321-3395.b\NGu Primary.m		
Last Update:	21-Mar-2013 14:54:36	Calib Date:	14-Feb-2013 12:56:00
Quant Method:	External Standard	Quant By:	Initial Calibration
Last ICal File:	\\SACChrom\ChromData\PDA1\20130214-2806.b\320-0002806-011-1.d		
Limit Group:	LC 8330 Ngu ICAL		
Integrator:	Falcon		
Column Type:	Luna 5u NH2 100A	Column Dia:	4.60 mm
Process Host:	XAWRK014		

First Level Reviewer: noonanr Date: 21-Mar-2013 13:55:00

RT	EXP RT	DLT RT	Response	On-Col Amt ng/ml	Flags
1 Nitroguanidine					
4.227	4.273	-0.046	12807	267.5	

Report Date: 21-Mar-2013 13:55:00 Chrom Revision: 2.1 18-Mar-2013 20:34:14

TestAmerica Sacramento

Data File:	\\SACChrom\ChromData\PDA1\20130321-3395.b\320-0003395-016-1.d		
Injection Date:	21-Mar-2013 13:45:00	Limit Group:	LC 8330 Ngu ICAL
Client ID:		Instrument ID:	PDA1
Lims Batch ID:	12714	Lims Sample ID:	16
Operator ID:	RN	Injection Vol:	50.0 ul
Column Type:	Luna 5u NH2 100A	Column Dia:	4.60 mm

Y Scaling:

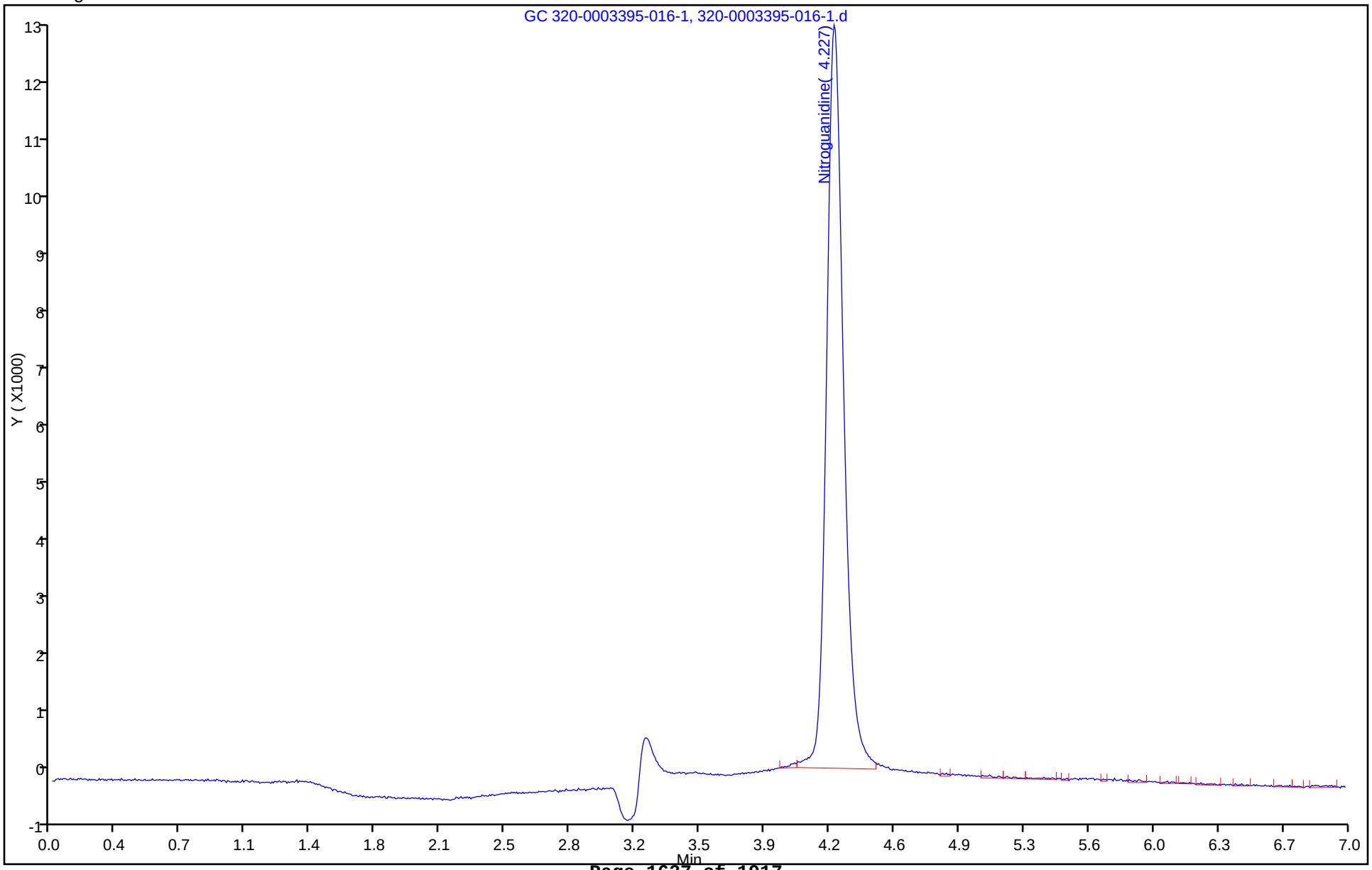

FORM I
HPLC/IC ORGANICS ANALYSIS DATA SHEET

Lab Name: TestAmerica Sacramento
Job No.: 240-21987-1
SDG No.:
Client Sample ID: 079-0007-0001-SOURCEWATER
Lab Sample ID: 240-21987-1 MSD
Matrix: Water
Lab File ID: 320-0003395-017-1.d
Analysis Method: 8330 Modified
Date Collected: 03/14/2013 12:00
Extraction Method: Filtration
Date Extracted: 03/19/2013 14:18
Sample wt/vol: 10(mL)
Date Analyzed: 03/21/2013 14:00
Con. Extract Vol.: 10(mL)
Dilution Factor: 1
Injection Volume: 50(uL)
GC Column: Luna NH2 ID: 4.6(mm)
% Moisture:
GPC Cleanup:(Y/N) N
Analysis Batch No.: 12714
Units: ug/L

CAS NO.	COMPOUND NAME	RESULT	Q	LOQ	LOD	DL
556-88-7	Nitroguanidine	263		20	6.0	2.4

TestAmerica Sacramento
Target Compound Quantitation Report

Data File:	\\SACChrom\ChromData\PDA1\20130321-3395.b\320-0003395-017-1.d		
Lims ID:	240-21987-Q-1-D MSD	Client ID:	
Inject. Date:	21-Mar-2013 14:00:00	Dil. Factor:	1.0000
Sample Type:	MSD		
Sample ID:	320-0003395-010 Analysis		
Misc. Info.:	none LCS 320-4385/2-A		
Operator:	RN	Instrument ID:	PDA1
Injection Vol:	50.0 ul	ALS Bottle#:	0
Lims Batch ID:	12714	Lims Sample ID:	17
Detector:	GC 320-0003395-017-1		
Method:	\\SACChrom\ChromData\PDA1\20130321-3395.b\NGu Primary.m		
Last Update:	21-Mar-2013 15:09:12	Calib Date:	14-Feb-2013 12:56:00
Quant Method:	External Standard	Quant By:	Initial Calibration
Last ICal File:	\\SACChrom\ChromData\PDA1\20130214-2806.b\320-0002806-011-1.d		
Limit Group:	LC 8330 Ngu ICAL		
Integrator:	Falcon		
Column Type:	Luna 5u NH2 100A	Column Dia:	4.60 mm
Process Host:	XAWRK014		

First Level Reviewer: noonanr Date: 21-Mar-2013 14:15:30

RT	EXP RT	DLT RT	Response	On-Col Amt ng/ml	Flags
1 Nitroguanidine					
4.260	4.273	-0.013	12576	262.7	

Report Date: 21-Mar-2013 14:15:30 Chrom Revision: 2.1 18-Mar-2013 20:34:14

TestAmerica Sacramento

Data File:	\\SACChrom\ChromData\PDA1\20130321-3395.b\320-0003395-017-1.d		
Injection Date:	21-Mar-2013 14:00:00	Limit Group:	LC 8330 Ngu ICAL
Client ID:		Instrument ID:	PDA1
Lims Batch ID:	12714	Lims Sample ID:	17
Operator ID:	RN	Injection Vol:	50.0 ul
Column Type:	Luna 5u NH2 100A	Column Dia:	4.60 mm

Y Scaling:

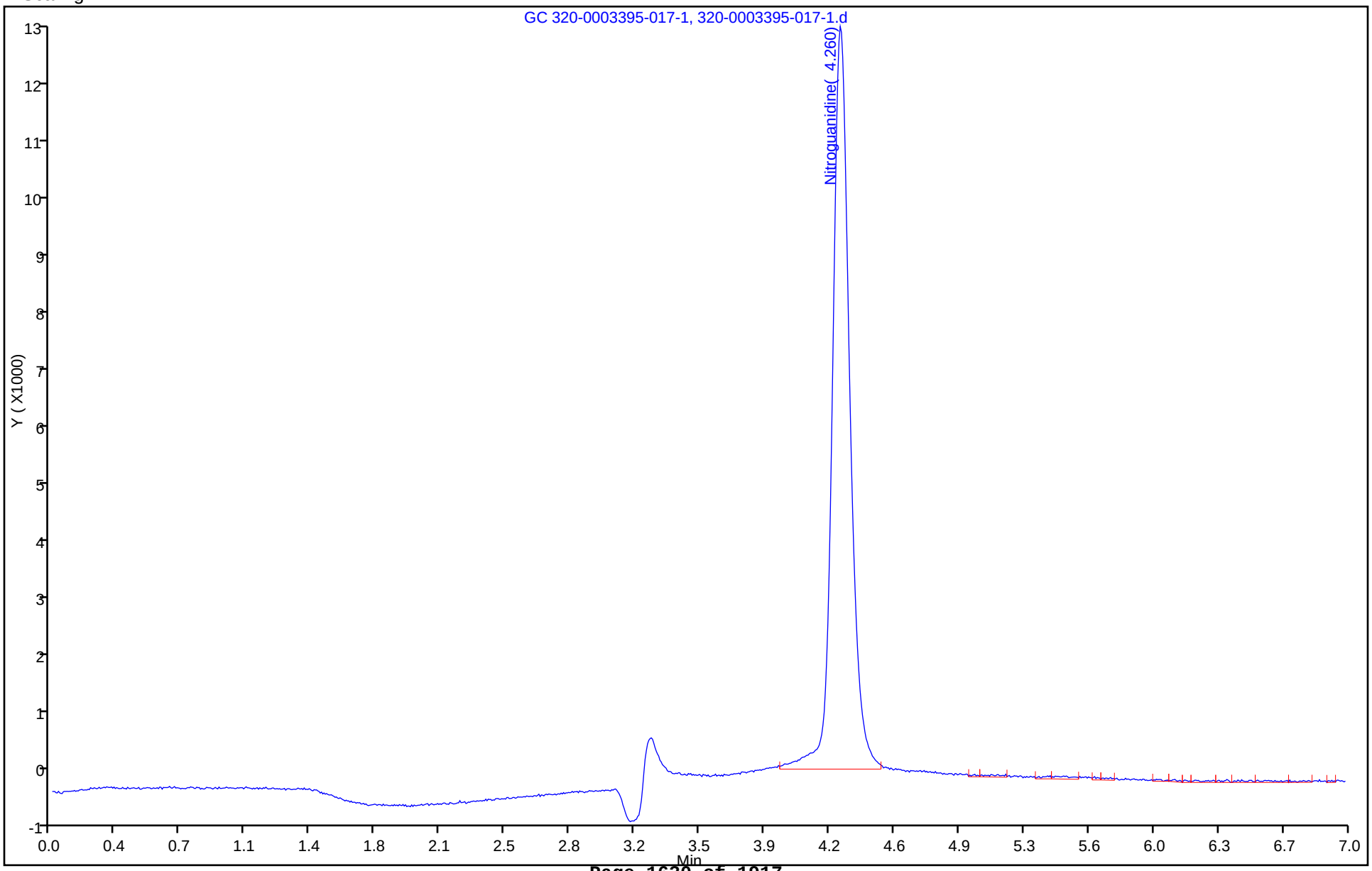

HPLC/IC ANALYSIS RUN LOG

Lab Name: TestAmerica Sacramento Job No.: 240-21987-1

SDG No.:

Instrument ID: PDA1 Start Date: 10/19/2012 14:58

Analysis Batch Number: 4779 End Date: 10/19/2012 18:56

LAB SAMPLE ID	CLIENT SAMPLE ID	DATE ANALYZED	DILUTION FACTOR	LAB FILE ID	COLUMN ID
ZZZZZ		10/19/2012 14:58	1		Hydro RP80A 4 4(mm)
ZZZZZ		10/19/2012 15:18	1		Hydro RP80A 4 4(mm)
EB 320-4779/3 ICB		10/19/2012 15:38	1		Hydro RP80A 4 4(mm)
STD02 320-4779/4 IC		10/19/2012 15:58	1	HPNQL2_00003002-1.d	Hydro RP80A 4 4(mm)
STD03 320-4779/5 IC		10/19/2012 16:18	1	HPNQL3_00003001-1.d	Hydro RP80A 4 4(mm)
STD04 320-4779/6 IC		10/19/2012 16:37	1	HPNQL4_00003001-1.d	Hydro RP80A 4 4(mm)
STD05 320-4779/7 IC		10/19/2012 16:57	1	HPNQL5_00003001-1.d	Hydro RP80A 4 4(mm)
STD06 320-4779/8 IC		10/19/2012 17:17	1	HPNQL6_00003001-1.d	Hydro RP80A 4 4(mm)
STD07 320-4779/9 IC		10/19/2012 17:37	1	HPNQL7_00003001-1.d	Hydro RP80A 4 4(mm)
EB 320-4779/10 CCB		10/19/2012 17:57	1		Hydro RP80A 4 4(mm)
ICV 320-4779/11		10/19/2012 18:17	1	HPNQIC_00002;002-1.d	Hydro RP80A 4 4(mm)
LODV 320-4779/12		10/19/2012 18:36	1		Hydro RP80A 4 4(mm)
CCVL 320-4779/13		10/19/2012 18:56	1	HPNQL2_00003003-1.d	Hydro RP80A 4 4(mm)

8330 Modified

HPLC/IC ANALYSIS RUN LOG

Lab Name: TestAmerica Sacramento Job No.: 240-21987-1

SDG No.:

Instrument ID: PDA1 Start Date: 02/14/2013 11:30

Analysis Batch Number: 10482 End Date: 02/14/2013 13:53

LAB SAMPLE ID	CLIENT SAMPLE ID	DATE ANALYZED	DILUTION FACTOR	LAB FILE ID	COLUMN ID
ZZZZZ		02/14/2013 11:30	1		Luna NH2 4.6(mm)
STD02 320-10482/6 IC		02/14/2013 11:44	1	320-0002806-006 -1.d	Luna NH2 4.6(mm)
STD03 320-10482/7 IC		02/14/2013 11:58	1	320-0002806-007 -1.d	Luna NH2 4.6(mm)
STD04 320-10482/8 IC		02/14/2013 12:13	1	320-0002806-008 -1.d	Luna NH2 4.6(mm)
STD05 320-10482/9 IC		02/14/2013 12:27	1	320-0002806-009 -1.d	Luna NH2 4.6(mm)
STD06 320-10482/10 IC		02/14/2013 12:41	1	320-0002806-010 -1.d	Luna NH2 4.6(mm)
STD07 320-10482/11 IC		02/14/2013 12:56	1	320-0002806-011 -1.d	Luna NH2 4.6(mm)
ZZZZZ		02/14/2013 13:10	1		Luna NH2 4.6(mm)
ICV 320-10482/13		02/14/2013 13:24	1		Luna NH2 4.6(mm)
LODV 320-10482/14		02/14/2013 13:39	1	320-0002806-014 -1.d	Luna NH2 4.6(mm)
CCVL 320-10482/15		02/14/2013 13:53	1	320-0002806-015 -1.d	Luna NH2 4.6(mm)

8330 Modified

HPLC/IC ANALYSIS RUN LOG

Lab Name: TestAmerica Sacramento Job No.: 240-21987-1

SDG No.:

Instrument ID: PDA1 Start Date: 03/21/2013 11:03

Analysis Batch Number: 12714 End Date: 03/21/2013 14:30

LAB SAMPLE ID	CLIENT SAMPLE ID	DATE ANALYZED	DILUTION FACTOR	LAB FILE ID	COLUMN ID
CCV 320-12714/4		03/21/2013 11:03	1	320-0003395-004 -1.d	Luna NH2 4.6(mm)
CCVL 320-12714/12		03/21/2013 12:46	1	320-0003395-011 -1.d	Luna NH2 4.6(mm)
MB 320-12568/1-A		03/21/2013 13:01	1	320-0003395-013 -1.d	Luna NH2 4.6(mm)
LCS 320-12568/2-A		03/21/2013 13:16	1	320-0003395-014 -1.d	Luna NH2 4.6(mm)
240-21987-1	079-0007-0001-SOURCEW ATER	03/21/2013 13:31	1	320-0003395-015 -1.d	Luna NH2 4.6(mm)
240-21987-1 MS	079-0007-0001-SOURCEW ATER MS	03/21/2013 13:45	1	320-0003395-016 -1.d	Luna NH2 4.6(mm)
240-21987-1 MSD	079-0007-0001-SOURCEW ATER MSD	03/21/2013 14:00	1	320-0003395-017 -1.d	Luna NH2 4.6(mm)
CCV 320-12714/11		03/21/2013 14:15	1	320-0003395-011 001-1.d	Luna NH2 4.6(mm)
CCVL 320-12714/18		03/21/2013 14:30	1	320-0003395-018 -1.d	Luna NH2 4.6(mm)

8330 Modified

HPLC/IC ANALYSIS RUN LOG

Lab Name: TestAmerica Sacramento Job No.: 240-21987-1

SDG No.:

Instrument ID: PDA1 Start Date: 03/22/2013 14:31

Analysis Batch Number: 12878 End Date: 03/22/2013 16:33

LAB SAMPLE ID	CLIENT SAMPLE ID	DATE ANALYZED	DILUTION FACTOR	LAB FILE ID	COLUMN ID
LODV 320-12878/3		03/22/2013 14:31	1	320-0003448-003 -1.d	Hydro RP80A 4 4(mm)
CCV 320-12878/4		03/22/2013 14:51	1	320-0003448-004 -1.d	Hydro RP80A 4 4(mm)
CCVL 320-12878/5		03/22/2013 15:12	1	320-0003448-005 -1.d	Hydro RP80A 4 4(mm)
MB 320-12568/1-A		03/22/2013 15:32	1	320-0003448-006 -1.d	Hydro RP80A 4 4(mm)
240-21987-1	079-0007-0001-SOURCEW ATER	03/22/2013 15:53	1	320-0003448-007 -1.d	Hydro RP80A 4 4(mm)
CCV 320-12878/8		03/22/2013 16:13	1	320-0003448-008 -1.d	Hydro RP80A 4 4(mm)
CCVL 320-12878/9		03/22/2013 16:33	1	320-0003448-009 -1.d	Hydro RP80A 4 4(mm)

8330 Modified

HPLC/IC BATCH WORKSHEET

Lab Name: TestAmerica Sacramento Job No.: 240-21987-1

SDG No.:

Batch Number: 12568 Batch Start Date: 03/19/13 14:18 Batch Analyst: Arauz, Horacio

Batch Method: Filtration Batch End Date: 03/19/13 14:40

Lab Sample ID	Client Sample ID	Method Chain	Basis	InitialAmount	FinalAmount	HPNQSP 00006			
MB 320-12568/1		Filtration, 8330 Modified		10 mL	10 mL				
LCS 320-12568/2		Filtration, 8330 Modified		10 mL	10 mL	50 uL			
240-21987-Q-1	079-0007-0001-SO URCEWATER	Filtration, 8330 Modified	T	10 mL	10 mL				
240-21987-Q-1 MS	079-0007-0001-SO URCEWATER	Filtration, 8330 Modified	T	10 mL	10 mL	50 uL			
240-21987-Q-1 MSD	079-0007-0001-SO URCEWATER	Filtration, 8330 Modified	T	10 mL	10 mL	50 uL			

Batch Notes	
Batch Comment	Millipore water dispensed 3-11-13
Filter Lot #	.45um Millipore R2DA02309

Basis	Basis Description
T	Total/NA

The pound sign (#) in the amount added field denotes that the reagent was used undiluted. All calculations are performed using the stated concentration for this reagent.

Method 8330B

Nitroaromatics and Nitramines (HPLC) by Method 8330B

FORM II
HPLC/IC SURROGATE RECOVERY

Lab Name: TestAmerica Sacramento Job No.: 240-21987-1

SDG No.:

Matrix: Water Level: Low

GC Column (1): Synergi C18 ID: 4.6 (mm)

Client Sample ID	Lab Sample ID	DNT1 #
079-0007-0001-SOUR CEWATER	240-21987-1	86 M
	MB 320-12565/1-A	87
	LCS 320-12565/2-A	87

QC LIMITS
79-111

DNT = 3,4-Dinitrotoluene

Column to be used to flag recovery values

FORM II 8330B

FORM III
HPLC/IC LAB CONTROL SAMPLE RECOVERY

Lab Name: TestAmerica Sacramento Job No.: 240-21987-1

SDG No.:

Matrix: Water Level: Low Lab File ID: U000006.D

Lab ID: LCS 320-12565/2-A Client ID:

COMPOUND	SPIKE ADDED (ug/L)	LCS CONCENTRATION (ug/L)	LCS % REC	QC LIMITS REC	#
1,3,5-Trinitrobenzene	1.00	1.03	103	74-120	
1,3-Dinitrobenzene	1.00	1.05	105	72-123	
2,4,6-Trinitrotoluene	1.00	0.901	90	69-111	
2,4-Dinitrotoluene	1.00	0.977	98	70-119	
2,6-Dinitrotoluene	1.00	0.969	97	71-119	
2-Amino-4,6-dinitrotoluene	1.00	0.987	99	77-123	
2-Nitrotoluene	1.00	0.930	93	64-120	
3-Nitrotoluene	1.00	0.918	92	67-114	
4-Nitrotoluene	1.00	0.933	93	67-115	
4-Amino-2,6-dinitrotoluene	1.00	0.983	98	68-113	
HMX	1.00	1.02	102	67-115	
RDX	1.00	1.06	106	68-122	
Nitrobenzene	1.00	1.01	101	69-119	
Tetryl	1.00	0.881	88	66-105	
Nitroglycerin	5.00	4.65	93	85-115	
PETN	5.00	4.46	89	84-117	

Column to be used to flag recovery and RPD values

FORM III 8330B

FORM IV
HPLC/IC METHOD BLANK SUMMARY

Lab Name: TestAmerica Sacramento Job No.: 240-21987-1

SDG No.:

Lab Sample ID: MB 320-12565/1-A

Matrix: Water Date Extracted: 03/19/2013 13:52

Lab File ID:(1) U000005.D Lab File ID:(2)

Date Analyzed:(1) 03/21/2013 12:51 Date Analyzed:(2)

Instrument ID:(1) LC10 Instrument ID:(2)

GC Column:(1) Synergi C18 ID: 4.6(mm) GC Column:(2) ID:

THIS METHOD BLANK APPLIES TO THE FOLLOWING SAMPLES:

CLIENT SAMPLE ID	LAB SAMPLE ID	DATE ANALYZED 1	DATE ANALYZED 2
	LCS 320-12565/2-A	03/21/2013 13:31	
079-0007-0001-SOURCEWATER	240-21987-1	03/21/2013 14:11	

FORM VIII
HPLC/IC ANALYTICAL SEQUENCE

Lab Name: TestAmerica Sacramento Job No.: 240-21987-1

SDG No.:

Sample No.: CCV 320-12703/3 Date Analyzed: 03/21/2013 11:30

Instrument ID: LC10 GC Column: Synergi C18 ID: 4.6(mm)

Lab File ID (Standard): U000003.D Heated Purge: (Y/N) N

Calibration ID: 1928

THE ANALYTICAL SEQUENCE OF BLANKS, SAMPLES, STANDARDS, MS/MSDs AND LCSs IS GIVEN BELOW:

				DNT		
				RT #		
CONTINUING CALIBRATION SURROGATE				16.66		
UPPER LIMIT				16.91		
LOWER LIMIT				16.41		
LAB SAMPLE ID	CLIENT SAMPLE ID	DATE ANALYZED	LAB FILE ID			
CCV 320-12703/3 CCVRT		03/21/2013 11:30	U000003.D	16.66		
CCVL 320-12703/4		03/21/2013 12:11	U000004.D	16.65		
MB 320-12565/1-A		03/21/2013 12:51	U000005.D	16.75		
LCS 320-12565/2-A		03/21/2013 13:31	U000006.D	16.77		
240-21987-1	079-0007-0001-SOURCEW ATER	03/21/2013 14:11	U000007.D	16.78		

DNT = 3,4-Dinitrotoluene

DNT RT Limit = ± 0.25 minutes of surrogate RT

Column used to flag values outside QC limits

FORM VIII 8330B

FORM VIII
HPLC/IC ANALYTICAL SEQUENCE

Lab Name: TestAmerica Sacramento Job No.: 240-21987-1

SDG No.:

Sample No.: CCV 320-12703/14 Date Analyzed: 03/21/2013 18:52

Instrument ID: LC10 GC Column: Synergi C18 ID: 4.6(mm)

Lab File ID (Standard): U000014.D Heated Purge: (Y/N) N

Calibration ID: 1928

THE ANALYTICAL SEQUENCE OF BLANKS, SAMPLES, STANDARDS, MS/MSDs AND LCSs IS GIVEN BELOW:

				DNT		
				RT #		
CONTINUING CALIBRATION SURROGATE				16.66		
UPPER LIMIT				16.91		
LOWER LIMIT				16.41		
LAB SAMPLE ID	CLIENT SAMPLE ID	DATE ANALYZED	LAB FILE ID			
CCV 320-12703/14 CCVRT		03/21/2013 18:52	U000014.D	16.66		
CCVL 320-12703/15		03/21/2013 19:32	U000015.D	16.71		

DNT = 3,4-Dinitrotoluene

DNT RT Limit = ± 0.25 minutes of surrogate RT

Column used to flag values outside QC limits

FORM VIII 8330B

FORM I
HPLC/IC ORGANICS ANALYSIS DATA SHEET

Lab Name: TestAmerica Sacramento | Job No.: 240-21987-1

SDG No.:

Client Sample ID: 079-0007-0001-SOURCEWATER | Lab Sample ID: 240-21987-1

Matrix: Water | Lab File ID: U000007.D

Analysis Method: 8330B | Date Collected: 03/14/2013 12:00

Extraction Method: 8330-Prep | Date Extracted: 03/19/2013 13:52

Sample wt/vol: 977.9(mL) | Date Analyzed: 03/21/2013 14:11

Con. Extract Vol.: 20(mL) | Dilution Factor: 1

Injection Volume: 500(uL) | GC Column: Synergi C18 ID: 4.6(mm)

% Moisture: | GPC Cleanup:(Y/N) N

Analysis Batch No.: 12703 | Units: ug/L

CAS NO.	COMPOUND NAME	RESULT	Q	LOQ	LOD	DL
99-35-4	1,3,5-Trinitrobenzene	0.051	U	0.10	0.051	0.032
99-65-0	1,3-Dinitrobenzene	0.10	U	0.10	0.10	0.051
118-96-7	2,4,6-Trinitrotoluene	0.10	U	0.10	0.10	0.051
121-14-2	2,4-Dinitrotoluene	0.10	U	0.10	0.10	0.051
606-20-2	2,6-Dinitrotoluene	0.10	U	0.10	0.10	0.051
35572-78-2	2-Amino-4,6-dinitrotoluene	0.10	U	0.20	0.10	0.015
88-72-2	2-Nitrotoluene	0.10	U	0.51	0.10	0.090
99-08-1	3-Nitrotoluene	0.10	U	0.51	0.10	0.058
99-99-0	4-Nitrotoluene	0.10	U	0.51	0.10	0.090
19406-51-0	4-Amino-2,6-dinitrotoluene	0.10	U	0.10	0.10	0.051
2691-41-0	HMX	0.051	U	0.10	0.051	0.037
121-82-4	RDX	0.051	U	0.10	0.051	0.037
98-95-3	Nitrobenzene	0.10	U	0.10	0.10	0.051
479-45-8	Tetryl	0.10	U	0.10	0.10	0.051
55-63-0	Nitroglycerin	0.51	U	0.66	0.51	0.34
78-11-5	PETN	0.51	U	0.66	0.51	0.31

CAS NO.	SURROGATE	%REC	Q	LIMITS
610-39-9	3,4-Dinitrotoluene	86	M	79-111

TestAmerica Sacramento
Target Compound Quantitation Report

Data File:	\\SACChrom\ChromData\LC10\20130321-3391.b\U000007.D		
Lims ID:	240-21987-Q-1-A	Client ID:	079-0007-0001-SOURCEWATER
Inject. Date:	21-Mar-2013 14:11:39	Dil. Factor:	1.0000
Sample Type:	Client		
Sample ID:	320-0003391-007		
Misc. Info.:			
Operator:	RN	Instrument ID:	LC10
Injection Vol:	500.0 ul	ALS Bottle#:	13
Lims Batch ID:	12703	Lims Sample ID:	7

Method:	\\SACChrom\ChromData\LC10\20130321-3391.b\8330_LC10.m		
Last Update:	21-Mar-2013 15:28:01	Calib Date:	09-Jan-2013 16:30:35
Quant Method:	External Standard	Quant By:	Initial Calibration
Last ICal File:	\\SACChrom\ChromData\LC10\20130108-2133.b\I000011.D		
Limit Group:	LC 8330B ICAL		
Integrator:	Falcon		
Column Type:	Synergi Hydro-RP C18	Column Dia:	4.60 mm
Process Host:	XAWRK014		

First Level Reviewer: noonanr Date: 21-Mar-2013 15:29:03

Det	RT	EXP RT	DLT RT	Response	On-Col Amt ng/ml	Flags
11 HMX						
1	5.290	5.208	0.082	209	1.61	
$ 30 3,4-Dinitrotoluene						M
1	16.776	16.651	0.125	6229	106.9	M
2	16.773	16.648	0.125	12226	112.4	

QC Flag Legend

Review Flags
M - Manually Integrated

Report Date: 21-Mar-2013 15:29:03 Chrom Revision: 2.1 18-Mar-2013 20:34:14

TestAmerica Sacramento

Data File:	\\SACChrom\ChromData\LC10\20130321-3391.b\U000007.D		
Injection Date:	21-Mar-2013 14:11:39	Limit Group:	LC 8330B ICAL
Client ID:	079-0007-0001-SOURCEWATER	Instrument ID:	LC10
Lims Batch ID:	12703	Lims Sample ID:	7
Operator ID:	RN	Injection Vol:	500.0 ul
Column Type:	Synergi Hydro-RP C18	Column Dia:	4.60 mm

Y Scaling:

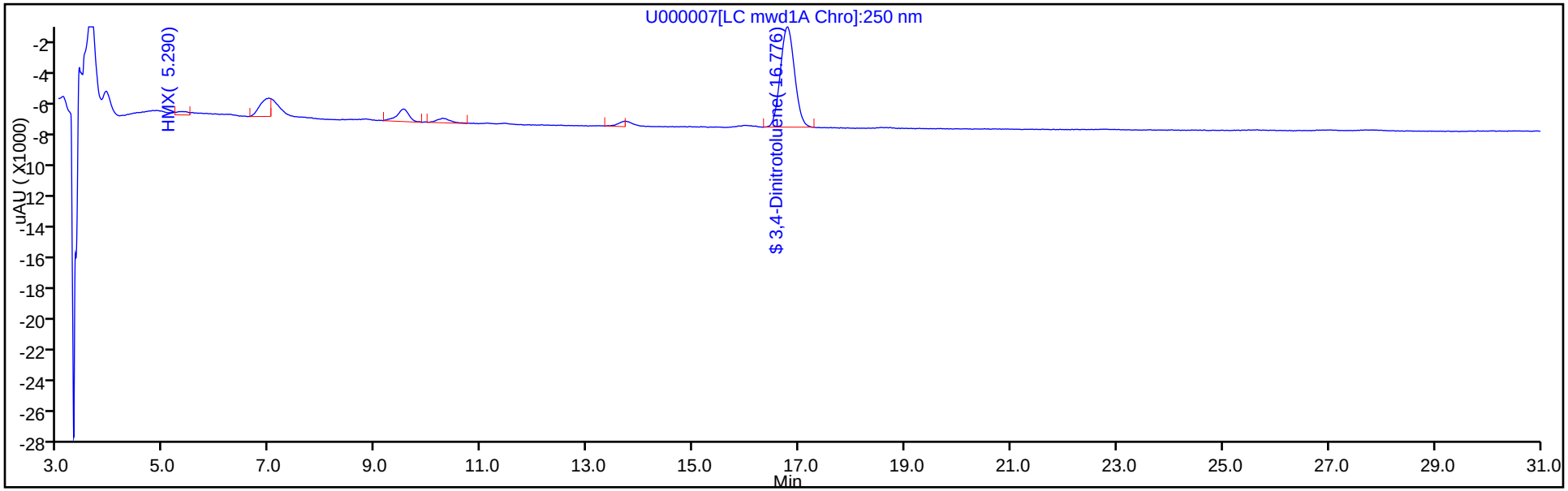

Y Scaling:

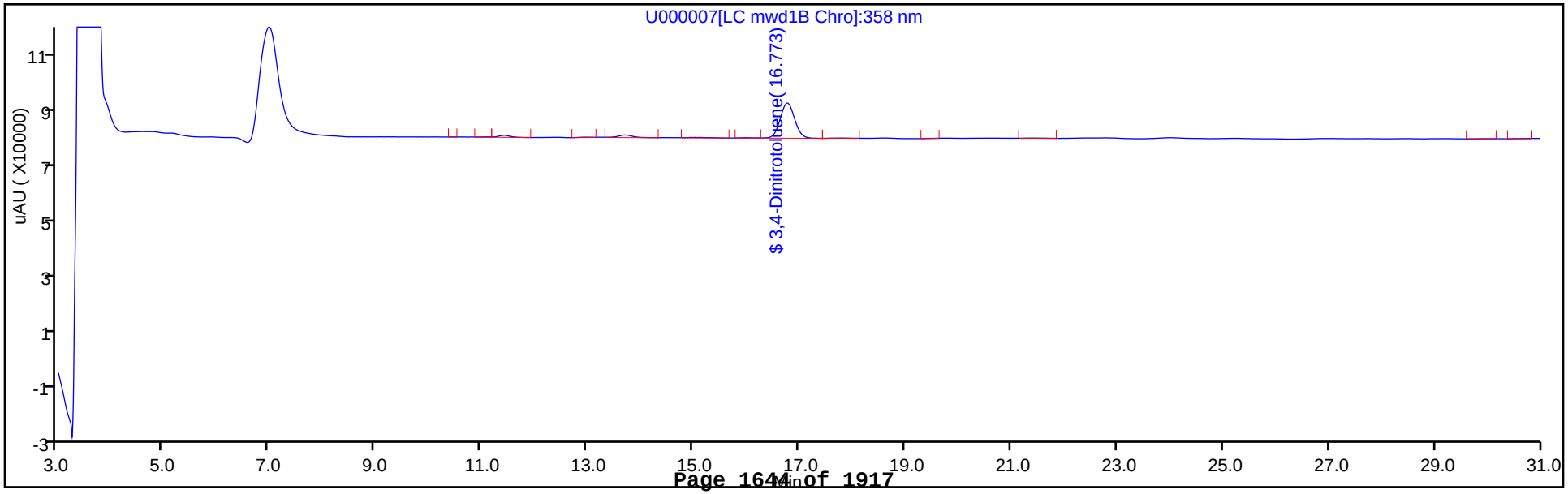

Report Date: 21-Mar-2013 15:29:03 Chrom Revision: 2.1 18-Mar-2013 20:34:14

Manual Integration/User Assign Peak Report

TestAmerica Sacramento

Data File:	\\SACChrom\ChromData\LC10\20130321-3391.b\U000007.D		
Injection Date:	21-Mar-2013 14:11:39	Limit Group:	LC 8330B ICAL
Client ID:	079-0007-0001-SOURCEWATER	Instrument ID:	LC10
Lims Batch ID:	12703	Lims Sample ID:	7
Operator ID:	RN	Injection Vol:	500.0 ul
Column Type:	Synergi Hydro-RP C18	Column Dia:	4.60 mm

$ 30 3,4-Dinitrotoluene, Signal: 1, Type: quant, RT: 16.65, Det: LC mwd1A

Processing Integration Results

RT: 16.78
Response: 6272
Amount: 107.6748

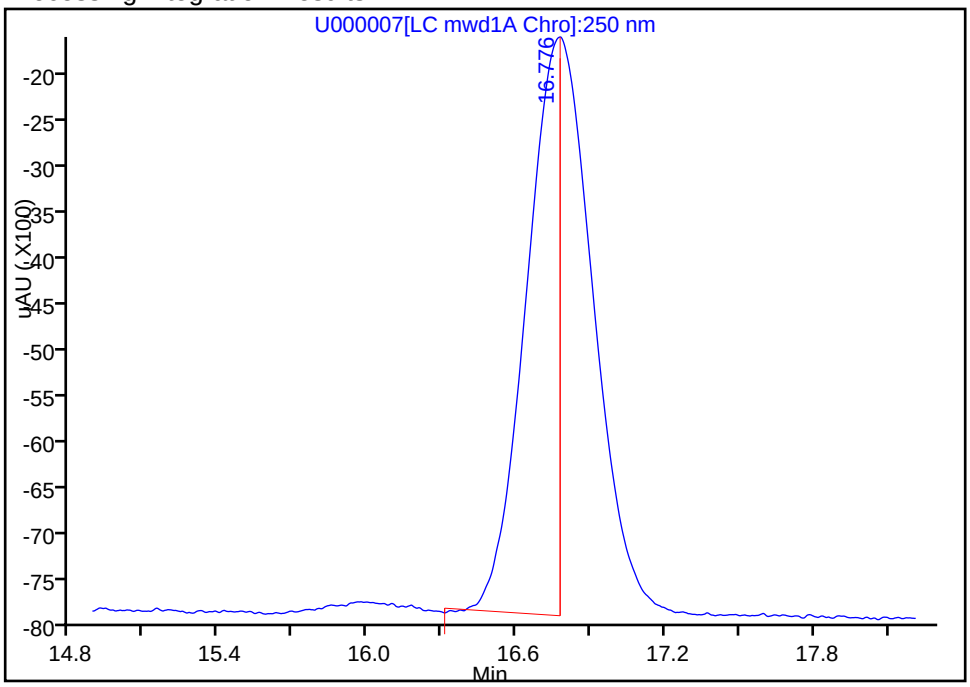

Manual Integration Results

RT: 16.78
Response: 6229
Amount: 106.9366

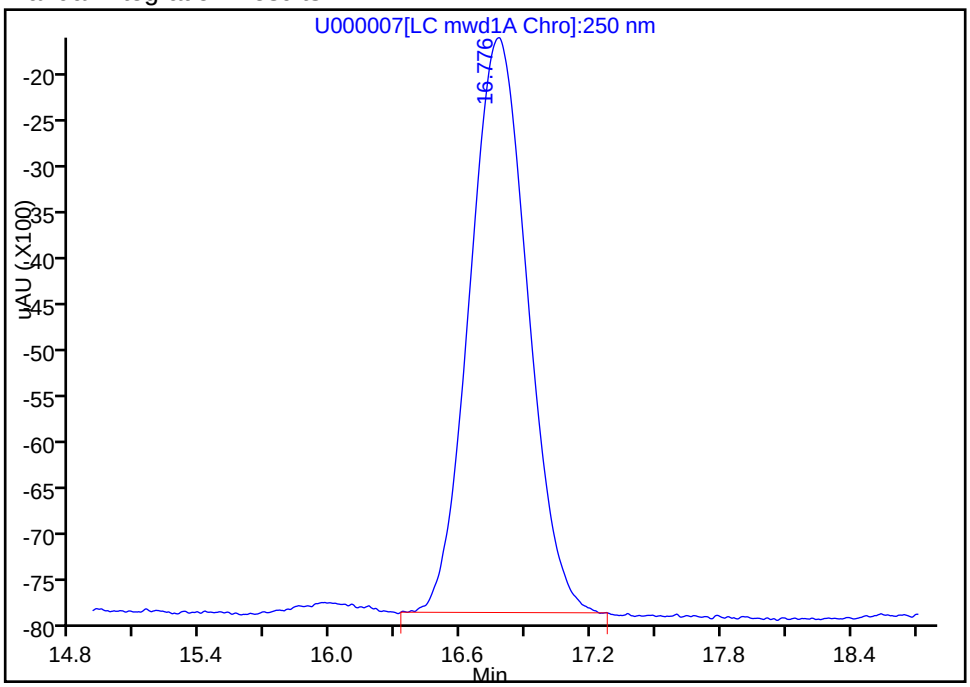

Reviewer: noonanr, 21-Mar-2013 15:28:01
Audit Action: Manually Integrated
Audit Reason: Incomplete Integration

FORM VI
HPLC/IC INITIAL CALIBRATION DATA
EXTERNAL STANDARD RETENTION TIME SUMMARY

Lab Name: TestAmerica Sacramento Job No.: 240-21987-1 Analy Batch No.: 8413

SDG No.:

Instrument ID: LC10 GC Column: Synergi C18 ID: 4.6(mm) Heated Purge: (Y/N) N

Calibration Start Date: 01/09/2013 11:49 Calibration End Date: 01/09/2013 16:30 Calibration ID: 1928

Calibration Files:

LEVEL:	LAB SAMPLE ID:	LAB FILE ID:
Level 1	STD01 320-8413/2	I000004.D
Level 2	STD02 320-8413/3	I000005.D
Level 3	STD03 320-8413/4	I000006.D
Level 4	STD04 320-8413/5	I000007.D
Level 5	STD05 320-8413/6	I000008.D
Level 6	STD06 320-8413/7	I000009.D
Level 7	STD07 320-8413/8	I000010.D
Level 8	STD08 320-8413/9	I000011.D

ANALYTE	LVL 1	LVL 2	LVL 3	LVL 4	LVL 5	LVL 6	LVL 7	LVL 8			RT WINDOW	AVG RT
HMX	5.223	5.220	5.224	5.219	5.220	5.214	5.215	5.194			4.970 - 5.470	5.216
RDX	7.496	7.487	7.501	7.489	7.490	7.488	7.478	7.441			7.240 - 7.740	7.484
Ethylene glycol dinitrate	8.179	8.180	8.188	8.179	8.177	8.174	8.168	8.148			7.927 - 8.427	8.174
Picric acid	8.586	8.587	8.588	8.565	8.560	8.531	8.485	8.401			8.310 - 8.810	8.538
1,3,5-Trinitrobenzene	9.826	9.823	9.824	9.815	9.817	9.818	9.812	9.784			9.567 - 10.067	9.815
1,3-Dinitrobenzene	12.443	12.424	12.428	12.416	12.410	12.421	12.408	12.371			12.160 - 12.660	12.415
3,5-Dinitroaniline	13.180	13.154	13.161	13.149	13.144	13.165	13.148	13.101			12.894 - 13.394	13.150
Tetryl	13.566	13.560	13.575	13.549	13.554	13.571	13.565	+++++			13.304 - 13.804	13.563
Nitrobenzene	14.180	14.134	14.151	14.132	14.124	14.141	14.128	14.085			13.874 - 14.374	14.134
Nitroglycerin	+++++	+++++	14.775	14.756	14.750	14.771	14.765	14.731			14.500 - 15.000	14.758
2,4,6-Trinitrotoluene	15.660	15.640	15.655	15.642	15.637	15.658	15.655	15.621			15.387 - 15.887	15.646
4-Amino-2,6-dinitrotoluene	16.190	16.170	16.165	16.152	16.147	16.175	16.162	16.115			15.897 - 16.397	16.160
2-Amino-4,6-dinitrotoluene	17.186	17.124	17.135	17.112	17.107	17.135	17.125	17.075			16.857 - 17.357	17.125
2,6-Dinitrotoluene	18.726	18.737	18.728	18.706	18.694	18.718	18.715	18.675			18.444 - 18.944	18.712
2,4-Dinitrotoluene	19.383	19.350	19.358	19.342	19.330	19.355	19.352	19.311			19.080 - 19.580	19.348
2-Nitrotoluene	22.680	22.644	22.648	22.636	22.624	22.645	22.648	22.605			22.374 - 22.874	22.641
4-Nitrotoluene	24.300	24.307	24.305	24.306	24.274	24.298	24.302	24.265			24.024 - 24.524	24.295
3-Nitrotoluene	26.140	26.174	26.161	26.152	26.127	26.148	26.155	26.121			25.877 - 26.377	26.147
PETN	+++++	+++++	28.448	28.462	28.410	28.445	28.465	28.451			28.160 - 28.660	28.447
3,4-Dinitrotoluene	16.670	16.614	16.621	16.599	16.600	16.628	16.615	16.568			16.350 - 16.850	16.614

FORM VI
HPLC/IC INITIAL CALIBRATION DATA
EXTERNAL STANDARD CURVE EVALUATION

Lab Name: TestAmerica Sacramento Job No.: 240-21987-1 Analy Batch No.: 8413

SDG No.:

Instrument ID: LC10 GC Column: Synergi C18 ID: 4.6(mm) Heated Purge: (Y/N) N

Calibration Start Date: 01/09/2013 11:49 Calibration End Date: 01/09/2013 16:30 Calibration ID: 1928

Calibration Files:

LEVEL:	LAB SAMPLE ID:	LAB FILE ID:
Level 1	STD01 320-8413/2	I000004.D
Level 2	STD02 320-8413/3	I000005.D
Level 3	STD03 320-8413/4	I000006.D
Level 4	STD04 320-8413/5	I000007.D
Level 5	STD05 320-8413/6	I000008.D
Level 6	STD06 320-8413/7	I000009.D
Level 7	STD07 320-8413/8	I000010.D
Level 8	STD08 320-8413/9	I000011.D

ANALYTE	CF				CURVE TYPE	COEFFICIENT			#	MIN CF	%RSD	#	MAX %RSD	R^2 OR COD	#	MIN R^2 OR COD
	LVL 1 LVL 5	LVL 2 LVL 6	LVL 3 LVL 7	LVL 4 LVL 8		B	M1	M2								
HMX	129.40 140.56	134.60 131.61	130.90 127.20	129.22 113.06	Ave		129.569125				6.1		20.0			
RDX	114.20 97.590	103.30 88.730	96.150 82.372	92.120 67.728	Ave		92.7737500				15.0		20.0			
Ethylene glycol dinitrate	121.00 122.01	109.10 115.20	106.75 106.27	117.56 91.434	Ave		111.164375				9.1		20.0			
Picric acid	123.20 127.16	117.25 121.11	116.84 114.01	133.67 97.904	Ave		118.893000				8.9		20.0			
1,3,5-Trinitrobenzene	174.80 181.75	177.70 169.90	171.70 162.79	168.06 144.14	Ave		168.853750				6.9		20.0			
1,3-Dinitrobenzene	171.20 180.10	175.70 167.57	169.75 159.15	166.58 138.49	Ave		166.066375				7.7		20.0			
3,5-Dinitroaniline	111.80 114.13	113.90 106.48	109.05 101.14	105.92 87.623	Ave		106.254750				8.2		20.0			
Tetryl	85.200 89.270	86.800 84.170	83.150 82.562	81.800 +++++	Ave		84.7074286				3.1		20.0			
Nitrobenzene	78.000 79.460	77.200 73.955	76.100 70.288	73.580 61.288	Ave		73.7338750				7.9		20.0			
Nitroglycerin	+++++ 73.910	+++++ 70.210	75.600 68.668	68.940 63.097	Ave		70.0708333				6.3		20.0			
2,4,6-Trinitrotoluene	91.400 97.130	93.300 91.480	91.200 89.336	89.300 83.397	Ave		90.8178750				4.3		20.0			
4-Amino-2,6-dinitrotoluene	85.200 87.180	84.900 81.890	82.200 79.320	80.600 71.837	Ave		81.6408750				5.8		20.0			
2-Amino-4,6-dinitrotoluene	87.400 92.500	89.900 86.665	87.100 83.586	86.060 75.025	Ave		86.0295000				6.0		20.0			
2,6-Dinitrotoluene	63.600 65.400	63.500 61.140	60.550 59.620	60.360 54.791	Ave		61.1201250				5.3		20.0			

Note: The m1 coefficient is the same as Ave CF for an Ave curve type.

FORM VI
HPLC/IC INITIAL CALIBRATION DATA
EXTERNAL STANDARD CURVE EVALUATION

Lab Name: TestAmerica Sacramento Job No.: 240-21987-1 Analy Batch No.: 8413

SDG No.:

Instrument ID: LC10 GC Column: Synergi C18 ID: 4.6(mm) Heated Purge: (Y/N) N

Calibration Start Date: 01/09/2013 11:49 Calibration End Date: 01/09/2013 16:30 Calibration ID: 1928

ANALYTE	CF				CURVE TYPE	COEFFICIENT			#	MIN CF	%RSD	#	MAX %RSD	R^2 OR COD	#	MIN R^2 OR COD
	LVL 1 LVL 5	LVL 2 LVL 6	LVL 3 LVL 7	LVL 4 LVL 8		B	M1	M2								
2,4-Dinitrotoluene	101.80 106.55	102.10 99.950	99.200 97.382	97.840 89.663	Ave		99.3106250				4.9		20.0			
2-Nitrotoluene	46.600 46.340	44.600 43.290	43.550 42.202	42.540 38.850	Ave		43.4965000				5.7		20.0			
4-Nitrotoluene	54.600 55.480	52.700 52.125	52.150 50.976	50.840 47.265	Ave		52.0170000				4.8		20.0			
3-Nitrotoluene	57.000 56.910	55.700 53.505	53.100 52.360	52.100 48.879	Ave		53.6942500				5.1		20.0			
PETN	+++++ 42.350	+++++ 40.105	39.850 39.052	38.660 38.241	Ave		39.7096667				3.7		20.0			
3,4-Dinitrotoluene	59.600 59.680	60.300 56.905	56.550 59.237	56.360 57.364	Ave		58.2494583				2.8		20.0			

Note: The m1 coefficient is the same as Ave CF for an Ave curve type.

FORM VI
HPLC/IC INITIAL CALIBRATION DATA
EXTERNAL STANDARD RESPONSE AND CONCENTRATION

Lab Name: TestAmerica Sacramento Job No.: 240-21987-1 Analy Batch No.: 8413

SDG No.:

Instrument ID: LC10 GC Column: Synergi C18 ID: 4.6(mm) Heated Purge: (Y/N) N

Calibration Start Date: 01/09/2013 11:49 Calibration End Date: 01/09/2013 16:30 Calibration ID: 1928

Calibration Files:

LEVEL:	LAB SAMPLE ID:	LAB FILE ID:
Level 1	STD01 320-8413/2	I000004.D
Level 2	STD02 320-8413/3	I000005.D
Level 3	STD03 320-8413/4	I000006.D
Level 4	STD04 320-8413/5	I000007.D
Level 5	STD05 320-8413/6	I000008.D
Level 6	STD06 320-8413/7	I000009.D
Level 7	STD07 320-8413/8	I000010.D
Level 8	STD08 320-8413/9	I000011.D

ANALYTE	CURVE TYPE	RESPONSE					CONCENTRATION (NG/ML)				
		LVL 1 LVL 6	LVL 2 LVL 7	LVL 3 LVL 8	LVL 4	LVL 5	LVL 1 LVL 6	LVL 2 LVL 7	LVL 3 LVL 8	LVL 4	LVL 5
HMX	Ave	647 26322	1346 63600	2618 113063	6461	14056	5.00 200	10.0 500	20.0 1000	50.0	100
RDX	Ave	571 17746	1033 41186	1923 67728	4606	9759	5.00 200	10.0 500	20.0 1000	50.0	100
Ethylene glycol dinitrate	Ave	605 23039	1091 53133	2135 91434	5878	12201	5.00 200	10.0 500	20.0 1000	50.0	100
Picric acid	Ave	1232 60554	2345 114012	5842 195808	13367	25432	10.0 500	20.0 1000	50.0 2000	100	200
1,3,5-Trinitrobenzene	Ave	874 33979	1777 81393	3434 144139	8403	18175	5.00 200	10.0 500	20.0 1000	50.0	100
1,3-Dinitrobenzene	Ave	856 33514	1757 79573	3395 138485	8329	18010	5.00 200	10.0 500	20.0 1000	50.0	100
3,5-Dinitroaniline	Ave	559 21295	1139 50570	2181 87623	5296	11413	5.00 200	10.0 500	20.0 1000	50.0	100
Tetryl	Ave	426 16834	868 41281	1663 +++++	4090	8927	5.00 200	10.0 500	20.0 +++++	50.0	100
Nitrobenzene	Ave	390 14791	772 35144	1522 61288	3679	7946	5.00 200	10.0 500	20.0 1000	50.0	100
Nitroglycerin	Ave	+++++ 14042	+++++ 34334	1512 63097	3447	7391	+++++ 200	+++++ 500	20.0 1000	50.0	100
2,4,6-Trinitrotoluene	Ave	457 18296	933 44668	1824 83397	4465	9713	5.00 200	10.0 500	20.0 1000	50.0	100
4-Amino-2,6-dinitrotoluene	Ave	426 16378	849 39660	1644 71837	4030	8718	5.00 200	10.0 500	20.0 1000	50.0	100
2-Amino-4,6-dinitrotoluene	Ave	437 17333	899 41793	1742 75025	4303	9250	5.00 200	10.0 500	20.0 1000	50.0	100
2,6-Dinitrotoluene	Ave	318 12228	635 29810	1211 54791	3018	6540	5.00 200	10.0 500	20.0 1000	50.0	100
2,4-Dinitrotoluene	Ave	509 19990	1021 48691	1984 89663	4892	10655	5.00 200	10.0 500	20.0 1000	50.0	100

FORM VI
HPLC/IC INITIAL CALIBRATION DATA
EXTERNAL STANDARD RESPONSE AND CONCENTRATION

Lab Name: TestAmerica Sacramento Job No.: 240-21987-1 Analy Batch No.: 8413

SDG No.:

Instrument ID: LC10 GC Column: Synergi C18 ID: 4.6(mm) Heated Purge: (Y/N) N

Calibration Start Date: 01/09/2013 11:49 Calibration End Date: 01/09/2013 16:30 Calibration ID: 1928

ANALYTE	CURVE TYPE	RESPONSE					CONCENTRATION (NG/ML)				
		LVL 1 LVL 6	LVL 2 LVL 7	LVL 3 LVL 8	LVL 4	LVL 5	LVL 1 LVL 6	LVL 2 LVL 7	LVL 3 LVL 8	LVL 4	LVL 5
2-Nitrotoluene	Ave	233 8658	446 21101	871 38850	2127	4634	5.00 200	10.0 500	20.0 1000	50.0	100
4-Nitrotoluene	Ave	273 10425	527 25488	1043 47265	2542	5548	5.00 200	10.0 500	20.0 1000	50.0	100
3-Nitrotoluene	Ave	285 10701	557 26180	1062 48879	2605	5691	5.00 200	10.0 500	20.0 1000	50.0	100
PETN	Ave	+++++ 8021	+++++ 19526	797 38241	1933	4235	+++++ 200	+++++ 500	20.0 1000	50.0	100
3,4-Dinitrotoluene	Ave	298 11381	603 17771	1131 28682	2818	5968	5.00 200	10.0 300	20.0 500	50.0	100

Curve Type Legend:
Ave = Average by Height

TestAmerica West Sacramento
Target Compound Quantitation Report

Data File:	\\SACChrom\ChromData\LC10\20130108-2133.b\I000004.D		
Lims ID:	STD01	Client ID:	
Inject. Date:	09-Jan-2013 11:49:34	Dil. Factor:	1.0000
Sample Type:	IC	Calib Level:	1
Sample ID:	320-0002133-002		
Misc. Info.:			
Operator:	RN	Instrument ID:	LC10
Injection Vol:	500.0 ul	ALS Bottle#:	82
Lims Batch ID:	8413	Lims Sample ID:	2
Sublist:	chrom-8330_LC10*sub1		
Method:	\\SACChrom\ChromData\LC10\20130108-2133.b\8330_LC10.m		
Last Update:	11-Jan-2013 11:30:04	Calib Date:	09-Jan-2013 16:30:35
Quant Method:	External Standard	Quant By:	Initial Calibration
Last ICal File:	\\SACChrom\ChromData\LC10\20130108-2133.b\I000011.D		
Limit Group:	LC 8330B ICAL		
Integrator:	Falcon		
Column Type:	Synergi Hydro-RP C18	Column Dia:	4.60 mm
Process Host:	XAWRK025		

First Level Reviewer: noonanr Date: 11-Jan-2013 11:30:04

Det	RT	EXP RT	DLT RT	Response	On-Col Amt ng/ml	Flags
11 HMX						
1	5.223	5.220	0.003	647	4.99	
19 RDX						
1	7.496	7.490	0.006	571	6.15	
3 Ethylene glycol dinitrate						
2	8.179	8.177	0.002	605	5.44	
10 2,4,6-Trinitrophenol						
2	8.586	8.560	0.026	1232	10.4	
1	8.593	8.560	0.033	951	11.2	
27 1,3,5-Trinitrobenzene						
1	9.826	9.817	0.009	874	5.18	
24 1,3-Dinitrobenzene						
1	12.443	12.410	0.033	856	5.15	
9 3,5-Dinitroaniline						
1	13.180	13.144	0.036	559	5.26	
20 Tetryl						
1	13.566	13.554	0.012	426	5.03	
5 Nitrobenzene						
1	14.180	14.124	0.056	390	5.29	
7 Nitroglycerin						
2	14.783	14.750	0.033	356	5.08	
25 2,4,6-Trinitrotoluene						
1	15.660	15.637	0.023	457	5.03	
26 4-Amino-2,6-dinitrotoluene						
1	16.190	16.147	0.043	426	5.22	
$ 30 3,4-Dinitrotoluene						
1	16.670	16.600	0.070	298	5.12	
2	16.643	16.604	0.039	521	4.79	

Det	RT	EXP RT	DLT RT	Response	On-Col Amt ng/ml	Flags
6 2-Amino-4,6-dinitrotoluene						
1	17.186	17.107	0.079	437	5.08	
12 2,6-Dinitrotoluene						
1	18.726	18.694	0.032	318	5.20	
23 2,4-Dinitrotoluene						
1	19.383	19.330	0.053	509	5.13	
16 o-Nitrotoluene						
1	22.680	22.624	0.056	233	5.36	
15 p-Nitrotoluene						
1	24.300	24.274	0.026	273	5.25	
8 m-Nitrotoluene						
1	26.140	26.127	0.013	285	5.31	
21 PETN						
2	28.413	28.410	0.003	76	1.91	

Report Date: 11-Jan-2013 11:30:05 Chrom Revision: 2.1 03-Jan-2013 18:41:16

TestAmerica West Sacramento

Data File:	\\SACChrom\ChromData\LC10\20130108-2133.b\I000004.D		
Injection Date:	09-Jan-2013 11:49:34	Limit Group:	LC 8330B ICAL
Client ID:		Instrument ID:	LC10
Lims Batch ID:	8413	Lims Sample ID:	2
Operator ID:	RN	Injection Vol:	500.0 ul
Column Type:	Synergi Hydro-RP C18	Column Dia:	4.60 mm

Y Scaling:

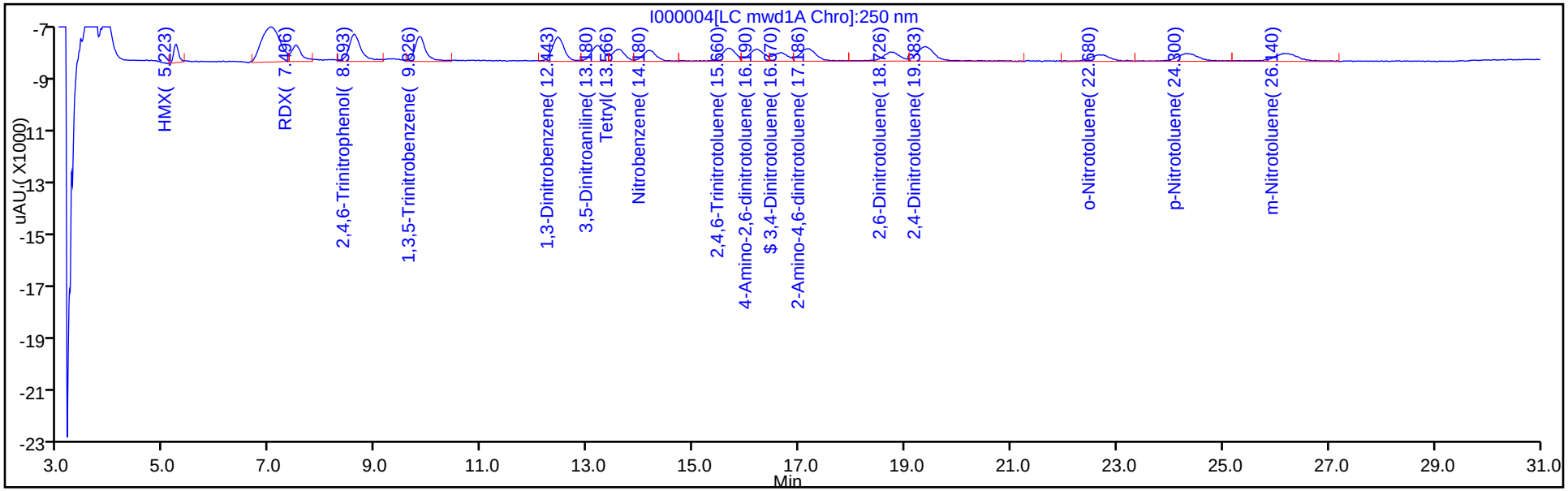

Y Scaling:

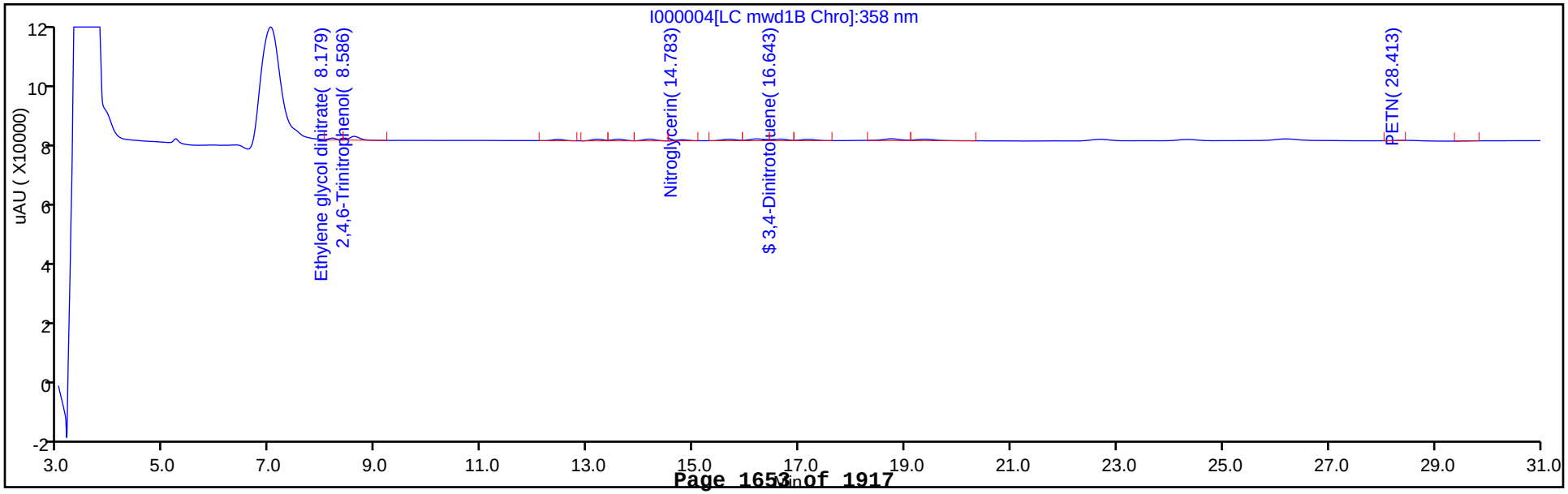

TestAmerica West Sacramento
Target Compound Quantitation Report

Data File:	\\SACChrom\ChromData\LC10\20130108-2133.b\I000005.D		
Lims ID:	STD02	Client ID:	
Inject. Date:	09-Jan-2013 12:29:39	Dil. Factor:	1.0000
Sample Type:	IC	Calib Level:	2
Sample ID:	320-0002133-003		
Misc. Info.:			
Operator:	RN	Instrument ID:	LC10
Injection Vol:	500.0 ul	ALS Bottle#:	83
Lims Batch ID:	8413	Lims Sample ID:	3
Sublist:	chrom-8330_LC10*sub1		
Method:	\\SACChrom\ChromData\LC10\20130108-2133.b\8330_LC10.m		
Last Update:	11-Jan-2013 11:31:37	Calib Date:	09-Jan-2013 16:30:35
Quant Method:	External Standard	Quant By:	Initial Calibration
Last ICal File:	\\SACChrom\ChromData\LC10\20130108-2133.b\I000011.D		
Limit Group:	LC 8330B ICAL		
Integrator:	Falcon		
Column Type:	Synergi Hydro-RP C18	Column Dia:	4.60 mm
Process Host:	XAWRK025		

First Level Reviewer: noonanr Date: 09-Jan-2013 14:35:03

Det	RT	EXP RT	DLT RT	Response	On-Col Amt ng/ml	Flags
11 HMX						
1	5.220	5.209	0.011	1346	10.4	
19 RDX						
1	7.487	7.479	0.008	1033	11.1	
3 Ethylene glycol dinitrate						
2	8.180	8.169	0.011	1091	9.81	
10 2,4,6-Trinitrophenol						
2	8.587	8.482	0.105	2345	19.7	
1	8.583	8.482	0.101	1750	20.6	
27 1,3,5-Trinitrobenzene						
1	9.823	9.809	0.014	1777	10.5	
24 1,3-Dinitrobenzene						
1	12.424	12.406	0.018	1757	10.6	
9 3,5-Dinitroaniline						
1	13.154	13.143	0.011	1139	10.7	
20 Tetryl						
1	13.560	13.549	0.011	868	10.2	
5 Nitrobenzene						
1	14.134	14.123	0.011	772	10.5	
7 Nitroglycerin						
2	14.774	14.753	0.021	749	10.7	
25 2,4,6-Trinitrotoluene						
1	15.640	15.639	0.001	933	10.3	
26 4-Amino-2,6-dinitrotoluene						
1	16.170	16.146	0.024	849	10.4	
$ 30 3,4-Dinitrotoluene						
1	16.614	16.600	0.014	603	10.4	
2	16.614	16.604	0.010	1147	10.5	

Det	RT	EXP RT	DLT RT	Response	On-Col Amt ng/ml	Flags
6 2-Amino-4,6-dinitrotoluene						
1	17.124	17.113	0.011	899	10.4	
12 2,6-Dinitrotoluene						
1	18.737	18.699	0.038	635	10.4	
23 2,4-Dinitrotoluene						
1	19.350	19.339	0.011	1021	10.3	
16 o-Nitrotoluene						
1	22.644	22.633	0.011	446	10.3	
15 p-Nitrotoluene						
1	24.307	24.286	0.021	527	10.1	
8 m-Nitrotoluene						
1	26.174	26.139	0.035	557	10.4	
21 PETN						
2	28.477	28.433	0.044	445	11.2	

Report Date: 11-Jan-2013 11:31:37 Chrom Revision: 2.1 03-Jan-2013 18:41:16

TestAmerica West Sacramento

Data File:	\\SACChrom\ChromData\LC10\20130108-2133.b\I000005.D		
Injection Date:	09-Jan-2013 12:29:39	Limit Group:	LC 8330B ICAL
Client ID:		Instrument ID:	LC10
Lims Batch ID:	8413	Lims Sample ID:	3
Operator ID:	RN	Injection Vol:	500.0 ul
Column Type:	Synergi Hydro-RP C18	Column Dia:	4.60 mm

Y Scaling:

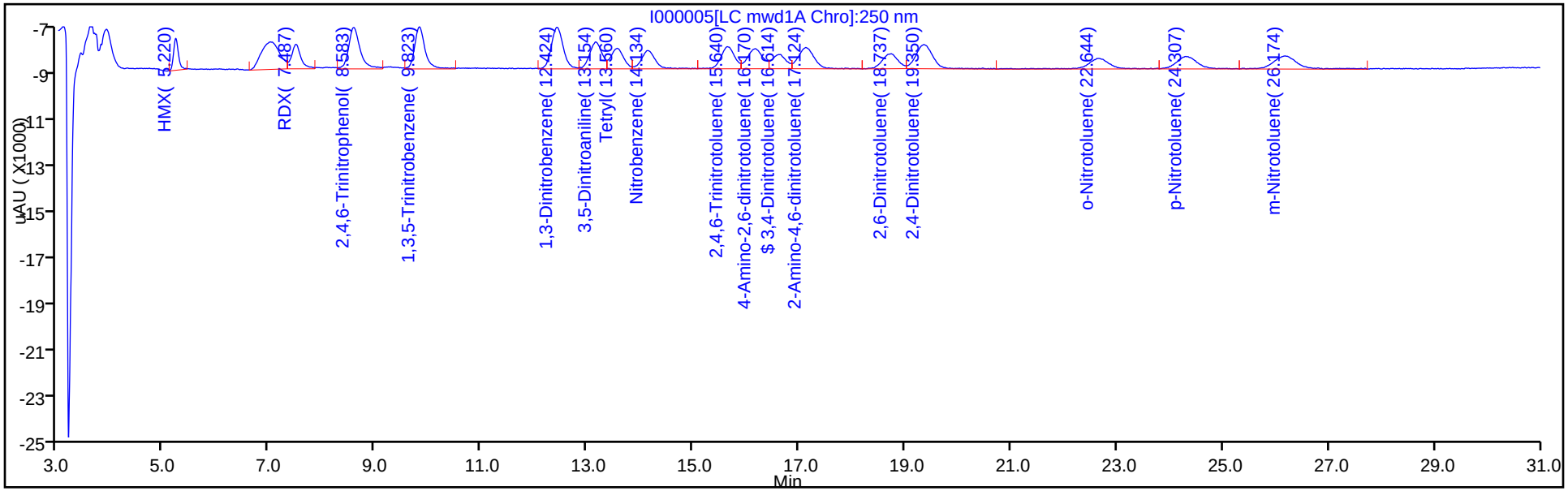

Y Scaling:

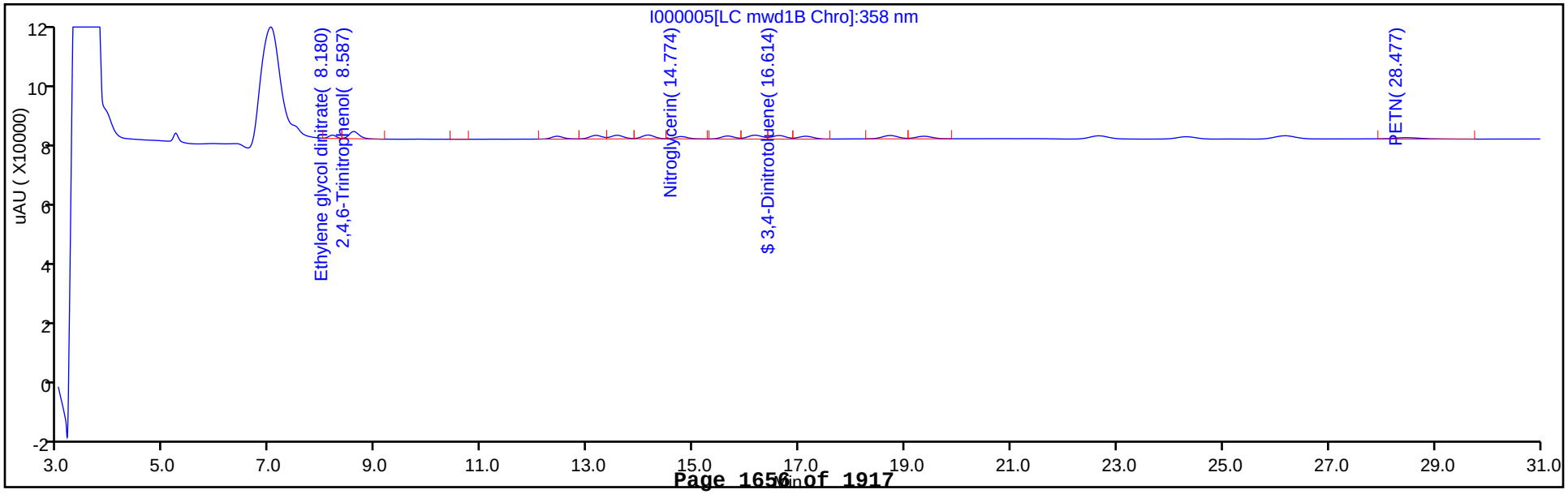

TestAmerica West Sacramento
Target Compound Quantitation Report

Data File:	\\SACChrom\ChromData\LC10\20130108-2133.b\I000006.D		
Lims ID:	STD03	Client ID:	
Inject. Date:	09-Jan-2013 13:09:58	Dil. Factor:	1.0000
Sample Type:	IC	Calib Level:	3
Sample ID:	320-0002133-004		
Misc. Info.:			
Operator:	RN	Instrument ID:	LC10
Injection Vol:	500.0 ul	ALS Bottle#:	84
Lims Batch ID:	8413	Lims Sample ID:	4
Sublist:	chrom-8330_LC10*sub1		
Method:	\\SACChrom\ChromData\LC10\20130108-2133.b\8330_LC10.m		
Last Update:	11-Jan-2013 11:31:38	Calib Date:	09-Jan-2013 16:30:35
Quant Method:	External Standard	Quant By:	Initial Calibration
Last ICal File:	\\SACChrom\ChromData\LC10\20130108-2133.b\I000011.D		
Limit Group:	LC 8330B ICAL		
Integrator:	Falcon		
Column Type:	Synergi Hydro-RP C18	Column Dia:	4.60 mm
Process Host:	XAWRK025		

Det	RT	EXP RT	DLT RT	Response	On-Col Amt ng/ml	Flags
11 HMX						
1	5.224	5.209	0.015	2618	20.2	
19 RDX						
1	7.501	7.479	0.022	1923	20.7	
3 Ethylene glycol dinitrate						
2	8.188	8.169	0.019	2135	19.2	
10 2,4,6-Trinitrophenol						
2	8.588	8.482	0.106	5842	49.1	
1	8.588	8.482	0.106	4259	50.2	
27 1,3,5-Trinitrobenzene						
1	9.824	9.809	0.015	3434	20.3	
24 1,3-Dinitrobenzene						
1	12.428	12.406	0.022	3395	20.4	
9 3,5-Dinitroaniline						
1	13.161	13.143	0.018	2181	20.5	
20 Tetryl						
1	13.575	13.549	0.026	1663	19.6	
5 Nitrobenzene						
1	14.151	14.123	0.028	1522	20.6	
7 Nitroglycerin						
2	14.775	14.753	0.022	1512	21.6	
25 2,4,6-Trinitrotoluene						
1	15.655	15.639	0.016	1824	20.1	
26 4-Amino-2,6-dinitrotoluene						
1	16.165	16.146	0.019	1644	20.1	
$ 30 3,4-Dinitrotoluene						
1	16.621	16.600	0.021	1131	19.4	
2	16.621	16.604	0.017	2108	19.4	
6 2-Amino-4,6-dinitrotoluene						
1	17.135	17.113	0.022	1742	20.2	

Det	RT	EXP RT	DLT RT	Response	On-Col Amt ng/ml	Flags
12 2,6-Dinitrotoluene						
1	18.728	18.699	0.029	1211	19.8	
23 2,4-Dinitrotoluene						
1	19.358	19.339	0.019	1984	20.0	
16 o-Nitrotoluene						
1	22.648	22.633	0.015	871	20.0	
15 p-Nitrotoluene						
1	24.305	24.286	0.019	1043	20.1	
8 m-Nitrotoluene						
1	26.161	26.139	0.022	1062	19.8	
21 PETN						
2	28.448	28.433	0.015	797	20.1	

Report Date: 11-Jan-2013 11:31:38 Chrom Revision: 2.1 03-Jan-2013 18:41:16

TestAmerica West Sacramento

Data File:	\\SACChrom\ChromData\LC10\20130108-2133.b\I000006.D		
Injection Date:	09-Jan-2013 13:09:58	Limit Group:	LC 8330B ICAL
Client ID:		Instrument ID:	LC10
Lims Batch ID:	8413	Lims Sample ID:	4
Operator ID:	RN	Injection Vol:	500.0 ul
Column Type:	Synergi Hydro-RP C18	Column Dia:	4.60 mm

Y Scaling:

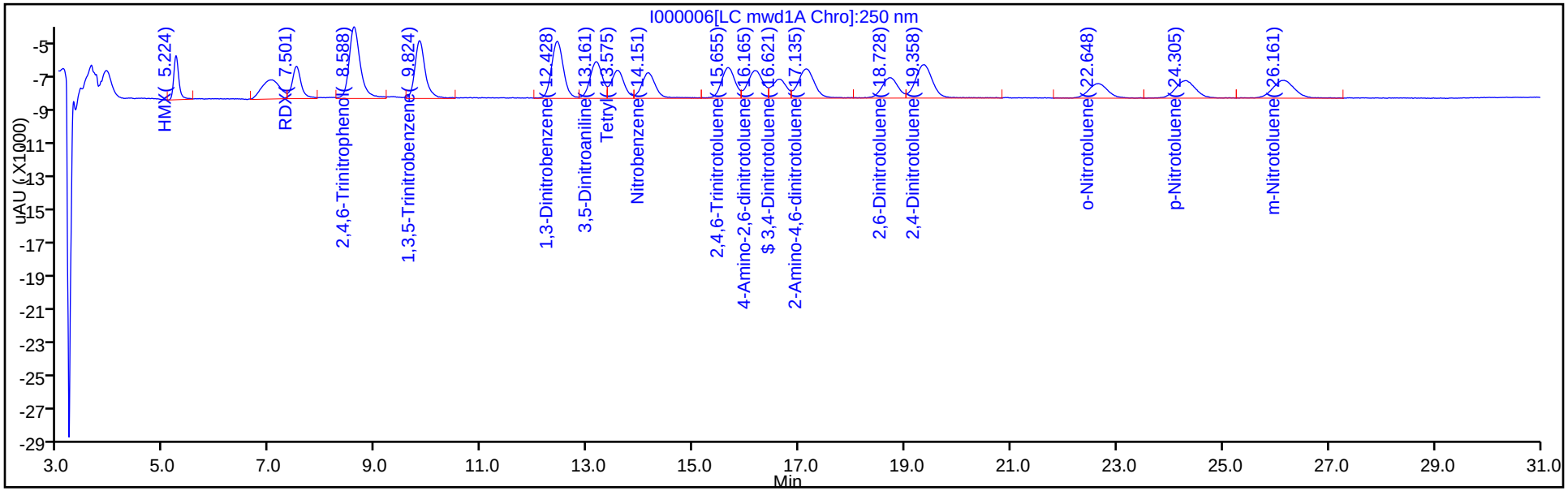

Y Scaling:

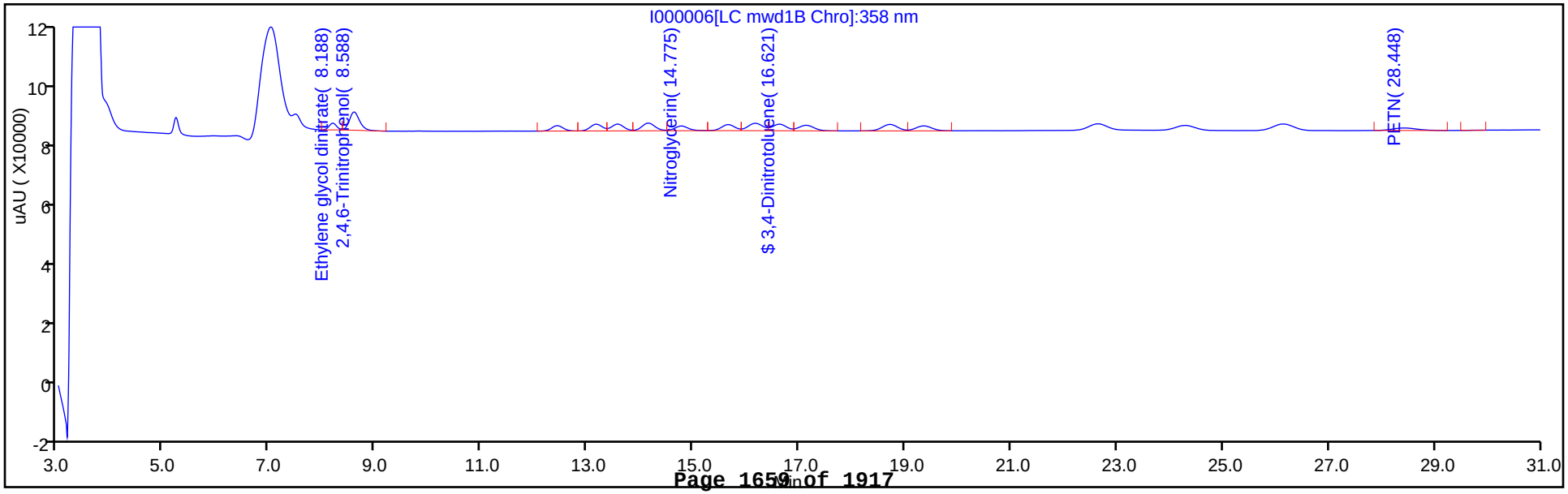

TestAmerica West Sacramento
Target Compound Quantitation Report

Data File:	\\SACChrom\ChromData\LC10\20130108-2133.b\I000007.D		
Lims ID:	STD04	Client ID:	
Inject. Date:	09-Jan-2013 13:50:07	Dil. Factor:	1.0000
Sample Type:	IC	Calib Level:	4
Sample ID:	320-0002133-005		
Misc. Info.:			
Operator:	RN	Instrument ID:	LC10
Injection Vol:	500.0 ul	ALS Bottle#:	85
Lims Batch ID:	8413	Lims Sample ID:	5
Sublist:	chrom-8330_LC10*sub1		
Method:	\\SACChrom\ChromData\LC10\20130108-2133.b\8330_LC10.m		
Last Update:	11-Jan-2013 11:31:39	Calib Date:	09-Jan-2013 16:30:35
Quant Method:	External Standard	Quant By:	Initial Calibration
Last ICal File:	\\SACChrom\ChromData\LC10\20130108-2133.b\I000011.D		
Limit Group:	LC 8330B ICAL		
Integrator:	Falcon		
Column Type:	Synergi Hydro-RP C18	Column Dia:	4.60 mm
Process Host:	XAWRK025		

First Level Reviewer: noonanr Date: 11-Jan-2013 08:05:26

Det	RT	EXP RT	DLT RT	Response	On-Col Amt ng/ml	Flags
11 HMX						
1	5.219	5.209	0.010	6461	49.9	
19 RDX						
1	7.489	7.479	0.010	4606	49.6	
3 Ethylene glycol dinitrate						
2	8.179	8.169	0.010	5878	52.9	
10 2,4,6-Trinitrophenol						
2	8.565	8.482	0.083	13367	112.4	
1	8.565	8.482	0.083	9416	111.0	
27 1,3,5-Trinitrobenzene						
1	9.815	9.809	0.006	8403	49.8	
24 1,3-Dinitrobenzene						
1	12.416	12.406	0.010	8329	50.2	
9 3,5-Dinitroaniline						
1	13.149	13.143	0.006	5296	49.8	
20 Tetryl						
1	13.549	13.549	0.0	4090	48.3	
5 Nitrobenzene						
1	14.132	14.123	0.009	3679	49.9	
7 Nitroglycerin						
2	14.756	14.753	0.003	3447	49.2	
25 2,4,6-Trinitrotoluene						
1	15.642	15.639	0.003	4465	49.2	
26 4-Amino-2,6-dinitrotoluene						
1	16.152	16.146	0.006	4030	49.4	
$ 30 3,4-Dinitrotoluene						
1	16.599	16.600	-0.001	2818	48.4	
2	16.606	16.604	0.002	5355	49.2	

Det	RT	EXP RT	DLT RT	Response	On-Col Amt ng/ml	Flags
6 2-Amino-4,6-dinitrotoluene						
1	17.112	17.113	-0.001	4303	50.0	
12 2,6-Dinitrotoluene						
1	18.706	18.699	0.007	3018	49.4	
23 2,4-Dinitrotoluene						
1	19.342	19.339	0.003	4892	49.3	
16 o-Nitrotoluene						
1	22.636	22.633	0.003	2127	48.9	
15 p-Nitrotoluene						
1	24.306	24.286	0.020	2542	48.9	
8 m-Nitrotoluene						
1	26.152	26.139	0.013	2605	48.5	
21 PETN						
2	28.462	28.433	0.029	1933	48.7	

Report Date: 11-Jan-2013 11:31:39 Chrom Revision: 2.1 03-Jan-2013 18:41:16

TestAmerica West Sacramento

Data File:	\\SACChrom\ChromData\LC10\20130108-2133.b\I000007.D		
Injection Date:	09-Jan-2013 13:50:07	Limit Group:	LC 8330B ICAL
Client ID:		Instrument ID:	LC10
Lims Batch ID:	8413	Lims Sample ID:	5
Operator ID:	RN	Injection Vol:	500.0 ul
Column Type:	Synergi Hydro-RP C18	Column Dia:	4.60 mm

Y Scaling:

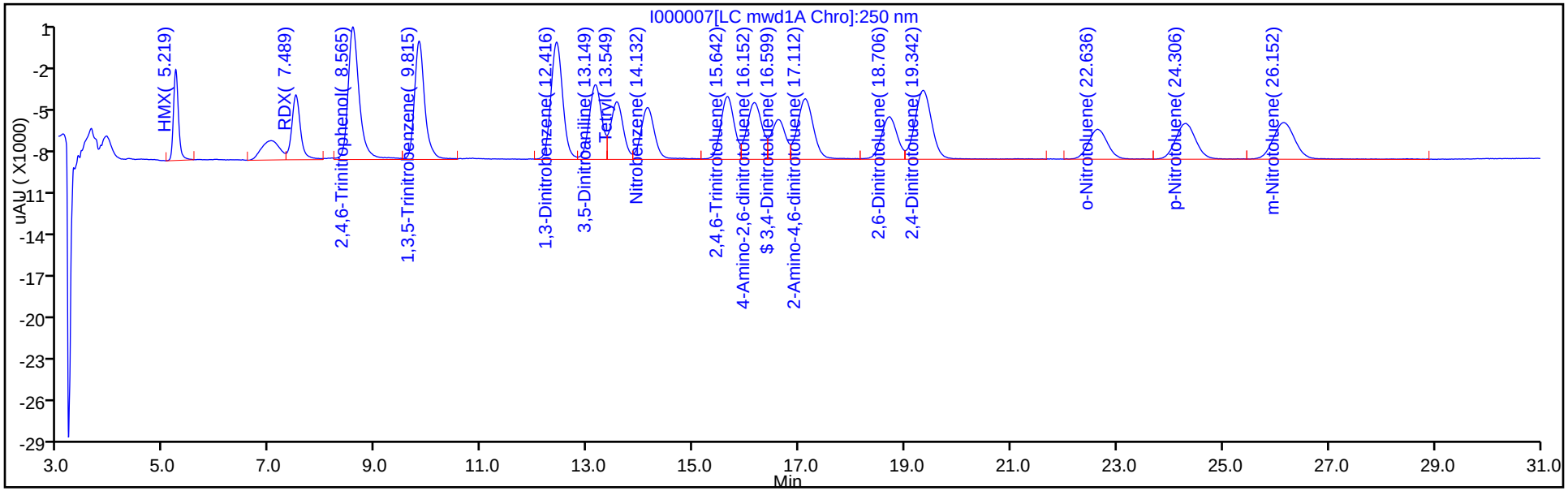

Y Scaling:

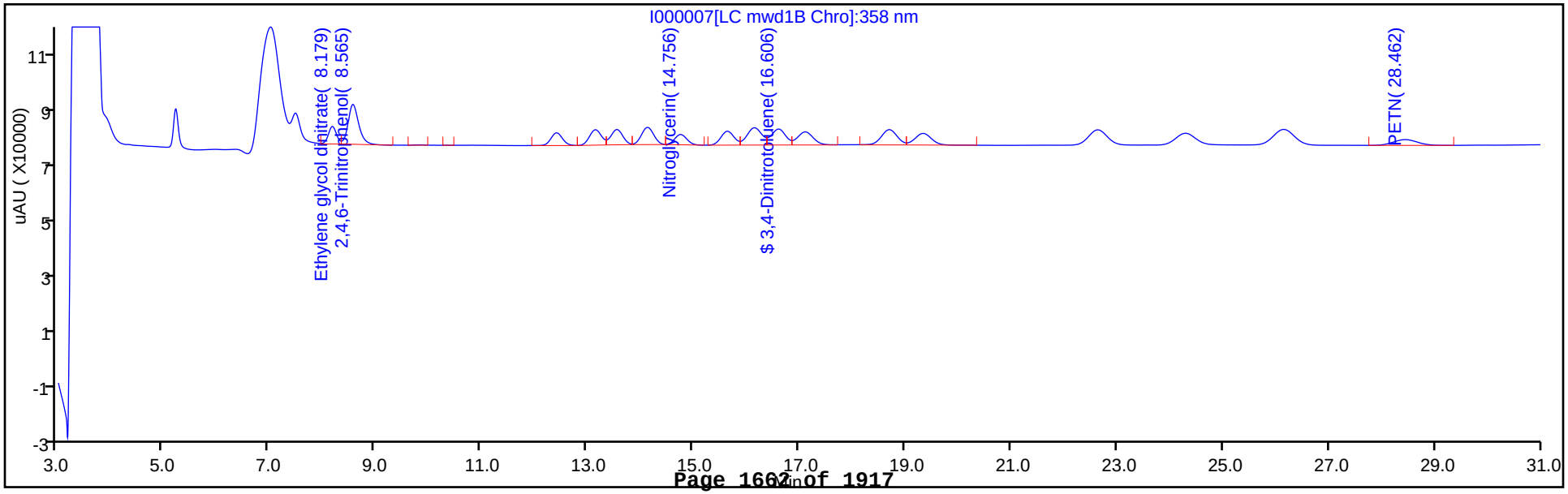

TestAmerica West Sacramento
Target Compound Quantitation Report

Data File:	\\SACChrom\ChromData\LC10\20130108-2133.b\I000008.D		
Lims ID:	STD05	Client ID:	
Inject. Date:	09-Jan-2013 14:30:14	Dil. Factor:	1.0000
Sample Type:	IC	Calib Level:	5
Sample ID:	320-0002133-006		
Misc. Info.:			
Operator:	RN	Instrument ID:	LC10
Injection Vol:	500.0 ul	ALS Bottle#:	86
Lims Batch ID:	8413	Lims Sample ID:	6
Sublist:	chrom-8330_LC10*sub1		
Method:	\\SACChrom\ChromData\LC10\20130108-2133.b\8330_LC10.m		
Last Update:	11-Jan-2013 11:31:39	Calib Date:	09-Jan-2013 16:30:35
Quant Method:	External Standard	Quant By:	Initial Calibration
Last ICal File:	\\SACChrom\ChromData\LC10\20130108-2133.b\I000011.D		
Limit Group:	LC 8330B ICAL		
Integrator:	Falcon		
Column Type:	Synergi Hydro-RP C18	Column Dia:	4.60 mm
Process Host:	XAWRK025		

First Level Reviewer: noonanr Date: 09-Jan-2013 15:13:30

Det	RT	EXP RT	DLT RT	Response	On-Col Amt ng/ml	Flags
11 HMX						
1	5.220	5.220	0.0	14056	108.5	
19 RDX						
1	7.490	7.490	0.0	9759	105.2	
3 Ethylene glycol dinitrate						
2	8.177	8.177	0.0	12201	109.8	
10 2,4,6-Trinitrophenol						
2	8.560	8.560	0.0	25432	213.9	
1	8.560	8.560	0.0	17786	209.7	
27 1,3,5-Trinitrobenzene						
1	9.817	9.817	0.0	18175	107.6	
24 1,3-Dinitrobenzene						
1	12.410	12.410	0.0	18010	108.5	
9 3,5-Dinitroaniline						
1	13.144	13.144	0.0	11413	107.4	
20 Tetryl						
1	13.554	13.554	0.0	8927	105.4	
5 Nitrobenzene						
1	14.124	14.124	0.0	7946	107.8	
7 Nitroglycerin						
2	14.750	14.750	0.0	7391	105.5	
25 2,4,6-Trinitrotoluene						
1	15.637	15.637	0.0	9713	107.0	
26 4-Amino-2,6-dinitrotoluene						
1	16.147	16.147	0.0	8718	106.8	
$ 30 3,4-Dinitrotoluene						
1	16.600	16.600	0.0	5968	102.5	
2	16.604	16.604	0.0	11337	104.3	

Det	RT	EXP RT	DLT RT	Response	On-Col Amt ng/ml	Flags
6 2-Amino-4,6-dinitrotoluene						
1	17.107	17.107	0.0	9250	107.5	
12 2,6-Dinitrotoluene						
1	18.694	18.694	0.0	6540	107.0	
23 2,4-Dinitrotoluene						
1	19.330	19.330	0.0	10655	107.3	
16 o-Nitrotoluene						
1	22.624	22.624	0.0	4634	106.5	
15 p-Nitrotoluene						
1	24.274	24.274	0.0	5548	106.7	
8 m-Nitrotoluene						
1	26.127	26.127	0.0	5691	106.0	
21 PETN						
2	28.410	28.410	0.0	4235	106.6	

Report Date: 11-Jan-2013 11:31:40 Chrom Revision: 2.1 03-Jan-2013 18:41:16

TestAmerica West Sacramento

Data File:	\\SACChrom\ChromData\LC10\20130108-2133.b\I000008.D		
Injection Date:	09-Jan-2013 14:30:14	Limit Group:	LC 8330B ICAL
Client ID:		Instrument ID:	LC10
Lims Batch ID:	8413	Lims Sample ID:	6
Operator ID:	RN	Injection Vol:	500.0 ul
Column Type:	Synergi Hydro-RP C18	Column Dia:	4.60 mm

Y Scaling:

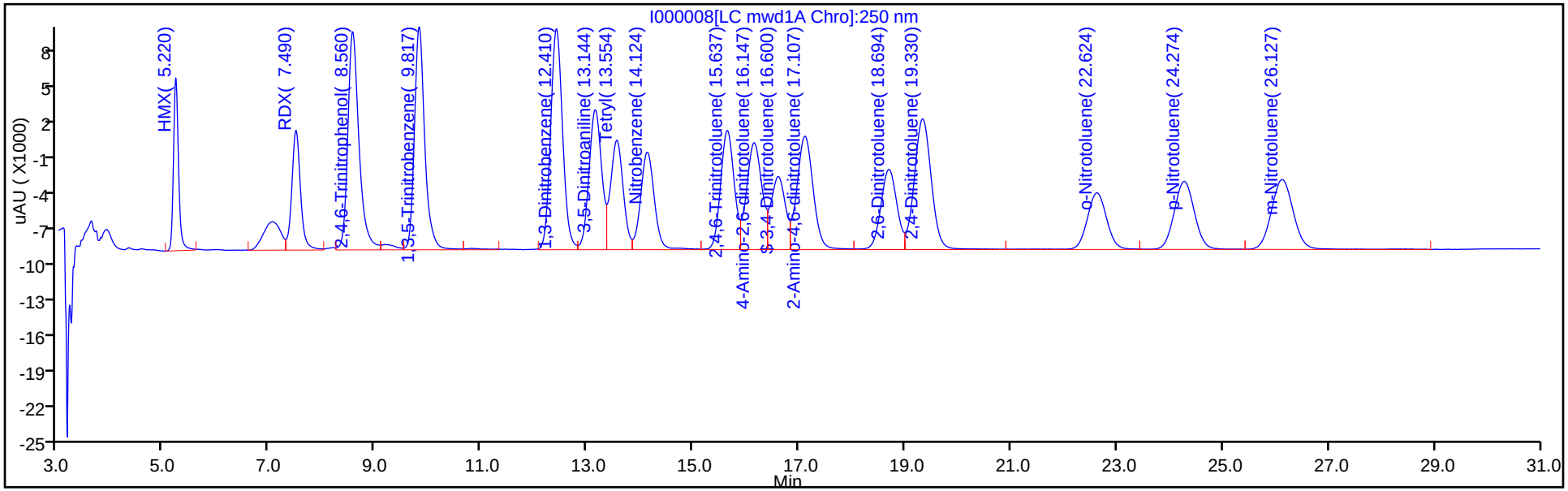

Y Scaling:

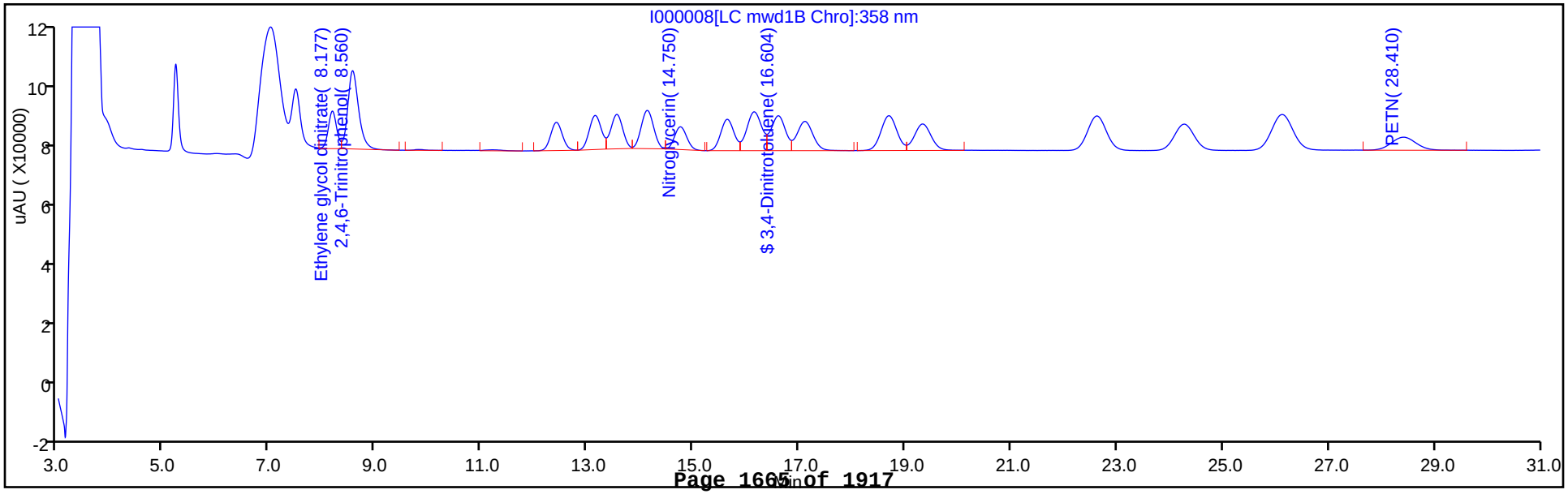

TestAmerica West Sacramento
Target Compound Quantitation Report

Data File:	\\SACChrom\ChromData\LC10\20130108-2133.b\I000009.D		
Lims ID:	STD06	Client ID:	
Inject. Date:	09-Jan-2013 15:10:18	Dil. Factor:	1.0000
Sample Type:	IC	Calib Level:	6
Sample ID:	320-0002133-007		
Misc. Info.:			
Operator:	RN	Instrument ID:	LC10
Injection Vol:	500.0 ul	ALS Bottle#:	87
Lims Batch ID:	8413	Lims Sample ID:	7
Sublist:	chrom-8330_LC10*sub1		
Method:	\\SACChrom\ChromData\LC10\20130108-2133.b\8330_LC10.m		
Last Update:	11-Jan-2013 11:31:40	Calib Date:	09-Jan-2013 16:30:35
Quant Method:	External Standard	Quant By:	Initial Calibration
Last ICal File:	\\SACChrom\ChromData\LC10\20130108-2133.b\I000011.D		
Limit Group:	LC 8330B ICAL		
Integrator:	Falcon		
Column Type:	Synergi Hydro-RP C18	Column Dia:	4.60 mm
Process Host:	XAWRK025		

Det	RT	EXP RT	DLT RT	Response	On-Col Amt ng/ml	Flags
11 HMX						
1	5.214	5.220	-0.006	26322	203.2	
19 RDX						
1	7.488	7.490	-0.002	17746	191.3	
3 Ethylene glycol dinitrate						
2	8.174	8.177	-0.003	23039	207.3	
10 2,4,6-Trinitrophenol						
2	8.531	8.560	-0.029	60554	509.3	
1	8.531	8.560	-0.029	41944	494.6	
27 1,3,5-Trinitrobenzene						
1	9.818	9.817	0.001	33979	201.2	
24 1,3-Dinitrobenzene						
1	12.421	12.410	0.011	33514	201.8	
9 3,5-Dinitroaniline						
1	13.165	13.144	0.021	21295	200.4	
20 Tetryl						
1	13.571	13.554	0.017	16834	198.7	
5 Nitrobenzene						
1	14.141	14.124	0.017	14791	200.6	
7 Nitroglycerin						
2	14.771	14.750	0.021	14042	200.4	
25 2,4,6-Trinitrotoluene						
1	15.658	15.637	0.021	18296	201.5	
26 4-Amino-2,6-dinitrotoluene						
1	16.175	16.147	0.028	16378	200.6	
$ 30 3,4-Dinitrotoluene						
1	16.628	16.600	0.028	11381	195.4	
2	16.628	16.604	0.024	21590	198.6	
6 2-Amino-4,6-dinitrotoluene						
1	17.135	17.107	0.028	17333	201.5	

Det	RT	EXP RT	DLT RT	Response	On-Col Amt ng/ml	Flags
12 2,6-Dinitrotoluene						
1	18.718	18.694	0.024	12228	200.1	
23 2,4-Dinitrotoluene						
1	19.355	19.330	0.025	19990	201.3	
16 o-Nitrotoluene						
1	22.645	22.624	0.021	8658	199.1	
15 p-Nitrotoluene						
1	24.298	24.274	0.024	10425	200.4	
8 m-Nitrotoluene						
1	26.148	26.127	0.021	10701	199.3	
21 PETN						
2	28.445	28.410	0.035	8021	202.0	

Report Date: 11-Jan-2013 11:31:40 Chrom Revision: 2.1 03-Jan-2013 18:41:16

TestAmerica West Sacramento

Data File:	\\SACChrom\ChromData\LC10\20130108-2133.b\I000009.D		
Injection Date:	09-Jan-2013 15:10:18	Limit Group:	LC 8330B ICAL
Client ID:		Instrument ID:	LC10
Lims Batch ID:	8413	Lims Sample ID:	7
Operator ID:	RN	Injection Vol:	500.0 ul
Column Type:	Synergi Hydro-RP C18	Column Dia:	4.60 mm

Y Scaling:

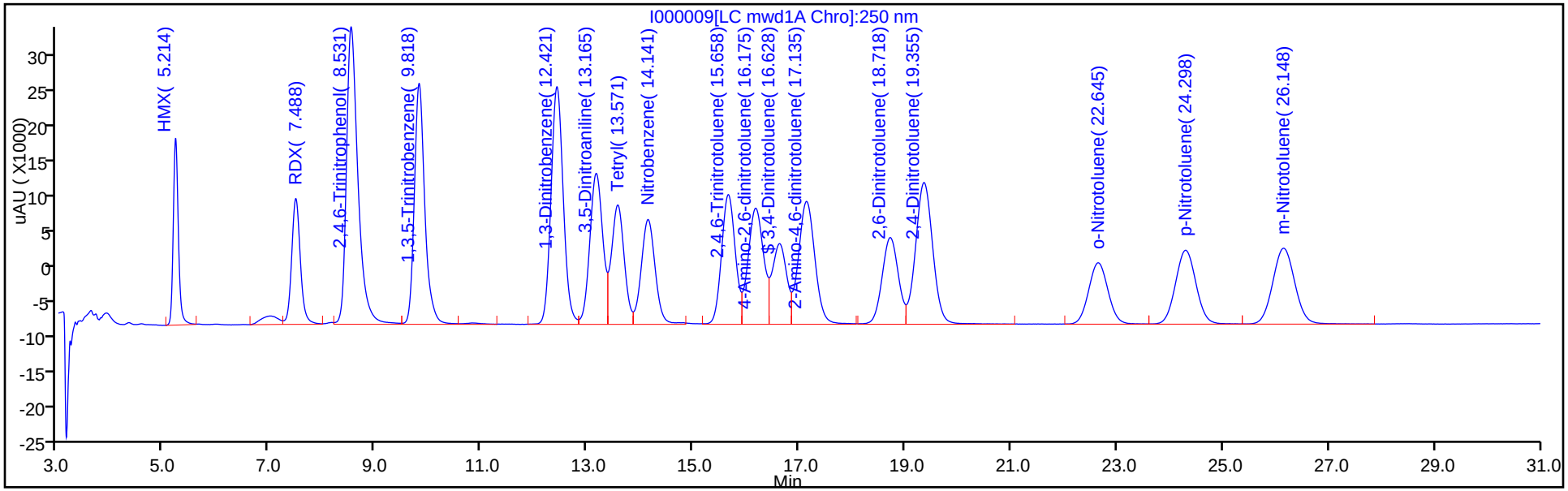

Y Scaling:

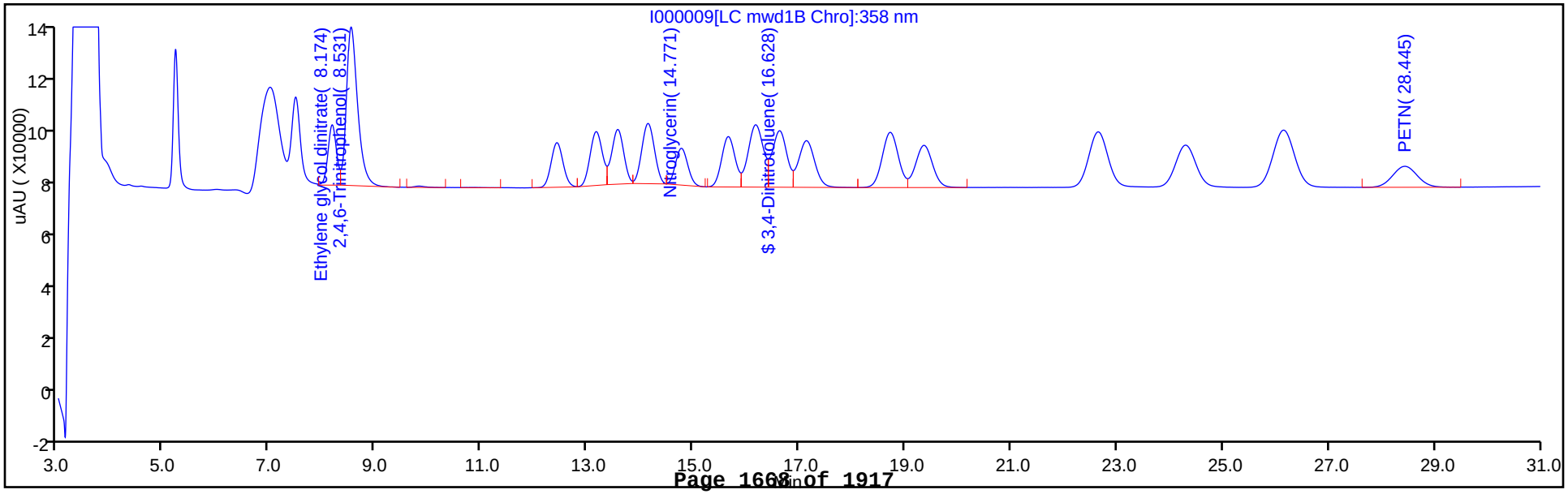

TestAmerica West Sacramento
Target Compound Quantitation Report

Data File:	\\SACChrom\ChromData\LC10\20130108-2133.b\I000010.D		
Lims ID:	STD07	Client ID:	
Inject. Date:	09-Jan-2013 15:50:25	Dil. Factor:	1.0000
Sample Type:	IC	Calib Level:	7
Sample ID:	320-0002133-008		
Misc. Info.:			
Operator:	RN	Instrument ID:	LC10
Injection Vol:	500.0 ul	ALS Bottle#:	88
Lims Batch ID:	8413	Lims Sample ID:	8
Sublist:	chrom-8330_LC10*sub1		
Method:	\\SACChrom\ChromData\LC10\20130108-2133.b\8330_LC10.m		
Last Update:	11-Jan-2013 11:31:41	Calib Date:	09-Jan-2013 16:30:35
Quant Method:	External Standard	Quant By:	Initial Calibration
Last ICal File:	\\SACChrom\ChromData\LC10\20130108-2133.b\I000011.D		
Limit Group:	LC 8330B ICAL		
Integrator:	Falcon		
Column Type:	Synergi Hydro-RP C18	Column Dia:	4.60 mm
Process Host:	XAWRK025		

Det	RT	EXP RT	DLT RT	Response	On-Col Amt ng/ml	Flags
11 HMX						
1	5.215	5.220	-0.005	63600	490.9	
19 RDX						
1	7.478	7.490	-0.012	41186	443.9	
3 Ethylene glycol dinitrate						
2	8.168	8.177	-0.009	53133	478.0	
10 2,4,6-Trinitrophenol						
2	8.485	8.560	-0.075	114012	958.9	
1	8.485	8.560	-0.075	77844	917.9	
27 1,3,5-Trinitrobenzene						
1	9.812	9.817	-0.005	81393	482.0	
24 1,3-Dinitrobenzene						
1	12.408	12.410	-0.002	79573	479.2	
9 3,5-Dinitroaniline						
1	13.148	13.144	0.004	50570	475.9	
20 Tetryl						
1	13.565	13.554	0.011	41281	487.3	
5 Nitrobenzene						
1	14.128	14.124	0.004	35144	476.6	
7 Nitroglycerin						
2	14.765	14.750	0.015	34334	490.0	
25 2,4,6-Trinitrotoluene						
1	15.655	15.637	0.018	44668	491.8	
26 4-Amino-2,6-dinitrotoluene						
1	16.162	16.147	0.015	39660	485.8	
$ 30 3,4-Dinitrotoluene						
1	16.615	16.600	0.015	17771	305.1	
2	16.618	16.604	0.014	33352	306.7	
6 2-Amino-4,6-dinitrotoluene						
1	17.125	17.107	0.018	41793	485.8	

Det	RT	EXP RT	DLT RT	Response	On-Col Amt ng/ml	Flags
12 2,6-Dinitrotoluene						
1	18.715	18.694	0.021	29810	487.7	
23 2,4-Dinitrotoluene						
1	19.352	19.330	0.022	48691	490.3	
16 o-Nitrotoluene						
1	22.648	22.624	0.024	21101	485.1	
15 p-Nitrotoluene						
1	24.302	24.274	0.028	25488	490.0	
8 m-Nitrotoluene						
1	26.155	26.127	0.028	26180	487.6	
21 PETN						
2	28.465	28.410	0.055	19526	491.7	

Report Date: 11-Jan-2013 11:31:41 Chrom Revision: 2.1 03-Jan-2013 18:41:16

TestAmerica West Sacramento

Data File:	\\SACChrom\ChromData\LC10\20130108-2133.b\I000010.D		
Injection Date:	09-Jan-2013 15:50:25	Limit Group:	LC 8330B ICAL
Client ID:		Instrument ID:	LC10
Lims Batch ID:	8413	Lims Sample ID:	8
Operator ID:	RN	Injection Vol:	500.0 ul
Column Type:	Synergi Hydro-RP C18	Column Dia:	4.60 mm

Y Scaling:

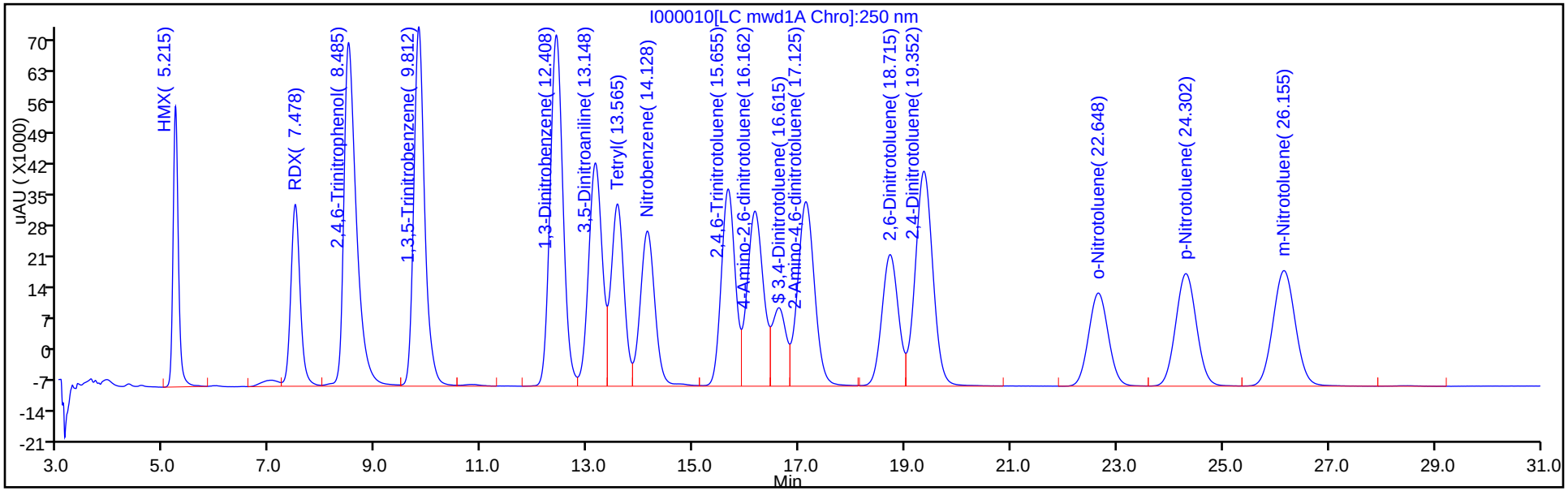

Y Scaling:

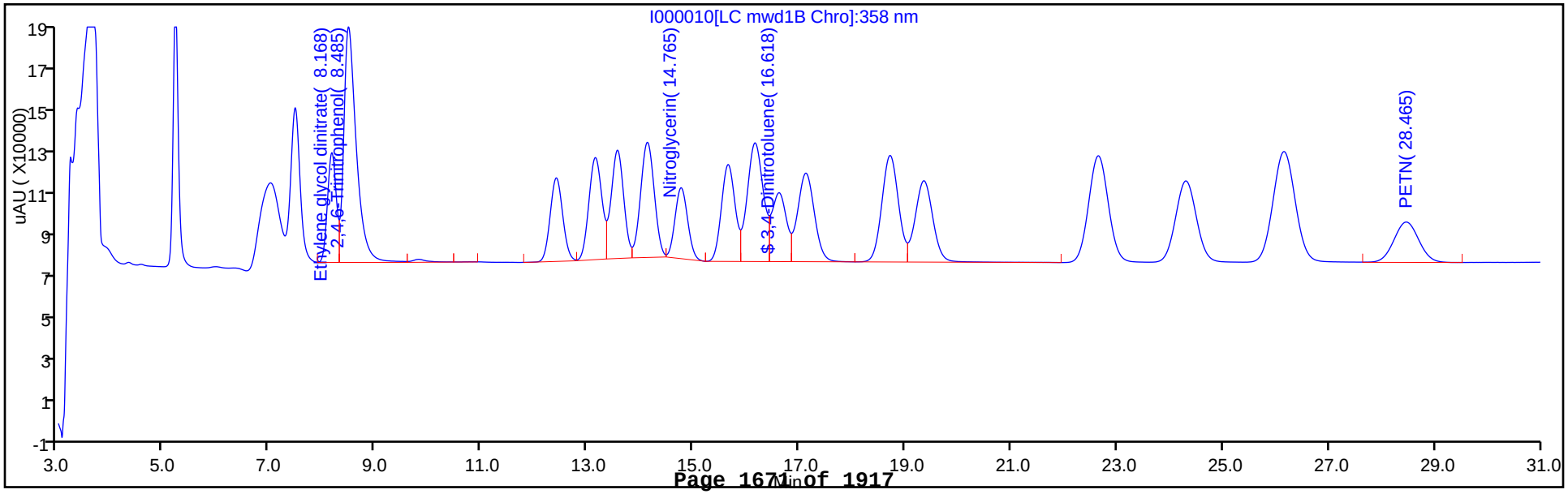

TestAmerica West Sacramento
Target Compound Quantitation Report

Data File:	\\SACChrom\ChromData\LC10\20130108-2133.b\I000011.D		
Lims ID:	STD08	Client ID:	
Inject. Date:	09-Jan-2013 16:30:35	Dil. Factor:	1.0000
Sample Type:	IC	Calib Level:	8
Sample ID:	320-0002133-009		
Misc. Info.:			
Operator:	RN	Instrument ID:	LC10
Injection Vol:	500.0 ul	ALS Bottle#:	89
Lims Batch ID:	8413	Lims Sample ID:	9
Sublist:	chrom-8330_LC10*sub1		
Method:	\\SACChrom\ChromData\LC10\20130108-2133.b\8330_LC10.m		
Last Update:	11-Jan-2013 11:31:42	Calib Date:	09-Jan-2013 16:30:35
Quant Method:	External Standard	Quant By:	Initial Calibration
Last ICal File:	\\SACChrom\ChromData\LC10\20130108-2133.b\I000011.D		
Limit Group:	LC 8330B ICAL		
Integrator:	Falcon		
Column Type:	Synergi Hydro-RP C18	Column Dia:	4.60 mm
Process Host:	XAWRK025		

First Level Reviewer: noonanr Date: 10-Jan-2013 07:17:08

Det	RT	EXP RT	DLT RT	Response	On-Col Amt ng/ml	Flags
11 HMX						
1	5.194	5.220	-0.026	113063	872.6	
19 RDX						
1	7.441	7.490	-0.049	67728	730.0	
3 Ethylene glycol dinitrate						
2	8.148	8.177	-0.029	91434	822.5	
10 2,4,6-Trinitrophenol						
2	8.401	8.560	-0.159	195808	1646.9	
1	8.404	8.560	-0.156	131662	1552.5	
27 1,3,5-Trinitrobenzene						
1	9.784	9.817	-0.033	144139	853.6	
24 1,3-Dinitrobenzene						
1	12.371	12.410	-0.039	138485	833.9	
9 3,5-Dinitroaniline						
1	13.101	13.144	-0.043	87623	824.7	
20 Tetryl						
1	13.528	13.554	-0.026	78272	924.0	
5 Nitrobenzene						
1	14.085	14.124	-0.039	61288	831.2	
7 Nitroglycerin						
2	14.731	14.750	-0.019	63097	900.5	
25 2,4,6-Trinitrotoluene						
1	15.621	15.637	-0.016	83397	918.3	
26 4-Amino-2,6-dinitrotoluene						
1	16.115	16.147	-0.032	71837	879.9	
$ 30 3,4-Dinitrotoluene						
1	16.568	16.600	-0.032	28682	492.4	
2	16.571	16.604	-0.033	52987	487.3	

Det	RT	EXP RT	DLT RT	Response	On-Col Amt ng/ml	Flags
6 2-Amino-4,6-dinitrotoluene						
1	17.075	17.107	-0.032	75025	872.1	
12 2,6-Dinitrotoluene						
1	18.675	18.694	-0.019	54791	896.4	
23 2,4-Dinitrotoluene						
1	19.311	19.330	-0.019	89663	902.9	
16 o-Nitrotoluene						
1	22.605	22.624	-0.019	38850	893.2	
15 p-Nitrotoluene						
1	24.265	24.274	-0.009	47265	908.6	
8 m-Nitrotoluene						
1	26.121	26.127	-0.006	48879	910.3	
21 PETN						
2	28.451	28.410	0.041	38241	963.0	

Report Date: 11-Jan-2013 11:31:42 Chrom Revision: 2.1 03-Jan-2013 18:41:16

TestAmerica West Sacramento

Data File:	\\SACChrom\ChromData\LC10\20130108-2133.b\I000011.D		
Injection Date:	09-Jan-2013 16:30:35	Limit Group:	LC 8330B ICAL
Client ID:		Instrument ID:	LC10
Lims Batch ID:	8413	Lims Sample ID:	9
Operator ID:	RN	Injection Vol:	500.0 ul
Column Type:	Synergi Hydro-RP C18	Column Dia:	4.60 mm

Y Scaling:

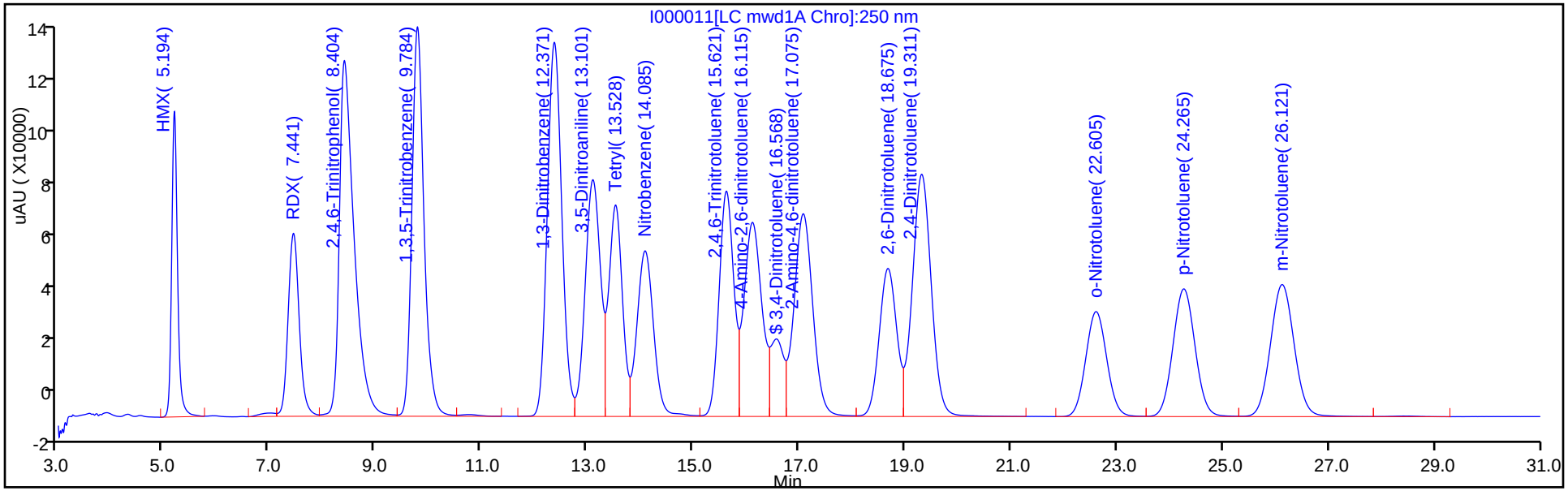

Y Scaling:

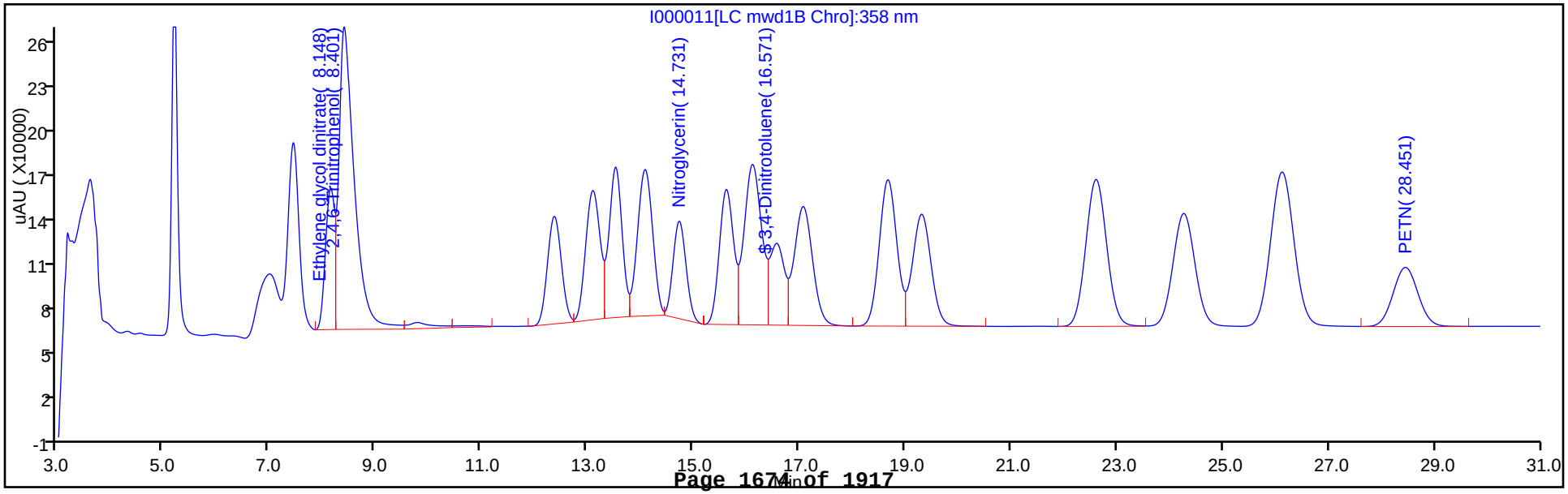

FORM VII
HPLC/IC CONTINUING CALIBRATION DATA

Lab Name: TestAmerica Sacramento Job No.: 240-21987-1

SDG No.:

Lab Sample ID: ICV 320-8413/11 Calibration Date: 01/09/2013 17:50

Instrument ID: LC10 Calib Start Date: 01/09/2013 11:49

GC Column: Synergi C18 ID: 4.60(mm) Calib End Date: 01/09/2013 16:30

Lab File ID: I000013.D Conc. Units: ng/mL

ANALYTE	CURVE TYPE	AVE CF	CF	MIN CF	CALC AMOUNT	SPIKE AMOUNT	%D	MAX %D
HMX	Ave	129.6	130.5		503	500	0.7	20.0
RDX	Ave	92.77	86.46		466	500	-6.8	20.0
Ethylene glycol dinitrate	Ave	111.2	112.2		504	500	0.9	20.0
Picric acid	Ave	118.9	115.0		968	1000	-3.2	20.0
1,3,5-Trinitrobenzene	Ave	168.9	162.2		480	500	-4.0	20.0
1,3-Dinitrobenzene	Ave	166.1	157.2		473	500	-5.3	20.0
3,5-Dinitroaniline	Ave	106.3	107.3		505	500	1.0	20.0
Tetryl	Ave	84.71	97.33		575	500	14.9	20.0
Nitrobenzene	Ave	73.73	72.39		491	500	-1.8	20.0
Nitroglycerin	Ave	70.07	71.89		513	500	2.6	20.0
2,4,6-Trinitrotoluene	Ave	90.82	98.66		543	500	8.6	20.0
4-Amino-2,6-dinitrotoluene	Ave	81.64	76.62		469	500	-6.1	20.0
2-Amino-4,6-dinitrotoluene	Ave	86.03	84.11		489	500	-2.2	20.0
2,6-Dinitrotoluene	Ave	61.12	59.92		490	500	-2.0	20.0
2,4-Dinitrotoluene	Ave	99.31	97.50		491	500	-1.8	20.0
2-Nitrotoluene	Ave	43.50	42.21		485	500	-2.9	20.0
4-Nitrotoluene	Ave	52.02	50.98		490	500	-2.0	20.0
3-Nitrotoluene	Ave	53.69	50.64		472	500	-5.7	20.0
PETN	Ave	39.71	39.48		497	500	-0.6	20.0

FORM VII
HPLC/IC CONTINUING CALIBRATION RETENTION TIME SUMMARY

Lab Name: TestAmerica Sacramento Job No.: 240-21987-1

SDG No.:

Lab Sample ID: ICV 320-8413/11 Calibration Date: 01/09/2013 17:50

Instrument ID: LC10 Calib Start Date: 01/09/2013 11:49

GC Column: Synergi C18 ID: 4.60(mm) Calib End Date: 01/09/2013 16:30

Lab File ID: I000013.D

Analyte	RT	RT WINDOW	
		FROM	TO
HMX	5.21	4.96	5.46
RDX	7.48	7.23	7.73
Ethylene glycol dinitrate	8.17	7.92	8.42
Picric acid	8.48	8.23	8.73
1,3,5-Trinitrobenzene	9.81	9.56	10.06
1,3-Dinitrobenzene	12.41	12.16	12.66
3,5-Dinitroaniline	13.14	12.89	13.39
Tetryl	13.55	13.30	13.80
Nitrobenzene	14.12	13.87	14.37
Nitroglycerin	14.75	14.50	15.00
2,4,6-Trinitrotoluene	15.64	15.39	15.89
4-Amino-2,6-dinitrotoluene	16.15	15.90	16.40
2-Amino-4,6-dinitrotoluene	17.11	16.86	17.36
2,6-Dinitrotoluene	18.70	18.45	18.95
2,4-Dinitrotoluene	19.34	19.09	19.59
2-Nitrotoluene	22.63	22.38	22.88
4-Nitrotoluene	24.29	24.04	24.54
3-Nitrotoluene	26.14	25.89	26.39
PETN	28.43	28.18	28.68

TestAmerica West Sacramento
Target Compound Quantitation Report

Data File:	\\SACChrom\ChromData\LC10\20130108-2133.b\I000013.D		
Lims ID:	ICV	Client ID:	
Inject. Date:	09-Jan-2013 17:50:42	Dil. Factor:	1.0000
Sample Type:	ICV		
Sample ID:	320-0002133-011		
Misc. Info.:			
Operator:	RN	Instrument ID:	LC10
Injection Vol:	500.0 ul	ALS Bottle#:	90
Lims Batch ID:	8413	Lims Sample ID:	11
Sublist:			

Method:	\\SACChrom\ChromData\LC10\20130108-2133.b\8330_LC10.m		
Last Update:	11-Jan-2013 11:31:43	Calib Date:	09-Jan-2013 16:30:35
Quant Method:	External Standard	Quant By:	Initial Calibration
Last ICal File:	\\SACChrom\ChromData\LC10\20130108-2133.b\I000011.D		
Limit Group:	LC 8330B ICAL		
Integrator:	Falcon		
Column Type:	Synergi Hydro-RP C18	Column Dia:	4.60 mm
Process Host:	XAWRK025		

First Level Reviewer: noonanr Date: 10-Jan-2013 07:15:34

Det	RT	EXP RT	DLT RT	Response	On-Col Amt ng/ml	Flags
11 HMX						
1	5.209	5.209	0.0	65237	503.5	
19 RDX						
1	7.479	7.479	0.0	43232	466.0	
3 Ethylene glycol dinitrate						
2	8.169	8.169	0.0	56082	504.5	
10 2,4,6-Trinitrophenol						
2	8.482	8.482	0.0	115032	967.5	
1	8.482	8.482	0.0	78425	924.8	
27 1,3,5-Trinitrobenzene						
1	9.809	9.809	0.0	81078	480.2	
24 1,3-Dinitrobenzene						
1	12.406	12.406	0.0	78605	473.3	
9 3,5-Dinitroaniline						
1	13.143	13.143	0.0	53656	505.0	
20 Tetryl						
1	13.549	13.549	0.0	48665	574.5	E
5 Nitrobenzene						
1	14.123	14.123	0.0	36195	490.9	
7 Nitroglycerin						
2	14.753	14.753	0.0	35944	513.0	
25 2,4,6-Trinitrotoluene						
1	15.639	15.639	0.0	49331	543.2	
26 4-Amino-2,6-dinitrotoluene						
1	16.146	16.146	0.0	38311	469.3	
6 2-Amino-4,6-dinitrotoluene						
1	17.113	17.113	0.0	42055	488.8	

Det	RT	EXP RT	DLT RT	Response	On-Col Amt ng/ml	Flags
12 2,6-Dinitrotoluene						
1	18.699	18.699	0.0	29961	490.2	
23 2,4-Dinitrotoluene						
1	19.339	19.339	0.0	48750	490.9	
16 o-Nitrotoluene						
1	22.633	22.633	0.0	21107	485.3	
15 p-Nitrotoluene						
1	24.286	24.286	0.0	25490	490.0	
8 m-Nitrotoluene						
1	26.139	26.139	0.0	25318	471.5	
21 PETN						
2	28.433	28.433	0.0	19739	497.1	

QC Flag Legend

Processing Flags
E - Exceeded Maximum Amount

Report Date: 11-Jan-2013 11:31:44 Chrom Revision: 2.1 03-Jan-2013 18:41:16

TestAmerica West Sacramento

Data File:	\\SACChrom\ChromData\LC10\20130108-2133.b\I000013.D		
Injection Date:	09-Jan-2013 17:50:42	Limit Group:	LC 8330B ICAL
Client ID:		Instrument ID:	LC10
Lims Batch ID:	8413	Lims Sample ID:	11
Operator ID:	RN	Injection Vol:	500.0 ul
Column Type:	Synergi Hydro-RP C18	Column Dia:	4.60 mm

Y Scaling:

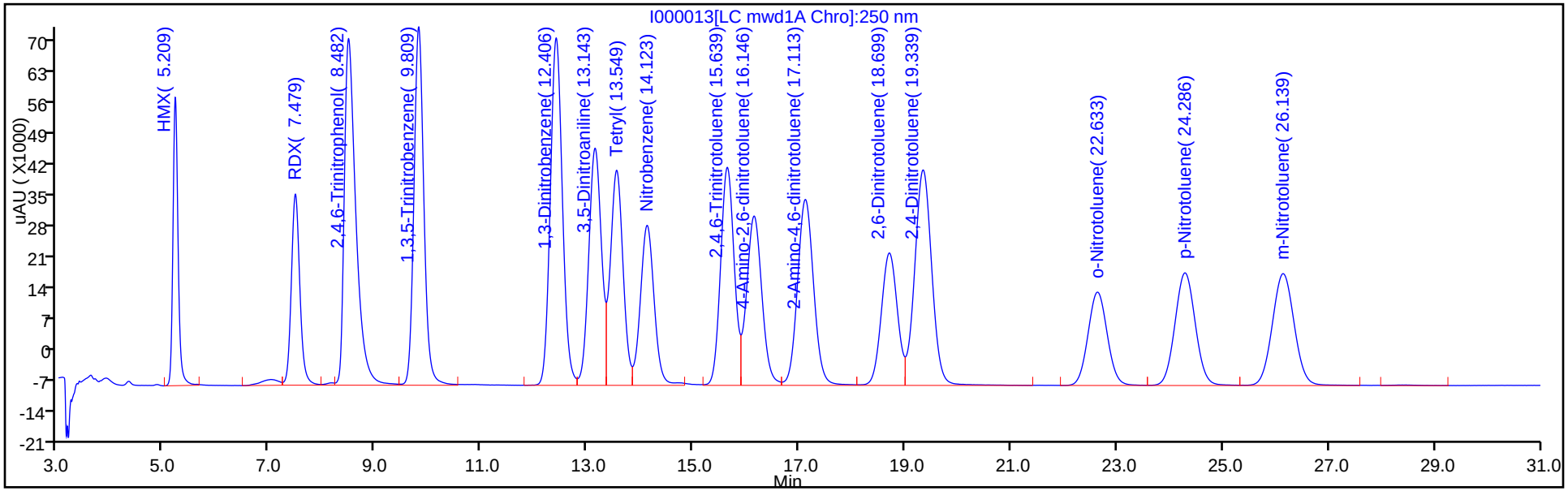

Y Scaling:

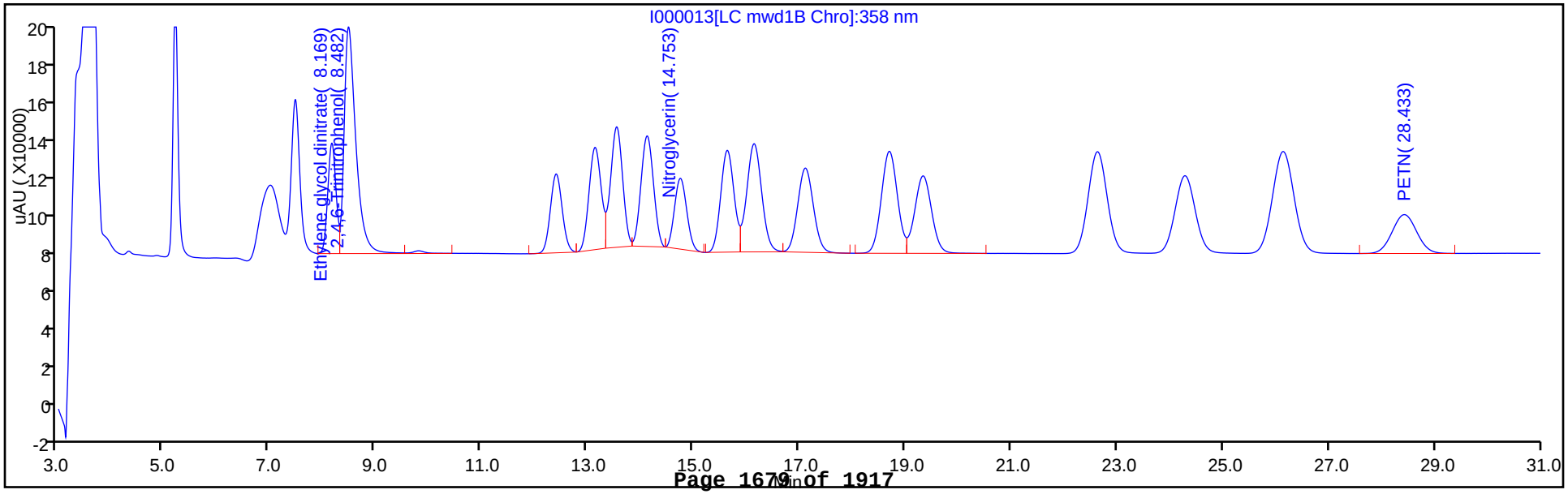

FORM VII
HPLC/IC CONTINUING CALIBRATION DATA

Lab Name: TestAmerica Sacramento Job No.: 240-21987-1

SDG No.:

Lab Sample ID: LODV 320-8413/13 Calibration Date: 01/09/2013 18:30

Instrument ID: LC10 Calib Start Date: 01/09/2013 11:49

GC Column: Synergi C18 ID: 4.60(mm) Calib End Date: 01/09/2013 16:30

Lab File ID: I000014.D Conc. Units: ng/mL

ANALYTE	CURVE TYPE	AVE CF	CF	MIN CF	CALC AMOUNT	SPIKE AMOUNT	%D	MAX %D
HMX	Ave	129.6	142.8		5.51	5.00	10.2	
RDX	Ave	92.77	120.4		6.49	5.00	29.8	
1,3,5-Trinitrobenzene	Ave	168.9	190.2		5.63	5.00	12.6	
1,3-Dinitrobenzene	Ave	166.1	186.4		5.61	5.00	12.2	
3,5-Dinitroaniline	Ave	106.3	122.2		5.75	5.00	15.0	
Tetryl	Ave	84.71	99.20		5.86	5.00	17.1	
Nitrobenzene	Ave	73.73	75.20		5.10	5.00	2.0	
Nitroglycerin	Ave	70.07	70.40		20.1	20.0	0.5	
2,4,6-Trinitrotoluene	Ave	90.82	103.6		5.70	5.00	14.1	
4-Amino-2,6-dinitrotoluene	Ave	81.64	89.60		5.49	5.00	9.7	
2-Amino-4,6-dinitrotoluene	Ave	86.03	97.60		5.67	5.00	13.4	
2,6-Dinitrotoluene	Ave	61.12	70.00		5.73	5.00	14.5	
2,4-Dinitrotoluene	Ave	99.31	112.4		5.66	5.00	13.2	
2-Nitrotoluene	Ave	43.50	49.40		5.68	5.00	13.6	
4-Nitrotoluene	Ave	52.02	54.80		5.27	5.00	5.4	
3-Nitrotoluene	Ave	53.69	53.60		4.99	5.00	-0.2	
PETN	Ave	39.71	42.15		21.2	20.0	6.1	
3,4-Dinitrotoluene	Ave	58.25	54.50		18.7	20.0	-6.4	

FORM VII
HPLC/IC CONTINUING CALIBRATION RETENTION TIME SUMMARY

Lab Name: TestAmerica Sacramento Job No.: 240-21987-1

SDG No.:

Lab Sample ID: LODV 320-8413/13 Calibration Date: 01/09/2013 18:30

Instrument ID: LC10 Calib Start Date: 01/09/2013 11:49

GC Column: Synergi C18 ID: 4.60(mm) Calib End Date: 01/09/2013 16:30

Lab File ID: I000014.D

Analyte	RT	RT WINDOW	
		FROM	TO
HMX	5.22	4.96	5.46
RDX	7.48	7.23	7.73
1,3,5-Trinitrobenzene	9.81	9.56	10.06
1,3-Dinitrobenzene	12.41	12.16	12.66
3,5-Dinitroaniline	13.15	12.89	13.39
Tetryl	13.53	13.30	13.80
Nitrobenzene	14.13	13.87	14.37
Nitroglycerin	14.75	14.50	15.00
2,4,6-Trinitrotoluene	15.62	15.39	15.89
4-Amino-2,6-dinitrotoluene	16.15	15.90	16.40
2-Amino-4,6-dinitrotoluene	17.12	16.86	17.36
2,6-Dinitrotoluene	18.70	18.45	18.95
2,4-Dinitrotoluene	19.35	19.09	19.59
2-Nitrotoluene	22.63	22.38	22.88
4-Nitrotoluene	24.30	24.04	24.54
3-Nitrotoluene	26.15	25.89	26.39
PETN	28.44	28.18	28.68
Ethylene glycol dinitrate			
Picric acid			
3,4-Dinitrotoluene	16.61	16.35	16.85

TestAmerica West Sacramento
Target Compound Quantitation Report

Data File:	\\SACChrom\ChromData\LC10\20130108-2133.b\I000014.D		
Lims ID:	LODV 5-20ng/mL	Client ID:	
Inject. Date:	09-Jan-2013 18:30:53	Dil. Factor:	1.0000
Sample Type:	LODV		
Sample ID:	320-0002133-013		
Misc. Info.:			
Operator:	RN	Instrument ID:	LC10
Injection Vol:	500.0 ul	ALS Bottle#:	92
Lims Batch ID:	8413	Lims Sample ID:	13

Method:	\\SACChrom\ChromData\LC10\20130108-2133.b\8330_LC10.m		
Last Update:	11-Jan-2013 11:31:43	Calib Date:	09-Jan-2013 16:30:35
Quant Method:	External Standard	Quant By:	Initial Calibration
Last ICal File:	\\SACChrom\ChromData\LC10\20130108-2133.b\I000011.D		
Limit Group:	LC 8330B ICAL		
Integrator:	Falcon		
Column Type:	Synergi Hydro-RP C18	Column Dia:	4.60 mm
Process Host:	XAWRK025		

First Level Reviewer: noonanr Date: 10-Jan-2013 07:20:28

Det	RT	EXP RT	DLT RT	Response	On-Col Amt ng/ml	Flags
11 HMX						
1	5.221	5.209	0.012	714	5.51	
19 RDX						
1	7.478	7.479	-0.001	602	6.49	
27 1,3,5-Trinitrobenzene						
1	9.811	9.809	0.002	951	5.63	
24 1,3-Dinitrobenzene						
1	12.405	12.406	-0.001	932	5.61	
9 3,5-Dinitroaniline						
1	13.145	13.143	0.002	611	5.75	
20 Tetryl						
1	13.528	13.549	-0.021	496	5.86	
5 Nitrobenzene						
1	14.125	14.123	0.002	376	5.10	
7 Nitroglycerin						
2	14.745	14.753	-0.008	1408	20.1	
25 2,4,6-Trinitrotoluene						
1	15.622	15.639	-0.017	518	5.70	
26 4-Amino-2,6-dinitrotoluene						
1	16.148	16.146	0.002	448	5.49	
$ 30 3,4-Dinitrotoluene						
1	16.605	16.600	0.005	1090	18.7	
2	16.608	16.604	0.004	2089	19.2	
6 2-Amino-4,6-dinitrotoluene						
1	17.115	17.113	0.002	488	5.67	
12 2,6-Dinitrotoluene						
1	18.702	18.699	0.003	350	5.73	
23 2,4-Dinitrotoluene						
1	19.348	19.339	0.009	562	5.66	

Det	RT	EXP RT	DLT RT	Response	On-Col Amt ng/ml	Flags
16 o-Nitrotoluene						
1	22.632	22.633	-0.001	247	5.68	
15 p-Nitrotoluene						
1	24.298	24.286	0.012	274	5.27	
8 m-Nitrotoluene						M
1	26.152	26.139	0.013	268	4.99	M
21 PETN						M
2	28.438	28.433	0.005	843	21.2	M

QC Flag Legend

Review Flags
M - Manually Integrated

Report Date: 11-Jan-2013 11:31:44 Chrom Revision: 2.1 03-Jan-2013 18:41:16

TestAmerica West Sacramento

Data File:	\\SACChrom\ChromData\LC10\20130108-2133.b\I000014.D		
Injection Date:	09-Jan-2013 18:30:53	Limit Group:	LC 8330B ICAL
Client ID:		Instrument ID:	LC10
Lims Batch ID:	8413	Lims Sample ID:	13
Operator ID:	RN	Injection Vol:	500.0 ul
Column Type:	Synergi Hydro-RP C18	Column Dia:	4.60 mm

Y Scaling:

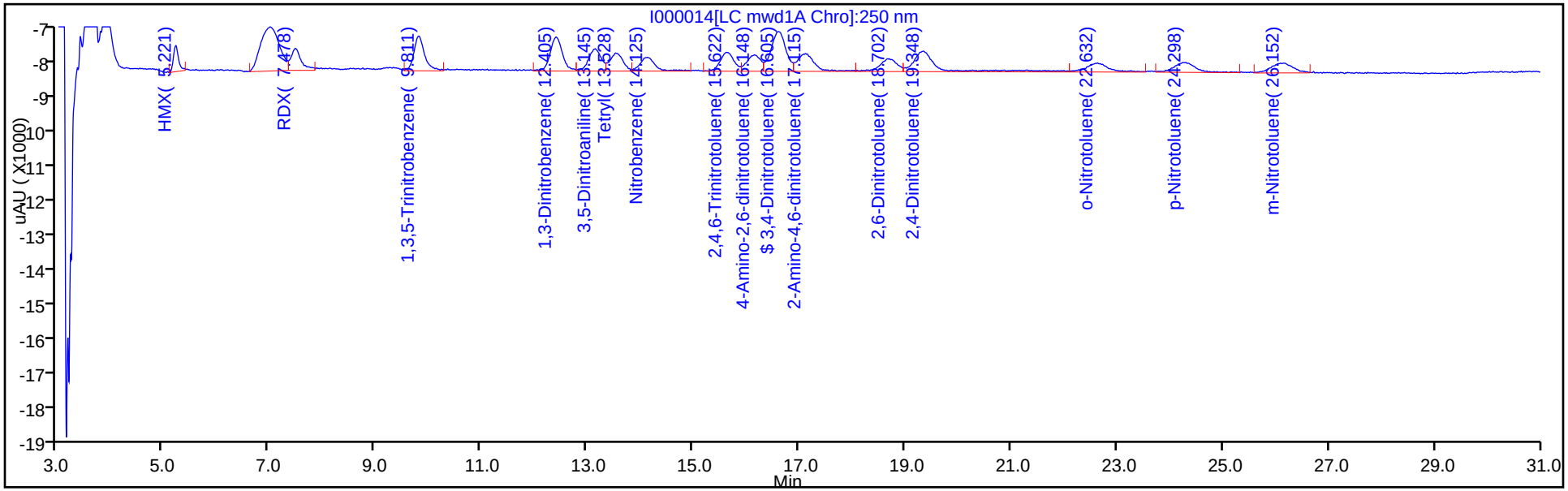

Y Scaling:

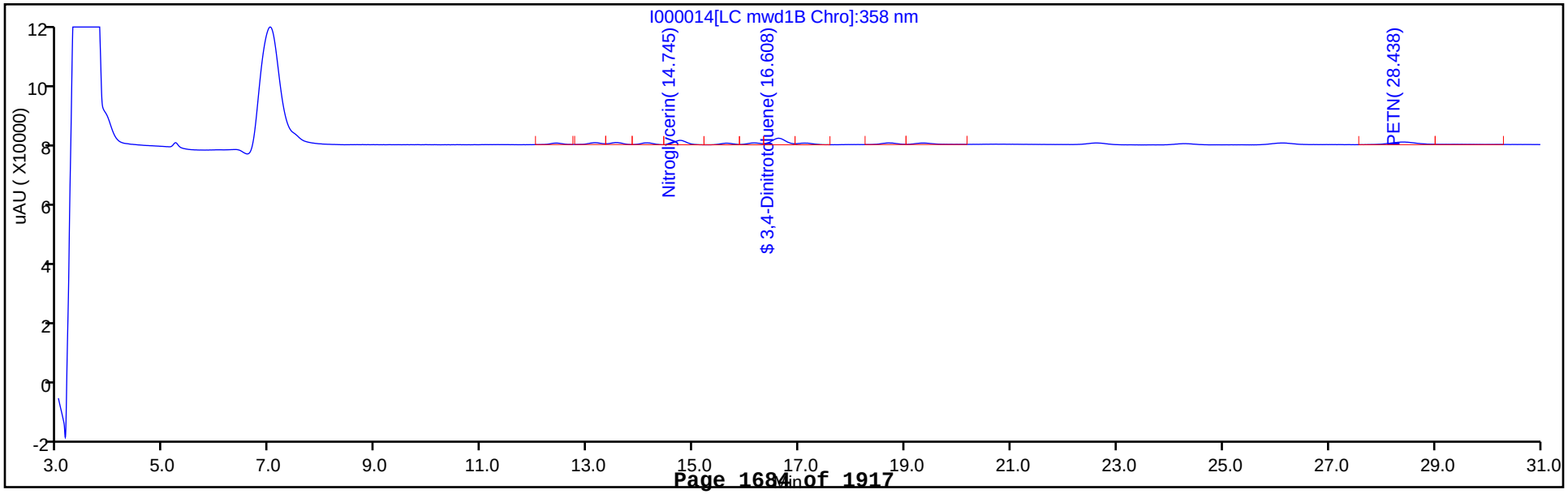

Report Date: 11-Jan-2013 11:31:44 Chrom Revision: 2.1 03-Jan-2013 18:41:16

Manual Integration/User Assign Peak Report

TestAmerica West Sacramento

Data File:	\\SACChrom\ChromData\LC10\20130108-2133.b\I000014.D		
Injection Date:	09-Jan-2013 18:30:53	Limit Group:	LC 8330B ICAL
Client ID:		Instrument ID:	LC10
Lims Batch ID:	8413	Lims Sample ID:	13
Operator ID:	RN	Injection Vol:	500.0 ul
Column Type:	Synergi Hydro-RP C18	Column Dia:	4.60 mm

8 m-Nitrotoluene, Signal: 1, Type: quant, RT: 26.14, Det: LC mwd1A

Processing Integration Results

RT: 26.15
Response: 276
Amount: 5.140215

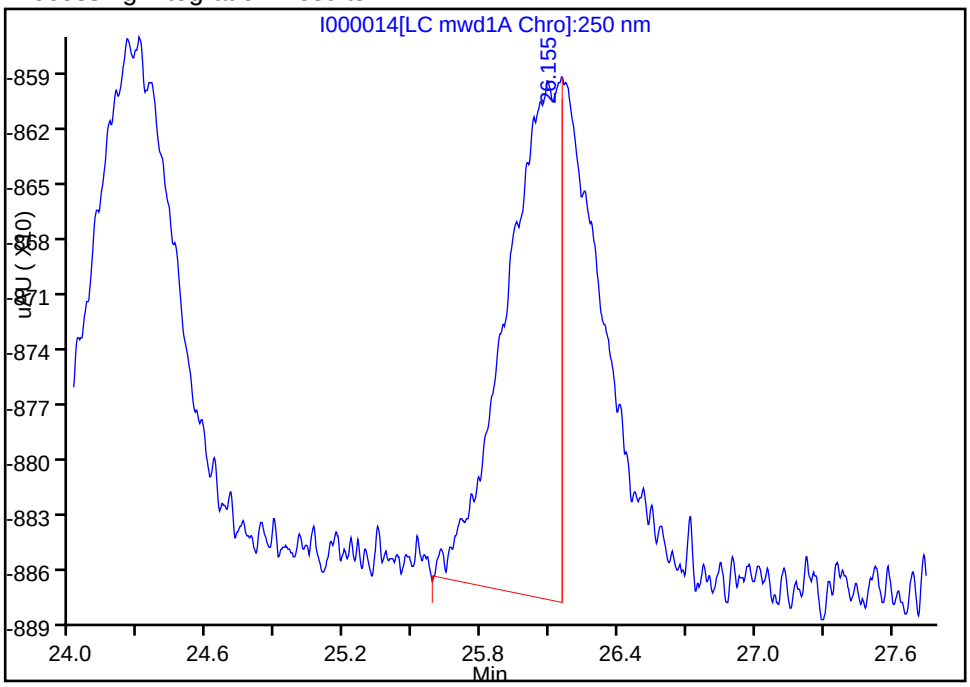

Manual Integration Results

RT: 26.15
Response: 268
Amount: 4.991223

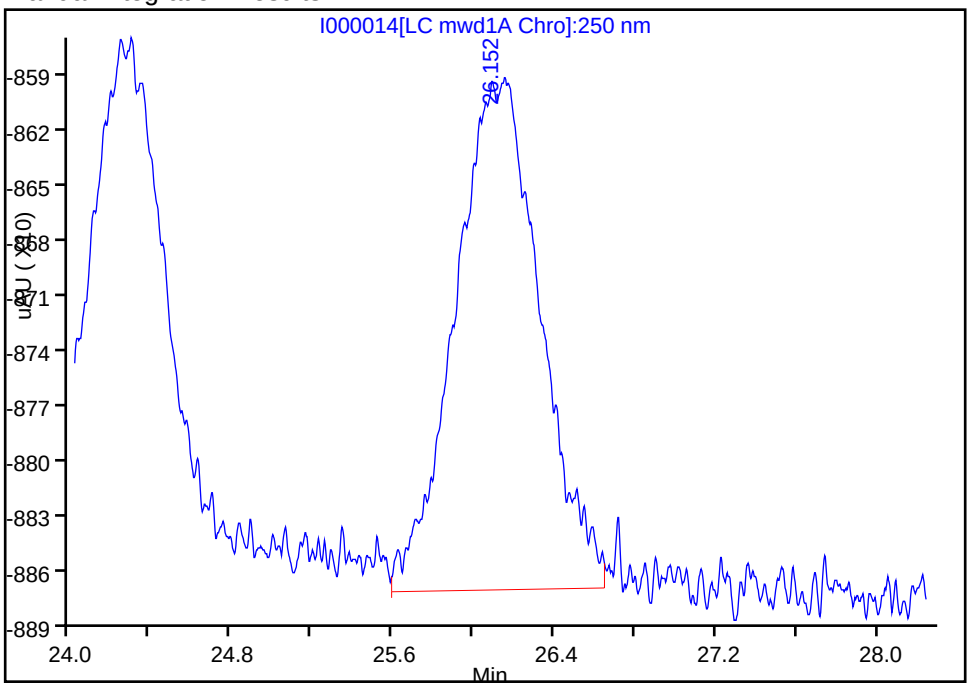

Reviewer: noonanr, 10-Jan-2013 07:20:28
Audit Action: Manually Integrated
Audit Reason: Incomplete Integration

Report Date: 11-Jan-2013 11:31:44 Chrom Revision: 2.1 03-Jan-2013 18:41:16

Manual Integration/User Assign Peak Report

TestAmerica West Sacramento

Data File:	\\SACChrom\ChromData\LC10\20130108-2133.b\I000014.D		
Injection Date:	09-Jan-2013 18:30:53	Limit Group:	LC 8330B ICAL
Client ID:		Instrument ID:	LC10
Lims Batch ID:	8413	Lims Sample ID:	13
Operator ID:	RN	Injection Vol:	500.0 ul
Column Type:	Synergi Hydro-RP C18	Column Dia:	4.60 mm

21 PETN, Signal: 1, Type: quant, RT: 28.43, Det: LC mwd1B

Processing Integration Results

RT: 28.44
Response: 843
Amount: 21.229088

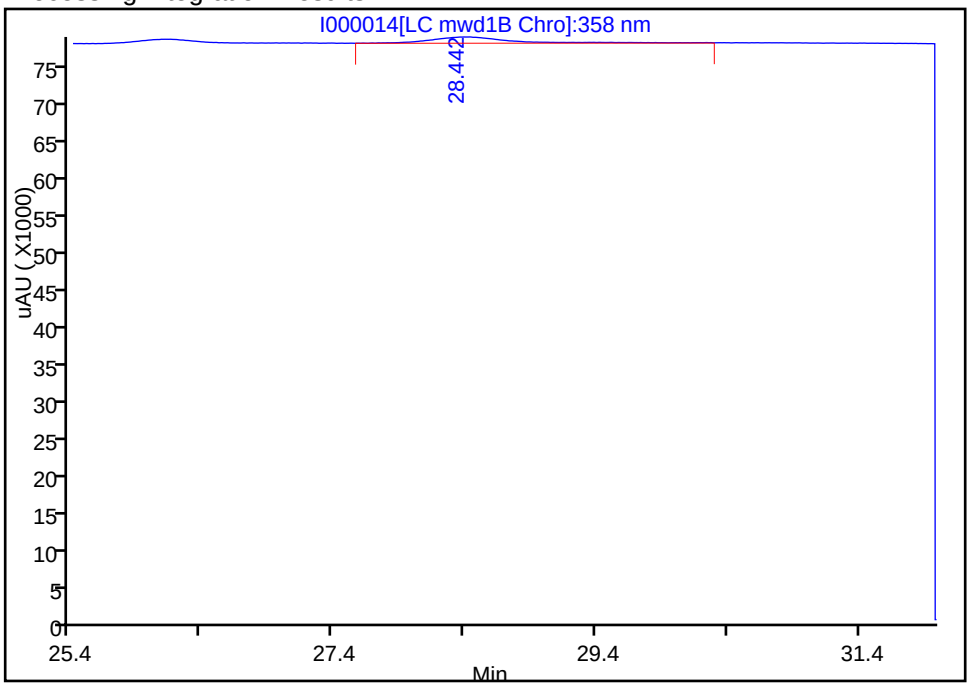

Manual Integration Results

RT: 28.44
Response: 843
Amount: 21.229088

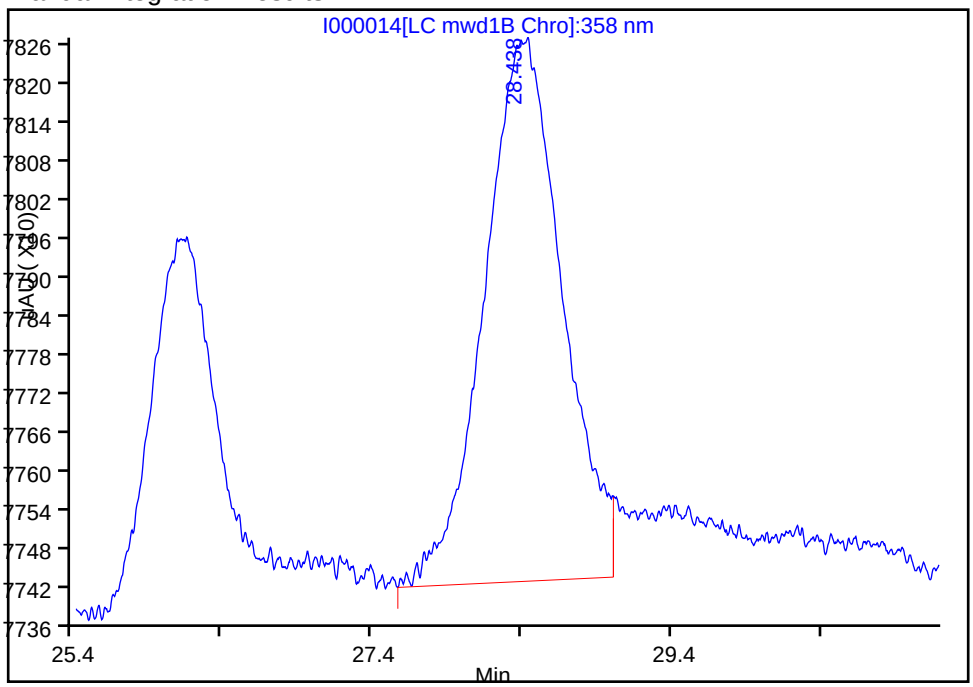

Reviewer: noonanr, 10-Jan-2013 07:20:28
Audit Action: Split an Integrated Peak
Audit Reason: Split Peak

FORM VII
HPLC/IC CONTINUING CALIBRATION DATA

Lab Name: TestAmerica Sacramento Job No.: 240-21987-1

SDG No.:

Lab Sample ID: CCV 320-12703/3 Calibration Date: 03/21/2013 11:30

Instrument ID: LC10 Calib Start Date: 01/09/2013 11:49

GC Column: Synergi C18 ID: 4.60(mm) Calib End Date: 01/09/2013 16:30

Lab File ID: U000003.D Conc. Units: ng/mL

ANALYTE	CURVE TYPE	AVE CF	CF	MIN CF	CALC AMOUNT	SPIKE AMOUNT	%D	MAX %D
HMX	Ave	129.6	129.0		199	200	-0.4	20.0
RDX	Ave	92.77	87.75		189	200	-5.4	20.0
Ethylene glycol dinitrate	Ave	111.2	112.3		202	200	1.0	20.0
Picric acid	Ave	118.9	121.6		512	500	2.3	20.0
1,3,5-Trinitrobenzene	Ave	168.9	165.8		196	200	-1.8	20.0
1,3-Dinitrobenzene	Ave	166.1	163.2		197	200	-1.7	20.0
3,5-Dinitroaniline	Ave	106.3	103.9		196	200	-2.2	20.0
Tetryl	Ave	84.71	83.05		196	200	-2.0	20.0
Nitrobenzene	Ave	73.73	71.65		194	200	-2.8	20.0
Nitroglycerin	Ave	70.07	67.30		192	200	-4.0	20.0
2,4,6-Trinitrotoluene	Ave	90.82	89.09		196	200	-1.9	20.0
4-Amino-2,6-dinitrotoluene	Ave	81.64	80.12		196	200	-1.9	20.0
2-Amino-4,6-dinitrotoluene	Ave	86.03	84.30		196	200	-2.0	20.0
2,6-Dinitrotoluene	Ave	61.12	59.44		195	200	-2.7	20.0
2,4-Dinitrotoluene	Ave	99.31	97.07		195	200	-2.3	20.0
2-Nitrotoluene	Ave	43.50	41.81		192	200	-3.9	20.0
4-Nitrotoluene	Ave	52.02	50.39		194	200	-3.1	20.0
3-Nitrotoluene	Ave	53.69	51.71		193	200	-3.7	20.0
PETN	Ave	39.71	39.19		197	200	-1.3	20.0
3,4-Dinitrotoluene	Ave	58.25	55.02		189	200	-5.5	20.0

FORM VII
HPLC/IC CONTINUING CALIBRATION RETENTION TIME SUMMARY

Lab Name: TestAmerica Sacramento Job No.: 240-21987-1

SDG No.:

Lab Sample ID: CCV 320-12703/3 Calibration Date: 03/21/2013 11:30

Instrument ID: LC10 Calib Start Date: 01/09/2013 11:49

GC Column: Synergi C18 ID: 4.60(mm) Calib End Date: 01/09/2013 16:30

Lab File ID: U000003.D

Analyte	RT	RT WINDOW	
		FROM	TO
HMX	5.21	4.96	5.46
RDX	7.47	7.22	7.72
Ethylene glycol dinitrate	8.15	7.90	8.40
Picric acid	8.52	8.27	8.77
1,3,5-Trinitrobenzene	9.78	9.53	10.03
1,3-Dinitrobenzene	12.40	12.15	12.65
3,5-Dinitroaniline	13.16	12.91	13.41
Tetryl	13.54	13.29	13.79
Nitrobenzene	14.12	13.87	14.37
Nitroglycerin	14.74	14.49	14.99
2,4,6-Trinitrotoluene	15.62	15.37	15.87
4-Amino-2,6-dinitrotoluene	16.20	15.95	16.45
2-Amino-4,6-dinitrotoluene	17.16	16.91	17.41
2,6-Dinitrotoluene	18.72	18.47	18.97
2,4-Dinitrotoluene	19.36	19.11	19.61
2-Nitrotoluene	22.67	22.42	22.92
4-Nitrotoluene	24.32	24.07	24.57
3-Nitrotoluene	26.17	25.92	26.42
PETN	28.38	28.13	28.63
3,4-Dinitrotoluene	16.66	16.41	16.91

TestAmerica Sacramento
Target Compound Quantitation Report

Data File:	\\SACChrom\ChromData\LC10\20130321-3391.b\U000003.D		
Lims ID:	CCV 06	Client ID:	
Inject. Date:	21-Mar-2013 11:30:59	Dil. Factor:	1.0000
Sample Type:	CCVRT		
Sample ID:	320-0003391-003		
Misc. Info.:			
Operator:	RN	Instrument ID:	LC10
Injection Vol:	500.0 ul	ALS Bottle#:	2
Lims Batch ID:	12703	Lims Sample ID:	3
Sublist:	chrom-8330_LC10*sub1		
Method:	\\SACChrom\ChromData\LC10\20130321-3391.b\8330_LC10.m		
Last Update:	21-Mar-2013 12:41:04	Calib Date:	09-Jan-2013 16:30:35
Quant Method:	External Standard	Quant By:	Initial Calibration
Last ICal File:	\\SACChrom\ChromData\LC10\20130108-2133.b\I000011.D		
Limit Group:	LC 8330B ICAL		
Integrator:	Falcon		
Column Type:	Synergi Hydro-RP C18	Column Dia:	4.60 mm
Process Host:	XAWRK014		

First Level Reviewer: noonanr Date: 21-Mar-2013 12:41:04

Det	RT	EXP RT	DLT RT	Response	On-Col Amt ng/ml	Flags
11 HMX						
1	5.210	5.210	0.0	25801	199.1	
19 RDX						
1	7.473	7.473	0.0	17549	189.2	
3 Ethylene glycol dinitrate						
2	8.146	8.146	0.0	22456	202.0	
10 2,4,6-Trinitrophenol						
2	8.520	8.520	0.0	60820	511.6	
1	8.520	8.520	0.0	42240	498.1	
27 1,3,5-Trinitrobenzene						
1	9.776	9.776	0.0	33162	196.4	
24 1,3-Dinitrobenzene						
1	12.400	12.400	0.0	32645	196.6	
9 3,5-Dinitroaniline						
1	13.157	13.157	0.0	20780	195.6	
20 Tetryl						
1	13.537	13.537	0.0	16610	196.1	
5 Nitrobenzene						
1	14.123	14.123	0.0	14330	194.3	
7 Nitroglycerin						
2	14.740	14.740	0.0	13459	192.1	
25 2,4,6-Trinitrotoluene						
1	15.617	15.617	0.0	17818	196.2	
26 4-Amino-2,6-dinitrotoluene						
1	16.197	16.197	0.0	16023	196.3	
$ 30 3,4-Dinitrotoluene						
1	16.660	16.660	0.0	11004	188.9	
2	16.660	16.660	0.0	20942	192.6	

Det	RT	EXP RT	DLT RT	Response	On-Col Amt ng/ml	Flags
6 2-Amino-4,6-dinitrotoluene						
1	17.163	17.163	0.0	16859	196.0	
12 2,6-Dinitrotoluene						
1	18.723	18.723	0.0	11888	194.5	
23 2,4-Dinitrotoluene						
1	19.357	19.357	0.0	19413	195.5	
16 o-Nitrotoluene						
1	22.670	22.670	0.0	8361	192.2	
15 p-Nitrotoluene						
1	24.323	24.323	0.0	10077	193.7	
8 m-Nitrotoluene						
1	26.170	26.170	0.0	10342	192.6	
21 PETN						
2	28.377	28.377	0.0	7838	197.4	

Report Date: 21-Mar-2013 12:41:05 Chrom Revision: 2.1 18-Mar-2013 20:34:14

TestAmerica Sacramento

Data File:	\\SACChrom\ChromData\LC10\20130321-3391.b\U000003.D		
Injection Date:	21-Mar-2013 11:30:59	Limit Group:	LC 8330B ICAL
Client ID:		Instrument ID:	LC10
Lims Batch ID:	12703	Lims Sample ID:	3
Operator ID:	RN	Injection Vol:	500.0 ul
Column Type:	Synergi Hydro-RP C18	Column Dia:	4.60 mm

Y Scaling:

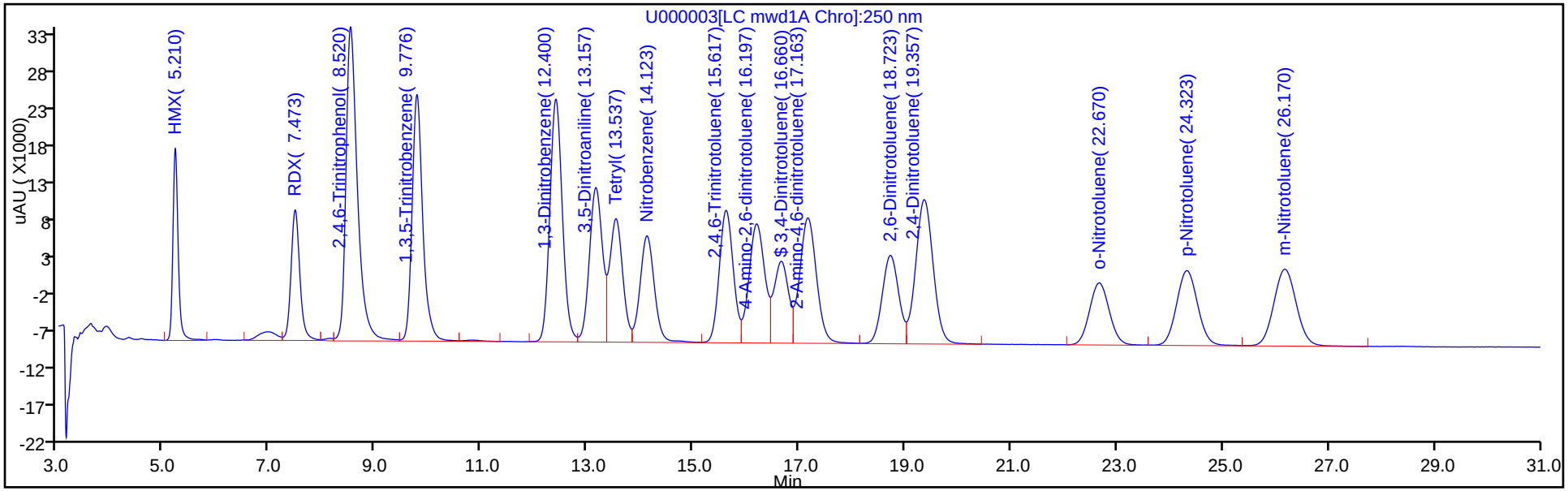

Y Scaling:

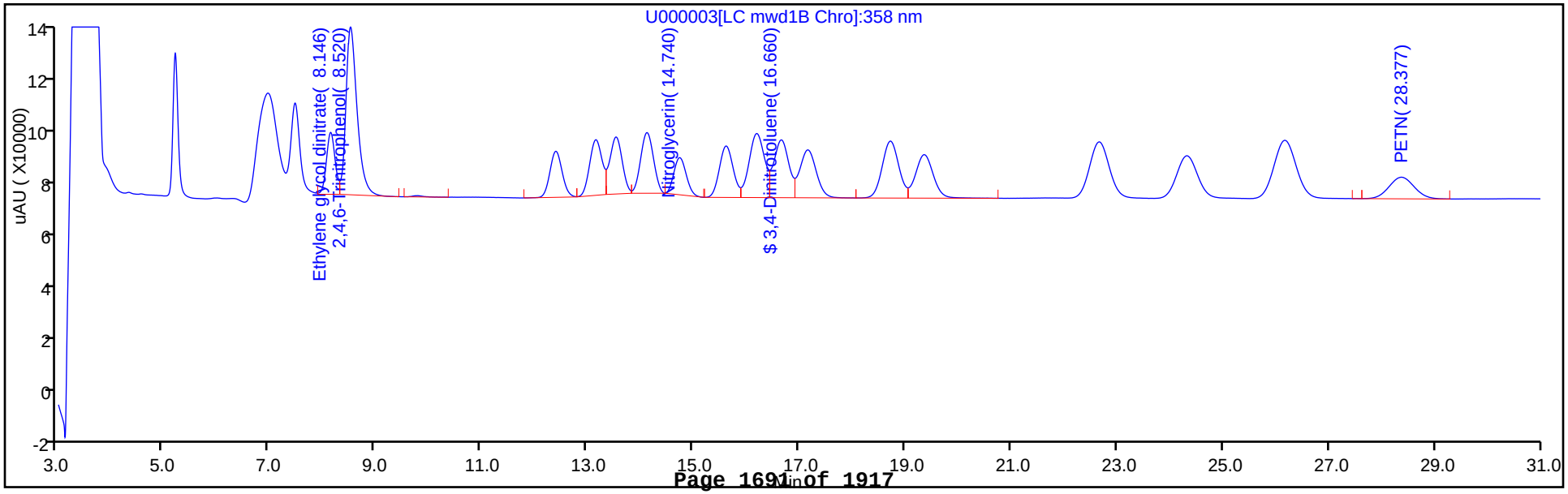

FORM VII
HPLC/IC CONTINUING CALIBRATION DATA

Lab Name: TestAmerica Sacramento Job No.: 240-21987-1

SDG No.:

Lab Sample ID: CCVL 320-12703/4 Calibration Date: 03/21/2013 12:11

Instrument ID: LC10 Calib Start Date: 01/09/2013 11:49

GC Column: Synergi C18 ID: 4.60(mm) Calib End Date: 01/09/2013 16:30

Lab File ID: U000004.D Conc. Units: ng/mL

ANALYTE	CURVE TYPE	AVE CF	CF	MIN CF	CALC AMOUNT	SPIKE AMOUNT	%D	MAX %D
HMX	Ave	129.6	141.4		5.46	5.00	9.1	30.0
RDX	Ave	92.77	116.6		6.28	5.00	25.7	30.0
1,3,5-Trinitrobenzene	Ave	168.9	189.4		5.61	5.00	12.2	30.0
1,3-Dinitrobenzene	Ave	166.1	174.8		5.26	5.00	5.3	30.0
3,5-Dinitroaniline	Ave	106.3	111.0		5.22	5.00	4.5	30.0
Tetryl	Ave	84.71	91.20		5.38	5.00	7.7	30.0
Nitrobenzene	Ave	73.73	69.40		4.71	5.00	-5.9	30.0
Nitroglycerin	Ave	70.07	76.55		21.8	20.0	9.2	30.0
2,4,6-Trinitrotoluene	Ave	90.82	99.20		5.46	5.00	9.2	30.0
4-Amino-2,6-dinitrotoluene	Ave	81.64	87.00		5.33	5.00	6.6	30.0
2-Amino-4,6-dinitrotoluene	Ave	86.03	93.20		5.42	5.00	8.3	30.0
2,6-Dinitrotoluene	Ave	61.12	62.60		5.12	5.00	2.4	30.0
2,4-Dinitrotoluene	Ave	99.31	102.8		5.18	5.00	3.5	30.0
2-Nitrotoluene	Ave	43.50	40.40		4.64	5.00	-7.1	30.0
4-Nitrotoluene	Ave	52.02	50.00		4.81	5.00	-3.9	30.0
3-Nitrotoluene	Ave	53.69	56.20		5.23	5.00	4.7	30.0
PETN	Ave	39.71	47.00		23.7	20.0	18.4	30.0
3,4-Dinitrotoluene	Ave	58.25	53.10		18.2	20.0	-8.8	30.0

FORM VII
HPLC/IC CONTINUING CALIBRATION RETENTION TIME SUMMARY

Lab Name: TestAmerica Sacramento Job No.: 240-21987-1

SDG No.:

Lab Sample ID: CCVL 320-12703/4 Calibration Date: 03/21/2013 12:11

Instrument ID: LC10 Calib Start Date: 01/09/2013 11:49

GC Column: Synergi C18 ID: 4.60(mm) Calib End Date: 01/09/2013 16:30

Lab File ID: U000004.D

Analyte	RT	RT WINDOW	
		FROM	TO
HMX	5.21	4.96	5.46
RDX	7.47	7.22	7.72
1,3,5-Trinitrobenzene	9.77	9.52	10.02
1,3-Dinitrobenzene	12.40	12.15	12.65
3,5-Dinitroaniline	13.12	12.87	13.37
Tetryl	13.53	13.28	13.78
Nitrobenzene	14.09	13.84	14.34
Nitroglycerin	14.74	14.49	14.99
2,4,6-Trinitrotoluene	15.62	15.37	15.87
4-Amino-2,6-dinitrotoluene	16.18	15.93	16.43
2-Amino-4,6-dinitrotoluene	17.15	16.90	17.40
2,6-Dinitrotoluene	18.74	18.49	18.99
2,4-Dinitrotoluene	19.39	19.14	19.64
2-Nitrotoluene	22.67	22.42	22.92
4-Nitrotoluene	24.34	24.09	24.59
3-Nitrotoluene	26.25	26.00	26.50
PETN	28.41	28.16	28.66
3,4-Dinitrotoluene	16.65	16.40	16.90

TestAmerica Sacramento
Target Compound Quantitation Report

Data File:	\\SACChrom\ChromData\LC10\20130321-3391.b\U000004.D		
Lims ID:	CCVL	Client ID:	
Inject. Date:	21-Mar-2013 12:11:14	Dil. Factor:	1.0000
Sample Type:	CCVL		
Sample ID:	320-0003391-004		
Misc. Info.:			
Operator:	RN	Instrument ID:	LC10
Injection Vol:	500.0 ul	ALS Bottle#:	10
Lims Batch ID:	12703	Lims Sample ID:	4
Sublist:	chrom-8330_LC10*sub2		
Method:	\\SACChrom\ChromData\LC10\20130321-3391.b\8330_LC10.m		
Last Update:	21-Mar-2013 13:16:25	Calib Date:	09-Jan-2013 16:30:35
Quant Method:	External Standard	Quant By:	Initial Calibration
Last ICal File:	\\SACChrom\ChromData\LC10\20130108-2133.b\I000011.D		
Limit Group:	LC 8330B ICAL		
Integrator:	Falcon		
Column Type:	Synergi Hydro-RP C18	Column Dia:	4.60 mm
Process Host:	XAWRK014		

First Level Reviewer: noonanr Date: 21-Mar-2013 13:16:25

Det	RT	EXP RT	DLT RT	Response	On-Col Amt ng/ml	Flags
11 HMX						
1	5.208	5.208	0.0	707	5.46	
19 RDX						
1	7.474	7.474	0.0	583	6.28	
27 1,3,5-Trinitrobenzene						
1	9.774	9.774	0.0	947	5.61	
24 1,3-Dinitrobenzene						
1	12.404	12.404	0.0	874	5.26	
9 3,5-Dinitroaniline						
1	13.124	13.124	0.0	555	5.22	
20 Tetryl						
1	13.534	13.534	0.0	456	5.38	
5 Nitrobenzene						
1	14.088	14.088	0.0	347	4.71	
7 Nitroglycerin						
2	14.738	14.738	0.0	1531	21.8	
25 2,4,6-Trinitrotoluene						
1	15.621	15.621	0.0	496	5.46	
26 4-Amino-2,6-dinitrotoluene						
1	16.184	16.184	0.0	435	5.33	
$ 30 3,4-Dinitrotoluene						
1	16.651	16.651	0.0	1062	18.2	
2	16.648	16.648	0.0	2233	20.5	
6 2-Amino-4,6-dinitrotoluene						
1	17.151	17.151	0.0	466	5.42	
12 2,6-Dinitrotoluene						
1	18.738	18.738	0.0	313	5.12	

Det	RT	EXP RT	DLT RT	Response	On-Col Amt ng/ml	Flags
23 2,4-Dinitrotoluene						
1	19.391	19.391	0.0	514	5.18	
16 o-Nitrotoluene						M
1	22.668	22.670	-0.002	202	4.64	M
15 p-Nitrotoluene						M
1	24.338	24.338	0.0	250	4.81	M
8 m-Nitrotoluene						
1	26.254	26.254	0.0	281	5.23	
21 PETN						
2	28.411	28.411	0.0	940	23.7	

QC Flag Legend

Review Flags
M - Manually Integrated

Report Date: 21-Mar-2013 13:16:26 Chrom Revision: 2.1 18-Mar-2013 20:34:14

TestAmerica Sacramento

Data File:	\\SACChrom\ChromData\LC10\20130321-3391.b\U000004.D		
Injection Date:	21-Mar-2013 12:11:14	Limit Group:	LC 8330B ICAL
Client ID:		Instrument ID:	LC10
Lims Batch ID:	12703	Lims Sample ID:	4
Operator ID:	RN	Injection Vol:	500.0 ul
Column Type:	Synergi Hydro-RP C18	Column Dia:	4.60 mm

Y Scaling:

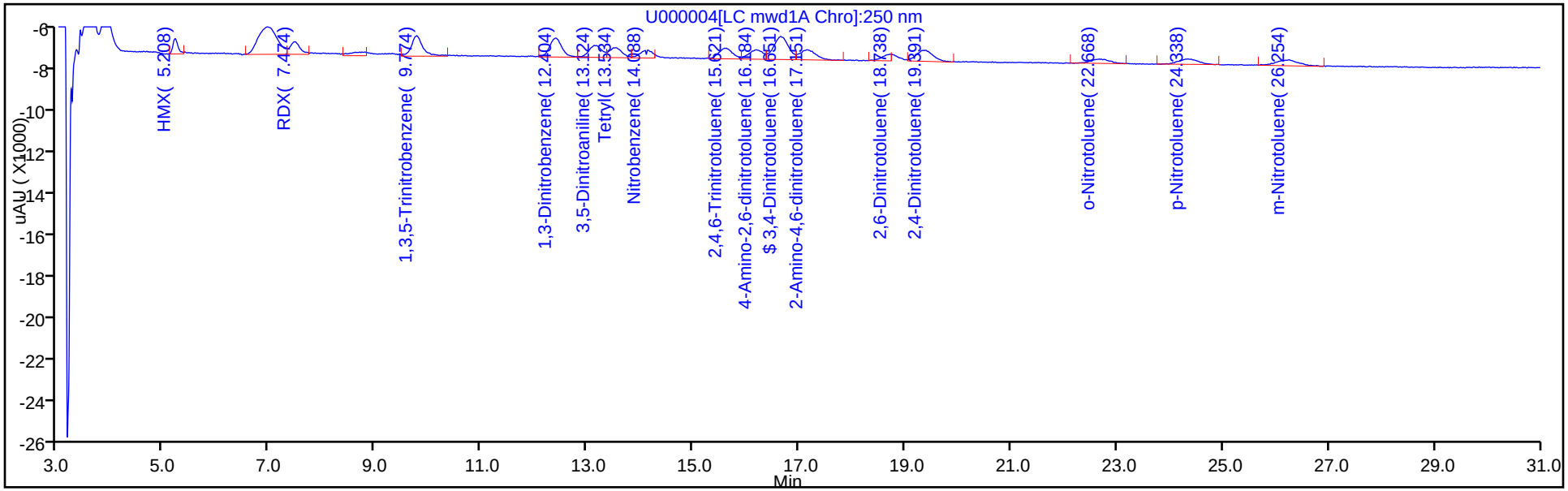

Y Scaling:

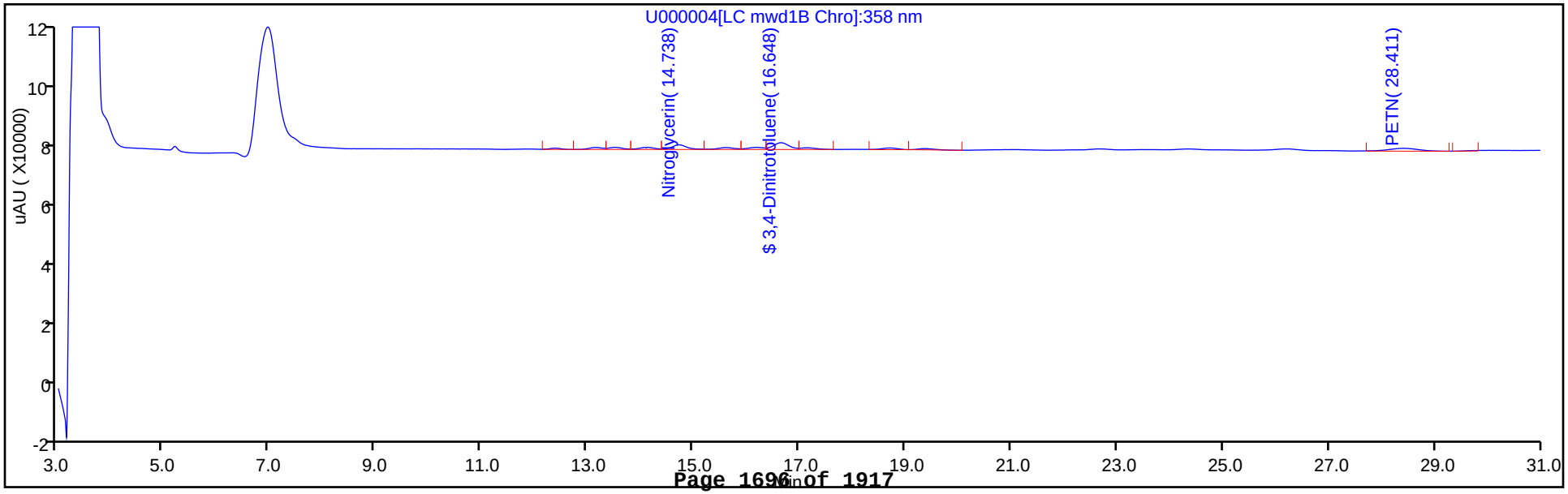

Report Date: 21-Mar-2013 13:16:26 Chrom Revision: 2.1 18-Mar-2013 20:34:14

Manual Integration/User Assign Peak Report

TestAmerica Sacramento

Data File:	\\SACChrom\ChromData\LC10\20130321-3391.b\U000004.D		
Injection Date:	21-Mar-2013 12:11:14	Limit Group:	LC 8330B ICAL
Client ID:		Instrument ID:	LC10
Lims Batch ID:	12703	Lims Sample ID:	4
Operator ID:	RN	Injection Vol:	500.0 ul
Column Type:	Synergi Hydro-RP C18	Column Dia:	4.60 mm

16 o-Nitrotoluene, Signal: 1, Type: quant, RT: 22.67, Det: LC mwd1A

Processing Integration Results

Not Detected
Expected RT: 22.67

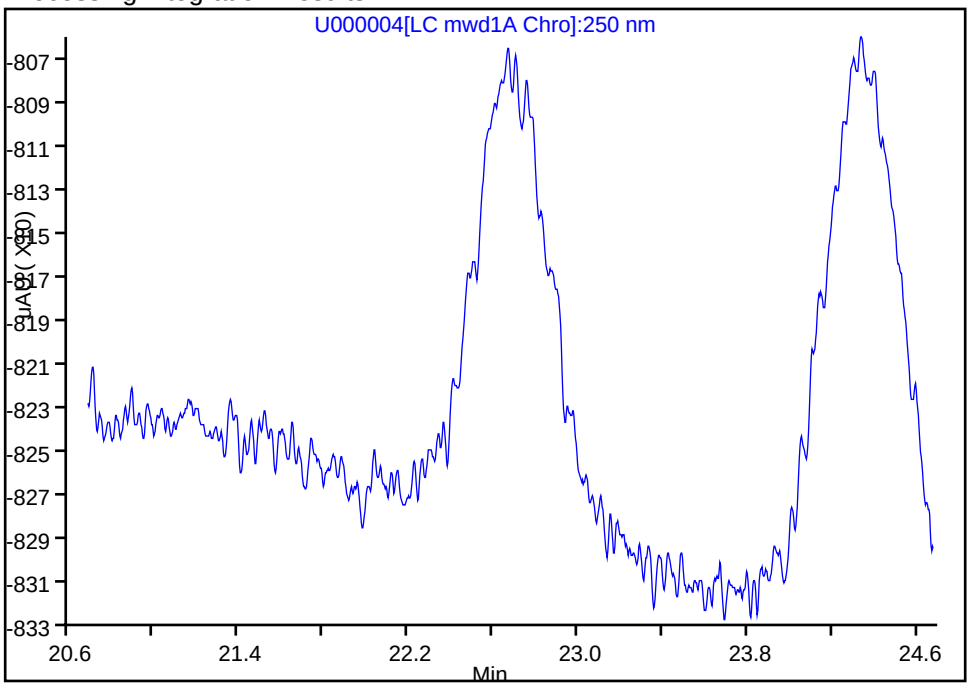

Manual Integration Results

RT: 22.67
Response: 202
Amount: 4.644052

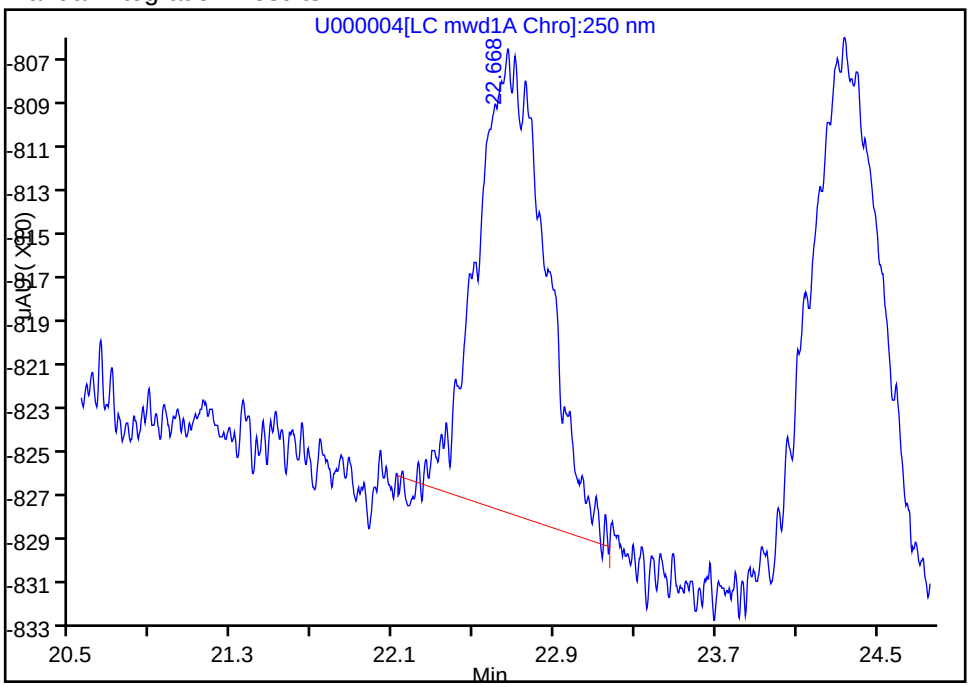

Reviewer: noonanr, 21-Mar-2013 13:16:25
Audit Action: Manually Integrated/Assigned Compound ID
Audit Reason: Peak not integrated

Report Date: 21-Mar-2013 13:16:26 Chrom Revision: 2.1 18-Mar-2013 20:34:14

Manual Integration/User Assign Peak Report

TestAmerica Sacramento

Data File:	\\SACChrom\ChromData\LC10\20130321-3391.b\U000004.D		
Injection Date:	21-Mar-2013 12:11:14	Limit Group:	LC 8330B ICAL
Client ID:		Instrument ID:	LC10
Lims Batch ID:	12703	Lims Sample ID:	4
Operator ID:	RN	Injection Vol:	500.0 ul
Column Type:	Synergi Hydro-RP C18	Column Dia:	4.60 mm

15 p-Nitrotoluene, Signal: 1, Type: quant, RT: 24.34, Det: LC mwd1A

Processing Integration Results

RT: 24.34
Response: 295
Amount: 5.671223

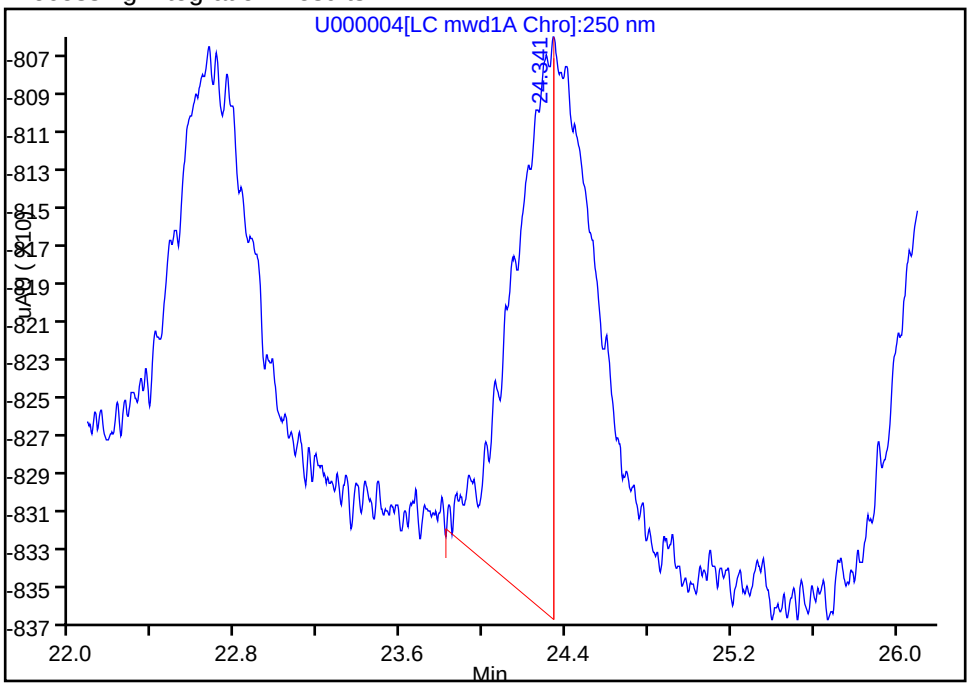

Manual Integration Results

RT: 24.34
Response: 250
Amount: 4.806121

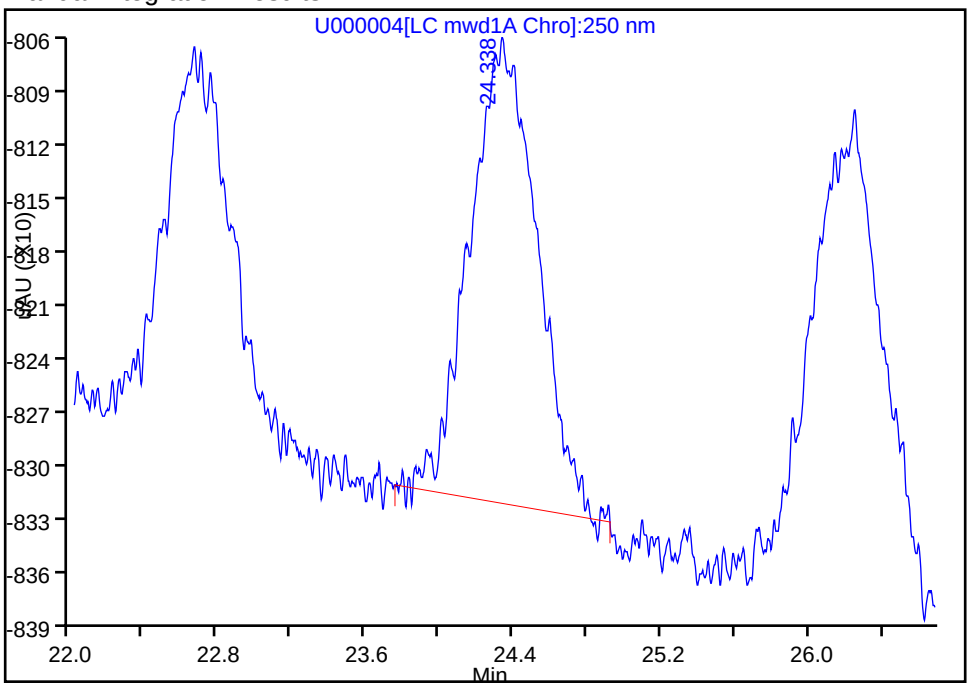

Reviewer: noonanr, 21-Mar-2013 13:16:25
Audit Action: Manually Integrated
Audit Reason: Incomplete Integration

FORM VII
HPLC/IC CONTINUING CALIBRATION DATA

Lab Name: TestAmerica Sacramento Job No.: 240-21987-1

SDG No.:

Lab Sample ID: CCV 320-12703/14 Calibration Date: 03/21/2013 18:52

Instrument ID: LC10 Calib Start Date: 01/09/2013 11:49

GC Column: Synergi C18 ID: 4.60(mm) Calib End Date: 01/09/2013 16:30

Lab File ID: U000014.D Conc. Units: ng/mL

ANALYTE	CURVE TYPE	AVE CF	CF	MIN CF	CALC AMOUNT	SPIKE AMOUNT	%D	MAX %D
HMX	Ave	129.6	130.9		101	100	1.0	20.0
RDX	Ave	92.77	89.49		96.5	100	-3.5	20.0
Ethylene glycol dinitrate	Ave	111.2	109.3		98.3	100	-1.7	20.0
Picric acid	Ave	118.9	122.9		258	250	3.3	20.0
1,3,5-Trinitrobenzene	Ave	168.9	167.8		99.4	100	-0.6	20.0
1,3-Dinitrobenzene	Ave	166.1	165.9		99.9	100	-0.1	20.0
3,5-Dinitroaniline	Ave	106.3	105.1		98.9	100	-1.1	20.0
Tetryl	Ave	84.71	82.75		97.7	100	-2.3	20.0
Nitrobenzene	Ave	73.73	72.77		98.7	100	-1.3	20.0
Nitroglycerin	Ave	70.07	66.53		94.9	100	-5.1	20.0
2,4,6-Trinitrotoluene	Ave	90.82	88.96		98.0	100	-2.0	20.0
4-Amino-2,6-dinitrotoluene	Ave	81.64	80.37		98.4	100	-1.6	20.0
2-Amino-4,6-dinitrotoluene	Ave	86.03	84.34		98.0	100	-2.0	20.0
2,6-Dinitrotoluene	Ave	61.12	59.41		97.2	100	-2.8	20.0
2,4-Dinitrotoluene	Ave	99.31	96.90		97.6	100	-2.4	20.0
2-Nitrotoluene	Ave	43.50	41.66		95.8	100	-4.2	20.0
4-Nitrotoluene	Ave	52.02	49.93		96.0	100	-4.0	20.0
3-Nitrotoluene	Ave	53.69	51.21		95.4	100	-4.6	20.0
PETN	Ave	39.71	37.80		95.2	100	-4.8	20.0
3,4-Dinitrotoluene	Ave	58.25	54.93		94.3	100	-5.7	20.0

FORM VII
HPLC/IC CONTINUING CALIBRATION RETENTION TIME SUMMARY

Lab Name: TestAmerica Sacramento Job No.: 240-21987-1

SDG No.:

Lab Sample ID: CCV 320-12703/14 Calibration Date: 03/21/2013 18:52

Instrument ID: LC10 Calib Start Date: 01/09/2013 11:49

GC Column: Synergi C18 ID: 4.60(mm) Calib End Date: 01/09/2013 16:30

Lab File ID: U000014.D

Analyte	RT	RT WINDOW	
		FROM	TO
HMX	5.21	4.96	5.46
RDX	7.48	7.23	7.73
Ethylene glycol dinitrate	8.15	7.90	8.40
Picric acid	8.56	8.31	8.81
1,3,5-Trinitrobenzene	9.78	9.53	10.03
1,3-Dinitrobenzene	12.40	12.15	12.65
3,5-Dinitroaniline	13.16	12.91	13.41
Tetryl	13.53	13.28	13.78
Nitrobenzene	14.13	13.88	14.38
Nitroglycerin	14.74	14.49	14.99
2,4,6-Trinitrotoluene	15.62	15.37	15.87
4-Amino-2,6-dinitrotoluene	16.20	15.95	16.45
2-Amino-4,6-dinitrotoluene	17.17	16.92	17.42
2,6-Dinitrotoluene	18.73	18.48	18.98
2,4-Dinitrotoluene	19.37	19.12	19.62
2-Nitrotoluene	22.70	22.45	22.95
4-Nitrotoluene	24.36	24.11	24.61
3-Nitrotoluene	26.24	25.99	26.49
PETN	28.43	28.18	28.68
3,4-Dinitrotoluene	16.66	16.41	16.91

TestAmerica Sacramento
Target Compound Quantitation Report

Data File:	\\SACChrom\ChromData\LC10\20130321-3391.b\U000014.D		
Lims ID:	CCV 05	Client ID:	
Inject. Date:	21-Mar-2013 18:52:27	Dil. Factor:	1.0000
Sample Type:	CCVRT		
Sample ID:	320-0003391-014		
Misc. Info.:			
Operator:	RN	Instrument ID:	LC10
Injection Vol:	500.0 ul	ALS Bottle#:	3
Lims Batch ID:	12703	Lims Sample ID:	14
Sublist:	chrom-8330_LC10*sub1		
Method:	\\SACChrom\ChromData\LC10\20130321-3391.b\8330_LC10.m		
Last Update:	22-Mar-2013 08:14:54	Calib Date:	09-Jan-2013 16:30:35
Quant Method:	External Standard	Quant By:	Initial Calibration
Last ICal File:	\\SACChrom\ChromData\LC10\20130108-2133.b\I000011.D		
Limit Group:	LC 8330B ICAL		
Integrator:	Falcon		
Column Type:	Synergi Hydro-RP C18	Column Dia:	4.60 mm
Process Host:	XAWRK006		

First Level Reviewer: noonanr Date: 22-Mar-2013 08:14:54

Det	RT	EXP RT	DLT RT	Response	On-Col Amt ng/ml	Flags
11 HMX						
1	5.206	5.206	0.0	13090	101.0	
19 RDX						
1	7.476	7.476	0.0	8949	96.5	
3 Ethylene glycol dinitrate						
2	8.150	8.150	0.0	10926	98.3	
10 2,4,6-Trinitrophenol						
2	8.560	8.560	0.0	30717	258.4	
1	8.560	8.560	0.0	21903	258.3	
27 1,3,5-Trinitrobenzene						
1	9.776	9.776	0.0	16783	99.4	
24 1,3-Dinitrobenzene						
1	12.403	12.403	0.0	16586	99.9	
9 3,5-Dinitroaniline						
1	13.160	13.160	0.0	10510	98.9	
20 Tetryl						
1	13.533	13.533	0.0	8275	97.7	
5 Nitrobenzene						
1	14.126	14.126	0.0	7277	98.7	
7 Nitroglycerin						
2	14.740	14.740	0.0	6653	94.9	
25 2,4,6-Trinitrotoluene						
1	15.616	15.616	0.0	8896	98.0	
26 4-Amino-2,6-dinitrotoluene						
1	16.196	16.196	0.0	8037	98.4	
$ 30 3,4-Dinitrotoluene						
1	16.660	16.660	0.0	5493	94.3	
2	16.660	16.660	0.0	10463	96.2	

Det	RT	EXP RT	DLT RT	Response	On-Col Amt ng/ml	Flags
6 2-Amino-4,6-dinitrotoluene						
1	17.166	17.166	0.0	8434	98.0	
12 2,6-Dinitrotoluene						
1	18.730	18.730	0.0	5941	97.2	
23 2,4-Dinitrotoluene						
1	19.373	19.373	0.0	9690	97.6	
16 o-Nitrotoluene						
1	22.700	22.700	0.0	4166	95.8	
15 p-Nitrotoluene						
1	24.363	24.363	0.0	4993	96.0	
8 m-Nitrotoluene						
1	26.236	26.236	0.0	5121	95.4	
21 PETN						
2	28.426	28.426	0.0	3780	95.2	

Report Date: 22-Mar-2013 08:14:55 Chrom Revision: 2.1 18-Mar-2013 20:34:14

TestAmerica Sacramento

Data File:	\\SACChrom\ChromData\LC10\20130321-3391.b\U000014.D		
Injection Date:	21-Mar-2013 18:52:27	Limit Group:	LC 8330B ICAL
Client ID:		Instrument ID:	LC10
Lims Batch ID:	12703	Lims Sample ID:	14
Operator ID:	RN	Injection Vol:	500.0 ul
Column Type:	Synergi Hydro-RP C18	Column Dia:	4.60 mm

Y Scaling:

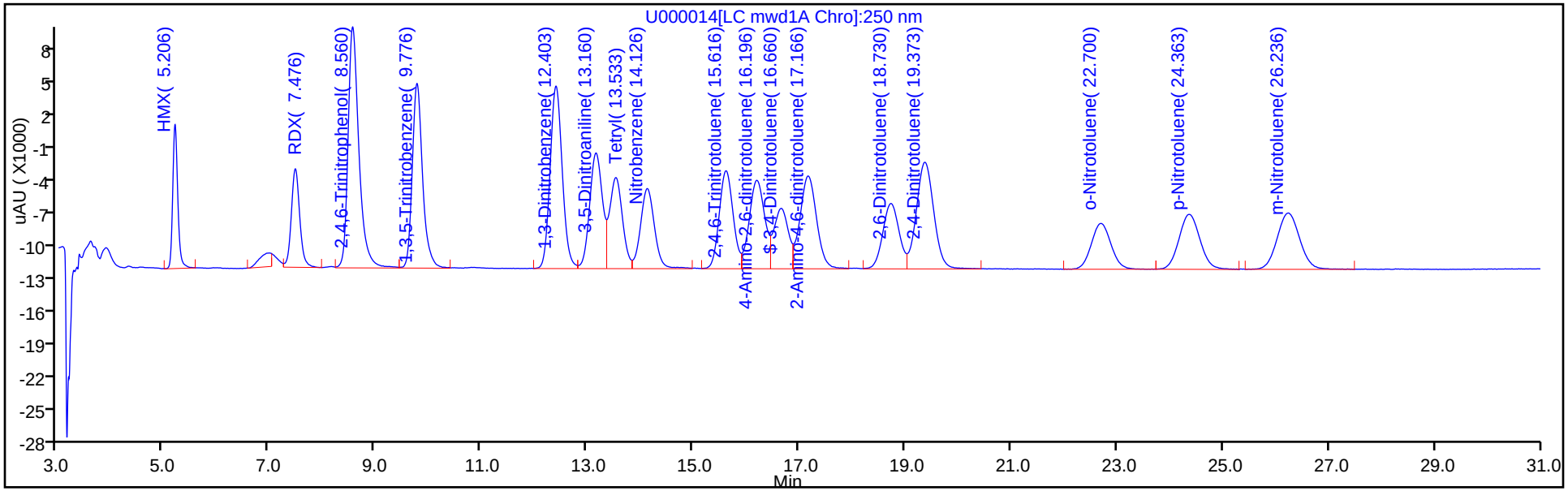

Y Scaling:

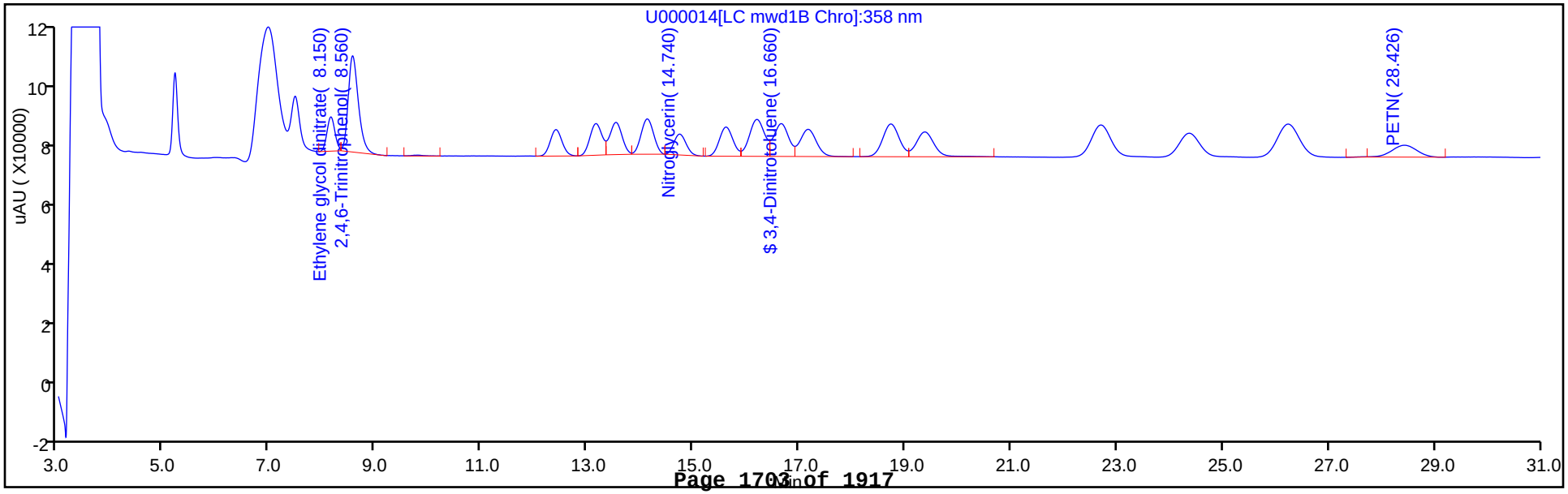

FORM VII
HPLC/IC CONTINUING CALIBRATION DATA

Lab Name: TestAmerica Sacramento Job No.: 240-21987-1

SDG No.:

Lab Sample ID: CCVL 320-12703/15 Calibration Date: 03/21/2013 19:32

Instrument ID: LC10 Calib Start Date: 01/09/2013 11:49

GC Column: Synergi C18 ID: 4.60(mm) Calib End Date: 01/09/2013 16:30

Lab File ID: U000015.D Conc. Units: ng/mL

ANALYTE	CURVE TYPE	AVE CF	CF	MIN CF	CALC AMOUNT	SPIKE AMOUNT	%D	MAX %D
HMX	Ave	129.6	139.4		5.38	5.00	7.6	30.0
RDX	Ave	92.77	113.4		6.11	5.00	22.2	30.0
1,3,5-Trinitrobenzene	Ave	168.9	181.8		5.38	5.00	7.7	30.0
1,3-Dinitrobenzene	Ave	166.1	176.0		5.30	5.00	6.0	30.0
3,5-Dinitroaniline	Ave	106.3	114.4		5.38	5.00	7.7	30.0
Tetryl	Ave	84.71	98.00		5.78	5.00	15.7	30.0
Nitrobenzene	Ave	73.73	71.80		4.87	5.00	-2.6	30.0
Nitroglycerin	Ave	70.07	76.95		22.0	20.0	9.8	30.0
2,4,6-Trinitrotoluene	Ave	90.82	99.6		5.48	5.00	9.7	30.0
4-Amino-2,6-dinitrotoluene	Ave	81.64	90.00		5.51	5.00	10.2	30.0
2-Amino-4,6-dinitrotoluene	Ave	86.03	93.80		5.45	5.00	9.0	30.0
2,6-Dinitrotoluene	Ave	61.12	64.80		5.30	5.00	6.0	30.0
2,4-Dinitrotoluene	Ave	99.31	106.8		5.38	5.00	7.5	30.0
2-Nitrotoluene	Ave	43.50	45.20		5.20	5.00	3.9	30.0
4-Nitrotoluene	Ave	52.02	52.40		5.04	5.00	0.7	30.0
3-Nitrotoluene	Ave	53.69	52.20		4.86	5.00	-2.8	30.0
PETN	Ave	39.71	41.90		21.1	20.0	5.5	30.0
3,4-Dinitrotoluene	Ave	58.25	52.90		18.2	20.0	-9.2	30.0

FORM VII
HPLC/IC CONTINUING CALIBRATION RETENTION TIME SUMMARY

Lab Name: TestAmerica Sacramento Job No.: 240-21987-1

SDG No.:

Lab Sample ID: CCVL 320-12703/15 Calibration Date: 03/21/2013 19:32

Instrument ID: LC10 Calib Start Date: 01/09/2013 11:49

GC Column: Synergi C18 ID: 4.60(mm) Calib End Date: 01/09/2013 16:30

Lab File ID: U000015.D

Analyte	RT	RT WINDOW	
		FROM	TO
HMX	5.21	4.96	5.46
RDX	7.49	7.24	7.74
1,3,5-Trinitrobenzene	9.78	9.53	10.03
1,3-Dinitrobenzene	12.43	12.18	12.68
3,5-Dinitroaniline	13.17	12.92	13.42
Tetryl	13.55	13.30	13.80
Nitrobenzene	14.19	13.94	14.44
Nitroglycerin	14.78	14.53	15.03
2,4,6-Trinitrotoluene	15.64	15.39	15.89
4-Amino-2,6-dinitrotoluene	16.22	15.97	16.47
2-Amino-4,6-dinitrotoluene	17.21	16.96	17.46
2,6-Dinitrotoluene	18.79	18.54	19.04
2,4-Dinitrotoluene	19.42	19.17	19.67
2-Nitrotoluene	22.73	22.48	22.98
4-Nitrotoluene	24.41	24.16	24.66
3-Nitrotoluene	26.22	25.97	26.47
PETN	28.47	28.22	28.72
3,4-Dinitrotoluene	16.71	16.46	16.96

TestAmerica Sacramento
Target Compound Quantitation Report

Data File:	\\SACChrom\ChromData\LC10\20130321-3391.b\U000015.D		
Lims ID:	CCVL	Client ID:	
Inject. Date:	21-Mar-2013 19:32:40	Dil. Factor:	1.0000
Sample Type:	CCVL		
Sample ID:	320-0003391-015		
Misc. Info.:			
Operator:	RN	Instrument ID:	LC10
Injection Vol:	500.0 ul	ALS Bottle#:	10
Lims Batch ID:	12703	Lims Sample ID:	15
Sublist:	chrom-8330_LC10*sub2		
Method:	\\SACChrom\ChromData\LC10\20130321-3391.b\8330_LC10.m		
Last Update:	22-Mar-2013 08:15:37	Calib Date:	09-Jan-2013 16:30:35
Quant Method:	External Standard	Quant By:	Initial Calibration
Last ICal File:	\\SACChrom\ChromData\LC10\20130108-2133.b\I000011.D		
Limit Group:	LC 8330B ICAL		
Integrator:	Falcon		
Column Type:	Synergi Hydro-RP C18	Column Dia:	4.60 mm
Process Host:	XAWRK006		

First Level Reviewer: noonanr Date: 22-Mar-2013 08:15:37

Det	RT	EXP RT	DLT RT	Response	On-Col Amt ng/ml	Flags
11 HMX						
1	5.211	5.211	0.0	697	5.38	
19 RDX						
1	7.487	7.487	0.0	567	6.11	
27 1,3,5-Trinitrobenzene						
1	9.784	9.784	0.0	909	5.38	
24 1,3-Dinitrobenzene						
1	12.434	12.434	0.0	880	5.30	
9 3,5-Dinitroaniline						
1	13.171	13.171	0.0	572	5.38	
20 Tetryl						
1	13.554	13.554	0.0	490	5.78	
5 Nitrobenzene						
1	14.191	14.191	0.0	359	4.87	
7 Nitroglycerin						
2	14.777	14.777	0.0	1539	22.0	
25 2,4,6-Trinitrotoluene						
1	15.637	15.637	0.0	498	5.48	
26 4-Amino-2,6-dinitrotoluene						
1	16.217	16.217	0.0	450	5.51	
$ 30 3,4-Dinitrotoluene						
1	16.714	16.714	0.0	1058	18.2	
2	16.704	16.704	0.0	2092	19.2	
6 2-Amino-4,6-dinitrotoluene						
1	17.214	17.214	0.0	469	5.45	
12 2,6-Dinitrotoluene						
1	18.794	18.794	0.0	324	5.30	

Det	RT	EXP RT	DLT RT	Response	On-Col Amt ng/ml	Flags
23 2,4-Dinitrotoluene						
1	19.421	19.421	0.0	534	5.38	
16 o-Nitrotoluene						
1	22.731	22.731	0.0	226	5.20	
15 p-Nitrotoluene						
1	24.411	24.411	0.0	262	5.04	
8 m-Nitrotoluene						
1	26.224	26.224	0.0	261	4.86	
21 PETN						
2	28.474	28.474	0.0	838	21.1	

Report Date: 22-Mar-2013 08:15:37 Chrom Revision: 2.1 18-Mar-2013 20:34:14

TestAmerica Sacramento

Data File:	\\SACChrom\ChromData\LC10\20130321-3391.b\U000015.D		
Injection Date:	21-Mar-2013 19:32:40	Limit Group:	LC 8330B ICAL
Client ID:		Instrument ID:	LC10
Lims Batch ID:	12703	Lims Sample ID:	15
Operator ID:	RN	Injection Vol:	500.0 ul
Column Type:	Synergi Hydro-RP C18	Column Dia:	4.60 mm

Y Scaling:

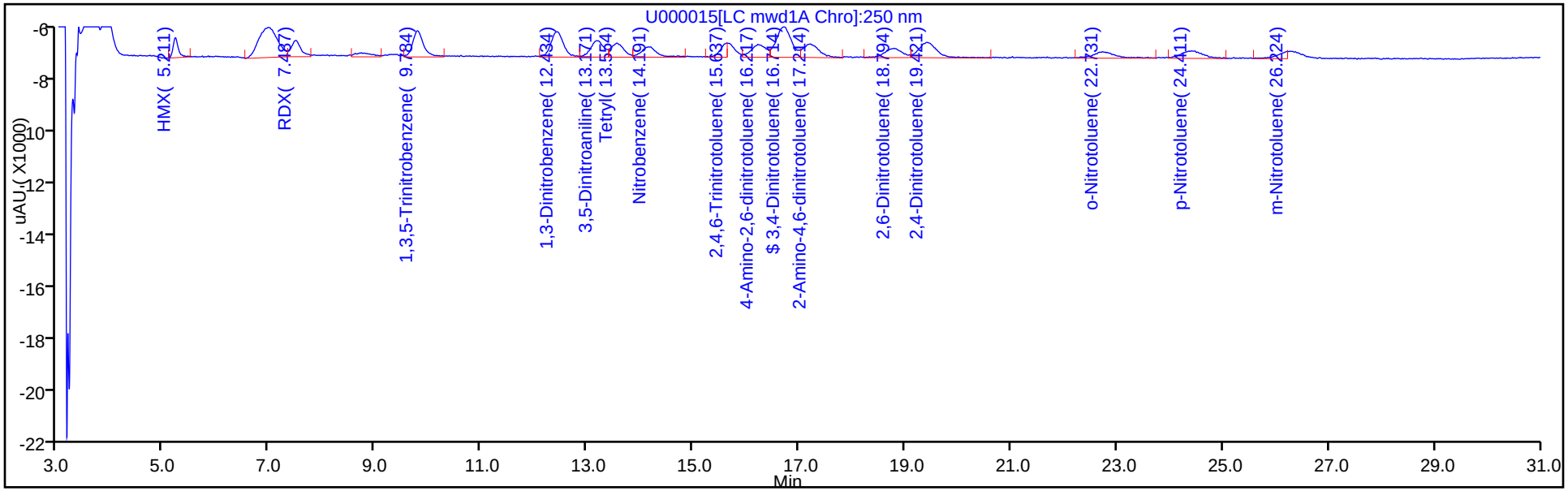

Y Scaling:

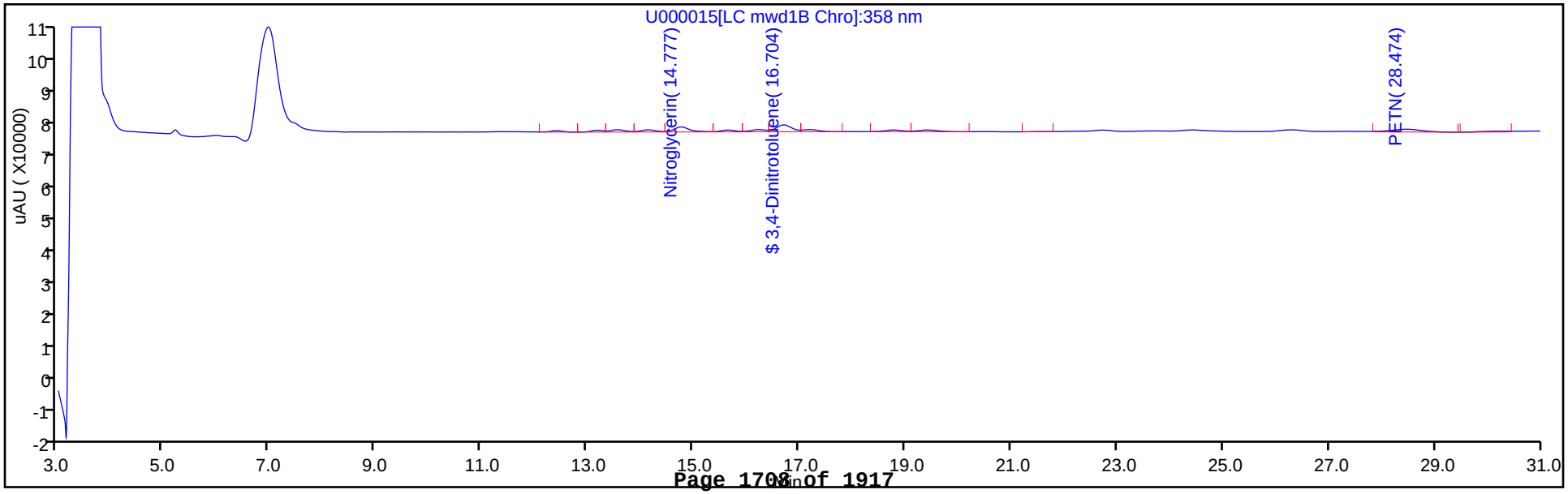

FORM I
HPLC/IC ORGANICS ANALYSIS DATA SHEET

Lab Name: TestAmerica Sacramento
Job No.: 240-21987-1
SDG No.:
Client Sample ID:
Lab Sample ID: MB 320-12565/1-A
Matrix: Water
Lab File ID: U000005.D
Analysis Method: 8330B
Date Collected:
Extraction Method: 8330-Prep
Date Extracted: 03/19/2013 13:52
Sample wt/vol: 1000(mL)
Date Analyzed: 03/21/2013 12:51
Con. Extract Vol.: 20(mL)
Dilution Factor: 1
Injection Volume: 500(uL)
GC Column: Synergi C18 ID: 4.6(mm)
% Moisture:
GPC Cleanup:(Y/N) N
Analysis Batch No.: 12703
Units: ug/L

CAS NO.	COMPOUND NAME	RESULT	Q	LOQ	LOD	DL
99-35-4	1,3,5-Trinitrobenzene	0.050	U	0.10	0.050	0.031
99-65-0	1,3-Dinitrobenzene	0.10	U	0.10	0.10	0.050
118-96-7	2,4,6-Trinitrotoluene	0.10	U	0.10	0.10	0.050
121-14-2	2,4-Dinitrotoluene	0.10	U	0.10	0.10	0.050
606-20-2	2,6-Dinitrotoluene	0.10	U	0.10	0.10	0.050
35572-78-2	2-Amino-4,6-dinitrotoluene	0.10	U	0.20	0.10	0.015
88-72-2	2-Nitrotoluene	0.10	U	0.50	0.10	0.088
99-08-1	3-Nitrotoluene	0.10	U	0.50	0.10	0.057
99-99-0	4-Nitrotoluene	0.10	U	0.50	0.10	0.088
19406-51-0	4-Amino-2,6-dinitrotoluene	0.10	U	0.10	0.10	0.050
2691-41-0	HMX	0.050	U	0.10	0.050	0.036
121-82-4	RDX	0.050	U	0.10	0.050	0.036
98-95-3	Nitrobenzene	0.10	U	0.10	0.10	0.050
479-45-8	Tetryl	0.10	U	0.10	0.10	0.050
55-63-0	Nitroglycerin	0.50	U	0.65	0.50	0.33
78-11-5	PETN	0.50	U	0.65	0.50	0.30

CAS NO.	SURROGATE	%REC	Q	LIMITS
610-39-9	3,4-Dinitrotoluene	87		79-111

TestAmerica Sacramento
Target Compound Quantitation Report

Data File:	\\SACChrom\ChromData\LC10\20130321-3391.b\U000005.D		
Lims ID:	MB 320-12565/1-A	Client ID:	
Inject. Date:	21-Mar-2013 12:51:24	Dil. Factor:	1.0000
Sample Type:	MB		
Sample ID:	320-0003391-005		
Misc. Info.:			
Operator:	RN	Instrument ID:	LC10
Injection Vol:	500.0 ul	ALS Bottle#:	11
Lims Batch ID:	12703	Lims Sample ID:	5

Method:	\\SACChrom\ChromData\LC10\20130321-3391.b\8330_LC10.m		
Last Update:	21-Mar-2013 14:13:54	Calib Date:	09-Jan-2013 16:30:35
Quant Method:	External Standard	Quant By:	Initial Calibration
Last ICal File:	\\SACChrom\ChromData\LC10\20130108-2133.b\I000011.D		
Limit Group:	LC 8330B ICAL		
Integrator:	Falcon		
Column Type:	Synergi Hydro-RP C18	Column Dia:	4.60 mm
Process Host:	XAWRK014		

First Level Reviewer: noonanr Date: 21-Mar-2013 14:13:54

Det	RT	EXP RT	DLT RT	Response	On-Col Amt ng/ml	Flags
$ 30 3,4-Dinitrotoluene						
1	16.749	16.651	0.098	6356	109.1	
2	16.746	16.648	0.098	12274	112.9	

Report Date: 21-Mar-2013 14:13:54 Chrom Revision: 2.1 18-Mar-2013 20:34:14

TestAmerica Sacramento

Data File:	\\SACChrom\ChromData\LC10\20130321-3391.b\U000005.D		
Injection Date:	21-Mar-2013 12:51:24	Limit Group:	LC 8330B ICAL
Client ID:		Instrument ID:	LC10
Lims Batch ID:	12703	Lims Sample ID:	5
Operator ID:	RN	Injection Vol:	500.0 ul
Column Type:	Synergi Hydro-RP C18	Column Dia:	4.60 mm

Y Scaling:

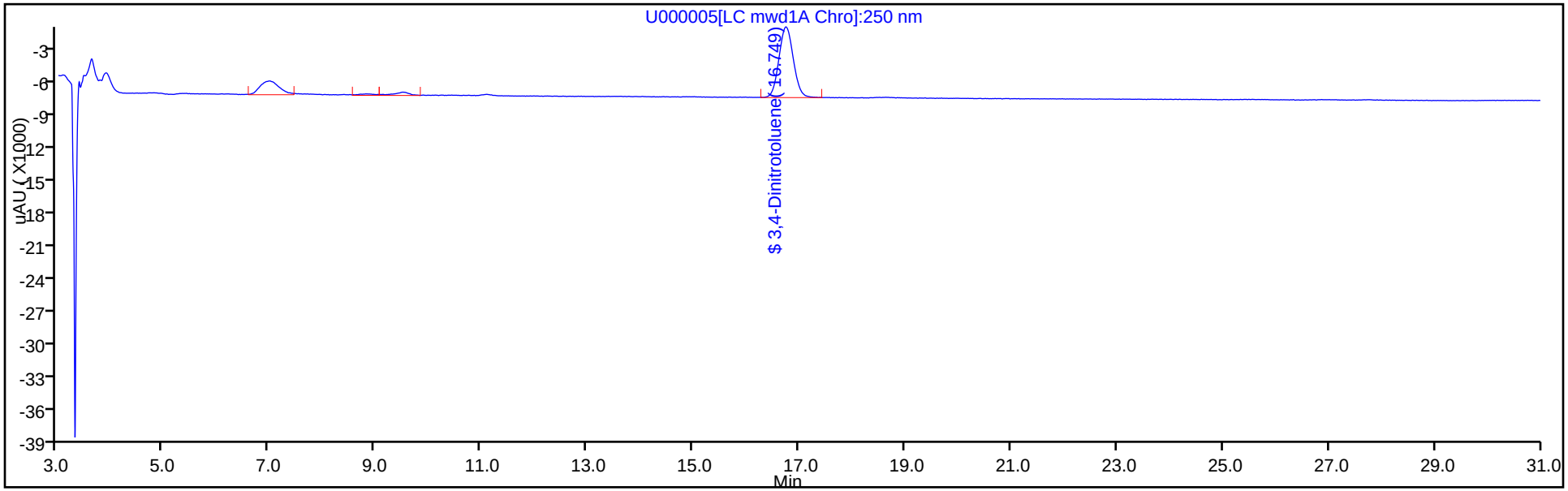

Y Scaling:

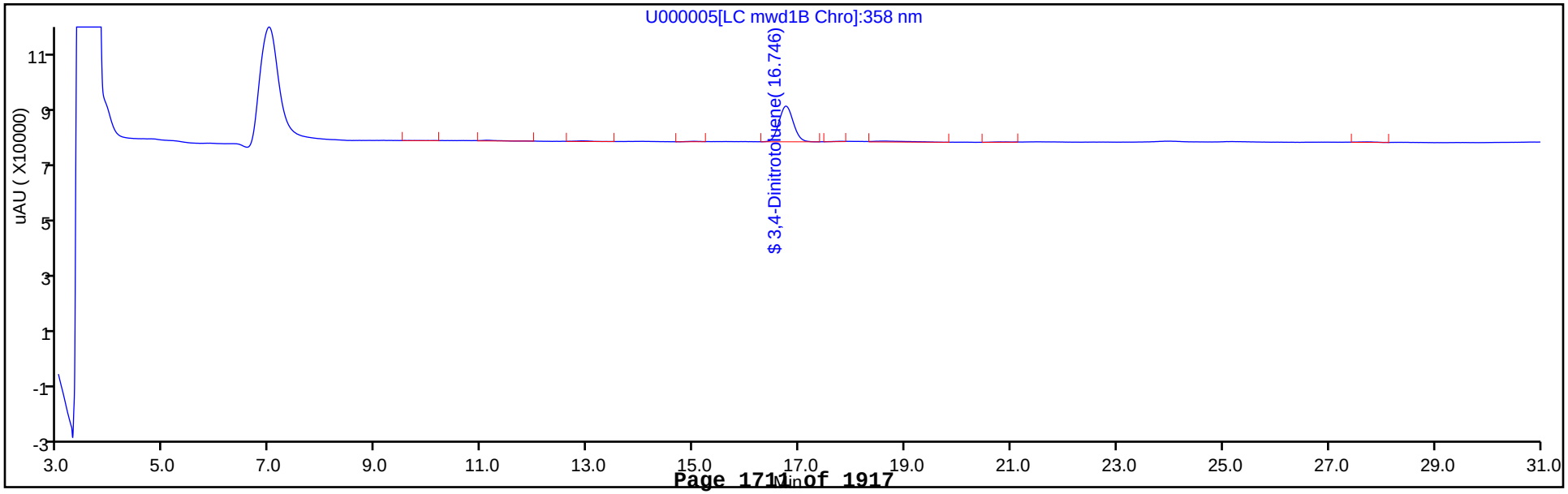

FORM I
HPLC/IC ORGANICS ANALYSIS DATA SHEET

Lab Name: TestAmerica Sacramento
Job No.: 240-21987-1
SDG No.:
Client Sample ID:
Lab Sample ID: LCS 320-12565/2-A
Matrix: Water
Lab File ID: U000006.D
Analysis Method: 8330B
Date Collected:
Extraction Method: 8330-Prep
Date Extracted: 03/19/2013 13:52
Sample wt/vol: 1000(mL)
Date Analyzed: 03/21/2013 13:31
Con. Extract Vol.: 20(mL)
Dilution Factor: 1
Injection Volume: 500(uL)
GC Column: Synergi C18 ID: 4.6(mm)
% Moisture:
GPC Cleanup:(Y/N) N
Analysis Batch No.: 12703
Units: ug/L

CAS NO.	COMPOUND NAME	RESULT	Q	LOQ	LOD	DL
99-35-4	1,3,5-Trinitrobenzene	1.03		0.10	0.050	0.031
99-65-0	1,3-Dinitrobenzene	1.05		0.10	0.10	0.050
118-96-7	2,4,6-Trinitrotoluene	0.901		0.10	0.10	0.050
121-14-2	2,4-Dinitrotoluene	0.977		0.10	0.10	0.050
606-20-2	2,6-Dinitrotoluene	0.969		0.10	0.10	0.050
35572-78-2	2-Amino-4,6-dinitrotoluene	0.987		0.20	0.10	0.015
88-72-2	2-Nitrotoluene	0.930		0.50	0.10	0.088
99-08-1	3-Nitrotoluene	0.918		0.50	0.10	0.057
99-99-0	4-Nitrotoluene	0.933		0.50	0.10	0.088
19406-51-0	4-Amino-2,6-dinitrotoluene	0.983		0.10	0.10	0.050
2691-41-0	HMX	1.02		0.10	0.050	0.036
121-82-4	RDX	1.06		0.10	0.050	0.036
98-95-3	Nitrobenzene	1.01		0.10	0.10	0.050
479-45-8	Tetryl	0.881		0.10	0.10	0.050
55-63-0	Nitroglycerin	4.65		0.65	0.50	0.33
78-11-5	PETN	4.46		0.65	0.50	0.30

CAS NO.	SURROGATE	%REC	Q	LIMITS
610-39-9	3,4-Dinitrotoluene	87		79-111

TestAmerica Sacramento
Target Compound Quantitation Report

Data File:	\\SACChrom\ChromData\LC10\20130321-3391.b\U000006.D		
Lims ID:	LCS 320-12565/2-A	Client ID:	
Inject. Date:	21-Mar-2013 13:31:35	Dil. Factor:	1.0000
Sample Type:	LCS		
Sample ID:	320-0003391-006		
Misc. Info.:			
Operator:	RN	Instrument ID:	LC10
Injection Vol:	500.0 ul	ALS Bottle#:	12
Lims Batch ID:	12703	Lims Sample ID:	6

Method:	\\SACChrom\ChromData\LC10\20130321-3391.b\8330_LC10.m		
Last Update:	21-Mar-2013 15:27:02	Calib Date:	09-Jan-2013 16:30:35
Quant Method:	External Standard	Quant By:	Initial Calibration
Last ICal File:	\\SACChrom\ChromData\LC10\20130108-2133.b\I000011.D		
Limit Group:	LC 8330B ICAL		
Integrator:	Falcon		
Column Type:	Synergi Hydro-RP C18	Column Dia:	4.60 mm
Process Host:	XAWRK014		

First Level Reviewer: noonanr Date: 21-Mar-2013 15:27:02

Det	RT	EXP RT	DLT RT	Response	On-Col Amt ng/ml	Flags
11 HMX						
1	5.232	5.208	0.024	6619	51.1	
19 RDX						
1	7.529	7.474	0.055	4914	53.0	
27 1,3,5-Trinitrobenzene						
1	9.829	9.774	0.055	8684	51.4	
24 1,3-Dinitrobenzene						
1	12.476	12.404	0.072	8724	52.5	
9 3,5-Dinitroaniline						
1	13.242	13.124	0.118	5364	50.5	
20 Tetryl						
1	13.612	13.534	0.078	3730	44.0	
5 Nitrobenzene						
1	14.216	14.088	0.128	3706	50.3	
7 Nitroglycerin						
2	14.819	14.738	0.081	16302	232.7	
25 2,4,6-Trinitrotoluene						
1	15.696	15.621	0.075	4091	45.0	
26 4-Amino-2,6-dinitrotoluene						
1	16.306	16.184	0.122	4012	49.1	
$ 30 3,4-Dinitrotoluene						
1	16.769	16.651	0.118	6314	108.4	
2	16.769	16.648	0.121	12246	112.6	
6 2-Amino-4,6-dinitrotoluene						
1	17.289	17.151	0.138	4246	49.4	
12 2,6-Dinitrotoluene						
1	18.839	18.738	0.101	2961	48.4	
23 2,4-Dinitrotoluene						
1	19.486	19.391	0.095	4852	48.9	

Det	RT	EXP RT	DLT RT	Response	On-Col Amt ng/ml	Flags
16 o-Nitrotoluene						
1	22.826	22.668	0.158	2023	46.5	
15 p-Nitrotoluene						
1	24.486	24.338	0.148	2426	46.6	
8 m-Nitrotoluene						
1	26.352	26.254	0.098	2465	45.9	
21 PETN						
2	28.529	28.411	0.118	8856	223.0	

Report Date: 21-Mar-2013 15:27:03 Chrom Revision: 2.1 18-Mar-2013 20:34:14

TestAmerica Sacramento

Data File:	\\SACChrom\ChromData\LC10\20130321-3391.b\U000006.D		
Injection Date:	21-Mar-2013 13:31:35	Limit Group:	LC 8330B ICAL
Client ID:		Instrument ID:	LC10
Lims Batch ID:	12703	Lims Sample ID:	6
Operator ID:	RN	Injection Vol:	500.0 ul
Column Type:	Synergi Hydro-RP C18	Column Dia:	4.60 mm

Y Scaling:

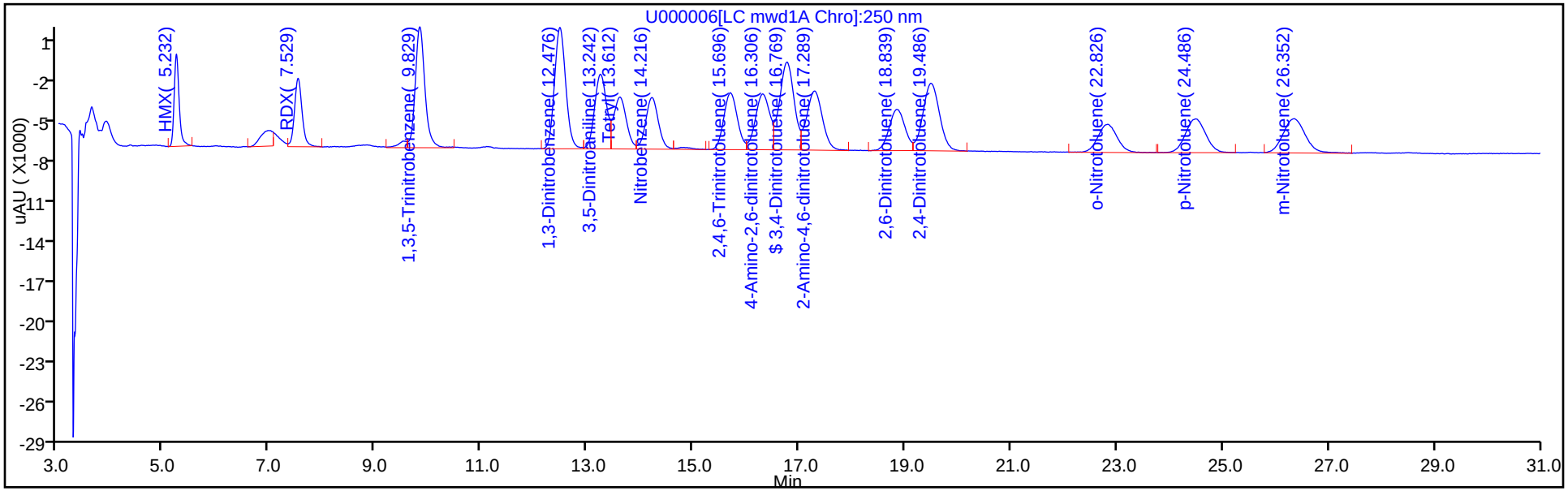

Y Scaling:

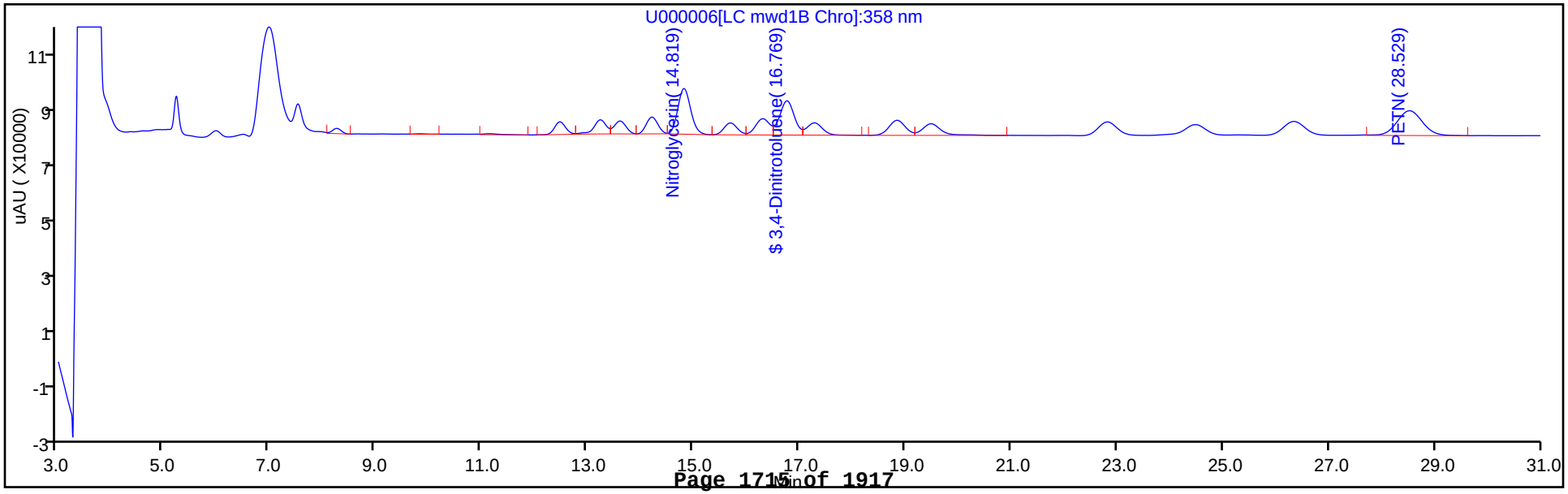

HPLC/IC ANALYSIS RUN LOG

Lab Name: TestAmerica Sacramento Job No.: 240-21987-1

SDG No.:

Instrument ID: LC10 Start Date: 01/09/2013 11:09

Analysis Batch Number: 8413 End Date: 01/09/2013 18:30

LAB SAMPLE ID	CLIENT SAMPLE ID	DATE ANALYZED	DILUTION FACTOR	LAB FILE ID	COLUMN ID
EB 320-8413/1 ICB		01/09/2013 11:09	1		Synergi C18 4.6(mm)
STD01 320-8413/2 IC		01/09/2013 11:49	1	I000004.D	Synergi C18 4.6(mm)
STD02 320-8413/3 IC		01/09/2013 12:29	1	I000005.D	Synergi C18 4.6(mm)
STD03 320-8413/4 IC		01/09/2013 13:09	1	I000006.D	Synergi C18 4.6(mm)
STD04 320-8413/5 IC		01/09/2013 13:50	1	I000007.D	Synergi C18 4.6(mm)
STD05 320-8413/6 IC		01/09/2013 14:30	1	I000008.D	Synergi C18 4.6(mm)
STD06 320-8413/7 IC		01/09/2013 15:10	1	I000009.D	Synergi C18 4.6(mm)
STD07 320-8413/8 IC		01/09/2013 15:50	1	I000010.D	Synergi C18 4.6(mm)
STD08 320-8413/9 IC		01/09/2013 16:30	1	I000011.D	Synergi C18 4.6(mm)
EB 320-8413/10 CCB		01/09/2013 17:10	1		Synergi C18 4.6(mm)
ICV 320-8413/11		01/09/2013 17:50	1	I000013.D	Synergi C18 4.6(mm)
LODV 320-8413/13		01/09/2013 18:30	1	I000014.D	Synergi C18 4.6(mm)

HPLC/IC ANALYSIS RUN LOG

Lab Name: TestAmerica Sacramento Job No.: 240-21987-1

SDG No.:

Instrument ID: LC10 Start Date: 03/21/2013 11:30

Analysis Batch Number: 12703 End Date: 03/22/2013 10:16

LAB SAMPLE ID	CLIENT SAMPLE ID	DATE ANALYZED	DILUTION FACTOR	LAB FILE ID	COLUMN ID
CCV 320-12703/3 CCVRT		03/21/2013 11:30	1	U000003.D	Synergi C18 4.6(mm)
CCVL 320-12703/4		03/21/2013 12:11	1	U000004.D	Synergi C18 4.6(mm)
MB 320-12565/1-A		03/21/2013 12:51	1	U000005.D	Synergi C18 4.6(mm)
LCS 320-12565/2-A		03/21/2013 13:31	1	U000006.D	Synergi C18 4.6(mm)
240-21987-1	079-0007-0001-SOURCEW ATER	03/21/2013 14:11	1	U000007.D	Synergi C18 4.6(mm)
CCV 320-12703/14 CCVRT		03/21/2013 18:52	1	U000014.D	Synergi C18 4.6(mm)
CCVL 320-12703/15		03/21/2013 19:32	1	U000015.D	Synergi C18 4.6(mm)
CCV 320-12703/26 CCVRT		03/22/2013 02:54	1		Synergi C18 4.6(mm)
CCV 320-12703/37 CCVRT		03/22/2013 10:16	1		Synergi C18 4.6(mm)

8330B

HPLC/IC BATCH WORKSHEET

Lab Name: TestAmerica Sacramento Job No.: 240-21987-1

SDG No.:

Batch Number: 12565 Batch Start Date: 03/19/13 13:52 Batch Analyst: Arauz, Horacio

Batch Method: 8330-Prep Batch End Date: 03/19/13 16:25

Lab Sample ID	Client Sample ID	Method Chain	Basis	GrossWeight	TareWeight	InitialAmount	FinalAmount	HP34DNTSU 00012	HP8330SP 00011
MB 320-12565/1		8330-Prep, 8330B				1000 mL	20 mL	50 uL	
LCS 320-12565/2		8330-Prep, 8330B				1000 mL	20 mL	50 uL	20 uL
240-21987-Q-1	079-0007-0001-SO URCEWATER	8330-Prep, 8330B	T	1477.4 g	499.53 g	977.9 mL	20 mL	50 uL	

Lab Sample ID	Client Sample ID	Method Chain	Basis	HPNGPETNSP 00002					
MB 320-12565/1		8330-Prep, 8330B							
LCS 320-12565/2		8330-Prep, 8330B		100 uL					
240-21987-Q-1	079-0007-0001-SO URCEWATER	8330-Prep, 8330B	T						

Batch Notes	
0.1% HOAc/CAN Lot 3	HPHOAC/ACN_00005
Balance ID	QA-070
Person's name who did the concentration	HA
Date of Clean up	3-19-13
Date Dilution Performed	3-19-13
Analytst performing Dilution	HA
Filter Lot #	.45um Millipore R2DA02309
Date of Final Volume	3-19-13
Millipore Water Dispense Date	3-11-13
Prep Solvent Volume Used	5 mL
Person's name who witnessed reagent drop	AM
SPE Cartridge Lot #	Water 003832324a

Basis	Basis Description
T	Total/NA

The pound sign (#) in the amount added field denotes that the reagent was used undiluted. All calculations are performed using the stated concentration for this reagent.

METALS

COVER PAGE
METALS

Lab Name: TestAmerica Canton Job Number: 240-21987-1

SDG No.:

Project: RVAAP - ECC

Client Sample ID	Lab Sample ID
079-0007-0001-SOURCEWATER	240-21987-1

Comments:

COVER PAGE
METALS

Lab Name: TestAmerica Pittsburgh Job Number: 240-21987-1

SDG No.:

Project: RVAAP - ECC

Client Sample ID	Lab Sample ID
079-0007-0001-SOURCEWATER	240-21987-1

Comments:

1A-IN
INORGANIC ANALYSIS DATA SHEET
METALS

Client Sample ID: 079-0007-0001-SOURCEWATER

Lab Sample ID: 240-21987-1

Lab Name: TestAmerica Canton

Job No.: 240-21987-1

SDG ID.:

Matrix: Water

Date Sampled: 03/14/2013 12:00

Reporting Basis: WET

Date Received: 03/14/2013 16:20

Analyte	Result	LOQ	LOD	DL	Units	C	Q	DIL	Method
Mercury	0.20	0.20	0.20	0.12	ug/L	U		1	7470A/DOD

1A-IN
INORGANIC ANALYSIS DATA SHEET
METALS - TOTAL RECOVERABLE

Client Sample ID: 079-0007-0001-SOURCEWATER
Lab Sample ID: 240-21987-1
Lab Name: TestAmerica Pittsburgh
Job No.: 240-21987-1
SDG ID.:
Matrix: Water
Date Sampled: 03/14/2013 12:00
Reporting Basis: WET
Date Received: 03/14/2013 16:20

Analyte	Result	LOQ	LOD	DL	Units	C	Q	DIL	Method
Silver	0.20	1.0	0.20	0.11	ug/L	U		1	6020/DOD
Aluminum	5.0	30	5.0	2.6	ug/L	U		1	6020/DOD
Arsenic	0.48	1.0	0.50	0.29	ug/L	J		1	6020/DOD
Barium	41	10	0.15	0.098	ug/L		Q	1	6020/DOD
Beryllium	0.090	1.0	0.090	0.045	ug/L	U		1	6020/DOD
Calcium	65000	100	20	9.4	ug/L			1	6020/DOD
Cadmium	0.30	1.0	0.30	0.13	ug/L	U		1	6020/DOD
Chromium	1.3	2.0	1.0	0.54	ug/L	J		1	6020/DOD
Cobalt	0.054	0.50	0.050	0.026	ug/L	J	Q	1	6020/DOD
Copper	1.4	2.0	0.50	0.24	ug/L	J	Q	1	6020/DOD
Iron	590	50	20	11	ug/L			1	6020/DOD
Magnesium	27000	100	22	11	ug/L			1	6020/DOD
Manganese	94	5.0	0.30	0.16	ug/L		Q	1	6020/DOD
Sodium	37000	100	55	27	ug/L		B	1	6020/DOD
Nickel	0.35	1.0	0.35	0.17	ug/L	U		1	6020/DOD
Lead	0.30	1.0	0.30	0.15	ug/L	U		1	6020/DOD
Antimony	0.90	2.0	0.90	0.46	ug/L	U		1	6020/DOD
Thallium	0.11	1.0	0.20	0.10	ug/L	J		1	6020/DOD
Vanadium	0.60	1.0	0.60	0.30	ug/L	U		1	6020/DOD
Zinc	5.1	5.0	2.0	0.96	ug/L		Q	1	6020/DOD
Potassium	2500	100	60	32	ug/L			1	6020/DOD
Selenium	1.0	5.0	1.0	0.51	ug/L	U		1	6020/DOD

2A-IN
CALIBRATION VERIFICATIONS
METALS

Lab Name: TestAmerica Pittsburgh Job No.: 240-21987-1

SDG No.:

ICV Source: MICVX_00003 Concentration Units: ug/L

CCV Source: CCVHL1_00001

Analyte	ICV 180-68058/5 04/01/2013 14:39				CCV 180-68058/10 04/01/2013 15:03							
	Found	C	True	%R	Found	C	True	%R	Found	C	True	%R
Aluminum	404		400	101	472000		500000	94				
Barium	80.2		80.0	100	14400		15000	96				
Chromium	80.1		80.0	100	19900		20000	100				
Copper	82.0		80.0	102	19000		20000	95				
Iron	20700		20000	103	531000		500000	106				
Lead	81.7		80.0	102	19000		20000	95				
Manganese	412		400	103	21300		20000	107				
Nickel	80.4		80.0	100	9810		10000	98				
Zinc	83.1		80.0	104	18900		20000	94				

Note! Calculations are performed before rounding to avoid round-off errors in calculated results.
Italicized analytes were not requested for this sequence.

2A-IN
CALIBRATION VERIFICATIONS
METALS

Lab Name: TestAmerica Pittsburgh Job No.: 240-21987-1

SDG No.:

ICV Source: MICVX_00003 Concentration Units: ug/L

CCV Source: CCVHL2_00001

Analyte	ICV 180-68058/5 04/01/2013 14:39				CCV 180-68058/11 04/01/2013 15:08							
	Found	C	True	%R	Found	C	True	%R	Found	C	True	%R
Calcium	39000		40000	97	959000		1000000	96				
Magnesium	39000		40000	98	950000		1000000	95				
Potassium	39500		40000	99	470000		500000	94				
Sodium	39700		40000	99	476000		500000	95				

Note! Calculations are performed before rounding to avoid round-off errors in calculated results.
Italicized analytes were not requested for this sequence.

2A-IN
CALIBRATION VERIFICATIONS
METALS

Lab Name: TestAmerica Pittsburgh Job No.: 240-21987-1

SDG No.:

ICV Source: MICVX_00003 Concentration Units: ug/L

CCV Source: MCCV1X_00039

Analyte	ICV 180-68058/5 04/01/2013 14:39				CCV 180-68058/12 04/01/2013 15:13				CCV 180-68058/24 04/01/2013 16:24			
	Found	C	True	%R	Found	C	True	%R	Found	C	True	%R
Aluminum	404		400	101	519		500	104	488		500	98
Antimony	79.7		80.0	100	95.9		100	96	98.5		100	99
Arsenic	79.5		80.0	99	102		100	102	99.8		100	100
Barium	80.2		80.0	100	99.1		100	99	98.5		100	99
Beryllium	80.6		80.0	101	108		100	108	105		100	105
Cadmium	81.9		80.0	102	98.8		100	99	99.2		100	99
Calcium	39000		40000	97	49000		50000	98	48500		50000	97
Chromium	80.1		80.0	100	97.9		100	98	98.0		100	98
Cobalt	80.0		80.0	100	99.3		100	99	99.0		100	99
Copper	82.0		80.0	102	103		100	103	102		100	102
Iron	20700		20000	103	25800		25000	103	25700		25000	103
Lead	81.7		80.0	102	96.4		100	96	96.7		100	97
Magnesium	39000		40000	98	50700		50000	101	48700		50000	97
Manganese	412		400	103	500		500	100	502		500	100
Nickel	80.4		80.0	100	101		100	101	101		100	101
Potassium	39500		40000	99	50300		50000	101	48500		50000	97
Selenium	80.4		80.0	101	103		100	103	101		100	101
Silver	81.2		80.0	102	99.7		100	100	97.4		100	97
Sodium	39700		40000	99	50000		50000	100	48000		50000	96
Thallium	81.6		80.0	102	96.3		100	96	96.3		100	96
Vanadium	79.5		80.0	99	97.6		100	98	96.7		100	97
Zinc	83.1		80.0	104	107		100	107	107		100	107

Note! Calculations are performed before rounding to avoid round-off errors in calculated results.
Italicized analytes were not requested for this sequence.

2B-IN
CRQL CHECK STANDARD
METALS

Lab Name: TestAmerica Canton Job No.: 240-21987-1

SDG No.:

Method: 7470A/DOD Instrument ID: H1

Lab Sample ID: CRA 240-78670/9-A Concentration Units: ug/L

CRQL Check Standard Source: MTHGCALW_00332

Analyte	CRQL Check Standard				
	True	Found	Qualifiers	%R(1)	Limits
Mercury	0.200	0.196	J	98	

Note! Calculations are performed before rounding to avoid round-off errors in calculated results.

FORM IIB-IN

2B-IN
CRQL CHECK STANDARD
METALS

Lab Name: TestAmerica Pittsburgh Job No.: 240-21987-1

SDG No.:

Method: 6020/DOD Instrument ID: M

Lab Sample ID: CRI 180-68058/7 Concentration Units: ug/L

CRQL Check Standard Source: MCRIX_00028

Analyte	CRQL Check Standard				
	True	Found	Qualifiers	%R(1)	Limits
Silver	1.00	0.981	J	98	80-120
Aluminum	30.0	31.8		106	80-120
Arsenic	1.00	1.14		114	80-120
Barium	10.0	9.58	J	96	80-120
Beryllium	1.00	1.05		105	80-120
Calcium	100	114		114	80-120
Cadmium	1.00	1.03		103	80-120
Chromium	2.00	1.91	J	96	80-120
Cobalt	0.500	0.504		101	80-120
Copper	2.00	2.16		108	80-120
Iron	50.0	55.9		112	80-120
Magnesium	100	108		108	80-120
Manganese	5.00	5.68		114	80-120
Sodium	100	109		109	80-120
Nickel	1.00	1.02		102	80-120
Lead	1.00	0.944	J	94	80-120
Antimony	2.00	1.93	J	96	80-120
Thallium	1.00	0.877	J	88	80-120
Vanadium	1.00	0.853	J	85	80-120
Zinc	5.00	5.43		109	80-120
Potassium	100	110		110	80-120
Selenium	5.00	5.15		103	80-120

Lab Sample ID: CRI 180-68058/86 Concentration Units: ug/L

CRQL Check Standard Source: MCRIX_00028

Analyte	CRQL Check Standard				
	True	Found	Qualifiers	%R(1)	Limits
Silver	1.00	0.986	J	99	80-120
Aluminum	30.0	30.7		102	80-120
Arsenic	1.00	1.19		119	80-120
Barium	10.0	9.44	J	94	80-120
Beryllium	1.00	0.995	J	100	80-120
Calcium	100	116		116	80-120
Cadmium	1.00	1.09		109	80-120
Chromium	2.00	1.91	J	95	80-120

Note! Calculations are performed before rounding to avoid round-off errors in calculated results.

FORM IIB-IN

2B-IN
CRQL CHECK STANDARD
METALS

Lab Name: TestAmerica Pittsburgh Job No.: 240-21987-1

SDG No.:

Method: 6020/DOD Instrument ID: M

Lab Sample ID: CRI 180-68058/86 Concentration Units: ug/L

CRQL Check Standard Source: MCRIX_00028

Analyte	CRQL Check Standard				
	True	Found	Qualifiers	%R(1)	Limits
Cobalt	0.500	0.482	J	96	80-120
Copper	2.00	2.13		107	80-120
Iron	50.0	57.1		114	80-120
Magnesium	100	105		105	80-120
Manganese	5.00	5.39		108	80-120
Sodium	100	98.3	J	98	80-120
Nickel	1.00	0.976	J	98	80-120
Lead	1.00	0.858	J	86	80-120
Antimony	2.00	1.98	J	99	80-120
Thallium	1.00	0.810	J	81	80-120
Vanadium	1.00	0.920	J	92	80-120
Zinc	5.00	5.41		108	80-120
Potassium	100	93.9	J	94	80-120
Selenium	5.00	5.77		115	80-120

Note! Calculations are performed before rounding to avoid round-off errors in calculated results.

FORM IIB-IN

3-IN
INSTRUMENT BLANKS
METALS

Lab Name: TestAmerica Pittsburgh Job No.: 240-21987-1

SDG No.:

Concentration Units: ug/L

Analyte	RL	ICB 180-68058/6 04/01/2013 14:44		CCB1 180-68058/13 04/01/2013 15:19		CCB2 180-68058/25 04/01/2013 16:29			
		Found	C	Found	C	Found	C	Found	C
Aluminum	30	5.0	U	5.0	U	5.0	U		
Antimony	2.0	0.90	U	0.90	U	0.90	U		
Arsenic	1.0	0.50	U	0.50	U	0.50	U		
Barium	10	0.15	U	0.15	U	0.15	U		
Beryllium	1.0	0.090	U	0.090	U	0.090	U		
Cadmium	1.0	0.30	U	0.30	U	0.30	U		
Calcium	100	20	U	20	U	20	U		
Chromium	2.0	1.0	U	1.0	U	1.0	U		
Cobalt	0.50	0.050	U	0.050	U	0.050	U		
Copper	2.0	0.50	U	0.318	J	0.50	U		
Iron	50	20	U	20	U	20	U		
Lead	1.0	0.30	U	0.30	U	0.30	U		
Magnesium	100	22	U	22	U	22	U		
Manganese	5.0	0.30	U	0.30	U	0.30	U		
Nickel	1.0	0.35	U	0.35	U	0.35	U		
Potassium	100	44.1	J	52.1	J	60	U		
Selenium	5.0	1.0	U	1.0	U	1.0	U		
Silver	1.0	0.20	U	0.20	U	0.20	U		
Sodium	100	55	U	29.3	J	55	U		
Thallium	1.0	0.20	U	0.20	U	0.20	U		
Vanadium	1.0	0.60	U	0.60	U	0.60	U		
Zinc	5.0	2.0	U	2.0	U	2.0	U		

Italicized analytes were not requested for this sequence.

3-IN
METHOD BLANK
METALS - TOTAL RECOVERABLE

Lab Name: TestAmerica Pittsburgh Job No.: 240-21987-1

SDG No.:

Concentration Units: ug/L Lab Sample ID: MB 180-66565/1-A

Instrument Code: M Batch No.: 68058

CAS No.	Analyte	Concentration	C	Q	Method
7440-22-4	Silver	0.20	U		6020_DoD
7429-90-5	Aluminum	4.59	J		6020_DoD
7440-38-2	Arsenic	0.50	U		6020_DoD
7440-39-3	Barium	0.181	J	Q	6020_DoD
7440-41-7	Beryllium	0.090	U		6020_DoD
7440-70-2	Calcium	20	U		6020_DoD
7440-43-9	Cadmium	0.30	U		6020_DoD
7440-47-3	Chromium	1.0	U		6020_DoD
7440-48-4	Cobalt	0.050	U	Q	6020_DoD
7440-50-8	Copper	0.315	J	Q	6020_DoD
7439-89-6	Iron	20	U		6020_DoD
7439-95-4	Magnesium	22	U		6020_DoD
7439-96-5	Manganese	0.314	J	Q	6020_DoD
7440-23-5	Sodium	67.4	J		6020_DoD
7440-02-0	Nickel	0.35	U		6020_DoD
7439-92-1	Lead	0.236	J		6020_DoD
7440-36-0	Antimony	0.90	U		6020_DoD
7440-28-0	Thallium	0.20	U		6020_DoD
7440-62-2	Vanadium	0.60	U		6020_DoD
7440-66-6	Zinc	2.0	U	Q	6020_DoD
7440-09-7	Potassium	40.6	J		6020_DoD
7782-49-2	Selenium	1.0	U		6020_DoD

4A-IN
INTERFERENCE CHECK STANDARD
METALS

Lab Name: TestAmerica Pittsburgh Job No.: 240-21987-1

SDG No.:

Lab Sample ID: ICSA 180-68058/8 Instrument ID: M

Lab File ID: M30401A.xml ICS Source: MICSAX_00028

Concentration Units: ug/L

Analyte	True Solution A	Found Solution A	Percent Recovery
Aluminum	**100000**	**98300**	**98**
Antimony		**0.267**	
Arsenic		**0.209**	
Barium		**0.341**	
Beryllium		**0.0300**	
Cadmium		**0.236**	
Calcium	**100000**	**105500**	**106**
Chromium		**0.0220**	
Cobalt		**0.0930**	
Copper		**1.16**	
Iron	**100000**	**105600**	**106**
Lead		**0.125**	
Magnesium	**100000**	**103100**	**103**
Manganese		**0.388**	
Nickel		**-0.140**	
Potassium	**100000**	**104100**	**104**
Selenium		**0.495**	
Silver		**0.0490**	
Sodium	**100000**	**104100**	**104**
Thallium		**0.0090**	
Vanadium		**-0.330**	
Zinc		**3.16**	
Boron		*1.08*	
Molybdenum	*2000*	*2144*	*107*
Silicon		*22.8*	
Strontium		*4.87*	
Tin		*0.163*	
Titanium	*2000*	*2200*	*110*

Calculations are performed before rounding to avoid round-off errors in calculated results.

FORM IVA-IN

4A-IN
INTERFERENCE CHECK STANDARD
METALS

Lab Name: TestAmerica Pittsburgh Job No.: 240-21987-1

SDG No.:

Lab Sample ID: ICSAB 180-68058/9 Instrument ID: M

Lab File ID: M30401A.xml ICS Source: MICSABX_00032

Concentration Units: ug/L

Analyte	True Solution AB	Found Solution AB	Percent Recovery
Aluminum	**100000**	**96670**	**97**
Antimony	**20.0**	**20.5**	**103**
Arsenic	**20.0**	**21.9**	**109**
Barium	**20.0**	**20.6**	**103**
Beryllium	**20.0**	**19.2**	**96**
Cadmium	**20.0**	**20.5**	**103**
Calcium	**100000**	**103667**	**104**
Chromium	**20.0**	**20.4**	**102**
Cobalt	**20.0**	**20.4**	**102**
Copper	**20.0**	**21.0**	**105**
Iron	**100000**	**103667**	**104**
Lead	**20.0**	**20.5**	**102**
Magnesium	**100000**	**101743**	**102**
Manganese	**22.5**	**21.8**	**97**
Nickel	**20.0**	**19.9**	**100**
Potassium	**100000**	**103067**	**103**
Selenium	**50.0**	**55.9**	**112**
Silver	**20.0**	**19.9**	**100**
Sodium	**100000**	**102533**	**103**
Thallium	**20.0**	**20.3**	**101**
Vanadium	**20.0**	**20.1**	**100**
Zinc	**25.0**	**23.2**	**93**
Boron	*50.0*	*49.8*	*100*
Molybdenum	*2000*	*2116*	*106*
Silicon	*500*	*541*	*108*
Strontium	*25.0*	*25.4*	*102*
Tin	*100*	*102*	*102*
Titanium	*2000*	*2171*	*109*

Calculations are performed before rounding to avoid round-off errors in calculated results.

FORM IVA-IN

5B-IN
POST DIGESTION SPIKE SAMPLE RECOVERY
METALS - TOTAL RECOVERABLE

Client ID: 079-0007-0001-SOURCEWATER PDS Lab ID: 240-21987-1 PDS

Lab Name: TestAmerica Pittsburgh Job No.: 240-21987-1

SDG No.:

Matrix: Water Concentration Units: ug/L

Analyte	SSR	C	Sample Result (SR)	C	Spike Added (SA)	%R	Control Limit %R	Q	Method
Silver	46.0		0.20	U	50.0	92	80-120		6020/DOD
Aluminum	1740		5.0	U	2000	87	80-120		6020/DOD
Arsenic	36.6		0.48	J	40.0	90	80-120		6020/DOD
Barium	1810		41		2000	89	80-120	Q	6020/DOD
Beryllium	47.6		0.090	U	50.0	95	80-120		6020/DOD
Calcium	114000		65000		50000	98	80-120		6020/DOD
Cadmium	47.4		0.30	U	50.0	95	80-120		6020/DOD
Chromium	189		1.3	J	200	94	80-120		6020/DOD
Cobalt	457		0.054	J	500	91	80-120	Q	6020/DOD
Copper	227		1.4	J	250	90	80-120	Q	6020/DOD
Iron	1660		590		1000	107	80-120		6020/DOD
Magnesium	72000		27000		50000	91	80-120		6020/DOD
Manganese	597		94		500	101	80-120	Q	6020/DOD
Sodium	83700		37000		50000	94	80-120		6020/DOD
Nickel	448		0.35	U	500	90	80-120		6020/DOD
Lead	18.2		0.30	U	20.0	91	80-120		6020/DOD
Antimony	448		0.90	U	500	90	80-120		6020/DOD
Thallium	45.5		0.11	J	50.0	91	80-120		6020/DOD
Vanadium	477		0.60	U	500	95	80-120		6020/DOD
Zinc	475		5.1		500	94	80-120	Q	6020/DOD
Potassium	48300		2500		50000	92	80-120		6020/DOD
Selenium	9.67		1.0	U	10.0	97	80-120		6020/DOD

SSR = Spiked Sample Result

Calculations are performed before rounding to avoid round-off errors in calculated results.

FORM VB - IN

7A-IN
LAB CONTROL SAMPLE
METALS - TOTAL RECOVERABLE

Lab ID: LCS 180-66565/2-A

Lab Name: TestAmerica Pittsburgh Job No.: 240-21987-1

Sample Matrix: Water LCS Source: MTAPITTICPMS_00011

Analyte	Water(ug/L)							
	True	Found	C	%R	Limits		Q	Method
Silver	50.0	47.2		94	80	120		6020/DOD
Aluminum	2000	1680		84	80	120		6020/DOD
Arsenic	40.0	36.0		90	80	120		6020/DOD
Barium	2000	1800		90	80	120	Q	6020/DOD
Beryllium	50.0	46.4		93	80	120		6020/DOD
Calcium	50000	45900		92	80	120		6020/DOD
Cadmium	50.0	48.4		97	80	120		6020/DOD
Chromium	200	183		91	80	120		6020/DOD
Cobalt	500	452		90	80	120	Q	6020/DOD
Copper	250	229		91	80	120	Q	6020/DOD
Iron	1000	1050		105	80	120		6020/DOD
Magnesium	50000	44400		89	80	120		6020/DOD
Manganese	500	485		97	80	120	Q	6020/DOD
Sodium	50000	44900		90	80	120		6020/DOD
Nickel	500	452		90	80	120		6020/DOD
Lead	20.0	18.1		91	80	120		6020/DOD
Antimony	500	465		93	80	120		6020/DOD
Thallium	50.0	43.9		88	80	120		6020/DOD
Vanadium	500	458		92	80	120		6020/DOD
Zinc	500	481		96	80	120	Q	6020/DOD
Potassium	50000	44900		90	80	120		6020/DOD
Selenium	10.0	10.2		102	80	120		6020/DOD

Calculations are performed before rounding to avoid round-off errors in calculated results.

FORM VIIA - IN

7D-IN
LAB CONTROL SAMPLE DUPLICATE
METALS - TOTAL RECOVERABLE

Lab ID: LCSD 180-66565/3-A

Lab Name: TestAmerica Pittsburgh Job No.: 240-21987-1

Sample Matrix: Water LCS Source: MTAPITTICPMS_00011

Analyte	(SDR)	C	Spike Added	%R	Control Limit %R	RPD	RPD Limit	Q	Method
Silver	48.0		50.0	96	80-120	2	20		6020/DOD
Aluminum	1840		2000	92	80-120	9	20		6020/DOD
Arsenic	36.6		40.0	91	80-120	2	20		6020/DOD
Barium	1800		2000	90	80-120	0	20	Q	6020/DOD
Beryllium	46.4		50.0	93	80-120	0	20		6020/DOD
Calcium	46800		50000	94	80-120	2	20		6020/DOD
Cadmium	49.2		50.0	98	80-120	2	20		6020/DOD
Chromium	185		200	92	80-120	1	20		6020/DOD
Cobalt	455		500	91	80-120	1	20	Q	6020/DOD
Copper	231		250	92	80-120	1	20	Q	6020/DOD
Iron	1070		1000	107	80-120	2	20		6020/DOD
Magnesium	44700		50000	89	80-120	1	20		6020/DOD
Manganese	491		500	98	80-120	1	20	Q	6020/DOD
Sodium	45100		50000	90	80-120	1	20		6020/DOD
Nickel	451		500	90	80-120	0	20		6020/DOD
Lead	18.3		20.0	92	80-120	1	20		6020/DOD
Antimony	469		500	94	80-120	1	20		6020/DOD
Thallium	44.9		50.0	90	80-120	2	20		6020/DOD
Vanadium	463		500	93	80-120	1	20		6020/DOD
Zinc	489		500	98	80-120	2	20	Q	6020/DOD
Potassium	45000		50000	90	80-120	0	20		6020/DOD
Selenium	10.3		10.0	103	80-120	1	20		6020/DOD

SDR = Spike Duplicate Results
Calculations are performed before rounding to avoid round-off errors in calculated results.

FORM VIID - IN

8-IN
ICP-AES AND ICP-MS SERIAL DILUTIONS
METALS - TOTAL RECOVERABLE

Lab ID: 240-21987-1

SDG No:

Lab Name: TestAmerica Pittsburgh Job No: 240-21987-1

Matrix: Water Concentration Units: ug/L

Analyte	Initial Sample Result (I)	C	Serial Dilution Result (S)	C	% Difference	Q	Method
Silver	0.20	U	1.0	U	NC		6020/DOD
Aluminum	5.0	U	25	U	NC		6020/DOD
Arsenic	0.48	J	2.5	U	NC		6020/DOD
Barium	41		39.5	J	2.9	Q D	6020/DOD
Beryllium	0.090	U	0.45	U	NC		6020/DOD
Calcium	65000		64700		1.3	D	6020/DOD
Cadmium	0.30	U	1.5	U	NC		6020/DOD
Chromium	1.3	J	5.0	U	NC		6020/DOD
Cobalt	0.054	J	0.25	U	NC	Q	6020/DOD
Copper	1.4	J	1.71	J	NC	Q D	6020/DOD
Iron	590		597		1.5	D	6020/DOD
Magnesium	27000		27200		2.4	D	6020/DOD
Manganese	94		93.5		1.1	Q D	6020/DOD
Sodium	37000		36500		0.42	D	6020/DOD
Nickel	0.35	U	1.8	U	NC		6020/DOD
Lead	0.30	U	1.5	U	NC		6020/DOD
Antimony	0.90	U	4.5	U	NC		6020/DOD
Thallium	0.11	J	1.0	U	NC		6020/DOD
Vanadium	0.60	U	3.0	U	NC		6020/DOD
Zinc	5.1		7.66	J	NC	Q D	6020/DOD
Potassium	2500		2430		1.2	D	6020/DOD
Selenium	1.0	U	5.0	U	NC		6020/DOD

Calculations are performed before rounding to avoid round-off errors in calculated results.

FORM VIII-IN

9-IN
DETECTION LIMITS
METALS

Lab Name: TestAmerica Canton Job Number: 240-21987-1

SDG Number:

Matrix: Water Instrument ID: H1

Method: 7470A/DOD DL Date: 02/16/2010 09:31

Prep Method: 7470A

Analyte	Wavelength/ Mass	LOQ (ug/L)	DL (ug/L)
Mercury	253.7	0.2	0.12

FORM IX - IN

9-IN
CALIBRATION BLANK DETECTION LIMITS
METALS

Lab Name: TestAmerica Canton Job Number: 240-21987-1

SDG Number:

Matrix: Water Instrument ID: H1

Method: 7470A/DOD XMDL Date: 02/16/2010 09:31

Analyte	Wavelength/ Mass	XRL (ug/L)	XMDL (ug/L)
Mercury	253.7	0.2	0.12

9-IN
DETECTION LIMITS
METALS - TOTAL RECOVERABLE

Lab Name: TestAmerica Pittsburgh Job Number: 240-21987-1

SDG Number:

Matrix: Water Instrument ID: M

Method: 6020/DOD DL Date: 01/26/2010 16:35

Prep Method: 3005A

Analyte	Wavelength/ Mass	LOQ (ug/L)	DL (ug/L)
Aluminum	27	30	2.5662
Antimony	121	2	0.459
Arsenic	75	1	0.2908
Barium	137	10	0.098
Beryllium	9	1	0.0451
Cadmium	111	1	0.132
Calcium	44	100	9.357
Chromium	52	2	0.5433
Cobalt	59	0.5	0.0263
Copper	65	2	0.2443
Iron	56	50	10.77
Lead	208	1	0.154
Magnesium	26	100	10.8
Manganese	55	5	0.159
Nickel	60	1	0.1749
Potassium	39	100	31.6
Selenium	82	5	0.509
Silver	107	1	0.114
Sodium	23	100	26.8
Thallium	205	1	0.102
Vanadium	51	1	0.299
Zinc	66	5	0.9609

9-IN
CALIBRATION BLANK DETECTION LIMITS
METALS - TOTAL RECOVERABLE

Lab Name: TestAmerica Pittsburgh Job Number: 240-21987-1

SDG Number:

Matrix: Water Instrument ID: M

Method: 6020/DOD XMDL Date: 01/26/2010 16:35

Analyte	Wavelength/ Mass	XRL (ug/L)	XMDL (ug/L)
Aluminum	27	30	2.5662
Antimony	121	2	0.459
Arsenic	75	1	0.2908
Barium	137	10	0.098
Beryllium	9	1	0.0451
Cadmium	111	1	0.132
Calcium	44	100	9.357
Chromium	52	2	0.5433
Cobalt	59	0.5	0.0263
Copper	65	2	0.2443
Iron	56	50	10.77
Lead	208	1	0.154
Magnesium	26	100	10.8
Manganese	55	5	0.159
Nickel	60	1	0.1749
Potassium	39	100	31.6
Selenium	82	5	0.509
Silver	107	1	0.114
Sodium	23	100	26.8
Thallium	205	1	0.102
Vanadium	51	1	0.299
Zinc	66	5	0.9609

11-IN
LINEAR RANGES
METALS

Lab Name: TestAmerica Canton Job No: 240-21987-1

SDG No.:

Instrument ID: H1 Date: 04/01/2011 10:45

Analyte	Integ. Time (Sec.)	Concentration (ppb)	Method
Mercury		10	7470A/DOD

FORM XI - IN

11-IN
LINEAR RANGES
METALS

Lab Name: TestAmerica Pittsburgh Job No: 240-21987-1

SDG No.:

Instrument ID: M Date: 03/14/2011 22:35

Analyte	Integ. Time (Sec.)	Concentration (ug/L)	Method
Silver		2500	6020/DOD
Aluminum		450000	6020/DOD
Arsenic		4500	6020/DOD
Barium		13500	6020/DOD
Beryllium		9000	6020/DOD
Calcium		1500000	6020/DOD
Cadmium		13500	6020/DOD
Chromium		13500	6020/DOD
Cobalt		13500	6020/DOD
Copper		20000	6020/DOD
Iron		450000	6020/DOD
Magnesium		1500000	6020/DOD
Manganese		25000	6020/DOD
Sodium		450000	6020/DOD
Nickel		13500	6020/DOD
Lead		20000	6020/DOD
Antimony		13500	6020/DOD
Thallium		13500	6020/DOD
Vanadium		13500	6020/DOD
Zinc		25000	6020/DOD
Potassium		450000	6020/DOD
Selenium		4500	6020/DOD

12-IN
PREPARATION LOG
METALS

Lab Name: TestAmerica Canton Job No.: 240-21987-1

SDG No.:

Prep Method: 7470A

Lab Sample ID	Preparation Date	Prep Batch	Initial Weight	Initial Volume (mL)	Final Volume (mL)
240-21987-1	03/15/2013 12:45	78432		100	100

FORM XII-IN

12-IN
PREPARATION LOG
METALS

Lab Name: TestAmerica Pittsburgh Job No.: 240-21987-1

SDG No.:

Prep Method: 3005A

Lab Sample ID	Preparation Date	Prep Batch	Initial Weight	Initial Volume (mL)	Final Volume (mL)
MB 180-66565/1-A	03/18/2013 13:02	66565		50	50
LCS 180-66565/2-A	03/18/2013 13:02	66565		50	50
LCSD 180-66565/3-A	03/18/2013 13:02	66565		50	50
240-21987-1	03/18/2013 13:02	66565		50	50

FORM XII-IN

13-IN
ANALYSIS RUN LOG
METALS

Lab Name: TestAmerica Canton Job No.: 240-21987-1

SDG No.:

Instrument ID: H1 Method: 7470A/DOD

Start Date: 03/18/2013 13:52 End Date: 03/19/2013 09:28

Lab Sample ID	D/F	Type	Time	Analytes																			
				Hg																			
IC 240-78670/1-A			13:52	X																			
IC 240-78670/1-A			14:13	X																			
IC 240-78670/2-A			14:14	X																			
IC 240-78670/3-A			14:16	X																			
IC 240-78670/4-A			14:17	X																			
IC 240-78670/5-A			14:18	X																			
ZZZZZZ			14:21																				
ICV 240-78670/7-A			14:28																				
ICB 240-78670/8-A			14:30																				
CRA 240-78670/9-A			14:31																				
CCVL 240-78670/10-A			14:33																				
CCB 240-78670/12-A			14:34																				
ZZZZZZ			14:36																				
ZZZZZZ			14:38																				
ZZZZZZ			14:39																				
ZZZZZZ			14:41																				
ZZZZZZ			14:42																				
ZZZZZZ			14:43																				
ZZZZZZ			14:44																				
ZZZZZZ			14:47																				
ZZZZZZ			14:48																				
ZZZZZZ			14:49																				
CCV 240-78670/11-A			14:51																				
CCB 240-78670/12-A			14:52																				
ZZZZZZ			14:53																				
ZZZZZZ			14:55																				
ZZZZZZ			14:56																				
ZZZZZZ			14:57																				
ZZZZZZ			14:59																				
ZZZZZZ			15:00																				
ZZZZZZ			15:01																				
ZZZZZZ			15:03																				
ZZZZZZ			15:04																				
ZZZZZZ			15:05																				
CCV 240-78670/11-A			15:07																				
CCB 240-78670/12-A			15:08																				
CCV 240-78670/11-A			15:11																				
CCB 240-78670/12-A			15:12																				
ZZZZZZ			15:13																				
ZZZZZZ			15:15																				
ZZZZZZ			15:16																				
ZZZZZZ			15:17																				

13-IN
ANALYSIS RUN LOG
METALS

Lab Name: TestAmerica Canton Job No.: 240-21987-1

SDG No.:

Instrument ID: H1 Method: 7470A/DOD

Start Date: 03/18/2013 13:52 End Date: 03/19/2013 09:28

Lab Sample ID	D/F	Type	Time	Analytes																			
				Hg																			
ZZZZZZ			15:19																				
ZZZZZZ			15:22																				
ZZZZZZ			15:23																				
ZZZZZZ			15:25																				
ZZZZZZ			15:26																				
ZZZZZZ			15:28																				
CCV 240-78670/11-A			15:29																				
CCB 240-78670/12-A			15:31																				
ZZZZZZ			15:32																				
CCV 240-78670/11-A			15:33																				
CCB 240-78670/12-A			15:35																				
CCV 240-78670/11-A			15:39																				
CCB 240-78670/12-A			15:41																				
ZZZZZZ			15:42																				
ZZZZZZ			15:44																				
ZZZZZZ			15:45																				
ZZZZZZ			15:47																				
ZZZZZZ			15:49																				
ZZZZZZ			15:50																				
ZZZZZZ			15:53																				
ZZZZZZ			15:54																				
ZZZZZZ			15:56																				
ZZZZZZ			15:57																				
CCV 240-78670/11-A			15:59																				
CCB 240-78670/12-A			16:00																				
ZZZZZZ			16:01																				
ZZZZZZ			16:03																				
ZZZZZZ			16:04																				
ZZZZZZ			16:06																				
ZZZZZZ			16:07																				
ZZZZZZ			16:09																				
ZZZZZZ			16:11																				
ZZZZZZ			16:12																				
ZZZZZZ			16:14																				
ZZZZZZ			16:15																				
CCV 240-78670/11-A			16:16																				
CCB 240-78670/12-A			16:18																				
ZZZZZZ			16:20																				
ZZZZZZ			16:21																				
ZZZZZZ			16:23																				
ZZZZZZ			16:24																				
ZZZZZZ			16:26																				

13-IN
ANALYSIS RUN LOG
METALS

Lab Name: TestAmerica Canton Job No.: 240-21987-1

SDG No.:

Instrument ID: H1 Method: 7470A/DOD

Start Date: 03/18/2013 13:52 End Date: 03/19/2013 09:28

Lab Sample ID	D/F	Type	Time	Analytes																			
				Hg																			
ZZZZZZ			16:27																				
ZZZZZZ			16:29																				
ZZZZZZ			16:31																				
ZZZZZZ			16:32																				
ZZZZZZ			16:33																				
CCV 240-78670/11-A			16:35																				
CCB 240-78670/12-A			16:37																				
ZZZZZZ			16:38																				
ZZZZZZ			16:40																				
ZZZZZZ			16:41																				
ZZZZZZ			16:43																				
ZZZZZZ			16:44																				
ZZZZZZ			16:45																				
ZZZZZZ			16:47																				
ZZZZZZ			16:48																				
ZZZZZZ			16:51																				
ZZZZZZ			16:53																				
CCV 240-78670/11-A			16:55																				
CCB 240-78670/12-A			16:56																				
ZZZZZZ			16:57																				
ZZZZZZ			16:59																				
ZZZZZZ			17:00																				
ZZZZZZ			17:02																				
ZZZZZZ			17:03																				
ZZZZZZ			17:04																				
ZZZZZZ			17:06																				
ZZZZZZ			17:07																				
ZZZZZZ			17:09																				
ZZZZZZ			17:11																				
CCV 240-78670/11-A			17:13																				
CCB 240-78670/12-A			17:14																				
CCV 240-78670/11-A			17:16																				
CCB 240-78670/12-A			17:19																				
ZZZZZZ			17:20																				
ZZZZZZ			17:21																				
ZZZZZZ			17:22																				
ZZZZZZ			17:24																				
ZZZZZZ			17:26																				
ZZZZZZ			17:27																				
ZZZZZZ			17:29																				
ZZZZZZ			17:30																				
ZZZZZZ			17:32																				

13-IN
ANALYSIS RUN LOG
METALS

Lab Name: TestAmerica Canton Job No.: 240-21987-1

SDG No.:

Instrument ID: H1 Method: 7470A/DOD

Start Date: 03/18/2013 13:52 End Date: 03/19/2013 09:28

Lab Sample ID	D/F	Type	Time	Analytes																			
				Hg																			
ZZZZZZ			17:33																				
CCV 240-78670/11-A			17:35																				
CCB 240-78670/12-A			17:36																				
ZZZZZZ			17:38																				
ZZZZZZ			17:40																				
ZZZZZZ			17:41																				
ZZZZZZ			17:42																				
ZZZZZZ			17:44																				
ZZZZZZ			17:45																				
ZZZZZZ			17:46																				
ZZZZZZ			17:48																				
240-21987-1	1	T	17:49	X																			
ZZZZZZ			17:51																				
CCV 240-78670/11-A			17:52																				
CCB 240-78670/12-A			17:53																				
ZZZZZZ			17:55																				
ZZZZZZ			17:56																				
ZZZZZZ			17:58																				
ZZZZZZ			17:59																				
ZZZZZZ			18:00																				
ZZZZZZ			18:02																				
ZZZZZZ			18:03																				
ZZZZZZ			18:05																				
ZZZZZZ			18:06																				
ZZZZZZ			18:07																				
CCV 240-78670/11-A			18:09																				
CCB 240-78670/12-A			18:10																				
ZZZZZZ			18:11																				
ZZZZZZ			18:14																				
ZZZZZZ			18:15																				
ZZZZZZ			18:16																				
ZZZZZZ			18:18																				
ZZZZZZ			18:20																				
ZZZZZZ			18:21																				
ZZZZZZ			18:22																				
ZZZZZZ			18:24																				
ZZZZZZ			18:26																				
CCV 240-78670/11-A			18:27																				
CCB 240-78670/12-A			18:29																				
ZZZZZZ			18:31																				
ZZZZZZ			18:32																				
CCV 240-78670/11-A			18:33																				

13-IN
ANALYSIS RUN LOG
METALS

Lab Name: TestAmerica Canton Job No.: 240-21987-1

SDG No.:

Instrument ID: H1 Method: 7470A/DOD

Start Date: 03/18/2013 13:52 End Date: 03/19/2013 09:28

Lab Sample ID	D/F	Type	Time	Analytes																			
				Hg																			
CCB 240-78670/12-A			18:35																				
CCV 240-78670/11-A			09:25																				
CCB 240-78670/12-A			09:27																				
CRA 240-78670/9-A	1		09:28	X																			

Prep Types
T = Total/NA

13-IN
ANALYSIS RUN LOG
METALS

Lab Name: TestAmerica Pittsburgh Job No.: 240-21987-1

SDG No.:

Instrument ID: M Method: 6020/DOD

Start Date: 04/01/2013 12:55 End Date: 04/01/2013 22:15

Lab Sample ID	D/F	Type	Time	Analytes																			
				Ag	Al	As	Ba	Be	Ca	Cd	Co	Cr	Cu	Fe	K	Mg	Mn	Na	Ni	Pb	Sb	Se	Tl
ITUNE 180-68058/1			12:55																				
STD1 180-68058/2 IC	1		14:24	X	X	X	X	X	X	X	X	X	X	X	X	X	X	X	X	X	X	X	X
STD2 180-68058/3 IC	1		14:30	X	X	X	X	X	X	X	X	X	X	X	X	X	X	X	X	X	X	X	X
STD3 180-68058/4 IC	1		14:34	X	X	X	X	X	X	X	X	X	X	X	X	X	X	X	X	X	X	X	X
ICV 180-68058/5	1		14:39	X	X	X	X	X	X	X	X	X	X	X	X	X	X	X	X	X	X	X	X
ICB 180-68058/6	1		14:44	X	X	X	X	X	X	X	X	X	X	X	X	X	X	X	X	X	X	X	X
CRI 180-68058/7	1		14:49	X	X	X	X	X	X	X	X	X	X	X	X	X	X	X	X	X	X	X	X
ICSA 180-68058/8	1		14:54	X	X	X	X	X	X	X	X	X	X	X	X	X	X	X	X	X	X	X	X
ICSAB 180-68058/9	1		14:59	X	X	X	X	X	X	X	X	X	X	X	X	X	X	X	X	X	X	X	X
CCV 180-68058/10	1		15:03		X		X					X	X	X			X		X	X			
CCV 180-68058/11	1		15:08						X						X	X		X					
CCV 180-68058/12	1		15:13	X	X	X	X	X	X	X	X	X	X	X	X	X	X	X	X	X	X	X	X
CCB1 180-68058/13	1		15:19	X	X	X	X	X	X	X	X	X	X	X	X	X	X	X	X	X	X	X	X
MB 180-66565/1-A	1	R	15:24	X	X	X	X	X	X	X	X	X	X	X	X	X	X	X	X	X	X	X	X
LCS 180-66565/2-A	1	R	15:29	X	X	X	X	X	X	X	X	X	X	X	X	X	X	X	X	X	X	X	X
LCSD 180-66565/3-A	1	R	15:34	X	X	X	X	X	X	X	X	X	X	X	X	X	X	X	X	X	X	X	X
240-21987-1	1	R	15:42	X	X	X	X	X	X	X	X	X	X	X	X	X	X	X	X	X	X	X	X
240-21987-1 SD	5	R	15:47	X	X	X	X	X	X	X	X	X	X	X	X	X	X	X	X	X	X	X	X
240-21987-1 PDS	1	R	15:51	X	X	X	X	X	X	X	X	X	X	X	X	X	X	X	X	X	X	X	X
ZZZZZZ			16:01																				
ZZZZZZ			16:06																				
ZZZZZZ			16:14																				
ZZZZZZ			16:19																				
CCV 180-68058/24	1		16:24	X	X	X	X	X	X	X	X	X	X	X	X	X	X	X	X	X	X	X	X
CCB2 180-68058/25	1		16:29	X	X	X	X	X	X	X	X	X	X	X	X	X	X	X	X	X	X	X	X
ZZZZZZ			16:33																				
ZZZZZZ			16:38																				
ZZZZZZ			16:43																				
ZZZZZZ			16:53																				
ZZZZZZ			16:57																				
ZZZZZZ			17:06																				
ZZZZZZ			17:10																				
ZZZZZZ			17:15																				
ZZZZZZ			17:20																				
ZZZZZZ			17:25																				
CCV 180-68058/36			17:30																				
CCB3 180-68058/37			17:34																				
ZZZZZZ			17:39																				
ZZZZZZ			17:44																				
ZZZZZZ			17:49																				
ZZZZZZ			17:54																				
ZZZZZZ			17:59																				

13-IN
ANALYSIS RUN LOG
METALS

Lab Name: TestAmerica Pittsburgh Job No.: 240-21987-1

SDG No.:

Instrument ID: M Method: 6020/DOD

Start Date: 04/01/2013 12:55 End Date: 04/01/2013 22:15

Lab Sample ID	D/F	Type	Time	Analytes																			
				Ag	Al	As	Ba	Be	Ca	Cd	Co	Cr	Cu	Fe	K	Mg	Mn	Na	Ni	Pb	Sb	Se	Tl
ZZZZZZ			18:03																				
ZZZZZZ			18:08																				
ZZZZZZ			18:13																				
ZZZZZZ			18:18																				
ZZZZZZ			18:27																				
CCV 180-68058/48			18:32																				
CCB4 180-68058/49			18:37																				
ZZZZZZ			18:42																				
ZZZZZZ			18:47																				
ZZZZZZ			18:55																				
ZZZZZZ			19:00																				
ZZZZZZ			19:05																				
ZZZZZZ			19:09																				
ZZZZZZ			19:14																				
ZZZZZZ			19:23																				
ZZZZZZ			19:28																				
ZZZZZZ			19:36																				
CCV 180-68058/60			19:41																				
CCB5 180-68058/61			19:46																				
ZZZZZZ			19:51																				
ZZZZZZ			19:55																				
ZZZZZZ			20:00																				
ZZZZZZ			20:05																				
ZZZZZZ			20:10																				
ZZZZZZ			20:15																				
ZZZZZZ			20:20																				
ZZZZZZ			20:25																				
ZZZZZZ			20:29																				
ZZZZZZ			20:34																				
CCV 180-68058/72			20:39																				
CCB6 180-68058/73			20:44																				
ZZZZZZ			20:49																				
ZZZZZZ			20:53																				
ZZZZZZ			20:58																				
ZZZZZZ			21:03																				
ZZZZZZ			21:08																				
ZZZZZZ			21:13																				
ZZZZZZ			21:18																				
ZZZZZZ			21:22																				
ZZZZZZ			21:27																				
ZZZZZZ			21:32																				
CCV 180-68058/84			21:37																				

13-IN
ANALYSIS RUN LOG
METALS

Lab Name: TestAmerica Pittsburgh Job No.: 240-21987-1

SDG No.:

Instrument ID: M Method: 6020/DOD

Start Date: 04/01/2013 12:55 End Date: 04/01/2013 22:15

Lab Sample ID	D/F	Type	Time	Analytes																			
				Ag	Al	As	Ba	Be	Ca	Cd	Co	Cr	Cu	Fe	K	Mg	Mn	Na	Ni	Pb	Sb	Se	Tl
CCB7 180-68058/85			21:42																				
CRI 180-68058/86	1		21:51	X	X	X	X	X	X	X	X	X	X	X	X	X	X	X	X	X	X	X	X
ZZZZZZ			22:00																				
ZZZZZZ			22:05																				
CCV 180-68058/89			22:10																				
CCB8 180-68058/90			22:15																				

13-IN
ANALYSIS RUN LOG
METALS

Lab Name: TestAmerica Pittsburgh Job No.: 240-21987-1

SDG No.:

Instrument ID: M Method: 6020/DOD

Start Date: 04/01/2013 12:55 End Date: 04/01/2013 22:15

Lab Sample ID	D/F	Type	Time	Analytes																			
				V	Zn																		
ITUNE 180-68058/1			12:55																				
STD1 180-68058/2 IC	1		14:24	X	X																		
STD2 180-68058/3 IC	1		14:30	X	X																		
STD3 180-68058/4 IC	1		14:34	X	X																		
ICV 180-68058/5	1		14:39	X	X																		
ICB 180-68058/6	1		14:44	X	X																		
CRI 180-68058/7	1		14:49	X	X																		
ICSA 180-68058/8	1		14:54	X	X																		
ICSAB 180-68058/9	1		14:59	X	X																		
CCV 180-68058/10	1		15:03		X																		
CCV 180-68058/11	1		15:08																				
CCV 180-68058/12	1		15:13	X	X																		
CCB1 180-68058/13	1		15:19	X	X																		
MB 180-66565/1-A	1	R	15:24	X	X																		
LCS 180-66565/2-A	1	R	15:29	X	X																		
LCSD 180-66565/3-A	1	R	15:34	X	X																		
240-21987-1	1	R	15:42	X	X																		
240-21987-1 SD	5	R	15:47	X	X																		
240-21987-1 PDS	1	R	15:51	X	X																		
ZZZZZZ			16:01																				
ZZZZZZ			16:06																				
ZZZZZZ			16:14																				
ZZZZZZ			16:19																				
CCV 180-68058/24	1		16:24	X	X																		
CCB2 180-68058/25	1		16:29	X	X																		
ZZZZZZ			16:33																				
ZZZZZZ			16:38																				
ZZZZZZ			16:43																				
ZZZZZZ			16:53																				
ZZZZZZ			16:57																				
ZZZZZZ			17:06																				
ZZZZZZ			17:10																				
ZZZZZZ			17:15																				
ZZZZZZ			17:20																				
ZZZZZZ			17:25																				
CCV 180-68058/36			17:30																				
CCB3 180-68058/37			17:34																				
ZZZZZZ			17:39																				
ZZZZZZ			17:44																				
ZZZZZZ			17:49																				
ZZZZZZ			17:54																				
ZZZZZZ			17:59																				

13-IN
ANALYSIS RUN LOG
METALS

Lab Name: TestAmerica Pittsburgh Job No.: 240-21987-1

SDG No.:

Instrument ID: M Method: 6020/DOD

Start Date: 04/01/2013 12:55 End Date: 04/01/2013 22:15

Lab Sample ID	D/F	Type	Time	Analytes																			
				V	Zn																		
ZZZZZZ			18:03																				
ZZZZZZ			18:08																				
ZZZZZZ			18:13																				
ZZZZZZ			18:18																				
ZZZZZZ			18:27																				
CCV 180-68058/48			18:32																				
CCB4 180-68058/49			18:37																				
ZZZZZZ			18:42																				
ZZZZZZ			18:47																				
ZZZZZZ			18:55																				
ZZZZZZ			19:00																				
ZZZZZZ			19:05																				
ZZZZZZ			19:09																				
ZZZZZZ			19:14																				
ZZZZZZ			19:23																				
ZZZZZZ			19:28																				
ZZZZZZ			19:36																				
CCV 180-68058/60			19:41																				
CCB5 180-68058/61			19:46																				
ZZZZZZ			19:51																				
ZZZZZZ			19:55																				
ZZZZZZ			20:00																				
ZZZZZZ			20:05																				
ZZZZZZ			20:10																				
ZZZZZZ			20:15																				
ZZZZZZ			20:20																				
ZZZZZZ			20:25																				
ZZZZZZ			20:29																				
ZZZZZZ			20:34																				
CCV 180-68058/72			20:39																				
CCB6 180-68058/73			20:44																				
ZZZZZZ			20:49																				
ZZZZZZ			20:53																				
ZZZZZZ			20:58																				
ZZZZZZ			21:03																				
ZZZZZZ			21:08																				
ZZZZZZ			21:13																				
ZZZZZZ			21:18																				
ZZZZZZ			21:22																				
ZZZZZZ			21:27																				
ZZZZZZ			21:32																				
CCV 180-68058/84			21:37																				

13-IN
ANALYSIS RUN LOG
METALS

Lab Name: TestAmerica Pittsburgh Job No.: 240-21987-1

SDG No.:

Instrument ID: M Method: 6020/DOD

Start Date: 04/01/2013 12:55 End Date: 04/01/2013 22:15

Lab Sample ID	D/F	Type	Time	Analytes																			
				V	Zn																		
CCB7 180-68058/85			21:42																				
CRI 180-68058/86	1		21:51	X	X																		
ZZZZZZ			22:00																				
ZZZZZZ			22:05																				
CCV 180-68058/89			22:10																				
CCB8 180-68058/90			22:15																				

Prep Types
R = Total Recoverable

15-IN

ICP-MS INTERNAL STANDARDS RELATIVE INTENSITY SUMMARY

METALS

Lab Name: TestAmerica Pittsburgh Job No.: 240-21987-1

SDG No.:

ICP-MS Instrument ID: M Start Date: 04/01/2013 End Date: 04/01/2013

Lab Sample ID	Time	Internal Standards %RI For:									
		Element Li-6	Q	Element Sc	Q	Element Y-89	Q	Element Rh-103	Q	Element In	Q
STD1 180-68058/2 IC	14:24	100		100		100		100		100	
STD2 180-68058/3 IC	14:30	91		95		96		87		95	
STD3 180-68058/4 IC	14:34	91		100		100		99		100	
ICV 180-68058/5	14:39	92		96		97		89		94	
ICB 180-68058/6	14:44	116		111		88		84		85	
CRI 180-68058/7	14:49	87		91		90		91		91	
ICSA 180-68058/8	14:54	74		77		79		74		83	
ICSAB 180-68058/9	14:59	78		82		84		78		87	
CCV 180-68058/10	15:03	73		75		78		81		92	
CCV 180-68058/11	15:08	84		96		99		80		91	
CCV 180-68058/12	15:13	90		104		103		95		101	
CCB1 180-68058/13	15:19	118		116		92		88		89	
MB 180-66565/1-A	15:24	115		108		95		92		92	
LCS 180-66565/2-A	15:29	87		78		78		72		78	
LCSD 180-66565/3-A	15:34	89		75		75		69		75	
240-21987-1	15:42	84		71		73		68		72	
240-21987-1 SD	15:47	78		70		71		71		72	
240-21987-1 PDS	15:51	74		64		68		64		69	
CCV 180-68058/24	16:24	78		81		81		78		78	
CCB2 180-68058/25	16:29	103		93		82		84		86	
CRI 180-68058/86	21:51	59		51		57		54		55	

FORM XV - IN

15-IN

ICP-MS INTERNAL STANDARDS RELATIVE INTENSITY SUMMARY

METALS

Lab Name: TestAmerica Pittsburgh Job No.: 240-21987-1

SDG No.:

ICP-MS Instrument ID: M Start Date: 04/01/2013 End Date: 04/01/2013

Lab Sample ID	Time	Internal Standards %RI For:									
		Element Tb	Q	Element Ho	Q	Element Bi	Q	Element	Q	Element	Q
STD1 180-68058/2 IC	14:24	100		100		100					
STD2 180-68058/3 IC	14:30	99		99		86					
STD3 180-68058/4 IC	14:34	102		101		99					
ICV 180-68058/5	14:39	98		98		88					
ICB 180-68058/6	14:44	89		89		91					
CRI 180-68058/7	14:49	93		93		94					
ICSA 180-68058/8	14:54	87		86		77					
ICSAB 180-68058/9	14:59	91		90		80					
CCV 180-68058/10	15:03	79		83		75					
CCV 180-68058/11	15:08	96		96		70					
CCV 180-68058/12	15:13	103		103		92					
CCB1 180-68058/13	15:19	91		91		95					
MB 180-66565/1-A	15:24	95		95		98					
LCS 180-66565/2-A	15:29	85		85		78					
LCSD 180-66565/3-A	15:34	82		83		76					
240-21987-1	15:42	80		81		76					
240-21987-1 SD	15:47	77		77		79					
240-21987-1 PDS	15:51	78		78		71					
CCV 180-68058/24	16:24	82		84		75					
CCB2 180-68058/25	16:29	89		89		91					
CRI 180-68058/86	21:51	60		60		71					

FORM XV - IN

TestAmerica North Canton Hg Data Review Checklist

Run/Project Information:

Circle Methods used: (7470A / 245.1 :) 7471:

Run Date: ~~HT~~ 3-18-13 SG 3-18-13 Analyst: SG Instrument: H1

Review Items

A. Calibration/Instrument Run QC	Yes	No	N/A	2nd Level
1. Instrument calibrated per manufacturer's instructions and at SOP specified levels?	✓			✓
2. ICV/CCV analyzed at appropriate frequency and within control limits?	✓			✓
3. ICB/CCB analyzed at appropriate frequency and within +/- RL?	✓			✓
4. CRA run?	✓			✓
B. Sample Results				
1. Were samples with concentrations > high calibration standard diluted and reanalyzed?			✓	
2. All reported results bracketed by in control QC?	✓			✓
3. Sample analyses done within holding time?	✓			✓
C. Preparation/ Matrix QC				
1. LCS done per prep batch and within QC limits?	✓			✓
2. Method blank done per prep batch and < RL?	✓			✓
3. MS run at required frequency and within limits?	✓			✓
4. MSD or DU run at required frequency and RPD within SOP limits?				✓
D. Other				
1. Are all nonconformances documented appropriately?			✓	
2. Current IDL/MDL data on file?	✓			✓
3. Calculations and Transcription checked for error?	✓			✓
4. All client/project specific requirements met?	✓			✓
5. Date of analysis verified as correct?	✓			✓

Level I

Analyst: Sister J Gerard Date/Time: 3-18-13 Reviewed from Job 190-173 only to

Analyst: Sister J Gerard Date/Time: 3-19-13 Reviewed from 13:52 to ~~18:35~~ 09:28 HAT 3-19-13

Comments:

Level II

Reviewer: Roger K. Lotts Date/Time: 3-18-13 Reviewed from Job 190-173 only to

Reviewer: Natalie J Lotts Date/Time: 3-19-13 Reviewed from 13:52 to 09:28

Comments

Curve Date 3-18-13 Curve Time 10:45-12:45 DILUTION H20 N/a

Revised 11/29/2012

Protocol: 0314AHG1

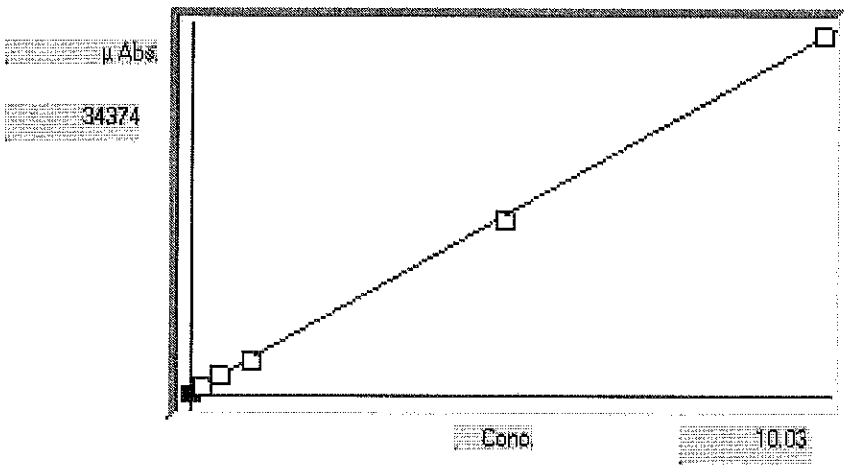

Wt: lin

☑ Calibrated

☑ Accepted

A	
B	2.93955e-4
C	-7.01329e-2
Rhc	.999934

Accepted Date: 16-Mar-13 14:26

S	Conc.	Calc.	Dev.	Mean	SD or %RSD	Rep 1	Rep 2	Rep 3	Rep 4	Rep 5
01	.00000	.0545	.0545	425	1	424				
02	.20000	.2068	.0068	943	0%	942				
03	.50000	.5148	.0148	1991	0%	1990				
04	1.0000	.9525	-.0475	3479	0%	3479				
05	5.0000	4.937	-.0629	17035	0%	17034				
06	10.000	10.03	.0343	34375	0%	34374				
07										
08										
09										
10										

```
Line   Conc.  Units     SD/RSD      1       2       3       4       5
-----------------------------------------------------------------------------------------
3-18-13 *** Standard: 1 Rep: 1                Seq:  1       13:52:37 18 Mar 13   HG
Probe missed cup
Hg     .0000   ppb      -58

*** Standard: 1 Rep: 1                Seq:  2       14:13:13 18 Mar 13   HG

Hg     .0000   ppb      424

*** Standard: 2 Rep: 1                Seq:  3       14:14:35 18 Mar 13   HG

Hg     .2000   ppb      942

*** Standard: 3 Rep: 1                Seq:  4       14:16:13 18 Mar 13   HG

Hg     .5000   ppb      1990

*** Standard: 4 Rep: 1                Seq:  5       14:17:28 18 Mar 13   HG

Hg     1.000   ppb      3479

*** Standard: 5 Rep: 1                Seq:  6       14:18:49 18 Mar 13   HG

Hg     5.000   ppb      17034

*** Standard: 6 Rep: 1                Seq:  7       14:21:06 18 Mar 13   HG

Hg     10.00   ppb      34374

*** Check Standard: 2  Ck2ICV         Seq:  8       14:28:51 18 Mar 13   HG
Line   Flag  %Rcv.   Found    True  Units      SD/RSD
Hg           102.0    2.551   2.500  ppb         .0000

*** Check Standard: 3  Ck3ICB         Seq:  9       14:30:17 18 Mar 13   HG
Line   Flag  %Rcv.   Found    True  Units      SD/RSD
Hg           ^^^^^^   .1148   .0000  ppb         .0000

*** Check Standard: 4  Ck4CRA\MRL     Seq:  10      14:31:53 18 Mar 13   HG
Line   Flag  %Rcv.   Found    True  Units      SD/RSD
Hg           98.24    .1965   .2000  ppb         .0000

*** Check Standard: 6  Ck6CCV         Seq:  11      14:33:27 18 Mar 13   HG
Line   Flag  %Rcv.   Found    True  Units      SD/RSD
Hg           102.9    5.146   5.000  ppb         .0000

*** Check Standard: 1  Ck1CCB         Seq:  12      14:34:44 18 Mar 13   HG
Line   Flag  Found Range(+/-) Units      SD/RSD
Hg          -.0328    .2000    ppb        .0000

*** Sample ID:                        Seq:  13      14:36:21 18 Mar 13   HG
                          MB 240-78262/1-A
Hg   -.0190   ppb        .0000    -.0190

*** Sample ID:                        Seq:  14      14:38:19 18 Mar 13   HG
                          LCS 240-78262/2-A
Rerun
Hg    4.070   ppb        .0000     4.070

*** Sample ID:                        Seq:  15      14:39:35 18 Mar 13   HG
                          240-21760-A-3-D
Hg    .2550   ppb        .0000     .2550

*** Sample ID:                        Seq:  16      14:41:02 18 Mar 13   HG
                          240-21760-A-3-E MS
Hg    .8276   ppb        .0000     .8276
```

```
Line   Conc.  Units     SD/RSD      1        2        3        4        5
-----------------------------------------------------------------------------

*** Sample ID:                          Seq:  17     14:42:17 18 Mar 13   HG
                              240-21760-A-3-F MSD
Hg    .7691   ppb        .0000     .7691

*** Sample ID:                          Seq:  18     14:43:33 18 Mar 13   HG
                              240-21760-A-1-B
Hg    7.798   ppb        .0000     7.798

*** Sample ID:                          Seq:  19     14:44:49 18 Mar 13   HG
                              240-21760-A-2-B
Hg    6.123   ppb        .0000     6.123

*** Sample ID:                          Seq:  20     14:47:11 18 Mar 13   HG
                              240-21760-A-4-B
Hg    .2973   ppb        .0000     .2973

*** Sample ID:                          Seq:  21     14:48:33 18 Mar 13   HG
                              240-21766-A-1-B
Hg    5.086   ppb        .0000     5.086

*** Sample ID:                          Seq:  22     14:49:50 18 Mar 13   HG
                              240-21766-A-2-B
Hg    2.975   ppb        .0000     2.975

*** Check Standard: 6  Ck6CCV        Seq:  23     14:51:10 18 Mar 13   HG
Line  Flag  %Rcv.   Found    True  Units      SD/RSD
Hg          100.8    5.041   5.000  ppb        .0000

*** Check Standard: 1  Ck1CCB        Seq:  24     14:52:36 18 Mar 13   HG
Line  Flag  Found Range(+/-) Units      SD/RSD
Hg          .0151    .2000    ppb        .0000

*** Sample ID:                          Seq:  25     14:53:55 18 Mar 13   HG
                              240-21766-A-3-B
Hg    2.946   ppb        .0000     2.946

*** Sample ID:                          Seq:  26     14:55:24 18 Mar 13   HG
                              240-21795-B-1-C
Hg    .0704   ppb        .0000     .0704

*** Sample ID:                          Seq:  27     14:56:39 18 Mar 13   HG
                              240-21817-C-1-C
Hg    .0974   ppb        .0000     .0974

*** Sample ID:                          Seq:  28     14:57:56 18 Mar 13   HG
                              240-21817-C-3-C
Hg    .0677   ppb        .0000     .0677

*** Sample ID:                          Seq:  29     14:59:12 18 Mar 13   HG
                              190-188-A-1-C
Hg   -.0193   ppb        .0000    -.0193

*** Sample ID:                          Seq:  30     15:00:38 18 Mar 13   HG
                              190-191-D-2-C
Hg    .1383   ppb        .0000     .1383

*** Sample ID:                          Seq:  31     15:01:57 18 Mar 13   HG
                              190-197-D-1-C
Hg    .0348   ppb        .0000     .0348

*** Sample ID:                          Seq:  32     15:03:13 18 Mar 13   HG
                              190-207-D-1-C
Hg   -.0207   ppb        .0000    -.0207
```

```
Line   Conc.  Units     SD/RSD      1       2       3       4       5
-----------------------------------------------------------------------------

*** Sample ID:                          Seq:  33     15:04:43 18 Mar 13   HG
                            190-173-A-1-B
Hg    .1709   ppb       .0000     .1709

*** Sample ID:                          Seq:  34     15:05:59 18 Mar 13   HG
                            LB 240-78276/1-E
Hg   -.0199   ppb       .0000    -.0199

*** Check Standard: 6  Ck6CCV         Seq:  35     15:07:26 18 Mar 13   HG
Line  Flag  %Rcv.   Found    True  Units      SD/RSD
Hg          102.5    5.124   5.000  ppb        .0000

*** Check Standard: 1  Ck1CCB         Seq:  36     15:08:46 18 Mar 13   HG
Line  Flag  Found Range(+/-) Units      SD/RSD
Hg          .0821    .2000    ppb        .0000
```

Line Conc. Units SD/RSD 1 2 3 4 5

*** Check Standard: 6 Ck6CCV Seq: 37 15:11:02 18 Mar 13 HG
Line Flag %Rcv. Found True Units SD/RSD
Hg 98.98 4.949 5.000 ppb .0000

*** Check Standard: 1 Ck1CCB Seq: 38 15:12:19 18 Mar 13 HG
Line Flag Found Range(+/-) Units SD/RSD
Hg .0483 .2000 ppb .0000

*** Sample ID: Seq: 39 15:13:46 18 Mar 13 HG
MB 240-78291/2-A
Hg -.0284 ppb .0000 -.0284

*** Sample ID: Seq: 40 15:15:03 18 Mar 13 HG
LCS 240-78291/3-A
Hg 4.497 ppb .0000 4.497

*** Sample ID: Seq: 41 15:16:22 18 Mar 13 HG
240-21869-B-1-E
Hg .0998 ppb .0000 .0998

*** Sample ID: Seq: 42 15:17:48 18 Mar 13 HG
240-21869-B-1-F MS
Hg 4.700 ppb .0000 4.700

*** Sample ID: Seq: 43 15:19:04 18 Mar 13 HG
240-21869-B-1-G MSD
Hg 4.671 ppb .0000 4.671

*** Sample ID: Seq: 44 15:22:15 18 Mar 13 HG
240-21841-C-1-J
Hg -.0110 ppb .0000 -.0110

*** Sample ID: Seq: 45 15:23:32 18 Mar 13 HG
240-21850-D-1-G
Hg -.0005 ppb .0000 -.0005

*** Sample ID: Seq: 46 15:25:02 18 Mar 13 HG
240-21797-A-1-H
Hg -.0313 ppb .0000 -.0313

*** Sample ID: Seq: 47 15:26:38 18 Mar 13 HG
240-21871-A-1-F
Hg -.0043 ppb .0000 -.0043

*** Sample ID: Seq: 48 15:28:16 18 Mar 13 HG
~~240-21871-A-2-F~~ MB 240-78262/1-A
Hg -.0278 ppb .0000 -.0278
SG 3-18-13

Not Needed SG 3/18/13

*** Check Standard: 6 Ck6CCV Seq: 49 15:29:52 18 Mar 13 HG
Line Flag %Rcv. Found True Units SD/RSD
Hg 102.7 5.137 5.000 ppb .0000

*** Check Standard: 1 Ck1CCB Seq: 50 15:31:08 18 Mar 13 HG
Line Flag Found Range(+/-) Units SD/RSD
Hg -.0437 .2000 ppb .0000

*** Sample ID: Seq: 51 15:32:23 18 Mar 13 HG
~~MB 240-78257/1-A~~ LCS-240-78262/2-A
Hg 4.518 ppb .0000 4.518
SG 3-18-13

*** Check Standard: 6 Ck6CCV Seq: 52 15:33:39 18 Mar 13 HG
Line Flag %Rcv. Found True Units SD/RSD
Hg 99.72 4.986 5.000 ppb .0000

Line	Conc.	Units	SD/RSD	1	2	3	4	5

*** Check Standard: 1 Ck1CCB Seq: 53 15:35:05 18 Mar 13 HG

Line	Flag	Found	Range(+/-)	Units	SD/RSD
Hg		-.0255	.2000	ppb	.0000

```
Line   Conc.  Units     SD/RSD      1       2       3       4       5
-----------------------------------------------------------------------------

*** Check Standard: 6  Ck6CCV       Seq:  54      15:39:50 18 Mar 13   HG
Line  Flag  %Rcv.   Found    True  Units      SD/RSD
Hg          103.7    5.186   5.000  ppb        .0000

*** Check Standard: 1  Ck1CCB       Seq:  55      15:41:09 18 Mar 13   HG
Line  Flag  Found Range(+/-) Units      SD/RSD
Hg         -.0334    .2000    ppb        .0000

*** Sample ID:                      Seq:  56      15:42:51 18 Mar 13   HG
                          240-21871-A-2-E
Hg    .0001   ppb       .0000     .0001

*** Sample ID:                      Seq:  57      15:44:07 18 Mar 13   HG
                          MB 240-78257/1-A
Hg   -.0290   ppb       .0000    -.0290

*** Sample ID:                      Seq:  58      15:45:55 18 Mar 13   HG
                          LCS 240-78257/2-A
Hg    4.312   ppb       .0000     4.312

*** Sample ID:                      Seq:  59      15:47:35 18 Mar 13   HG
                          240-21882-A-5-A
Hg    .3364   ppb       .0000     .3364

*** Sample ID:                      Seq:  60      15:49:07 18 Mar 13   HG
                          240-21882-A-5-B MS
Hg    .9664   ppb       .0000     .9664

*** Sample ID:                      Seq:  61      15:50:43 18 Mar 13   HG
                          240-21882-A-5-C MSD
Hg    .6965   ppb       .0000     .6965

*** Sample ID:                      Seq:  62      15:53:18 18 Mar 13   HG
                          240-21882-A-1-A
Hg    8.028   ppb       .0000     8.028

*** Sample ID:                      Seq:  63      15:54:36 18 Mar 13   HG
                          240-21882-A-3-A
Hg    6.472   ppb       .0000     6.472

*** Sample ID:                      Seq:  64      15:56:09 18 Mar 13   HG
                          240-21882-A-6-A
Hg    .1562   ppb       .0000     .1562

*** Sample ID:                      Seq:  65      15:57:56 18 Mar 13   HG
                          240-21942-A-4-B
Hg    .8823   ppb       .0000     .8823

*** Check Standard: 6  Ck6CCV       Seq:  66      15:59:14 18 Mar 13   HG
Line  Flag  %Rcv.   Found    True  Units      SD/RSD
Hg          102.6    5.129   5.000  ppb        .0000

*** Check Standard: 1  Ck1CCB       Seq:  67      16:00:34 18 Mar 13   HG
Line  Flag  Found Range(+/-) Units      SD/RSD
Hg         -.0366    .2000    ppb        .0000

*** Sample ID:                      Seq:  68      16:01:50 18 Mar 13   HG
                          240-21942-A-5-B
Hg   -.0019   ppb       .0000    -.0019

*** Sample ID:                      Seq:  69      16:03:06 18 Mar 13   HG
                          240-21882-A-2-B
Hg   -.0375   ppb       .0000    -.0375
```

```
Line   Conc.  Units     SD/RSD      1        2        3        4        5
-----------------------------------------------------------------------------

*** Sample ID:                          Seq:  70     16:04:33 18 Mar 13   HG
                              240-21882-A-4-B
Hg   -.0319   ppb        .0000    -.0319

*** Sample ID:                          Seq:  71     16:06:12 18 Mar 13   HG
                              240-21882-A-7-B
Hg   -.0563   ppb        .0000    -.0563

*** Sample ID:                          Seq:  72     16:07:50 18 Mar 13   HG
                              240-21760-A-5-D
Hg   -.0143   ppb        .0000    -.0143

*** Sample ID:                          Seq:  73     16:09:20 18 Mar 13   HG
                              MB 240-78267/1-A
Hg   -.0645   ppb        .0000    -.0645

*** Sample ID:                          Seq:  74     16:11:07 18 Mar 13   HG
                              LCS 240-78267/2-A
Hg    4.187   ppb        .0000     4.187

*** Sample ID:                          Seq:  75     16:12:24 18 Mar 13   HG
                              240-21943-X-1-A
Hg   -.0493   ppb        .0000    -.0493

*** Sample ID:                          Seq:  76     16:14:01 18 Mar 13   HG
                              240-21943-X-1-B MS
Hg    .9866   ppb        .0000     .9866

*** Sample ID:                          Seq:  77     16:15:40 18 Mar 13   HG
                              240-21943-X-1-C MSD
Hg    .9846   ppb        .0000     .9846

*** Check Standard: 6  Ck6CCV        Seq:  78     16:16:57 18 Mar 13   HG
Line  Flag  %Rcv.   Found    True  Units      SD/RSD
Hg          102.4    5.122   5.000  ppb        .0000

*** Check Standard: 1  Ck1CCB        Seq:  79     16:18:26 18 Mar 13   HG
Line  Flag  Found Range(+/-) Units      SD/RSD
Hg          .0789    .2000    ppb        .0000

*** Sample ID:                          Seq:  80     16:20:02 18 Mar 13   HG
                              240-21914-L-1-A
Hg    .2373   ppb        .0000     .2373

*** Sample ID:                          Seq:  81     16:21:44 18 Mar 13   HG
                              240-21945-I-1-A
Hg    .0671   ppb        .0000     .0671

*** Sample ID:                          Seq:  82     16:23:12 18 Mar 13   HG
                              240-21947-I-1-A
Hg    .0657   ppb        .0000     .0657

*** Sample ID:                          Seq:  83     16:24:38 18 Mar 13   HG
                              240-21947-I-2-A
Hg   -.1548   ppb        .0000    -.1548

*** Sample ID:                          Seq:  84     16:26:16 18 Mar 13   HG
                              240-21916-F-1-D
Hg   -.0002   ppb        .0000    -.0002

*** Sample ID:                          Seq:  85     16:27:37 18 Mar 13   HG
                              240-21916-F-2-B
Hg    .0210   ppb        .0000     .0210
```

```
Line   Conc.  Units     SD/RSD      1       2       3       4       5
-----------------------------------------------------------------------------------------

*** Sample ID:                          Seq:  86     16:29:19 18 Mar 13   HG
                              240-21916-F-3-B
Hg   -.0187   ppb        .0000    -.0187

*** Sample ID:                          Seq:  87     16:31:07 18 Mar 13   HG
                              240-21916-F-4-B
Hg    .0098   ppb        .0000     .0098

*** Sample ID:                          Seq:  88     16:32:33 18 Mar 13   HG
                              240-21916-F-5-B
Hg   -.0158   ppb        .0000    -.0158

*** Sample ID:                          Seq:  89     16:33:54 18 Mar 13   HG
                              240-21916-F-20-B
Hg    .0263   ppb        .0000     .0263

*** Check Standard: 6  Ck6CCV          Seq:  90     16:35:36 18 Mar 13   HG
Line  Flag  %Rcv.   Found    True  Units       SD/RSD
Hg          102.4    5.122   5.000  ppb         .0000

*** Check Standard: 1  Ck1CCB          Seq:  91     16:37:01 18 Mar 13   HG
Line  Flag  Found Range(+/-) Units       SD/RSD
Hg         -.0075    .2000    ppb         .0000

*** Sample ID:                          Seq:  92     16:38:26 18 Mar 13   HG
                              240-21916-F-21-B
Hg   -.0087   ppb        .0000    -.0087

*** Sample ID:                          Seq:  93     16:40:02 18 Mar 13   HG
                              240-21916-F-22-B
Hg    .0063   ppb        .0000     .0063

*** Sample ID:                          Seq:  94     16:41:19 18 Mar 13   HG
                              240-21916-F-23-B
Hg   -.0207   ppb        .0000    -.0207

*** Sample ID:                          Seq:  95     16:43:07 18 Mar 13   HG
                              240-21916-F-24-B
Hg    .0054   ppb        .0000     .0054

*** Sample ID:                          Seq:  96     16:44:27 18 Mar 13   HG
                              240-21916-F-25-B
Hg   -.0055   ppb        .0000    -.0055

*** Sample ID:                          Seq:  97     16:45:47 18 Mar 13   HG
                              240-21916-F-26-B
Hg    .0104   ppb        .0000     .0104

*** Sample ID:                          Seq:  98     16:47:24 18 Mar 13   HG
                              LB 240-78392/1-D
Hg    .0183   ppb        .0000     .0183

*** Sample ID:                          Seq:  99     16:48:43 18 Mar 13   HG
                              MB 240-78436/2-A
Hg    .0439   ppb        .0000     .0439

*** Sample ID:                          Seq:  100    16:51:12 18 Mar 13   HG
                              LCS 240-78436/3-A
Hg    5.058   ppb        .0000     5.058

*** Sample ID:                          Seq:  101    16:53:45 18 Mar 13   HG
                              240-21946-B-2-G
Hg    .3388   ppb        .0000     .3388
```

```
Line   Conc.  Units     SD/RSD      1       2       3       4       5
-----------------------------------------------------------------------------

*** Check Standard: 6  Ck6CCV       Seq:  102     16:55:04 18 Mar 13   HG
Line  Flag  %Rcv.   Found    True  Units      SD/RSD
Hg          99.21    4.961   5.000  ppb        .0000

*** Check Standard: 1  Ck1CCB       Seq:  103     16:56:29 18 Mar 13   HG
Line  Flag  Found Range(+/-) Units      SD/RSD
Hg          .0986    .2000    ppb        .0000

*** Sample ID:                      Seq:  104     16:57:55 18 Mar 13   HG
                           240-21946-B-2-E MS
Hg    5.384   ppb       .0000     5.384

*** Sample ID:                      Seq:  105     16:59:27 18 Mar 13   HG
                           240-21946-B-2-F MSD
Hg    5.213   ppb       .0000     5.213

*** Sample ID:                      Seq:  106     17:00:47 18 Mar 13   HG
                           LB 240-78384/1-E
Hg    .0069   ppb       .0000     .0069

*** Sample ID:                      Seq:  107     17:02:16 18 Mar 13   HG
                           MB 240-78439/2-A
Hg    .0066   ppb       .0000     .0066

*** Sample ID:                      Seq:  108     17:03:33 18 Mar 13   HG
                           LCS 240-78439/3-A
Hg    5.044   ppb       .0000     5.044

*** Sample ID:                      Seq:  109     17:04:55 18 Mar 13   HG
                           240-21946-B-3-E
Hg    .0757   ppb       .0000     .0757

*** Sample ID:                      Seq:  110     17:06:14 18 Mar 13   HG
                           240-21946-B-3-F MS
Hg    4.985   ppb       .0000     4.985

*** Sample ID:                      Seq:  111     17:07:53 18 Mar 13   HG
                           240-21946-B-3-G MSD
Hg    4.982   ppb       .0000     4.982

*** Sample ID:                      Seq:  112     17:09:23 18 Mar 13   HG
                           240-21866-B-1-D
Hg    .0231   ppb       .0000     .0231

*** Sample ID:                      Seq:  113     17:11:19 18 Mar 13   HG
                           240-21914-AE-1-H
Hg    .3729   ppb       .0000     .3729

*** Check Standard: 6  Ck6CCV       Seq:  114     17:13:07 18 Mar 13   HG
Line  Flag  %Rcv.   Found    True  Units      SD/RSD
Hg          102.3    5.116   5.000  ppb        .0000

*** Check Standard: 1  Ck1CCB       Seq:  115     17:14:22 18 Mar 13   HG
Line  Flag  Found Range(+/-) Units      SD/RSD
Hg         -.0449    .2000    ppb        .0000

*** Check Standard: 6  Ck6CCV       Seq:  116     17:16:47 18 Mar 13   HG
Line  Flag  %Rcv.   Found    True  Units      SD/RSD
Hg          102.5    5.127   5.000  ppb        .0000

*** Check Standard: 1  Ck1CCB       Seq:  117     17:19:03 18 Mar 13   HG
Line  Flag  Found Range(+/-) Units      SD/RSD
Hg         -.0119    .2000    ppb        .0000
```

```
Line   Conc.  Units     SD/RSD      1       2       3       4       5
-----------------------------------------------------------------------------------

*** Sample ID:                          Seq:  118    17:20:20 18 Mar 13   HG
                              240-21946-B-1-E
Hg    .3050   ppb       .0000     .3050

*** Sample ID:                          Seq:  119    17:21:38 18 Mar 13   HG
                              240-21904-B-1-F
Hg    .0295   ppb       .0000     .0295

*** Sample ID:                          Seq:  120    17:22:54 18 Mar 13   HG
                              240-21962-C-1-E
Hg    .0392   ppb       .0000     .0392

*** Sample ID:                          Seq:  121    17:24:42 18 Mar 13   HG
                              MB 240-78432/1-A
Hg    .0460   ppb       .0000     .0460

*** Sample ID:                          Seq:  122    17:26:21 18 Mar 13   HG
                              LCS 240-78432/2-A
Hg    4.462   ppb       .0000     4.462

*** Sample ID:                          Seq:  123    17:27:40 18 Mar 13   HG
                              240-21963-B-1-B
Hg   -.0363   ppb       .0000    -.0363

*** Sample ID:                          Seq:  124    17:29:06 18 Mar 13   HG
                              240-21963-B-1-C MS
Hg    .9940   ppb       .0000     .9940

*** Sample ID:                          Seq:  125    17:30:44 18 Mar 13   HG
                              240-21963-B-1-D MSD
Hg    1.004   ppb       .0000     1.004

*** Sample ID:                          Seq:  126    17:32:02 18 Mar 13   HG
                              190-222-A-1-B
Hg    .0716   ppb       .0000     .0716

*** Sample ID:                          Seq:  127    17:33:39 18 Mar 13   HG
                              190-223-A-1-B
Hg    .0648   ppb       .0000     .0648

*** Check Standard: 6  Ck6CCV        Seq:  128    17:35:00 18 Mar 13   HG
Line  Flag  %Rcv.   Found    True  Units      SD/RSD
Hg          102.7   5.136   5.000  ppb        .0000

*** Check Standard: 1  Ck1CCB        Seq:  129    17:36:46 18 Mar 13   HG
Line  Flag  Found Range(+/-) Units      SD/RSD
Hg         -.0149    .2000    ppb        .0000

*** Sample ID:                          Seq:  130    17:38:33 18 Mar 13   HG
                              190-224-A-1-B
Hg    .0874   ppb       .0000     .0874

*** Sample ID:                          Seq:  131    17:40:02 18 Mar 13   HG
                              190-227-C-1-B
Hg    .1336   ppb       .0000     .1336

*** Sample ID:                          Seq:  132    17:41:29 18 Mar 13   HG
                              190-235-C-1-B
Hg    .0063   ppb       .0000     .0063

*** Sample ID:                          Seq:  133    17:42:46 18 Mar 13   HG
                              190-237-C-1-B
Hg    .0736   ppb       .0000     .0736
```

```
Line   Conc.  Units     SD/RSD      1       2       3       4       5
-----------------------------------------------------------------------------

*** Sample ID:                          Seq:  134    17:44:24 18 Mar 13   HG
                              240-21909-C-2-B
Hg    .0654   ppb        .0000     .0654

*** Sample ID:                          Seq:  135    17:45:41 18 Mar 13   HG
                              240-21966-F-1-B
Hg    .0466   ppb        .0000     .0466

*** Sample ID:                          Seq:  136    17:46:59 18 Mar 13   HG
                              240-21967-C-1-B
Hg    .0119   ppb        .0000     .0119

*** Sample ID:                          Seq:  137    17:48:21 18 Mar 13   HG
                              240-21967-C-2-B
Hg    6.424   ppb        .0000     6.424

*** Sample ID:                          Seq:  138    17:49:47 18 Mar 13   HG
                              240-21987-H-1-A
Hg    .0113   ppb        .0000     .0113

*** Sample ID:                          Seq:  139    17:51:04 18 Mar 13   HG
                              MB 240-78597/1-A
Hg    .0801   ppb        .0000     .0801

*** Check Standard: 6  Ck6CCV         Seq:  140    17:52:23 18 Mar 13   HG
Line  Flag  %Rcv.   Found    True  Units      SD/RSD
Hg          103.1    5.153   5.000  ppb        .0000

*** Check Standard: 1  Ck1CCB         Seq:  141    17:53:59 18 Mar 13   HG
Line  Flag  Found Range(+/-) Units      SD/RSD
Hg         -.0437    .2000    ppb        .0000

*** Sample ID:                          Seq:  142    17:55:19 18 Mar 13   HG
                              LCS 240-78597/2-A
Hg    5.120   ppb        .0000     5.120

*** Sample ID:                          Seq:  143    17:56:37 18 Mar 13   HG
                              240-22052-J-2-A
Hg   -.0310   ppb        .0000    -.0310

*** Sample ID:                          Seq:  144    17:58:00 18 Mar 13   HG
                              240-22052-J-2-B MS
Hg    1.130   ppb        .0000     1.130

*** Sample ID:                          Seq:  145    17:59:18 18 Mar 13   HG
                              240-22052-J-2-C MSD
Hg    1.197   ppb        .0000     1.197

*** Sample ID:                          Seq:  146    18:00:45 18 Mar 13   HG
                              190-251-A-1-A
Hg    3.626   ppb        .0000     3.626

*** Sample ID:                          Seq:  147    18:02:02 18 Mar 13   HG
                              240-22003-A-1-A
Hg    7.013   ppb        .0000     7.013

*** Sample ID:                          Seq:  148    18:03:31 18 Mar 13   HG
                              240-22003-A-2-A
Hg    4.788   ppb        .0000     4.788

*** Sample ID:                          Seq:  149    18:05:13 18 Mar 13   HG
                              240-22003-A-3-A
Hg   -.1013   ppb        .0000    -.1013
```

```
Line   Conc.  Units     SD/RSD      1       2       3       4       5
-------------------------------------------------------------------------------

*** Sample ID:                          Seq:  150    18:06:29 18 Mar 13   HG
                              240-22003-A-4-A
Hg    .0454   ppb       .0000     .0454

*** Sample ID:                          Seq:  151    18:07:48 18 Mar 13   HG
                              240-22009-L-1-A
Hg   -.0366   ppb       .0000    -.0366

*** Check Standard: 6  Ck6CCV           Seq:  152    18:09:04 18 Mar 13   HG
Line  Flag  %Rcv.   Found    True  Units       SD/RSD
Hg          102.9    5.144   5.000  ppb         .0000

*** Check Standard: 1  Ck1CCB           Seq:  153    18:10:33 18 Mar 13   HG
Line  Flag  Found Range(+/-) Units       SD/RSD
Hg          .0172    .2000    ppb         .0000

*** Sample ID:                          Seq:  154    18:11:48 18 Mar 13   HG
                              190-254-B-1-A
Hg   -.0108   ppb       .0000    -.0108

*** Sample ID:                          Seq:  155    18:14:11 18 Mar 13   HG
                              190-256-C-1-A
Hg   -.0049   ppb       .0000    -.0049

*** Sample ID:                          Seq:  156    18:15:29 18 Mar 13   HG
                              190-257-C-1-A
Hg    .0245   ppb       .0000     .0245

*** Sample ID:                          Seq:  157    18:16:57 18 Mar 13   HG
                              240-22026-A-2-A
Hg    .0286   ppb       .0000     .0286

*** Sample ID:                          Seq:  158    18:18:44 18 Mar 13   HG
                              240-22026-A-4-A
Hg   -.0105   ppb       .0000    -.0105

*** Sample ID:                          Seq:  159    18:20:02 18 Mar 13   HG
                              240-22020-K-1-A
Hg    .0225   ppb       .0000     .0225

*** Sample ID:                          Seq:  160    18:21:22 18 Mar 13   HG
                              240-22052-D-3-A
Hg   -.0390   ppb       .0000    -.0390

*** Sample ID:                          Seq:  161    18:22:54 18 Mar 13   HG
                              240-22052-A-5-A
Hg    .0842   ppb       .0000     .0842

*** Sample ID:                          Seq:  162    18:24:12 18 Mar 13   HG
                              240-22017-D-2-A
Hg   -.0948   ppb       .0000    -.0948

*** Sample ID:                          Seq:  163    18:26:13 18 Mar 13   HG
                              240-22046-E-1-A
Hg    .0145   ppb       .0000     .0145

*** Check Standard: 6  Ck6CCV           Seq:  164    18:27:55 18 Mar 13   HG
Line  Flag  %Rcv.   Found    True  Units       SD/RSD
Hg          100.6    5.031   5.000  ppb         .0000

*** Check Standard: 1  Ck1CCB           Seq:  165    18:29:31 18 Mar 13   HG
Line  Flag  Found Range(+/-) Units       SD/RSD
Hg          .0912    .2000    ppb         .0000
```

Line	Conc.	Units	SD/RSD	1	2	3	4	5

*** Sample ID: Seq: 166 18:31:09 18 Mar 13 HG
240-22060-E-1-A

Hg	.0375	ppb	.0000	.0375

*** Sample ID: Seq: 167 18:32:32 18 Mar 13 HG
240-22003-A-5-B

Hg	-.0901	ppb	.0000	-.0901

*** Check Standard: 6 Ck6CCV Seq: 168 18:33:50 18 Mar 13 HG

Line	Flag	%Rcv.	Found	True	Units	SD/RSD
Hg		100.4	5.018	5.000	ppb	.0000

*** Check Standard: 1 Ck1CCB Seq: 169 18:35:16 18 Mar 13 HG

Line	Flag	Found	Range(+/-)	Units	SD/RSD
Hg		-.0625	.2000	ppb	.0000

```
Line   Conc.  Units     SD/RSD      1       2       3       4       5
-------------------------------------------------------------------------------

*** Check Standard: 6  Ck6CCV       Seq:  170     09:25:56 19 Mar 13   HG
Line  Flag  %Rcv.   Found    True  Units      SD/RSD
Hg          94.74    4.737   5.000  ppb        .0000

*** Check Standard: 1  Ck1CCB       Seq:  171     09:27:26 19 Mar 13   HG
Line  Flag  Found Range(+/-) Units      SD/RSD
Hg         -.0225    .2000    ppb        .0000

*** Sample ID:                       Seq:  172     09:28:41 19 Mar 13   HG
                            CRA
Hg    .1962   ppb       .0000     .1962
```

Dilution Corrected Concentrations

STD1 758008 INT STD 4/1/2013 2:24:34 PM

User Pre-dilution: 1.000

Run	Time	6Li	9Be	10B	11B	13C	23Na	25Mg	26Mg
		ppb	ppb	ppb	ppb	ppb	ppb	ppb	ppb
1	14:25:17	99.203%	0.004	-0.064	0.081	0.000	-0.307	-0.165	-0.152
2	14:26:00	101.056%	-0.002	0.056	-0.020	0.000	-0.174	0.063	0.116
3	14:26:43	99.741%	-0.002	0.008	-0.061	0.000	0.481	0.102	0.036
x		100.000%	0.000	0.000	-0.000	0.000	-0.000	0.000	0.000
σ		0.953%	0.003	0.061	0.073	0.000	0.422	0.144	0.138
%RSD		0.953	0.000	0.000	0.000	0.000	0.000	0.000	0.000

Run	Time	27Al	28Si	37Cl	39K	43Ca	44Ca	45Sc	47Ti
		ppb	ppb	ppb	ppb	ppb	ppb	ppb	ppb
1	14:25:17	-0.283	1.033	0.000	-0.155	0.555	-0.014	99.910%	-0.003
2	14:26:00	0.200	-0.393	0.000	-0.234	-1.121	-0.096	100.661%	-0.021
3	14:26:43	0.083	-0.640	0.000	0.390	0.566	0.110	99.428%	0.024
x		-0.000	0.000	0.000	-0.000	0.000	-0.000	100.000%	0.000
σ		0.252	0.903	0.000	0.340	0.971	0.103	0.621%	0.023
%RSD		0.000	0.000	0.000	0.000	0.000	0.000	0.621	0.000

Run	Time	51V	52Cr	55Mn	56Fe	57Fe	59Co	60Ni	63Cu
		ppb	ppb	ppb	ppb	ppb	ppb	ppb	ppb
1	14:25:17	-0.005	-0.000	-0.006	0.358	-0.512	-0.002	-0.025	-0.003
2	14:26:00	0.002	-0.003	0.011	-0.116	0.201	0.001	0.012	0.020
3	14:26:43	0.003	0.003	-0.005	-0.242	0.312	0.001	0.013	-0.017
x		0.000	0.000	0.000	0.000	0.000	-0.000	-0.000	0.000
σ		0.005	0.003	0.009	0.316	0.447	0.002	0.021	0.019
%RSD		0.000	0.000	0.000	0.000	0.000	0.000	0.000	0.000

Run	Time	65Cu	66Zn	68Zn	75As	78Se	82Se	83Kr	88Sr
		ppb	ppb	ppb	ppb	ppb	ppb	ppb	ppb
1	14:25:17	0.016	-0.004	0.020	0.032	-0.027	0.064	0.000	0.001
2	14:26:00	-0.003	0.029	0.025	-0.001	0.055	0.035	0.000	-0.001
3	14:26:43	-0.013	-0.026	-0.044	-0.030	-0.028	-0.099	0.000	-0.000
x		-0.000	-0.000	0.000	-0.000	-0.000	0.000	0.000	0.000
σ		0.015	0.028	0.038	0.031	0.048	0.087	0.000	0.001
%RSD		0.000	0.000	0.000	0.000	0.000	0.000	0.000	0.000

Run	Time	89Y	95Mo	98Mo	103Rh	107Ag	109Ag	111Cd	114Cd
		ppb	ppb	ppb	ppb	ppb	ppb	ppb	ppb
1	14:25:17	98.817%	-0.005	-0.010	99.836%	-0.005	0.003	-0.005	-0.003
2	14:26:00	100.827%	-0.002	0.024	100.882%	0.001	-0.002	0.023	0.012
3	14:26:43	100.356%	0.007	-0.014	99.283%	0.004	-0.001	-0.018	-0.009
x		100.000%	-0.000	0.000	100.000%	0.000	-0.000	0.000	0.000
σ		1.051%	0.006	0.021	0.812%	0.004	0.002	0.021	0.011
%RSD		1.051	0.000	0.000	0.812	0.000	0.000	0.000	0.000

Run	Time	115In	118Sn	121Sb	123Sb	135Ba	137Ba	159Tb	165Ho
		ppb	ppb	ppb	ppb	ppb	ppb	ppb	ppb
1	14:25:17	98.148%	0.002	-0.002	-0.001	-0.008	-0.012	98.008%	97.902%
2	14:26:00	101.437%	0.007	0.000	-0.004	0.001	0.014	101.020%	101.453%
3	14:26:43	100.415%	-0.008	0.001	0.004	0.007	-0.002	100.972%	100.645%
x		100.000%	0.000	-0.000	-0.000	-0.000	-0.000	100.000%	100.000%
σ		1.683%	0.008	0.001	0.004	0.008	0.013	1.725%	1.862%
%RSD		1.683	0.000	0.000	0.000	0.000	0.000	1.725	1.862

Run	Time	203Tl	205Tl	206Pb	207Pb	208Pb	209Bi
		ppb	ppb	ppb	ppb	ppb	ppb
1	14:25:17	0.001	-0.000	-0.004	-0.007	-0.007	98.507%
2	14:26:00	-0.001	0.001	0.002	0.014	0.004	101.005%
3	14:26:43	0.000	-0.001	0.002	-0.007	0.002	100.488%
x		0.000	0.000	-0.000	-0.000	-0.000	100.000%
σ		0.001	0.001	0.004	0.012	0.006	1.318%
%RSD		0.000	0.000	0.000	0.000	0.000	1.318

STD2 781421 4/1/2013 2:30:04 PM

User Pre-dilution: 1.000

Run	Time	6Li	9Be	10B	11B	13C	23Na	25Mg	26Mg
		ppb	ppb	ppb	ppb	ppb	ppb	ppb	ppb
1	14:30:47	89.048%	199.700	1.227	1.356	0.000	99010.000	99090.000	99320.000
2	14:31:29	90.300%	200.600	1.693	1.098	0.000	100400.000	100700.000	100500.000
3	14:32:12	92.148%	199.700	0.940	1.134	0.000	100600.000	100300.000	100200.000
x		90.499%	200.000	1.287	1.196	0.000	100000.000	100000.000	100000.000
σ		1.559%	0.544	0.380	0.140	0.000	856.300	809.500	604.700
%RSD		1.723	0.272	29.560	11.670	0.000	0.856	0.810	0.605

Run	Time	27Al	28Si	37Cl	39K	43Ca	44Ca	45Sc	47Ti
		ppb	ppb	ppb	ppb	ppb	ppb	ppb	ppb
1	14:30:47	990.000	6.834	0.000	99270.000	99550.000	99740.000	91.778%	0.168
2	14:31:29	1009.000	6.633	0.000	100800.000	100900.000	100500.000	94.390%	0.238
3	14:32:12	1001.000	6.907	0.000	99970.000	99550.000	99760.000	97.763%	0.366
x		1000.000	6.791	0.000	100000.000	100000.000	100000.000	94.644%	0.258
σ		9.486	0.142	0.000	743.400	778.700	428.900	3.000%	0.101
%RSD		0.949	2.090	0.000	0.743	0.779	0.429	3.170	39.120

Run	Time	51V	52Cr	55Mn	56Fe	57Fe	59Co	60Ni	63Cu
		ppb	ppb	ppb	ppb	ppb	ppb	ppb	ppb
1	14:30:47	199.100	200.200	999.800	49960.000	49930.000	199.600	201.500	200.000
2	14:31:29	201.300	200.800	1008.000	50320.000	50380.000	201.800	200.200	201.000
3	14:32:12	199.700	199.000	992.100	49720.000	49690.000	198.500	198.300	198.900
x		200.000	200.000	1000.000	50000.000	50000.000	200.000	200.000	200.000
σ		1.129	0.940	7.986	303.700	353.100	1.689	1.605	1.054
%RSD		0.565	0.470	0.799	0.607	0.706	0.845	0.802	0.527

Run	Time	65Cu	66Zn	68Zn	75As	78Se	82Se	83Kr	88Sr
		ppb	ppb	ppb	ppb	ppb	ppb	ppb	ppb
1	14:30:47	199.800	199.600	199.100	198.100	197.200	198.200	0.000	199.100
2	14:31:29	200.600	200.900	202.200	201.800	202.800	200.900	0.000	202.200
3	14:32:12	199.600	199.600	198.800	200.100	199.900	200.900	0.000	198.700
x		200.000	200.000	200.000	200.000	200.000	200.000	0.000	200.000
σ		0.528	0.742	1.884	1.830	2.818	1.551	0.000	1.910
%RSD		0.264	0.371	0.942	0.915	1.409	0.776	0.000	0.955

Run	Time	89Y	95Mo	98Mo	103Rh	107Ag	109Ag	111Cd	114Cd
		ppb	ppb	ppb	ppb	ppb	ppb	ppb	ppb
1	14:30:47	92.819%	0.213	0.283	84.487%	198.700	198.900	199.700	199.300
2	14:31:29	95.877%	0.312	0.281	86.538%	200.400	201.300	200.900	201.200
3	14:32:12	99.522%	0.358	0.289	88.526%	200.900	199.800	199.400	199.500
x		96.073%	0.294	0.284	86.517%	200.000	200.000	200.000	200.000
σ		3.356%	0.074	0.004	2.019%	1.180	1.213	0.796	1.048
%RSD		3.493	25.150	1.502	2.334	0.590	0.607	0.398	0.524

Run	Time	115In	118Sn	121Sb	123Sb	135Ba	137Ba	159Tb	165Ho
		ppb	ppb	ppb	ppb	ppb	ppb	ppb	ppb
1	14:30:47	91.432%	0.191	0.130	0.132	198.500	199.800	96.220%	96.159%
2	14:31:29	94.773%	0.211	0.128	0.145	202.100	200.700	98.951%	99.474%
3	14:32:12	97.726%	0.183	0.134	0.122	199.400	199.500	101.450%	101.870%
x		94.643%	0.195	0.131	0.133	200.000	200.000	98.874%	99.168%
σ		3.149%	0.015	0.003	0.012	1.854	0.652	2.616%	2.868%
%RSD		3.327	7.550	2.479	8.871	0.927	0.326	2.646	2.892

Run	Time	203Tl	205Tl	206Pb	207Pb	208Pb	209Bi
		ppb	ppb	ppb	ppb	ppb	ppb
1	14:30:47	195.400	195.900	196.000	196.200	195.700	85.404%
2	14:31:29	202.200	201.600	202.600	201.900	202.200	85.998%
3	14:32:12	202.400	202.500	201.400	201.900	202.100	87.318%
x		200.000	200.000	200.000	200.000	200.000	86.240%
σ		3.985	3.567	3.527	3.297	3.749	0.979%
%RSD		1.993	1.783	1.763	1.648	1.875	1.136

STD3 781422 4/1/2013 2:34:51 PM

User Pre-dilution: 1.000

Run	Time	6Li	9Be	10B	11B	13C	23Na	25Mg	26Mg
		ppb	ppb	ppb	ppb	ppb	ppb	ppb	ppb
1	14:35:34	88.974%	0.073	202.800	201.600	0.000	411.100	81.100	82.100
2	14:36:17	92.670%	0.155	194.000	192.600	0.000	387.400	74.820	76.630
3	14:37:00	90.682%	0.159	203.200	205.900	0.000	410.900	80.150	79.180
x		90.775%	0.129	200.000	200.000	0.000	403.100	78.690	79.300
σ		1.850%	0.049	5.158	6.795	0.000	13.610	3.387	2.735
%RSD		2.038	37.820	2.579	3.398	0.000	3.376	4.304	3.449

Run	Time	27Al	28Si	37Cl	39K	43Ca	44Ca	45Sc	47Ti
		ppb	ppb	ppb	ppb	ppb	ppb	ppb	ppb
1	14:35:34	14.500	10270.000	0.000	91.840	100.500	173.500	97.316%	205.600
2	14:36:17	13.530	9606.000	0.000	81.710	108.700	164.200	102.251%	192.100
3	14:37:00	14.550	10120.000	0.000	86.060	96.630	175.800	100.370%	202.200
x		14.190	10000.000	0.000	86.540	102.000	171.200	99.979%	200.000
σ		0.575	349.300	0.000	5.085	6.182	6.157	2.491%	7.027
%RSD		4.050	3.493	0.000	5.876	6.063	3.597	2.491	3.514

Run	Time	51V	52Cr	55Mn	56Fe	57Fe	59Co	60Ni	63Cu
		ppb	ppb	ppb	ppb	ppb	ppb	ppb	ppb
1	14:35:34	0.170	0.160	1.232	55.150	54.380	0.175	0.249	0.372
2	14:36:17	0.147	0.147	1.155	47.980	47.360	0.161	0.255	0.296
3	14:37:00	0.171	0.147	1.236	49.320	49.470	0.163	0.229	0.364
x		0.163	0.151	1.208	50.820	50.400	0.166	0.245	0.344
σ		0.013	0.007	0.045	3.814	3.602	0.008	0.014	0.042
%RSD		8.190	4.689	3.759	7.505	7.146	4.752	5.617	12.070

Run	Time	65Cu	66Zn	68Zn	75As	78Se	82Se	83Kr	88Sr
		ppb	ppb	ppb	ppb	ppb	ppb	ppb	ppb
1	14:35:34	0.410	1.872	1.903	0.279	1.178	0.424	0.000	0.375
2	14:36:17	0.415	1.853	1.898	0.327	0.691	0.734	0.000	0.356
3	14:37:00	0.468	1.929	1.828	0.270	0.531	0.307	0.000	0.366
x		0.431	1.884	1.876	0.292	0.800	0.488	0.000	0.365
σ		0.032	0.039	0.042	0.031	0.337	0.221	0.000	0.010
%RSD		7.442	2.095	2.250	10.480	42.130	45.210	0.000	2.620

Run	Time	89Y	95Mo	98Mo	103Rh	107Ag	109Ag	111Cd	114Cd
		ppb	ppb	ppb	ppb	ppb	ppb	ppb	ppb
1	14:35:34	96.984%	200.200	200.500	96.490%	0.223	0.242	0.199	-0.294
2	14:36:17	102.162%	194.600	193.700	100.187%	0.213	0.217	0.243	-0.317
3	14:37:00	100.766%	205.100	205.800	99.016%	0.228	0.228	0.175	-0.207
x		99.971%	200.000	200.000	98.565%	0.221	0.229	0.205	-0.273
σ		2.679%	5.247	6.066	1.889%	0.008	0.013	0.034	0.058
%RSD		2.680	2.624	3.033	1.917	3.408	5.512	16.640	21.220

Run	Time	115In	118Sn	121Sb	123Sb	135Ba	137Ba	159Tb	165Ho
		ppb	ppb	ppb	ppb	ppb	ppb	ppb	ppb
1	14:35:34	96.349%	203.800	203.400	202.900	0.318	0.551	98.087%	97.426%
2	14:36:17	102.616%	193.000	193.300	193.900	0.420	0.492	103.939%	103.385%
3	14:37:00	100.948%	203.200	203.300	203.300	0.417	0.503	102.559%	102.875%
x		99.971%	200.000	200.000	200.000	0.385	0.515	101.528%	101.229%
σ		3.246%	6.082	5.800	5.308	0.058	0.031	3.059%	3.303%
%RSD		3.247	3.041	2.900	2.654	15.080	6.048	3.013	3.263

Run	Time	203Tl	205Tl	206Pb	207Pb	208Pb	209Bi
		ppb	ppb	ppb	ppb	ppb	ppb
1	14:35:34	0.128	0.131	0.168	0.172	0.161	94.724%
2	14:36:17	0.126	0.121	0.135	0.142	0.140	102.116%
3	14:37:00	0.136	0.120	0.159	0.168	0.166	100.950%
x		0.130	0.124	0.154	0.161	0.156	99.263%
σ		0.005	0.006	0.017	0.016	0.014	3.974%
%RSD		4.219	4.768	10.850	9.993	8.899	4.003

ICV 768044 4/1/2013 2:39:38 PM QC Status: PASS (Initial: PASS)

User Pre-dilution: 1.000

Run	Time	6Li	9Be	10B	11B	13C	23Na	25Mg	26Mg
		ppb	ppb	ppb	ppb	ppb	ppb	ppb	ppb
1	14:40:21	90.753%	82.410	80.120	82.600	0.000	40210.000	39570.000	39520.000
2	14:41:04	91.531%	80.970	80.970	82.070	0.000	39960.000	39370.000	39370.000
3	14:41:47	93.608%	78.550	80.250	79.100	0.000	38830.000	38310.000	38170.000
x		91.964%	100.806%	100.558%	101.566%	0.000	99.163%	97.711%	97.552%
σ		1.476%	n/a	n/a	n/a	0.000	n/a	n/a	n/a
%RSD		1.605	2.419	0.571	2.320	0.000	1.853	1.734	1.903

Run	Time	27Al	28Si	37Cl	39K	43Ca	44Ca	45Sc	47Ti
		ppb	ppb	ppb	ppb	ppb	ppb	ppb	ppb
1	14:40:21	410.200	4146.000	0.000	40030.000	39100.000	39300.000	95.512%	80.570
2	14:41:04	408.700	4179.000	0.000	39980.000	38970.000	39420.000	96.142%	81.320
3	14:41:47	393.100	4051.000	0.000	38550.000	38660.000	38220.000	97.639%	76.880
x		101.006%	103.135%	0.000	98.803%	97.273%	97.450%	96.431%	99.489%
σ		n/a	n/a	0.000	n/a	n/a	n/a	1.093%	n/a
%RSD		2.343	1.602	0.000	2.131	0.571	1.704	1.133	2.987

Run	Time	51V	52Cr	55Mn	56Fe	57Fe	59Co	60Ni	63Cu
		ppb	ppb	ppb	ppb	ppb	ppb	ppb	ppb
1	14:40:21	80.950	81.400	415.000	19980.000	20900.000	81.330	82.070	82.020
2	14:41:04	80.150	80.920	415.700	19860.000	20840.000	80.780	80.800	81.250
3	14:41:47	77.510	77.880	404.300	19270.000	20270.000	77.800	78.320	79.430
x		99.421%	100.087%	102.915%	98.513%	103.363%	99.965%	100.496%	101.125%
σ		n/a	n/a	n/a	n/a	n/a	n/a	n/a	n/a
%RSD		2.265	2.385	1.553	1.912	1.683	2.376	2.368	1.640

Run	Time	65Cu	66Zn	68Zn	75As	78Se	82Se	83Kr	88Sr
		ppb	ppb	ppb	ppb	ppb	ppb	ppb	ppb
1	14:40:21	83.360	83.860	83.870	79.650	80.730	80.860	0.000	78.260
2	14:41:04	81.550	84.160	85.940	80.180	82.070	81.870	0.000	78.150
3	14:41:47	80.990	81.310	82.290	78.690	79.790	78.520	0.000	76.780
x		102.457%	103.890%	105.039%	99.386%	101.079%	100.519%	0.000	97.163%
σ		n/a	n/a	n/a	n/a	n/a	n/a	0.000	n/a
%RSD		1.509	1.888	2.177	0.951	1.417	2.135	0.000	1.063

Run	Time	89Y	95Mo	98Mo	103Rh	107Ag	109Ag	111Cd	114Cd
		ppb	ppb	ppb	ppb	ppb	ppb	ppb	ppb
1	14:40:21	95.458%	82.640	83.870	88.192%	81.880	82.470	83.150	82.690
2	14:41:04	97.145%	83.390	84.980	88.394%	81.490	81.980	82.210	82.140
3	14:41:47	99.291%	80.610	82.990	89.983%	80.320	80.150	80.370	80.090
x		97.298%	102.768%	104.932%	88.856%	101.540%	101.917%	102.390%	102.052%
σ		1.921%	n/a	n/a	0.981%	n/a	n/a	n/a	n/a
%RSD		1.974	1.748	1.188	1.104	0.995	1.500	1.727	1.678

Run	Time	115In	118Sn	121Sb	123Sb	135Ba	137Ba	159Tb	165Ho
		ppb	ppb	ppb	ppb	ppb	ppb	ppb	ppb
1	14:40:21	92.065%	89.980	80.700	80.190	81.590	80.440	95.916%	96.394%
2	14:41:04	94.999%	88.580	79.730	79.520	80.470	80.710	98.155%	98.106%
3	14:41:47	96.181%	86.650	78.520	78.050	79.120	79.420	99.877%	100.605%
x		94.415%	110.506%	99.564%	99.067%	100.493%	100.239%	97.983%	98.368%
σ		2.119%	n/a	n/a	n/a	n/a	n/a	1.986%	2.118%
%RSD		2.244	1.893	1.375	1.385	1.534	0.845	2.027	2.153

Run	Time	203Tl	205Tl	206Pb	207Pb	208Pb	209Bi
		ppb	ppb	ppb	ppb	ppb	ppb
1	14:40:21	82.640	82.540	80.620	84.120	82.380	85.803%
2	14:41:04	82.800	82.870	81.470	84.640	83.050	87.470%
3	14:41:47	79.650	79.530	77.920	81.050	79.520	90.697%
x		102.117%	102.061%	100.004%	104.087%	102.064%	87.990%
σ		n/a	n/a	n/a	n/a	n/a	2.488%
%RSD		2.174	2.257	2.318	2.330	2.297	2.828

ICB 4/1/2013 2:44:29 PM QC Status: PASS (Initial: PASS)

User Pre-dilution: 1.000

Run	Time	6Li	9Be	10B	11B	13C	23Na	25Mg	26Mg
		ppb	ppb	ppb	ppb	ppb	ppb	ppb	ppb
1	14:45:12	114.951%	0.024	1.395	1.577	0.000	19.680	2.315	2.399
2	14:45:55	116.361%	0.005	1.424	1.385	0.000	20.730	2.133	2.296
3	14:46:38	115.644%	0.014	1.032	1.122	0.000	20.090	1.753	1.779
x		115.652%	0.014	1.284	1.362	0.000	20.170	2.067	2.158
σ		0.705%	0.010	0.219	0.229	0.000	0.530	0.287	0.332
%RSD		0.609	67.820	17.020	16.800	0.000	2.630	13.880	15.380

Run	Time	27Al	28Si	37Cl	39K	43Ca	44Ca	45Sc	47Ti
		ppb	ppb	ppb	ppb	ppb	ppb	ppb	ppb
1	14:45:12	1.645	0.549	0.000	49.710	3.256	4.464	111.979%	0.074
2	14:45:55	1.669	-0.279	0.000	44.160	2.552	5.486	110.884%	0.034
3	14:46:38	1.650	-1.517	0.000	38.520	2.603	3.734	109.616%	-0.032
x		1.655	-0.415	0.000	44.130	2.804	4.561	110.826%	0.026
σ		0.013	1.040	0.000	5.598	0.393	0.880	1.182%	0.053
%RSD		0.765	250.300	0.000	12.680	14.010	19.290	1.067	208.800

Run	Time	51V	52Cr	55Mn	56Fe	57Fe	59Co	60Ni	63Cu
		ppb	ppb	ppb	ppb	ppb	ppb	ppb	ppb
1	14:45:12	0.056	0.121	0.058	-4.531	2.683	-0.003	0.029	0.720
2	14:45:55	-0.091	0.098	0.062	-5.728	2.134	-0.003	0.024	0.810
3	14:46:38	0.047	0.081	0.049	-6.676	2.213	-0.008	0.040	0.908
x		0.004	0.100	0.056	-5.645	2.343	-0.004	0.031	0.813
σ		0.083	0.020	0.007	1.075	0.297	0.003	0.008	0.094
%RSD		1901.000	20.010	11.930	19.040	12.670	63.990	26.910	11.570

Run	Time	65Cu	66Zn	68Zn	75As	78Se	82Se	83Kr	88Sr
		ppb	ppb	ppb	ppb	ppb	ppb	ppb	ppb
1	14:45:12	0.165	0.556	0.585	-0.077	2.638	-0.335	0.000	0.018
2	14:45:55	0.152	0.564	0.637	-0.057	2.353	-0.524	0.000	0.015
3	14:46:38	0.158	0.548	0.553	-0.245	2.256	-0.675	0.000	0.019
x		0.158	0.556	0.592	-0.126	2.415	-0.511	0.000	0.017
σ		0.006	0.008	0.042	0.103	0.199	0.170	0.000	0.002
%RSD		3.874	1.404	7.167	81.640	8.221	33.300	0.000	12.410

Run	Time	89Y	95Mo	98Mo	103Rh	107Ag	109Ag	111Cd	114Cd
		ppb	ppb	ppb	ppb	ppb	ppb	ppb	ppb
1	14:45:12	88.595%	0.647	0.622	85.049%	0.036	0.030	-0.013	-0.005
2	14:45:55	88.416%	0.464	0.450	83.864%	0.014	0.019	-0.057	-0.030
3	14:46:38	88.102%	0.320	0.366	83.740%	0.005	0.012	-0.019	-0.005
x		88.371%	0.477	0.479	84.218%	0.018	0.020	-0.030	-0.013
σ		0.250%	0.164	0.131	0.722%	0.016	0.009	0.024	0.014
%RSD		0.282	34.340	27.250	0.858	87.020	44.620	80.010	108.400

Run	Time	115In	118Sn	121Sb	123Sb	135Ba	137Ba	159Tb	165Ho
		ppb	ppb	ppb	ppb	ppb	ppb	ppb	ppb
1	14:45:12	84.903%	0.133	0.017	0.019	0.073	0.030	88.393%	88.486%
2	14:45:55	85.884%	0.127	0.005	0.014	0.057	0.038	89.006%	89.239%
3	14:46:38	85.429%	0.106	0.016	0.030	0.072	0.053	88.888%	89.428%
x		85.405%	0.122	0.013	0.021	0.067	0.040	88.762%	89.051%
σ		0.491%	0.014	0.007	0.008	0.009	0.011	0.325%	0.498%
%RSD		0.575	11.870	50.530	38.660	13.300	28.550	0.366	0.560

Run	Time	203Tl	205Tl	206Pb	207Pb	208Pb	209Bi
		ppb	ppb	ppb	ppb	ppb	ppb
1	14:45:12	0.014	0.011	0.068	0.099	0.086	91.225%
2	14:45:55	0.009	0.006	0.065	0.094	0.075	90.863%
3	14:46:38	0.006	0.009	0.072	0.080	0.073	91.891%
x		0.010	0.009	0.068	0.091	0.078	91.326%
σ		0.004	0.003	0.003	0.010	0.007	0.522%
%RSD		43.620	29.730	4.771	10.830	8.851	0.571

CRI 768045 4/1/2013 2:49:20 PM QC Status: PASS (Initial: PASS)

User Pre-dilution: 1.000

Run	Time	6Li	9Be	10B	11B	13C	23Na	25Mg	26Mg
		ppb	ppb	ppb	ppb	ppb	ppb	ppb	ppb
1	14:50:03	87.198%	0.979	5.607	5.877	0.000	105.300	103.500	103.800
2	14:50:46	86.381%	1.081	5.882	5.811	0.000	110.000	110.700	110.300
3	14:51:29	87.081%	1.080	5.562	6.018	0.000	110.200	110.000	111.200
x		86.887%	104.642%	113.672%	118.043%	0.000	108.470%	108.069%	108.427%
σ		0.442%	n/a	n/a	n/a	0.000	n/a	n/a	n/a
%RSD		0.509	5.624	3.048	1.783	0.000	2.572	3.664	3.712

Run	Time	27Al	28Si	37Cl	39K	43Ca	44Ca	45Sc	47Ti
		ppb	ppb	ppb	ppb	ppb	ppb	ppb	ppb
1	14:50:03	30.920	490.300	0.000	107.400	109.500	109.700	91.540%	4.950
2	14:50:46	31.850	509.300	0.000	110.700	116.200	114.700	90.538%	4.863
3	14:51:29	32.720	509.100	0.000	111.700	98.380	116.300	89.921%	5.116
x		106.094%	100.578%	0.000	109.940%	108.029%	113.591%	90.666%	99.524%
σ		n/a	n/a	0.000	n/a	n/a	n/a	0.817%	n/a
%RSD		2.826	2.173	0.000	2.063	8.349	3.033	0.901	2.583

Run	Time	51V	52Cr	55Mn	56Fe	57Fe	59Co	60Ni	63Cu
		ppb	ppb	ppb	ppb	ppb	ppb	ppb	ppb
1	14:50:03	0.864	1.887	5.527	52.650	55.440	0.492	0.961	2.065
2	14:50:46	0.814	1.918	5.771	54.870	57.070	0.508	1.002	2.103
3	14:51:29	0.882	1.937	5.750	56.040	55.250	0.513	1.090	2.125
x		85.346%	95.708%	1136.508%	109.039%	111.835%	100.900%	101.754%	104.876%
σ		n/a	n/a	n/a	n/a	n/a	n/a	n/a	n/a
%RSD		4.144	1.331	2.381	3.156	1.790	2.259	6.486	1.435

Run	Time	65Cu	66Zn	68Zn	75As	78Se	82Se	83Kr	88Sr
		ppb	ppb	ppb	ppb	ppb	ppb	ppb	ppb
1	14:50:03	2.110	5.300	5.036	1.238	5.034	5.086	0.000	4.615
2	14:50:46	2.136	5.470	5.289	1.062	4.908	4.910	0.000	4.850
3	14:51:29	2.240	5.510	5.421	1.109	5.339	5.457	0.000	4.868
x		108.103%	108.529%	104.975%	113.599%	101.875%	103.019%	0.000	95.554%
σ		n/a	n/a	n/a	n/a	n/a	n/a	0.000	n/a
%RSD		3.197	2.049	3.734	8.040	4.350	5.420	0.000	2.954

Run	Time	89Y	95Mo	98Mo	103Rh	107Ag	109Ag	111Cd	114Cd
		ppb	ppb	ppb	ppb	ppb	ppb	ppb	ppb
1	14:50:03	90.065%	4.412	4.319	91.623%	0.933	0.967	0.908	0.907
2	14:50:46	90.221%	4.502	4.586	91.239%	0.977	1.015	1.033	1.031
3	14:51:29	90.128%	4.777	4.587	91.053%	1.034	1.058	1.138	1.040
x		90.138%	91.270%	89.940%	91.305%	98.120%	101.313%	102.660%	99.271%
σ		0.079%	n/a	n/a	0.291%	n/a	n/a	n/a	n/a
%RSD		0.087	4.171	3.432	0.318	5.127	4.475	11.210	7.469

Run	Time	115In	118Sn	121Sb	123Sb	135Ba	137Ba	159Tb	165Ho
		ppb	ppb	ppb	ppb	ppb	ppb	ppb	ppb
1	14:50:03	90.487%	4.735	1.797	1.969	9.148	9.240	91.753%	91.928%
2	14:50:46	91.281%	5.018	2.012	1.974	9.574	9.710	93.270%	92.736%
3	14:51:29	90.741%	5.182	1.977	1.992	9.627	9.795	93.035%	93.053%
x		90.836%	99.568%	96.428%	98.904%	94.495%	95.814%	92.686%	92.572%
σ		0.405%	n/a	n/a	n/a	n/a	n/a	0.816%	0.580%
%RSD		0.446	4.536	5.982	0.613	2.779	3.121	0.880	0.626

Run	Time	203Tl	205Tl	206Pb	207Pb	208Pb	209Bi
		ppb	ppb	ppb	ppb	ppb	ppb
1	14:50:03	0.861	0.859	0.914	0.947	0.926	93.045%
2	14:50:46	0.909	0.884	0.944	0.980	0.952	95.020%
3	14:51:29	0.907	0.888	0.945	0.955	0.955	94.286%
x		89.235%	87.708%	93.416%	96.084%	94.425%	94.117%
σ		n/a	n/a	n/a	n/a	n/a	0.998%
%RSD		3.058	1.802	1.892	1.818	1.655	1.061

ICSA 768046 4/1/2013 2:54:10 PM QC Status: PASS (Initial: PASS)

User Pre-dilution: 1.000

Run	Time	6Li	9Be	10B	11B	13C	23Na	25Mg	26Mg
		ppb	ppb	ppb	ppb	ppb	ppb	ppb	ppb
1	14:54:53	72.500%	0.021	1.027	1.054	0.000	104700.000	104100.000	103300.000
2	14:55:36	73.925%	0.020	0.791	1.195	0.000	103800.000	103400.000	102800.000
3	14:56:18	75.321%	0.048	0.643	0.996	0.000	104000.000	103900.000	103300.000
x		73.915%	0.030	0.821	1.082	0.000	104100.000	103800.000	103100.000
σ		1.411%	0.016	0.193	0.103	0.000	466.900	360.400	264.000
%RSD		1.909	52.930	23.560	9.481	0.000	0.448	0.347	0.256

Run	Time	27Al	28Si	37Cl	39K	43Ca	44Ca	45Sc	47Ti
		ppb	ppb	ppb	ppb	ppb	ppb	ppb	ppb
1	14:54:53	98280.000	23.190	0.000	104500.000	104800.000	105700.000	74.449%	2217.000
2	14:55:36	98370.000	22.520	0.000	103800.000	103900.000	105400.000	77.408%	2192.000
3	14:56:18	98240.000	22.760	0.000	103900.000	104800.000	105500.000	78.281%	2191.000
x		98300.000	22.820	0.000	104100.000	104500.000	105500.000	76.713%	2200.000
σ		64.930	0.339	0.000	363.300	531.700	150.400	2.008%	14.880
%RSD		0.066	1.484	0.000	0.349	0.509	0.142	2.618	0.676

Run	Time	51V	52Cr	55Mn	56Fe	57Fe	59Co	60Ni	63Cu
		ppb	ppb	ppb	ppb	ppb	ppb	ppb	ppb
1	14:54:53	-0.398	-0.039	0.406	106900.000	106600.000	0.093	-0.147	0.899
2	14:55:36	-0.323	-0.002	0.399	105500.000	105300.000	0.098	-0.156	1.042
3	14:56:18	-0.270	0.107	0.360	105000.000	104900.000	0.090	-0.118	1.047
x		-0.330	0.022	0.388	105800.000	105600.000	0.093	-0.140	0.996
σ		0.064	0.076	0.025	1000.000	901.500	0.004	0.020	0.084
%RSD		19.490	345.600	6.443	0.945	0.854	4.490	14.220	8.393

Run	Time	65Cu	66Zn	68Zn	75As	78Se	82Se	83Kr	88Sr
		ppb	ppb	ppb	ppb	ppb	ppb	ppb	ppb
1	14:54:53	1.198	3.042	2.391	0.273	0.751	0.463	0.000	4.892
2	14:55:36	1.178	3.362	2.486	0.217	1.365	0.415	0.000	4.841
3	14:56:18	1.114	3.081	2.297	0.137	1.860	0.606	0.000	4.873
x		1.164	3.162	2.391	0.209	1.325	0.495	0.000	4.869
σ		0.044	0.175	0.094	0.068	0.556	0.099	0.000	0.026
%RSD		3.762	5.526	3.943	32.640	41.920	20.110	0.000	0.537

Run	Time	89Y	95Mo	98Mo	103Rh	107Ag	109Ag	111Cd	114Cd
		ppb	ppb	ppb	ppb	ppb	ppb	ppb	ppb
1	14:54:53	76.186%	2181.000	2133.000	71.618%	0.059	0.055	0.417	0.445
2	14:55:36	79.682%	2207.000	2149.000	74.165%	0.043	0.053	0.204	0.146
3	14:56:18	81.736%	2204.000	2148.000	76.022%	0.045	0.059	0.087	0.215
x		79.201%	2198.000	2144.000	73.935%	0.049	0.055	0.236	0.269
σ		2.806%	14.260	8.791	2.211%	0.009	0.003	0.168	0.156
%RSD		3.543	0.649	0.410	2.990	17.670	5.244	70.990	58.150

Run	Time	115In	118Sn	121Sb	123Sb	135Ba	137Ba	159Tb	165Ho
		ppb	ppb	ppb	ppb	ppb	ppb	ppb	ppb
1	14:54:53	80.134%	0.171	0.266	0.289	0.365	0.317	83.002%	82.828%
2	14:55:36	83.839%	0.172	0.263	0.273	0.328	0.347	87.310%	87.013%
3	14:56:18	85.865%	0.144	0.273	0.336	0.352	0.359	89.566%	88.880%
x		83.280%	0.163	0.267	0.299	0.348	0.341	86.626%	86.241%
σ		2.906%	0.016	0.005	0.033	0.019	0.022	3.335%	3.099%
%RSD		3.490	9.682	1.959	10.890	5.417	6.364	3.850	3.594

Run	Time	203Tl	205Tl	206Pb	207Pb	208Pb	209Bi
		ppb	ppb	ppb	ppb	ppb	ppb
1	14:54:53	0.014	0.006	0.132	0.125	0.124	75.944%
2	14:55:36	0.009	0.011	0.134	0.142	0.129	78.156%
3	14:56:18	0.007	0.010	0.119	0.142	0.123	78.128%
x		0.010	0.009	0.128	0.137	0.125	77.410%
σ		0.003	0.003	0.008	0.010	0.004	1.269%
%RSD		33.660	29.100	6.484	7.161	2.871	1.640

ICSAB 781423 4/1/2013 2:59:00 PM QC Status: PASS (Initial: PASS)

User Pre-dilution: 1.000

Run	Time	6Li	9Be	10B	11B	13C	23Na	25Mg	26Mg
		ppb	ppb	ppb	ppb	ppb	ppb	ppb	ppb
1	14:59:43	77.356%	18.930	50.520	48.900	0.000	101600.000	101200.000	101000.000
2	15:00:26	78.832%	18.940	45.580	48.890	0.000	100200.000	100100.000	99730.000
3	15:01:09	77.272%	19.640	48.280	51.590	0.000	105800.000	105400.000	104500.000
x		77.820%	95.833%	96.258%	99.587%	0.000	102.549%	102.216%	101.732%
σ		0.877%	n/a	n/a	n/a	0.000	n/a	n/a	n/a
%RSD		1.127	2.124	5.138	3.125	0.000	2.860	2.722	2.444

Run	Time	27Al	28Si	37Cl	39K	43Ca	44Ca	45Sc	47Ti
		ppb	ppb	ppb	ppb	ppb	ppb	ppb	ppb
1	14:59:43	96230.000	536.200	0.000	102200.000	101600.000	102400.000	81.330%	2142.000
2	15:00:26	94480.000	531.100	0.000	101000.000	101500.000	101900.000	82.882%	2131.000
3	15:01:09	99300.000	556.600	0.000	106000.000	107000.000	106700.000	81.017%	2241.000
x		96.672%	108.261%	0.000	103.051%	103.359%	103.649%	81.743%	108.567%
σ		n/a	n/a	0.000	n/a	n/a	n/a	0.999%	n/a
%RSD		2.523	2.494	0.000	2.530	3.034	2.567	1.222	2.808

Run	Time	51V	52Cr	55Mn	56Fe	57Fe	59Co	60Ni	63Cu
		ppb	ppb	ppb	ppb	ppb	ppb	ppb	ppb
1	14:59:43	19.770	20.050	21.620	102800.000	102600.000	20.190	19.610	20.850
2	15:00:26	19.930	20.260	21.330	101800.000	101800.000	20.020	19.610	20.930
3	15:01:09	20.540	20.990	22.490	106500.000	106600.000	20.900	20.530	21.790
x		100.385%	102.180%	94.845%	103.696%	103.655%	101.861%	99.587%	105.942%
σ		n/a	n/a	n/a	n/a	n/a	n/a	n/a	n/a
%RSD		2.015	2.410	2.785	2.402	2.514	2.284	2.681	2.460

Run	Time	65Cu	66Zn	68Zn	75As	78Se	82Se	83Kr	88Sr
		ppb	ppb	ppb	ppb	ppb	ppb	ppb	ppb
1	14:59:43	20.910	22.350	21.900	21.890	55.320	54.610	0.000	25.040
2	15:00:26	20.400	23.360	21.530	21.390	56.790	54.440	0.000	25.100
3	15:01:09	21.760	23.830	23.420	22.370	58.130	58.590	0.000	26.150
x		105.116%	92.717%	89.139%	109.424%	113.493%	111.765%	0.000	127.140%
σ		n/a	n/a	n/a	n/a	n/a	n/a	0.000	n/a
%RSD		3.273	3.259	4.484	2.235	2.480	4.199	0.000	2.447

Run	Time	89Y	95Mo	98Mo	103Rh	107Ag	109Ag	111Cd	114Cd
		ppb	ppb	ppb	ppb	ppb	ppb	ppb	ppb
1	14:59:43	83.147%	2126.000	2068.000	78.045%	19.530	19.590	20.230	19.520
2	15:00:26	84.833%	2151.000	2087.000	79.011%	19.620	19.660	20.190	19.820
3	15:01:09	83.359%	2259.000	2194.000	77.477%	20.630	20.470	21.110	20.660
x		83.779%	108.941%	105.805%	78.178%	99.642%	99.524%	102.545%	99.986%
σ		0.918%	n/a	n/a	0.776%	n/a	n/a	n/a	n/a
%RSD		1.096	3.241	3.206	0.992	3.077	2.463	2.545	2.956

Run	Time	115In	118Sn	121Sb	123Sb	135Ba	137Ba	159Tb	165Ho
		ppb	ppb	ppb	ppb	ppb	ppb	ppb	ppb
1	14:59:43	86.469%	101.000	20.370	20.370	19.950	20.410	89.138%	89.215%
2	15:00:26	88.603%	100.800	20.160	20.080	19.600	20.290	92.294%	91.510%
3	15:01:09	87.255%	105.200	21.100	21.270	21.200	20.960	90.369%	89.903%
x		87.442%	102.335%	102.722%	102.879%	101.251%	102.750%	90.600%	90.209%
σ		1.079%	n/a	n/a	n/a	n/a	n/a	1.591%	1.178%
%RSD		1.234	2.431	2.405	3.010	4.166	1.736	1.756	1.306

Run	Time	203Tl	205Tl	206Pb	207Pb	208Pb	209Bi
		ppb	ppb	ppb	ppb	ppb	ppb
1	14:59:43	19.600	19.540	19.920	19.960	19.940	80.159%
2	15:00:26	20.170	20.180	20.470	19.960	20.270	80.975%
3	15:01:09	21.050	21.080	21.190	21.270	21.250	79.904%
x		101.359%	101.333%	102.650%	101.984%	102.429%	80.346%
σ		n/a	n/a	n/a	n/a	n/a	0.559%
%RSD		3.595	3.817	3.107	3.705	3.343	0.696

CCV 735978 4/1/2013 3:03:51 PM

User Pre-dilution: 1.000

Run	Time	6Li	9Be	10B	11B	13C	23Na	25Mg	26Mg
		ppb	ppb	ppb	ppb	ppb	ppb	ppb	ppb
1	15:04:34	73.950%	0.049	6.051	7.276	0.000	105.000	31.230	33.070
2	15:05:16	73.638%	0.035	7.887	7.081	0.000	102.600	32.050	32.380
3	15:05:59	71.075%	-0.001	6.877	7.307	0.000	97.340	31.940	31.080
x		72.888%	0.028	6.938	7.221	0.000	101.700	31.740	32.180
σ		1.578%	0.026	0.919	0.122	0.000	3.940	0.443	1.009
%RSD		2.164	92.230	13.250	1.691	0.000	3.875	1.395	3.136

Run	Time	27Al	28Si	37Cl	39K	43Ca	44Ca	45Sc	47Ti
		ppb	ppb	ppb	ppb	ppb	ppb	ppb	ppb
1	15:04:34	472500.000	19.980	0.000	148.800	309.200	58.450	76.237%	2.149
2	15:05:16	467700.000	20.220	0.000	137.800	309.500	54.890	74.766%	2.010
3	15:05:59	476600.000	20.410	0.000	127.800	272.900	55.060	72.608%	1.785
x		472300.000	20.200	0.000	138.100	297.200	56.130	74.537%	1.981
σ		4435.000	0.217	0.000	10.520	21.070	2.008	1.826%	0.183
%RSD		0.939	1.074	0.000	7.619	7.089	3.578	2.449	9.249

Run	Time	51V	52Cr	55Mn	56Fe	57Fe	59Co	60Ni	63Cu
		ppb	ppb	ppb	ppb	ppb	ppb	ppb	ppb
1	15:04:34	-497.900	19980.000	21210.000	512700.000	533200.000	9.315	9905.000	18550.000
2	15:05:16	-504.800	19960.000	21360.000	510200.000	530300.000	9.325	9799.000	18220.000
3	15:05:59	-495.300	19840.000	21350.000	511700.000	528600.000	9.308	9736.000	18140.000
x		-499.300	19930.000	21310.000	511500.000	530700.000	9.316	9814.000	18300.000
σ		4.911	77.910	87.960	1253.000	2328.000	0.008	85.450	215.000
%RSD		0.984	0.391	0.413	0.245	0.439	0.091	0.871	1.175

Run	Time	65Cu	66Zn	68Zn	75As	78Se	82Se	83Kr	88Sr
		ppb	ppb	ppb	ppb	ppb	ppb	ppb	ppb
1	15:04:34	19250.000	18950.000	19000.000	0.601	8.627	1.422	0.000	0.179
2	15:05:16	18870.000	18830.000	18920.000	0.508	7.987	0.953	0.000	0.161
3	15:05:59	18820.000	18820.000	18910.000	0.539	6.785	1.162	0.000	0.181
x		18980.000	18860.000	18940.000	0.549	7.800	1.179	0.000	0.174
σ		236.000	71.930	47.990	0.047	0.935	0.235	0.000	0.011
%RSD		1.244	0.381	0.253	8.542	11.990	19.940	0.000	6.243

Run	Time	89Y	95Mo	98Mo	103Rh	107Ag	109Ag	111Cd	114Cd
		ppb	ppb	ppb	ppb	ppb	ppb	ppb	ppb
1	15:04:34	78.834%	12.790	12.260	82.875%	0.029	0.022	0.010	0.007
2	15:05:16	78.263%	10.030	9.884	81.349%	0.021	0.024	0.005	0.027
3	15:05:59	76.707%	8.370	8.276	79.096%	0.033	0.022	0.007	0.031
x		77.934%	10.400	10.140	81.107%	0.027	0.023	0.008	0.022
σ		1.101%	2.234	2.003	1.901%	0.006	0.001	0.003	0.012
%RSD		1.413	21.480	19.760	2.344	20.930	4.689	34.600	57.630

Run	Time	115In	118Sn	121Sb	123Sb	135Ba	137Ba	159Tb	165Ho
		ppb	ppb	ppb	ppb	ppb	ppb	ppb	ppb
1	15:04:34	91.626%	0.258	0.781	0.774	14330.000	14550.000	77.969%	82.158%
2	15:05:16	92.763%	0.224	0.786	0.772	14180.000	14300.000	80.281%	83.361%
3	15:05:59	91.008%	0.264	0.796	0.778	14080.000	14280.000	79.868%	83.087%
x		91.799%	0.249	0.788	0.775	14200.000	14370.000	79.373%	82.869%
σ		0.890%	0.022	0.008	0.003	125.400	150.800	1.233%	0.630%
%RSD		0.969	8.763	0.966	0.408	0.883	1.049	1.553	0.760

Run	Time	203Tl	205Tl	206Pb	207Pb	208Pb	209Bi
		ppb	ppb	ppb	ppb	ppb	ppb
1	15:04:34	0.127	0.133	18280.000	19600.000	18860.000	73.847%
2	15:05:16	0.093	0.115	18360.000	19690.000	18950.000	74.912%
3	15:05:59	0.076	0.096	18460.000	19830.000	19020.000	74.723%
x		0.099	0.115	18370.000	19710.000	18950.000	74.494%
σ		0.026	0.019	93.230	116.000	79.180	0.568%
%RSD		26.540	16.280	0.508	0.589	0.418	0.763

CCV 735987 4/1/2013 3:08:40 PM

User Pre-dilution: 1.000

Run	Time	6Li	9Be	10B	11B	13C	23Na	25Mg	26Mg
		ppb	ppb	ppb	ppb	ppb	ppb	ppb	ppb
1	15:09:23	84.576%	0.021	5.035	5.338	0.000	468600.000	933900.000	936200.000
2	15:10:06	84.549%	-0.004	5.745	5.234	0.000	473700.000	944900.000	946000.000
3	15:10:49	81.740%	0.009	5.369	5.113	0.000	484200.000	967500.000	967400.000
x		83.622%	0.009	5.383	5.228	0.000	475500.000	948700.000	949900.000
σ		1.630%	0.013	0.355	0.113	0.000	7993.000	17110.000	15980.000
%RSD		1.949	148.100	6.600	2.158	0.000	1.681	1.803	1.683

Run	Time	27Al	28Si	37Cl	39K	43Ca	44Ca	45Sc	47Ti
		ppb	ppb	ppb	ppb	ppb	ppb	ppb	ppb
1	15:09:23	4.402	20.120	0.000	458600.000	926600.000	944100.000	95.569%	0.875
2	15:10:06	6.614	18.140	0.000	469700.000	942500.000	956900.000	97.461%	0.959
3	15:10:49	306.300	19.900	0.000	480600.000	956600.000	974900.000	95.713%	1.344
x		105.800	19.380	0.000	469600.000	941900.000	958600.000	96.248%	1.059
σ		173.700	1.086	0.000	11010.000	15000.000	15470.000	1.053%	0.250
%RSD		164.200	5.604	0.000	2.345	1.593	1.614	1.094	23.600

Run	Time	51V	52Cr	55Mn	56Fe	57Fe	59Co	60Ni	63Cu
		ppb	ppb	ppb	ppb	ppb	ppb	ppb	ppb
1	15:09:23	-0.131	0.035	0.442	33.730	2307.000	0.619	-6.423	10.380
2	15:10:06	-0.092	0.190	0.535	30.160	2272.000	0.638	-6.933	11.560
3	15:10:49	-0.206	11.080	11.920	309.500	2649.000	0.681	-1.722	21.790
x		-0.143	3.769	4.297	124.500	2409.000	0.646	-5.026	14.580
σ		0.058	6.334	6.598	160.300	207.900	0.032	2.873	6.278
%RSD		40.450	168.100	153.500	128.800	8.628	5.002	57.160	43.070

Run	Time	65Cu	66Zn	68Zn	75As	78Se	82Se	83Kr	88Sr
		ppb	ppb	ppb	ppb	ppb	ppb	ppb	ppb
1	15:09:23	1.536	3.081	2.314	0.102	32.860	0.360	0.000	37.250
2	15:10:06	1.751	3.393	2.483	0.213	38.600	0.599	0.000	37.880
3	15:10:49	11.200	11.730	11.150	0.287	41.420	0.943	0.000	38.600
x		4.829	6.067	5.315	0.201	37.630	0.634	0.000	37.910
σ		5.519	4.904	5.053	0.093	4.358	0.293	0.000	0.678
%RSD		114.300	80.830	95.060	46.430	11.580	46.230	0.000	1.789

Run	Time	89Y	95Mo	98Mo	103Rh	107Ag	109Ag	111Cd	114Cd
		ppb	ppb	ppb	ppb	ppb	ppb	ppb	ppb
1	15:09:23	98.667%	5.263	3.648	79.501%	0.073	0.061	0.103	0.066
2	15:10:06	100.374%	5.334	3.342	80.815%	0.067	0.062	0.039	0.023
3	15:10:49	99.062%	5.464	3.253	78.884%	0.069	0.075	0.042	0.033
x		99.368%	5.354	3.414	79.733%	0.070	0.066	0.061	0.041
σ		0.894%	0.102	0.207	0.987%	0.003	0.008	0.036	0.023
%RSD		0.899	1.904	6.073	1.237	4.788	11.610	58.890	56.110

Run	Time	115In	118Sn	121Sb	123Sb	135Ba	137Ba	159Tb	165Ho
		ppb	ppb	ppb	ppb	ppb	ppb	ppb	ppb
1	15:09:23	89.782%	0.133	0.039	0.044	1.430	1.283	94.939%	95.461%
2	15:10:06	92.608%	0.136	0.034	0.035	1.458	1.409	97.228%	97.592%
3	15:10:49	91.548%	0.182	0.048	0.041	10.230	10.480	95.888%	96.191%
x		91.313%	0.150	0.041	0.040	4.374	4.391	96.018%	96.415%
σ		1.427%	0.028	0.007	0.004	5.075	5.275	1.150%	1.083%
%RSD		1.563	18.420	17.770	11.200	116.000	120.100	1.198	1.123

Run	Time	203Tl	205Tl	206Pb	207Pb	208Pb	209Bi
		ppb	ppb	ppb	ppb	ppb	ppb
1	15:09:23	0.059	0.060	0.661	0.641	0.672	69.626%
2	15:10:06	0.058	0.050	0.772	0.764	0.780	71.245%
3	15:10:49	0.060	0.054	12.970	13.900	13.470	70.428%
x		0.059	0.055	4.800	5.101	4.974	70.433%
σ		0.001	0.005	7.073	7.618	7.359	0.810%
%RSD		1.818	8.850	147.400	149.300	147.900	1.150

CCV 781130 4/1/2013 3:13:29 PM QC Status: PASS (Initial: PASS)

User Pre-dilution: 1.000

Run	Time	6Li	9Be	10B	11B	13C	23Na	25Mg	26Mg
		ppb	ppb	ppb	ppb	ppb	ppb	ppb	ppb
1	15:14:12	88.962%	110.200	95.620	93.220	0.000	50040.000	50330.000	50820.000
2	15:14:55	90.098%	107.300	98.490	94.720	0.000	50350.000	50550.000	51230.000
3	15:15:38	89.678%	106.400	96.110	95.030	0.000	49500.000	49660.000	50100.000
x		89.580%	107.938%	96.739%	94.324%	0.000	99.927%	100.359%	101.434%
σ		0.574%	n/a	n/a	n/a	0.000	n/a	n/a	n/a
%RSD		0.641	1.829	1.592	1.023	0.000	0.854	0.927	1.125

Run	Time	27Al	28Si	37Cl	39K	43Ca	44Ca	45Sc	47Ti
		ppb	ppb	ppb	ppb	ppb	ppb	ppb	ppb
1	15:14:12	521.600	5216.000	0.000	50720.000	48800.000	49160.000	102.315%	99.050
2	15:14:55	520.400	5202.000	0.000	50490.000	49430.000	49220.000	103.835%	98.740
3	15:15:38	514.400	5073.000	0.000	49770.000	48130.000	48570.000	105.782%	95.180
x		103.764%	103.276%	0.000	100.650%	97.573%	97.963%	103.977%	97.657%
σ		n/a	n/a	0.000	n/a	n/a	n/a	1.738%	n/a
%RSD		0.743	1.523	0.000	0.980	1.333	0.736	1.672	2.202

Run	Time	51V	52Cr	55Mn	56Fe	57Fe	59Co	60Ni	63Cu
		ppb	ppb	ppb	ppb	ppb	ppb	ppb	ppb
1	15:14:12	97.780	98.060	504.800	24790.000	25900.000	100.000	102.100	103.000
2	15:14:55	98.720	99.100	508.600	24700.000	26020.000	100.200	101.400	102.900
3	15:15:38	96.210	96.630	486.600	24120.000	25420.000	97.750	98.510	100.400
x		97.567%	97.932%	99.999%	98.153%	103.119%	99.339%	100.691%	102.109%
σ		n/a	n/a	n/a	n/a	n/a	n/a	n/a	n/a
%RSD		1.300	1.268	2.348	1.489	1.220	1.392	1.906	1.422

Run	Time	65Cu	66Zn	68Zn	75As	78Se	82Se	83Kr	88Sr
		ppb	ppb	ppb	ppb	ppb	ppb	ppb	ppb
1	15:14:12	102.900	107.900	106.800	101.900	102.900	102.500	0.000	97.620
2	15:14:55	103.900	107.700	108.100	102.900	104.500	103.500	0.000	98.590
3	15:15:38	101.100	105.900	106.500	101.000	103.100	102.200	0.000	97.340
x		102.642%	107.178%	107.158%	101.938%	103.532%	102.724%	0.000	97.851%
σ		n/a	n/a	n/a	n/a	n/a	n/a	0.000	n/a
%RSD		1.365	1.012	0.787	0.922	0.830	0.689	0.000	0.671

Run	Time	89Y	95Mo	98Mo	103Rh	107Ag	109Ag	111Cd	114Cd
		ppb	ppb	ppb	ppb	ppb	ppb	ppb	ppb
1	15:14:12	101.120%	99.930	101.100	93.658%	100.000	99.900	98.870	98.620
2	15:14:55	103.525%	102.200	105.500	95.071%	100.500	100.800	99.770	99.500
3	15:15:38	105.170%	103.100	104.400	96.371%	98.740	99.040	97.810	97.510
x		103.271%	101.737%	103.683%	95.034%	99.749%	99.904%	98.816%	98.544%
σ		2.037%	n/a	n/a	1.357%	n/a	n/a	n/a	n/a
%RSD		1.972	1.594	2.202	1.428	0.903	0.870	0.995	1.015

Run	Time	115In	118Sn	121Sb	123Sb	135Ba	137Ba	159Tb	165Ho
		ppb	ppb	ppb	ppb	ppb	ppb	ppb	ppb
1	15:14:12	98.409%	96.200	96.070	95.320	99.690	99.360	100.987%	100.882%
2	15:14:55	100.991%	96.650	96.290	95.700	99.750	99.470	104.248%	104.023%
3	15:15:38	102.641%	95.270	95.320	94.540	98.810	98.370	104.542%	105.061%
x		100.680%	96.040%	95.892%	95.186%	99.416%	99.067%	103.259%	103.322%
σ		2.133%	n/a	n/a	n/a	n/a	n/a	1.973%	2.176%
%RSD		2.118	0.736	0.527	0.618	0.531	0.614	1.911	2.106

Run	Time	203Tl	205Tl	206Pb	207Pb	208Pb	209Bi
		ppb	ppb	ppb	ppb	ppb	ppb
1	15:14:12	95.470	95.290	95.640	95.450	95.480	89.910%
2	15:14:55	97.640	97.590	97.390	97.390	97.400	91.369%
3	15:15:38	95.450	95.940	96.750	96.530	96.390	93.388%
x		96.186%	96.273%	96.595%	96.459%	96.425%	91.555%
σ		n/a	n/a	n/a	n/a	n/a	1.747%
%RSD		1.307	1.232	0.920	1.009	0.998	1.908

CCB1 4/1/2013 3:19:48 PM QC Status: PASS (Initial: PASS)

User Pre-dilution: 1.000

Run	Time	6Li	9Be	10B	11B	13C	23Na	25Mg	26Mg
		ppb	ppb	ppb	ppb	ppb	ppb	ppb	ppb
1	15:20:31	116.761%	0.014	0.738	0.602	0.000	30.530	4.238	3.964
2	15:21:14	119.040%	-0.019	0.367	0.637	0.000	29.510	3.238	3.243
3	15:21:57	119.118%	-0.014	0.336	0.439	0.000	27.880	2.577	2.558
x		118.306%	-0.007	0.480	0.559	0.000	29.310	3.351	3.255
σ		1.339%	0.018	0.224	0.106	0.000	1.338	0.836	0.703
%RSD		1.132	269.500	46.580	18.900	0.000	4.566	24.960	21.590

Run	Time	27Al	28Si	37Cl	39K	43Ca	44Ca	45Sc	47Ti
		ppb	ppb	ppb	ppb	ppb	ppb	ppb	ppb
1	15:20:31	2.425	-1.838	0.000	59.560	4.560	5.275	115.222%	0.071
2	15:21:14	2.111	-2.416	0.000	51.780	5.874	4.720	117.159%	0.123
3	15:21:57	1.871	-2.270	0.000	44.810	5.887	4.556	116.948%	0.045
x		2.136	-2.175	0.000	52.050	5.440	4.850	116.443%	0.080
σ		0.278	0.301	0.000	7.378	0.762	0.377	1.063%	0.040
%RSD		12.990	13.820	0.000	14.170	14.010	7.767	0.913	49.750

Run	Time	51V	52Cr	55Mn	56Fe	57Fe	59Co	60Ni	63Cu
		ppb	ppb	ppb	ppb	ppb	ppb	ppb	ppb
1	15:20:31	-0.013	0.112	0.073	-2.041	4.770	-0.003	0.039	1.126
2	15:21:14	-0.052	0.106	0.066	-3.261	3.985	-0.004	0.040	1.120
3	15:21:57	-0.018	0.099	0.062	-4.672	3.060	-0.003	0.048	1.064
x		-0.028	0.106	0.067	-3.325	3.938	-0.004	0.042	1.103
σ		0.021	0.006	0.006	1.316	0.856	0.001	0.005	0.034
%RSD		74.390	5.971	8.593	39.590	21.730	16.420	10.860	3.091

Run	Time	65Cu	66Zn	68Zn	75As	78Se	82Se	83Kr	88Sr
		ppb	ppb	ppb	ppb	ppb	ppb	ppb	ppb
1	15:20:31	0.347	0.567	0.659	-0.015	3.529	-0.056	0.000	0.016
2	15:21:14	0.317	0.508	0.624	-0.210	3.524	-0.459	0.000	0.019
3	15:21:57	0.290	0.539	0.562	-0.214	3.150	-0.461	0.000	0.015
x		0.318	0.538	0.615	-0.146	3.401	-0.325	0.000	0.017
σ		0.028	0.029	0.049	0.114	0.217	0.233	0.000	0.002
%RSD		8.858	5.423	7.984	77.540	6.386	71.820	0.000	12.970

Run	Time	89Y	95Mo	98Mo	103Rh	107Ag	109Ag	111Cd	114Cd
		ppb	ppb	ppb	ppb	ppb	ppb	ppb	ppb
1	15:20:31	91.040%	1.153	0.993	86.875%	0.019	0.023	0.039	0.023
2	15:21:14	92.388%	1.016	0.957	88.458%	0.012	0.011	-0.036	-0.020
3	15:21:57	92.691%	0.769	0.774	88.597%	0.011	0.013	0.002	0.002
x		92.040%	0.979	0.908	87.977%	0.014	0.016	0.002	0.002
σ		0.879%	0.195	0.117	0.957%	0.004	0.006	0.037	0.022
%RSD		0.955	19.920	12.940	1.087	30.780	38.620	2055.000	1372.000

Run	Time	115In	118Sn	121Sb	123Sb	135Ba	137Ba	159Tb	165Ho
		ppb	ppb	ppb	ppb	ppb	ppb	ppb	ppb
1	15:20:31	86.879%	0.186	0.019	0.038	0.049	0.060	89.438%	89.545%
2	15:21:14	89.204%	0.175	0.010	0.019	0.097	0.061	92.390%	92.063%
3	15:21:57	89.726%	0.139	0.014	0.024	0.068	0.057	91.928%	92.166%
x		88.603%	0.167	0.014	0.027	0.071	0.060	91.252%	91.258%
σ		1.516%	0.025	0.004	0.010	0.024	0.002	1.588%	1.484%
%RSD		1.710	14.870	29.320	35.280	33.860	3.457	1.740	1.626

Run	Time	203Tl	205Tl	206Pb	207Pb	208Pb	209Bi
		ppb	ppb	ppb	ppb	ppb	ppb
1	15:20:31	0.013	0.011	0.110	0.126	0.112	94.323%
2	15:21:14	0.003	0.007	0.094	0.110	0.100	94.883%
3	15:21:57	0.006	0.006	0.086	0.089	0.083	95.965%
x		0.007	0.008	0.097	0.108	0.098	95.057%
σ		0.005	0.003	0.012	0.019	0.014	0.835%
%RSD		66.250	34.550	12.440	17.240	14.720	0.878

MB 180-66565/1-A 4/1/2013 3:24:38 PM

User Pre-dilution: 1.000

Run	Time	6Li	9Be	10B	11B	13C	23Na	25Mg	26Mg
		ppb	ppb	ppb	ppb	ppb	ppb	ppb	ppb
1	15:25:21	114.330%	0.010	0.428	0.267	0.000	60.770	3.564	2.877
2	15:26:04	114.996%	-0.014	0.275	0.296	0.000	69.090	2.902	2.907
3	15:26:47	116.166%	-0.005	0.171	0.130	0.000	72.410	3.182	3.230
x		115.164%	-0.003	0.291	0.231	0.000	67.430	3.216	3.005
σ		0.929%	0.012	0.130	0.089	0.000	5.996	0.332	0.196
%RSD		0.807	406.100	44.520	38.440	0.000	8.893	10.320	6.508

Run	Time	27Al	28Si	37Cl	39K	43Ca	44Ca	45Sc	47Ti
		ppb	ppb	ppb	ppb	ppb	ppb	ppb	ppb
1	15:25:21	4.688	10.930	0.000	40.170	4.266	6.851	106.981%	0.054
2	15:26:04	4.704	12.070	0.000	41.440	5.757	7.151	107.864%	0.044
3	15:26:47	4.392	13.620	0.000	40.270	11.930	9.298	107.704%	0.028
x		4.594	12.210	0.000	40.630	7.319	7.767	107.516%	0.042
σ		0.176	1.348	0.000	0.707	4.066	1.335	0.471%	0.013
%RSD		3.823	11.050	0.000	1.741	55.560	17.190	0.438	31.530

Run	Time	51V	52Cr	55Mn	56Fe	57Fe	59Co	60Ni	63Cu
		ppb	ppb	ppb	ppb	ppb	ppb	ppb	ppb
1	15:25:21	-0.002	0.170	0.338	2.164	5.766	-0.000	0.102	0.923
2	15:26:04	0.062	0.194	0.307	0.826	5.622	-0.004	0.118	0.777
3	15:26:47	-0.085	0.192	0.298	1.055	6.583	-0.005	0.141	0.798
x		-0.008	0.186	0.314	1.348	5.990	-0.003	0.120	0.833
σ		0.074	0.013	0.021	0.716	0.518	0.002	0.020	0.079
%RSD		885.300	7.183	6.659	53.110	8.646	76.190	16.210	9.449

Run	Time	65Cu	66Zn	68Zn	75As	78Se	82Se	83Kr	88Sr
		ppb	ppb	ppb	ppb	ppb	ppb	ppb	ppb
1	15:25:21	0.351	0.802	0.807	-0.083	1.024	-0.141	0.000	0.024
2	15:26:04	0.271	0.708	0.787	-0.057	0.990	-0.026	0.000	0.023
3	15:26:47	0.324	0.865	0.944	-0.049	1.044	-0.014	0.000	0.021
x		0.315	0.792	0.846	-0.063	1.020	-0.060	0.000	0.023
σ		0.041	0.079	0.085	0.018	0.028	0.070	0.000	0.001
%RSD		12.890	9.947	10.100	28.050	2.702	116.300	0.000	5.389

Run	Time	89Y	95Mo	98Mo	103Rh	107Ag	109Ag	111Cd	114Cd
		ppb	ppb	ppb	ppb	ppb	ppb	ppb	ppb
1	15:25:21	93.014%	0.215	0.200	91.397%	0.004	0.005	-0.012	-0.008
2	15:26:04	95.405%	0.245	0.186	92.816%	0.004	0.009	-0.024	-0.009
3	15:26:47	95.511%	0.204	0.199	92.578%	0.000	0.011	0.000	0.007
x		94.644%	0.221	0.195	92.264%	0.003	0.008	-0.012	-0.003
σ		1.412%	0.021	0.008	0.760%	0.002	0.003	0.012	0.009
%RSD		1.492	9.467	3.995	0.823	75.770	40.540	99.700	283.400

Run	Time	115In	118Sn	121Sb	123Sb	135Ba	137Ba	159Tb	165Ho
		ppb	ppb	ppb	ppb	ppb	ppb	ppb	ppb
1	15:25:21	90.713%	0.029	0.001	0.002	0.216	0.200	92.499%	92.848%
2	15:26:04	93.182%	-0.004	0.002	0.015	0.160	0.166	95.779%	95.458%
3	15:26:47	92.750%	0.028	0.002	0.013	0.171	0.179	95.798%	96.114%
x		92.215%	0.018	0.002	0.010	0.182	0.181	94.692%	94.807%
σ		1.318%	0.019	0.001	0.007	0.029	0.017	1.899%	1.728%
%RSD		1.430	104.800	57.860	68.520	16.040	9.396	2.005	1.822

Run	Time	203Tl	205Tl	206Pb	207Pb	208Pb	209Bi
		ppb	ppb	ppb	ppb	ppb	ppb
1	15:25:21	0.007	0.003	0.244	0.256	0.243	95.786%
2	15:26:04	0.001	-0.001	0.234	0.244	0.231	99.361%
3	15:26:47	0.001	0.000	0.229	0.226	0.234	98.704%
x		0.003	0.001	0.235	0.242	0.236	97.950%
σ		0.004	0.002	0.008	0.015	0.007	1.903%
%RSD		120.600	318.200	3.185	6.225	2.792	1.943

LCS 180-66565/2-A 4/1/2013 3:29:24 PM

User Pre-dilution: 1.000

Run	Time	6Li	9Be	10B	11B	13C	23Na	25Mg	26Mg
		ppb	ppb	ppb	ppb	ppb	ppb	ppb	ppb
1	15:30:07	88.630%	47.250	901.900	924.900	0.000	45690.000	45620.000	45270.000
2	15:30:50	86.668%	47.510	923.300	946.500	0.000	45320.000	45670.000	44900.000
3	15:31:33	86.540%	44.510	888.700	922.600	0.000	43560.000	43500.000	43140.000
x		87.280%	46.420	904.600	931.300	0.000	44860.000	44930.000	44440.000
σ		1.172%	1.660	17.450	13.190	0.000	1140.000	1241.000	1138.000
%RSD		1.342	3.575	1.929	1.417	0.000	2.542	2.761	2.562

Run	Time	27Al	28Si	37Cl	39K	43Ca	44Ca	45Sc	47Ti
		ppb	ppb	ppb	ppb	ppb	ppb	ppb	ppb
1	15:30:07	1724.000	8417.000	0.000	46040.000	46650.000	46910.000	80.506%	920.100
2	15:30:50	1686.000	8299.000	0.000	45120.000	46080.000	46380.000	76.605%	912.700
3	15:31:33	1617.000	7927.000	0.000	43540.000	44540.000	44500.000	75.870%	890.300
x		1675.000	8214.000	0.000	44900.000	45760.000	45930.000	77.660%	907.700
σ		54.510	255.700	0.000	1266.000	1093.000	1263.000	2.492%	15.510
%RSD		3.254	3.113	0.000	2.820	2.388	2.749	3.209	1.709

Run	Time	51V	52Cr	55Mn	56Fe	57Fe	59Co	60Ni	63Cu
		ppb	ppb	ppb	ppb	ppb	ppb	ppb	ppb
1	15:30:07	463.600	184.000	487.400	961.500	1055.000	454.800	456.400	228.400
2	15:30:50	463.500	185.300	491.400	951.900	1065.000	458.400	455.000	229.400
3	15:31:33	446.100	179.200	476.400	915.400	1017.000	441.200	443.000	222.700
x		457.800	182.800	485.100	942.900	1046.000	451.500	451.500	226.800
σ		10.080	3.256	7.771	24.310	24.960	9.050	7.387	3.620
%RSD		2.202	1.781	1.602	2.578	2.387	2.005	1.636	1.596

Run	Time	65Cu	66Zn	68Zn	75As	78Se	82Se	83Kr	88Sr
		ppb	ppb	ppb	ppb	ppb	ppb	ppb	ppb
1	15:30:07	230.800	480.200	488.700	36.670	15.340	10.380	0.000	884.800
2	15:30:50	231.700	486.600	488.100	35.810	11.410	10.370	0.000	874.700
3	15:31:33	223.300	477.300	479.400	35.630	10.100	9.913	0.000	851.600
x		228.600	481.400	485.400	36.030	12.280	10.220	0.000	870.400
σ		4.604	4.726	5.227	0.557	2.726	0.265	0.000	17.040
%RSD		2.014	0.982	1.077	1.545	22.190	2.589	0.000	1.958

Run	Time	89Y	95Mo	98Mo	103Rh	107Ag	109Ag	111Cd	114Cd
		ppb	ppb	ppb	ppb	ppb	ppb	ppb	ppb
1	15:30:07	80.111%	950.100	972.100	74.174%	47.340	47.650	49.020	46.890
2	15:30:50	77.702%	965.200	984.100	70.742%	47.740	48.120	48.880	46.430
3	15:31:33	75.860%	943.600	961.600	69.660%	46.540	46.840	47.430	45.820
x		77.891%	953.000	972.600	71.525%	47.210	47.540	48.440	46.380
σ		2.131%	11.050	11.260	2.357%	0.615	0.652	0.884	0.537
%RSD		2.736	1.160	1.158	3.295	1.302	1.371	1.825	1.158

Run	Time	115In	118Sn	121Sb	123Sb	135Ba	137Ba	159Tb	165Ho
		ppb	ppb	ppb	ppb	ppb	ppb	ppb	ppb
1	15:30:07	79.924%	1777.000	462.000	467.000	1823.000	1820.000	86.189%	86.741%
2	15:30:50	76.773%	1784.000	475.900	471.800	1827.000	1817.000	84.821%	85.538%
3	15:31:33	76.145%	1716.000	457.300	455.700	1754.000	1748.000	83.431%	83.972%
x		77.614%	1759.000	465.100	464.800	1801.000	1795.000	84.814%	85.417%
σ		2.025%	37.240	9.654	8.244	40.920	40.920	1.379%	1.389%
%RSD		2.609	2.117	2.076	1.773	2.272	2.280	1.626	1.626

Run	Time	203Tl	205Tl	206Pb	207Pb	208Pb	209Bi
		ppb	ppb	ppb	ppb	ppb	ppb
1	15:30:07	43.580	43.510	17.530	19.040	18.180	78.659%
2	15:30:50	44.300	44.640	17.590	18.870	18.290	77.445%
3	15:31:33	43.470	43.530	17.280	18.510	17.840	76.959%
x		43.780	43.890	17.470	18.810	18.100	77.688%
σ		0.454	0.644	0.166	0.272	0.235	0.876%
%RSD		1.037	1.468	0.951	1.448	1.298	1.127

LCSD 180-66565/3-A 4/1/2013 3:34:12 PM

User Pre-dilution: 1.000

Run	Time	6Li	9Be	10B	11B	13C	23Na	25Mg	26Mg
		ppb	ppb	ppb	ppb	ppb	ppb	ppb	ppb
1	15:34:54	86.941%	46.920	939.300	957.000	0.000	45330.000	45350.000	44910.000
2	15:35:37	89.098%	45.680	931.600	962.900	0.000	45030.000	44910.000	44530.000
3	15:36:20	89.477%	46.480	950.500	969.000	0.000	45050.000	45110.000	44620.000
x		88.505%	46.360	940.500	963.000	0.000	45140.000	45120.000	44690.000
σ		1.368%	0.631	9.541	5.958	0.000	164.900	224.600	196.300
%RSD		1.545	1.361	1.015	0.619	0.000	0.365	0.498	0.439

Run	Time	27Al	28Si	37Cl	39K	43Ca	44Ca	45Sc	47Ti
		ppb	ppb	ppb	ppb	ppb	ppb	ppb	ppb
1	15:34:54	1868.000	8218.000	0.000	45250.000	46880.000	47910.000	74.469%	909.800
2	15:35:37	1819.000	8070.000	0.000	44980.000	46380.000	46200.000	75.597%	904.000
3	15:36:20	1837.000	8057.000	0.000	44660.000	46200.000	46240.000	75.102%	921.500
x		1841.000	8115.000	0.000	44960.000	46490.000	46780.000	75.056%	911.800
σ		24.570	89.530	0.000	297.700	353.400	978.600	0.565%	8.938
%RSD		1.334	1.103	0.000	0.662	0.760	2.092	0.753	0.980

Run	Time	51V	52Cr	55Mn	56Fe	57Fe	59Co	60Ni	63Cu
		ppb	ppb	ppb	ppb	ppb	ppb	ppb	ppb
1	15:34:54	463.600	185.200	489.800	952.800	1080.000	457.100	453.600	232.100
2	15:35:37	461.400	184.500	489.700	947.000	1060.000	454.200	449.500	228.700
3	15:36:20	463.300	184.400	492.300	951.200	1058.000	452.800	450.500	228.000
x		462.800	184.700	490.600	950.300	1066.000	454.700	451.200	229.600
σ		1.198	0.451	1.482	3.017	12.070	2.188	2.141	2.161
%RSD		0.259	0.244	0.302	0.318	1.132	0.481	0.474	0.941

Run	Time	65Cu	66Zn	68Zn	75As	78Se	82Se	83Kr	88Sr
		ppb	ppb	ppb	ppb	ppb	ppb	ppb	ppb
1	15:34:54	231.000	488.700	489.700	37.170	10.650	10.210	0.000	873.500
2	15:35:37	230.700	487.700	489.500	36.520	10.430	10.140	0.000	873.500
3	15:36:20	230.100	490.400	491.500	36.070	10.370	10.610	0.000	878.200
x		230.600	489.000	490.200	36.590	10.480	10.320	0.000	875.100
σ		0.422	1.340	1.079	0.552	0.148	0.252	0.000	2.685
%RSD		0.183	0.274	0.220	1.509	1.416	2.440	0.000	0.307

Run	Time	89Y	95Mo	98Mo	103Rh	107Ag	109Ag	111Cd	114Cd
		ppb	ppb	ppb	ppb	ppb	ppb	ppb	ppb
1	15:34:54	74.599%	954.800	968.600	68.816%	48.140	48.370	48.380	47.190
2	15:35:37	75.578%	962.400	983.400	69.189%	47.900	47.770	49.120	47.250
3	15:36:20	75.426%	971.000	995.100	68.420%	48.010	48.790	50.210	47.680
x		75.201%	962.700	982.400	68.808%	48.020	48.310	49.240	47.370
σ		0.527%	8.129	13.280	0.385%	0.123	0.515	0.919	0.266
%RSD		0.701	0.844	1.352	0.559	0.256	1.066	1.867	0.562

Run	Time	115In	118Sn	121Sb	123Sb	135Ba	137Ba	159Tb	165Ho
		ppb	ppb	ppb	ppb	ppb	ppb	ppb	ppb
1	15:34:54	73.352%	1791.000	472.900	468.700	1810.000	1802.000	80.740%	81.316%
2	15:35:37	75.852%	1746.000	466.500	464.000	1793.000	1783.000	83.512%	84.002%
3	15:36:20	75.491%	1772.000	467.200	468.500	1814.000	1801.000	83.067%	84.012%
x		74.898%	1770.000	468.800	467.100	1806.000	1795.000	82.440%	83.110%
σ		1.351%	22.560	3.517	2.655	11.160	10.930	1.489%	1.554%
%RSD		1.804	1.275	0.750	0.568	0.618	0.609	1.806	1.869

Run	Time	203Tl	205Tl	206Pb	207Pb	208Pb	209Bi
		ppb	ppb	ppb	ppb	ppb	ppb
1	15:34:54	43.910	43.940	17.580	18.930	18.170	74.799%
2	15:35:37	44.780	45.070	17.800	19.080	18.310	75.912%
3	15:36:20	45.280	45.570	17.810	19.170	18.510	75.984%
x		44.660	44.860	17.730	19.060	18.330	75.565%
σ		0.697	0.838	0.130	0.120	0.169	0.664%
%RSD		1.561	1.868	0.731	0.630	0.922	0.879

240-21987-I-1-A 4/1/2013 3:42:23 PM

User Pre-dilution: 1.000

Run	Time	6Li	9Be	10B	11B	13C	23Na	25Mg	26Mg
		ppb	ppb	ppb	ppb	ppb	ppb	ppb	ppb
1	15:43:06	83.429%	0.022	118.100	123.100	0.000	37060.000	27270.000	26980.000
2	15:43:49	84.549%	0.015	114.000	120.500	0.000	36680.000	26900.000	26430.000
3	15:44:32	83.947%	0.022	115.600	120.100	0.000	36320.000	26510.000	26340.000
x		83.975%	0.020	115.900	121.200	0.000	36690.000	26890.000	26580.000
σ		0.561%	0.004	2.064	1.635	0.000	369.200	382.400	346.300
%RSD		0.668	19.860	1.781	1.349	0.000	1.006	1.422	1.303

Run	Time	27Al	28Si	37Cl	39K	43Ca	44Ca	45Sc	47Ti
		ppb	ppb	ppb	ppb	ppb	ppb	ppb	ppb
1	15:43:06	2.122	4118.000	0.000	2483.000	64060.000	65530.000	71.786%	0.780
2	15:43:49	2.038	4003.000	0.000	2458.000	63680.000	65570.000	71.134%	0.762
3	15:44:32	1.913	4151.000	0.000	2431.000	63940.000	65340.000	70.763%	0.856
x		2.025	4091.000	0.000	2457.000	63890.000	65480.000	71.228%	0.799
σ		0.105	77.420	0.000	25.810	194.600	123.800	0.518%	0.050
%RSD		5.175	1.893	0.000	1.050	0.304	0.189	0.727	6.197

Run	Time	51V	52Cr	55Mn	56Fe	57Fe	59Co	60Ni	63Cu
		ppb	ppb	ppb	ppb	ppb	ppb	ppb	ppb
1	15:43:06	-0.099	1.437	94.130	480.600	585.800	0.049	-0.245	1.735
2	15:43:49	-0.016	1.224	94.730	484.100	596.900	0.060	-0.278	1.707
3	15:44:32	0.004	1.184	94.510	477.400	581.800	0.054	-0.309	1.600
x		-0.037	1.282	94.460	480.700	588.200	0.054	-0.277	1.681
σ		0.055	0.136	0.300	3.386	7.816	0.006	0.032	0.071
%RSD		147.100	10.610	0.318	0.705	1.329	10.410	11.530	4.233

Run	Time	65Cu	66Zn	68Zn	75As	78Se	82Se	83Kr	88Sr
		ppb	ppb	ppb	ppb	ppb	ppb	ppb	ppb
1	15:43:06	1.328	5.077	5.326	0.956	0.248	0.204	0.000	459.600
2	15:43:49	1.518	4.998	5.574	0.262	0.220	0.102	0.000	462.100
3	15:44:32	1.480	5.132	5.378	0.206	-0.067	-0.184	0.000	462.400
x		1.442	5.069	5.426	0.475	0.134	0.041	0.000	461.400
σ		0.101	0.068	0.131	0.417	0.175	0.201	0.000	1.506
%RSD		6.977	1.335	2.409	87.940	130.700	496.000	0.000	0.326

Run	Time	89Y	95Mo	98Mo	103Rh	107Ag	109Ag	111Cd	114Cd
		ppb	ppb	ppb	ppb	ppb	ppb	ppb	ppb
1	15:43:06	72.497%	1.210	1.218	68.555%	0.007	0.000	-0.074	-0.036
2	15:43:49	72.753%	1.167	1.134	67.555%	0.007	0.006	-0.100	-0.077
3	15:44:32	72.177%	0.793	0.894	68.846%	0.002	0.000	-0.073	-0.086
x		72.476%	1.057	1.082	68.319%	0.005	0.002	-0.082	-0.066
σ		0.288%	0.229	0.168	0.677%	0.003	0.004	0.015	0.027
%RSD		0.398	21.690	15.510	0.991	50.720	145.000	18.310	40.510

Run	Time	115In	118Sn	121Sb	123Sb	135Ba	137Ba	159Tb	165Ho
		ppb	ppb	ppb	ppb	ppb	ppb	ppb	ppb
1	15:43:06	71.785%	7.783	0.080	0.088	41.060	40.720	78.088%	78.802%
2	15:43:49	72.733%	7.201	0.065	0.093	40.390	41.130	80.058%	81.436%
3	15:44:32	72.696%	6.475	0.078	0.073	40.770	40.010	80.403%	81.122%
x		72.405%	7.153	0.075	0.085	40.740	40.620	79.516%	80.453%
σ		0.537%	0.655	0.008	0.010	0.340	0.563	1.249%	1.439%
%RSD		0.742	9.163	10.750	11.900	0.835	1.387	1.571	1.788

Run	Time	203Tl	205Tl	206Pb	207Pb	208Pb	209Bi
		ppb	ppb	ppb	ppb	ppb	ppb
1	15:43:06	0.113	0.126	-0.009	0.001	-0.002	75.552%
2	15:43:49	0.099	0.114	-0.007	0.000	-0.005	77.006%
3	15:44:32	0.104	0.091	-0.009	-0.010	-0.007	76.358%
x		0.105	0.110	-0.009	-0.003	-0.005	76.305%
σ		0.007	0.018	0.002	0.006	0.002	0.728%
%RSD		6.970	15.930	18.060	216.600	44.490	0.954

240-21987-I-1-A SD@5 4/1/2013 3:47:10 PM

User Pre-dilution: 1.000

Run	Time	6Li	9Be	10B	11B	13C	23Na	25Mg	26Mg
		ppb	ppb	ppb	ppb	ppb	ppb	ppb	ppb
1	15:47:53	78.951%	0.004	27.020	28.050	0.000	7171.000	5322.000	5327.000
2	15:48:36	78.314%	0.011	26.820	28.640	0.000	7339.000	5489.000	5491.000
3	15:49:19	77.659%	0.012	25.840	28.480	0.000	7411.000	5528.000	5511.000
x		78.308%	0.009	26.560	28.390	0.000	7307.000	5446.000	5443.000
σ		0.646%	0.004	0.633	0.305	0.000	123.300	109.200	101.100
%RSD		0.825	46.990	2.385	1.074	0.000	1.687	2.006	1.857

Run	Time	27Al	28Si	37Cl	39K	43Ca	44Ca	45Sc	47Ti
		ppb	ppb	ppb	ppb	ppb	ppb	ppb	ppb
1	15:47:53	-0.016	846.700	0.000	476.300	12140.000	12660.000	71.701%	0.128
2	15:48:36	0.113	858.400	0.000	484.800	12310.000	12960.000	69.869%	0.210
3	15:49:19	0.092	866.700	0.000	494.700	12730.000	13180.000	68.650%	0.122
x		0.063	857.200	0.000	485.300	12390.000	12930.000	70.073%	0.153
σ		0.069	10.060	0.000	9.214	303.900	262.100	1.536%	0.049
%RSD		109.900	1.173	0.000	1.899	2.453	2.027	2.192	31.890

Run	Time	51V	52Cr	55Mn	56Fe	57Fe	59Co	60Ni	63Cu
		ppb	ppb	ppb	ppb	ppb	ppb	ppb	ppb
1	15:47:53	0.326	0.383	18.300	92.920	118.500	0.007	-0.094	0.361
2	15:48:36	0.180	0.404	18.690	94.120	117.800	0.004	-0.074	0.349
3	15:49:19	0.309	0.411	19.070	96.170	122.100	0.010	-0.062	0.418
x		0.272	0.400	18.690	94.400	119.400	0.007	-0.076	0.376
σ		0.080	0.015	0.386	1.642	2.344	0.003	0.016	0.037
%RSD		29.280	3.723	2.067	1.739	1.962	43.150	21.110	9.862

Run	Time	65Cu	66Zn	68Zn	75As	78Se	82Se	83Kr	88Sr
		ppb	ppb	ppb	ppb	ppb	ppb	ppb	ppb
1	15:47:53	0.354	1.523	1.547	0.246	-0.344	0.326	0.000	88.770
2	15:48:36	0.332	1.468	1.606	-0.118	-0.467	-0.349	0.000	91.190
3	15:49:19	0.338	1.606	1.633	0.053	-0.420	-0.309	0.000	92.120
x		0.341	1.532	1.595	0.060	-0.410	-0.111	0.000	90.690
σ		0.012	0.069	0.044	0.182	0.062	0.378	0.000	1.727
%RSD		3.392	4.517	2.738	302.700	15.110	342.200	0.000	1.904

Run	Time	89Y	95Mo	98Mo	103Rh	107Ag	109Ag	111Cd	114Cd
		ppb	ppb	ppb	ppb	ppb	ppb	ppb	ppb
1	15:47:53	70.903%	0.519	0.463	71.824%	-0.001	0.002	-0.057	-0.052
2	15:48:36	70.671%	0.415	0.486	70.190%	0.001	-0.001	-0.025	-0.003
3	15:49:19	69.869%	0.406	0.438	69.767%	0.001	0.002	-0.024	-0.011
x		70.481%	0.447	0.462	70.593%	0.001	0.001	-0.035	-0.022
σ		0.543%	0.063	0.024	1.086%	0.001	0.002	0.019	0.026
%RSD		0.770	14.170	5.241	1.539	240.100	207.900	52.720	119.300

Run	Time	115In	118Sn	121Sb	123Sb	135Ba	137Ba	159Tb	165Ho
		ppb	ppb	ppb	ppb	ppb	ppb	ppb	ppb
1	15:47:53	72.011%	0.533	0.018	0.018	7.913	7.797	76.363%	76.934%
2	15:48:36	71.622%	0.557	0.014	0.025	8.247	7.704	76.394%	76.707%
3	15:49:19	71.596%	0.543	0.014	0.021	7.831	8.167	76.602%	76.370%
x		71.743%	0.544	0.016	0.021	7.997	7.890	76.453%	76.670%
σ		0.233%	0.012	0.003	0.004	0.220	0.245	0.130%	0.284%
%RSD		0.324	2.240	16.370	16.660	2.756	3.105	0.170	0.370

Run	Time	203Tl	205Tl	206Pb	207Pb	208Pb	209Bi
		ppb	ppb	ppb	ppb	ppb	ppb
1	15:47:53	0.075	0.077	-0.021	-0.023	-0.026	78.675%
2	15:48:36	0.074	0.073	-0.025	-0.021	-0.026	78.565%
3	15:49:19	0.062	0.063	-0.034	-0.020	-0.029	78.141%
x		0.070	0.071	-0.027	-0.021	-0.027	78.461%
σ		0.007	0.007	0.007	0.001	0.002	0.282%
%RSD		9.857	10.110	25.710	6.293	7.075	0.359

240-21987-I-1-A PDS 4/1/2013 3:51:58 PM

User Pre-dilution: 1.000

Run	Time	6Li	9Be	10B	11B	13C	23Na	25Mg	26Mg
		ppb	ppb	ppb	ppb	ppb	ppb	ppb	ppb
1	15:52:41	73.552%	48.190	1067.000	1102.000	0.000	83650.000	72850.000	71990.000
2	15:53:24	74.801%	47.220	1085.000	1116.000	0.000	83890.000	73090.000	71640.000
3	15:54:07	74.571%	47.300	1088.000	1125.000	0.000	83560.000	73400.000	72240.000
x		74.308%	47.570	1080.000	1115.000	0.000	83700.000	73120.000	71960.000
σ		0.665%	0.537	11.380	11.820	0.000	171.900	276.600	302.200
%RSD		0.895	1.130	1.054	1.060	0.000	0.205	0.378	0.420

Run	Time	27Al	28Si	37Cl	39K	43Ca	44Ca	45Sc	47Ti
		ppb	ppb	ppb	ppb	ppb	ppb	ppb	ppb
1	15:52:41	1729.000	12260.000	0.000	48400.000	112100.000	114200.000	63.737%	926.900
2	15:53:24	1767.000	12010.000	0.000	48340.000	111200.000	114000.000	63.783%	933.500
3	15:54:07	1717.000	12130.000	0.000	48270.000	112700.000	114900.000	63.160%	938.100
x		1738.000	12140.000	0.000	48340.000	112000.000	114400.000	63.560%	932.800
σ		25.700	124.300	0.000	67.710	749.800	473.300	0.347%	5.650
%RSD		1.479	1.024	0.000	0.140	0.669	0.414	0.547	0.606

Run	Time	51V	52Cr	55Mn	56Fe	57Fe	59Co	60Ni	63Cu
		ppb	ppb	ppb	ppb	ppb	ppb	ppb	ppb
1	15:52:41	477.100	189.200	594.600	1453.000	1669.000	459.400	451.500	227.300
2	15:53:24	476.100	188.100	596.700	1448.000	1638.000	456.000	446.900	225.700
3	15:54:07	477.200	189.700	600.300	1456.000	1659.000	456.800	446.400	225.400
x		476.800	189.000	597.200	1452.000	1656.000	457.400	448.300	226.100
σ		0.627	0.815	2.884	3.935	15.910	1.807	2.808	1.011
%RSD		0.131	0.431	0.483	0.271	0.961	0.395	0.626	0.447

Run	Time	65Cu	66Zn	68Zn	75As	78Se	82Se	83Kr	88Sr
		ppb	ppb	ppb	ppb	ppb	ppb	ppb	ppb
1	15:52:41	227.800	474.000	480.500	36.850	9.680	9.762	0.000	1320.000
2	15:53:24	226.900	477.500	477.200	36.710	10.090	9.824	0.000	1305.000
3	15:54:07	225.200	474.200	479.800	36.200	9.598	9.422	0.000	1305.000
x		226.600	475.200	479.200	36.590	9.791	9.669	0.000	1310.000
σ		1.313	1.969	1.729	0.345	0.266	0.217	0.000	8.410
%RSD		0.579	0.414	0.361	0.942	2.714	2.243	0.000	0.642

Run	Time	89Y	95Mo	98Mo	103Rh	107Ag	109Ag	111Cd	114Cd
		ppb	ppb	ppb	ppb	ppb	ppb	ppb	ppb
1	15:52:41	67.402%	923.500	940.900	63.586%	46.110	46.640	46.940	45.150
2	15:53:24	68.605%	927.300	945.200	64.253%	45.900	46.590	47.550	45.290
3	15:54:07	69.051%	931.000	947.000	64.467%	46.110	46.510	47.700	45.020
x		68.352%	927.300	944.300	64.102%	46.040	46.580	47.400	45.160
σ		0.853%	3.786	3.142	0.460%	0.120	0.067	0.404	0.135
%RSD		1.248	0.408	0.333	0.717	0.261	0.143	0.853	0.300

Run	Time	115In	118Sn	121Sb	123Sb	135Ba	137Ba	159Tb	165Ho
		ppb	ppb	ppb	ppb	ppb	ppb	ppb	ppb
1	15:52:41	67.388%	1741.000	447.600	441.500	1827.000	1808.000	75.975%	76.536%
2	15:53:24	69.070%	1728.000	445.900	443.800	1827.000	1816.000	78.387%	78.611%
3	15:54:07	69.195%	1734.000	449.200	446.400	1821.000	1812.000	78.438%	79.373%
x		68.551%	1734.000	447.600	443.900	1825.000	1812.000	77.600%	78.173%
σ		1.009%	6.454	1.657	2.442	3.712	4.426	1.407%	1.468%
%RSD		1.473	0.372	0.370	0.550	0.203	0.244	1.814	1.878

Run	Time	203Tl	205Tl	206Pb	207Pb	208Pb	209Bi
		ppb	ppb	ppb	ppb	ppb	ppb
1	15:52:41	45.060	45.180	17.400	18.670	18.000	69.511%
2	15:53:24	45.420	45.610	17.620	19.060	18.300	71.186%
3	15:54:07	45.510	45.560	17.700	19.150	18.310	71.787%
x		45.330	45.450	17.570	18.960	18.210	70.828%
σ		0.238	0.235	0.155	0.258	0.176	1.180%
%RSD		0.526	0.518	0.881	1.359	0.969	1.666

MB 180-67491/1-A 4/1/2013 4:01:36 PM

User Pre-dilution: 1.000

Run	Time	6Li	9Be	10B	11B	13C	23Na	25Mg	26Mg
		ppb	ppb	ppb	ppb	ppb	ppb	ppb	ppb
1	16:02:19	76.669%	-0.016	9.584	9.703	0.000	12.760	9.468	9.382
2	16:03:02	77.024%	-0.002	8.461	8.461	0.000	13.680	9.427	10.030
3	16:03:45	77.654%	-0.016	7.804	7.867	0.000	12.950	8.989	8.527
x		77.116%	-0.012	8.617	8.677	0.000	13.130	9.295	9.312
σ		0.499%	0.008	0.900	0.937	0.000	0.484	0.265	0.752
%RSD		0.647	69.190	10.440	10.800	0.000	3.683	2.856	8.081

Run	Time	27Al	28Si	37Cl	39K	43Ca	44Ca	45Sc	47Ti
		ppb	ppb	ppb	ppb	ppb	ppb	ppb	ppb
1	16:02:19	-0.176	3.777	0.000	-2.963	33.610	30.600	74.959%	0.637
2	16:03:02	-0.065	3.710	0.000	-3.597	28.800	29.160	75.864%	0.296
3	16:03:45	-0.059	3.687	0.000	-4.215	27.280	26.630	77.010%	0.163
x		-0.100	3.725	0.000	-3.592	29.900	28.800	75.944%	0.365
σ		0.066	0.047	0.000	0.626	3.305	2.008	1.028%	0.245
%RSD		66.270	1.254	0.000	17.430	11.060	6.971	1.354	67.030

Run	Time	51V	52Cr	55Mn	56Fe	57Fe	59Co	60Ni	63Cu
		ppb	ppb	ppb	ppb	ppb	ppb	ppb	ppb
1	16:02:19	0.130	-0.070	0.008	1.222	1.997	0.016	0.042	0.111
2	16:03:02	-0.104	-0.063	0.034	0.092	1.796	0.028	0.013	0.063
3	16:03:45	-0.021	-0.048	0.013	-0.996	1.279	0.014	0.026	0.071
x		0.002	-0.060	0.019	0.106	1.691	0.019	0.027	0.081
σ		0.118	0.011	0.014	1.109	0.370	0.008	0.015	0.026
%RSD		6090.000	18.840	73.340	1045.000	21.900	39.980	54.600	31.530

Run	Time	65Cu	66Zn	68Zn	75As	78Se	82Se	83Kr	88Sr
		ppb	ppb	ppb	ppb	ppb	ppb	ppb	ppb
1	16:02:19	0.078	0.623	0.598	-0.108	-0.185	-0.217	0.000	0.115
2	16:03:02	0.075	0.577	0.556	-0.006	-0.347	0.011	0.000	0.116
3	16:03:45	0.071	0.463	0.556	0.004	-0.294	0.183	0.000	0.106
x		0.075	0.554	0.570	-0.037	-0.276	-0.008	0.000	0.112
σ		0.003	0.082	0.024	0.062	0.083	0.201	0.000	0.005
%RSD		4.635	14.850	4.216	168.400	29.950	2654.000	0.000	4.541

Run	Time	89Y	95Mo	98Mo	103Rh	107Ag	109Ag	111Cd	114Cd
		ppb	ppb	ppb	ppb	ppb	ppb	ppb	ppb
1	16:02:19	75.043%	1.526	1.597	79.443%	0.003	0.004	-0.049	-0.029
2	16:03:02	77.470%	1.124	1.101	80.451%	-0.002	-0.002	-0.061	-0.055
3	16:03:45	77.379%	0.785	0.868	80.726%	0.002	0.002	0.006	-0.010
x		76.631%	1.145	1.188	80.207%	0.001	0.001	-0.035	-0.031
σ		1.376%	0.371	0.372	0.675%	0.003	0.003	0.036	0.022
%RSD		1.795	32.410	31.330	0.842	356.000	302.100	102.900	71.640

Run	Time	115In	118Sn	121Sb	123Sb	135Ba	137Ba	159Tb	165Ho
		ppb	ppb	ppb	ppb	ppb	ppb	ppb	ppb
1	16:02:19	75.604%	1.132	0.385	0.378	0.131	0.151	78.101%	78.331%
2	16:03:02	77.487%	1.128	0.386	0.402	0.160	0.210	80.866%	80.660%
3	16:03:45	78.813%	0.914	0.326	0.352	0.158	0.158	81.231%	81.838%
x		77.301%	1.058	0.366	0.377	0.149	0.173	80.066%	80.276%
σ		1.613%	0.125	0.034	0.025	0.016	0.032	1.712%	1.785%
%RSD		2.086	11.780	9.427	6.616	10.550	18.690	2.138	2.224

Run	Time	203Tl	205Tl	206Pb	207Pb	208Pb	209Bi
		ppb	ppb	ppb	ppb	ppb	ppb
1	16:02:19	0.026	0.030	-0.024	-0.023	-0.022	83.444%
2	16:03:02	0.026	0.029	-0.029	-0.020	-0.025	85.684%
3	16:03:45	0.025	0.026	-0.026	-0.021	-0.026	86.021%
x		0.026	0.028	-0.026	-0.021	-0.024	85.050%
σ		0.001	0.002	0.002	0.002	0.002	1.401%
%RSD		2.987	7.315	8.949	8.242	8.249	1.647

LCS 180-67491/2-A 4/1/2013 4:06:25 PM

User Pre-dilution: 1.000

Run	Time	6Li	9Be	10B	11B	13C	23Na	25Mg	26Mg
		ppb	ppb	ppb	ppb	ppb	ppb	ppb	ppb
1	16:07:08	69.529%	48.380	894.600	868.600	0.000	46240.000	46280.000	46620.000
2	16:07:51	71.171%	48.690	885.300	879.700	0.000	46480.000	46770.000	46890.000
3	16:08:34	72.467%	48.200	891.100	887.700	0.000	46460.000	46770.000	46830.000
x		71.056%	48.420	890.300	878.700	0.000	46390.000	46610.000	46780.000
σ		1.473%	0.245	4.689	9.600	0.000	134.800	286.500	144.500
%RSD		2.073	0.507	0.527	1.093	0.000	0.290	0.615	0.309

Run	Time	27Al	28Si	37Cl	39K	43Ca	44Ca	45Sc	47Ti
		ppb	ppb	ppb	ppb	ppb	ppb	ppb	ppb
1	16:07:08	1799.000	327.200	0.000	46270.000	46000.000	47550.000	69.961%	928.300
2	16:07:51	1803.000	327.800	0.000	46330.000	46230.000	46480.000	72.685%	933.700
3	16:08:34	1816.000	326.000	0.000	46030.000	46220.000	46470.000	75.056%	926.200
x		1806.000	327.000	0.000	46210.000	46150.000	46830.000	72.567%	929.400
σ		8.799	0.890	0.000	154.400	132.900	618.200	2.549%	3.889
%RSD		0.487	0.272	0.000	0.334	0.288	1.320	3.513	0.418

Run	Time	51V	52Cr	55Mn	56Fe	57Fe	59Co	60Ni	63Cu
		ppb	ppb	ppb	ppb	ppb	ppb	ppb	ppb
1	16:07:08	477.700	192.000	486.500	989.300	1118.000	481.400	490.000	247.200
2	16:07:51	479.100	191.700	489.500	978.500	1127.000	481.000	490.500	246.800
3	16:08:34	474.100	189.500	485.500	974.500	1097.000	475.300	484.100	244.000
x		477.000	191.100	487.100	980.800	1114.000	479.200	488.200	246.000
σ		2.620	1.377	2.085	7.647	15.010	3.391	3.562	1.781
%RSD		0.549	0.721	0.428	0.780	1.347	0.708	0.730	0.724

Run	Time	65Cu	66Zn	68Zn	75As	78Se	82Se	83Kr	88Sr
		ppb	ppb	ppb	ppb	ppb	ppb	ppb	ppb
1	16:07:08	248.900	451.300	452.900	33.900	8.687	8.976	0.000	908.300
2	16:07:51	247.700	452.000	450.300	34.040	8.922	8.994	0.000	899.900
3	16:08:34	246.400	445.300	450.400	34.400	9.345	8.964	0.000	893.600
x		247.700	449.500	451.200	34.110	8.985	8.978	0.000	900.600
σ		1.250	3.679	1.476	0.258	0.333	0.015	0.000	7.366
%RSD		0.505	0.818	0.327	0.757	3.709	0.167	0.000	0.818

Run	Time	89Y	95Mo	98Mo	103Rh	107Ag	109Ag	111Cd	114Cd
		ppb	ppb	ppb	ppb	ppb	ppb	ppb	ppb
1	16:07:08	67.924%	977.900	971.300	67.909%	45.320	45.430	44.100	42.400
2	16:07:51	71.430%	975.600	978.000	70.884%	45.900	45.740	45.280	42.810
3	16:08:34	73.618%	978.100	974.100	72.834%	45.130	45.310	44.310	42.880
x		70.990%	977.200	974.500	70.542%	45.450	45.500	44.560	42.700
σ		2.872%	1.398	3.360	2.480%	0.402	0.221	0.631	0.262
%RSD		4.046	0.143	0.345	3.516	0.885	0.486	1.417	0.614

Run	Time	115In	118Sn	121Sb	123Sb	135Ba	137Ba	159Tb	165Ho
		ppb	ppb	ppb	ppb	ppb	ppb	ppb	ppb
1	16:07:08	68.565%	1742.000	431.000	431.500	1811.000	1795.000	75.964%	76.463%
2	16:07:51	72.234%	1750.000	432.400	431.500	1804.000	1785.000	80.426%	80.913%
3	16:08:34	74.976%	1733.000	426.400	427.800	1788.000	1773.000	83.069%	82.913%
x		71.925%	1742.000	430.000	430.300	1801.000	1784.000	79.820%	80.096%
σ		3.217%	8.360	3.138	2.108	11.810	10.800	3.591%	3.302%
%RSD		4.472	0.480	0.730	0.490	0.656	0.605	4.499	4.122

Run	Time	203Tl	205Tl	206Pb	207Pb	208Pb	209Bi
		ppb	ppb	ppb	ppb	ppb	ppb
1	16:07:08	43.110	43.510	16.740	18.380	17.600	70.860%
2	16:07:51	44.310	44.450	17.070	18.820	17.860	73.222%
3	16:08:34	44.050	44.170	17.100	18.820	17.880	75.157%
x		43.820	44.040	16.970	18.670	17.780	73.079%
σ		0.631	0.481	0.199	0.251	0.158	2.152%
%RSD		1.439	1.092	1.171	1.343	0.890	2.945

180-19617-C-1-A 4/1/2013 4:14:38 PM

User Pre-dilution: 1.000

Run	Time	6Li	9Be	10B	11B	13C	23Na	25Mg	26Mg
		ppb	ppb	ppb	ppb	ppb	ppb	ppb	ppb
1	16:15:21	75.018%	2.321	35.890	36.630	0.000	5256.000	7395.000	7432.000
2	16:16:04	77.039%	2.219	35.880	34.900	0.000	5066.000	7180.000	7210.000
3	16:16:47	77.747%	2.173	35.260	34.760	0.000	5107.000	7227.000	7317.000
x		76.601%	2.237	35.680	35.430	0.000	5143.000	7267.000	7320.000
σ		1.416%	0.076	0.361	1.041	0.000	100.100	112.900	111.100
%RSD		1.849	3.377	1.013	2.938	0.000	1.947	1.554	1.518

Run	Time	27Al	28Si	37Cl	39K	43Ca	44Ca	45Sc	47Ti
		ppb	ppb	ppb	ppb	ppb	ppb	ppb	ppb
1	16:15:21	16100.000	4229.000	0.000	3529.000	2995.000	3186.000	81.782%	604.300
2	16:16:04	15530.000	4054.000	0.000	3441.000	3000.000	3089.000	83.350%	585.800
3	16:16:47	15750.000	4111.000	0.000	3501.000	2977.000	3151.000	82.927%	595.300
x		15790.000	4131.000	0.000	3490.000	2991.000	3142.000	82.686%	595.100
σ		288.300	89.670	0.000	45.130	12.390	49.010	0.811%	9.233
%RSD		1.826	2.170	0.000	1.293	0.414	1.560	0.981	1.551

Run	Time	51V	52Cr	55Mn	56Fe	57Fe	59Co	60Ni	63Cu
		ppb	ppb	ppb	ppb	ppb	ppb	ppb	ppb
1	16:15:21	109.200	70.190	7206.000	75080.000	74710.000	58.570	79.050	25.560
2	16:16:04	106.300	68.170	7017.000	73030.000	72840.000	57.740	76.250	24.540
3	16:16:47	108.800	69.430	7094.000	74060.000	73680.000	58.270	79.120	25.140
x		108.100	69.260	7106.000	74060.000	73740.000	58.190	78.140	25.080
σ		1.550	1.017	94.830	1026.000	936.700	0.422	1.636	0.514
%RSD		1.434	1.468	1.335	1.385	1.270	0.725	2.093	2.049

Run	Time	65Cu	66Zn	68Zn	75As	78Se	82Se	83Kr	88Sr
		ppb	ppb	ppb	ppb	ppb	ppb	ppb	ppb
1	16:15:21	25.420	739.900	748.900	60.770	0.863	1.333	0.000	82.210
2	16:16:04	24.920	725.100	731.000	59.870	0.877	2.070	0.000	80.640
3	16:16:47	25.600	743.800	748.800	61.900	1.049	1.500	0.000	82.960
x		25.310	736.300	742.900	60.850	0.930	1.634	0.000	81.940
σ		0.350	9.874	10.310	1.018	0.103	0.387	0.000	1.184
%RSD		1.383	1.341	1.388	1.673	11.110	23.660	0.000	1.446

Run	Time	89Y	95Mo	98Mo	103Rh	107Ag	109Ag	111Cd	114Cd
		ppb	ppb	ppb	ppb	ppb	ppb	ppb	ppb
1	16:15:21	0.000	3.317	3.272	81.491%	0.215	0.210	0.716	0.707
2	16:16:04	0.000	3.188	3.185	83.662%	0.210	0.198	0.727	0.695
3	16:16:47	0.000	3.183	3.168	82.891%	0.210	0.216	0.792	0.643
x		0.000	3.229	3.208	82.681%	0.211	0.208	0.745	0.681
σ		0.000	0.076	0.056	1.101%	0.003	0.009	0.041	0.034
%RSD		0.000	2.349	1.734	1.331	1.412	4.222	5.532	4.995

Run	Time	115In	118Sn	121Sb	123Sb	135Ba	137Ba	159Tb	165Ho
		ppb	ppb	ppb	ppb	ppb	ppb	ppb	ppb
1	16:15:21	81.016%	9.324	1.385	1.351	277.000	273.000	86.722%	86.791%
2	16:16:04	84.594%	9.102	1.298	1.308	269.100	266.500	90.727%	90.599%
3	16:16:47	84.628%	8.911	1.331	1.260	276.500	272.500	90.584%	91.308%
x		83.412%	9.112	1.338	1.307	274.200	270.700	89.344%	89.566%
σ		2.076%	0.207	0.044	0.045	4.429	3.590	2.272%	2.429%
%RSD		2.488	2.268	3.281	3.478	1.615	1.326	2.543	2.712

Run	Time	203Tl	205Tl	206Pb	207Pb	208Pb	209Bi
		ppb	ppb	ppb	ppb	ppb	ppb
1	16:15:21	0.233	0.229	113.900	112.700	112.600	85.009%
2	16:16:04	0.245	0.240	114.400	113.600	113.400	86.163%
3	16:16:47	0.259	0.237	118.500	116.900	117.000	84.968%
x		0.246	0.235	115.600	114.400	114.300	85.380%
σ		0.013	0.006	2.527	2.197	2.330	0.679%
%RSD		5.235	2.392	2.186	1.921	2.038	0.795

180-19617-C-1-A SD@5 4/1/2013 4:19:27 PM

User Pre-dilution: 1.000

Run	Time	6Li	9Be	10B	11B	13C	23Na	25Mg	26Mg
		ppb	ppb	ppb	ppb	ppb	ppb	ppb	ppb
1	16:20:10	77.709%	0.411	11.730	11.530	0.000	1027.000	1476.000	1490.000
2	16:20:53	77.867%	0.479	11.700	11.680	0.000	1029.000	1474.000	1477.000
3	16:21:36	77.634%	0.452	11.220	11.300	0.000	1028.000	1481.000	1485.000
x		77.736%	0.447	11.550	11.500	0.000	1028.000	1477.000	1484.000
σ		0.119%	0.034	0.283	0.193	0.000	1.129	3.526	6.516
%RSD		0.153	7.634	2.451	1.677	0.000	0.110	0.239	0.439

Run	Time	27Al	28Si	37Cl	39K	43Ca	44Ca	45Sc	47Ti
		ppb	ppb	ppb	ppb	ppb	ppb	ppb	ppb
1	16:20:10	3247.000	876.500	0.000	716.200	593.000	648.100	82.398%	122.000
2	16:20:53	3217.000	859.300	0.000	715.600	613.400	638.700	82.944%	116.500
3	16:21:36	3220.000	862.600	0.000	710.500	602.300	633.500	83.403%	121.400
x		3228.000	866.100	0.000	714.100	602.900	640.100	82.915%	120.000
σ		16.500	9.164	0.000	3.131	10.240	7.375	0.503%	3.041
%RSD		0.511	1.058	0.000	0.438	1.698	1.152	0.607	2.534

Run	Time	51V	52Cr	55Mn	56Fe	57Fe	59Co	60Ni	63Cu
		ppb	ppb	ppb	ppb	ppb	ppb	ppb	ppb
1	16:20:10	21.670	14.150	1444.000	15100.000	15190.000	11.640	15.850	4.970
2	16:20:53	21.500	13.960	1430.000	15030.000	15130.000	11.670	15.670	4.989
3	16:21:36	21.510	14.090	1424.000	14930.000	15060.000	11.630	15.530	5.038
x		21.560	14.070	1433.000	15020.000	15130.000	11.640	15.680	4.999
σ		0.094	0.100	10.310	82.230	68.570	0.022	0.161	0.035
%RSD		0.436	0.712	0.720	0.547	0.453	0.185	1.029	0.699

Run	Time	65Cu	66Zn	68Zn	75As	78Se	82Se	83Kr	88Sr
		ppb	ppb	ppb	ppb	ppb	ppb	ppb	ppb
1	16:20:10	5.153	154.400	155.100	12.600	-0.050	0.455	0.000	15.350
2	16:20:53	5.140	153.300	152.800	12.350	0.144	0.329	0.000	15.400
3	16:21:36	5.055	155.200	155.500	12.150	0.134	0.412	0.000	15.300
x		5.116	154.300	154.500	12.370	0.076	0.398	0.000	15.350
σ		0.053	0.924	1.495	0.223	0.110	0.064	0.000	0.052
%RSD		1.039	0.599	0.968	1.803	144.300	16.050	0.000	0.340

Run	Time	89Y	95Mo	98Mo	103Rh	107Ag	109Ag	111Cd	114Cd
		ppb	ppb	ppb	ppb	ppb	ppb	ppb	ppb
1	16:20:10	88.033%	0.452	0.450	85.420%	0.035	0.048	0.116	0.135
2	16:20:53	89.328%	0.451	0.490	85.857%	0.028	0.051	0.135	0.139
3	16:21:36	90.088%	0.474	0.490	85.934%	0.038	0.036	0.127	0.144
x		89.150%	0.459	0.477	85.737%	0.033	0.045	0.126	0.139
σ		1.039%	0.013	0.023	0.277%	0.005	0.008	0.009	0.004
%RSD		1.166	2.797	4.814	0.324	16.090	17.290	7.427	3.131

Run	Time	115In	118Sn	121Sb	123Sb	135Ba	137Ba	159Tb	165Ho
		ppb	ppb	ppb	ppb	ppb	ppb	ppb	ppb
1	16:20:10	82.532%	2.227	0.294	0.290	56.990	56.150	85.300%	85.235%
2	16:20:53	84.466%	2.067	0.322	0.311	55.050	55.290	87.830%	87.658%
3	16:21:36	85.396%	1.970	0.304	0.275	55.920	54.810	88.553%	88.268%
x		84.131%	2.088	0.307	0.292	55.990	55.420	87.227%	87.053%
σ		1.461%	0.130	0.014	0.018	0.969	0.678	1.708%	1.604%
%RSD		1.737	6.219	4.576	6.164	1.730	1.224	1.958	1.843

Run	Time	203Tl	205Tl	206Pb	207Pb	208Pb	209Bi
		ppb	ppb	ppb	ppb	ppb	ppb
1	16:20:10	0.060	0.058	22.610	22.340	22.350	86.833%
2	16:20:53	0.050	0.056	23.030	22.620	22.540	88.470%
3	16:21:36	0.049	0.053	23.070	22.810	22.650	88.458%
x		0.053	0.056	22.900	22.590	22.510	87.920%
σ		0.006	0.002	0.252	0.236	0.154	0.942%
%RSD		11.320	3.713	1.099	1.045	0.686	1.071

CCV 781130 4/1/2013 4:24:15 PM QC Status: PASS (Initial: PASS)

User Pre-dilution: 1.000

Run	Time	6Li	9Be	10B	11B	13C	23Na	25Mg	26Mg
		ppb	ppb	ppb	ppb	ppb	ppb	ppb	ppb
1	16:24:58	77.164%	104.100	94.390	94.930	0.000	47220.000	47990.000	48010.000
2	16:25:41	79.545%	102.200	94.740	94.020	0.000	46850.000	47520.000	47720.000
3	16:26:24	76.527%	107.500	99.800	101.100	0.000	49820.000	50200.000	50500.000
x		77.745%	104.576%	96.311%	96.673%	0.000	95.931%	97.133%	97.490%
σ		1.591%	n/a	n/a	n/a	0.000	n/a	n/a	n/a
%RSD		2.046	2.568	3.141	3.965	0.000	3.366	2.944	3.136

Run	Time	27Al	28Si	37Cl	39K	43Ca	44Ca	45Sc	47Ti
		ppb	ppb	ppb	ppb	ppb	ppb	ppb	ppb
1	16:24:58	477.600	4865.000	0.000	47830.000	46280.000	47590.000	80.891%	95.340
2	16:25:41	480.100	4837.000	0.000	47590.000	46520.000	47570.000	81.624%	95.770
3	16:26:24	507.000	5096.000	0.000	50140.000	49070.000	50310.000	79.635%	100.300
x		97.649%	98.658%	0.000	97.049%	94.578%	96.973%	80.716%	97.124%
σ		n/a	n/a	0.000	n/a	n/a	n/a	1.006%	n/a
%RSD		3.343	2.881	0.000	2.902	3.274	3.250	1.246	2.813

Run	Time	51V	52Cr	55Mn	56Fe	57Fe	59Co	60Ni	63Cu
		ppb	ppb	ppb	ppb	ppb	ppb	ppb	ppb
1	16:24:58	94.980	96.060	489.200	24550.000	25120.000	97.090	100.000	100.100
2	16:25:41	95.110	96.340	493.200	24600.000	25300.000	97.950	99.240	99.650
3	16:26:24	99.970	101.700	522.500	26070.000	26790.000	101.900	103.200	105.200
x		96.685%	98.022%	100.320%	100.288%	102.956%	98.976%	100.821%	101.660%
σ		n/a	n/a	n/a	n/a	n/a	n/a	n/a	n/a
%RSD		2.942	3.222	3.626	3.445	3.560	2.579	2.068	3.022

Run	Time	65Cu	66Zn	68Zn	75As	78Se	82Se	83Kr	88Sr
		ppb	ppb	ppb	ppb	ppb	ppb	ppb	ppb
1	16:24:58	99.920	104.500	104.500	97.790	98.470	98.550	0.000	94.100
2	16:25:41	101.200	105.000	104.600	97.290	99.300	99.160	0.000	94.210
3	16:26:24	104.900	111.600	110.700	104.200	104.200	104.800	0.000	98.940
x		101.988%	107.013%	106.620%	99.758%	100.649%	100.835%	0.000	95.753%
σ		n/a	n/a	n/a	n/a	n/a	n/a	0.000	n/a
%RSD		2.525	3.735	3.325	3.856	3.062	3.412	0.000	2.885

Run	Time	89Y	95Mo	98Mo	103Rh	107Ag	109Ag	111Cd	114Cd
		ppb	ppb	ppb	ppb	ppb	ppb	ppb	ppb
1	16:24:58	80.236%	94.080	94.820	78.571%	95.300	96.890	97.790	98.900
2	16:25:41	82.081%	97.310	97.740	79.080%	96.190	97.120	97.450	98.130
3	16:26:24	80.503%	103.400	104.400	77.489%	100.700	101.600	102.300	103.200
x		80.940%	98.265%	98.995%	78.380%	97.405%	98.528%	99.180%	100.089%
σ		0.997%	n/a	n/a	0.813%	n/a	n/a	n/a	n/a
%RSD		1.232	4.819	4.979	1.037	2.985	2.683	2.733	2.747

Run	Time	115In	118Sn	121Sb	123Sb	135Ba	137Ba	159Tb	165Ho
		ppb	ppb	ppb	ppb	ppb	ppb	ppb	ppb
1	16:24:58	76.886%	96.650	97.220	95.950	97.180	96.930	80.339%	83.008%
2	16:25:41	78.717%	97.450	96.270	96.690	96.810	97.090	83.505%	85.627%
3	16:26:24	77.401%	102.600	102.100	101.500	101.900	101.600	81.878%	84.281%
x		77.668%	98.907%	98.515%	98.034%	98.628%	98.534%	81.907%	84.305%
σ		0.944%	n/a	n/a	n/a	n/a	n/a	1.583%	1.310%
%RSD		1.216	3.274	3.153	3.056	2.878	2.679	1.933	1.554

Run	Time	203Tl	205Tl	206Pb	207Pb	208Pb	209Bi
		ppb	ppb	ppb	ppb	ppb	ppb
1	16:24:58	93.160	93.040	93.950	93.440	93.310	75.560%
2	16:25:41	94.010	94.380	95.120	94.460	94.740	77.042%
3	16:26:24	101.300	101.500	102.000	101.900	102.000	73.706%
x		96.149%	96.314%	97.024%	96.614%	96.691%	75.436%
σ		n/a	n/a	n/a	n/a	n/a	1.671%
%RSD		4.641	4.734	4.483	4.801	4.834	2.215

CCB2 4/1/2013 4:29:05 PM QC Status: PASS (Initial: PASS)

User Pre-dilution: 1.000

Run	Time	6Li	9Be	10B	11B	13C	23Na	25Mg	26Mg
		ppb	ppb	ppb	ppb	ppb	ppb	ppb	ppb
1	16:29:48	101.921%	-0.013	3.495	3.521	0.000	20.440	3.988	3.743
2	16:30:31	102.680%	-0.013	3.121	3.100	0.000	15.240	3.290	3.399
3	16:31:14	105.155%	0.008	2.590	2.863	0.000	11.570	3.575	3.445
x		103.252%	-0.006	3.069	3.162	0.000	15.750	3.618	3.529
σ		1.691%	0.012	0.455	0.333	0.000	4.457	0.351	0.187
%RSD		1.638	198.400	14.820	10.540	0.000	28.290	9.704	5.291

Run	Time	27Al	28Si	37Cl	39K	43Ca	44Ca	45Sc	47Ti
		ppb	ppb	ppb	ppb	ppb	ppb	ppb	ppb
1	16:29:48	2.169	-1.726	0.000	4.932	2.507	6.148	93.154%	0.059
2	16:30:31	2.417	-1.881	0.000	1.275	6.988	4.773	92.841%	-0.009
3	16:31:14	2.211	-2.358	0.000	-2.978	9.553	5.580	93.721%	0.029
x		2.266	-1.988	0.000	1.076	6.349	5.500	93.239%	0.026
σ		0.132	0.329	0.000	3.959	3.566	0.691	0.446%	0.034
%RSD		5.844	16.570	0.000	367.900	56.170	12.560	0.478	129.400

Run	Time	51V	52Cr	55Mn	56Fe	57Fe	59Co	60Ni	63Cu
		ppb	ppb	ppb	ppb	ppb	ppb	ppb	ppb
1	16:29:48	0.060	0.095	0.110	-0.716	5.741	0.002	0.055	0.785
2	16:30:31	-0.159	0.126	0.120	-2.432	4.137	0.002	0.049	0.574
3	16:31:14	0.016	0.103	0.120	-3.828	4.719	-0.004	0.069	0.463
x		-0.028	0.108	0.117	-2.325	4.866	0.000	0.058	0.607
σ		0.116	0.016	0.006	1.559	0.812	0.003	0.010	0.163
%RSD		421.800	14.770	4.780	67.040	16.690	8884.000	17.430	26.910

Run	Time	65Cu	66Zn	68Zn	75As	78Se	82Se	83Kr	88Sr
		ppb	ppb	ppb	ppb	ppb	ppb	ppb	ppb
1	16:29:48	0.148	0.483	0.436	-0.055	0.466	0.022	0.000	0.025
2	16:30:31	0.130	0.492	0.521	-0.012	0.308	-0.073	0.000	0.024
3	16:31:14	0.181	0.566	0.571	-0.114	0.161	0.120	0.000	0.018
x		0.153	0.514	0.509	-0.060	0.312	0.023	0.000	0.023
σ		0.026	0.046	0.068	0.051	0.153	0.097	0.000	0.004
%RSD		17.110	8.933	13.370	84.420	49.010	428.000	0.000	16.280

Run	Time	89Y	95Mo	98Mo	103Rh	107Ag	109Ag	111Cd	114Cd
		ppb	ppb	ppb	ppb	ppb	ppb	ppb	ppb
1	16:29:48	81.721%	0.611	0.586	84.586%	0.005	0.013	-0.038	-0.031
2	16:30:31	82.228%	0.443	0.440	84.036%	0.014	0.017	-0.069	-0.050
3	16:31:14	83.046%	0.236	0.285	84.556%	0.007	0.012	-0.054	-0.046
x		82.331%	0.430	0.437	84.393%	0.009	0.014	-0.054	-0.042
σ		0.669%	0.188	0.150	0.309%	0.005	0.003	0.016	0.010
%RSD		0.812	43.710	34.420	0.367	56.400	19.590	29.470	23.740

Run	Time	115In	118Sn	121Sb	123Sb	135Ba	137Ba	159Tb	165Ho
		ppb	ppb	ppb	ppb	ppb	ppb	ppb	ppb
1	16:29:48	84.349%	0.684	0.067	0.070	0.092	0.088	87.788%	87.625%
2	16:30:31	85.356%	0.579	0.066	0.062	0.038	0.065	89.495%	89.238%
3	16:31:14	86.664%	0.555	0.045	0.076	0.071	0.053	90.362%	91.250%
x		85.456%	0.606	0.059	0.069	0.067	0.069	89.215%	89.371%
σ		1.161%	0.069	0.012	0.007	0.027	0.017	1.310%	1.816%
%RSD		1.358	11.350	20.500	9.772	40.350	25.260	1.468	2.033

Run	Time	203Tl	205Tl	206Pb	207Pb	208Pb	209Bi
		ppb	ppb	ppb	ppb	ppb	ppb
1	16:29:48	0.010	0.009	0.091	0.098	0.094	89.812%
2	16:30:31	0.014	0.006	0.084	0.081	0.085	91.381%
3	16:31:14	0.010	0.006	0.099	0.090	0.084	92.441%
x		0.011	0.007	0.091	0.090	0.088	91.211%
σ		0.002	0.002	0.008	0.008	0.006	1.323%
%RSD		18.320	21.220	8.275	9.115	6.388	1.450

180-19617-C-1-B MS 4/1/2013 4:33:56 PM

User Pre-dilution: 1.000

Run	Time	6Li	9Be	10B	11B	13C	23Na	25Mg	26Mg
		ppb	ppb	ppb	ppb	ppb	ppb	ppb	ppb
1	16:34:39	70.129%	47.360	855.500	835.800	0.000	49840.000	53640.000	53780.000
2	16:35:22	69.772%	48.000	880.100	876.400	0.000	51730.000	55820.000	55950.000
3	16:36:05	72.483%	46.780	856.300	849.900	0.000	50020.000	53860.000	53870.000
x		70.795%	47.380	864.000	854.000	0.000	50530.000	54440.000	54530.000
σ		1.473%	0.614	13.980	20.620	0.000	1039.000	1198.000	1223.000
%RSD		2.080	1.296	1.618	2.414	0.000	2.056	2.201	2.242

Run	Time	27Al	28Si	37Cl	39K	43Ca	44Ca	45Sc	47Ti
		ppb	ppb	ppb	ppb	ppb	ppb	ppb	ppb
1	16:34:39	30960.000	5624.000	0.000	49600.000	46940.000	47980.000	77.605%	1679.000
2	16:35:22	32140.000	5807.000	0.000	51910.000	49400.000	49920.000	77.521%	1750.000
3	16:36:05	30970.000	5656.000	0.000	50040.000	47360.000	48080.000	80.138%	1696.000
x		31360.000	5696.000	0.000	50520.000	47900.000	48660.000	78.421%	1708.000
σ		677.500	97.550	0.000	1224.000	1321.000	1091.000	1.487%	37.460
%RSD		2.160	1.713	0.000	2.424	2.757	2.243	1.897	2.193

Run	Time	51V	52Cr	55Mn	56Fe	57Fe	59Co	60Ni	63Cu
		ppb	ppb	ppb	ppb	ppb	ppb	ppb	ppb
1	16:34:39	580.800	271.700	8460.000	89580.000	89740.000	514.400	548.000	256.900
2	16:35:22	602.400	281.600	8741.000	92600.000	92320.000	531.400	569.900	266.600
3	16:36:05	582.600	272.600	8454.000	89810.000	89960.000	518.000	551.200	258.500
x		588.600	275.300	8552.000	90670.000	90670.000	521.300	556.400	260.700
σ		12.020	5.515	163.800	1680.000	1435.000	8.951	11.830	5.226
%RSD		2.042	2.003	1.915	1.853	1.582	1.717	2.126	2.005

Run	Time	65Cu	66Zn	68Zn	75As	78Se	82Se	83Kr	88Sr
		ppb	ppb	ppb	ppb	ppb	ppb	ppb	ppb
1	16:34:39	259.900	1180.000	1182.000	100.700	9.175	9.825	0.000	968.700
2	16:35:22	270.500	1236.000	1243.000	104.600	9.415	10.380	0.000	1015.000
3	16:36:05	261.500	1199.000	1209.000	101.300	9.941	10.100	0.000	978.900
x		264.000	1205.000	1211.000	102.200	9.510	10.100	0.000	987.700
σ		5.690	28.460	30.280	2.108	0.392	0.279	0.000	24.600
%RSD		2.156	2.361	2.499	2.063	4.118	2.765	0.000	2.491

Run	Time	89Y	95Mo	98Mo	103Rh	107Ag	109Ag	111Cd	114Cd
		ppb	ppb	ppb	ppb	ppb	ppb	ppb	ppb
1	16:34:39	0.000	906.600	907.000	73.333%	42.800	43.160	43.120	41.550
2	16:35:22	0.000	956.400	959.400	73.110%	44.810	45.110	45.100	43.380
3	16:36:05	0.000	926.400	925.800	75.378%	43.310	43.770	43.700	41.800
x		0.000	929.800	930.700	73.940%	43.640	44.010	43.980	42.240
σ		0.000	25.080	26.560	1.250%	1.044	0.997	1.020	0.993
%RSD		0.000	2.698	2.853	1.691	2.392	2.265	2.320	2.352

Run	Time	115In	118Sn	121Sb	123Sb	135Ba	137Ba	159Tb	165Ho
		ppb	ppb	ppb	ppb	ppb	ppb	ppb	ppb
1	16:34:39	75.987%	1502.000	327.800	326.600	2042.000	2017.000	83.178%	82.995%
2	16:35:22	77.045%	1554.000	343.300	344.100	2134.000	2103.000	84.440%	85.308%
3	16:36:05	79.197%	1512.000	329.400	330.600	2059.000	2037.000	87.242%	87.341%
x		77.410%	1523.000	333.500	333.800	2078.000	2052.000	84.953%	85.215%
σ		1.636%	28.030	8.536	9.147	48.850	45.020	2.080%	2.174%
%RSD		2.113	1.841	2.560	2.740	2.351	2.193	2.449	2.552

Run	Time	203Tl	205Tl	206Pb	207Pb	208Pb	209Bi
		ppb	ppb	ppb	ppb	ppb	ppb
1	16:34:39	42.780	43.210	178.600	178.700	178.000	73.752%
2	16:35:22	45.760	45.900	190.800	191.400	190.400	73.544%
3	16:36:05	44.690	45.080	186.100	186.000	185.500	75.102%
x		44.410	44.730	185.200	185.400	184.600	74.133%
σ		1.510	1.377	6.115	6.365	6.240	0.846%
%RSD		3.400	3.078	3.302	3.434	3.380	1.141

180-19617-C-1-C MSD 4/1/2013 4:38:44 PM

User Pre-dilution: 1.000

Run	Time	6Li	9Be	10B	11B	13C	23Na	25Mg	26Mg
		ppb	ppb	ppb	ppb	ppb	ppb	ppb	ppb
1	16:39:27	71.621%	47.890	862.100	856.200	0.000	49860.000	53180.000	53330.000
2	16:40:10	72.492%	46.410	860.300	856.700	0.000	49680.000	53010.000	53340.000
3	16:40:52	72.559%	46.420	870.100	866.000	0.000	50130.000	53610.000	53800.000
x		72.224%	46.910	864.100	859.600	0.000	49890.000	53270.000	53490.000
σ		0.523%	0.851	5.190	5.545	0.000	226.100	310.800	266.100
%RSD		0.724	1.814	0.601	0.645	0.000	0.453	0.584	0.498

Run	Time	27Al	28Si	37Cl	39K	43Ca	44Ca	45Sc	47Ti
		ppb	ppb	ppb	ppb	ppb	ppb	ppb	ppb
1	16:39:27	28930.000	4177.000	0.000	50260.000	47540.000	48340.000	80.087%	1564.000
2	16:40:10	28780.000	4111.000	0.000	50200.000	47720.000	48000.000	81.030%	1566.000
3	16:40:52	29050.000	4137.000	0.000	50430.000	46910.000	48290.000	81.185%	1571.000
x		28920.000	4142.000	0.000	50300.000	47390.000	48210.000	80.767%	1567.000
σ		136.500	33.610	0.000	122.100	430.100	179.800	0.595%	3.588
%RSD		0.472	0.812	0.000	0.243	0.908	0.373	0.736	0.229

Run	Time	51V	52Cr	55Mn	56Fe	57Fe	59Co	60Ni	63Cu
		ppb	ppb	ppb	ppb	ppb	ppb	ppb	ppb
1	16:39:27	568.700	264.800	7699.000	80640.000	80660.000	504.200	534.400	253.400
2	16:40:10	572.400	264.400	7770.000	80880.000	80880.000	506.600	536.000	255.400
3	16:40:52	569.700	264.500	7810.000	81140.000	81220.000	509.400	532.700	254.600
x		570.300	264.600	7759.000	80890.000	80920.000	506.800	534.400	254.500
σ		1.964	0.220	56.340	249.900	282.500	2.602	1.653	1.050
%RSD		0.344	0.083	0.726	0.309	0.349	0.513	0.309	0.412

Run	Time	65Cu	66Zn	68Zn	75As	78Se	82Se	83Kr	88Sr
		ppb	ppb	ppb	ppb	ppb	ppb	ppb	ppb
1	16:39:27	257.900	1080.000	1086.000	92.770	9.635	9.560	0.000	963.000
2	16:40:10	254.600	1094.000	1098.000	93.310	10.670	10.160	0.000	973.700
3	16:40:52	259.400	1096.000	1105.000	93.170	11.400	9.625	0.000	977.400
x		257.300	1090.000	1096.000	93.080	10.570	9.780	0.000	971.300
σ		2.452	8.530	9.847	0.281	0.888	0.327	0.000	7.492
%RSD		0.953	0.782	0.898	0.302	8.400	3.340	0.000	0.771

Run	Time	89Y	95Mo	98Mo	103Rh	107Ag	109Ag	111Cd	114Cd
		ppb	ppb	ppb	ppb	ppb	ppb	ppb	ppb
1	16:39:27	0.000	911.600	911.500	75.930%	43.030	43.370	42.730	41.710
2	16:40:10	0.000	924.300	927.100	76.562%	43.760	43.730	44.980	42.060
3	16:40:52	0.000	927.700	926.900	77.634%	43.360	43.590	43.430	41.640
x		0.000	921.200	921.800	76.708%	43.380	43.560	43.710	41.800
σ		0.000	8.506	8.936	0.862%	0.365	0.180	1.150	0.225
%RSD		0.000	0.923	0.969	1.123	0.841	0.413	2.630	0.538

Run	Time	115In	118Sn	121Sb	123Sb	135Ba	137Ba	159Tb	165Ho
		ppb	ppb	ppb	ppb	ppb	ppb	ppb	ppb
1	16:39:27	78.393%	1520.000	331.500	329.500	2017.000	2000.000	85.146%	85.574%
2	16:40:10	80.261%	1521.000	335.100	334.100	2045.000	2026.000	88.197%	88.624%
3	16:40:52	81.661%	1528.000	335.200	336.500	2052.000	2020.000	89.236%	90.229%
x		80.105%	1523.000	333.900	333.400	2038.000	2015.000	87.526%	88.142%
σ		1.639%	4.336	2.089	3.539	18.780	13.200	2.126%	2.365%
%RSD		2.047	0.285	0.626	1.062	0.921	0.655	2.429	2.683

Run	Time	203Tl	205Tl	206Pb	207Pb	208Pb	209Bi
		ppb	ppb	ppb	ppb	ppb	ppb
1	16:39:27	43.420	43.400	133.500	134.600	133.900	75.794%
2	16:40:10	44.280	44.520	137.500	137.500	137.000	77.396%
3	16:40:52	44.380	44.560	137.400	137.500	136.600	78.441%
x		44.030	44.160	136.100	136.500	135.800	77.211%
σ		0.526	0.659	2.297	1.649	1.692	1.333%
%RSD		1.196	1.492	1.688	1.208	1.246	1.727

180-19617-C-1-A PDS 4/1/2013 4:43:30 PM

User Pre-dilution: 1.000

Run	Time	6Li	9Be	10B	11B	13C	23Na	25Mg	26Mg
		ppb	ppb	ppb	ppb	ppb	ppb	ppb	ppb
1	16:44:13	72.873%	56.230	1014.000	997.000	0.000	52110.000	54720.000	55150.000
2	16:44:56	74.488%	52.520	971.300	971.100	0.000	50280.000	52400.000	52680.000
3	16:45:39	74.000%	54.610	1021.000	1016.000	0.000	52500.000	54550.000	54770.000
x		73.787%	54.450	1002.000	994.700	0.000	51630.000	53890.000	54200.000
σ		0.828%	1.863	26.900	22.470	0.000	1185.000	1294.000	1331.000
%RSD		1.123	3.421	2.684	2.259	0.000	2.294	2.401	2.456

Run	Time	27Al	28Si	37Cl	39K	43Ca	44Ca	45Sc	47Ti
		ppb	ppb	ppb	ppb	ppb	ppb	ppb	ppb
1	16:44:13	17580.000	13990.000	0.000	50560.000	48560.000	50470.000	81.690%	1534.000
2	16:44:56	16750.000	13270.000	0.000	48660.000	47570.000	48270.000	83.378%	1487.000
3	16:45:39	17490.000	13770.000	0.000	50380.000	49970.000	50230.000	82.621%	1538.000
x		17270.000	13670.000	0.000	49870.000	48700.000	49660.000	82.563%	1519.000
σ		456.600	369.400	0.000	1044.000	1208.000	1210.000	0.845%	28.520
%RSD		2.643	2.701	0.000	2.094	2.480	2.437	1.024	1.877

Run	Time	51V	52Cr	55Mn	56Fe	57Fe	59Co	60Ni	63Cu
		ppb	ppb	ppb	ppb	ppb	ppb	ppb	ppb
1	16:44:13	622.800	273.400	7324.000	72130.000	72140.000	569.600	596.500	286.000
2	16:44:56	600.600	263.700	7141.000	70070.000	70000.000	553.400	579.300	276.000
3	16:45:39	622.200	273.200	7357.000	72190.000	72270.000	570.800	593.600	287.900
x		615.200	270.100	7274.000	71460.000	71470.000	564.600	589.800	283.300
σ		12.660	5.525	116.300	1205.000	1274.000	9.700	9.182	6.365
%RSD		2.058	2.045	1.600	1.687	1.783	1.718	1.557	2.247

Run	Time	65Cu	66Zn	68Zn	75As	78Se	82Se	83Kr	88Sr
		ppb	ppb	ppb	ppb	ppb	ppb	ppb	ppb
1	16:44:13	290.300	1189.000	1201.000	98.330	12.560	11.830	0.000	1085.000
2	16:44:56	278.800	1158.000	1164.000	95.270	12.640	11.820	0.000	1052.000
3	16:45:39	291.800	1201.000	1209.000	99.670	13.490	11.890	0.000	1092.000
x		286.900	1183.000	1191.000	97.760	12.900	11.840	0.000	1076.000
σ		7.104	22.240	24.100	2.258	0.517	0.037	0.000	20.910
%RSD		2.476	1.881	2.023	2.310	4.012	0.309	0.000	1.943

Run	Time	89Y	95Mo	98Mo	103Rh	107Ag	109Ag	111Cd	114Cd
		ppb	ppb	ppb	ppb	ppb	ppb	ppb	ppb
1	16:44:13	0.000	1015.000	1016.000	78.136%	50.790	51.490	50.220	47.340
2	16:44:56	0.000	994.100	996.900	79.831%	49.560	49.870	49.350	47.270
3	16:45:39	0.000	1031.000	1029.000	79.076%	51.370	51.540	50.990	48.670
x		0.000	1013.000	1014.000	79.015%	50.570	50.970	50.180	47.760
σ		0.000	18.680	16.240	0.849%	0.923	0.946	0.821	0.790
%RSD		0.000	1.843	1.601	1.075	1.825	1.857	1.635	1.655

Run	Time	115In	118Sn	121Sb	123Sb	135Ba	137Ba	159Tb	165Ho
		ppb	ppb	ppb	ppb	ppb	ppb	ppb	ppb
1	16:44:13	80.287%	1873.000	450.400	447.300	2275.000	2257.000	86.186%	87.031%
2	16:44:56	83.481%	1789.000	443.400	441.100	2200.000	2186.000	89.839%	90.453%
3	16:45:39	82.657%	1863.000	462.200	462.900	2275.000	2258.000	88.858%	89.306%
x		82.142%	1842.000	452.000	450.500	2250.000	2234.000	88.294%	88.930%
σ		1.658%	45.920	9.516	11.270	43.600	41.030	1.891%	1.742%
%RSD		2.019	2.493	2.105	2.501	1.938	1.837	2.141	1.959

Run	Time	203Tl	205Tl	206Pb	207Pb	208Pb	209Bi
		ppb	ppb	ppb	ppb	ppb	ppb
1	16:44:13	49.140	49.400	135.100	135.100	134.200	78.133%
2	16:44:56	48.230	48.630	132.400	132.200	132.000	80.513%
3	16:45:39	50.070	49.830	136.100	136.600	136.000	80.074%
x		49.150	49.290	134.500	134.700	134.100	79.573%
σ		0.921	0.610	1.951	2.233	2.043	1.267%
%RSD		1.874	1.237	1.450	1.658	1.524	1.592

MB 180-67125/1-A 4/1/2013 4:53:07 PM

User Pre-dilution: 1.000

Run	Time	6Li	9Be	10B	11B	13C	23Na	25Mg	26Mg
		ppb	ppb	ppb	ppb	ppb	ppb	ppb	ppb
1	16:53:50	96.170%	0.010	10.740	11.270	0.000	5.566	4.619	4.988
2	16:54:33	96.228%	-0.007	10.980	10.410	0.000	5.793	4.499	4.785
3	16:55:16	96.379%	0.004	10.320	9.807	0.000	7.017	6.196	5.654
x		96.259%	0.003	10.680	10.490	0.000	6.125	5.105	5.142
σ		0.108%	0.009	0.330	0.734	0.000	0.780	0.947	0.455
%RSD		0.113	320.600	3.088	6.990	0.000	12.740	18.560	8.841

Run	Time	27Al	28Si	37Cl	39K	43Ca	44Ca	45Sc	47Ti
		ppb	ppb	ppb	ppb	ppb	ppb	ppb	ppb
1	16:53:50	0.264	2.051	0.000	3.975	19.520	20.850	101.275%	0.649
2	16:54:33	0.292	1.437	0.000	4.563	13.590	16.460	102.262%	0.491
3	16:55:16	0.872	1.747	0.000	5.304	18.030	17.820	100.375%	0.258
x		0.476	1.745	0.000	4.614	17.050	18.380	101.304%	0.466
σ		0.343	0.307	0.000	0.666	3.082	2.244	0.944%	0.197
%RSD		72.140	17.590	0.000	14.430	18.080	12.210	0.932	42.160

Run	Time	51V	52Cr	55Mn	56Fe	57Fe	59Co	60Ni	63Cu
		ppb	ppb	ppb	ppb	ppb	ppb	ppb	ppb
1	16:53:50	0.007	-0.036	0.024	-0.158	3.143	-0.000	-0.017	0.121
2	16:54:33	-0.018	-0.059	0.058	-1.388	3.251	0.002	-0.012	0.081
3	16:55:16	-0.005	-0.045	0.222	1.032	4.163	0.016	0.032	0.084
x		-0.005	-0.046	0.101	-0.172	3.519	0.006	0.001	0.095
σ		0.012	0.011	0.106	1.210	0.560	0.009	0.027	0.022
%RSD		236.500	24.650	104.500	705.000	15.920	148.100	2114.000	23.170

Run	Time	65Cu	66Zn	68Zn	75As	78Se	82Se	83Kr	88Sr
		ppb	ppb	ppb	ppb	ppb	ppb	ppb	ppb
1	16:53:50	0.082	0.612	0.751	0.091	-0.161	0.097	0.000	0.058
2	16:54:33	0.091	0.633	0.621	-0.042	-0.195	-0.400	0.000	0.053
3	16:55:16	0.082	0.633	0.722	-0.045	-0.166	-0.418	0.000	0.090
x		0.085	0.626	0.698	0.001	-0.174	-0.240	0.000	0.067
σ		0.005	0.012	0.068	0.078	0.018	0.292	0.000	0.020
%RSD		6.161	1.993	9.796	5851.000	10.390	121.500	0.000	29.800

Run	Time	89Y	95Mo	98Mo	103Rh	107Ag	109Ag	111Cd	114Cd
		ppb	ppb	ppb	ppb	ppb	ppb	ppb	ppb
1	16:53:50	94.381%	1.893	1.766	99.969%	-0.003	0.002	-0.021	-0.007
2	16:54:33	96.133%	1.424	1.350	100.987%	-0.003	-0.001	0.017	0.019
3	16:55:16	94.510%	1.235	1.159	99.515%	-0.003	0.001	-0.029	-0.030
x		95.008%	1.517	1.425	100.157%	-0.003	0.001	-0.011	-0.006
σ		0.976%	0.339	0.310	0.754%	0.000	0.001	0.024	0.025
%RSD		1.027	22.350	21.770	0.753	1.858	257.600	218.700	395.000

Run	Time	115In	118Sn	121Sb	123Sb	135Ba	137Ba	159Tb	165Ho
		ppb	ppb	ppb	ppb	ppb	ppb	ppb	ppb
1	16:53:50	92.842%	2.614	0.986	1.002	0.049	0.088	91.428%	91.520%
2	16:54:33	94.820%	2.693	0.961	0.975	0.088	0.090	94.069%	93.608%
3	16:55:16	94.169%	2.492	0.908	0.957	0.121	0.103	92.616%	92.391%
x		93.944%	2.600	0.952	0.978	0.086	0.094	92.705%	92.506%
σ		1.008%	0.101	0.040	0.023	0.036	0.008	1.323%	1.049%
%RSD		1.073	3.885	4.181	2.346	41.770	9.041	1.427	1.134

Run	Time	203Tl	205Tl	206Pb	207Pb	208Pb	209Bi
		ppb	ppb	ppb	ppb	ppb	ppb
1	16:53:50	0.004	0.003	-0.032	-0.029	-0.033	101.749%
2	16:54:33	0.005	0.003	-0.032	-0.029	-0.034	102.764%
3	16:55:16	0.003	0.005	-0.034	-0.029	-0.032	99.880%
x		0.004	0.004	-0.033	-0.029	-0.033	101.464%
σ		0.001	0.001	0.001	0.000	0.001	1.463%
%RSD		20.230	25.890	3.996	1.263	2.802	1.442

LCS 180-67125/2-A 4/1/2013 4:57:54 PM

User Pre-dilution: 1.000

Run	Time	6Li	9Be	10B	11B	13C	23Na	25Mg	26Mg
		ppb	ppb	ppb	ppb	ppb	ppb	ppb	ppb
1	16:58:37	73.580%	47.460	885.200	874.600	0.000	48520.000	48590.000	49090.000
2	16:59:20	75.275%	45.600	861.100	858.000	0.000	47240.000	47370.000	47670.000
3	17:00:03	75.863%	46.970	886.400	882.000	0.000	48800.000	49000.000	49380.000
x		74.906%	46.680	877.600	871.500	0.000	48180.000	48320.000	48710.000
σ		1.185%	0.962	14.280	12.270	0.000	832.800	849.400	912.400
%RSD		1.582	2.060	1.627	1.408	0.000	1.728	1.758	1.873

Run	Time	27Al	28Si	37Cl	39K	43Ca	44Ca	45Sc	47Ti
		ppb	ppb	ppb	ppb	ppb	ppb	ppb	ppb
1	16:58:37	1947.000	3160.000	0.000	48880.000	47970.000	49270.000	78.217%	968.600
2	16:59:20	1887.000	3067.000	0.000	47520.000	47100.000	47570.000	82.241%	934.600
3	17:00:03	1947.000	3173.000	0.000	48860.000	48610.000	48960.000	82.784%	954.400
x		1927.000	3133.000	0.000	48420.000	47890.000	48600.000	81.081%	952.500
σ		34.810	57.820	0.000	782.700	761.900	907.200	2.495%	17.110
%RSD		1.807	1.845	0.000	1.616	1.591	1.867	3.077	1.797

Run	Time	51V	52Cr	55Mn	56Fe	57Fe	59Co	60Ni	63Cu
		ppb	ppb	ppb	ppb	ppb	ppb	ppb	ppb
1	16:58:37	500.000	199.400	504.200	1079.000	1188.000	503.100	507.800	254.800
2	16:59:20	479.700	192.700	489.700	1030.000	1142.000	484.600	487.300	244.900
3	17:00:03	493.700	197.100	505.200	1061.000	1175.000	495.200	499.800	253.200
x		491.100	196.400	499.700	1057.000	1168.000	494.300	498.300	251.000
σ		10.370	3.428	8.714	24.570	23.760	9.288	10.350	5.333
%RSD		2.111	1.745	1.744	2.325	2.034	1.879	2.077	2.125

Run	Time	65Cu	66Zn	68Zn	75As	78Se	82Se	83Kr	88Sr
		ppb	ppb	ppb	ppb	ppb	ppb	ppb	ppb
1	16:58:37	260.400	439.600	440.600	34.080	8.891	9.145	0.000	982.400
2	16:59:20	247.400	425.300	427.300	33.320	8.450	8.815	0.000	931.200
3	17:00:03	254.500	436.700	437.700	33.660	9.146	8.932	0.000	957.800
x		254.100	433.900	435.200	33.690	8.829	8.964	0.000	957.100
σ		6.527	7.600	7.022	0.383	0.352	0.167	0.000	25.570
%RSD		2.569	1.752	1.613	1.136	3.986	1.865	0.000	2.671

Run	Time	89Y	95Mo	98Mo	103Rh	107Ag	109Ag	111Cd	114Cd
		ppb	ppb	ppb	ppb	ppb	ppb	ppb	ppb
1	16:58:37	73.571%	1012.000	986.200	78.858%	44.550	45.550	43.830	41.130
2	16:59:20	78.557%	966.600	955.700	82.249%	43.350	43.830	42.960	39.760
3	17:00:03	79.669%	1001.000	989.800	83.180%	44.700	45.130	43.700	40.300
x		77.266%	993.100	977.200	81.429%	44.200	44.840	43.490	40.390
σ		3.248%	23.550	18.710	2.275%	0.738	0.897	0.468	0.688
%RSD		4.203	2.372	1.914	2.794	1.671	2.000	1.076	1.704

Run	Time	115In	118Sn	121Sb	123Sb	135Ba	137Ba	159Tb	165Ho
		ppb	ppb	ppb	ppb	ppb	ppb	ppb	ppb
1	16:58:37	76.145%	1852.000	429.600	426.600	1890.000	1864.000	81.605%	82.274%
2	16:59:20	81.085%	1766.000	414.300	413.800	1822.000	1796.000	87.769%	88.348%
3	17:00:03	82.564%	1825.000	429.600	430.600	1874.000	1857.000	89.393%	89.838%
x		79.931%	1814.000	424.500	423.700	1862.000	1839.000	86.255%	86.820%
σ		3.361%	44.140	8.863	8.783	35.370	37.570	4.109%	4.007%
%RSD		4.205	2.433	2.088	2.073	1.899	2.043	4.763	4.615

Run	Time	203Tl	205Tl	206Pb	207Pb	208Pb	209Bi
		ppb	ppb	ppb	ppb	ppb	ppb
1	16:58:37	44.290	44.460	17.400	18.760	17.910	75.354%
2	16:59:20	43.210	43.470	16.840	18.130	17.410	80.103%
3	17:00:03	44.650	44.740	17.350	18.700	17.900	81.399%
x		44.050	44.220	17.200	18.530	17.740	78.952%
σ		0.746	0.670	0.309	0.348	0.287	3.183%
%RSD		1.693	1.515	1.798	1.877	1.617	4.031

180-19613-C-11-E 4/1/2013 5:06:05 PM

User Pre-dilution: 1.000

Run	Time	6Li	9Be	10B	11B	13C	23Na	25Mg	26Mg
		ppb	ppb	ppb	ppb	ppb	ppb	ppb	ppb
1	17:06:48	71.728%	6.379	216.900	218.000	0.000	94960.000	69340.000	69540.000
2	17:07:31	70.471%	6.183	231.500	227.000	0.000	98000.000	72250.000	71800.000
3	17:08:14	71.882%	6.359	227.100	224.300	0.000	96470.000	70960.000	70650.000
x		71.360%	6.307	225.200	223.100	0.000	96480.000	70850.000	70660.000
σ		0.774%	0.107	7.491	4.620	0.000	1519.000	1457.000	1128.000
%RSD		1.085	1.703	3.326	2.071	0.000	1.574	2.057	1.596

Run	Time	27Al	28Si	37Cl	39K	43Ca	44Ca	45Sc	47Ti
		ppb	ppb	ppb	ppb	ppb	ppb	ppb	ppb
1	17:06:48	109600.000	4990.000	0.000	22980.000	60350.000	61750.000	93.015%	2334.000
2	17:07:31	112800.000	5075.000	0.000	23690.000	62220.000	63580.000	93.759%	2381.000
3	17:08:14	110600.000	5014.000	0.000	23420.000	61160.000	62630.000	94.761%	2353.000
x		111000.000	5026.000	0.000	23360.000	61240.000	62650.000	93.845%	2356.000
σ		1681.000	43.540	0.000	359.100	936.300	911.700	0.876%	23.700
%RSD		1.515	0.866	0.000	1.537	1.529	1.455	0.934	1.006

Run	Time	51V	52Cr	55Mn	56Fe	57Fe	59Co	60Ni	63Cu
		ppb	ppb	ppb	ppb	ppb	ppb	ppb	ppb
1	17:06:48	262.300	482.700	6637.000	243900.000	249600.000	89.370	249.100	698.000
2	17:07:31	271.800	498.300	6783.000	249900.000	255100.000	92.520	255.200	716.900
3	17:08:14	266.700	490.600	6679.000	245100.000	250000.000	90.660	250.200	703.200
x		266.900	490.500	6700.000	246300.000	251600.000	90.850	251.500	706.000
σ		4.785	7.782	74.930	3160.000	3079.000	1.587	3.278	9.749
%RSD		1.792	1.586	1.118	1.283	1.224	1.746	1.303	1.381

Run	Time	65Cu	66Zn	68Zn	75As	78Se	82Se	83Kr	88Sr
		ppb	ppb	ppb	ppb	ppb	ppb	ppb	ppb
1	17:06:48	703.600	1320.000	1334.000	83.290	6.515	10.510	0.000	439.400
2	17:07:31	723.900	1349.000	1372.000	85.630	7.001	9.806	0.000	457.600
3	17:08:14	710.200	1337.000	1354.000	84.630	6.624	10.050	0.000	447.400
x		712.500	1335.000	1353.000	84.520	6.714	10.120	0.000	448.100
σ		10.350	14.700	19.060	1.175	0.255	0.357	0.000	9.107
%RSD		1.453	1.101	1.409	1.391	3.796	3.522	0.000	2.032

Run	Time	89Y	95Mo	98Mo	103Rh	107Ag	109Ag	111Cd	114Cd
		ppb	ppb	ppb	ppb	ppb	ppb	ppb	ppb
1	17:06:48	0.000	8.969	8.860	82.938%	19.680	19.590	5.934	5.541
2	17:07:31	0.000	9.055	9.333	83.694%	20.190	20.120	6.315	5.895
3	17:08:14	0.000	8.929	9.062	85.370%	19.610	19.770	5.987	5.662
x		0.000	8.984	9.085	84.000%	19.830	19.830	6.079	5.699
σ		0.000	0.065	0.237	1.245%	0.321	0.272	0.206	0.180
%RSD		0.000	0.719	2.614	1.482	1.621	1.374	3.396	3.158

Run	Time	115In	118Sn	121Sb	123Sb	135Ba	137Ba	159Tb	165Ho
		ppb	ppb	ppb	ppb	ppb	ppb	ppb	ppb
1	17:06:48	86.317%	50.200	0.915	0.903	443.900	438.800	97.524%	97.592%
2	17:07:31	88.662%	51.300	0.931	0.940	454.600	450.100	102.093%	100.821%
3	17:08:14	90.930%	49.000	0.887	0.836	441.900	436.700	104.746%	103.131%
x		88.636%	50.170	0.911	0.893	446.800	441.900	101.454%	100.515%
σ		2.307%	1.149	0.022	0.053	6.798	7.202	3.653%	2.782%
%RSD		2.602	2.290	2.433	5.898	1.521	1.630	3.600	2.768

Run	Time	203Tl	205Tl	206Pb	207Pb	208Pb	209Bi
		ppb	ppb	ppb	ppb	ppb	ppb
1	17:06:48	1.376	1.356	761.800	751.400	758.800	80.469%
2	17:07:31	1.448	1.430	792.900	781.500	787.400	81.450%
3	17:08:14	1.384	1.421	791.800	782.000	786.200	81.970%
x		1.403	1.402	782.200	771.600	777.500	81.296%
σ		0.039	0.040	17.620	17.510	16.200	0.762%
%RSD		2.800	2.882	2.253	2.270	2.084	0.937

180-19613-C-11-E SD@5 4/1/2013 5:10:53 PM

User Pre-dilution: 1.000

Run	Time	6Li	9Be	10B	11B	13C	23Na	25Mg	26Mg
		ppb	ppb	ppb	ppb	ppb	ppb	ppb	ppb
1	17:11:36	78.085%	1.325	53.850	53.730	0.000	18850.000	14240.000	14260.000
2	17:12:19	79.605%	1.334	51.600	53.680	0.000	18840.000	14110.000	14210.000
3	17:13:02	79.997%	1.361	52.600	52.730	0.000	18810.000	14110.000	14180.000
x		79.229%	1.340	52.690	53.380	0.000	18830.000	14150.000	14220.000
σ		1.010%	0.019	1.123	0.566	0.000	24.090	78.710	43.940
%RSD		1.275	1.405	2.131	1.061	0.000	0.128	0.556	0.309

Run	Time	27Al	28Si	37Cl	39K	43Ca	44Ca	45Sc	47Ti
		ppb	ppb	ppb	ppb	ppb	ppb	ppb	ppb
1	17:11:36	22430.000	1033.000	0.000	4817.000	12430.000	12890.000	91.884%	484.400
2	17:12:19	22340.000	1030.000	0.000	4836.000	12700.000	13070.000	91.868%	482.800
3	17:13:02	22240.000	1035.000	0.000	4831.000	12390.000	12990.000	92.075%	484.600
x		22330.000	1033.000	0.000	4828.000	12510.000	12980.000	91.942%	483.900
σ		95.960	2.311	0.000	9.928	167.500	92.890	0.115%	0.960
%RSD		0.430	0.224	0.000	0.206	1.339	0.715	0.125	0.198

Run	Time	51V	52Cr	55Mn	56Fe	57Fe	59Co	60Ni	63Cu
		ppb	ppb	ppb	ppb	ppb	ppb	ppb	ppb
1	17:11:36	52.570	97.550	1331.000	50210.000	49880.000	17.680	50.440	141.000
2	17:12:19	52.710	98.710	1339.000	50310.000	49840.000	17.760	50.550	141.500
3	17:13:02	52.830	98.080	1336.000	50100.000	49860.000	17.720	50.740	141.300
x		52.700	98.110	1335.000	50210.000	49860.000	17.720	50.580	141.300
σ		0.130	0.578	4.115	102.800	22.830	0.039	0.156	0.255
%RSD		0.247	0.589	0.308	0.205	0.046	0.219	0.309	0.180

Run	Time	65Cu	66Zn	68Zn	75As	78Se	82Se	83Kr	88Sr
		ppb	ppb	ppb	ppb	ppb	ppb	ppb	ppb
1	17:11:36	140.200	287.500	285.800	16.370	1.062	1.246	0.000	70.430
2	17:12:19	141.700	289.200	289.100	16.990	1.223	1.430	0.000	70.890
3	17:13:02	141.600	288.300	289.300	16.950	1.054	1.304	0.000	71.300
x		141.200	288.300	288.100	16.770	1.113	1.326	0.000	70.870
σ		0.827	0.877	1.954	0.350	0.095	0.094	0.000	0.433
%RSD		0.586	0.304	0.678	2.085	8.572	7.098	0.000	0.611

Run	Time	89Y	95Mo	98Mo	103Rh	107Ag	109Ag	111Cd	114Cd
		ppb	ppb	ppb	ppb	ppb	ppb	ppb	ppb
1	17:11:36	109.079%	1.338	1.348	93.580%	3.899	3.949	1.366	1.168
2	17:12:19	110.498%	1.399	1.458	93.962%	3.901	3.972	1.158	1.120
3	17:13:02	110.202%	1.319	1.461	93.617%	3.980	3.977	1.356	1.169
x		109.926%	1.352	1.423	93.719%	3.927	3.966	1.293	1.153
σ		0.749%	0.042	0.064	0.211%	0.046	0.015	0.117	0.028
%RSD		0.681	3.096	4.518	0.225	1.177	0.384	9.075	2.408

Run	Time	115In	118Sn	121Sb	123Sb	135Ba	137Ba	159Tb	165Ho
		ppb	ppb	ppb	ppb	ppb	ppb	ppb	ppb
1	17:11:36	93.535%	10.200	0.244	0.250	89.090	87.860	94.595%	94.012%
2	17:12:19	94.754%	10.330	0.257	0.276	89.010	88.700	96.593%	96.736%
3	17:13:02	95.461%	10.230	0.266	0.256	89.130	89.000	96.534%	96.932%
x		94.583%	10.250	0.256	0.261	89.080	88.520	95.907%	95.894%
σ		0.974%	0.066	0.011	0.013	0.059	0.587	1.137%	1.632%
%RSD		1.030	0.643	4.262	5.125	0.066	0.663	1.186	1.702

Run	Time	203Tl	205Tl	206Pb	207Pb	208Pb	209Bi
		ppb	ppb	ppb	ppb	ppb	ppb
1	17:11:36	0.279	0.259	156.700	155.500	154.900	87.030%
2	17:12:19	0.261	0.284	159.100	158.400	158.100	87.985%
3	17:13:02	0.274	0.279	158.000	157.800	157.100	88.978%
x		0.271	0.274	157.900	157.200	156.700	87.998%
σ		0.009	0.013	1.201	1.505	1.670	0.974%
%RSD		3.448	4.848	0.761	0.957	1.065	1.107

180-19613-C-11-F MS 4/1/2013 5:15:42 PM

User Pre-dilution: 1.000

Run	Time	6Li	9Be	10B	11B	13C	23Na	25Mg	26Mg
		ppb	ppb	ppb	ppb	ppb	ppb	ppb	ppb
1	17:16:24	68.040%	50.970	1036.000	1030.000	0.000	143200.000	117600.000	117600.000
2	17:17:08	70.524%	47.310	984.200	993.800	0.000	137300.000	113600.000	113500.000
3	17:17:51	68.885%	48.620	1022.000	1037.000	0.000	142500.000	118100.000	117700.000
x		69.150%	48.970	1014.000	1020.000	0.000	141000.000	116400.000	116200.000
σ		1.263%	1.853	26.880	23.240	0.000	3208.000	2442.000	2409.000
%RSD		1.826	3.783	2.650	2.278	0.000	2.275	2.098	2.073

Run	Time	27Al	28Si	37Cl	39K	43Ca	44Ca	45Sc	47Ti
		ppb	ppb	ppb	ppb	ppb	ppb	ppb	ppb
1	17:16:24	153200.000	6751.000	0.000	74940.000	96320.000	98090.000	91.395%	3490.000
2	17:17:08	146700.000	6448.000	0.000	71940.000	93230.000	94550.000	93.654%	3366.000
3	17:17:51	151400.000	6619.000	0.000	74520.000	95550.000	98000.000	92.403%	3458.000
x		150400.000	6606.000	0.000	73800.000	95030.000	96880.000	92.484%	3438.000
σ		3330.000	152.000	0.000	1621.000	1610.000	2017.000	1.131%	64.320
%RSD		2.213	2.301	0.000	2.196	1.694	2.082	1.223	1.871

Run	Time	51V	52Cr	55Mn	56Fe	57Fe	59Co	60Ni	63Cu
		ppb	ppb	ppb	ppb	ppb	ppb	ppb	ppb
1	17:16:24	738.800	638.900	7021.000	241600.000	247500.000	505.100	664.600	788.200
2	17:17:08	716.300	619.300	6785.000	235200.000	239900.000	488.600	644.200	766.800
3	17:17:51	731.700	634.500	7034.000	240600.000	245800.000	503.400	663.100	790.200
x		729.000	630.900	6947.000	239200.000	244400.000	499.000	657.300	781.800
σ		11.510	10.260	140.100	3452.000	4007.000	9.094	11.380	12.950
%RSD		1.578	1.625	2.017	1.443	1.639	1.822	1.732	1.657

Run	Time	65Cu	66Zn	68Zn	75As	78Se	82Se	83Kr	88Sr
		ppb	ppb	ppb	ppb	ppb	ppb	ppb	ppb
1	17:16:24	796.400	1576.000	1594.000	108.200	14.450	16.250	0.000	1321.000
2	17:17:08	777.200	1543.000	1569.000	105.700	14.660	16.480	0.000	1286.000
3	17:17:51	800.500	1592.000	1618.000	110.200	15.820	16.510	0.000	1336.000
x		791.400	1570.000	1594.000	108.000	14.980	16.410	0.000	1314.000
σ		12.440	25.090	24.460	2.258	0.736	0.140	0.000	25.670
%RSD		1.571	1.598	1.535	2.091	4.915	0.854	0.000	1.953

Run	Time	89Y	95Mo	98Mo	103Rh	107Ag	109Ag	111Cd	114Cd
		ppb	ppb	ppb	ppb	ppb	ppb	ppb	ppb
1	17:16:24	0.000	901.600	908.400	79.375%	29.000	28.670	45.820	42.200
2	17:17:08	0.000	882.600	888.800	81.671%	28.040	27.870	44.620	41.500
3	17:17:51	0.000	920.700	923.200	80.197%	29.070	28.710	45.510	41.840
x		0.000	901.600	906.800	80.414%	28.710	28.410	45.320	41.850
σ		0.000	19.030	17.240	1.163%	0.578	0.472	0.621	0.349
%RSD		0.000	2.110	1.901	1.447	2.013	1.663	1.370	0.833

Run	Time	115In	118Sn	121Sb	123Sb	135Ba	137Ba	159Tb	165Ho
		ppb	ppb	ppb	ppb	ppb	ppb	ppb	ppb
1	17:16:24	84.771%	1386.000	118.700	119.100	2286.000	2244.000	95.841%	96.344%
2	17:17:08	88.021%	1344.000	116.200	115.600	2199.000	2177.000	101.692%	100.248%
3	17:17:51	87.520%	1395.000	120.400	121.000	2277.000	2257.000	100.371%	100.317%
x		86.771%	1375.000	118.400	118.600	2254.000	2226.000	99.301%	98.970%
σ		1.750%	27.130	2.111	2.721	47.700	43.110	3.068%	2.274%
%RSD		2.017	1.972	1.783	2.295	2.116	1.937	3.090	2.298

Run	Time	203Tl	205Tl	206Pb	207Pb	208Pb	209Bi
		ppb	ppb	ppb	ppb	ppb	ppb
1	17:16:24	44.570	45.390	729.100	726.200	710.300	76.906%
2	17:17:08	44.040	44.300	709.700	713.100	692.200	80.089%
3	17:17:51	45.670	46.210	740.500	744.100	720.500	79.386%
x		44.760	45.300	726.400	727.800	707.700	78.794%
σ		0.833	0.960	15.580	15.530	14.350	1.672%
%RSD		1.860	2.119	2.144	2.134	2.027	2.122

180-19613-C-11-G MSD 4/1/2013 5:20:31 PM

User Pre-dilution: 1.000

Run	Time	6Li	9Be	10B	11B	13C	23Na	25Mg	26Mg
		ppb	ppb	ppb	ppb	ppb	ppb	ppb	ppb
1	17:21:14	68.303%	49.220	1051.000	1052.000	0.000	142500.000	121400.000	121000.000
2	17:21:57	69.049%	49.390	1054.000	1060.000	0.000	142000.000	121000.000	120600.000
3	17:22:40	68.755%	48.940	1051.000	1057.000	0.000	140200.000	119200.000	118500.000
x		68.702%	49.190	1052.000	1056.000	0.000	141500.000	120600.000	120100.000
σ		0.376%	0.226	1.781	4.077	0.000	1233.000	1157.000	1342.000
%RSD		0.547	0.460	0.169	0.386	0.000	0.871	0.960	1.117

Run	Time	27Al	28Si	37Cl	39K	43Ca	44Ca	45Sc	47Ti
		ppb	ppb	ppb	ppb	ppb	ppb	ppb	ppb
1	17:21:14	155900.000	8321.000	0.000	74920.000	98880.000	101400.000	92.999%	3676.000
2	17:21:57	154400.000	8187.000	0.000	74500.000	99520.000	100700.000	93.602%	3670.000
3	17:22:40	152400.000	8074.000	0.000	73400.000	97170.000	98490.000	94.230%	3597.000
x		154200.000	8194.000	0.000	74270.000	98520.000	100200.000	93.610%	3648.000
σ		1777.000	123.400	0.000	786.500	1211.000	1529.000	0.615%	43.920
%RSD		1.153	1.506	0.000	1.059	1.229	1.526	0.657	1.204

Run	Time	51V	52Cr	55Mn	56Fe	57Fe	59Co	60Ni	63Cu
		ppb	ppb	ppb	ppb	ppb	ppb	ppb	ppb
1	17:21:14	741.400	665.600	7209.000	251200.000	257400.000	511.100	674.600	833.800
2	17:21:57	743.600	667.700	7208.000	251200.000	256500.000	509.000	674.400	837.700
3	17:22:40	727.800	651.700	7080.000	246100.000	251800.000	500.700	661.600	817.500
x		737.600	661.700	7165.000	249500.000	255200.000	506.900	670.200	829.700
σ		8.553	8.706	74.330	2937.000	2991.000	5.524	7.471	10.730
%RSD		1.160	1.316	1.037	1.177	1.172	1.090	1.115	1.293

Run	Time	65Cu	66Zn	68Zn	75As	78Se	82Se	83Kr	88Sr
		ppb	ppb	ppb	ppb	ppb	ppb	ppb	ppb
1	17:21:14	847.000	1660.000	1682.000	111.400	15.530	16.890	0.000	1345.000
2	17:21:57	844.500	1664.000	1697.000	112.900	15.960	17.030	0.000	1355.000
3	17:22:40	828.300	1636.000	1672.000	111.600	15.550	16.950	0.000	1326.000
x		839.900	1653.000	1684.000	112.000	15.680	16.960	0.000	1342.000
σ		10.130	15.100	12.950	0.785	0.242	0.071	0.000	15.070
%RSD		1.206	0.913	0.769	0.701	1.543	0.419	0.000	1.123

Run	Time	89Y	95Mo	98Mo	103Rh	107Ag	109Ag	111Cd	114Cd
		ppb	ppb	ppb	ppb	ppb	ppb	ppb	ppb
1	17:21:14	0.000	921.900	923.300	80.375%	27.890	27.840	45.640	43.070
2	17:21:57	0.000	926.300	929.500	80.849%	28.230	28.020	45.430	43.460
3	17:22:40	0.000	908.200	914.600	81.748%	27.670	27.310	45.030	41.970
x		0.000	918.800	922.500	80.991%	27.930	27.730	45.370	42.830
σ		0.000	9.405	7.477	0.698%	0.286	0.369	0.312	0.772
%RSD		0.000	1.024	0.811	0.861	1.025	1.332	0.687	1.803

Run	Time	115In	118Sn	121Sb	123Sb	135Ba	137Ba	159Tb	165Ho
		ppb	ppb	ppb	ppb	ppb	ppb	ppb	ppb
1	17:21:14	86.101%	1359.000	125.300	125.200	2301.000	2275.000	99.478%	98.406%
2	17:21:57	87.594%	1362.000	127.000	125.400	2325.000	2299.000	100.872%	100.327%
3	17:22:40	88.006%	1341.000	123.800	123.300	2272.000	2245.000	102.595%	101.426%
x		87.234%	1354.000	125.300	124.600	2299.000	2273.000	100.981%	100.053%
σ		1.002%	11.290	1.588	1.137	26.410	27.040	1.562%	1.529%
%RSD		1.149	0.834	1.267	0.913	1.148	1.190	1.547	1.528

Run	Time	203Tl	205Tl	206Pb	207Pb	208Pb	209Bi
		ppb	ppb	ppb	ppb	ppb	ppb
1	17:21:14	45.270	45.820	752.200	718.800	745.300	78.406%
2	17:21:57	45.610	45.980	754.700	660.100	734.800	80.009%
3	17:22:40	44.490	44.890	737.300	661.000	721.900	80.973%
x		45.120	45.570	748.100	680.000	734.000	79.796%
σ		0.573	0.589	9.414	33.610	11.690	1.297%
%RSD		1.271	1.293	1.258	4.943	1.592	1.625

180-19613-C-11-E PDS 4/1/2013 5:25:20 PM

User Pre-dilution: 1.000

Run	Time	6Li	9Be	10B	11B	13C	23Na	25Mg	26Mg
		ppb	ppb	ppb	ppb	ppb	ppb	ppb	ppb
1	17:26:03	68.255%	52.020	1118.000	1106.000	0.000	144600.000	118200.000	118300.000
2	17:26:46	68.184%	53.500	1122.000	1121.000	0.000	145600.000	119200.000	119400.000
3	17:27:29	68.082%	52.160	1125.000	1120.000	0.000	145500.000	119600.000	119500.000
x		68.174%	52.560	1122.000	1116.000	0.000	145200.000	119000.000	119000.000
σ		0.087%	0.815	3.269	8.386	0.000	547.200	721.000	661.700
%RSD		0.127	1.551	0.291	0.752	0.000	0.377	0.606	0.556

Run	Time	27Al	28Si	37Cl	39K	43Ca	44Ca	45Sc	47Ti
		ppb	ppb	ppb	ppb	ppb	ppb	ppb	ppb
1	17:26:03	111700.000	14960.000	0.000	69620.000	105800.000	107600.000	89.539%	3254.000
2	17:26:46	112100.000	14960.000	0.000	70330.000	106600.000	107400.000	90.193%	3284.000
3	17:27:29	112000.000	14930.000	0.000	69970.000	106500.000	108300.000	90.190%	3286.000
x		111900.000	14950.000	0.000	69970.000	106300.000	107800.000	89.974%	3275.000
σ		235.500	18.980	0.000	354.300	455.500	476.100	0.377%	17.440
%RSD		0.210	0.127	0.000	0.506	0.429	0.442	0.419	0.533

Run	Time	51V	52Cr	55Mn	56Fe	57Fe	59Co	60Ni	63Cu
		ppb	ppb	ppb	ppb	ppb	ppb	ppb	ppb
1	17:26:03	733.500	670.700	7120.000	245300.000	251000.000	554.200	706.500	926.900
2	17:26:46	731.600	672.100	7142.000	245100.000	251300.000	552.900	706.100	926.000
3	17:27:29	737.800	672.600	7175.000	245600.000	252100.000	557.200	708.200	926.900
x		734.300	671.800	7146.000	245300.000	251500.000	554.700	706.900	926.600
σ		3.217	1.003	27.700	232.500	571.800	2.199	1.085	0.533
%RSD		0.438	0.149	0.388	0.095	0.227	0.397	0.153	0.058

Run	Time	65Cu	66Zn	68Zn	75As	78Se	82Se	83Kr	88Sr
		ppb	ppb	ppb	ppb	ppb	ppb	ppb	ppb
1	17:26:03	932.700	1727.000	1751.000	118.700	18.790	17.990	0.000	1442.000
2	17:26:46	936.200	1742.000	1747.000	117.700	18.680	18.510	0.000	1451.000
3	17:27:29	940.200	1759.000	1772.000	120.500	18.460	18.080	0.000	1466.000
x		936.400	1743.000	1757.000	119.000	18.640	18.200	0.000	1453.000
σ		3.767	16.030	13.400	1.414	0.170	0.276	0.000	12.180
%RSD		0.402	0.920	0.763	1.188	0.913	1.518	0.000	0.838

Run	Time	89Y	95Mo	98Mo	103Rh	107Ag	109Ag	111Cd	114Cd
		ppb	ppb	ppb	ppb	ppb	ppb	ppb	ppb
1	17:26:03	0.000	1086.000	1094.000	77.840%	62.710	62.200	50.240	46.180
2	17:26:46	0.000	1101.000	1103.000	78.418%	63.890	63.000	50.330	46.930
3	17:27:29	0.000	1112.000	1118.000	77.638%	63.420	65.510	51.070	47.400
x		0.000	1100.000	1105.000	77.965%	63.340	63.570	50.550	46.840
σ		0.000	12.940	12.280	0.405%	0.596	1.725	0.454	0.614
%RSD		0.000	1.177	1.111	0.519	0.941	2.714	0.899	1.311

Run	Time	115In	118Sn	121Sb	123Sb	135Ba	137Ba	159Tb	165Ho
		ppb	ppb	ppb	ppb	ppb	ppb	ppb	ppb
1	17:26:03	82.738%	1942.000	435.700	434.200	2338.000	2302.000	96.082%	95.733%
2	17:26:46	84.703%	1925.000	441.500	435.900	2322.000	2308.000	99.660%	98.530%
3	17:27:29	82.821%	1966.000	454.300	447.600	2357.000	2339.000	99.654%	98.707%
x		83.421%	1944.000	443.900	439.200	2339.000	2316.000	98.465%	97.657%
σ		1.111%	20.940	9.506	7.284	17.650	19.830	2.064%	1.668%
%RSD		1.332	1.077	2.142	1.658	0.755	0.856	2.096	1.708

Run	Time	203Tl	205Tl	206Pb	207Pb	208Pb	209Bi
		ppb	ppb	ppb	ppb	ppb	ppb
1	17:26:03	47.790	48.240	769.400	768.200	770.200	78.256%
2	17:26:46	48.270	48.340	767.800	766.900	769.100	80.748%
3	17:27:29	48.030	48.690	771.600	762.200	767.000	81.157%
x		48.030	48.420	769.600	765.800	768.800	80.054%
σ		0.243	0.233	1.891	3.190	1.603	1.570%
%RSD		0.505	0.480	0.246	0.417	0.209	1.961

CCV 781130 4/1/2013 5:30:09 PM QC Status: PASS (Initial: PASS)

User Pre-dilution: 1.000

Run	Time	6Li	9Be	10B	11B	13C	23Na	25Mg	26Mg
		ppb	ppb	ppb	ppb	ppb	ppb	ppb	ppb
1	17:30:52	91.492%	93.350	113.800	109.900	0.000	45160.000	45580.000	45870.000
2	17:31:35	93.594%	93.280	108.600	107.400	0.000	45340.000	45480.000	45800.000
3	17:32:18	94.315%	92.070	104.900	106.000	0.000	44700.000	44950.000	45440.000
x		93.134%	92.902%	109.093%	107.769%	0.000	90.133%	90.670%	91.398%
σ		1.466%	n/a	n/a	n/a	0.000	n/a	n/a	n/a
%RSD		1.574	0.779	4.100	1.829	0.000	0.738	0.751	0.505

Run	Time	27Al	28Si	37Cl	39K	43Ca	44Ca	45Sc	47Ti
		ppb	ppb	ppb	ppb	ppb	ppb	ppb	ppb
1	17:30:52	557.700	4704.000	0.000	46170.000	43900.000	45790.000	100.291%	93.340
2	17:31:35	587.200	4620.000	0.000	45980.000	43690.000	45320.000	101.670%	93.160
3	17:32:18	528.000	4623.000	0.000	45910.000	43890.000	45320.000	102.003%	93.970
x		111.529%	92.981%	0.000	92.040%	87.658%	90.946%	101.321%	93.492%
σ		n/a	n/a	0.000	n/a	n/a	n/a	0.908%	n/a
%RSD		5.308	1.027	0.000	0.299	0.280	0.596	0.896	0.455

Run	Time	51V	52Cr	55Mn	56Fe	57Fe	59Co	60Ni	63Cu
		ppb	ppb	ppb	ppb	ppb	ppb	ppb	ppb
1	17:30:52	90.650	91.620	470.100	23870.000	24120.000	92.860	94.400	96.880
2	17:31:35	89.270	90.970	474.700	23900.000	24310.000	93.000	94.930	97.520
3	17:32:18	90.160	90.470	469.200	23690.000	23990.000	92.100	94.430	96.800
x		90.028%	91.018%	94.264%	95.277%	96.572%	92.653%	94.587%	97.067%
σ		n/a	n/a	n/a	n/a	n/a	n/a	n/a	n/a
%RSD		0.776	0.635	0.626	0.473	0.669	0.518	0.318	0.408

Run	Time	65Cu	66Zn	68Zn	75As	78Se	82Se	83Kr	88Sr
		ppb	ppb	ppb	ppb	ppb	ppb	ppb	ppb
1	17:30:52	98.030	103.300	102.500	97.840	102.400	97.870	0.000	98.590
2	17:31:35	98.500	103.600	103.200	97.150	102.200	101.200	0.000	98.470
3	17:32:18	96.470	102.500	102.000	97.380	101.400	100.500	0.000	98.080
x		97.666%	103.144%	102.564%	97.457%	102.022%	99.870%	0.000	98.379%
σ		n/a	n/a	n/a	n/a	n/a	n/a	0.000	n/a
%RSD		1.089	0.550	0.566	0.358	0.519	1.766	0.000	0.267

Run	Time	89Y	95Mo	98Mo	103Rh	107Ag	109Ag	111Cd	114Cd
		ppb	ppb	ppb	ppb	ppb	ppb	ppb	ppb
1	17:30:52	90.016%	99.910	100.200	90.159%	94.290	95.720	97.300	98.320
2	17:31:35	92.179%	101.200	101.400	91.597%	94.470	95.570	97.940	98.380
3	17:32:18	92.411%	101.400	101.000	91.555%	94.270	95.660	98.010	99.330
x		91.535%	100.850%	100.879%	91.103%	94.346%	95.652%	97.749%	98.674%
σ		1.321%	n/a	n/a	0.819%	n/a	n/a	n/a	n/a
%RSD		1.443	0.815	0.597	0.898	0.118	0.079	0.398	0.574

Run	Time	115In	118Sn	121Sb	123Sb	135Ba	137Ba	159Tb	165Ho
		ppb	ppb	ppb	ppb	ppb	ppb	ppb	ppb
1	17:30:52	86.934%	101.800	102.000	101.200	102.100	102.600	88.703%	88.066%
2	17:31:35	89.604%	101.700	99.480	100.300	103.000	103.200	90.184%	90.803%
3	17:32:18	89.796%	101.200	99.260	99.020	100.800	99.710	92.214%	91.524%
x		88.778%	101.560%	100.257%	100.162%	101.952%	101.816%	90.367%	90.131%
σ		1.599%	n/a	n/a	n/a	n/a	n/a	1.763%	1.824%
%RSD		1.802	0.279	1.537	1.077	1.065	1.820	1.951	2.024

Run	Time	203Tl	205Tl	206Pb	207Pb	208Pb	209Bi
		ppb	ppb	ppb	ppb	ppb	ppb
1	17:30:52	94.350	94.120	95.040	94.580	94.710	82.517%
2	17:31:35	94.850	94.390	95.850	95.990	96.030	84.862%
3	17:32:18	95.180	94.730	95.540	96.030	95.570	84.824%
x		94.793%	94.411%	95.475%	95.534%	95.435%	84.068%
σ		n/a	n/a	n/a	n/a	n/a	1.343%
%RSD		0.443	0.327	0.425	0.861	0.703	1.598

CCB3 4/1/2013 5:34:59 PM QC Status: PASS (Initial: PASS)

User Pre-dilution: 1.000

Run	Time	6Li	9Be	10B	11B	13C	23Na	25Mg	26Mg
		ppb	ppb	ppb	ppb	ppb	ppb	ppb	ppb
1	17:35:42	115.656%	0.065	11.380	11.820	0.000	94.760	52.310	51.860
2	17:36:25	116.776%	0.064	10.130	10.720	0.000	92.440	56.000	56.130
3	17:37:08	116.750%	0.106	10.160	9.900	0.000	95.020	61.350	61.060
x		116.394%	0.078	10.550	10.810	0.000	94.070	56.550	56.350
σ		0.640%	0.024	0.711	0.963	0.000	1.420	4.547	4.601
%RSD		0.549	30.350	6.733	8.906	0.000	1.509	8.041	8.165

Run	Time	27Al	28Si	37Cl	39K	43Ca	44Ca	45Sc	47Ti
		ppb	ppb	ppb	ppb	ppb	ppb	ppb	ppb
1	17:35:42	20.980	5.766	0.000	101.700	54.640	52.230	119.563%	0.450
2	17:36:25	24.000	10.460	0.000	89.810	47.010	56.340	119.370%	0.957
3	17:37:08	25.210	4.368	0.000	86.850	55.630	62.540	118.874%	0.742
x		23.400	6.864	0.000	92.780	52.430	57.040	119.269%	0.716
σ		2.181	3.190	0.000	7.844	4.718	5.188	0.356%	0.255
%RSD		9.321	46.480	0.000	8.454	9.000	9.095	0.298	35.520

Run	Time	51V	52Cr	55Mn	56Fe	57Fe	59Co	60Ni	63Cu
		ppb	ppb	ppb	ppb	ppb	ppb	ppb	ppb
1	17:35:42	0.175	0.268	1.658	50.190	62.810	0.145	0.217	1.752
2	17:36:25	0.117	0.277	1.871	57.360	67.020	0.161	0.257	1.658
3	17:37:08	0.137	0.317	1.967	63.650	71.950	0.180	0.287	1.690
x		0.143	0.287	1.832	57.070	67.260	0.162	0.254	1.700
σ		0.030	0.026	0.158	6.732	4.570	0.017	0.035	0.048
%RSD		20.660	9.081	8.632	11.800	6.795	10.760	13.940	2.813

Run	Time	65Cu	66Zn	68Zn	75As	78Se	82Se	83Kr	88Sr
		ppb	ppb	ppb	ppb	ppb	ppb	ppb	ppb
1	17:35:42	0.395	0.883	0.975	-0.169	2.567	-0.833	0.000	0.298
2	17:36:25	0.453	0.947	0.979	-0.031	2.123	-0.618	0.000	0.316
3	17:37:08	0.387	0.978	1.044	-0.057	2.120	-0.663	0.000	0.355
x		0.411	0.936	0.999	-0.086	2.270	-0.705	0.000	0.323
σ		0.036	0.049	0.039	0.074	0.257	0.114	0.000	0.029
%RSD		8.688	5.202	3.877	85.900	11.320	16.150	0.000	9.003

Run	Time	89Y	95Mo	98Mo	103Rh	107Ag	109Ag	111Cd	114Cd
		ppb	ppb	ppb	ppb	ppb	ppb	ppb	ppb
1	17:35:42	116.322%	0.903	0.859	109.911%	0.101	0.100	0.002	0.047
2	17:36:25	117.340%	0.851	0.779	110.533%	0.100	0.089	0.056	0.051
3	17:37:08	116.221%	0.692	0.652	109.657%	0.105	0.117	0.027	0.048
x		116.627%	0.815	0.763	110.034%	0.102	0.102	0.028	0.049
σ		0.619%	0.110	0.104	0.451%	0.003	0.014	0.027	0.002
%RSD		0.531	13.460	13.650	0.409	2.550	13.580	95.500	4.995

Run	Time	115In	118Sn	121Sb	123Sb	135Ba	137Ba	159Tb	165Ho
		ppb	ppb	ppb	ppb	ppb	ppb	ppb	ppb
1	17:35:42	101.379%	1.784	0.625	0.567	0.607	0.611	97.109%	97.407%
2	17:36:25	102.892%	1.757	0.637	0.634	0.613	0.705	99.822%	99.537%
3	17:37:08	102.373%	1.647	0.586	0.606	0.731	0.683	99.375%	99.487%
x		102.215%	1.729	0.616	0.603	0.650	0.666	98.769%	98.810%
σ		0.769%	0.073	0.027	0.034	0.070	0.049	1.455%	1.216%
%RSD		0.752	4.195	4.364	5.586	10.800	7.398	1.473	1.230

Run	Time	203Tl	205Tl	206Pb	207Pb	208Pb	209Bi
		ppb	ppb	ppb	ppb	ppb	ppb
1	17:35:42	0.067	0.068	0.305	0.300	0.291	106.667%
2	17:36:25	0.062	0.063	0.281	0.284	0.287	110.367%
3	17:37:08	0.074	0.081	0.317	0.319	0.313	108.816%
x		0.068	0.071	0.301	0.301	0.297	108.617%
σ		0.006	0.009	0.018	0.017	0.014	1.858%
%RSD		9.040	13.000	6.035	5.751	4.773	1.711

180-19613-C-10-H 4/1/2013 5:39:50 PM

User Pre-dilution: 1.000

Run	Time	6Li	9Be	10B	11B	13C	23Na	25Mg	26Mg
		ppb	ppb	ppb	ppb	ppb	ppb	ppb	ppb
1	17:40:33	69.312%	6.353	219.000	222.000	0.000	94410.000	71090.000	71170.000
2	17:41:16	70.903%	6.291	221.000	222.500	0.000	93660.000	70070.000	70100.000
3	17:41:59	70.064%	6.506	218.700	223.500	0.000	93800.000	70510.000	70110.000
x		70.093%	6.383	219.500	222.700	0.000	93960.000	70560.000	70460.000
σ		0.796%	0.111	1.249	0.762	0.000	395.500	515.400	612.800
%RSD		1.136	1.731	0.569	0.342	0.000	0.421	0.731	0.870

Run	Time	27Al	28Si	37Cl	39K	43Ca	44Ca	45Sc	47Ti
		ppb	ppb	ppb	ppb	ppb	ppb	ppb	ppb
1	17:40:33	116200.000	5619.000	0.000	24470.000	61630.000	63650.000	92.908%	2520.000
2	17:41:16	114200.000	5485.000	0.000	24420.000	61850.000	63610.000	93.297%	2524.000
3	17:41:59	114000.000	5512.000	0.000	24510.000	61460.000	63430.000	93.200%	2518.000
x		114800.000	5539.000	0.000	24460.000	61640.000	63560.000	93.135%	2521.000
σ		1204.000	70.950	0.000	43.690	194.900	115.900	0.203%	3.062
%RSD		1.049	1.281	0.000	0.179	0.316	0.182	0.218	0.121

Run	Time	51V	52Cr	55Mn	56Fe	57Fe	59Co	60Ni	63Cu
		ppb	ppb	ppb	ppb	ppb	ppb	ppb	ppb
1	17:40:33	281.200	603.100	5953.000	247700.000	253100.000	87.690	255.600	822.100
2	17:41:16	281.300	605.600	5987.000	247400.000	252300.000	88.030	251.700	826.200
3	17:41:59	280.300	604.500	5944.000	246500.000	252500.000	87.810	253.200	827.900
x		280.900	604.400	5961.000	247200.000	252600.000	87.840	253.500	825.400
σ		0.589	1.254	22.700	602.700	430.000	0.169	1.973	2.961
%RSD		0.209	0.207	0.381	0.244	0.170	0.193	0.778	0.359

Run	Time	65Cu	66Zn	68Zn	75As	78Se	82Se	83Kr	88Sr
		ppb	ppb	ppb	ppb	ppb	ppb	ppb	ppb
1	17:40:33	829.300	1410.000	1421.000	88.140	6.766	9.993	0.000	447.300
2	17:41:16	835.500	1422.000	1447.000	88.880	6.742	10.210	0.000	455.800
3	17:41:59	836.000	1427.000	1439.000	88.770	7.102	9.902	0.000	452.400
x		833.600	1419.000	1436.000	88.600	6.870	10.030	0.000	451.800
σ		3.752	8.765	13.580	0.400	0.201	0.157	0.000	4.279
%RSD		0.450	0.618	0.946	0.452	2.927	1.561	0.000	0.947

Run	Time	89Y	95Mo	98Mo	103Rh	107Ag	109Ag	111Cd	114Cd
		ppb	ppb	ppb	ppb	ppb	ppb	ppb	ppb
1	17:40:33	0.000	10.360	10.820	84.849%	28.370	28.300	9.084	8.949
2	17:41:16	0.000	10.630	10.730	85.322%	28.700	28.780	9.134	8.672
3	17:41:59	0.000	10.660	10.560	85.444%	28.500	28.550	9.102	8.674
x		0.000	10.550	10.700	85.205%	28.520	28.540	9.107	8.765
σ		0.000	0.167	0.130	0.314%	0.168	0.240	0.026	0.159
%RSD		0.000	1.580	1.212	0.369	0.590	0.840	0.281	1.815

Run	Time	115In	118Sn	121Sb	123Sb	135Ba	137Ba	159Tb	165Ho
		ppb	ppb	ppb	ppb	ppb	ppb	ppb	ppb
1	17:40:33	86.979%	55.710	1.411	1.467	509.400	500.800	99.834%	99.320%
2	17:41:16	89.535%	55.650	1.376	1.299	505.100	502.300	102.993%	102.410%
3	17:41:59	89.899%	55.170	1.259	1.246	505.000	497.900	103.665%	103.129%
x		88.804%	55.510	1.349	1.338	506.500	500.300	102.164%	101.620%
σ		1.591%	0.293	0.080	0.116	2.533	2.236	2.046%	2.024%
%RSD		1.792	0.527	5.933	8.631	0.500	0.447	2.002	1.992

Run	Time	203Tl	205Tl	206Pb	207Pb	208Pb	209Bi
		ppb	ppb	ppb	ppb	ppb	ppb
1	17:40:33	1.372	1.423	905.300	903.100	899.500	84.020%
2	17:41:16	1.455	1.490	910.800	910.400	907.300	85.066%
3	17:41:59	1.435	1.428	901.200	899.500	896.400	85.531%
x		1.420	1.447	905.800	904.300	901.100	84.873%
σ		0.043	0.037	4.799	5.552	5.613	0.774%
%RSD		3.037	2.568	0.530	0.614	0.623	0.911

180-19613-D-12-G 4/1/2013 5:44:40 PM

User Pre-dilution: 1.000

Run	Time	6Li	9Be	10B	11B	13C	23Na	25Mg	26Mg
		ppb	ppb	ppb	ppb	ppb	ppb	ppb	ppb
1	17:45:23	68.686%	6.192	228.200	229.100	0.000	90130.000	70620.000	70660.000
2	17:46:06	69.262%	6.122	225.200	230.600	0.000	89410.000	69860.000	69570.000
3	17:46:49	69.482%	5.689	229.300	229.400	0.000	89510.000	70290.000	69980.000
x		69.143%	6.001	227.600	229.700	0.000	89680.000	70260.000	70070.000
σ		0.411%	0.273	2.117	0.789	0.000	391.000	381.200	552.400
%RSD		0.594	4.541	0.930	0.344	0.000	0.436	0.543	0.788

Run	Time	27Al	28Si	37Cl	39K	43Ca	44Ca	45Sc	47Ti
		ppb	ppb	ppb	ppb	ppb	ppb	ppb	ppb
1	17:45:23	112900.000	4860.000	0.000	23970.000	77490.000	80110.000	91.059%	2456.000
2	17:46:06	110800.000	4768.000	0.000	23680.000	77380.000	79350.000	90.907%	2462.000
3	17:46:49	111100.000	4748.000	0.000	23920.000	78200.000	80450.000	89.904%	2446.000
x		111600.000	4792.000	0.000	23860.000	77690.000	79970.000	90.623%	2455.000
σ		1113.000	60.020	0.000	153.900	446.700	563.100	0.628%	8.010
%RSD		0.997	1.252	0.000	0.645	0.575	0.704	0.693	0.326

Run	Time	51V	52Cr	55Mn	56Fe	57Fe	59Co	60Ni	63Cu
		ppb	ppb	ppb	ppb	ppb	ppb	ppb	ppb
1	17:45:23	279.500	493.600	7218.000	244800.000	249400.000	86.020	248.800	661.300
2	17:46:06	277.500	486.600	7158.000	242900.000	247200.000	85.140	245.500	652.900
3	17:46:49	278.100	491.000	7215.000	244200.000	249700.000	85.440	246.400	658.700
x		278.400	490.400	7197.000	243900.000	248800.000	85.530	246.900	657.600
σ		1.018	3.529	33.600	923.900	1403.000	0.449	1.713	4.309
%RSD		0.366	0.720	0.467	0.379	0.564	0.525	0.694	0.655

Run	Time	65Cu	66Zn	68Zn	75As	78Se	82Se	83Kr	88Sr
		ppb	ppb	ppb	ppb	ppb	ppb	ppb	ppb
1	17:45:23	667.400	1303.000	1330.000	90.450	7.223	10.490	0.000	541.400
2	17:46:06	659.900	1306.000	1328.000	89.890	7.135	9.772	0.000	547.200
3	17:46:49	663.900	1314.000	1337.000	89.440	6.774	9.397	0.000	550.800
x		663.700	1308.000	1332.000	89.930	7.044	9.887	0.000	546.500
σ		3.752	5.735	4.889	0.507	0.238	0.557	0.000	4.722
%RSD		0.565	0.439	0.367	0.564	3.377	5.631	0.000	0.864

Run	Time	89Y	95Mo	98Mo	103Rh	107Ag	109Ag	111Cd	114Cd
		ppb	ppb	ppb	ppb	ppb	ppb	ppb	ppb
1	17:45:23	0.000	9.378	9.299	82.704%	19.540	19.750	5.977	5.689
2	17:46:06	0.000	9.471	9.433	83.191%	19.590	19.740	5.927	5.494
3	17:46:49	0.000	9.455	9.527	83.421%	19.600	19.630	5.867	5.606
x		0.000	9.435	9.420	83.105%	19.570	19.710	5.924	5.597
σ		0.000	0.050	0.115	0.366%	0.031	0.064	0.055	0.098
%RSD		0.000	0.526	1.216	0.441	0.159	0.322	0.936	1.746

Run	Time	115In	118Sn	121Sb	123Sb	135Ba	137Ba	159Tb	165Ho
		ppb	ppb	ppb	ppb	ppb	ppb	ppb	ppb
1	17:45:23	85.456%	48.010	0.829	0.840	531.100	524.500	98.417%	96.843%
2	17:46:06	87.143%	48.070	0.838	0.858	528.900	526.300	100.611%	100.356%
3	17:46:49	88.598%	47.640	0.789	0.844	523.600	520.300	102.272%	101.256%
x		87.066%	47.910	0.818	0.848	527.900	523.700	100.433%	99.485%
σ		1.573%	0.230	0.026	0.010	3.841	3.087	1.933%	2.332%
%RSD		1.806	0.480	3.194	1.131	0.728	0.589	1.925	2.344

Run	Time	203Tl	205Tl	206Pb	207Pb	208Pb	209Bi
		ppb	ppb	ppb	ppb	ppb	ppb
1	17:45:23	1.347	1.362	767.100	756.900	762.600	81.294%
2	17:46:06	1.301	1.360	756.100	744.500	750.700	83.864%
3	17:46:49	1.362	1.383	762.100	753.200	759.200	84.256%
x		1.337	1.368	761.800	751.500	757.500	83.138%
σ		0.032	0.013	5.498	6.388	6.149	1.609%
%RSD		2.377	0.943	0.722	0.850	0.812	1.935

180-19613-D-13-H 4/1/2013 5:49:30 PM

User Pre-dilution: 1.000

Run	Time	6Li	9Be	10B	11B	13C	23Na	25Mg	26Mg
		ppb	ppb	ppb	ppb	ppb	ppb	ppb	ppb
1	17:50:13	65.596%	6.796	222.800	225.100	0.000	84140.000	68970.000	69110.000
2	17:50:56	66.078%	6.401	224.800	225.800	0.000	83970.000	69080.000	68820.000
3	17:51:39	66.781%	6.622	220.700	223.500	0.000	82960.000	68060.000	68170.000
x		66.152%	6.606	222.800	224.800	0.000	83690.000	68700.000	68700.000
σ		0.596%	0.198	2.047	1.177	0.000	634.600	561.000	479.500
%RSD		0.900	2.996	0.919	0.524	0.000	0.758	0.817	0.698

Run	Time	27Al	28Si	37Cl	39K	43Ca	44Ca	45Sc	47Ti
		ppb	ppb	ppb	ppb	ppb	ppb	ppb	ppb
1	17:50:13	130100.000	7471.000	0.000	28720.000	623000.000	647000.000	84.313%	3372.000
2	17:50:56	129300.000	7403.000	0.000	28660.000	627100.000	647000.000	85.150%	3377.000
3	17:51:39	128700.000	7339.000	0.000	28420.000	623100.000	642900.000	85.158%	3342.000
x		129400.000	7404.000	0.000	28600.000	624400.000	645700.000	84.874%	3364.000
σ		706.800	65.920	0.000	158.700	2345.000	2385.000	0.486%	18.850
%RSD		0.546	0.890	0.000	0.555	0.376	0.369	0.573	0.560

Run	Time	51V	52Cr	55Mn	56Fe	57Fe	59Co	60Ni	63Cu
		ppb	ppb	ppb	ppb	ppb	ppb	ppb	ppb
1	17:50:13	286.600	846.300	6490.000	245700.000	251800.000	84.160	239.500	660.200
2	17:50:56	287.900	847.500	6518.000	246700.000	252300.000	85.600	240.100	665.000
3	17:51:39	283.800	842.900	6465.000	244600.000	249500.000	83.240	235.000	658.300
x		286.100	845.600	6491.000	245700.000	251200.000	84.330	238.200	661.200
σ		2.072	2.371	26.710	1047.000	1513.000	1.189	2.792	3.451
%RSD		0.724	0.280	0.412	0.426	0.602	1.410	1.172	0.522

Run	Time	65Cu	66Zn	68Zn	75As	78Se	82Se	83Kr	88Sr
		ppb	ppb	ppb	ppb	ppb	ppb	ppb	ppb
1	17:50:13	670.100	1301.000	1318.000	111.500	8.157	10.220	0.000	1698.000
2	17:50:56	672.000	1311.000	1333.000	113.000	8.100	9.915	0.000	1733.000
3	17:51:39	663.200	1298.000	1310.000	111.500	7.694	9.043	0.000	1712.000
x		668.400	1303.000	1320.000	112.000	7.983	9.725	0.000	1714.000
σ		4.612	6.987	11.420	0.858	0.253	0.609	0.000	17.480
%RSD		0.690	0.536	0.865	0.766	3.164	6.265	0.000	1.020

Run	Time	89Y	95Mo	98Mo	103Rh	107Ag	109Ag	111Cd	114Cd
		ppb	ppb	ppb	ppb	ppb	ppb	ppb	ppb
1	17:50:13	0.000	13.180	13.310	76.731%	21.640	21.450	7.948	7.305
2	17:50:56	0.000	13.800	13.540	76.115%	22.070	21.720	8.002	7.291
3	17:51:39	0.000	13.470	13.360	76.845%	21.750	21.670	7.920	7.380
x		0.000	13.480	13.400	76.564%	21.820	21.610	7.957	7.325
σ		0.000	0.308	0.119	0.392%	0.223	0.143	0.042	0.048
%RSD		0.000	2.281	0.888	0.513	1.020	0.660	0.529	0.657

Run	Time	115In	118Sn	121Sb	123Sb	135Ba	137Ba	159Tb	165Ho
		ppb	ppb	ppb	ppb	ppb	ppb	ppb	ppb
1	17:50:13	81.536%	44.470	0.725	0.716	1409.000	1393.000	91.007%	89.846%
2	17:50:56	83.676%	45.080	0.732	0.784	1412.000	1399.000	93.165%	91.916%
3	17:51:39	84.096%	44.520	0.694	0.692	1412.000	1387.000	92.913%	92.440%
x		83.103%	44.690	0.717	0.731	1411.000	1393.000	92.362%	91.401%
σ		1.373%	0.340	0.020	0.048	1.918	6.043	1.180%	1.371%
%RSD		1.652	0.760	2.820	6.533	0.136	0.434	1.277	1.500

Run	Time	203Tl	205Tl	206Pb	207Pb	208Pb	209Bi
		ppb	ppb	ppb	ppb	ppb	ppb
1	17:50:13	1.279	1.285	771.200	770.300	763.600	75.432%
2	17:50:56	1.247	1.276	782.400	780.800	771.000	77.003%
3	17:51:39	1.286	1.286	763.700	778.100	765.900	76.957%
x		1.271	1.283	772.400	776.400	766.900	76.464%
σ		0.021	0.005	9.425	5.459	3.782	0.894%
%RSD		1.663	0.412	1.220	0.703	0.493	1.169

180-19613-C-14-T 4/1/2013 5:54:18 PM

User Pre-dilution: 1.000

Run	Time	6Li	9Be	10B	11B	13C	23Na	25Mg	26Mg
		ppb	ppb	ppb	ppb	ppb	ppb	ppb	ppb
1	17:55:01	61.617%	7.534	242.200	243.800	0.000	84680.000	73450.000	73350.000
2	17:55:44	62.094%	6.934	239.000	240.100	0.000	83930.000	72910.000	72750.000
3	17:56:27	61.262%	6.612	234.600	238.300	0.000	83970.000	72830.000	72700.000
x		61.657%	7.027	238.600	240.700	0.000	84190.000	73060.000	72930.000
σ		0.417%	0.468	3.822	2.824	0.000	422.600	335.100	364.400
%RSD		0.677	6.659	1.602	1.173	0.000	0.502	0.459	0.500

Run	Time	27Al	28Si	37Cl	39K	43Ca	44Ca	45Sc	47Ti
		ppb	ppb	ppb	ppb	ppb	ppb	ppb	ppb
1	17:55:01	147200.000	5995.000	0.000	28780.000	919700.000	932800.000	78.149%	3642.000
2	17:55:44	145600.000	5871.000	0.000	28740.000	913100.000	928700.000	78.069%	3626.000
3	17:56:27	146200.000	5832.000	0.000	28710.000	906300.000	927400.000	77.378%	3598.000
x		146300.000	5899.000	0.000	28740.000	913000.000	929600.000	77.865%	3622.000
σ		815.500	84.880	0.000	36.860	6682.000	2811.000	0.424%	21.960
%RSD		0.557	1.439	0.000	0.128	0.732	0.302	0.544	0.606

Run	Time	51V	52Cr	55Mn	56Fe	57Fe	59Co	60Ni	63Cu
		ppb	ppb	ppb	ppb	ppb	ppb	ppb	ppb
1	17:55:01	294.800	743.000	7934.000	262400.000	269500.000	88.570	244.000	512.000
2	17:55:44	297.000	743.800	7897.000	259100.000	267200.000	87.420	240.800	506.700
3	17:56:27	293.000	743.100	7924.000	260700.000	266400.000	87.300	241.900	506.800
x		295.000	743.300	7918.000	260700.000	267700.000	87.760	242.200	508.500
σ		2.013	0.455	19.200	1623.000	1601.000	0.700	1.622	3.072
%RSD		0.683	0.061	0.242	0.623	0.598	0.797	0.669	0.604

Run	Time	65Cu	66Zn	68Zn	75As	78Se	82Se	83Kr	88Sr
		ppb	ppb	ppb	ppb	ppb	ppb	ppb	ppb
1	17:55:01	518.900	1211.000	1222.000	121.000	6.036	9.000	0.000	2343.000
2	17:55:44	512.200	1212.000	1231.000	121.800	5.677	9.604	0.000	2331.000
3	17:56:27	513.800	1212.000	1234.000	120.800	6.233	8.747	0.000	2357.000
x		515.000	1212.000	1229.000	121.200	5.982	9.117	0.000	2344.000
σ		3.506	0.289	6.218	0.508	0.282	0.440	0.000	13.090
%RSD		0.681	0.024	0.506	0.419	4.715	4.829	0.000	0.559

Run	Time	89Y	95Mo	98Mo	103Rh	107Ag	109Ag	111Cd	114Cd
		ppb	ppb	ppb	ppb	ppb	ppb	ppb	ppb
1	17:55:01	0.000	12.420	12.470	69.655%	12.400	12.360	5.639	4.933
2	17:55:44	0.000	12.380	12.200	69.926%	12.330	12.330	5.365	4.712
3	17:56:27	0.000	12.230	12.820	69.401%	12.460	12.400	5.418	4.644
x		0.000	12.340	12.490	69.661%	12.400	12.360	5.474	4.763
σ		0.000	0.101	0.312	0.263%	0.068	0.038	0.145	0.151
%RSD		0.000	0.821	2.496	0.377	0.547	0.304	2.654	3.175

Run	Time	115In	118Sn	121Sb	123Sb	135Ba	137Ba	159Tb	165Ho
		ppb	ppb	ppb	ppb	ppb	ppb	ppb	ppb
1	17:55:01	76.063%	36.730	0.609	0.629	1845.000	1823.000	85.056%	83.859%
2	17:55:44	77.407%	36.890	0.608	0.589	1835.000	1823.000	87.382%	85.801%
3	17:56:27	77.525%	36.800	0.565	0.557	1852.000	1823.000	86.594%	86.634%
x		76.998%	36.810	0.594	0.592	1844.000	1823.000	86.344%	85.432%
σ		0.812%	0.080	0.025	0.036	8.347	0.477	1.183%	1.424%
%RSD		1.055	0.217	4.214	6.093	0.453	0.026	1.370	1.667

Run	Time	203Tl	205Tl	206Pb	207Pb	208Pb	209Bi
		ppb	ppb	ppb	ppb	ppb	ppb
1	17:55:01	1.217	1.235	611.900	614.300	610.000	69.902%
2	17:55:44	1.165	1.192	615.600	613.800	606.700	72.060%
3	17:56:27	1.192	1.211	618.600	617.700	610.100	72.155%
x		1.191	1.213	615.400	615.300	609.000	71.372%
σ		0.026	0.021	3.367	2.138	1.914	1.274%
%RSD		2.209	1.750	0.547	0.347	0.314	1.785

180-19613-C-14-T SD@5 4/1/2013 5:59:05 PM

User Pre-dilution: 1.000

Run	Time	6Li	9Be	10B	11B	13C	23Na	25Mg	26Mg
		ppb	ppb	ppb	ppb	ppb	ppb	ppb	ppb
1	17:59:48	71.048%	1.530	59.890	60.210	0.000	16730.000	14810.000	15020.000
2	18:00:31	71.674%	1.458	58.420	60.030	0.000	16850.000	14980.000	15060.000
3	18:01:14	71.878%	1.536	59.170	57.850	0.000	16870.000	15050.000	15150.000
x		71.533%	1.508	59.160	59.360	0.000	16820.000	14940.000	15070.000
σ		0.433%	0.043	0.737	1.313	0.000	76.590	124.000	65.480
%RSD		0.605	2.876	1.246	2.211	0.000	0.456	0.830	0.434

Run	Time	27Al	28Si	37Cl	39K	43Ca	44Ca	45Sc	47Ti
		ppb	ppb	ppb	ppb	ppb	ppb	ppb	ppb
1	17:59:48	30680.000	1243.000	0.000	6126.000	186000.000	195800.000	79.993%	753.400
2	18:00:31	30570.000	1257.000	0.000	6118.000	188700.000	198400.000	79.847%	761.900
3	18:01:14	30600.000	1246.000	0.000	6079.000	189100.000	197400.000	79.732%	761.800
x		30620.000	1249.000	0.000	6108.000	187900.000	197200.000	79.857%	759.000
σ		59.890	7.564	0.000	25.330	1666.000	1332.000	0.131%	4.873
%RSD		0.196	0.606	0.000	0.415	0.886	0.675	0.164	0.642

Run	Time	51V	52Cr	55Mn	56Fe	57Fe	59Co	60Ni	63Cu
		ppb	ppb	ppb	ppb	ppb	ppb	ppb	ppb
1	17:59:48	58.460	149.100	1582.000	53520.000	53620.000	17.230	49.820	103.500
2	18:00:31	59.640	151.700	1595.000	54050.000	53710.000	17.390	49.740	105.300
3	18:01:14	59.840	151.500	1606.000	54340.000	54400.000	17.410	50.290	105.500
x		59.310	150.800	1594.000	53970.000	53910.000	17.340	49.950	104.800
σ		0.749	1.465	12.300	413.700	425.700	0.096	0.295	1.095
%RSD		1.263	0.972	0.772	0.766	0.790	0.552	0.591	1.045

Run	Time	65Cu	66Zn	68Zn	75As	78Se	82Se	83Kr	88Sr
		ppb	ppb	ppb	ppb	ppb	ppb	ppb	ppb
1	17:59:48	102.300	264.400	263.400	22.630	1.115	1.302	0.000	342.900
2	18:00:31	104.200	264.800	265.600	23.510	1.569	0.988	0.000	346.500
3	18:01:14	104.400	265.600	267.700	24.130	1.716	1.014	0.000	347.200
x		103.700	264.900	265.600	23.420	1.466	1.101	0.000	345.500
σ		1.156	0.620	2.189	0.758	0.313	0.174	0.000	2.335
%RSD		1.115	0.234	0.824	3.238	21.370	15.820	0.000	0.676

Run	Time	89Y	95Mo	98Mo	103Rh	107Ag	109Ag	111Cd	114Cd
		ppb	ppb	ppb	ppb	ppb	ppb	ppb	ppb
1	17:59:48	100.617%	1.706	1.951	79.574%	2.678	2.690	1.104	1.049
2	18:00:31	102.386%	1.786	2.035	79.702%	2.708	2.660	1.150	1.049
3	18:01:14	102.187%	1.926	1.975	79.695%	2.700	2.650	1.196	1.115
x		101.730%	1.806	1.987	79.657%	2.695	2.667	1.150	1.071
σ		0.969%	0.112	0.044	0.072%	0.016	0.021	0.046	0.038
%RSD		0.952	6.174	2.192	0.090	0.589	0.787	4.019	3.582

Run	Time	115In	118Sn	121Sb	123Sb	135Ba	137Ba	159Tb	165Ho
		ppb	ppb	ppb	ppb	ppb	ppb	ppb	ppb
1	17:59:48	80.069%	7.801	0.156	0.183	378.300	372.400	84.251%	84.747%
2	18:00:31	81.551%	7.731	0.190	0.197	378.000	374.200	86.632%	86.797%
3	18:01:14	81.645%	8.044	0.158	0.167	381.000	377.700	86.663%	87.007%
x		81.088%	7.859	0.168	0.183	379.100	374.800	85.849%	86.184%
σ		0.884%	0.164	0.019	0.015	1.642	2.731	1.384%	1.249%
%RSD		1.090	2.092	11.330	8.224	0.433	0.729	1.612	1.449

Run	Time	203Tl	205Tl	206Pb	207Pb	208Pb	209Bi
		ppb	ppb	ppb	ppb	ppb	ppb
1	17:59:48	0.223	0.243	120.400	119.900	119.300	79.404%
2	18:00:31	0.224	0.233	122.500	122.600	121.900	80.500%
3	18:01:14	0.245	0.242	124.000	123.700	123.300	79.991%
x		0.230	0.239	122.300	122.100	121.500	79.965%
σ		0.012	0.006	1.828	1.970	2.006	0.548%
%RSD		5.373	2.331	1.495	1.614	1.651	0.686

180-19613-D-14-C MS 4/1/2013 6:03:52 PM

User Pre-dilution: 1.000

Run	Time	6Li	9Be	10B	11B	13C	23Na	25Mg	26Mg
		ppb	ppb	ppb	ppb	ppb	ppb	ppb	ppb
1	18:04:35	61.353%	49.250	999.900	991.900	0.000	133000.000	118900.000	118600.000
2	18:05:18	61.723%	47.670	1009.000	1002.000	0.000	133200.000	119400.000	119700.000
3	18:06:01	62.320%	47.070	1003.000	1001.000	0.000	132100.000	118600.000	118600.000
x		61.799%	47.990	1004.000	998.300	0.000	132800.000	118900.000	119000.000
σ		0.488%	1.125	4.444	5.543	0.000	585.600	384.300	652.000
%RSD		0.790	2.344	0.443	0.555	0.000	0.441	0.323	0.548

Run	Time	27Al	28Si	37Cl	39K	43Ca	44Ca	45Sc	47Ti
		ppb	ppb	ppb	ppb	ppb	ppb	ppb	ppb
1	18:04:35	171100.000	8628.000	0.000	81620.000	540100.000	561800.000	79.849%	4503.000
2	18:05:18	170900.000	8512.000	0.000	81010.000	543500.000	559900.000	81.924%	4506.000
3	18:06:01	170600.000	8468.000	0.000	80920.000	542700.000	558500.000	82.010%	4493.000
x		170900.000	8536.000	0.000	81180.000	542100.000	560100.000	81.261%	4501.000
σ		261.600	82.940	0.000	378.000	1794.000	1633.000	1.224%	6.940
%RSD		0.153	0.972	0.000	0.466	0.331	0.291	1.506	0.154

Run	Time	51V	52Cr	55Mn	56Fe	57Fe	59Co	60Ni	63Cu
		ppb	ppb	ppb	ppb	ppb	ppb	ppb	ppb
1	18:04:35	750.900	804.200	7848.000	261100.000	267000.000	489.700	643.400	735.300
2	18:05:18	748.700	795.500	7803.000	257700.000	265300.000	486.000	639.200	733.100
3	18:06:01	746.000	795.600	7774.000	258800.000	265000.000	484.400	635.600	728.100
x		748.500	798.500	7808.000	259200.000	265800.000	486.700	639.400	732.100
σ		2.458	4.965	37.110	1733.000	1079.000	2.703	3.909	3.695
%RSD		0.328	0.622	0.475	0.669	0.406	0.555	0.611	0.505

Run	Time	65Cu	66Zn	68Zn	75As	78Se	82Se	83Kr	88Sr
		ppb	ppb	ppb	ppb	ppb	ppb	ppb	ppb
1	18:04:35	743.100	1548.000	1573.000	128.800	13.860	16.380	0.000	2401.000
2	18:05:18	740.600	1550.000	1579.000	127.200	13.970	16.500	0.000	2410.000
3	18:06:01	743.000	1555.000	1567.000	129.100	13.680	16.140	0.000	2400.000
x		742.200	1551.000	1573.000	128.400	13.830	16.340	0.000	2404.000
σ		1.407	3.570	6.075	1.017	0.145	0.186	0.000	5.671
%RSD		0.190	0.230	0.386	0.792	1.049	1.138	0.000	0.236

Run	Time	89Y	95Mo	98Mo	103Rh	107Ag	109Ag	111Cd	114Cd
		ppb	ppb	ppb	ppb	ppb	ppb	ppb	ppb
1	18:04:35	0.000	882.000	886.900	70.662%	29.910	29.770	42.440	38.800
2	18:05:18	0.000	895.500	894.100	71.932%	30.170	30.060	42.530	38.680
3	18:06:01	0.000	890.800	890.400	72.736%	30.070	29.590	43.500	38.460
x		0.000	889.400	890.500	71.777%	30.050	29.810	42.820	38.640
σ		0.000	6.866	3.612	1.046%	0.128	0.241	0.583	0.173
%RSD		0.000	0.772	0.406	1.457	0.426	0.808	1.362	0.447

Run	Time	115In	118Sn	121Sb	123Sb	135Ba	137Ba	159Tb	165Ho
		ppb	ppb	ppb	ppb	ppb	ppb	ppb	ppb
1	18:04:35	76.424%	1309.000	97.160	96.630	2972.000	2951.000	86.096%	84.362%
2	18:05:18	79.221%	1313.000	97.770	96.620	2923.000	2951.000	89.395%	87.839%
3	18:06:01	79.882%	1319.000	96.440	96.630	2997.000	2945.000	89.770%	89.097%
x		78.509%	1314.000	97.120	96.630	2964.000	2949.000	88.421%	87.099%
σ		1.836%	5.109	0.663	0.006	37.540	3.785	2.022%	2.453%
%RSD		2.338	0.389	0.683	0.006	1.266	0.128	2.286	2.816

Run	Time	203Tl	205Tl	206Pb	207Pb	208Pb	209Bi
		ppb	ppb	ppb	ppb	ppb	ppb
1	18:04:35	42.830	43.650	680.700	681.600	676.400	70.721%
2	18:05:18	43.660	43.990	688.100	690.700	681.200	72.929%
3	18:06:01	43.490	43.860	688.300	687.400	676.000	73.790%
x		43.330	43.830	685.700	686.600	677.900	72.480%
σ		0.437	0.175	4.314	4.597	2.934	1.583%
%RSD		1.007	0.399	0.629	0.670	0.433	2.184

180-19613-D-14-D MSD 4/1/2013 6:08:39 PM

User Pre-dilution: 1.000

Run	Time	6Li	9Be	10B	11B	13C	23Na	25Mg	26Mg
		ppb	ppb	ppb	ppb	ppb	ppb	ppb	ppb
1	18:09:22	60.065%	49.610	1046.000	1024.000	0.000	135600.000	122400.000	122700.000
2	18:10:06	60.774%	49.500	1012.000	1011.000	0.000	132900.000	120000.000	120200.000
3	18:10:48	60.498%	49.170	1009.000	1012.000	0.000	132600.000	120100.000	120400.000
x		60.446%	49.430	1023.000	1016.000	0.000	133700.000	120800.000	121100.000
σ		0.357%	0.229	20.380	6.875	0.000	1681.000	1358.000	1385.000
%RSD		0.591	0.463	1.993	0.677	0.000	1.257	1.124	1.143

Run	Time	27Al	28Si	37Cl	39K	43Ca	44Ca	45Sc	47Ti
		ppb	ppb	ppb	ppb	ppb	ppb	ppb	ppb
1	18:09:22	175500.000	9227.000	0.000	81270.000	725500.000	739500.000	79.187%	4951.000
2	18:10:06	171300.000	8950.000	0.000	79860.000	706600.000	726300.000	80.309%	4875.000
3	18:10:48	171400.000	8901.000	0.000	79840.000	700000.000	729400.000	79.487%	4873.000
x		172700.000	9026.000	0.000	80320.000	710700.000	731700.000	79.661%	4900.000
σ		2422.000	176.000	0.000	821.300	13230.000	6924.000	0.581%	44.460
%RSD		1.402	1.950	0.000	1.023	1.862	0.946	0.729	0.907

Run	Time	51V	52Cr	55Mn	56Fe	57Fe	59Co	60Ni	63Cu
		ppb	ppb	ppb	ppb	ppb	ppb	ppb	ppb
1	18:09:22	764.300	870.100	8257.000	266500.000	273100.000	496.200	653.300	739.000
2	18:10:06	748.600	857.700	8134.000	262200.000	269500.000	492.600	643.500	728.200
3	18:10:48	750.000	858.300	8131.000	263100.000	270300.000	490.800	645.600	730.000
x		754.300	862.000	8174.000	263900.000	271000.000	493.200	647.500	732.400
σ		8.684	7.006	72.220	2270.000	1858.000	2.717	5.147	5.818
%RSD		1.151	0.813	0.884	0.860	0.686	0.551	0.795	0.794

Run	Time	65Cu	66Zn	68Zn	75As	78Se	82Se	83Kr	88Sr
		ppb	ppb	ppb	ppb	ppb	ppb	ppb	ppb
1	18:09:22	748.900	1565.000	1577.000	138.900	13.850	16.390	0.000	2816.000
2	18:10:06	741.500	1559.000	1568.000	138.500	14.100	15.610	0.000	2804.000
3	18:10:48	737.700	1570.000	1602.000	140.500	14.250	16.580	0.000	2833.000
x		742.700	1565.000	1582.000	139.300	14.060	16.190	0.000	2818.000
σ		5.681	5.685	17.640	1.086	0.201	0.513	0.000	14.220
%RSD		0.765	0.363	1.115	0.779	1.427	3.166	0.000	0.505

Run	Time	89Y	95Mo	98Mo	103Rh	107Ag	109Ag	111Cd	114Cd
		ppb	ppb	ppb	ppb	ppb	ppb	ppb	ppb
1	18:09:22	0.000	921.000	923.600	69.589%	31.740	31.280	44.850	39.650
2	18:10:06	0.000	919.600	924.100	70.174%	31.380	31.200	42.830	38.610
3	18:10:48	0.000	922.100	925.800	69.246%	31.590	31.260	44.090	38.750
x		0.000	920.900	924.500	69.670%	31.570	31.250	43.920	39.000
σ		0.000	1.240	1.169	0.469%	0.184	0.044	1.022	0.566
%RSD		0.000	0.135	0.126	0.673	0.581	0.141	2.327	1.451

Run	Time	115In	118Sn	121Sb	123Sb	135Ba	137Ba	159Tb	165Ho
		ppb	ppb	ppb	ppb	ppb	ppb	ppb	ppb
1	18:09:22	75.495%	1295.000	98.650	99.130	3157.000	3257.000	84.900%	83.057%
2	18:10:06	76.888%	1287.000	99.490	98.970	3149.000	3178.000	86.010%	85.423%
3	18:10:48	76.960%	1287.000	97.800	98.970	2992.000	3225.000	87.045%	85.847%
x		76.448%	1290.000	98.650	99.020	3099.000	3220.000	85.985%	84.776%
σ		0.826%	4.427	0.844	0.094	93.090	39.890	1.072%	1.503%
%RSD		1.080	0.343	0.856	0.095	3.004	1.239	1.247	1.773

Run	Time	203Tl	205Tl	206Pb	207Pb	208Pb	209Bi
		ppb	ppb	ppb	ppb	ppb	ppb
1	18:09:22	43.580	44.380	681.300	683.200	678.100	70.020%
2	18:10:06	43.750	44.350	680.600	685.900	674.800	71.159%
3	18:10:48	43.520	44.020	676.700	674.700	668.300	71.839%
x		43.620	44.250	679.600	681.200	673.700	71.006%
σ		0.118	0.204	2.479	5.807	4.964	0.919%
%RSD		0.271	0.462	0.365	0.852	0.737	1.294

180-19613-C-14-T PDS 4/1/2013 6:13:28 PM

User Pre-dilution: 1.000

Run	Time	6Li	9Be	10B	11B	13C	23Na	25Mg	26Mg
		ppb	ppb	ppb	ppb	ppb	ppb	ppb	ppb
1	18:14:11	57.535%	53.310	1105.000	1098.000	0.000	132000.000	119200.000	119600.000
2	18:14:54	58.022%	51.590	1088.000	1080.000	0.000	129900.000	118600.000	118900.000
3	18:15:37	56.845%	51.680	1103.000	1105.000	0.000	131200.000	119900.000	119400.000
x		57.467%	52.190	1099.000	1095.000	0.000	131000.000	119200.000	119300.000
σ		0.592%	0.968	9.226	12.920	0.000	1075.000	669.300	326.400
%RSD		1.030	1.854	0.840	1.180	0.000	0.820	0.561	0.274

Run	Time	27Al	28Si	37Cl	39K	43Ca	44Ca	45Sc	47Ti
		ppb	ppb	ppb	ppb	ppb	ppb	ppb	ppb
1	18:14:11	146900.000	16280.000	0.000	75840.000	963600.000	978000.000	70.809%	4629.000
2	18:14:54	146600.000	15980.000	0.000	75980.000	968200.000	983700.000	70.256%	4637.000
3	18:15:37	147600.000	15920.000	0.000	75990.000	967000.000	984200.000	69.974%	4637.000
x		147100.000	16060.000	0.000	75940.000	966300.000	982000.000	70.346%	4634.000
σ		517.200	191.600	0.000	83.960	2383.000	3465.000	0.425%	4.590
%RSD		0.352	1.193	0.000	0.111	0.247	0.353	0.604	0.099

Run	Time	51V	52Cr	55Mn	56Fe	57Fe	59Co	60Ni	63Cu
		ppb	ppb	ppb	ppb	ppb	ppb	ppb	ppb
1	18:14:11	784.900	942.600	8536.000	266800.000	274000.000	561.200	704.600	740.400
2	18:14:54	789.100	949.300	8579.000	267100.000	274000.000	560.700	708.200	745.000
3	18:15:37	787.500	950.000	8581.000	267200.000	274900.000	560.100	702.900	743.300
x		787.200	947.300	8566.000	267000.000	274300.000	560.700	705.200	742.900
σ		2.155	4.083	25.810	197.300	515.400	0.527	2.706	2.345
%RSD		0.274	0.431	0.301	0.074	0.188	0.094	0.384	0.316

Run	Time	65Cu	66Zn	68Zn	75As	78Se	82Se	83Kr	88Sr
		ppb	ppb	ppb	ppb	ppb	ppb	ppb	ppb
1	18:14:11	754.900	1624.000	1643.000	160.600	16.060	18.090	0.000	3546.000
2	18:14:54	756.800	1635.000	1670.000	160.600	16.190	18.890	0.000	3581.000
3	18:15:37	746.300	1638.000	1653.000	161.800	15.560	19.340	0.000	3594.000
x		752.700	1632.000	1655.000	161.000	15.940	18.770	0.000	3574.000
σ		5.599	7.511	13.560	0.700	0.329	0.635	0.000	24.730
%RSD		0.744	0.460	0.819	0.435	2.063	3.380	0.000	0.692

Run	Time	89Y	95Mo	98Mo	103Rh	107Ag	109Ag	111Cd	114Cd
		ppb	ppb	ppb	ppb	ppb	ppb	ppb	ppb
1	18:14:11	0.000	1170.000	1182.000	60.015%	57.270	56.350	48.130	40.890
2	18:14:54	0.000	1191.000	1205.000	59.694%	57.790	56.110	48.340	40.740
3	18:15:37	0.000	1192.000	1201.000	59.648%	57.970	56.600	47.820	41.770
x		0.000	1184.000	1196.000	59.786%	57.680	56.350	48.100	41.130
σ		0.000	12.290	11.990	0.200%	0.367	0.243	0.259	0.558
%RSD		0.000	1.038	1.002	0.335	0.637	0.430	0.539	1.356

Run	Time	115In	118Sn	121Sb	123Sb	135Ba	137Ba	159Tb	165Ho
		ppb	ppb	ppb	ppb	ppb	ppb	ppb	ppb
1	18:14:11	70.377%	1906.000	416.600	413.300	3525.000	3653.000	79.225%	78.518%
2	18:14:54	72.311%	1897.000	419.100	419.000	3235.000	3604.000	81.509%	80.064%
3	18:15:37	72.447%	1886.000	424.000	423.000	3255.000	3651.000	81.364%	80.263%
x		71.711%	1896.000	419.900	418.400	3338.000	3636.000	80.699%	79.615%
σ		1.158%	9.899	3.758	4.863	162.400	27.550	1.279%	0.956%
%RSD		1.615	0.522	0.895	1.162	4.865	0.758	1.585	1.200

Run	Time	203Tl	205Tl	206Pb	207Pb	208Pb	209Bi
		ppb	ppb	ppb	ppb	ppb	ppb
1	18:14:11	48.260	48.920	619.000	618.800	613.300	65.773%
2	18:14:54	48.900	49.520	623.800	624.500	616.700	66.795%
3	18:15:37	48.960	49.700	627.300	628.300	620.100	67.070%
x		48.710	49.380	623.400	623.900	616.700	66.546%
σ		0.391	0.410	4.173	4.781	3.422	0.683%
%RSD		0.802	0.830	0.669	0.766	0.555	1.027

180-19613-D-15-H 4/1/2013 6:18:16 PM

User Pre-dilution: 1.000

Run	Time	6Li	9Be	10B	11B	13C	23Na	25Mg	26Mg
		ppb	ppb	ppb	ppb	ppb	ppb	ppb	ppb
1	18:18:59	58.912%	6.826	266.100	264.400	0.000	80640.000	71090.000	71800.000
2	18:19:42	58.865%	7.349	263.500	262.900	0.000	81140.000	71890.000	72060.000
3	18:20:25	60.411%	6.566	254.300	254.500	0.000	79380.000	70490.000	70560.000
x		59.396%	6.914	261.300	260.600	0.000	80390.000	71160.000	71470.000
σ		0.880%	0.399	6.169	5.346	0.000	909.100	701.500	799.000
%RSD		1.481	5.769	2.361	2.052	0.000	1.131	0.986	1.118

Run	Time	27Al	28Si	37Cl	39K	43Ca	44Ca	45Sc	47Ti
		ppb	ppb	ppb	ppb	ppb	ppb	ppb	ppb
1	18:18:59	135500.000	8429.000	0.000	29790.000	644800.000	675900.000	75.349%	3577.000
2	18:19:42	135800.000	8448.000	0.000	29930.000	647700.000	679100.000	75.935%	3592.000
3	18:20:25	132600.000	8245.000	0.000	29590.000	645000.000	674700.000	76.169%	3558.000
x		134600.000	8374.000	0.000	29770.000	645800.000	676500.000	75.818%	3576.000
σ		1757.000	112.200	0.000	170.500	1629.000	2258.000	0.423%	17.170
%RSD		1.305	1.339	0.000	0.573	0.252	0.334	0.557	0.480

Run	Time	51V	52Cr	55Mn	56Fe	57Fe	59Co	60Ni	63Cu
		ppb	ppb	ppb	ppb	ppb	ppb	ppb	ppb
1	18:18:59	306.100	698.900	7860.000	260400.000	267300.000	86.800	241.000	593.800
2	18:19:42	306.300	703.600	7916.000	261200.000	267600.000	87.430	242.100	600.800
3	18:20:25	302.900	698.300	7917.000	260600.000	266000.000	86.940	240.000	596.800
x		305.100	700.300	7898.000	260800.000	267000.000	87.060	241.000	597.200
σ		1.880	2.898	32.730	402.400	898.900	0.330	1.047	3.501
%RSD		0.616	0.414	0.414	0.154	0.337	0.379	0.435	0.586

Run	Time	65Cu	66Zn	68Zn	75As	78Se	82Se	83Kr	88Sr
		ppb	ppb	ppb	ppb	ppb	ppb	ppb	ppb
1	18:18:59	603.400	1294.000	1311.000	116.400	7.058	9.876	0.000	1859.000
2	18:19:42	607.900	1306.000	1332.000	118.100	6.926	9.914	0.000	1872.000
3	18:20:25	609.100	1329.000	1336.000	117.000	6.865	10.110	0.000	1880.000
x		606.800	1310.000	1326.000	117.100	6.950	9.965	0.000	1870.000
σ		3.014	17.470	13.790	0.860	0.098	0.123	0.000	10.610
%RSD		0.497	1.334	1.040	0.734	1.417	1.234	0.000	0.567

Run	Time	89Y	95Mo	98Mo	103Rh	107Ag	109Ag	111Cd	114Cd
		ppb	ppb	ppb	ppb	ppb	ppb	ppb	ppb
1	18:18:59	0.000	16.750	16.860	68.708%	18.480	18.360	6.195	5.652
2	18:19:42	0.000	16.430	16.440	69.333%	18.690	18.350	6.189	5.473
3	18:20:25	0.000	15.490	15.650	69.544%	18.790	18.420	6.022	5.582
x		0.000	16.230	16.320	69.195%	18.660	18.380	6.135	5.569
σ		0.000	0.653	0.614	0.435%	0.158	0.041	0.098	0.090
%RSD		0.000	4.023	3.765	0.629	0.847	0.223	1.600	1.618

Run	Time	115In	118Sn	121Sb	123Sb	135Ba	137Ba	159Tb	165Ho
		ppb	ppb	ppb	ppb	ppb	ppb	ppb	ppb
1	18:18:59	73.309%	45.530	4.941	4.951	1424.000	1410.000	82.262%	81.262%
2	18:19:42	74.643%	45.400	3.764	3.888	1430.000	1420.000	84.719%	83.800%
3	18:20:25	75.589%	44.530	3.088	2.938	1420.000	1404.000	85.113%	84.469%
x		74.514%	45.150	3.931	3.926	1425.000	1411.000	84.031%	83.177%
σ		1.145%	0.543	0.938	1.007	5.132	8.120	1.545%	1.692%
%RSD		1.537	1.204	23.860	25.650	0.360	0.575	1.839	2.034

Run	Time	203Tl	205Tl	206Pb	207Pb	208Pb	209Bi
		ppb	ppb	ppb	ppb	ppb	ppb
1	18:18:59	1.279	1.243	732.800	730.900	737.800	70.138%
2	18:19:42	1.268	1.269	731.800	735.900	734.200	72.859%
3	18:20:25	1.273	1.264	737.200	737.400	737.400	72.773%
x		1.273	1.258	734.000	734.800	736.400	71.923%
σ		0.005	0.014	2.871	3.387	1.948	1.547%
%RSD		0.421	1.113	0.391	0.461	0.265	2.151

MB 180-67746/1-A 4/1/2013 6:27:54 PM

User Pre-dilution: 1.000

Run	Time	6Li	9Be	10B	11B	13C	23Na	25Mg	26Mg
		ppb	ppb	ppb	ppb	ppb	ppb	ppb	ppb
1	18:28:37	75.570%	-0.009	11.170	11.170	0.000	34.720	-0.024	-0.003
2	18:29:20	75.746%	0.026	10.150	10.000	0.000	32.740	-0.023	0.067
3	18:30:03	74.936%	-0.002	10.810	10.010	0.000	32.160	1.084	1.188
x		75.417%	0.005	10.710	10.390	0.000	33.200	0.346	0.417
σ		0.426%	0.019	0.518	0.673	0.000	1.346	0.639	0.668
%RSD		0.565	369.000	4.838	6.474	0.000	4.053	184.800	160.200

Run	Time	27Al	28Si	37Cl	39K	43Ca	44Ca	45Sc	47Ti
		ppb	ppb	ppb	ppb	ppb	ppb	ppb	ppb
1	18:28:37	1.996	6.220	0.000	76.990	1.177	2.784	80.262%	0.311
2	18:29:20	1.683	9.768	0.000	67.870	5.396	4.344	79.682%	0.257
3	18:30:03	2.972	10.880	0.000	60.820	7.593	13.800	78.858%	0.375
x		2.217	8.958	0.000	68.560	4.722	6.977	79.601%	0.314
σ		0.673	2.436	0.000	8.104	3.261	5.962	0.706%	0.059
%RSD		30.340	27.190	0.000	11.820	69.050	85.460	0.887	18.700

Run	Time	51V	52Cr	55Mn	56Fe	57Fe	59Co	60Ni	63Cu
		ppb	ppb	ppb	ppb	ppb	ppb	ppb	ppb
1	18:28:37	0.049	0.033	-0.019	6.980	3.307	-0.008	0.013	0.979
2	18:29:20	0.059	0.060	-0.023	5.773	2.243	-0.009	0.007	0.952
3	18:30:03	-0.221	0.035	0.100	8.747	5.557	-0.005	0.021	0.932
x		-0.038	0.043	0.019	7.167	3.702	-0.007	0.014	0.954
σ		0.159	0.015	0.070	1.496	1.692	0.002	0.007	0.024
%RSD		423.800	34.740	358.500	20.870	45.700	28.670	50.540	2.478

Run	Time	65Cu	66Zn	68Zn	75As	78Se	82Se	83Kr	88Sr
		ppb	ppb	ppb	ppb	ppb	ppb	ppb	ppb
1	18:28:37	0.156	0.451	0.560	0.378	2.686	0.771	0.000	0.010
2	18:29:20	0.105	0.446	0.480	0.165	2.125	0.484	0.000	0.010
3	18:30:03	0.189	0.362	0.581	0.018	2.106	0.063	0.000	0.036
x		0.150	0.420	0.541	0.187	2.306	0.440	0.000	0.019
σ		0.042	0.050	0.053	0.181	0.329	0.356	0.000	0.015
%RSD		28.160	11.860	9.859	96.920	14.280	81.050	0.000	81.830

Run	Time	89Y	95Mo	98Mo	103Rh	107Ag	109Ag	111Cd	114Cd
		ppb	ppb	ppb	ppb	ppb	ppb	ppb	ppb
1	18:28:37	80.385%	0.137	0.076	88.458%	0.007	0.012	-0.026	-0.027
2	18:29:20	81.439%	0.147	0.045	88.135%	0.010	0.012	-0.049	-0.040
3	18:30:03	80.677%	0.073	0.057	87.518%	0.007	0.011	-0.045	-0.032
x		80.834%	0.119	0.059	88.037%	0.008	0.011	-0.040	-0.033
σ		0.544%	0.040	0.016	0.477%	0.002	0.001	0.012	0.007
%RSD		0.673	33.720	26.860	0.542	19.520	5.984	30.720	19.800

Run	Time	115In	118Sn	121Sb	123Sb	135Ba	137Ba	159Tb	165Ho
		ppb	ppb	ppb	ppb	ppb	ppb	ppb	ppb
1	18:28:37	79.562%	1.328	0.352	0.399	-0.005	-0.017	81.102%	81.374%
2	18:29:20	80.569%	1.304	0.350	0.339	-0.005	-0.013	82.297%	81.854%
3	18:30:03	80.080%	1.169	0.361	0.347	0.055	0.016	82.492%	82.748%
x		80.070%	1.267	0.354	0.362	0.015	-0.005	81.964%	81.992%
σ		0.504%	0.086	0.006	0.032	0.034	0.018	0.753%	0.698%
%RSD		0.629	6.762	1.619	8.968	226.900	392.100	0.918	0.851

Run	Time	203Tl	205Tl	206Pb	207Pb	208Pb	209Bi
		ppb	ppb	ppb	ppb	ppb	ppb
1	18:28:37	-0.005	-0.005	-0.007	-0.003	-0.002	92.459%
2	18:29:20	-0.006	-0.005	-0.004	-0.003	-0.006	94.235%
3	18:30:03	-0.004	-0.006	-0.004	0.002	0.000	94.544%
x		-0.005	-0.005	-0.005	-0.001	-0.003	93.746%
σ		0.001	0.001	0.002	0.003	0.003	1.125%
%RSD		18.740	9.863	41.300	230.200	134.300	1.200

CCV 781130 4/1/2013 6:32:42 PM QC Status: PASS (Initial: PASS)

User Pre-dilution: 1.000

Run	Time	6Li	9Be	10B	11B	13C	23Na	25Mg	26Mg
		ppb	ppb	ppb	ppb	ppb	ppb	ppb	ppb
1	18:33:26	69.159%	104.600	102.000	99.690	0.000	49300.000	49680.000	50110.000
2	18:34:08	69.497%	104.800	101.900	99.160	0.000	48750.000	49320.000	49830.000
3	18:34:51	70.684%	102.700	102.600	100.800	0.000	49110.000	49680.000	49980.000
x		69.780%	104.044%	102.153%	99.874%	0.000	98.100%	99.122%	99.946%
σ		0.801%	n/a	n/a	n/a	0.000	n/a	n/a	n/a
%RSD		1.147	1.102	0.355	0.827	0.000	0.566	0.428	0.285

Run	Time	27Al	28Si	37Cl	39K	43Ca	44Ca	45Sc	47Ti
		ppb	ppb	ppb	ppb	ppb	ppb	ppb	ppb
1	18:33:26	492.500	5199.000	0.000	50580.000	46760.000	49590.000	72.728%	97.180
2	18:34:08	492.100	5129.000	0.000	50220.000	47290.000	49340.000	74.321%	94.330
3	18:34:51	494.400	5106.000	0.000	50050.000	46840.000	49500.000	75.904%	94.120
x		98.606%	102.893%	0.000	100.568%	93.926%	98.958%	74.318%	95.214%
σ		n/a	n/a	0.000	n/a	n/a	n/a	1.588%	n/a
%RSD		0.247	0.938	0.000	0.541	0.601	0.257	2.137	1.796

Run	Time	51V	52Cr	55Mn	56Fe	57Fe	59Co	60Ni	63Cu
		ppb	ppb	ppb	ppb	ppb	ppb	ppb	ppb
1	18:33:26	95.450	96.340	487.100	25670.000	25030.000	95.650	98.030	98.320
2	18:34:08	94.770	95.560	486.400	25260.000	24740.000	95.780	96.320	97.240
3	18:34:51	94.340	94.450	488.200	25300.000	24990.000	95.440	96.430	98.300
x		94.854%	95.452%	97.449%	101.632%	99.676%	95.624%	96.923%	97.953%
σ		n/a	n/a	n/a	n/a	n/a	n/a	n/a	n/a
%RSD		0.594	0.993	0.184	0.890	0.630	0.179	0.987	0.627

Run	Time	65Cu	66Zn	68Zn	75As	78Se	82Se	83Kr	88Sr
		ppb	ppb	ppb	ppb	ppb	ppb	ppb	ppb
1	18:33:26	99.740	103.500	103.900	99.830	100.600	99.300	0.000	94.470
2	18:34:08	98.500	102.600	102.100	98.320	99.290	97.780	0.000	93.850
3	18:34:51	98.990	103.100	102.600	97.750	100.500	97.810	0.000	95.050
x		99.076%	103.045%	102.861%	98.635%	100.100%	98.299%	0.000	94.457%
σ		n/a	n/a	n/a	n/a	n/a	n/a	0.000	n/a
%RSD		0.630	0.411	0.869	1.087	0.704	0.882	0.000	0.634

Run	Time	89Y	95Mo	98Mo	103Rh	107Ag	109Ag	111Cd	114Cd
		ppb	ppb	ppb	ppb	ppb	ppb	ppb	ppb
1	18:33:26	73.440%	95.210	95.840	71.633%	94.140	95.980	96.840	99.410
2	18:34:08	75.956%	95.930	96.920	73.912%	93.950	95.600	97.730	98.790
3	18:34:51	77.360%	98.540	98.570	74.396%	94.770	95.830	96.910	98.480
x		75.586%	96.560%	97.111%	73.313%	94.288%	95.802%	97.157%	98.894%
σ		1.986%	n/a	n/a	1.475%	n/a	n/a	n/a	n/a
%RSD		2.628	1.814	1.414	2.012	0.459	0.201	0.510	0.481

Run	Time	115In	118Sn	121Sb	123Sb	135Ba	137Ba	159Tb	165Ho
		ppb	ppb	ppb	ppb	ppb	ppb	ppb	ppb
1	18:33:26	68.621%	98.380	97.550	96.940	99.960	98.460	76.003%	76.089%
2	18:34:08	71.338%	98.440	97.710	97.550	98.010	96.550	79.108%	79.436%
3	18:34:51	72.837%	99.200	97.980	98.370	98.530	98.680	81.112%	81.186%
x		70.932%	98.670%	97.747%	97.617%	98.832%	97.895%	78.741%	78.904%
σ		2.137%	n/a	n/a	n/a	n/a	n/a	2.574%	2.590%
%RSD		3.013	0.464	0.224	0.734	1.023	1.192	3.269	3.283

Run	Time	203Tl	205Tl	206Pb	207Pb	208Pb	209Bi
		ppb	ppb	ppb	ppb	ppb	ppb
1	18:33:26	93.020	94.060	94.250	94.030	94.320	68.162%
2	18:34:08	93.870	94.920	95.420	94.950	95.010	70.974%
3	18:34:51	94.780	94.500	94.870	95.270	95.560	72.536%
x		93.889%	94.493%	94.846%	94.751%	94.964%	70.557%
σ		n/a	n/a	n/a	n/a	n/a	2.217%
%RSD		0.936	0.452	0.619	0.677	0.657	3.142

CCB4 4/1/2013 6:37:33 PM QC Status: PASS (Initial: PASS)

User Pre-dilution: 1.000

Run	Time	6Li	9Be	10B	11B	13C	23Na	25Mg	26Mg
		ppb	ppb	ppb	ppb	ppb	ppb	ppb	ppb
1	18:38:16	101.708%	0.024	4.620	4.889	0.000	36.280	14.760	13.760
2	18:38:59	101.166%	0.030	4.425	4.727	0.000	36.350	17.100	17.540
3	18:39:42	102.028%	0.045	4.254	4.682	0.000	33.470	17.020	17.610
x		101.634%	0.033	4.433	4.766	0.000	35.370	16.290	16.300
σ		0.436%	0.011	0.183	0.109	0.000	1.641	1.330	2.200
%RSD		0.429	32.690	4.131	2.279	0.000	4.640	8.162	13.500

Run	Time	27Al	28Si	37Cl	39K	43Ca	44Ca	45Sc	47Ti
		ppb	ppb	ppb	ppb	ppb	ppb	ppb	ppb
1	18:38:16	4.919	1.913	0.000	51.170	27.660	21.670	98.422%	0.164
2	18:38:59	5.848	2.647	0.000	48.310	19.270	27.350	98.110%	0.193
3	18:39:42	5.618	8.676	0.000	40.880	19.090	27.250	98.912%	0.200
x		5.462	4.412	0.000	46.790	22.010	25.420	98.481%	0.186
σ		0.483	3.711	0.000	5.311	4.894	3.252	0.404%	0.019
%RSD		8.852	84.110	0.000	11.350	22.240	12.790	0.410	10.130

Run	Time	51V	52Cr	55Mn	56Fe	57Fe	59Co	60Ni	63Cu
		ppb	ppb	ppb	ppb	ppb	ppb	ppb	ppb
1	18:38:16	0.066	0.177	0.423	11.410	16.760	0.036	0.085	1.169
2	18:38:59	-0.034	0.155	0.469	13.580	19.280	0.034	0.105	1.183
3	18:39:42	-0.098	0.161	0.485	12.430	17.430	0.030	0.079	1.173
x		-0.022	0.164	0.459	12.470	17.820	0.033	0.090	1.175
σ		0.082	0.012	0.032	1.088	1.306	0.003	0.014	0.007
%RSD		375.600	7.041	6.935	8.721	7.330	9.420	15.180	0.618

Run	Time	65Cu	66Zn	68Zn	75As	78Se	82Se	83Kr	88Sr
		ppb	ppb	ppb	ppb	ppb	ppb	ppb	ppb
1	18:38:16	0.260	0.587	0.677	0.130	2.495	0.365	0.000	0.084
2	18:38:59	0.240	0.652	0.600	0.143	2.014	0.148	0.000	0.087
3	18:39:42	0.200	0.567	0.666	0.167	1.773	0.252	0.000	0.105
x		0.233	0.602	0.648	0.146	2.094	0.255	0.000	0.092
σ		0.030	0.044	0.041	0.019	0.368	0.108	0.000	0.011
%RSD		12.960	7.313	6.399	12.960	17.550	42.500	0.000	12.340

Run	Time	89Y	95Mo	98Mo	103Rh	107Ag	109Ag	111Cd	114Cd
		ppb	ppb	ppb	ppb	ppb	ppb	ppb	ppb
1	18:38:16	83.101%	0.671	0.597	99.043%	0.032	0.043	0.008	0.024
2	18:38:59	84.283%	0.561	0.462	99.636%	0.033	0.032	-0.025	0.002
3	18:39:42	84.047%	0.426	0.334	98.951%	0.032	0.036	-0.006	-0.001
x		83.810%	0.553	0.464	99.210%	0.032	0.037	-0.007	0.008
σ		0.626%	0.123	0.132	0.372%	0.001	0.006	0.017	0.013
%RSD		0.746	22.180	28.360	0.375	2.500	15.070	224.700	160.000

Run	Time	115In	118Sn	121Sb	123Sb	135Ba	137Ba	159Tb	165Ho
		ppb	ppb	ppb	ppb	ppb	ppb	ppb	ppb
1	18:38:16	82.440%	0.800	0.182	0.200	0.159	0.162	87.345%	87.171%
2	18:38:59	83.844%	0.815	0.155	0.171	0.186	0.146	88.692%	89.327%
3	18:39:42	84.137%	0.779	0.160	0.178	0.151	0.208	89.724%	90.104%
x		83.474%	0.798	0.166	0.183	0.165	0.172	88.587%	88.867%
σ		0.907%	0.018	0.014	0.015	0.018	0.032	1.193%	1.519%
%RSD		1.086	2.238	8.634	8.103	11.140	18.560	1.347	1.710

Run	Time	203Tl	205Tl	206Pb	207Pb	208Pb	209Bi
		ppb	ppb	ppb	ppb	ppb	ppb
1	18:38:16	0.018	0.021	0.110	0.097	0.106	104.990%
2	18:38:59	0.020	0.017	0.116	0.113	0.110	104.955%
3	18:39:42	0.013	0.014	0.102	0.111	0.100	107.803%
x		0.017	0.018	0.109	0.107	0.105	105.916%
σ		0.004	0.003	0.007	0.009	0.005	1.635%
%RSD		22.030	19.220	6.614	8.478	4.910	1.543

LCS 180-67746/2-A 4/1/2013 6:42:23 PM

User Pre-dilution: 1.000

Run	Time	6Li	9Be	10B	11B	13C	23Na	25Mg	26Mg
		ppb	ppb	ppb	ppb	ppb	ppb	ppb	ppb
1	18:43:06	65.949%	45.200	880.900	911.200	0.000	45340.000	45410.000	45110.000
2	18:43:49	67.635%	43.650	887.200	918.500	0.000	44760.000	44760.000	44470.000
3	18:44:32	66.360%	44.910	917.300	944.900	0.000	44990.000	44700.000	44740.000
x		66.648%	44.590	895.100	924.800	0.000	45030.000	44960.000	44770.000
σ		0.879%	0.820	19.460	17.720	0.000	292.600	395.800	321.200
%RSD		1.319	1.839	2.174	1.916	0.000	0.650	0.880	0.718

Run	Time	27Al	28Si	37Cl	39K	43Ca	44Ca	45Sc	47Ti
		ppb	ppb	ppb	ppb	ppb	ppb	ppb	ppb
1	18:43:06	1713.000	8518.000	0.000	46850.000	44870.000	46620.000	58.522%	898.700
2	18:43:49	1692.000	8299.000	0.000	45610.000	45080.000	46470.000	59.351%	891.700
3	18:44:32	1687.000	8298.000	0.000	46070.000	45380.000	46660.000	58.413%	906.600
x		1698.000	8372.000	0.000	46180.000	45110.000	46580.000	58.762%	899.000
σ		13.780	126.800	0.000	623.400	258.700	101.800	0.513%	7.462
%RSD		0.812	1.515	0.000	1.350	0.574	0.219	0.873	0.830

Run	Time	51V	52Cr	55Mn	56Fe	57Fe	59Co	60Ni	63Cu
		ppb	ppb	ppb	ppb	ppb	ppb	ppb	ppb
1	18:43:06	458.700	182.100	476.800	947.900	1038.000	442.400	438.700	222.500
2	18:43:49	457.500	179.300	475.200	940.300	1032.000	442.100	437.200	220.000
3	18:44:32	456.400	179.500	477.700	941.000	1031.000	435.800	432.500	218.400
x		457.500	180.300	476.600	943.100	1034.000	440.100	436.100	220.300
σ		1.143	1.541	1.247	4.238	4.271	3.733	3.231	2.071
%RSD		0.250	0.855	0.262	0.449	0.413	0.848	0.741	0.940

Run	Time	65Cu	66Zn	68Zn	75As	78Se	82Se	83Kr	88Sr
		ppb	ppb	ppb	ppb	ppb	ppb	ppb	ppb
1	18:43:06	222.300	449.600	455.900	35.380	14.390	9.357	0.000	933.200
2	18:43:49	219.500	454.300	452.900	35.860	12.960	10.120	0.000	926.600
3	18:44:32	219.800	453.200	452.800	34.630	11.500	9.720	0.000	922.300
x		220.500	452.400	453.800	35.290	12.950	9.733	0.000	927.400
σ		1.575	2.487	1.756	0.618	1.448	0.383	0.000	5.488
%RSD		0.714	0.550	0.387	1.751	11.180	3.937	0.000	0.592

Run	Time	89Y	95Mo	98Mo	103Rh	107Ag	109Ag	111Cd	114Cd
		ppb	ppb	ppb	ppb	ppb	ppb	ppb	ppb
1	18:43:06	61.594%	921.300	935.600	58.080%	45.470	46.190	47.430	40.790
2	18:43:49	62.380%	937.800	954.200	57.483%	46.520	46.760	47.160	42.770
3	18:44:32	62.152%	930.200	951.700	57.217%	46.450	46.240	47.340	41.710
x		62.042%	929.800	947.200	57.594%	46.150	46.400	47.310	41.760
σ		0.404%	8.259	10.100	0.442%	0.586	0.319	0.136	0.994
%RSD		0.651	0.888	1.066	0.768	1.269	0.687	0.287	2.380

Run	Time	115In	118Sn	121Sb	123Sb	135Ba	137Ba	159Tb	165Ho
		ppb	ppb	ppb	ppb	ppb	ppb	ppb	ppb
1	18:43:06	61.428%	1884.000	452.100	448.100	1813.000	1790.000	69.587%	69.844%
2	18:43:49	62.585%	1814.000	456.000	453.600	1810.000	1801.000	70.876%	71.588%
3	18:44:32	62.300%	1853.000	451.000	453.000	1799.000	1789.000	70.951%	71.522%
x		62.104%	1851.000	453.000	451.600	1807.000	1793.000	70.472%	70.985%
σ		0.603%	34.930	2.608	3.028	7.196	6.646	0.767%	0.988%
%RSD		0.970	1.887	0.576	0.671	0.398	0.371	1.088	1.392

Run	Time	203Tl	205Tl	206Pb	207Pb	208Pb	209Bi
		ppb	ppb	ppb	ppb	ppb	ppb
1	18:43:06	39.480	39.530	15.750	17.050	16.350	71.442%
2	18:43:49	40.600	40.440	16.010	17.350	16.560	72.783%
3	18:44:32	40.640	40.600	15.980	17.330	16.600	73.006%
x		40.240	40.190	15.910	17.240	16.500	72.410%
σ		0.656	0.578	0.143	0.166	0.133	0.846%
%RSD		1.631	1.439	0.901	0.961	0.806	1.168

LCSD 180-67746/3-A 4/1/2013 6:47:12 PM

User Pre-dilution: 1.000

Run	Time	6Li	9Be	10B	11B	13C	23Na	25Mg	26Mg
		ppb	ppb	ppb	ppb	ppb	ppb	ppb	ppb
1	18:47:55	65.153%	44.390	925.800	956.200	0.000	45690.000	45770.000	45360.000
2	18:48:38	66.691%	44.000	934.700	967.100	0.000	45700.000	45590.000	45310.000
3	18:49:21	67.179%	44.810	930.600	953.900	0.000	45090.000	45010.000	44440.000
x		66.341%	44.400	930.400	959.100	0.000	45490.000	45460.000	45030.000
σ		1.057%	0.405	4.419	7.019	0.000	350.200	399.200	516.400
%RSD		1.593	0.912	0.475	0.732	0.000	0.770	0.878	1.147

Run	Time	27Al	28Si	37Cl	39K	43Ca	44Ca	45Sc	47Ti
		ppb	ppb	ppb	ppb	ppb	ppb	ppb	ppb
1	18:47:55	1703.000	8533.000	0.000	46310.000	45180.000	47070.000	56.517%	905.500
2	18:48:38	1727.000	8493.000	0.000	46630.000	45740.000	47560.000	56.795%	917.700
3	18:49:21	1679.000	8325.000	0.000	45960.000	45350.000	46900.000	56.514%	907.400
x		1703.000	8450.000	0.000	46300.000	45420.000	47180.000	56.608%	910.200
σ		24.190	110.600	0.000	335.000	285.100	341.400	0.161%	6.539
%RSD		1.421	1.309	0.000	0.724	0.628	0.724	0.285	0.718

Run	Time	51V	52Cr	55Mn	56Fe	57Fe	59Co	60Ni	63Cu
		ppb	ppb	ppb	ppb	ppb	ppb	ppb	ppb
1	18:47:55	461.100	184.200	482.400	957.700	1048.000	452.000	450.200	227.100
2	18:48:38	461.700	184.700	486.300	961.700	1060.000	450.100	446.400	226.800
3	18:49:21	461.700	182.500	481.900	949.700	1033.000	445.900	443.100	223.100
x		461.500	183.800	483.500	956.400	1047.000	449.300	446.600	225.700
σ		0.352	1.155	2.389	6.108	13.400	3.101	3.557	2.223
%RSD		0.076	0.628	0.494	0.639	1.280	0.690	0.796	0.985

Run	Time	65Cu	66Zn	68Zn	75As	78Se	82Se	83Kr	88Sr
		ppb	ppb	ppb	ppb	ppb	ppb	ppb	ppb
1	18:47:55	227.300	457.400	461.900	35.940	10.720	9.888	0.000	946.500
2	18:48:38	225.400	463.000	461.000	34.300	10.680	9.434	0.000	934.700
3	18:49:21	224.400	459.900	462.200	35.240	10.500	9.985	0.000	930.700
x		225.700	460.100	461.700	35.160	10.630	9.769	0.000	937.300
σ		1.462	2.809	0.589	0.826	0.117	0.294	0.000	8.245
%RSD		0.648	0.611	0.128	2.349	1.095	3.011	0.000	0.880

Run	Time	89Y	95Mo	98Mo	103Rh	107Ag	109Ag	111Cd	114Cd
		ppb	ppb	ppb	ppb	ppb	ppb	ppb	ppb
1	18:47:55	58.705%	939.000	950.700	55.871%	46.430	46.740	48.630	43.260
2	18:48:38	59.877%	943.900	960.300	56.562%	46.690	46.870	48.720	43.480
3	18:49:21	59.963%	938.100	948.700	57.339%	45.800	46.270	47.450	43.650
x		59.515%	940.300	953.200	56.591%	46.310	46.630	48.270	43.460
σ		0.703%	3.106	6.210	0.734%	0.460	0.313	0.707	0.197
%RSD		1.181	0.330	0.651	1.297	0.993	0.671	1.465	0.453

Run	Time	115In	118Sn	121Sb	123Sb	135Ba	137Ba	159Tb	165Ho
		ppb	ppb	ppb	ppb	ppb	ppb	ppb	ppb
1	18:47:55	58.935%	1834.000	461.400	460.600	1821.000	1812.000	67.054%	67.439%
2	18:48:38	60.386%	1844.000	461.900	460.600	1832.000	1822.000	68.308%	69.227%
3	18:49:21	60.197%	1837.000	459.300	457.900	1823.000	1812.000	68.990%	69.624%
x		59.839%	1838.000	460.900	459.700	1826.000	1816.000	68.118%	68.763%
σ		0.789%	5.485	1.379	1.601	6.018	5.980	0.982%	1.164%
%RSD		1.319	0.298	0.299	0.348	0.330	0.329	1.441	1.692

Run	Time	203Tl	205Tl	206Pb	207Pb	208Pb	209Bi
		ppb	ppb	ppb	ppb	ppb	ppb
1	18:47:55	40.280	40.560	16.170	17.840	16.840	69.407%
2	18:48:38	41.730	41.570	16.550	18.020	17.160	70.382%
3	18:49:21	40.640	40.740	16.300	17.810	16.870	71.302%
x		40.880	40.960	16.340	17.890	16.960	70.364%
σ		0.753	0.537	0.194	0.113	0.177	0.948%
%RSD		1.843	1.312	1.184	0.630	1.041	1.347

180-19816-A-1-I 4/1/2013 6:55:25 PM

User Pre-dilution: 1.000

Run	Time	6Li	9Be	10B	11B	13C	23Na	25Mg	26Mg
		ppb	ppb	ppb	ppb	ppb	ppb	ppb	ppb
1	18:56:08	56.755%	0.024	91.760	97.630	0.000	216100.000	129.000	126.500
2	18:56:51	56.316%	0.025	95.460	100.100	0.000	218300.000	132.300	128.300
3	18:57:34	56.403%	0.034	94.720	98.460	0.000	211600.000	124.800	126.000
x		56.492%	0.028	93.980	98.720	0.000	215300.000	128.700	126.900
σ		0.232%	0.006	1.958	1.250	0.000	3393.000	3.734	1.220
%RSD		0.411	20.320	2.083	1.266	0.000	1.576	2.901	0.961

Run	Time	27Al	28Si	37Cl	39K	43Ca	44Ca	45Sc	47Ti
		ppb	ppb	ppb	ppb	ppb	ppb	ppb	ppb
1	18:56:08	16.660	499.900	0.000	53540.000	301000.000	321700.000	54.846%	1.148
2	18:56:51	17.570	503.800	0.000	54780.000	310400.000	333900.000	52.255%	1.327
3	18:57:34	16.300	485.000	0.000	52400.000	298000.000	319500.000	52.820%	1.262
x		16.840	496.300	0.000	53570.000	303100.000	325000.000	53.307%	1.246
σ		0.658	9.949	0.000	1187.000	6432.000	7742.000	1.362%	0.090
%RSD		3.905	2.005	0.000	2.215	2.122	2.382	2.556	7.259

Run	Time	51V	52Cr	55Mn	56Fe	57Fe	59Co	60Ni	63Cu
		ppb	ppb	ppb	ppb	ppb	ppb	ppb	ppb
1	18:56:08	0.159	2.375	5.449	32.560	534.500	3.114	0.627	13.110
2	18:56:51	-0.270	2.275	5.763	33.500	522.900	3.066	0.614	13.170
3	18:57:34	0.395	2.216	5.414	30.370	500.700	2.950	0.557	12.330
x		0.094	2.289	5.542	32.150	519.400	3.043	0.600	12.870
σ		0.337	0.080	0.192	1.606	17.160	0.084	0.037	0.469
%RSD		357.200	3.517	3.464	4.996	3.305	2.773	6.205	3.646

Run	Time	65Cu	66Zn	68Zn	75As	78Se	82Se	83Kr	88Sr
		ppb	ppb	ppb	ppb	ppb	ppb	ppb	ppb
1	18:56:08	9.118	3.010	2.807	2.250	3.692	8.267	0.000	14200.000
2	18:56:51	9.481	3.317	3.425	2.148	3.801	8.659	0.000	14730.000
3	18:57:34	8.696	3.227	3.314	2.874	3.631	8.334	0.000	14310.000
x		9.098	3.185	3.182	2.424	3.708	8.420	0.000	14410.000
σ		0.393	0.158	0.329	0.393	0.086	0.210	0.000	276.600
%RSD		4.319	4.950	10.350	16.210	2.321	2.493	0.000	1.919

Run	Time	89Y	95Mo	98Mo	103Rh	107Ag	109Ag	111Cd	114Cd
		ppb	ppb	ppb	ppb	ppb	ppb	ppb	ppb
1	18:56:08	58.775%	30.590	31.150	53.927%	0.014	0.012	-0.036	-0.038
2	18:56:51	57.085%	31.290	32.450	52.384%	0.013	0.014	-0.049	-0.108
3	18:57:34	56.798%	30.980	31.140	52.718%	0.021	0.006	-0.018	0.006
x		57.553%	30.950	31.580	53.010%	0.016	0.011	-0.034	-0.046
σ		1.068%	0.350	0.754	0.812%	0.004	0.004	0.015	0.058
%RSD		1.855	1.132	2.387	1.531	26.400	37.980	44.790	124.300

Run	Time	115In	118Sn	121Sb	123Sb	135Ba	137Ba	159Tb	165Ho
		ppb	ppb	ppb	ppb	ppb	ppb	ppb	ppb
1	18:56:08	58.094%	10.980	0.459	0.585	34.610	35.020	65.064%	65.764%
2	18:56:51	56.438%	10.490	0.444	0.581	35.650	35.740	65.002%	65.437%
3	18:57:34	56.992%	9.166	0.416	0.625	35.660	34.560	65.472%	66.349%
x		57.175%	10.210	0.440	0.597	35.310	35.110	65.180%	65.850%
σ		0.843%	0.936	0.021	0.024	0.602	0.592	0.255%	0.462%
%RSD		1.475	9.169	4.882	4.044	1.705	1.687	0.392	0.702

Run	Time	203Tl	205Tl	206Pb	207Pb	208Pb	209Bi
		ppb	ppb	ppb	ppb	ppb	ppb
1	18:56:08	0.366	0.375	0.268	0.299	0.296	66.490%
2	18:56:51	0.403	0.398	0.352	0.344	0.340	63.945%
3	18:57:34	0.385	0.361	0.323	0.343	0.321	65.152%
x		0.385	0.378	0.314	0.329	0.319	65.196%
σ		0.018	0.018	0.043	0.026	0.022	1.273%
%RSD		4.768	4.864	13.580	7.839	6.943	1.953

180-19816-A-1-I SD@5 4/1/2013 7:00:15 PM

User Pre-dilution: 1.000

Run	Time	6Li	9Be	10B	11B	13C	23Na	25Mg	26Mg
		ppb	ppb	ppb	ppb	ppb	ppb	ppb	ppb
1	19:00:58	62.849%	-0.006	24.100	26.290	0.000	41620.000	25.930	25.960
2	19:01:41	62.594%	0.020	25.500	25.180	0.000	41240.000	25.850	25.770
3	19:02:24	61.554%	0.029	23.920	24.780	0.000	41380.000	26.640	26.670
x		62.332%	0.014	24.510	25.420	0.000	41410.000	26.140	26.130
σ		0.686%	0.018	0.867	0.783	0.000	193.500	0.437	0.475
%RSD		1.101	128.100	3.538	3.082	0.000	0.467	1.671	1.819

Run	Time	27Al	28Si	37Cl	39K	43Ca	44Ca	45Sc	47Ti
		ppb	ppb	ppb	ppb	ppb	ppb	ppb	ppb
1	19:00:58	3.273	103.000	0.000	10560.000	58840.000	62390.000	59.773%	0.254
2	19:01:41	3.558	102.100	0.000	10440.000	58620.000	61890.000	59.837%	0.208
3	19:02:24	3.912	104.800	0.000	10480.000	58980.000	62240.000	59.127%	0.257
x		3.581	103.300	0.000	10490.000	58810.000	62170.000	59.579%	0.239
σ		0.320	1.351	0.000	58.900	183.000	253.600	0.393%	0.027
%RSD		8.932	1.308	0.000	0.561	0.311	0.408	0.659	11.390

Run	Time	51V	52Cr	55Mn	56Fe	57Fe	59Co	60Ni	63Cu
		ppb	ppb	ppb	ppb	ppb	ppb	ppb	ppb
1	19:00:58	0.177	0.468	1.050	6.727	123.700	0.618	0.325	4.738
2	19:01:41	-0.389	0.487	1.029	6.036	118.300	0.612	0.194	4.508
3	19:02:24	0.112	0.457	1.143	6.294	115.800	0.615	0.200	4.369
x		-0.033	0.471	1.074	6.352	119.300	0.615	0.239	4.538
σ		0.309	0.015	0.061	0.349	4.075	0.003	0.074	0.186
%RSD		923.800	3.230	5.649	5.498	3.417	0.465	30.900	4.101

Run	Time	65Cu	66Zn	68Zn	75As	78Se	82Se	83Kr	88Sr
		ppb	ppb	ppb	ppb	ppb	ppb	ppb	ppb
1	19:00:58	1.835	1.732	2.128	0.688	1.735	2.062	0.000	2850.000
2	19:01:41	2.006	1.703	1.827	0.608	1.284	1.988	0.000	2839.000
3	19:02:24	1.925	1.834	2.029	0.413	1.294	1.691	0.000	2847.000
x		1.922	1.756	1.995	0.570	1.437	1.913	0.000	2845.000
σ		0.086	0.069	0.153	0.141	0.258	0.196	0.000	5.448
%RSD		4.460	3.940	7.672	24.860	17.910	10.270	0.000	0.192

Run	Time	89Y	95Mo	98Mo	103Rh	107Ag	109Ag	111Cd	114Cd
		ppb	ppb	ppb	ppb	ppb	ppb	ppb	ppb
1	19:00:58	59.949%	5.709	6.032	58.629%	0.007	0.004	0.011	0.021
2	19:01:41	60.475%	5.744	5.606	62.777%	0.004	0.003	-0.028	0.002
3	19:02:24	60.514%	5.549	5.912	58.805%	-0.000	0.002	-0.076	-0.061
x		60.313%	5.667	5.850	60.070%	0.003	0.003	-0.031	-0.013
σ		0.316%	0.104	0.220	2.346%	0.004	0.001	0.043	0.043
%RSD		0.523	1.835	3.761	3.905	100.500	29.360	138.800	340.500

Run	Time	115In	118Sn	121Sb	123Sb	135Ba	137Ba	159Tb	165Ho
		ppb	ppb	ppb	ppb	ppb	ppb	ppb	ppb
1	19:00:58	59.906%	0.937	0.070	0.087	7.123	6.910	64.600%	65.603%
2	19:01:41	61.036%	1.048	0.090	0.079	6.874	6.801	66.709%	67.389%
3	19:02:24	61.021%	1.059	0.070	0.107	6.980	6.846	67.202%	67.413%
x		60.654%	1.015	0.077	0.091	6.992	6.852	66.171%	66.801%
σ		0.648%	0.068	0.012	0.014	0.125	0.055	1.382%	1.038%
%RSD		1.068	6.657	15.450	15.440	1.791	0.803	2.088	1.554

Run	Time	203Tl	205Tl	206Pb	207Pb	208Pb	209Bi
		ppb	ppb	ppb	ppb	ppb	ppb
1	19:00:58	0.106	0.107	0.045	0.022	0.032	71.554%
2	19:01:41	0.090	0.095	0.035	0.032	0.033	73.035%
3	19:02:24	0.090	0.088	0.033	0.037	0.037	73.697%
x		0.095	0.097	0.038	0.030	0.034	72.762%
σ		0.009	0.010	0.006	0.007	0.003	1.097%
%RSD		9.575	9.984	16.880	23.990	9.076	1.508

180-19816-A-4-I@10 4/1/2013 7:05:06 PM

User Pre-dilution: 1.000

Run	Time	6Li	9Be	10B	11B	13C	23Na	25Mg	26Mg
		ppb	ppb	ppb	ppb	ppb	ppb	ppb	ppb
1	19:05:48	54.865%	0.035	189.500	194.600	0.000	211900.000	5193.000	5212.000
2	19:06:31	56.231%	0.015	185.900	191.600	0.000	206700.000	5100.000	5115.000
3	19:07:14	57.293%	-0.023	180.900	188.800	0.000	205300.000	5060.000	5097.000
x		56.130%	0.009	185.500	191.700	0.000	208000.000	5118.000	5141.000
σ		1.217%	0.030	4.309	2.909	0.000	3453.000	67.940	61.810
%RSD		2.169	333.800	2.324	1.518	0.000	1.661	1.327	1.202

Run	Time	27Al	28Si	37Cl	39K	43Ca	44Ca	45Sc	47Ti
		ppb	ppb	ppb	ppb	ppb	ppb	ppb	ppb
1	19:05:48	0.440	132.100	0.000	2535.000	55760.000	57380.000	58.261%	0.354
2	19:06:31	0.571	135.300	0.000	2452.000	54150.000	55300.000	59.009%	0.363
3	19:07:14	0.713	131.200	0.000	2477.000	54730.000	53980.000	59.237%	0.377
x		0.575	132.900	0.000	2488.000	54880.000	55550.000	58.836%	0.365
σ		0.137	2.158	0.000	42.530	816.600	1711.000	0.511%	0.012
%RSD		23.770	1.624	0.000	1.709	1.488	3.080	0.868	3.222

Run	Time	51V	52Cr	55Mn	56Fe	57Fe	59Co	60Ni	63Cu
		ppb	ppb	ppb	ppb	ppb	ppb	ppb	ppb
1	19:05:48	-0.081	0.053	24.880	350.500	458.600	0.035	-0.186	3.478
2	19:06:31	0.035	0.048	24.140	339.300	444.700	0.051	-0.207	3.381
3	19:07:14	0.088	0.035	24.800	345.400	447.100	0.030	-0.205	3.232
x		0.014	0.045	24.610	345.100	450.100	0.039	-0.200	3.364
σ		0.087	0.009	0.410	5.581	7.432	0.011	0.011	0.124
%RSD		624.000	20.920	1.665	1.618	1.651	28.120	5.741	3.682

Run	Time	65Cu	66Zn	68Zn	75As	78Se	82Se	83Kr	88Sr
		ppb	ppb	ppb	ppb	ppb	ppb	ppb	ppb
1	19:05:48	2.918	4.887	-4.593	1.640	0.654	6.803	0.000	11380.000
2	19:06:31	2.826	4.923	0.741	1.924	0.830	7.207	0.000	10970.000
3	19:07:14	2.953	5.083	-3.251	1.726	0.734	6.693	0.000	11140.000
x		2.899	4.964	-2.368	1.763	0.739	6.901	0.000	11170.000
σ		0.066	0.104	2.774	0.146	0.088	0.271	0.000	207.000
%RSD		2.259	2.098	117.200	8.258	11.920	3.924	0.000	1.853

Run	Time	89Y	95Mo	98Mo	103Rh	107Ag	109Ag	111Cd	114Cd
		ppb	ppb	ppb	ppb	ppb	ppb	ppb	ppb
1	19:05:48	60.177%	0.325	0.252	57.122%	0.001	0.004	0.048	0.030
2	19:06:31	62.839%	0.216	0.312	61.604%	0.003	-0.000	-0.027	-0.022
3	19:07:14	62.511%	0.314	0.245	59.271%	0.009	0.007	0.041	0.028
x		61.842%	0.285	0.270	59.332%	0.004	0.004	0.020	0.012
σ		1.452%	0.060	0.037	2.242%	0.004	0.004	0.042	0.029
%RSD		2.348	21.000	13.760	3.778	97.380	100.400	204.000	247.200

Run	Time	115In	118Sn	121Sb	123Sb	135Ba	137Ba	159Tb	165Ho
		ppb	ppb	ppb	ppb	ppb	ppb	ppb	ppb
1	19:05:48	59.935%	0.397	0.100	0.156	17580.000	17690.000	65.824%	66.809%
2	19:06:31	61.985%	0.379	0.097	0.140	16970.000	16970.000	68.447%	69.511%
3	19:07:14	62.325%	0.386	0.105	0.104	17150.000	17240.000	69.060%	69.557%
x		61.415%	0.387	0.101	0.133	17240.000	17300.000	67.777%	68.626%
σ		1.293%	0.009	0.004	0.027	313.700	365.700	1.719%	1.574%
%RSD		2.105	2.411	3.851	20.010	1.820	2.114	2.536	2.293

Run	Time	203Tl	205Tl	206Pb	207Pb	208Pb	209Bi
		ppb	ppb	ppb	ppb	ppb	ppb
1	19:05:48	0.050	0.050	-0.019	-0.028	-0.024	67.493%
2	19:06:31	0.046	0.045	-0.024	-0.019	-0.023	70.858%
3	19:07:14	0.048	0.046	-0.024	-0.020	-0.023	71.599%
x		0.048	0.047	-0.022	-0.023	-0.023	69.984%
σ		0.002	0.002	0.003	0.005	0.001	2.188%
%RSD		3.810	5.211	13.130	22.570	2.150	3.127

180-19816-A-2-I 4/1/2013 7:09:54 PM

User Pre-dilution: 1.000

Run	Time	6Li	9Be	10B	11B	13C	23Na	25Mg	26Mg
		ppb	ppb	ppb	ppb	ppb	ppb	ppb	ppb
1	19:10:37	62.181%	0.021	57.420	61.610	0.000	46950.000	408.600	401.600
2	19:11:20	63.095%	0.003	59.630	60.520	0.000	46540.000	402.900	399.100
3	19:12:03	62.690%	0.012	60.280	60.840	0.000	46620.000	411.100	399.300
x		62.656%	0.012	59.110	60.990	0.000	46700.000	407.500	400.000
σ		0.458%	0.009	1.499	0.561	0.000	215.700	4.206	1.374
%RSD		0.731	77.030	2.536	0.920	0.000	0.462	1.032	0.344

Run	Time	27Al	28Si	37Cl	39K	43Ca	44Ca	45Sc	47Ti
		ppb	ppb	ppb	ppb	ppb	ppb	ppb	ppb
1	19:10:37	1.719	184.900	0.000	5613.000	20390.000	20490.000	51.865%	0.698
2	19:11:20	1.587	180.500	0.000	5550.000	19890.000	20540.000	51.544%	0.737
3	19:12:03	1.605	177.100	0.000	5529.000	20110.000	20360.000	51.515%	0.754
x		1.637	180.900	0.000	5564.000	20130.000	20460.000	51.641%	0.730
σ		0.071	3.909	0.000	43.930	248.400	92.740	0.194%	0.029
%RSD		4.365	2.161	0.000	0.789	1.234	0.453	0.375	3.980

Run	Time	51V	52Cr	55Mn	56Fe	57Fe	59Co	60Ni	63Cu
		ppb	ppb	ppb	ppb	ppb	ppb	ppb	ppb
1	19:10:37	-0.607	0.360	9.321	3.612	37.310	0.175	0.609	3.269
2	19:11:20	0.363	0.248	9.141	2.383	34.230	0.181	0.378	3.374
3	19:12:03	-0.667	0.264	9.267	1.899	32.650	0.197	0.459	3.243
x		-0.304	0.291	9.243	2.631	34.730	0.184	0.482	3.295
σ		0.579	0.061	0.092	0.883	2.369	0.011	0.117	0.069
%RSD		190.500	20.800	0.999	33.580	6.821	6.107	24.380	2.098

Run	Time	65Cu	66Zn	68Zn	75As	78Se	82Se	83Kr	88Sr
		ppb	ppb	ppb	ppb	ppb	ppb	ppb	ppb
1	19:10:37	0.959	6.746	6.707	1.072	1.527	1.084	0.000	2445.000
2	19:11:20	0.982	6.879	6.891	0.725	1.834	0.773	0.000	2445.000
3	19:12:03	0.888	6.303	6.137	0.558	1.687	1.330	0.000	2432.000
x		0.943	6.642	6.578	0.785	1.683	1.062	0.000	2441.000
σ		0.049	0.301	0.393	0.263	0.153	0.279	0.000	7.362
%RSD		5.151	4.535	5.975	33.450	9.102	26.300	0.000	0.302

Run	Time	89Y	95Mo	98Mo	103Rh	107Ag	109Ag	111Cd	114Cd
		ppb	ppb	ppb	ppb	ppb	ppb	ppb	ppb
1	19:10:37	54.786%	8.853	8.654	53.013%	-0.001	0.003	-0.030	-0.018
2	19:11:20	55.029%	8.869	9.047	53.242%	-0.000	0.004	-0.046	-0.047
3	19:12:03	55.599%	8.951	9.053	53.797%	0.006	0.003	-0.011	-0.020
x		55.138%	8.891	8.918	53.351%	0.002	0.004	-0.029	-0.028
σ		0.417%	0.053	0.229	0.403%	0.004	0.001	0.018	0.016
%RSD		0.757	0.594	2.563	0.756	229.700	15.480	60.830	57.170

Run	Time	115In	118Sn	121Sb	123Sb	135Ba	137Ba	159Tb	165Ho
		ppb	ppb	ppb	ppb	ppb	ppb	ppb	ppb
1	19:10:37	55.319%	5.455	0.447	0.431	368.000	369.900	62.981%	63.752%
2	19:11:20	56.773%	5.311	0.413	0.443	370.400	368.500	64.592%	65.094%
3	19:12:03	57.374%	4.900	0.423	0.399	368.700	365.300	65.082%	65.858%
x		56.489%	5.222	0.428	0.424	369.100	367.900	64.218%	64.901%
σ		1.057%	0.288	0.017	0.022	1.242	2.358	1.099%	1.066%
%RSD		1.871	5.519	4.032	5.299	0.337	0.641	1.711	1.643

Run	Time	203Tl	205Tl	206Pb	207Pb	208Pb	209Bi
		ppb	ppb	ppb	ppb	ppb	ppb
1	19:10:37	0.037	0.034	-0.002	-0.003	-0.004	69.330%
2	19:11:20	0.034	0.027	0.004	-0.001	-0.002	71.564%
3	19:12:03	0.030	0.031	-0.001	0.002	-0.003	72.245%
x		0.034	0.031	-0.000	-0.001	-0.003	71.046%
σ		0.003	0.003	0.003	0.003	0.001	1.525%
%RSD		10.250	11.150	25740.000	433.900	41.700	2.146

180-19816-A-3-C 4/1/2013 7:14:42 PM

User Pre-dilution: 1.000

Run	Time	6Li	9Be	10B	11B	13C	23Na	25Mg	26Mg
		ppb	ppb	ppb	ppb	ppb	ppb	ppb	ppb
1	19:15:25	56.963%	0.015	16.940	16.310	0.000	95780.000	13610.000	13440.000
2	19:16:08	57.702%	0.014	14.930	15.240	0.000	95450.000	13630.000	13500.000
3	19:16:51	57.938%	-0.023	14.700	15.370	0.000	94820.000	13490.000	13390.000
x		57.534%	0.002	15.520	15.640	0.000	95350.000	13580.000	13440.000
σ		0.509%	0.022	1.232	0.586	0.000	484.200	76.730	53.910
%RSD		0.884	1090.000	7.937	3.744	0.000	0.508	0.565	0.401

Run	Time	27Al	28Si	37Cl	39K	43Ca	44Ca	45Sc	47Ti
		ppb	ppb	ppb	ppb	ppb	ppb	ppb	ppb
1	19:15:25	1.712	319.700	0.000	21180.000	464400.000	498000.000	49.622%	1.491
2	19:16:08	2.228	315.500	0.000	21030.000	466700.000	501000.000	48.882%	1.495
3	19:16:51	1.838	309.700	0.000	20990.000	463000.000	498900.000	49.010%	0.960
x		1.926	315.000	0.000	21070.000	464700.000	499300.000	49.172%	1.315
σ		0.269	5.042	0.000	100.800	1837.000	1549.000	0.396%	0.308
%RSD		13.970	1.601	0.000	0.478	0.395	0.310	0.804	23.400

Run	Time	51V	52Cr	55Mn	56Fe	57Fe	59Co	60Ni	63Cu
		ppb	ppb	ppb	ppb	ppb	ppb	ppb	ppb
1	19:15:25	0.099	-0.049	10.570	11.390	796.500	0.278	-2.239	2.898
2	19:16:08	-0.133	-0.149	10.660	10.570	775.600	0.274	-2.191	2.629
3	19:16:51	0.095	-0.062	10.590	9.651	767.800	0.284	-2.227	2.446
x		0.020	-0.087	10.610	10.540	780.000	0.279	-2.219	2.658
σ		0.133	0.055	0.049	0.869	14.830	0.005	0.025	0.227
%RSD		659.300	62.830	0.459	8.249	1.902	1.819	1.116	8.547

Run	Time	65Cu	66Zn	68Zn	75As	78Se	82Se	83Kr	88Sr
		ppb	ppb	ppb	ppb	ppb	ppb	ppb	ppb
1	19:15:25	1.541	0.817	1.103	5.664	0.966	17.210	0.000	7944.000
2	19:16:08	1.336	0.851	-0.262	4.908	1.086	15.340	0.000	7978.000
3	19:16:51	1.654	0.768	1.369	5.520	1.095	16.110	0.000	7950.000
x		1.510	0.812	0.737	5.364	1.049	16.220	0.000	7957.000
σ		0.161	0.042	0.875	0.401	0.072	0.939	0.000	18.130
%RSD		10.660	5.118	118.800	7.484	6.893	5.792	0.000	0.228

Run	Time	89Y	95Mo	98Mo	103Rh	107Ag	109Ag	111Cd	114Cd
		ppb	ppb	ppb	ppb	ppb	ppb	ppb	ppb
1	19:15:25	53.778%	32.780	34.750	48.873%	0.001	-0.001	-0.052	-0.067
2	19:16:08	53.522%	34.760	35.090	48.424%	0.003	0.005	-0.054	-0.073
3	19:16:51	53.415%	34.660	35.450	48.600%	-0.005	0.007	-0.045	-0.035
x		53.572%	34.070	35.100	48.632%	-0.001	0.004	-0.050	-0.058
σ		0.186%	1.115	0.346	0.226%	0.004	0.004	0.005	0.020
%RSD		0.348	3.274	0.987	0.465	608.200	118.000	9.360	34.710

Run	Time	115In	118Sn	121Sb	123Sb	135Ba	137Ba	159Tb	165Ho
		ppb	ppb	ppb	ppb	ppb	ppb	ppb	ppb
1	19:15:25	53.527%	4.837	0.649	0.717	641.600	639.100	62.157%	62.584%
2	19:16:08	53.591%	4.944	0.662	0.722	657.500	652.000	62.715%	63.429%
3	19:16:51	53.411%	4.632	0.666	0.774	656.100	656.000	62.719%	63.334%
x		53.510%	4.804	0.659	0.738	651.700	649.000	62.531%	63.115%
σ		0.091%	0.159	0.009	0.032	8.793	8.812	0.324%	0.463%
%RSD		0.170	3.304	1.384	4.327	1.349	1.358	0.518	0.733

Run	Time	203Tl	205Tl	206Pb	207Pb	208Pb	209Bi
		ppb	ppb	ppb	ppb	ppb	ppb
1	19:15:25	0.068	0.066	-0.031	-0.032	-0.031	62.587%
2	19:16:08	0.081	0.067	-0.020	-0.033	-0.030	61.633%
3	19:16:51	0.075	0.067	-0.037	-0.021	-0.030	62.112%
x		0.074	0.067	-0.029	-0.029	-0.031	62.110%
σ		0.007	0.000	0.009	0.007	0.001	0.477%
%RSD		9.154	0.532	29.270	23.220	2.203	0.768

MB 180-67178/1-A 4/1/2013 7:23:37 PM

User Pre-dilution: 1.000

Run	Time	6Li	9Be	10B	11B	13C	23Na	25Mg	26Mg
		ppb	ppb	ppb	ppb	ppb	ppb	ppb	ppb
1	19:24:20	88.119%	-0.005	2.244	2.426	0.000	22.990	-0.446	-0.319
2	19:25:03	88.265%	0.002	2.240	2.361	0.000	22.600	-0.385	-0.266
3	19:25:46	90.103%	-0.017	2.122	2.149	0.000	22.430	-0.387	-0.184
x		88.829%	-0.007	2.202	2.312	0.000	22.670	-0.406	-0.256
σ		1.106%	0.010	0.070	0.145	0.000	0.283	0.034	0.068
%RSD		1.245	142.200	3.162	6.257	0.000	1.250	8.480	26.460

Run	Time	27Al	28Si	37Cl	39K	43Ca	44Ca	45Sc	47Ti
		ppb	ppb	ppb	ppb	ppb	ppb	ppb	ppb
1	19:24:20	-0.738	-3.119	0.000	-16.370	2.874	1.538	68.353%	0.071
2	19:25:03	-0.734	-2.692	0.000	-17.000	0.462	1.461	68.366%	0.005
3	19:25:46	-0.683	-2.320	0.000	-17.090	4.009	3.280	69.141%	0.004
x		-0.718	-2.711	0.000	-16.820	2.448	2.093	68.620%	0.027
σ		0.031	0.400	0.000	0.393	1.812	1.029	0.452%	0.038
%RSD		4.308	14.740	0.000	2.335	73.990	49.160	0.658	144.100

Run	Time	51V	52Cr	55Mn	56Fe	57Fe	59Co	60Ni	63Cu
		ppb	ppb	ppb	ppb	ppb	ppb	ppb	ppb
1	19:24:20	-0.125	0.005	-0.025	-10.010	-1.362	-0.008	-0.006	0.608
2	19:25:03	0.002	-0.008	-0.041	-11.510	-1.408	-0.008	0.010	0.688
3	19:25:46	0.008	-0.000	-0.045	-12.010	-2.192	-0.009	-0.010	0.642
x		-0.038	-0.001	-0.037	-11.180	-1.654	-0.008	-0.002	0.646
σ		0.075	0.007	0.011	1.039	0.467	0.001	0.011	0.040
%RSD		194.500	564.700	28.690	9.292	28.200	11.030	495.700	6.228

Run	Time	65Cu	66Zn	68Zn	75As	78Se	82Se	83Kr	88Sr
		ppb	ppb	ppb	ppb	ppb	ppb	ppb	ppb
1	19:24:20	-0.001	0.028	0.130	-0.236	-0.425	-0.275	0.000	0.008
2	19:25:03	-0.026	-0.041	0.090	-0.098	-0.350	-0.297	0.000	0.007
3	19:25:46	0.005	0.011	0.043	-0.315	-0.378	-0.638	0.000	0.046
x		-0.007	-0.001	0.088	-0.216	-0.385	-0.403	0.000	0.020
σ		0.016	0.036	0.043	0.110	0.038	0.203	0.000	0.022
%RSD		215.700	4480.000	49.580	50.870	9.875	50.430	0.000	108.400

Run	Time	89Y	95Mo	98Mo	103Rh	107Ag	109Ag	111Cd	114Cd
		ppb	ppb	ppb	ppb	ppb	ppb	ppb	ppb
1	19:24:20	62.602%	-0.182	-0.140	64.229%	-0.003	-0.001	-0.063	-0.042
2	19:25:03	63.196%	-0.123	-0.108	64.687%	-0.003	0.000	-0.100	-0.063
3	19:25:46	63.625%	-0.178	-0.139	65.704%	-0.000	-0.002	-0.077	-0.064
x		63.141%	-0.161	-0.129	64.873%	-0.002	-0.001	-0.080	-0.056
σ		0.514%	0.033	0.019	0.755%	0.002	0.001	0.019	0.012
%RSD		0.814	20.310	14.390	1.164	78.900	138.000	23.140	21.800

Run	Time	115In	118Sn	121Sb	123Sb	135Ba	137Ba	159Tb	165Ho
		ppb	ppb	ppb	ppb	ppb	ppb	ppb	ppb
1	19:24:20	64.243%	0.034	0.019	0.015	-0.020	-0.025	66.495%	66.577%
2	19:25:03	65.072%	0.017	0.012	0.015	-0.020	-0.023	67.093%	67.849%
3	19:25:46	65.715%	0.061	0.020	0.007	-0.015	-0.004	68.341%	68.926%
x		65.010%	0.038	0.017	0.012	-0.018	-0.017	67.310%	67.784%
σ		0.738%	0.022	0.005	0.005	0.003	0.012	0.942%	1.176%
%RSD		1.135	58.450	27.820	38.180	15.030	68.640	1.399	1.735

Run	Time	203Tl	205Tl	206Pb	207Pb	208Pb	209Bi
		ppb	ppb	ppb	ppb	ppb	ppb
1	19:24:20	0.005	0.004	-0.032	-0.030	-0.032	83.837%
2	19:25:03	0.006	0.002	-0.029	-0.030	-0.030	85.196%
3	19:25:46	0.005	0.003	-0.036	-0.030	-0.033	86.231%
x		0.005	0.003	-0.032	-0.030	-0.031	85.088%
σ		0.001	0.001	0.003	0.000	0.002	1.201%
%RSD		17.160	33.770	10.760	0.712	5.292	1.411

LCS 180-67178/2-A 4/1/2013 7:28:25 PM

User Pre-dilution: 1.000

Run	Time	6Li	9Be	10B	11B	13C	23Na	25Mg	26Mg
		ppb	ppb	ppb	ppb	ppb	ppb	ppb	ppb
1	19:29:08	53.358%	47.900	968.600	1007.000	0.000	47160.000	46920.000	46090.000
2	19:29:51	53.895%	48.270	999.500	1030.000	0.000	47190.000	46980.000	46030.000
3	19:30:34	55.286%	46.400	980.500	1006.000	0.000	45940.000	45470.000	44640.000
x		54.180%	47.520	982.900	1014.000	0.000	46760.000	46460.000	45590.000
σ		0.995%	0.987	15.620	13.590	0.000	714.700	854.500	822.500
%RSD		1.837	2.078	1.589	1.340	0.000	1.528	1.839	1.804

Run	Time	27Al	28Si	37Cl	39K	43Ca	44Ca	45Sc	47Ti
		ppb	ppb	ppb	ppb	ppb	ppb	ppb	ppb
1	19:29:08	1762.000	8492.000	0.000	47490.000	46440.000	48620.000	42.828%	937.100
2	19:29:51	1768.000	8488.000	0.000	47720.000	47450.000	49260.000	43.082%	938.000
3	19:30:34	1710.000	8105.000	0.000	46060.000	46310.000	47970.000	43.467%	911.800
x		1747.000	8362.000	0.000	47090.000	46740.000	48620.000	43.126%	929.000
σ		31.670	222.300	0.000	899.000	624.000	644.100	0.322%	14.890
%RSD		1.813	2.658	0.000	1.909	1.335	1.325	0.747	1.603

Run	Time	51V	52Cr	55Mn	56Fe	57Fe	59Co	60Ni	63Cu
		ppb	ppb	ppb	ppb	ppb	ppb	ppb	ppb
1	19:29:08	484.200	192.300	508.400	1005.000	1086.000	462.300	453.200	226.400
2	19:29:51	481.100	190.400	510.200	999.100	1093.000	457.500	444.900	222.500
3	19:30:34	467.400	186.700	503.800	979.000	1059.000	448.600	439.400	219.100
x		477.600	189.800	507.500	994.300	1079.000	456.100	445.800	222.600
σ		8.943	2.843	3.269	13.510	17.910	6.909	6.909	3.656
%RSD		1.873	1.498	0.644	1.359	1.660	1.515	1.550	1.642

Run	Time	65Cu	66Zn	68Zn	75As	78Se	82Se	83Kr	88Sr
		ppb	ppb	ppb	ppb	ppb	ppb	ppb	ppb
1	19:29:08	225.100	455.900	467.700	35.190	9.426	9.124	0.000	921.400
2	19:29:51	222.800	458.500	459.200	34.200	9.493	9.963	0.000	922.300
3	19:30:34	219.400	452.900	455.100	33.170	9.132	9.338	0.000	907.200
x		222.400	455.700	460.600	34.190	9.350	9.475	0.000	917.000
σ		2.860	2.800	6.419	1.009	0.192	0.436	0.000	8.491
%RSD		1.286	0.614	1.393	2.951	2.056	4.602	0.000	0.926

Run	Time	89Y	95Mo	98Mo	103Rh	107Ag	109Ag	111Cd	114Cd
		ppb	ppb	ppb	ppb	ppb	ppb	ppb	ppb
1	19:29:08	47.388%	932.600	950.900	44.541%	46.660	47.290	48.930	44.360
2	19:29:51	48.976%	926.700	947.900	45.627%	47.010	47.530	48.360	43.780
3	19:30:34	49.503%	918.400	939.800	46.183%	45.890	46.490	46.770	41.970
x		48.622%	925.900	946.200	45.450%	46.520	47.100	48.020	43.370
σ		1.101%	7.116	5.711	0.835%	0.576	0.545	1.122	1.248
%RSD		2.265	0.768	0.604	1.837	1.239	1.157	2.336	2.878

Run	Time	115In	118Sn	121Sb	123Sb	135Ba	137Ba	159Tb	165Ho
		ppb	ppb	ppb	ppb	ppb	ppb	ppb	ppb
1	19:29:08	48.631%	1826.000	450.300	451.900	1825.000	1822.000	57.632%	58.286%
2	19:29:51	49.698%	1849.000	459.700	460.600	1848.000	1838.000	59.215%	60.582%
3	19:30:34	50.724%	1811.000	451.600	444.700	1801.000	1790.000	60.610%	61.933%
x		49.684%	1829.000	453.900	452.400	1825.000	1817.000	59.152%	60.267%
σ		1.047%	18.870	5.085	7.944	23.320	24.860	1.490%	1.844%
%RSD		2.107	1.032	1.120	1.756	1.278	1.368	2.519	3.059

Run	Time	203Tl	205Tl	206Pb	207Pb	208Pb	209Bi
		ppb	ppb	ppb	ppb	ppb	ppb
1	19:29:08	40.410	40.740	16.290	17.330	16.580	61.294%
2	19:29:51	41.390	41.590	16.530	17.610	16.920	62.703%
3	19:30:34	41.320	41.140	16.310	17.120	16.690	63.560%
x		41.040	41.160	16.380	17.350	16.730	62.519%
σ		0.546	0.426	0.132	0.246	0.176	1.144%
%RSD		1.330	1.034	0.804	1.417	1.053	1.830

180-19804-B-1-A 4/1/2013 7:36:37 PM

User Pre-dilution: 1.000

Run	Time	6Li	9Be	10B	11B	13C	23Na	25Mg	26Mg
		ppb	ppb	ppb	ppb	ppb	ppb	ppb	ppb
1	19:37:20	56.257%	0.016	15.650	15.890	0.000	3628.000	13730.000	13630.000
2	19:38:03	58.193%	0.034	14.470	14.230	0.000	3547.000	13620.000	13380.000
3	19:38:46	58.165%	-0.004	14.550	13.730	0.000	3432.000	13090.000	12920.000
x		57.538%	0.015	14.890	14.620	0.000	3536.000	13480.000	13310.000
σ		1.110%	0.019	0.659	1.128	0.000	98.650	341.100	357.900
%RSD		1.929	126.100	4.430	7.715	0.000	2.790	2.530	2.689

Run	Time	27Al	28Si	37Cl	39K	43Ca	44Ca	45Sc	47Ti
		ppb	ppb	ppb	ppb	ppb	ppb	ppb	ppb
1	19:37:20	22.730	2282.000	0.000	3919.000	49710.000	51810.000	42.723%	0.877
2	19:38:03	22.460	2219.000	0.000	3905.000	49850.000	51850.000	42.972%	0.872
3	19:38:46	21.760	2147.000	0.000	3806.000	48920.000	50730.000	42.836%	1.042
x		22.320	2216.000	0.000	3877.000	49490.000	51460.000	42.844%	0.930
σ		0.500	67.360	0.000	61.540	500.200	633.100	0.125%	0.097
%RSD		2.241	3.040	0.000	1.587	1.011	1.230	0.291	10.410

Run	Time	51V	52Cr	55Mn	56Fe	57Fe	59Co	60Ni	63Cu
		ppb	ppb	ppb	ppb	ppb	ppb	ppb	ppb
1	19:37:20	-0.525	0.869	1438.000	6.347	85.940	2.945	0.569	1.737
2	19:38:03	-0.447	0.836	1420.000	5.749	83.290	2.880	0.569	1.589
3	19:38:46	-0.411	0.865	1380.000	3.347	77.750	2.834	0.495	1.613
x		-0.461	0.857	1413.000	5.148	82.330	2.886	0.544	1.646
σ		0.058	0.018	29.530	1.588	4.179	0.056	0.043	0.079
%RSD		12.580	2.101	2.091	30.850	5.076	1.940	7.932	4.817

Run	Time	65Cu	66Zn	68Zn	75As	78Se	82Se	83Kr	88Sr
		ppb	ppb	ppb	ppb	ppb	ppb	ppb	ppb
1	19:37:20	1.075	3.371	2.962	-0.823	0.086	0.106	0.000	135.900
2	19:38:03	1.103	3.096	3.052	-0.858	0.111	0.084	0.000	136.400
3	19:38:46	1.045	3.185	3.094	0.012	0.159	0.160	0.000	134.200
x		1.075	3.217	3.036	-0.556	0.119	0.117	0.000	135.500
σ		0.029	0.140	0.068	0.492	0.037	0.039	0.000	1.140
%RSD		2.691	4.353	2.225	88.540	31.390	33.340	0.000	0.841

Run	Time	89Y	95Mo	98Mo	103Rh	107Ag	109Ag	111Cd	114Cd
		ppb	ppb	ppb	ppb	ppb	ppb	ppb	ppb
1	19:37:20	45.988%	0.686	0.755	44.097%	0.004	0.007	-0.035	-0.071
2	19:38:03	46.809%	0.520	0.497	44.974%	-0.001	-0.001	-0.129	-0.096
3	19:38:46	46.732%	0.393	0.358	44.936%	-0.001	0.002	-0.117	-0.139
x		46.510%	0.533	0.537	44.669%	0.001	0.003	-0.094	-0.102
σ		0.454%	0.147	0.202	0.496%	0.003	0.004	0.051	0.034
%RSD		0.975	27.530	37.550	1.110	300.600	152.200	54.560	33.330

Run	Time	115In	118Sn	121Sb	123Sb	135Ba	137Ba	159Tb	165Ho
		ppb	ppb	ppb	ppb	ppb	ppb	ppb	ppb
1	19:37:20	47.615%	10.150	0.453	0.411	16.460	16.150	55.110%	55.837%
2	19:38:03	48.444%	9.092	0.443	0.481	16.670	16.500	56.685%	57.929%
3	19:38:46	48.852%	7.984	0.443	0.414	15.820	15.640	58.079%	58.587%
x		48.304%	9.075	0.446	0.436	16.320	16.090	56.625%	57.451%
σ		0.630%	1.083	0.006	0.040	0.443	0.433	1.486%	1.436%
%RSD		1.305	11.930	1.262	9.145	2.713	2.689	2.623	2.499

Run	Time	203Tl	205Tl	206Pb	207Pb	208Pb	209Bi
		ppb	ppb	ppb	ppb	ppb	ppb
1	19:37:20	0.125	0.120	0.044	0.054	0.046	62.573%
2	19:38:03	0.109	0.094	0.047	0.056	0.047	63.931%
3	19:38:46	0.076	0.088	0.048	0.045	0.039	64.670%
x		0.103	0.101	0.047	0.052	0.044	63.725%
σ		0.025	0.017	0.002	0.006	0.004	1.064%
%RSD		24.190	16.560	3.887	11.260	9.971	1.669

CCV 781130 4/1/2013 7:41:26 PM QC Status: PASS (Initial: PASS)

User Pre-dilution: 1.000

Run	Time	6Li	9Be	10B	11B	13C	23Na	25Mg	26Mg
		ppb	ppb	ppb	ppb	ppb	ppb	ppb	ppb
1	19:42:09	52.579%	101.200	95.710	97.590	0.000	48050.000	49100.000	49100.000
2	19:42:52	53.635%	99.820	93.160	97.780	0.000	47330.000	47910.000	48270.000
3	19:43:35	53.932%	103.500	98.750	100.400	0.000	48900.000	49170.000	49540.000
x		53.382%	101.492%	95.870%	98.592%	0.000	96.185%	97.460%	97.936%
σ		0.711%	n/a	n/a	n/a	0.000	n/a	n/a	n/a
%RSD		1.332	1.822	2.920	1.595	0.000	1.640	1.455	1.316

Run	Time	27Al	28Si	37Cl	39K	43Ca	44Ca	45Sc	47Ti
		ppb	ppb	ppb	ppb	ppb	ppb	ppb	ppb
1	19:42:09	478.500	4786.000	0.000	49380.000	46420.000	48480.000	47.168%	97.710
2	19:42:52	467.500	4744.000	0.000	48960.000	47070.000	48430.000	49.191%	95.180
3	19:43:35	481.300	4869.000	0.000	49760.000	47920.000	49060.000	49.489%	99.900
x		95.155%	95.990%	0.000	98.727%	94.272%	97.311%	48.616%	97.595%
σ		n/a	n/a	0.000	n/a	n/a	n/a	1.263%	n/a
%RSD		1.535	1.326	0.000	0.809	1.591	0.722	2.598	2.424

Run	Time	51V	52Cr	55Mn	56Fe	57Fe	59Co	60Ni	63Cu
		ppb	ppb	ppb	ppb	ppb	ppb	ppb	ppb
1	19:42:09	95.710	97.090	500.200	26430.000	25420.000	96.030	98.070	98.480
2	19:42:52	94.300	96.060	496.400	25940.000	25210.000	95.530	96.220	96.950
3	19:43:35	97.650	98.110	506.900	26510.000	25710.000	97.940	97.850	98.960
x		95.886%	97.085%	100.226%	105.165%	101.785%	96.500%	97.380%	98.129%
σ		n/a	n/a	n/a	n/a	n/a	n/a	n/a	n/a
%RSD		1.753	1.052	1.062	1.177	0.987	1.316	1.038	1.067

Run	Time	65Cu	66Zn	68Zn	75As	78Se	82Se	83Kr	88Sr
		ppb	ppb	ppb	ppb	ppb	ppb	ppb	ppb
1	19:42:09	98.060	105.900	106.700	96.000	100.600	99.060	0.000	95.450
2	19:42:52	96.510	104.700	105.500	97.800	101.500	100.600	0.000	95.810
3	19:43:35	97.540	106.500	106.500	97.230	103.600	100.400	0.000	97.370
x		97.370%	105.719%	106.236%	97.009%	101.918%	100.015%	0.000	96.209%
σ		n/a	n/a	n/a	n/a	n/a	n/a	0.000	n/a
%RSD		0.809	0.840	0.646	0.948	1.533	0.831	0.000	1.062

Run	Time	89Y	95Mo	98Mo	103Rh	107Ag	109Ag	111Cd	114Cd
		ppb	ppb	ppb	ppb	ppb	ppb	ppb	ppb
1	19:42:09	49.337%	95.900	96.700	47.566%	94.750	95.350	97.550	97.650
2	19:42:52	51.119%	98.540	99.620	49.645%	94.080	94.710	96.780	98.630
3	19:43:35	51.814%	101.300	102.400	50.092%	96.630	97.130	97.470	98.750
x		50.757%	98.588%	99.567%	49.101%	95.154%	95.730%	97.267%	98.345%
σ		1.278%	n/a	n/a	1.348%	n/a	n/a	n/a	n/a
%RSD		2.517	2.754	2.856	2.745	1.394	1.307	0.435	0.613

Run	Time	115In	118Sn	121Sb	123Sb	135Ba	137Ba	159Tb	165Ho
		ppb	ppb	ppb	ppb	ppb	ppb	ppb	ppb
1	19:42:09	50.282%	94.460	95.030	95.900	94.240	93.220	56.621%	57.247%
2	19:42:52	52.064%	94.960	96.120	95.220	95.160	94.770	58.952%	59.719%
3	19:43:35	52.865%	96.820	97.570	97.490	96.260	96.720	59.460%	60.300%
x		51.737%	95.416%	96.240%	96.202%	95.221%	94.902%	58.344%	59.089%
σ		1.322%	n/a	n/a	n/a	n/a	n/a	1.514%	1.621%
%RSD		2.556	1.304	1.327	1.211	1.066	1.843	2.595	2.743

Run	Time	203Tl	205Tl	206Pb	207Pb	208Pb	209Bi
		ppb	ppb	ppb	ppb	ppb	ppb
1	19:42:09	93.010	93.230	93.650	93.400	93.510	54.024%
2	19:42:52	93.450	93.290	93.380	94.170	94.010	56.063%
3	19:43:35	96.520	96.430	97.510	97.500	97.310	55.617%
x		94.328%	94.319%	94.846%	95.024%	94.942%	55.235%
σ		n/a	n/a	n/a	n/a	n/a	1.072%
%RSD		2.030	1.942	2.436	2.296	2.173	1.941

CCB5 4/1/2013 7:46:16 PM QC Status: PASS (Initial: PASS)

User Pre-dilution: 1.000

Run	Time	6Li	9Be	10B	11B	13C	23Na	25Mg	26Mg
		ppb	ppb	ppb	ppb	ppb	ppb	ppb	ppb
1	19:46:59	82.992%	0.009	3.708	3.532	0.000	27.080	13.510	13.230
2	19:47:42	81.674%	0.023	2.609	3.756	0.000	27.570	15.320	15.060
3	19:48:25	82.970%	0.003	3.037	3.215	0.000	27.730	18.460	16.610
x		82.545%	0.012	3.118	3.501	0.000	27.460	15.760	14.970
σ		0.755%	0.010	0.554	0.272	0.000	0.338	2.502	1.692
%RSD		0.914	89.360	17.770	7.755	0.000	1.230	15.870	11.300

Run	Time	27Al	28Si	37Cl	39K	43Ca	44Ca	45Sc	47Ti
		ppb	ppb	ppb	ppb	ppb	ppb	ppb	ppb
1	19:46:59	2.951	-3.325	0.000	-10.370	12.230	15.130	82.298%	0.094
2	19:47:42	3.546	-2.181	0.000	-10.910	13.390	18.720	81.524%	0.096
3	19:48:25	3.021	-2.434	0.000	-9.851	15.400	18.100	81.646%	0.040
x		3.173	-2.647	0.000	-10.380	13.670	17.320	81.823%	0.077
σ		0.325	0.601	0.000	0.527	1.603	1.917	0.416%	0.032
%RSD		10.250	22.690	0.000	5.080	11.730	11.070	0.508	41.280

Run	Time	51V	52Cr	55Mn	56Fe	57Fe	59Co	60Ni	63Cu
		ppb	ppb	ppb	ppb	ppb	ppb	ppb	ppb
1	19:46:59	0.013	0.112	0.311	-6.765	8.159	0.015	0.069	0.520
2	19:47:42	0.003	0.100	0.308	-6.163	8.538	0.024	0.080	0.490
3	19:48:25	0.099	0.091	0.346	-5.440	10.380	0.024	0.063	0.481
x		0.038	0.101	0.322	-6.123	9.026	0.021	0.071	0.497
σ		0.053	0.010	0.021	0.663	1.189	0.005	0.008	0.020
%RSD		138.100	10.190	6.626	10.830	13.180	24.100	11.800	4.107

Run	Time	65Cu	66Zn	68Zn	75As	78Se	82Se	83Kr	88Sr
		ppb	ppb	ppb	ppb	ppb	ppb	ppb	ppb
1	19:46:59	0.106	0.312	0.294	-0.497	-0.946	-1.648	0.000	0.055
2	19:47:42	0.104	0.352	0.289	-0.303	-0.958	-1.294	0.000	0.065
3	19:48:25	0.109	0.314	0.343	-0.281	-0.919	-1.219	0.000	0.080
x		0.106	0.326	0.309	-0.360	-0.941	-1.387	0.000	0.066
σ		0.003	0.023	0.030	0.119	0.020	0.230	0.000	0.012
%RSD		2.361	7.015	9.633	33.050	2.126	16.540	0.000	18.780

Run	Time	89Y	95Mo	98Mo	103Rh	107Ag	109Ag	111Cd	114Cd
		ppb	ppb	ppb	ppb	ppb	ppb	ppb	ppb
1	19:46:59	83.288%	0.343	0.244	86.334%	0.030	0.021	-0.136	-0.096
2	19:47:42	82.765%	0.304	0.196	85.571%	0.025	0.021	-0.148	-0.094
3	19:48:25	83.271%	0.103	0.120	86.492%	0.033	0.031	-0.173	-0.109
x		83.108%	0.250	0.187	86.132%	0.030	0.024	-0.152	-0.100
σ		0.297%	0.129	0.063	0.492%	0.004	0.005	0.019	0.008
%RSD		0.358	51.590	33.540	0.572	13.280	21.700	12.300	7.770

Run	Time	115In	118Sn	121Sb	123Sb	135Ba	137Ba	159Tb	165Ho
		ppb	ppb	ppb	ppb	ppb	ppb	ppb	ppb
1	19:46:59	93.534%	0.130	0.024	0.045	0.097	0.084	86.883%	87.145%
2	19:47:42	93.876%	0.084	0.036	0.030	0.113	0.097	88.407%	88.808%
3	19:48:25	94.447%	0.090	0.033	0.047	0.127	0.148	88.905%	90.107%
x		93.952%	0.101	0.031	0.041	0.112	0.110	88.065%	88.686%
σ		0.461%	0.025	0.007	0.009	0.015	0.034	1.054%	1.485%
%RSD		0.491	25.130	21.000	22.680	13.270	30.680	1.197	1.674

Run	Time	203Tl	205Tl	206Pb	207Pb	208Pb	209Bi
		ppb	ppb	ppb	ppb	ppb	ppb
1	19:46:59	0.037	0.034	0.058	0.072	0.061	97.679%
2	19:47:42	0.032	0.027	0.061	0.075	0.060	99.396%
3	19:48:25	0.032	0.030	0.067	0.078	0.070	98.251%
x		0.033	0.030	0.062	0.075	0.063	98.442%
σ		0.003	0.004	0.005	0.003	0.005	0.874%
%RSD		8.681	12.230	7.684	3.844	8.637	0.888

180-19804-C-2-A 4/1/2013 7:51:07 PM

User Pre-dilution: 1.000

Run	Time	6Li	9Be	10B	11B	13C	23Na	25Mg	26Mg
		ppb	ppb	ppb	ppb	ppb	ppb	ppb	ppb
1	19:51:50	55.004%	-0.013	8.246	8.746	0.000	3526.000	13460.000	13320.000
2	19:52:35	56.805%	0.006	7.891	8.442	0.000	3452.000	13180.000	13000.000
3	19:53:18	56.025%	0.006	6.741	7.995	0.000	3564.000	13580.000	13460.000
x		55.944%	-0.000	7.626	8.394	0.000	3514.000	13410.000	13260.000
σ		0.903%	0.011	0.787	0.377	0.000	56.810	204.800	233.000
%RSD		1.614	2981.000	10.310	4.496	0.000	1.617	1.527	1.757

Run	Time	27Al	28Si	37Cl	39K	43Ca	44Ca	45Sc	47Ti
		ppb	ppb	ppb	ppb	ppb	ppb	ppb	ppb
1	19:51:50	21.500	2210.000	0.000	3933.000	49380.000	51580.000	41.481%	0.797
2	19:52:35	21.030	2147.000	0.000	3824.000	49850.000	51510.000	41.821%	0.875
3	19:53:18	21.880	2227.000	0.000	3956.000	50750.000	53130.000	40.831%	1.008
x		21.470	2195.000	0.000	3904.000	50000.000	52070.000	41.377%	0.893
σ		0.425	42.050	0.000	70.380	693.400	916.900	0.503%	0.107
%RSD		1.979	1.916	0.000	1.803	1.387	1.761	1.216	11.940

Run	Time	51V	52Cr	55Mn	56Fe	57Fe	59Co	60Ni	63Cu
		ppb	ppb	ppb	ppb	ppb	ppb	ppb	ppb
1	19:51:50	-0.317	0.945	1464.000	21.050	97.710	2.591	0.522	1.887
2	19:52:35	0.142	0.835	1434.000	18.150	84.380	2.528	0.505	1.774
3	19:53:18	-0.739	0.807	1481.000	20.030	90.270	2.780	0.414	1.699
x		-0.305	0.862	1460.000	19.740	90.790	2.633	0.480	1.787
σ		0.441	0.073	23.880	1.472	6.682	0.131	0.058	0.094
%RSD		144.600	8.443	1.636	7.456	7.360	4.964	12.050	5.279

Run	Time	65Cu	66Zn	68Zn	75As	78Se	82Se	83Kr	88Sr
		ppb	ppb	ppb	ppb	ppb	ppb	ppb	ppb
1	19:51:50	1.252	2.339	2.447	-0.621	0.246	0.591	0.000	135.500
2	19:52:35	1.026	2.416	2.777	-0.698	0.190	0.169	0.000	135.700
3	19:53:18	1.378	2.488	2.544	-0.169	0.315	0.978	0.000	139.800
x		1.219	2.414	2.589	-0.496	0.251	0.579	0.000	137.000
σ		0.179	0.074	0.170	0.285	0.063	0.404	0.000	2.455
%RSD		14.660	3.072	6.551	57.550	25.020	69.770	0.000	1.792

Run	Time	89Y	95Mo	98Mo	103Rh	107Ag	109Ag	111Cd	114Cd
		ppb	ppb	ppb	ppb	ppb	ppb	ppb	ppb
1	19:51:50	45.020%	0.170	0.223	43.347%	-0.003	0.001	-0.072	-0.044
2	19:52:35	45.629%	0.113	0.199	43.793%	0.003	0.008	-0.046	-0.047
3	19:53:18	44.763%	0.086	0.214	42.951%	-0.000	0.001	-0.081	-0.053
x		45.138%	0.123	0.212	43.364%	0.000	0.003	-0.066	-0.048
σ		0.445%	0.042	0.012	0.421%	0.003	0.004	0.018	0.005
%RSD		0.985	34.510	5.779	0.971	9806.000	133.200	27.150	10.190

Run	Time	115In	118Sn	121Sb	123Sb	135Ba	137Ba	159Tb	165Ho
		ppb	ppb	ppb	ppb	ppb	ppb	ppb	ppb
1	19:51:50	46.766%	5.780	0.364	0.328	16.090	15.760	55.005%	55.891%
2	19:52:35	47.148%	5.572	0.334	0.399	16.280	16.090	56.696%	57.147%
3	19:53:18	47.117%	5.330	0.358	0.367	16.830	16.710	55.821%	56.491%
x		47.010%	5.561	0.352	0.365	16.400	16.180	55.841%	56.510%
σ		0.212%	0.225	0.016	0.036	0.384	0.480	0.846%	0.629%
%RSD		0.452	4.053	4.536	9.736	2.339	2.964	1.515	1.112

Run	Time	203Tl	205Tl	206Pb	207Pb	208Pb	209Bi
		ppb	ppb	ppb	ppb	ppb	ppb
1	19:51:50	0.049	0.045	-0.012	-0.024	-0.015	63.026%
2	19:52:35	0.044	0.041	-0.013	-0.010	-0.012	63.966%
3	19:53:18	0.049	0.050	-0.021	-0.007	-0.018	63.300%
x		0.047	0.045	-0.015	-0.014	-0.015	63.431%
σ		0.003	0.005	0.005	0.009	0.003	0.483%
%RSD		6.684	10.960	32.840	65.930	19.210	0.762

180-19804-C-3-A 4/1/2013 7:55:59 PM

User Pre-dilution: 1.000

Run	Time	6Li	9Be	10B	11B	13C	23Na	25Mg	26Mg
		ppb	ppb	ppb	ppb	ppb	ppb	ppb	ppb
1	19:56:42	54.562%	-0.003	5.866	7.009	0.000	2673.000	4021.000	3972.000
2	19:57:26	55.127%	0.107	6.483	6.876	0.000	2646.000	4036.000	3985.000
3	19:58:09	55.285%	0.037	7.198	7.049	0.000	2609.000	3983.000	3917.000
x		54.992%	0.047	6.515	6.978	0.000	2643.000	4013.000	3958.000
σ		0.380%	0.056	0.666	0.091	0.000	32.520	27.380	35.980
%RSD		0.691	118.900	10.230	1.298	0.000	1.231	0.682	0.909

Run	Time	27Al	28Si	37Cl	39K	43Ca	44Ca	45Sc	47Ti
		ppb	ppb	ppb	ppb	ppb	ppb	ppb	ppb
1	19:56:42	4.154	3672.000	0.000	1603.000	12820.000	13800.000	40.051%	1.249
2	19:57:26	4.177	3665.000	0.000	1625.000	13280.000	13800.000	39.817%	1.143
3	19:58:09	4.322	3594.000	0.000	1596.000	13240.000	13840.000	39.999%	0.959
x		4.218	3644.000	0.000	1608.000	13120.000	13810.000	39.956%	1.117
σ		0.091	43.090	0.000	14.870	252.000	25.970	0.123%	0.147
%RSD		2.163	1.183	0.000	0.925	1.921	0.188	0.307	13.150

Run	Time	51V	52Cr	55Mn	56Fe	57Fe	59Co	60Ni	63Cu
		ppb	ppb	ppb	ppb	ppb	ppb	ppb	ppb
1	19:56:42	-1.109	0.730	433.600	145.400	164.800	7.476	1.722	5.306
2	19:57:26	0.180	0.693	438.900	146.300	171.400	7.471	1.749	5.431
3	19:58:09	-0.126	0.779	434.700	144.400	166.500	7.237	1.664	5.317
x		-0.352	0.734	435.700	145.400	167.600	7.395	1.712	5.351
σ		0.673	0.043	2.831	0.974	3.450	0.137	0.043	0.069
%RSD		191.400	5.848	0.650	0.670	2.059	1.848	2.538	1.298

Run	Time	65Cu	66Zn	68Zn	75As	78Se	82Se	83Kr	88Sr
		ppb	ppb	ppb	ppb	ppb	ppb	ppb	ppb
1	19:56:42	5.188	151.600	151.200	-0.428	-0.140	0.044	0.000	37.110
2	19:57:26	4.973	151.500	152.000	-0.790	-0.532	-0.282	0.000	37.170
3	19:58:09	5.032	150.000	153.500	-0.788	-0.225	-0.444	0.000	36.990
x		5.064	151.000	152.200	-0.669	-0.299	-0.227	0.000	37.090
σ		0.111	0.908	1.171	0.208	0.206	0.249	0.000	0.093
%RSD		2.188	0.601	0.769	31.190	69.030	109.300	0.000	0.250

Run	Time	89Y	95Mo	98Mo	103Rh	107Ag	109Ag	111Cd	114Cd
		ppb	ppb	ppb	ppb	ppb	ppb	ppb	ppb
1	19:56:42	46.972%	-0.058	0.012	42.395%	0.001	0.003	0.232	0.243
2	19:57:26	47.587%	-0.073	-0.051	42.846%	0.002	0.004	0.157	0.176
3	19:58:09	47.954%	-0.081	-0.055	43.012%	0.002	0.005	0.289	0.252
x		47.504%	-0.071	-0.031	42.751%	0.002	0.004	0.226	0.224
σ		0.496%	0.012	0.038	0.319%	0.001	0.001	0.066	0.041
%RSD		1.044	16.490	119.800	0.747	31.850	24.500	29.220	18.560

Run	Time	115In	118Sn	121Sb	123Sb	135Ba	137Ba	159Tb	165Ho
		ppb	ppb	ppb	ppb	ppb	ppb	ppb	ppb
1	19:56:42	45.112%	4.982	0.253	0.287	19.530	19.810	53.535%	54.412%
2	19:57:26	46.512%	4.836	0.333	0.317	19.500	19.300	55.496%	56.252%
3	19:58:09	46.679%	4.647	0.283	0.326	19.830	19.670	55.908%	56.574%
x		46.101%	4.822	0.290	0.310	19.620	19.590	54.980%	55.746%
σ		0.860%	0.168	0.041	0.020	0.185	0.264	1.268%	1.167%
%RSD		1.866	3.486	14.040	6.531	0.945	1.347	2.307	2.093

Run	Time	203Tl	205Tl	206Pb	207Pb	208Pb	209Bi
		ppb	ppb	ppb	ppb	ppb	ppb
1	19:56:42	0.036	0.029	0.050	0.041	0.044	61.771%
2	19:57:26	0.033	0.037	0.054	0.071	0.056	63.746%
3	19:58:09	0.038	0.040	0.048	0.059	0.056	63.421%
x		0.036	0.035	0.051	0.057	0.052	62.979%
σ		0.002	0.005	0.003	0.015	0.007	1.059%
%RSD		6.839	15.010	5.953	25.860	13.320	1.682

180-19804-B-4-A 4/1/2013 8:00:50 PM

User Pre-dilution: 1.000

Run	Time	6Li	9Be	10B	11B	13C	23Na	25Mg	26Mg
		ppb	ppb	ppb	ppb	ppb	ppb	ppb	ppb
1	20:01:34	54.762%	-0.003	5.039	6.235	0.000	2360.000	3354.000	3317.000
2	20:02:17	55.597%	0.017	6.850	6.161	0.000	2276.000	3253.000	3199.000
3	20:03:00	55.794%	0.016	6.555	6.208	0.000	2290.000	3291.000	3250.000
x		55.384%	0.010	6.148	6.201	0.000	2309.000	3299.000	3256.000
σ		0.548%	0.011	0.972	0.037	0.000	44.810	50.940	59.280
%RSD		0.989	113.600	15.800	0.604	0.000	1.941	1.544	1.821

Run	Time	27Al	28Si	37Cl	39K	43Ca	44Ca	45Sc	47Ti
		ppb	ppb	ppb	ppb	ppb	ppb	ppb	ppb
1	20:01:34	3.999	3531.000	0.000	1437.000	11270.000	12030.000	39.708%	1.192
2	20:02:17	3.798	3393.000	0.000	1396.000	11600.000	11900.000	39.847%	1.165
3	20:03:00	3.883	3436.000	0.000	1417.000	11490.000	12050.000	39.595%	1.240
x		3.893	3453.000	0.000	1416.000	11450.000	11990.000	39.717%	1.199
σ		0.101	70.480	0.000	20.470	167.000	78.660	0.126%	0.038
%RSD		2.594	2.041	0.000	1.445	1.458	0.656	0.317	3.194

Run	Time	51V	52Cr	55Mn	56Fe	57Fe	59Co	60Ni	63Cu
		ppb	ppb	ppb	ppb	ppb	ppb	ppb	ppb
1	20:01:34	0.313	0.735	327.500	93.940	113.900	4.879	1.138	5.031
2	20:02:17	0.097	0.715	316.700	89.640	111.200	4.893	1.129	4.738
3	20:03:00	0.095	0.839	323.300	91.860	111.400	4.756	1.190	4.989
x		0.168	0.763	322.500	91.810	112.200	4.842	1.152	4.919
σ		0.125	0.067	5.472	2.153	1.531	0.075	0.033	0.159
%RSD		74.480	8.765	1.697	2.344	1.365	1.555	2.871	3.222

Run	Time	65Cu	66Zn	68Zn	75As	78Se	82Se	83Kr	88Sr
		ppb	ppb	ppb	ppb	ppb	ppb	ppb	ppb
1	20:01:34	4.417	122.500	123.500	-0.337	-0.476	0.286	0.000	33.010
2	20:02:17	4.653	118.200	118.100	-0.902	-0.213	-0.090	0.000	32.500
3	20:03:00	4.236	121.900	125.200	-0.400	-0.567	-0.216	0.000	33.680
x		4.435	120.900	122.200	-0.546	-0.418	-0.007	0.000	33.060
σ		0.209	2.320	3.721	0.310	0.184	0.261	0.000	0.589
%RSD		4.705	1.920	3.044	56.710	43.940	3914.000	0.000	1.782

Run	Time	89Y	95Mo	98Mo	103Rh	107Ag	109Ag	111Cd	114Cd
		ppb	ppb	ppb	ppb	ppb	ppb	ppb	ppb
1	20:01:34	46.574%	-0.125	-0.100	42.536%	-0.000	-0.002	0.122	0.160
2	20:02:17	47.683%	-0.096	-0.115	43.518%	0.003	0.010	0.151	0.171
3	20:03:00	47.198%	-0.048	-0.104	43.210%	-0.001	0.002	0.142	0.185
x		47.152%	-0.090	-0.106	43.088%	0.000	0.003	0.138	0.172
σ		0.556%	0.039	0.008	0.502%	0.002	0.006	0.015	0.013
%RSD		1.180	43.520	7.250	1.166	492.100	173.600	10.510	7.273

Run	Time	115In	118Sn	121Sb	123Sb	135Ba	137Ba	159Tb	165Ho
		ppb	ppb	ppb	ppb	ppb	ppb	ppb	ppb
1	20:01:34	45.709%	4.311	0.286	0.305	17.320	17.560	54.485%	55.005%
2	20:02:17	47.307%	4.271	0.251	0.266	17.210	16.900	56.206%	57.524%
3	20:03:00	47.279%	4.058	0.272	0.299	17.650	17.650	56.128%	56.935%
x		46.765%	4.213	0.269	0.290	17.390	17.370	55.606%	56.488%
σ		0.915%	0.136	0.018	0.021	0.230	0.414	0.972%	1.318%
%RSD		1.956	3.226	6.501	7.184	1.325	2.382	1.748	2.333

Run	Time	203Tl	205Tl	206Pb	207Pb	208Pb	209Bi
		ppb	ppb	ppb	ppb	ppb	ppb
1	20:01:34	0.026	0.022	-0.021	-0.027	-0.023	63.428%
2	20:02:17	0.026	0.024	-0.019	-0.017	-0.021	65.606%
3	20:03:00	0.038	0.029	-0.025	-0.019	-0.021	64.739%
x		0.030	0.025	-0.022	-0.021	-0.022	64.591%
σ		0.007	0.004	0.003	0.005	0.001	1.096%
%RSD		23.970	15.070	14.690	25.200	5.569	1.697

180-19804-B-5-A 4/1/2013 8:05:40 PM

User Pre-dilution: 1.000

Run	Time	6Li	9Be	10B	11B	13C	23Na	25Mg	26Mg
		ppb	ppb	ppb	ppb	ppb	ppb	ppb	ppb
1	20:06:23	53.960%	-0.003	5.370	6.099	0.000	2387.000	3644.000	3567.000
2	20:07:06	55.171%	0.047	5.073	5.905	0.000	2335.000	3566.000	3539.000
3	20:07:50	54.793%	-0.003	5.082	5.781	0.000	2326.000	3582.000	3547.000
x		54.642%	0.014	5.175	5.928	0.000	2349.000	3597.000	3551.000
σ		0.620%	0.029	0.169	0.160	0.000	32.740	40.890	14.280
%RSD		1.134	210.600	3.267	2.700	0.000	1.394	1.137	0.402

Run	Time	27Al	28Si	37Cl	39K	43Ca	44Ca	45Sc	47Ti
		ppb	ppb	ppb	ppb	ppb	ppb	ppb	ppb
1	20:06:23	3.365	3640.000	0.000	1522.000	12450.000	12990.000	39.317%	1.091
2	20:07:06	3.181	3579.000	0.000	1520.000	12700.000	13050.000	39.703%	0.945
3	20:07:50	3.274	3537.000	0.000	1519.000	12720.000	13030.000	39.198%	0.751
x		3.273	3585.000	0.000	1521.000	12620.000	13020.000	39.406%	0.929
σ		0.092	51.500	0.000	1.716	151.900	30.650	0.264%	0.171
%RSD		2.822	1.436	0.000	0.113	1.203	0.235	0.669	18.340

Run	Time	51V	52Cr	55Mn	56Fe	57Fe	59Co	60Ni	63Cu
		ppb	ppb	ppb	ppb	ppb	ppb	ppb	ppb
1	20:06:23	0.037	0.684	374.700	83.210	103.800	6.430	1.269	4.387
2	20:07:06	-0.577	0.748	372.500	81.980	102.100	6.155	1.375	4.288
3	20:07:50	0.357	0.784	373.900	81.730	101.200	6.244	1.419	4.165
x		-0.061	0.739	373.700	82.310	102.300	6.276	1.354	4.280
σ		0.474	0.051	1.116	0.790	1.308	0.140	0.077	0.111
%RSD		777.400	6.842	0.299	0.960	1.278	2.237	5.678	2.596

Run	Time	65Cu	66Zn	68Zn	75As	78Se	82Se	83Kr	88Sr
		ppb	ppb	ppb	ppb	ppb	ppb	ppb	ppb
1	20:06:23	4.048	139.000	140.300	-0.985	-0.392	-0.002	0.000	36.410
2	20:07:06	3.948	136.400	139.100	0.559	-0.413	-0.129	0.000	36.430
3	20:07:50	4.023	136.700	137.500	-0.117	-0.590	0.069	0.000	36.670
x		4.006	137.400	138.900	-0.181	-0.465	-0.020	0.000	36.500
σ		0.052	1.446	1.402	0.774	0.109	0.100	0.000	0.145
%RSD		1.301	1.053	1.009	428.100	23.410	491.300	0.000	0.398

Run	Time	89Y	95Mo	98Mo	103Rh	107Ag	109Ag	111Cd	114Cd
		ppb	ppb	ppb	ppb	ppb	ppb	ppb	ppb
1	20:06:23	45.593%	-0.150	-0.146	42.275%	0.005	0.001	0.187	0.152
2	20:07:06	45.796%	-0.120	-0.119	42.691%	0.004	0.003	0.205	0.156
3	20:07:50	46.027%	-0.091	-0.137	42.655%	0.006	-0.002	0.108	0.140
x		45.805%	-0.120	-0.134	42.541%	0.005	0.001	0.167	0.149
σ		0.217%	0.029	0.014	0.230%	0.001	0.002	0.052	0.009
%RSD		0.474	24.440	10.220	0.542	12.560	302.200	31.160	5.793

Run	Time	115In	118Sn	121Sb	123Sb	135Ba	137Ba	159Tb	165Ho
		ppb	ppb	ppb	ppb	ppb	ppb	ppb	ppb
1	20:06:23	45.900%	3.521	0.259	0.263	17.570	17.600	53.960%	54.808%
2	20:07:06	46.357%	3.638	0.238	0.249	17.950	18.230	55.670%	56.663%
3	20:07:50	46.854%	3.597	0.240	0.260	18.460	17.860	55.752%	56.781%
x		46.370%	3.586	0.246	0.257	17.990	17.900	55.127%	56.084%
σ		0.477%	0.059	0.012	0.008	0.449	0.321	1.012%	1.107%
%RSD		1.029	1.656	4.880	2.952	2.494	1.793	1.835	1.973

Run	Time	203Tl	205Tl	206Pb	207Pb	208Pb	209Bi
		ppb	ppb	ppb	ppb	ppb	ppb
1	20:06:23	0.031	0.028	-0.031	-0.024	-0.027	63.156%
2	20:07:06	0.033	0.025	-0.029	-0.030	-0.027	64.213%
3	20:07:50	0.032	0.021	-0.027	-0.026	-0.028	64.353%
x		0.032	0.025	-0.029	-0.026	-0.027	63.907%
σ		0.001	0.003	0.002	0.003	0.000	0.655%
%RSD		2.889	14.120	6.742	12.270	1.463	1.024

180-19804-B-6-A 4/1/2013 8:10:31 PM

User Pre-dilution: 1.000

Run	Time	6Li	9Be	10B	11B	13C	23Na	25Mg	26Mg
		ppb	ppb	ppb	ppb	ppb	ppb	ppb	ppb
1	20:11:14	54.169%	0.048	6.237	5.514	0.000	2396.000	3362.000	3319.000
2	20:11:57	54.541%	0.027	5.455	5.867	0.000	2375.000	3360.000	3311.000
3	20:12:40	55.334%	0.017	5.027	5.433	0.000	2349.000	3338.000	3301.000
x		54.681%	0.031	5.573	5.605	0.000	2373.000	3353.000	3310.000
σ		0.595%	0.016	0.613	0.231	0.000	23.120	13.320	8.971
%RSD		1.089	51.840	11.000	4.116	0.000	0.974	0.397	0.271

Run	Time	27Al	28Si	37Cl	39K	43Ca	44Ca	45Sc	47Ti
		ppb	ppb	ppb	ppb	ppb	ppb	ppb	ppb
1	20:11:14	5.087	3628.000	0.000	1468.000	11500.000	12280.000	39.675%	0.899
2	20:11:57	5.255	3559.000	0.000	1470.000	12020.000	12270.000	39.465%	1.108
3	20:12:40	5.231	3537.000	0.000	1458.000	11620.000	12210.000	39.520%	0.699
x		5.191	3575.000	0.000	1465.000	11710.000	12250.000	39.553%	0.902
σ		0.091	47.200	0.000	5.997	267.300	37.750	0.109%	0.204
%RSD		1.750	1.320	0.000	0.409	2.282	0.308	0.275	22.670

Run	Time	51V	52Cr	55Mn	56Fe	57Fe	59Co	60Ni	63Cu
		ppb	ppb	ppb	ppb	ppb	ppb	ppb	ppb
1	20:11:14	0.331	0.681	316.500	59.990	75.980	5.612	1.192	5.223
2	20:11:57	0.081	0.856	315.600	59.500	77.650	5.445	1.274	5.154
3	20:12:40	0.137	0.861	317.300	60.100	80.010	5.685	1.132	5.652
x		0.183	0.799	316.500	59.860	77.880	5.581	1.199	5.343
σ		0.131	0.102	0.879	0.320	2.024	0.123	0.071	0.270
%RSD		71.440	12.770	0.278	0.534	2.598	2.204	5.935	5.050

Run	Time	65Cu	66Zn	68Zn	75As	78Se	82Se	83Kr	88Sr
		ppb	ppb	ppb	ppb	ppb	ppb	ppb	ppb
1	20:11:14	5.070	114.100	116.500	-0.599	-0.650	-0.259	0.000	32.850
2	20:11:57	5.074	114.500	114.800	-0.929	-0.495	-0.185	0.000	33.140
3	20:12:40	5.040	117.900	117.800	-0.815	-0.583	-0.076	0.000	33.170
x		5.061	115.500	116.400	-0.781	-0.576	-0.173	0.000	33.050
σ		0.018	2.084	1.503	0.168	0.078	0.092	0.000	0.174
%RSD		0.362	1.804	1.292	21.460	13.540	53.230	0.000	0.526

Run	Time	89Y	95Mo	98Mo	103Rh	107Ag	109Ag	111Cd	114Cd
		ppb	ppb	ppb	ppb	ppb	ppb	ppb	ppb
1	20:11:14	47.532%	-0.177	-0.198	42.462%	-0.004	0.002	0.143	0.197
2	20:11:57	48.173%	-0.218	-0.189	42.930%	0.006	-0.003	0.123	0.168
3	20:12:40	48.244%	-0.163	-0.131	42.999%	0.002	0.001	0.146	0.163
x		47.983%	-0.186	-0.173	42.797%	0.001	-0.000	0.138	0.176
σ		0.393%	0.029	0.036	0.292%	0.005	0.003	0.013	0.018
%RSD		0.818	15.470	21.000	0.683	355.400	13140.000	9.127	10.320

Run	Time	115In	118Sn	121Sb	123Sb	135Ba	137Ba	159Tb	165Ho
		ppb	ppb	ppb	ppb	ppb	ppb	ppb	ppb
1	20:11:14	45.647%	3.257	0.256	0.263	17.790	18.090	55.010%	55.495%
2	20:11:57	46.577%	3.230	0.284	0.272	18.150	17.740	55.709%	56.979%
3	20:12:40	46.951%	3.149	0.229	0.228	17.880	17.820	56.143%	57.174%
x		46.392%	3.212	0.256	0.254	17.940	17.880	55.621%	56.549%
σ		0.671%	0.056	0.027	0.023	0.191	0.180	0.572%	0.918%
%RSD		1.447	1.756	10.670	9.201	1.067	1.008	1.028	1.624

Run	Time	203Tl	205Tl	206Pb	207Pb	208Pb	209Bi
		ppb	ppb	ppb	ppb	ppb	ppb
1	20:11:14	0.026	0.024	-0.011	-0.018	-0.019	63.366%
2	20:11:57	0.015	0.022	-0.016	-0.013	-0.018	64.112%
3	20:12:40	0.029	0.024	-0.018	-0.017	-0.020	64.304%
x		0.023	0.023	-0.015	-0.016	-0.019	63.927%
σ		0.007	0.001	0.004	0.002	0.001	0.496%
%RSD		30.180	4.375	23.790	15.460	5.219	0.776

180-19804-B-7-A 4/1/2013 8:15:23 PM

User Pre-dilution: 1.000

Run	Time	6Li	9Be	10B	11B	13C	23Na	25Mg	26Mg
		ppb	ppb	ppb	ppb	ppb	ppb	ppb	ppb
1	20:16:06	55.272%	0.007	5.305	5.035	0.000	2101.000	2299.000	2263.000
2	20:16:49	54.274%	-0.013	5.904	5.499	0.000	2227.000	2422.000	2403.000
3	20:17:32	54.904%	0.058	4.866	5.283	0.000	2118.000	2326.000	2279.000
x		54.817%	0.017	5.358	5.273	0.000	2148.000	2349.000	2315.000
σ		0.505%	0.036	0.521	0.232	0.000	68.220	64.210	76.830
%RSD		0.921	213.500	9.729	4.401	0.000	3.175	2.734	3.319

Run	Time	27Al	28Si	37Cl	39K	43Ca	44Ca	45Sc	47Ti
		ppb	ppb	ppb	ppb	ppb	ppb	ppb	ppb
1	20:16:06	13.310	3673.000	0.000	1192.000	7213.000	7388.000	39.950%	1.074
2	20:16:49	14.620	3836.000	0.000	1272.000	7463.000	7851.000	38.120%	1.197
3	20:17:32	13.010	3613.000	0.000	1214.000	7298.000	7556.000	38.881%	0.989
x		13.650	3707.000	0.000	1226.000	7325.000	7598.000	38.984%	1.087
σ		0.858	115.600	0.000	41.490	127.100	234.700	0.919%	0.105
%RSD		6.288	3.119	0.000	3.383	1.735	3.089	2.359	9.655

Run	Time	51V	52Cr	55Mn	56Fe	57Fe	59Co	60Ni	63Cu
		ppb	ppb	ppb	ppb	ppb	ppb	ppb	ppb
1	20:16:06	1.397	0.979	173.100	152.200	166.300	3.739	0.829	6.095
2	20:16:49	0.735	1.030	185.000	163.500	174.700	3.840	0.615	6.408
3	20:17:32	0.399	0.912	177.800	155.800	172.000	3.479	0.667	6.049
x		0.844	0.974	178.600	157.200	171.000	3.686	0.704	6.184
σ		0.508	0.059	5.969	5.776	4.286	0.186	0.112	0.196
%RSD		60.180	6.079	3.342	3.675	2.507	5.052	15.860	3.162

Run	Time	65Cu	66Zn	68Zn	75As	78Se	82Se	83Kr	88Sr
		ppb	ppb	ppb	ppb	ppb	ppb	ppb	ppb
1	20:16:06	5.765	89.720	93.360	-0.444	-0.341	0.094	0.000	23.770
2	20:16:49	6.076	97.380	100.000	-0.650	-0.117	-0.076	0.000	25.710
3	20:17:32	6.027	93.020	96.280	-0.435	-0.240	0.204	0.000	24.810
x		5.956	93.370	96.550	-0.510	-0.233	0.074	0.000	24.760
σ		0.167	3.845	3.342	0.122	0.112	0.141	0.000	0.972
%RSD		2.810	4.118	3.462	23.880	48.200	190.600	0.000	3.926

Run	Time	89Y	95Mo	98Mo	103Rh	107Ag	109Ag	111Cd	114Cd
		ppb	ppb	ppb	ppb	ppb	ppb	ppb	ppb
1	20:16:06	45.538%	-0.145	-0.151	43.059%	0.001	0.001	0.113	0.153
2	20:16:49	44.434%	-0.157	-0.162	41.759%	-0.001	0.005	0.107	0.150
3	20:17:32	45.313%	-0.177	-0.148	43.114%	-0.006	-0.004	0.113	0.154
x		45.095%	-0.160	-0.154	42.644%	-0.002	0.000	0.111	0.153
σ		0.583%	0.016	0.007	0.767%	0.004	0.004	0.003	0.002
%RSD		1.294	10.100	4.849	1.798	168.300	1008.000	2.788	1.442

Run	Time	115In	118Sn	121Sb	123Sb	135Ba	137Ba	159Tb	165Ho
		ppb	ppb	ppb	ppb	ppb	ppb	ppb	ppb
1	20:16:06	46.322%	2.697	0.143	0.144	16.860	16.720	54.879%	56.122%
2	20:16:49	45.666%	3.002	0.153	0.175	18.310	18.420	54.313%	55.327%
3	20:17:32	47.155%	2.878	0.138	0.163	17.620	17.200	55.928%	56.919%
x		46.381%	2.859	0.145	0.161	17.600	17.440	55.040%	56.123%
σ		0.746%	0.153	0.008	0.016	0.726	0.875	0.819%	0.796%
%RSD		1.609	5.359	5.232	9.674	4.124	5.013	1.488	1.418

Run	Time	203Tl	205Tl	206Pb	207Pb	208Pb	209Bi
		ppb	ppb	ppb	ppb	ppb	ppb
1	20:16:06	0.013	0.012	0.002	0.003	0.003	65.198%
2	20:16:49	0.014	0.012	0.018	0.004	0.012	61.335%
3	20:17:32	0.016	0.013	-0.004	0.017	0.005	65.553%
x		0.014	0.012	0.005	0.008	0.007	64.028%
σ		0.002	0.001	0.012	0.008	0.005	2.340%
%RSD		13.710	6.728	213.800	96.230	73.760	3.654

180-19804-C-8-A 4/1/2013 8:20:14 PM

User Pre-dilution: 1.000

Run	Time	6Li	9Be	10B	11B	13C	23Na	25Mg	26Mg
		ppb	ppb	ppb	ppb	ppb	ppb	ppb	ppb
1	20:20:58	54.769%	0.037	4.801	5.280	0.000	2003.000	2273.000	2244.000
2	20:21:41	54.566%	0.007	4.390	5.113	0.000	1995.000	2290.000	2252.000
3	20:22:24	55.159%	0.007	5.115	4.776	0.000	1997.000	2282.000	2233.000
x		54.832%	0.017	4.768	5.057	0.000	1998.000	2282.000	2243.000
σ		0.302%	0.018	0.364	0.257	0.000	4.505	8.579	9.574
%RSD		0.550	102.600	7.624	5.075	0.000	0.225	0.376	0.427

Run	Time	27Al	28Si	37Cl	39K	43Ca	44Ca	45Sc	47Ti
		ppb	ppb	ppb	ppb	ppb	ppb	ppb	ppb
1	20:20:58	8.003	3596.000	0.000	1167.000	6988.000	7297.000	39.164%	0.936
2	20:21:41	7.763	3587.000	0.000	1170.000	6878.000	7230.000	39.235%	0.797
3	20:22:24	7.662	3577.000	0.000	1162.000	7111.000	7296.000	39.444%	0.815
x		7.810	3587.000	0.000	1166.000	6992.000	7274.000	39.281%	0.849
σ		0.175	9.407	0.000	4.248	116.700	38.370	0.146%	0.076
%RSD		2.244	0.262	0.000	0.364	1.668	0.527	0.371	8.904

Run	Time	51V	52Cr	55Mn	56Fe	57Fe	59Co	60Ni	63Cu
		ppb	ppb	ppb	ppb	ppb	ppb	ppb	ppb
1	20:20:58	1.142	0.892	169.800	159.700	178.700	2.544	0.571	6.850
2	20:21:41	0.438	1.013	171.200	159.800	167.300	2.619	0.780	6.482
3	20:22:24	0.721	0.978	171.000	159.700	175.400	2.635	0.589	6.217
x		0.767	0.961	170.700	159.700	173.800	2.599	0.647	6.516
σ		0.354	0.062	0.741	0.062	5.901	0.048	0.116	0.318
%RSD		46.190	6.481	0.434	0.039	3.395	1.864	17.930	4.879

Run	Time	65Cu	66Zn	68Zn	75As	78Se	82Se	83Kr	88Sr
		ppb	ppb	ppb	ppb	ppb	ppb	ppb	ppb
1	20:20:58	6.685	90.910	94.160	-0.200	-0.278	-0.383	0.000	23.210
2	20:21:41	6.269	91.450	94.080	-0.562	-0.161	0.725	0.000	23.260
3	20:22:24	6.513	91.190	92.820	-0.482	-0.486	-0.391	0.000	23.560
x		6.489	91.180	93.690	-0.415	-0.308	-0.016	0.000	23.350
σ		0.209	0.268	0.755	0.191	0.165	0.642	0.000	0.190
%RSD		3.218	0.294	0.806	45.960	53.570	3957.000	0.000	0.814

Run	Time	89Y	95Mo	98Mo	103Rh	107Ag	109Ag	111Cd	114Cd
		ppb	ppb	ppb	ppb	ppb	ppb	ppb	ppb
1	20:20:58	45.176%	-0.240	-0.166	42.482%	-0.006	-0.002	0.138	0.153
2	20:21:41	45.789%	-0.138	-0.144	42.816%	-0.004	0.002	0.076	0.118
3	20:22:24	45.686%	-0.192	-0.200	43.200%	0.002	0.003	0.108	0.144
x		45.550%	-0.190	-0.170	42.833%	-0.003	0.001	0.107	0.138
σ		0.328%	0.051	0.028	0.359%	0.004	0.002	0.031	0.018
%RSD		0.720	27.000	16.610	0.839	158.200	216.800	28.930	13.110

Run	Time	115In	118Sn	121Sb	123Sb	135Ba	137Ba	159Tb	165Ho
		ppb	ppb	ppb	ppb	ppb	ppb	ppb	ppb
1	20:20:58	46.247%	2.816	0.192	0.243	16.930	16.730	54.477%	55.689%
2	20:21:41	47.015%	2.689	0.166	0.212	16.110	16.020	55.997%	56.760%
3	20:22:24	47.285%	2.726	0.181	0.171	16.470	16.160	56.152%	57.466%
x		46.849%	2.744	0.179	0.208	16.500	16.300	55.542%	56.638%
σ		0.538%	0.065	0.013	0.036	0.410	0.379	0.926%	0.895%
%RSD		1.149	2.373	7.211	17.330	2.485	2.322	1.667	1.580

Run	Time	203Tl	205Tl	206Pb	207Pb	208Pb	209Bi
		ppb	ppb	ppb	ppb	ppb	ppb
1	20:20:58	0.014	0.012	-0.015	-0.002	-0.013	64.351%
2	20:21:41	0.016	0.012	-0.015	0.002	-0.016	64.708%
3	20:22:24	0.019	0.011	-0.018	-0.013	-0.016	65.702%
x		0.017	0.012	-0.016	-0.004	-0.015	64.920%
σ		0.003	0.001	0.002	0.008	0.002	0.700%
%RSD		15.410	6.247	12.830	181.700	12.580	1.078

180-19804-C-8-A SD@5 4/1/2013 8:25:05 PM

User Pre-dilution: 1.000

Run	Time	6Li	9Be	10B	11B	13C	23Na	25Mg	26Mg
		ppb	ppb	ppb	ppb	ppb	ppb	ppb	ppb
1	20:25:48	53.567%	0.007	1.768	2.199	0.000	428.000	467.900	467.000
2	20:26:31	53.502%	0.007	1.918	1.992	0.000	426.200	470.700	464.700
3	20:27:14	52.566%	-0.013	2.429	2.007	0.000	426.600	470.000	462.500
x		53.212%	0.001	2.038	2.066	0.000	426.900	469.500	464.800
σ		0.560%	0.012	0.347	0.115	0.000	0.954	1.441	2.260
%RSD		1.052	1820.000	17.010	5.584	0.000	0.223	0.307	0.486

Run	Time	27Al	28Si	37Cl	39K	43Ca	44Ca	45Sc	47Ti
		ppb	ppb	ppb	ppb	ppb	ppb	ppb	ppb
1	20:25:48	1.088	771.200	0.000	234.300	1308.000	1452.000	42.859%	0.141
2	20:26:31	1.078	759.300	0.000	232.000	1374.000	1489.000	42.274%	0.228
3	20:27:14	1.042	752.700	0.000	228.600	1366.000	1455.000	42.377%	0.143
x		1.069	761.100	0.000	231.600	1349.000	1465.000	42.504%	0.170
σ		0.024	9.392	0.000	2.892	36.140	20.490	0.312%	0.050
%RSD		2.240	1.234	0.000	1.248	2.678	1.398	0.735	29.290

Run	Time	51V	52Cr	55Mn	56Fe	57Fe	59Co	60Ni	63Cu
		ppb	ppb	ppb	ppb	ppb	ppb	ppb	ppb
1	20:25:48	-0.060	0.298	34.000	28.460	35.110	0.549	0.094	1.515
2	20:26:31	0.581	0.158	33.940	27.210	34.610	0.522	0.119	1.559
3	20:27:14	-0.050	0.226	33.950	26.990	33.020	0.570	0.155	1.574
x		0.157	0.227	33.960	27.550	34.250	0.547	0.123	1.549
σ		0.367	0.070	0.034	0.793	1.094	0.024	0.031	0.031
%RSD		233.900	30.800	0.100	2.879	3.194	4.406	25.080	1.992

Run	Time	65Cu	66Zn	68Zn	75As	78Se	82Se	83Kr	88Sr
		ppb	ppb	ppb	ppb	ppb	ppb	ppb	ppb
1	20:25:48	1.577	21.130	20.580	-0.255	-0.643	-0.098	0.000	4.741
2	20:26:31	1.322	19.990	20.550	-0.050	-0.381	0.088	0.000	4.690
3	20:27:14	1.574	20.610	20.220	0.085	-0.295	0.358	0.000	4.769
x		1.491	20.580	20.450	-0.073	-0.440	0.116	0.000	4.733
σ		0.146	0.570	0.201	0.171	0.181	0.229	0.000	0.040
%RSD		9.809	2.771	0.983	233.200	41.220	197.500	0.000	0.844

Run	Time	89Y	95Mo	98Mo	103Rh	107Ag	109Ag	111Cd	114Cd
		ppb	ppb	ppb	ppb	ppb	ppb	ppb	ppb
1	20:25:48	46.391%	-0.247	-0.258	46.139%	-0.003	0.003	-0.045	-0.012
2	20:26:31	46.511%	-0.247	-0.224	45.812%	-0.001	0.003	-0.031	-0.017
3	20:27:14	46.277%	-0.254	-0.247	45.951%	-0.001	0.003	-0.089	-0.059
x		46.393%	-0.249	-0.243	45.967%	-0.002	0.003	-0.055	-0.030
σ		0.117%	0.004	0.017	0.164%	0.001	0.000	0.030	0.026
%RSD		0.252	1.531	7.137	0.358	83.840	0.955	55.270	87.130

Run	Time	115In	118Sn	121Sb	123Sb	135Ba	137Ba	159Tb	165Ho
		ppb	ppb	ppb	ppb	ppb	ppb	ppb	ppb
1	20:25:48	48.558%	0.405	0.024	0.014	3.246	3.170	54.610%	55.147%
2	20:26:31	48.453%	0.365	0.042	0.027	3.527	3.229	55.803%	56.231%
3	20:27:14	48.783%	0.347	0.019	0.024	3.389	3.305	56.034%	56.577%
x		48.598%	0.373	0.028	0.022	3.387	3.235	55.482%	55.985%
σ		0.168%	0.030	0.012	0.007	0.141	0.068	0.764%	0.746%
%RSD		0.347	7.926	42.350	32.530	4.161	2.095	1.378	1.332

Run	Time	203Tl	205Tl	206Pb	207Pb	208Pb	209Bi
		ppb	ppb	ppb	ppb	ppb	ppb
1	20:25:48	0.002	0.002	-0.031	-0.033	-0.034	66.008%
2	20:26:31	-0.002	-0.001	-0.037	-0.037	-0.036	66.641%
3	20:27:14	0.005	-0.001	-0.038	-0.030	-0.034	67.462%
x		0.002	0.000	-0.035	-0.033	-0.035	66.704%
σ		0.003	0.002	0.004	0.003	0.001	0.729%
%RSD		188.200	1014.000	10.680	10.270	3.928	1.093

180-19804-C-8-B MS 4/1/2013 8:29:52 PM

User Pre-dilution: 1.000

Run	Time	6Li	9Be	10B	11B	13C	23Na	25Mg	26Mg
		ppb	ppb	ppb	ppb	ppb	ppb	ppb	ppb
1	20:30:35	55.060%	43.840	913.200	933.600	0.000	46480.000	46350.000	45630.000
2	20:31:18	55.760%	44.980	963.200	986.500	0.000	48470.000	48260.000	47460.000
3	20:32:01	57.454%	44.600	924.200	958.300	0.000	46510.000	46170.000	45730.000
x		56.091%	44.470	933.500	959.500	0.000	47160.000	46930.000	46270.000
σ		1.231%	0.577	26.300	26.490	0.000	1139.000	1159.000	1029.000
%RSD		2.195	1.297	2.817	2.761	0.000	2.416	2.471	2.225

Run	Time	27Al	28Si	37Cl	39K	43Ca	44Ca	45Sc	47Ti
		ppb	ppb	ppb	ppb	ppb	ppb	ppb	ppb
1	20:30:35	1646.000	11470.000	0.000	46700.000	51690.000	54100.000	40.456%	897.300
2	20:31:18	1711.000	11810.000	0.000	48760.000	55560.000	57510.000	40.198%	947.100
3	20:32:01	1653.000	11350.000	0.000	46520.000	53020.000	54830.000	41.606%	901.100
x		1670.000	11540.000	0.000	47330.000	53420.000	55480.000	40.753%	915.200
σ		35.630	239.000	0.000	1244.000	1962.000	1797.000	0.749%	27.680
%RSD		2.134	2.071	0.000	2.628	3.672	3.239	1.839	3.025

Run	Time	51V	52Cr	55Mn	56Fe	57Fe	59Co	60Ni	63Cu
		ppb	ppb	ppb	ppb	ppb	ppb	ppb	ppb
1	20:30:35	458.500	182.400	651.200	1103.000	1200.000	437.200	423.700	217.300
2	20:31:18	485.300	193.200	689.200	1161.000	1265.000	461.300	442.700	229.400
3	20:32:01	463.800	183.700	661.800	1109.000	1197.000	442.900	428.800	218.900
x		469.200	186.400	667.400	1124.000	1221.000	447.100	431.700	221.900
σ		14.190	5.893	19.590	31.740	38.270	12.610	9.808	6.559
%RSD		3.023	3.161	2.935	2.823	3.135	2.820	2.272	2.957

Run	Time	65Cu	66Zn	68Zn	75As	78Se	82Se	83Kr	88Sr
		ppb	ppb	ppb	ppb	ppb	ppb	ppb	ppb
1	20:30:35	216.200	515.500	516.300	31.640	8.613	9.042	0.000	941.100
2	20:31:18	229.000	538.800	536.700	32.860	8.077	8.898	0.000	972.000
3	20:32:01	219.800	516.800	522.400	32.680	8.383	7.887	0.000	932.900
x		221.600	523.700	525.100	32.400	8.358	8.609	0.000	948.700
σ		6.613	13.120	10.450	0.658	0.269	0.630	0.000	20.630
%RSD		2.984	2.505	1.990	2.031	3.216	7.314	0.000	2.174

Run	Time	89Y	95Mo	98Mo	103Rh	107Ag	109Ag	111Cd	114Cd
		ppb	ppb	ppb	ppb	ppb	ppb	ppb	ppb
1	20:30:35	46.053%	910.400	939.100	41.579%	46.330	46.810	47.360	41.850
2	20:31:18	46.436%	961.500	997.800	41.841%	48.190	49.210	49.610	45.740
3	20:32:01	47.684%	925.700	950.100	43.274%	45.920	47.170	47.920	42.250
x		46.724%	932.600	962.300	42.231%	46.820	47.730	48.300	43.280
σ		0.853%	26.240	31.240	0.912%	1.212	1.293	1.173	2.143
%RSD		1.826	2.813	3.246	2.160	2.588	2.708	2.429	4.952

Run	Time	115In	118Sn	121Sb	123Sb	135Ba	137Ba	159Tb	165Ho
		ppb	ppb	ppb	ppb	ppb	ppb	ppb	ppb
1	20:30:35	46.020%	1844.000	454.500	450.700	1821.000	1815.000	56.312%	57.016%
2	20:31:18	45.880%	1952.000	478.600	473.500	1927.000	1918.000	56.210%	57.532%
3	20:32:01	48.098%	1848.000	454.200	452.000	1838.000	1830.000	57.950%	59.420%
x		46.666%	1881.000	462.400	458.700	1862.000	1854.000	56.824%	57.989%
σ		1.242%	61.300	13.970	12.830	57.240	55.310	0.977%	1.266%
%RSD		2.662	3.258	3.021	2.797	3.074	2.983	1.719	2.183

Run	Time	203Tl	205Tl	206Pb	207Pb	208Pb	209Bi
		ppb	ppb	ppb	ppb	ppb	ppb
1	20:30:35	40.700	40.660	16.220	17.440	16.680	59.101%
2	20:31:18	44.760	44.670	17.710	18.990	18.190	57.732%
3	20:32:01	43.240	43.140	16.870	18.290	17.420	59.482%
x		42.900	42.820	16.940	18.240	17.430	58.772%
σ		2.049	2.020	0.746	0.775	0.752	0.920%
%RSD		4.776	4.718	4.404	4.249	4.316	1.566

180-19804-C-8-C MSD 4/1/2013 8:34:40 PM

User Pre-dilution: 1.000

Run	Time	6Li	9Be	10B	11B	13C	23Na	25Mg	26Mg
		ppb	ppb	ppb	ppb	ppb	ppb	ppb	ppb
1	20:35:23	57.166%	44.480	928.600	957.200	0.000	46540.000	46650.000	45830.000
2	20:36:06	58.442%	44.080	924.300	959.100	0.000	46280.000	46070.000	45200.000
3	20:36:49	58.556%	44.170	949.800	961.400	0.000	46170.000	45920.000	45500.000
x		58.055%	44.240	934.200	959.200	0.000	46330.000	46220.000	45510.000
σ		0.772%	0.214	13.660	2.075	0.000	190.100	384.600	316.300
%RSD		1.329	0.483	1.462	0.216	0.000	0.410	0.832	0.695

Run	Time	27Al	28Si	37Cl	39K	43Ca	44Ca	45Sc	47Ti
		ppb	ppb	ppb	ppb	ppb	ppb	ppb	ppb
1	20:35:23	1662.000	11540.000	0.000	46660.000	52440.000	54610.000	41.990%	888.800
2	20:36:06	1653.000	11380.000	0.000	46620.000	52910.000	54560.000	42.612%	902.300
3	20:36:49	1651.000	11360.000	0.000	46500.000	52450.000	54870.000	42.683%	895.300
x		1655.000	11430.000	0.000	46600.000	52600.000	54680.000	42.428%	895.500
σ		5.789	99.910	0.000	84.860	269.000	162.000	0.381%	6.718
%RSD		0.350	0.874	0.000	0.182	0.511	0.296	0.898	0.750

Run	Time	51V	52Cr	55Mn	56Fe	57Fe	59Co	60Ni	63Cu
		ppb	ppb	ppb	ppb	ppb	ppb	ppb	ppb
1	20:35:23	464.000	184.200	659.800	1129.000	1235.000	444.900	429.500	221.100
2	20:36:06	465.200	185.300	660.900	1131.000	1234.000	442.900	427.700	219.100
3	20:36:49	463.600	183.700	665.200	1142.000	1220.000	444.000	425.300	219.200
x		464.300	184.400	662.000	1134.000	1230.000	443.900	427.500	219.800
σ		0.822	0.827	2.861	7.178	8.466	1.011	2.081	1.110
%RSD		0.177	0.449	0.432	0.633	0.688	0.228	0.487	0.505

Run	Time	65Cu	66Zn	68Zn	75As	78Se	82Se	83Kr	88Sr
		ppb	ppb	ppb	ppb	ppb	ppb	ppb	ppb
1	20:35:23	219.100	518.800	513.300	32.470	8.173	8.582	0.000	905.700
2	20:36:06	215.900	515.700	524.000	32.350	8.170	8.760	0.000	910.400
3	20:36:49	217.900	519.500	529.000	32.920	8.064	8.634	0.000	916.300
x		217.600	518.000	522.100	32.580	8.135	8.659	0.000	910.800
σ		1.636	2.042	8.014	0.303	0.062	0.091	0.000	5.292
%RSD		0.751	0.394	1.535	0.931	0.763	1.055	0.000	0.581

Run	Time	89Y	95Mo	98Mo	103Rh	107Ag	109Ag	111Cd	114Cd
		ppb	ppb	ppb	ppb	ppb	ppb	ppb	ppb
1	20:35:23	47.722%	912.300	929.000	42.985%	46.260	46.940	47.320	42.780
2	20:36:06	48.592%	916.100	946.500	43.837%	46.580	47.360	48.360	43.160
3	20:36:49	48.922%	920.100	945.500	44.116%	46.460	47.260	48.140	43.140
x		48.412%	916.200	940.300	43.646%	46.430	47.190	47.940	43.030
σ		0.620%	3.892	9.850	0.589%	0.162	0.215	0.548	0.213
%RSD		1.281	0.425	1.048	1.350	0.349	0.455	1.144	0.494

Run	Time	115In	118Sn	121Sb	123Sb	135Ba	137Ba	159Tb	165Ho
		ppb	ppb	ppb	ppb	ppb	ppb	ppb	ppb
1	20:35:23	47.300%	1839.000	454.000	449.100	1841.000	1842.000	56.593%	57.901%
2	20:36:06	48.142%	1855.000	456.600	450.400	1853.000	1845.000	58.518%	59.847%
3	20:36:49	49.062%	1842.000	451.800	450.300	1839.000	1832.000	58.960%	59.982%
x		48.168%	1846.000	454.200	449.900	1844.000	1840.000	58.023%	59.244%
σ		0.882%	8.670	2.389	0.726	7.312	7.137	1.259%	1.164%
%RSD		1.830	0.470	0.526	0.161	0.397	0.388	2.169	1.965

Run	Time	203Tl	205Tl	206Pb	207Pb	208Pb	209Bi
		ppb	ppb	ppb	ppb	ppb	ppb
1	20:35:23	40.880	41.080	16.200	17.460	16.780	60.376%
2	20:36:06	42.300	41.960	16.450	17.600	17.070	61.321%
3	20:36:49	42.260	42.500	16.490	17.810	17.090	61.695%
x		41.810	41.850	16.380	17.620	16.980	61.131%
σ		0.809	0.718	0.157	0.176	0.172	0.680%
%RSD		1.934	1.716	0.956	0.999	1.015	1.112

CCV 781130 4/1/2013 8:39:28 PM QC Status: PASS (Initial: PASS)

User Pre-dilution: 1.000

Run	Time	6Li	9Be	10B	11B	13C	23Na	25Mg	26Mg
		ppb	ppb	ppb	ppb	ppb	ppb	ppb	ppb
1	20:40:11	56.204%	97.160	108.100	110.700	0.000	47830.000	48350.000	48160.000
2	20:40:54	56.977%	97.620	104.100	106.800	0.000	46810.000	47380.000	47510.000
3	20:41:37	57.388%	99.250	105.000	108.500	0.000	47200.000	47930.000	47910.000
x		56.856%	98.006%	105.745%	108.676%	0.000	94.557%	95.779%	95.725%
σ		0.601%	n/a	n/a	n/a	0.000	n/a	n/a	n/a
%RSD		1.057	1.121	1.979	1.773	0.000	1.084	1.020	0.683

Run	Time	27Al	28Si	37Cl	39K	43Ca	44Ca	45Sc	47Ti
		ppb	ppb	ppb	ppb	ppb	ppb	ppb	ppb
1	20:40:11	466.800	4696.000	0.000	49320.000	46330.000	48540.000	48.460%	98.130
2	20:40:54	459.800	4633.000	0.000	48510.000	46380.000	47610.000	49.732%	94.530
3	20:41:37	467.400	4702.000	0.000	48740.000	46470.000	48100.000	50.790%	97.990
x		92.930%	93.534%	0.000	97.716%	92.789%	96.167%	49.661%	96.886%
σ		n/a	n/a	0.000	n/a	n/a	n/a	1.167%	n/a
%RSD		0.908	0.817	0.000	0.853	0.161	0.971	2.350	2.103

Run	Time	51V	52Cr	55Mn	56Fe	57Fe	59Co	60Ni	63Cu
		ppb	ppb	ppb	ppb	ppb	ppb	ppb	ppb
1	20:40:11	96.160	96.570	499.400	26370.000	25350.000	96.140	96.600	97.450
2	20:40:54	95.250	94.680	490.300	25630.000	24860.000	93.990	93.080	96.740
3	20:41:37	94.730	95.640	495.400	25830.000	25200.000	95.260	97.140	97.920
x		95.382%	95.630%	99.008%	103.776%	100.553%	95.130%	95.604%	97.370%
σ		n/a	n/a	n/a	n/a	n/a	n/a	n/a	n/a
%RSD		0.757	0.992	0.917	1.488	1.007	1.139	2.307	0.608

Run	Time	65Cu	66Zn	68Zn	75As	78Se	82Se	83Kr	88Sr
		ppb	ppb	ppb	ppb	ppb	ppb	ppb	ppb
1	20:40:11	99.090	105.800	105.800	96.990	99.360	98.870	0.000	95.230
2	20:40:54	97.350	103.000	105.400	96.070	98.550	96.930	0.000	94.820
3	20:41:37	96.960	106.000	105.800	96.180	98.860	99.860	0.000	95.610
x		97.800%	104.952%	105.681%	96.412%	98.924%	98.554%	0.000	95.222%
σ		n/a	n/a	n/a	n/a	n/a	n/a	0.000	n/a
%RSD		1.161	1.598	0.203	0.519	0.413	1.514	0.000	0.414

Run	Time	89Y	95Mo	98Mo	103Rh	107Ag	109Ag	111Cd	114Cd
		ppb	ppb	ppb	ppb	ppb	ppb	ppb	ppb
1	20:40:11	50.863%	99.300	99.600	49.271%	94.280	94.740	97.760	99.040
2	20:40:54	52.424%	99.220	100.100	51.112%	92.770	94.070	95.820	96.640
3	20:41:37	53.508%	101.500	102.100	51.580%	94.370	95.130	97.260	98.560
x		52.265%	100.012%	100.581%	50.654%	93.805%	94.648%	96.950%	98.080%
σ		1.329%	n/a	n/a	1.220%	n/a	n/a	n/a	n/a
%RSD		2.543	1.297	1.305	2.409	0.954	0.567	1.040	1.296

Run	Time	115In	118Sn	121Sb	123Sb	135Ba	137Ba	159Tb	165Ho
		ppb	ppb	ppb	ppb	ppb	ppb	ppb	ppb
1	20:40:11	51.562%	95.360	95.900	94.740	95.610	94.830	58.307%	58.817%
2	20:40:54	53.013%	95.650	95.390	95.120	93.090	93.350	60.443%	60.929%
3	20:41:37	54.052%	95.180	95.470	95.870	94.280	94.920	61.601%	61.618%
x		52.876%	95.395%	95.587%	95.245%	94.328%	94.368%	60.117%	60.455%
σ		1.251%	n/a	n/a	n/a	n/a	n/a	1.671%	1.459%
%RSD		2.365	0.251	0.288	0.602	1.336	0.933	2.780	2.414

Run	Time	203Tl	205Tl	206Pb	207Pb	208Pb	209Bi
		ppb	ppb	ppb	ppb	ppb	ppb
1	20:40:11	94.650	94.740	95.420	95.290	95.040	54.576%
2	20:40:54	93.670	94.080	94.820	95.590	94.790	56.385%
3	20:41:37	95.300	96.100	96.290	96.800	96.460	56.505%
x		94.542%	94.971%	95.510%	95.891%	95.430%	55.822%
σ		n/a	n/a	n/a	n/a	n/a	1.080%
%RSD		0.869	1.086	0.776	0.834	0.947	1.935

CCB6 4/1/2013 8:44:18 PM QC Status: PASS (Initial: PASS)

User Pre-dilution: 1.000

Run	Time	6Li	9Be	10B	11B	13C	23Na	25Mg	26Mg
		ppb	ppb	ppb	ppb	ppb	ppb	ppb	ppb
1	20:45:01	82.823%	-0.004	7.271	7.923	0.000	18.520	16.740	16.690
2	20:45:44	85.507%	0.027	6.479	7.011	0.000	15.050	17.710	17.480
3	20:46:27	85.848%	-0.004	5.889	6.625	0.000	12.680	18.330	19.030
x		84.726%	0.006	6.546	7.186	0.000	15.410	17.600	17.730
σ		1.657%	0.018	0.694	0.666	0.000	2.939	0.800	1.187
%RSD		1.956	288.400	10.600	9.275	0.000	19.070	4.549	6.695

Run	Time	27Al	28Si	37Cl	39K	43Ca	44Ca	45Sc	47Ti
		ppb	ppb	ppb	ppb	ppb	ppb	ppb	ppb
1	20:45:01	3.234	-1.507	0.000	-3.413	10.090	18.350	83.115%	0.070
2	20:45:44	3.190	-2.166	0.000	-5.399	17.050	17.920	83.267%	0.242
3	20:46:27	3.165	-2.000	0.000	-6.073	20.110	22.700	83.024%	0.135
x		3.196	-1.891	0.000	-4.962	15.750	19.660	83.135%	0.149
σ		0.035	0.342	0.000	1.382	5.134	2.646	0.123%	0.087
%RSD		1.087	18.100	0.000	27.860	32.590	13.460	0.148	58.130

Run	Time	51V	52Cr	55Mn	56Fe	57Fe	59Co	60Ni	63Cu
		ppb	ppb	ppb	ppb	ppb	ppb	ppb	ppb
1	20:45:01	-0.053	0.118	0.267	-5.110	8.518	0.047	0.079	0.334
2	20:45:44	-0.048	0.100	0.281	-5.095	9.368	0.039	0.087	0.202
3	20:46:27	0.007	0.100	0.330	-5.334	9.664	0.046	0.084	0.147
x		-0.031	0.106	0.293	-5.180	9.184	0.044	0.083	0.228
σ		0.034	0.010	0.033	0.134	0.595	0.005	0.004	0.096
%RSD		106.900	9.670	11.410	2.590	6.476	10.510	4.981	42.130

Run	Time	65Cu	66Zn	68Zn	75As	78Se	82Se	83Kr	88Sr
		ppb	ppb	ppb	ppb	ppb	ppb	ppb	ppb
1	20:45:01	0.118	0.366	0.312	-0.417	-1.098	-1.700	0.000	0.086
2	20:45:44	0.107	0.357	0.346	-0.404	-0.924	-1.753	0.000	0.093
3	20:46:27	0.112	0.327	0.375	-0.520	-1.277	-1.669	0.000	0.109
x		0.112	0.350	0.344	-0.447	-1.100	-1.707	0.000	0.096
σ		0.006	0.021	0.031	0.064	0.176	0.042	0.000	0.012
%RSD		5.165	5.891	9.061	14.270	16.030	2.484	0.000	12.190

Run	Time	89Y	95Mo	98Mo	103Rh	107Ag	109Ag	111Cd	114Cd
		ppb	ppb	ppb	ppb	ppb	ppb	ppb	ppb
1	20:45:01	95.089%	0.374	0.480	95.462%	0.031	0.026	-0.132	-0.074
2	20:45:44	96.623%	0.430	0.390	95.581%	0.031	0.029	-0.121	-0.090
3	20:46:27	97.278%	0.213	0.256	96.572%	0.032	0.025	-0.125	-0.068
x		96.330%	0.339	0.375	95.872%	0.031	0.027	-0.126	-0.078
σ		1.124%	0.113	0.113	0.609%	0.001	0.002	0.005	0.012
%RSD		1.167	33.310	29.990	0.636	2.050	8.438	4.206	14.900

Run	Time	115In	118Sn	121Sb	123Sb	135Ba	137Ba	159Tb	165Ho
		ppb	ppb	ppb	ppb	ppb	ppb	ppb	ppb
1	20:45:01	90.898%	0.253	0.049	0.063	0.149	0.170	95.827%	96.031%
2	20:45:44	91.494%	0.245	0.055	0.055	0.236	0.179	97.768%	98.361%
3	20:46:27	92.705%	0.216	0.057	0.070	0.243	0.182	98.616%	99.228%
x		91.699%	0.238	0.054	0.063	0.209	0.177	97.404%	97.873%
σ		0.921%	0.020	0.004	0.008	0.052	0.006	1.430%	1.653%
%RSD		1.004	8.227	8.114	12.270	25.060	3.602	1.468	1.689

Run	Time	203Tl	205Tl	206Pb	207Pb	208Pb	209Bi
		ppb	ppb	ppb	ppb	ppb	ppb
1	20:45:01	0.070	0.068	0.082	0.078	0.071	96.037%
2	20:45:44	0.067	0.066	0.067	0.068	0.070	97.544%
3	20:46:27	0.061	0.062	0.069	0.083	0.070	97.978%
x		0.066	0.065	0.073	0.076	0.070	97.186%
σ		0.005	0.003	0.008	0.007	0.001	1.019%
%RSD		7.351	3.934	10.770	9.831	1.051	1.048

180-19804-C-10-A 4/1/2013 8:49:09 PM

User Pre-dilution: 1.000

Run	Time	6Li	9Be	10B	11B	13C	23Na	25Mg	26Mg
		ppb	ppb	ppb	ppb	ppb	ppb	ppb	ppb
1	20:49:52	56.302%	0.016	11.460	11.630	0.000	2233.000	2249.000	2222.000
2	20:50:35	57.283%	0.006	10.880	10.710	0.000	2173.000	2185.000	2158.000
3	20:51:18	56.292%	0.016	9.775	10.430	0.000	2260.000	2303.000	2266.000
x		56.626%	0.013	10.700	10.920	0.000	2222.000	2246.000	2215.000
σ		0.569%	0.006	0.856	0.628	0.000	44.390	59.030	54.310
%RSD		1.005	47.500	7.999	5.755	0.000	1.998	2.629	2.452

Run	Time	27Al	28Si	37Cl	39K	43Ca	44Ca	45Sc	47Ti
		ppb	ppb	ppb	ppb	ppb	ppb	ppb	ppb
1	20:49:52	13.480	3650.000	0.000	1213.000	7097.000	7301.000	41.735%	1.175
2	20:50:35	13.130	3524.000	0.000	1184.000	6855.000	7208.000	41.700%	1.626
3	20:51:18	13.390	3654.000	0.000	1233.000	7243.000	7529.000	40.872%	1.900
x		13.330	3609.000	0.000	1210.000	7065.000	7346.000	41.436%	1.567
σ		0.181	73.700	0.000	24.580	195.900	165.300	0.488%	0.366
%RSD		1.361	2.042	0.000	2.031	2.773	2.250	1.179	23.380

Run	Time	51V	52Cr	55Mn	56Fe	57Fe	59Co	60Ni	63Cu
		ppb	ppb	ppb	ppb	ppb	ppb	ppb	ppb
1	20:49:52	0.741	0.760	137.500	243.200	257.800	2.006	0.576	2.596
2	20:50:35	1.167	0.687	136.700	239.600	257.400	1.938	0.530	2.452
3	20:51:18	0.348	0.733	143.700	251.600	261.700	2.055	0.640	2.526
x		0.752	0.726	139.300	244.800	259.000	2.000	0.582	2.525
σ		0.410	0.037	3.832	6.144	2.371	0.059	0.055	0.072
%RSD		54.520	5.079	2.752	2.510	0.916	2.942	9.521	2.849

Run	Time	65Cu	66Zn	68Zn	75As	78Se	82Se	83Kr	88Sr
		ppb	ppb	ppb	ppb	ppb	ppb	ppb	ppb
1	20:49:52	2.591	78.860	79.730	0.111	-0.312	0.354	0.000	22.770
2	20:50:35	2.374	77.940	79.980	0.135	-0.310	0.118	0.000	22.510
3	20:51:18	2.428	83.190	82.290	-0.821	-0.552	0.315	0.000	23.550
x		2.464	80.000	80.660	-0.192	-0.391	0.262	0.000	22.940
σ		0.113	2.806	1.414	0.545	0.139	0.127	0.000	0.541
%RSD		4.594	3.508	1.753	284.500	35.570	48.300	0.000	2.358

Run	Time	89Y	95Mo	98Mo	103Rh	107Ag	109Ag	111Cd	114Cd
		ppb	ppb	ppb	ppb	ppb	ppb	ppb	ppb
1	20:49:52	49.436%	0.439	0.430	44.674%	0.002	0.008	0.044	0.090
2	20:50:35	49.821%	0.296	0.424	45.388%	-0.003	0.003	0.094	0.105
3	20:51:18	49.356%	0.364	0.348	44.408%	-0.002	0.005	0.059	0.102
x		49.538%	0.366	0.401	44.823%	-0.001	0.005	0.066	0.099
σ		0.249%	0.071	0.046	0.507%	0.002	0.003	0.026	0.008
%RSD		0.502	19.510	11.420	1.131	233.100	55.680	38.960	8.205

Run	Time	115In	118Sn	121Sb	123Sb	135Ba	137Ba	159Tb	165Ho
		ppb	ppb	ppb	ppb	ppb	ppb	ppb	ppb
1	20:49:52	48.204%	8.314	0.207	0.239	18.100	18.080	56.682%	57.171%
2	20:50:35	49.680%	7.662	0.224	0.210	18.210	17.730	58.871%	59.389%
3	20:51:18	49.060%	6.736	0.191	0.203	18.540	18.550	57.844%	58.747%
x		48.981%	7.570	0.207	0.217	18.280	18.120	57.799%	58.436%
σ		0.741%	0.793	0.016	0.019	0.228	0.411	1.095%	1.141%
%RSD		1.513	10.470	7.812	8.879	1.247	2.266	1.895	1.953

Run	Time	203Tl	205Tl	206Pb	207Pb	208Pb	209Bi
		ppb	ppb	ppb	ppb	ppb	ppb
1	20:49:52	0.046	0.053	-0.002	-0.008	-0.008	66.079%
2	20:50:35	0.062	0.058	-0.004	-0.013	-0.013	67.661%
3	20:51:18	0.060	0.060	-0.004	-0.003	-0.006	66.568%
x		0.056	0.057	-0.003	-0.008	-0.009	66.769%
σ		0.009	0.004	0.001	0.005	0.004	0.810%
%RSD		15.290	6.263	33.200	59.770	38.790	1.213

180-19804-B-11-A 4/1/2013 8:53:58 PM

User Pre-dilution: 1.000

Run	Time	6Li	9Be	10B	11B	13C	23Na	25Mg	26Mg
		ppb	ppb	ppb	ppb	ppb	ppb	ppb	ppb
1	20:54:41	57.116%	0.006	7.728	8.330	0.000	1530.000	2051.000	2004.000
2	20:55:24	56.822%	-0.004	7.084	7.607	0.000	1524.000	2033.000	1999.000
3	20:56:07	56.379%	0.026	7.419	8.106	0.000	1537.000	2044.000	1998.000
x		56.772%	0.009	7.410	8.014	0.000	1530.000	2043.000	2000.000
σ		0.371%	0.015	0.322	0.370	0.000	6.223	9.207	3.201
%RSD		0.653	163.700	4.345	4.621	0.000	0.407	0.451	0.160

Run	Time	27Al	28Si	37Cl	39K	43Ca	44Ca	45Sc	47Ti
		ppb	ppb	ppb	ppb	ppb	ppb	ppb	ppb
1	20:54:41	11.400	3616.000	0.000	1052.000	5731.000	5892.000	41.369%	1.163
2	20:55:24	11.150	3592.000	0.000	1060.000	5746.000	6011.000	41.324%	1.857
3	20:56:07	11.240	3553.000	0.000	1061.000	5805.000	5987.000	41.024%	1.259
x		11.270	3587.000	0.000	1057.000	5761.000	5963.000	41.239%	1.426
σ		0.126	31.620	0.000	5.156	38.690	63.130	0.187%	0.376
%RSD		1.120	0.882	0.000	0.488	0.672	1.059	0.455	26.350

Run	Time	51V	52Cr	55Mn	56Fe	57Fe	59Co	60Ni	63Cu
		ppb	ppb	ppb	ppb	ppb	ppb	ppb	ppb
1	20:54:41	0.435	0.841	140.400	226.600	239.700	1.267	0.456	1.636
2	20:55:24	0.773	0.810	140.600	223.400	240.500	1.289	0.353	1.641
3	20:56:07	0.720	0.716	141.100	223.000	237.700	1.248	0.432	1.591
x		0.643	0.789	140.700	224.400	239.300	1.268	0.414	1.622
σ		0.182	0.065	0.326	1.989	1.432	0.021	0.054	0.027
%RSD		28.280	8.222	0.232	0.886	0.598	1.625	12.980	1.668

Run	Time	65Cu	66Zn	68Zn	75As	78Se	82Se	83Kr	88Sr
		ppb	ppb	ppb	ppb	ppb	ppb	ppb	ppb
1	20:54:41	1.764	31.760	32.050	-0.519	-0.524	-0.160	0.000	17.500
2	20:55:24	1.541	31.660	31.630	-0.576	-0.470	-0.415	0.000	17.640
3	20:56:07	1.471	31.020	31.840	0.027	-0.454	-0.380	0.000	17.450
x		1.592	31.480	31.840	-0.356	-0.482	-0.318	0.000	17.530
σ		0.153	0.402	0.211	0.333	0.037	0.139	0.000	0.100
%RSD		9.625	1.278	0.663	93.490	7.599	43.540	0.000	0.568

Run	Time	89Y	95Mo	98Mo	103Rh	107Ag	109Ag	111Cd	114Cd
		ppb	ppb	ppb	ppb	ppb	ppb	ppb	ppb
1	20:54:41	50.012%	-0.002	0.015	44.508%	-0.004	-0.001	-0.041	-0.027
2	20:55:24	50.287%	0.020	-0.003	44.658%	-0.004	0.003	-0.076	-0.096
3	20:56:07	50.807%	-0.053	-0.006	44.804%	0.003	-0.002	0.034	0.001
x		50.369%	-0.012	0.002	44.656%	-0.002	0.000	-0.028	-0.041
σ		0.404%	0.037	0.011	0.148%	0.004	0.002	0.056	0.050
%RSD		0.802	321.000	595.200	0.332	217.700	3447.000	204.200	122.400

Run	Time	115In	118Sn	121Sb	123Sb	135Ba	137Ba	159Tb	165Ho
		ppb	ppb	ppb	ppb	ppb	ppb	ppb	ppb
1	20:54:41	47.904%	5.153	0.141	0.122	13.520	13.470	56.218%	57.086%
2	20:55:24	49.017%	5.168	0.145	0.180	13.670	13.240	57.825%	58.763%
3	20:56:07	49.147%	4.804	0.136	0.162	13.590	13.750	58.055%	59.577%
x		48.689%	5.042	0.141	0.155	13.590	13.490	57.366%	58.475%
σ		0.683%	0.206	0.005	0.029	0.071	0.257	1.001%	1.270%
%RSD		1.404	4.080	3.452	18.980	0.525	1.908	1.745	2.172

Run	Time	203Tl	205Tl	206Pb	207Pb	208Pb	209Bi
		ppb	ppb	ppb	ppb	ppb	ppb
1	20:54:41	0.037	0.042	-0.006	-0.011	-0.009	65.608%
2	20:55:24	0.045	0.037	-0.005	-0.006	-0.006	67.296%
3	20:56:07	0.028	0.043	-0.021	-0.002	-0.008	67.664%
x		0.037	0.041	-0.011	-0.006	-0.008	66.856%
σ		0.008	0.003	0.009	0.005	0.002	1.096%
%RSD		22.070	7.613	79.850	70.160	19.900	1.640

180-19804-B-12-A 4/1/2013 8:58:47 PM

User Pre-dilution: 1.000

Run	Time	6Li	9Be	10B	11B	13C	23Na	25Mg	26Mg
		ppb	ppb	ppb	ppb	ppb	ppb	ppb	ppb
1	20:59:30	55.998%	0.125	6.644	7.616	0.000	4090.000	2441.000	2413.000
2	21:00:13	56.039%	0.066	6.901	7.533	0.000	4132.000	2465.000	2436.000
3	21:00:56	56.096%	0.036	7.401	7.801	0.000	4059.000	2428.000	2396.000
x		56.044%	0.076	6.982	7.650	0.000	4093.000	2445.000	2415.000
σ		0.049%	0.045	0.385	0.137	0.000	36.610	18.340	20.260
%RSD		0.087	59.970	5.517	1.789	0.000	0.894	0.750	0.839

Run	Time	27Al	28Si	37Cl	39K	43Ca	44Ca	45Sc	47Ti
		ppb	ppb	ppb	ppb	ppb	ppb	ppb	ppb
1	20:59:30	16.340	3563.000	0.000	1518.000	9217.000	9809.000	40.692%	0.878
2	21:00:13	16.940	3577.000	0.000	1542.000	9468.000	9913.000	39.925%	1.254
3	21:00:56	15.720	3536.000	0.000	1526.000	9287.000	9793.000	40.397%	1.106
x		16.330	3559.000	0.000	1529.000	9324.000	9839.000	40.338%	1.079
σ		0.608	21.060	0.000	12.110	129.200	65.190	0.387%	0.189
%RSD		3.724	0.592	0.000	0.792	1.386	0.663	0.959	17.540

Run	Time	51V	52Cr	55Mn	56Fe	57Fe	59Co	60Ni	63Cu
		ppb	ppb	ppb	ppb	ppb	ppb	ppb	ppb
1	20:59:30	-0.396	0.820	104.100	160.100	177.100	2.157	0.735	5.878
2	21:00:13	0.088	0.696	105.200	160.300	177.200	2.250	0.761	5.886
3	21:00:56	0.087	0.776	103.400	158.100	177.600	2.251	0.723	5.727
x		-0.074	0.764	104.200	159.500	177.300	2.219	0.740	5.830
σ		0.280	0.063	0.910	1.235	0.286	0.054	0.019	0.090
%RSD		379.600	8.263	0.873	0.774	0.162	2.433	2.585	1.540

Run	Time	65Cu	66Zn	68Zn	75As	78Se	82Se	83Kr	88Sr
		ppb	ppb	ppb	ppb	ppb	ppb	ppb	ppb
1	20:59:30	5.938	219.400	224.100	0.598	-0.045	0.401	0.000	35.150
2	21:00:13	6.061	221.700	226.100	-0.736	-0.125	0.681	0.000	35.320
3	21:00:56	5.783	220.400	224.100	-0.795	-0.064	0.220	0.000	35.520
x		5.927	220.500	224.800	-0.311	-0.078	0.434	0.000	35.330
σ		0.139	1.123	1.171	0.788	0.042	0.232	0.000	0.186
%RSD		2.350	0.509	0.521	253.500	53.930	53.530	0.000	0.527

Run	Time	89Y	95Mo	98Mo	103Rh	107Ag	109Ag	111Cd	114Cd
		ppb	ppb	ppb	ppb	ppb	ppb	ppb	ppb
1	20:59:30	45.589%	-0.037	0.037	43.929%	0.001	0.002	0.588	0.570
2	21:00:13	46.086%	0.074	-0.025	43.904%	-0.003	-0.001	0.714	0.613
3	21:00:56	46.173%	0.047	0.076	44.322%	-0.002	0.006	0.660	0.627
x		45.949%	0.028	0.029	44.052%	-0.001	0.002	0.654	0.603
σ		0.315%	0.058	0.051	0.234%	0.002	0.003	0.063	0.029
%RSD		0.686	204.200	172.100	0.532	138.600	140.900	9.669	4.880

Run	Time	115In	118Sn	121Sb	123Sb	135Ba	137Ba	159Tb	165Ho
		ppb	ppb	ppb	ppb	ppb	ppb	ppb	ppb
1	20:59:30	47.717%	4.272	0.201	0.180	31.750	31.330	56.338%	57.517%
2	21:00:13	47.850%	4.338	0.203	0.184	32.040	32.130	57.102%	57.843%
3	21:00:56	48.776%	4.011	0.218	0.187	31.810	31.870	57.957%	58.979%
x		48.115%	4.207	0.207	0.184	31.870	31.780	57.133%	58.113%
σ		0.577%	0.173	0.009	0.004	0.152	0.407	0.810%	0.768%
%RSD		1.199	4.108	4.297	2.028	0.477	1.280	1.418	1.321

Run	Time	203Tl	205Tl	206Pb	207Pb	208Pb	209Bi
		ppb	ppb	ppb	ppb	ppb	ppb
1	20:59:30	0.041	0.037	-0.018	-0.020	-0.018	65.169%
2	21:00:13	0.038	0.039	-0.012	-0.012	-0.016	65.050%
3	21:00:56	0.045	0.035	-0.015	-0.001	-0.013	66.855%
x		0.041	0.037	-0.015	-0.011	-0.016	65.691%
σ		0.004	0.002	0.003	0.010	0.003	1.010%
%RSD		8.845	5.143	22.870	87.650	19.050	1.537

180-19804-B-13-A 4/1/2013 9:03:36 PM

User Pre-dilution: 1.000

Run	Time	6Li	9Be	10B	11B	13C	23Na	25Mg	26Mg
		ppb	ppb	ppb	ppb	ppb	ppb	ppb	ppb
1	21:04:19	54.597%	0.017	6.059	7.048	0.000	4520.000	2037.000	2009.000
2	21:05:02	56.243%	0.036	7.009	6.964	0.000	4215.000	1924.000	1895.000
3	21:05:45	56.210%	0.016	6.625	6.587	0.000	4219.000	1938.000	1891.000
x		55.683%	0.023	6.564	6.866	0.000	4318.000	1966.000	1932.000
σ		0.941%	0.011	0.477	0.246	0.000	174.700	61.910	66.710
%RSD		1.690	47.970	7.274	3.578	0.000	4.045	3.149	3.454

Run	Time	27Al	28Si	37Cl	39K	43Ca	44Ca	45Sc	47Ti
		ppb	ppb	ppb	ppb	ppb	ppb	ppb	ppb
1	21:04:19	11.730	3627.000	0.000	1565.000	7304.000	7481.000	39.198%	1.440
2	21:05:02	10.450	3400.000	0.000	1493.000	6853.000	7032.000	40.199%	1.313
3	21:05:45	10.520	3378.000	0.000	1487.000	6758.000	7002.000	40.505%	1.435
x		10.900	3468.000	0.000	1515.000	6972.000	7172.000	39.967%	1.396
σ		0.719	137.800	0.000	43.670	291.500	268.000	0.684%	0.072
%RSD		6.592	3.974	0.000	2.883	4.182	3.737	1.710	5.168

Run	Time	51V	52Cr	55Mn	56Fe	57Fe	59Co	60Ni	63Cu
		ppb	ppb	ppb	ppb	ppb	ppb	ppb	ppb
1	21:04:19	0.329	0.890	74.190	168.700	187.100	1.710	0.409	4.860
2	21:05:02	1.129	0.832	69.450	159.200	170.500	1.580	0.469	4.550
3	21:05:45	0.352	0.954	69.130	157.200	169.600	1.592	0.515	4.500
x		0.603	0.892	70.920	161.700	175.700	1.627	0.464	4.636
σ		0.455	0.061	2.835	6.165	9.896	0.072	0.053	0.195
%RSD		75.450	6.871	3.997	3.812	5.632	4.407	11.380	4.204

Run	Time	65Cu	66Zn	68Zn	75As	78Se	82Se	83Kr	88Sr
		ppb	ppb	ppb	ppb	ppb	ppb	ppb	ppb
1	21:04:19	4.963	68.170	70.520	0.033	-0.390	0.230	0.000	31.910
2	21:05:02	4.507	65.470	67.480	-0.318	-0.361	0.668	0.000	30.310
3	21:05:45	4.386	64.560	65.870	-1.128	-0.504	0.420	0.000	30.400
x		4.619	66.070	67.960	-0.471	-0.418	0.439	0.000	30.880
σ		0.304	1.878	2.359	0.595	0.076	0.219	0.000	0.898
%RSD		6.590	2.843	3.471	126.300	18.110	49.950	0.000	2.908

Run	Time	89Y	95Mo	98Mo	103Rh	107Ag	109Ag	111Cd	114Cd
		ppb	ppb	ppb	ppb	ppb	ppb	ppb	ppb
1	21:04:19	43.914%	-0.091	-0.085	42.545%	0.006	-0.002	0.315	0.320
2	21:05:02	45.791%	-0.138	-0.138	44.412%	-0.001	0.005	0.225	0.298
3	21:05:45	46.198%	-0.136	-0.138	44.604%	0.001	0.002	0.346	0.354
x		45.301%	-0.122	-0.120	43.853%	0.002	0.002	0.295	0.324
σ		1.218%	0.027	0.030	1.137%	0.003	0.003	0.063	0.028
%RSD		2.689	21.970	25.240	2.594	178.200	197.100	21.250	8.648

Run	Time	115In	118Sn	121Sb	123Sb	135Ba	137Ba	159Tb	165Ho
		ppb	ppb	ppb	ppb	ppb	ppb	ppb	ppb
1	21:04:19	46.358%	4.106	0.193	0.209	34.250	33.650	54.282%	55.226%
2	21:05:02	48.199%	3.883	0.177	0.181	33.240	32.080	57.442%	58.719%
3	21:05:45	48.527%	3.825	0.185	0.177	31.790	31.980	58.594%	59.675%
x		47.695%	3.938	0.185	0.189	33.090	32.570	56.773%	57.873%
σ		1.170%	0.149	0.008	0.017	1.237	0.939	2.233%	2.342%
%RSD		2.452	3.772	4.121	9.070	3.737	2.883	3.933	4.047

Run	Time	203Tl	205Tl	206Pb	207Pb	208Pb	209Bi
		ppb	ppb	ppb	ppb	ppb	ppb
1	21:04:19	0.034	0.028	0.001	-0.002	-0.006	62.974%
2	21:05:02	0.030	0.032	-0.012	-0.016	-0.015	65.815%
3	21:05:45	0.029	0.031	-0.004	-0.011	-0.011	66.715%
x		0.031	0.030	-0.005	-0.010	-0.011	65.168%
σ		0.003	0.002	0.007	0.007	0.005	1.953%
%RSD		8.591	6.261	138.200	74.880	42.480	2.996

180-19804-B-14-A 4/1/2013 9:08:26 PM

User Pre-dilution: 1.000

Run	Time	6Li	9Be	10B	11B	13C	23Na	25Mg	26Mg
		ppb	ppb	ppb	ppb	ppb	ppb	ppb	ppb
1	21:09:09	59.821%	0.014	4.901	5.532	0.000	1441.000	695.500	687.900
2	21:09:52	59.115%	-0.014	5.396	5.671	0.000	1466.000	704.500	691.900
3	21:10:35	59.762%	-0.005	5.409	5.261	0.000	1470.000	704.100	691.500
x		59.566%	-0.002	5.235	5.488	0.000	1459.000	701.300	690.500
σ		0.392%	0.014	0.289	0.208	0.000	15.460	5.078	2.223
%RSD		0.658	864.200	5.528	3.796	0.000	1.059	0.724	0.322

Run	Time	27Al	28Si	37Cl	39K	43Ca	44Ca	45Sc	47Ti
		ppb	ppb	ppb	ppb	ppb	ppb	ppb	ppb
1	21:09:09	13.660	3516.000	0.000	918.100	2232.000	2245.000	42.554%	1.092
2	21:09:52	14.170	3529.000	0.000	936.500	2165.000	2319.000	41.975%	1.192
3	21:10:35	14.330	3545.000	0.000	943.800	2208.000	2291.000	41.794%	1.283
x		14.050	3530.000	0.000	932.800	2202.000	2285.000	42.107%	1.189
σ		0.347	14.550	0.000	13.240	34.080	37.430	0.397%	0.096
%RSD		2.468	0.412	0.000	1.419	1.548	1.638	0.943	8.038

Run	Time	51V	52Cr	55Mn	56Fe	57Fe	59Co	60Ni	63Cu
		ppb	ppb	ppb	ppb	ppb	ppb	ppb	ppb
1	21:09:09	1.871	1.312	96.460	196.400	204.200	1.428	0.270	0.772
2	21:09:52	1.777	1.397	98.170	198.700	205.400	1.457	0.298	0.839
3	21:10:35	0.594	1.367	99.300	201.900	217.000	1.565	0.237	0.713
x		1.414	1.359	97.980	199.000	208.800	1.483	0.268	0.775
σ		0.712	0.043	1.431	2.758	7.059	0.072	0.031	0.063
%RSD		50.360	3.178	1.460	1.386	3.380	4.847	11.390	8.117

Run	Time	65Cu	66Zn	68Zn	75As	78Se	82Se	83Kr	88Sr
		ppb	ppb	ppb	ppb	ppb	ppb	ppb	ppb
1	21:09:09	0.812	3.749	3.858	0.534	-0.567	0.395	0.000	13.090
2	21:09:52	0.833	3.581	4.015	-0.508	-0.387	0.070	0.000	13.470
3	21:10:35	0.801	3.976	3.711	0.042	-0.510	0.062	0.000	13.580
x		0.815	3.769	3.861	0.023	-0.488	0.176	0.000	13.380
σ		0.016	0.199	0.152	0.521	0.092	0.190	0.000	0.256
%RSD		1.952	5.271	3.930	2295.000	18.840	107.900	0.000	1.911

Run	Time	89Y	95Mo	98Mo	103Rh	107Ag	109Ag	111Cd	114Cd
		ppb	ppb	ppb	ppb	ppb	ppb	ppb	ppb
1	21:09:09	46.579%	-0.143	-0.175	45.519%	-0.003	0.001	-0.136	-0.091
2	21:09:52	46.795%	-0.175	-0.176	45.748%	-0.001	-0.001	-0.110	-0.096
3	21:10:35	47.150%	-0.149	-0.159	45.979%	-0.004	0.005	-0.089	-0.059
x		46.841%	-0.156	-0.170	45.749%	-0.003	0.002	-0.112	-0.082
σ		0.288%	0.017	0.010	0.230%	0.002	0.003	0.023	0.020
%RSD		0.615	10.970	5.800	0.503	63.200	155.500	20.990	24.710

Run	Time	115In	118Sn	121Sb	123Sb	135Ba	137Ba	159Tb	165Ho
		ppb	ppb	ppb	ppb	ppb	ppb	ppb	ppb
1	21:09:09	49.091%	2.925	0.177	0.181	11.680	11.790	57.663%	58.503%
2	21:09:52	49.844%	3.122	0.154	0.170	12.110	11.610	58.656%	59.825%
3	21:10:35	50.240%	2.987	0.168	0.164	12.150	11.920	58.990%	59.827%
x		49.725%	3.011	0.166	0.172	11.980	11.770	58.436%	59.385%
σ		0.584%	0.101	0.011	0.009	0.260	0.154	0.690%	0.764%
%RSD		1.174	3.348	6.831	5.187	2.169	1.303	1.181	1.286

Run	Time	203Tl	205Tl	206Pb	207Pb	208Pb	209Bi
		ppb	ppb	ppb	ppb	ppb	ppb
1	21:09:09	0.019	0.013	-0.010	-0.009	-0.010	68.232%
2	21:09:52	0.021	0.021	-0.007	-0.008	-0.004	67.630%
3	21:10:35	0.022	0.021	-0.009	-0.014	-0.008	68.312%
x		0.021	0.018	-0.009	-0.010	-0.007	68.058%
σ		0.001	0.004	0.001	0.003	0.003	0.373%
%RSD		6.744	23.110	15.150	28.630	40.110	0.548

180-19804-B-15-A 4/1/2013 9:13:16 PM

User Pre-dilution: 1.000

Run	Time	6Li	9Be	10B	11B	13C	23Na	25Mg	26Mg
		ppb	ppb	ppb	ppb	ppb	ppb	ppb	ppb
1	21:13:59	54.924%	0.088	5.872	5.936	0.000	2603.000	12350.000	12250.000
2	21:14:42	56.330%	0.046	4.526	6.036	0.000	2577.000	12340.000	12210.000
3	21:15:25	56.383%	0.115	5.212	4.780	0.000	2587.000	12420.000	12210.000
x		55.879%	0.083	5.203	5.584	0.000	2589.000	12370.000	12220.000
σ		0.827%	0.035	0.673	0.698	0.000	13.000	43.830	24.790
%RSD		1.480	42.010	12.930	12.500	0.000	0.502	0.354	0.203

Run	Time	27Al	28Si	37Cl	39K	43Ca	44Ca	45Sc	47Ti
		ppb	ppb	ppb	ppb	ppb	ppb	ppb	ppb
1	21:13:59	15.190	2669.000	0.000	3840.000	52830.000	55020.000	39.726%	0.518
2	21:14:42	15.710	2647.000	0.000	3820.000	53740.000	55810.000	39.579%	0.474
3	21:15:25	15.340	2637.000	0.000	3803.000	53250.000	55810.000	39.612%	0.973
x		15.410	2651.000	0.000	3821.000	53270.000	55550.000	39.639%	0.655
σ		0.270	16.610	0.000	18.660	452.300	451.800	0.077%	0.276
%RSD		1.754	0.626	0.000	0.488	0.849	0.813	0.195	42.180

Run	Time	51V	52Cr	55Mn	56Fe	57Fe	59Co	60Ni	63Cu
		ppb	ppb	ppb	ppb	ppb	ppb	ppb	ppb
1	21:13:59	0.927	0.888	1651.000	31.670	111.900	28.740	5.009	29.120
2	21:14:42	0.162	0.949	1661.000	31.660	105.100	28.780	5.321	29.160
3	21:15:25	0.268	0.877	1660.000	31.860	103.300	28.890	5.265	29.290
x		0.452	0.905	1657.000	31.730	106.800	28.800	5.198	29.190
σ		0.414	0.039	5.604	0.113	4.519	0.080	0.166	0.091
%RSD		91.610	4.259	0.338	0.355	4.232	0.278	3.200	0.313

Run	Time	65Cu	66Zn	68Zn	75As	78Se	82Se	83Kr	88Sr
		ppb	ppb	ppb	ppb	ppb	ppb	ppb	ppb
1	21:13:59	29.460	337.500	345.900	0.991	-0.096	2.130	0.000	140.000
2	21:14:42	29.150	340.700	346.300	-0.639	0.074	1.529	0.000	142.000
3	21:15:25	29.040	339.800	344.500	-0.323	0.003	1.600	0.000	142.100
x		29.220	339.300	345.600	0.010	-0.006	1.753	0.000	141.400
σ		0.218	1.678	0.943	0.865	0.086	0.329	0.000	1.201
%RSD		0.747	0.495	0.273	8927.000	1344.000	18.740	0.000	0.850

Run	Time	89Y	95Mo	98Mo	103Rh	107Ag	109Ag	111Cd	114Cd
		ppb	ppb	ppb	ppb	ppb	ppb	ppb	ppb
1	21:13:59	0.000	-0.148	-0.120	42.791%	-0.004	-0.004	0.803	0.725
2	21:14:42	0.000	-0.191	-0.147	43.229%	0.003	0.003	0.877	0.682
3	21:15:25	0.000	-0.128	-0.215	43.228%	-0.000	0.003	0.726	0.708
x		0.000	-0.156	-0.161	43.083%	-0.000	0.001	0.802	0.705
σ		0.000	0.032	0.049	0.253%	0.003	0.004	0.076	0.022
%RSD		0.000	20.810	30.260	0.587	1006.000	621.200	9.457	3.103

Run	Time	115In	118Sn	121Sb	123Sb	135Ba	137Ba	159Tb	165Ho
		ppb	ppb	ppb	ppb	ppb	ppb	ppb	ppb
1	21:13:59	46.605%	3.250	0.231	0.256	17.720	17.570	58.684%	61.715%
2	21:14:42	47.649%	3.309	0.221	0.219	17.290	17.520	60.690%	63.418%
3	21:15:25	47.700%	3.220	0.232	0.234	17.220	18.030	60.848%	63.179%
x		47.318%	3.260	0.228	0.236	17.410	17.710	60.074%	62.771%
σ		0.618%	0.045	0.006	0.019	0.274	0.284	1.206%	0.922%
%RSD		1.306	1.381	2.575	7.902	1.574	1.605	2.008	1.469

Run	Time	203Tl	205Tl	206Pb	207Pb	208Pb	209Bi
		ppb	ppb	ppb	ppb	ppb	ppb
1	21:13:59	0.096	0.110	-0.016	-0.014	-0.013	62.388%
2	21:14:42	0.121	0.102	-0.016	-0.025	-0.017	63.591%
3	21:15:25	0.094	0.099	-0.020	-0.014	-0.015	64.511%
x		0.104	0.104	-0.017	-0.018	-0.015	63.497%
σ		0.015	0.006	0.002	0.006	0.002	1.065%
%RSD		14.600	5.426	14.340	35.160	13.440	1.677

180-19804-B-16-A 4/1/2013 9:18:07 PM

User Pre-dilution: 1.000

Run	Time	6Li	9Be	10B	11B	13C	23Na	25Mg	26Mg
		ppb	ppb	ppb	ppb	ppb	ppb	ppb	ppb
1	21:18:50	54.995%	0.148	4.818	5.718	0.000	4116.000	11690.000	11510.000
2	21:19:33	56.658%	0.094	5.075	5.251	0.000	3847.000	10990.000	10830.000
3	21:20:16	56.219%	0.056	5.260	5.896	0.000	3931.000	11230.000	11080.000
x		55.957%	0.099	5.051	5.622	0.000	3965.000	11300.000	11140.000
σ		0.862%	0.046	0.222	0.333	0.000	137.300	354.700	345.000
%RSD		1.540	46.750	4.398	5.926	0.000	3.463	3.138	3.097

Run	Time	27Al	28Si	37Cl	39K	43Ca	44Ca	45Sc	47Ti
		ppb	ppb	ppb	ppb	ppb	ppb	ppb	ppb
1	21:18:50	10.970	2924.000	0.000	3707.000	49120.000	51210.000	39.113%	0.619
2	21:19:33	9.939	2717.000	0.000	3450.000	46300.000	48130.000	40.075%	0.737
3	21:20:16	10.250	2772.000	0.000	3492.000	46860.000	49220.000	39.651%	0.904
x		10.390	2805.000	0.000	3550.000	47420.000	49520.000	39.613%	0.753
σ		0.529	107.200	0.000	138.000	1494.000	1562.000	0.482%	0.143
%RSD		5.095	3.821	0.000	3.888	3.151	3.156	1.217	19.040

Run	Time	51V	52Cr	55Mn	56Fe	57Fe	59Co	60Ni	63Cu
		ppb	ppb	ppb	ppb	ppb	ppb	ppb	ppb
1	21:18:50	0.702	0.817	1577.000	34.610	110.200	27.440	4.993	17.640
2	21:19:33	0.693	0.751	1482.000	30.650	99.850	25.420	4.641	17.220
3	21:20:16	1.001	0.905	1510.000	31.800	95.610	26.270	4.888	17.280
x		0.798	0.824	1523.000	32.350	101.900	26.370	4.841	17.380
σ		0.175	0.078	48.930	2.039	7.482	1.015	0.181	0.231
%RSD		21.970	9.421	3.212	6.302	7.344	3.847	3.741	1.329

Run	Time	65Cu	66Zn	68Zn	75As	78Se	82Se	83Kr	88Sr
		ppb	ppb	ppb	ppb	ppb	ppb	ppb	ppb
1	21:18:50	17.490	335.000	341.400	-0.026	0.024	1.732	0.000	132.100
2	21:19:33	16.830	318.100	324.400	-0.390	-0.101	1.885	0.000	124.400
3	21:20:16	16.850	325.300	332.000	0.581	-0.244	1.226	0.000	127.100
x		17.060	326.100	332.600	0.055	-0.107	1.614	0.000	127.900
σ		0.376	8.486	8.522	0.490	0.134	0.345	0.000	3.880
%RSD		2.203	2.602	2.562	888.000	125.300	21.360	0.000	3.035

Run	Time	89Y	95Mo	98Mo	103Rh	107Ag	109Ag	111Cd	114Cd
		ppb	ppb	ppb	ppb	ppb	ppb	ppb	ppb
1	21:18:50	0.000	-0.197	-0.217	41.876%	-0.001	0.003	0.845	0.709
2	21:19:33	0.000	-0.164	-0.188	43.621%	-0.004	-0.001	0.663	0.653
3	21:20:16	0.000	-0.187	-0.201	43.064%	0.002	0.002	0.712	0.673
x		0.000	-0.183	-0.202	42.854%	-0.001	0.002	0.740	0.678
σ		0.000	0.017	0.015	0.891%	0.003	0.002	0.094	0.028
%RSD		0.000	9.520	7.323	2.079	281.400	129.000	12.740	4.182

Run	Time	115In	118Sn	121Sb	123Sb	135Ba	137Ba	159Tb	165Ho
		ppb	ppb	ppb	ppb	ppb	ppb	ppb	ppb
1	21:18:50	46.024%	2.959	0.128	0.136	21.950	21.170	57.004%	59.120%
2	21:19:33	48.080%	2.825	0.141	0.168	20.260	19.660	59.627%	62.032%
3	21:20:16	47.364%	3.039	0.159	0.186	20.940	20.620	59.379%	61.489%
x		47.156%	2.941	0.143	0.163	21.050	20.480	58.670%	60.880%
σ		1.044%	0.108	0.016	0.026	0.852	0.765	1.448%	1.549%
%RSD		2.213	3.672	10.880	15.710	4.045	3.735	2.469	2.544

Run	Time	203Tl	205Tl	206Pb	207Pb	208Pb	209Bi
		ppb	ppb	ppb	ppb	ppb	ppb
1	21:18:50	0.110	0.103	-0.032	-0.031	-0.032	61.477%
2	21:19:33	0.094	0.089	-0.034	-0.027	-0.033	64.994%
3	21:20:16	0.096	0.096	-0.034	-0.029	-0.033	63.912%
x		0.100	0.096	-0.033	-0.029	-0.033	63.461%
σ		0.009	0.007	0.001	0.002	0.001	1.801%
%RSD		8.569	7.421	3.580	6.614	2.415	2.839

180-19804-B-17-A 4/1/2013 9:22:57 PM

User Pre-dilution: 1.000

Run	Time	6Li	9Be	10B	11B	13C	23Na	25Mg	26Mg
		ppb	ppb	ppb	ppb	ppb	ppb	ppb	ppb
1	21:23:40	54.720%	0.584	4.162	4.279	0.000	2388.000	5080.000	5022.000
2	21:24:23	54.490%	0.374	4.368	4.540	0.000	2354.000	5057.000	5000.000
3	21:25:06	55.831%	0.375	4.049	4.128	0.000	2271.000	4876.000	4783.000
x		55.014%	0.444	4.193	4.316	0.000	2338.000	5004.000	4935.000
σ		0.717%	0.121	0.162	0.208	0.000	59.830	111.800	132.400
%RSD		1.304	27.300	3.865	4.832	0.000	2.560	2.234	2.682

Run	Time	27Al	28Si	37Cl	39K	43Ca	44Ca	45Sc	47Ti
		ppb	ppb	ppb	ppb	ppb	ppb	ppb	ppb
1	21:23:40	511.000	3630.000	0.000	1996.000	22180.000	23040.000	39.375%	1.094
2	21:24:23	507.500	3597.000	0.000	2016.000	22420.000	23230.000	38.762%	0.856
3	21:25:06	490.100	3422.000	0.000	1944.000	22050.000	22630.000	39.205%	0.869
x		502.900	3550.000	0.000	1985.000	22220.000	22970.000	39.114%	0.940
σ		11.180	111.700	0.000	37.500	186.700	307.400	0.317%	0.134
%RSD		2.223	3.147	0.000	1.889	0.840	1.339	0.809	14.230

Run	Time	51V	52Cr	55Mn	56Fe	57Fe	59Co	60Ni	63Cu
		ppb	ppb	ppb	ppb	ppb	ppb	ppb	ppb
1	21:23:40	0.323	0.897	1030.000	39.700	75.520	23.520	9.571	31.900
2	21:24:23	-0.055	0.972	1045.000	39.710	78.630	23.380	9.642	31.920
3	21:25:06	-0.510	0.934	1003.000	37.580	73.320	22.500	9.355	30.720
x		-0.081	0.935	1026.000	39.000	75.820	23.130	9.523	31.510
σ		0.417	0.037	20.940	1.229	2.666	0.553	0.149	0.690
%RSD		517.100	3.989	2.041	3.152	3.517	2.391	1.569	2.188

Run	Time	65Cu	66Zn	68Zn	75As	78Se	82Se	83Kr	88Sr
		ppb	ppb	ppb	ppb	ppb	ppb	ppb	ppb
1	21:23:40	31.840	413.100	420.500	0.170	-0.071	1.636	0.000	54.030
2	21:24:23	31.930	419.100	425.600	0.109	0.088	2.392	0.000	54.860
3	21:25:06	30.890	399.400	414.600	-0.311	0.498	2.497	0.000	53.370
x		31.550	410.500	420.200	-0.011	0.172	2.175	0.000	54.090
σ		0.577	10.080	5.519	0.262	0.293	0.470	0.000	0.751
%RSD		1.830	2.456	1.313	2444.000	170.800	21.610	0.000	1.388

Run	Time	89Y	95Mo	98Mo	103Rh	107Ag	109Ag	111Cd	114Cd
		ppb	ppb	ppb	ppb	ppb	ppb	ppb	ppb
1	21:23:40	0.000	-0.227	-0.235	42.562%	0.003	0.004	0.896	0.837
2	21:24:23	0.000	-0.208	-0.245	42.653%	-0.004	0.007	1.093	0.941
3	21:25:06	0.000	-0.258	-0.244	43.160%	-0.000	-0.004	0.646	0.772
x		0.000	-0.231	-0.241	42.792%	-0.000	0.002	0.878	0.850
σ		0.000	0.026	0.005	0.322%	0.004	0.006	0.224	0.085
%RSD		0.000	11.100	2.121	0.753	1345.000	242.600	25.510	10.020

Run	Time	115In	118Sn	121Sb	123Sb	135Ba	137Ba	159Tb	165Ho
		ppb	ppb	ppb	ppb	ppb	ppb	ppb	ppb
1	21:23:40	46.402%	2.544	0.125	0.107	29.330	29.910	59.039%	62.452%
2	21:24:23	47.158%	2.537	0.108	0.100	29.120	29.710	60.662%	63.924%
3	21:25:06	47.966%	2.415	0.108	0.115	29.390	29.540	62.183%	65.260%
x		47.175%	2.498	0.114	0.108	29.280	29.720	60.628%	63.879%
σ		0.782%	0.073	0.010	0.007	0.138	0.185	1.572%	1.404%
%RSD		1.657	2.913	8.743	6.917	0.472	0.621	2.594	2.199

Run	Time	203Tl	205Tl	206Pb	207Pb	208Pb	209Bi
		ppb	ppb	ppb	ppb	ppb	ppb
1	21:23:40	0.070	0.067	0.122	0.141	0.134	63.083%
2	21:24:23	0.079	0.072	0.131	0.122	0.123	64.464%
3	21:25:06	0.066	0.061	0.116	0.129	0.120	66.304%
x		0.072	0.067	0.123	0.131	0.126	64.617%
σ		0.006	0.005	0.008	0.010	0.008	1.616%
%RSD		9.084	8.179	6.299	7.481	6.057	2.500

180-19804-B-18-A 4/1/2013 9:27:48 PM

User Pre-dilution: 1.000

Run	Time	6Li	9Be	10B	11B	13C	23Na	25Mg	26Mg
		ppb	ppb	ppb	ppb	ppb	ppb	ppb	ppb
1	21:28:31	54.427%	0.313	4.702	4.184	0.000	2278.000	5300.000	5244.000
2	21:29:14	55.124%	0.309	4.249	3.989	0.000	2233.000	5209.000	5137.000
3	21:29:57	54.334%	0.324	4.319	4.580	0.000	2289.000	5358.000	5268.000
x		54.628%	0.316	4.423	4.251	0.000	2266.000	5289.000	5216.000
σ		0.432%	0.008	0.244	0.301	0.000	29.790	74.890	69.870
%RSD		0.790	2.458	5.523	7.078	0.000	1.315	1.416	1.340

Run	Time	27Al	28Si	37Cl	39K	43Ca	44Ca	45Sc	47Ti
		ppb	ppb	ppb	ppb	ppb	ppb	ppb	ppb
1	21:28:31	118.600	3706.000	0.000	1986.000	23890.000	24560.000	38.360%	1.053
2	21:29:14	117.000	3620.000	0.000	1968.000	23410.000	24310.000	38.759%	0.787
3	21:29:57	120.600	3733.000	0.000	2041.000	24340.000	25000.000	38.234%	0.798
x		118.700	3686.000	0.000	1998.000	23880.000	24620.000	38.451%	0.879
σ		1.774	59.110	0.000	38.400	467.000	348.500	0.274%	0.151
%RSD		1.494	1.604	0.000	1.921	1.956	1.415	0.712	17.140

Run	Time	51V	52Cr	55Mn	56Fe	57Fe	59Co	60Ni	63Cu
		ppb	ppb	ppb	ppb	ppb	ppb	ppb	ppb
1	21:28:31	1.277	0.954	893.400	17.590	52.470	19.180	6.893	75.020
2	21:29:14	0.116	0.951	898.100	15.630	47.560	19.060	7.075	74.180
3	21:29:57	0.225	0.889	921.700	16.590	53.100	19.320	6.554	76.060
x		0.539	0.931	904.400	16.600	51.040	19.190	6.841	75.090
σ		0.641	0.037	15.170	0.979	3.035	0.133	0.265	0.941
%RSD		118.900	3.938	1.678	5.898	5.947	0.691	3.871	1.253

Run	Time	65Cu	66Zn	68Zn	75As	78Se	82Se	83Kr	88Sr
		ppb	ppb	ppb	ppb	ppb	ppb	ppb	ppb
1	21:28:31	74.920	461.600	472.600	-0.362	-0.188	2.134	0.000	57.570
2	21:29:14	74.940	461.800	477.400	-0.034	-0.255	2.192	0.000	58.440
3	21:29:57	75.360	473.200	484.300	-0.312	0.076	1.803	0.000	59.890
x		75.070	465.500	478.100	-0.236	-0.123	2.043	0.000	58.630
σ		0.249	6.631	5.881	0.177	0.175	0.210	0.000	1.171
%RSD		0.332	1.424	1.230	75.000	142.700	10.280	0.000	1.998

Run	Time	89Y	95Mo	98Mo	103Rh	107Ag	109Ag	111Cd	114Cd
		ppb	ppb	ppb	ppb	ppb	ppb	ppb	ppb
1	21:28:31	0.000	-0.209	-0.240	41.918%	-0.001	-0.000	0.925	0.804
2	21:29:14	0.000	-0.256	-0.235	42.414%	0.002	0.002	0.815	0.803
3	21:29:57	0.000	-0.228	-0.220	42.108%	-0.000	-0.000	1.080	0.916
x		0.000	-0.231	-0.232	42.147%	0.000	0.000	0.940	0.841
σ		0.000	0.024	0.011	0.251%	0.002	0.001	0.133	0.065
%RSD		0.000	10.370	4.546	0.595	710.000	333.800	14.140	7.718

Run	Time	115In	118Sn	121Sb	123Sb	135Ba	137Ba	159Tb	165Ho
		ppb	ppb	ppb	ppb	ppb	ppb	ppb	ppb
1	21:28:31	46.222%	2.362	0.087	0.103	29.030	28.590	58.489%	61.113%
2	21:29:14	47.195%	2.329	0.103	0.085	28.840	28.450	59.577%	62.727%
3	21:29:57	46.570%	2.473	0.107	0.130	30.060	29.480	59.796%	62.724%
x		46.662%	2.388	0.099	0.106	29.310	28.840	59.287%	62.188%
σ		0.493%	0.076	0.010	0.022	0.657	0.563	0.700%	0.931%
%RSD		1.057	3.163	10.490	21.280	2.243	1.951	1.180	1.497

Run	Time	203Tl	205Tl	206Pb	207Pb	208Pb	209Bi
		ppb	ppb	ppb	ppb	ppb	ppb
1	21:28:31	0.046	0.074	0.217	0.215	0.223	63.309%
2	21:29:14	0.068	0.069	0.233	0.226	0.214	64.654%
3	21:29:57	0.086	0.068	0.235	0.233	0.230	63.784%
x		0.067	0.070	0.228	0.225	0.222	63.916%
σ		0.020	0.003	0.010	0.009	0.008	0.682%
%RSD		30.130	4.510	4.326	3.926	3.580	1.067

180-19804-B-19-A 4/1/2013 9:32:38 PM

User Pre-dilution: 1.000

Run	Time	6Li	9Be	10B	11B	13C	23Na	25Mg	26Mg
		ppb	ppb	ppb	ppb	ppb	ppb	ppb	ppb
1	21:33:20	56.779%	0.045	5.730	5.731	0.000	3283.000	19850.000	19580.000
2	21:34:03	57.577%	0.054	5.863	4.924	0.000	3168.000	18790.000	18520.000
3	21:34:46	55.733%	0.106	5.707	5.787	0.000	3256.000	19690.000	19350.000
x		56.696%	0.069	5.767	5.481	0.000	3236.000	19440.000	19150.000
σ		0.925%	0.033	0.084	0.483	0.000	60.040	573.900	557.300
%RSD		1.631	48.180	1.460	8.805	0.000	1.856	2.952	2.910

Run	Time	27Al	28Si	37Cl	39K	43Ca	44Ca	45Sc	47Ti
		ppb	ppb	ppb	ppb	ppb	ppb	ppb	ppb
1	21:33:20	20.970	1551.000	0.000	6131.000	90530.000	98050.000	39.437%	0.431
2	21:34:03	20.550	1501.000	0.000	5927.000	87760.000	95290.000	39.243%	0.594
3	21:34:46	21.700	1533.000	0.000	6052.000	90250.000	97540.000	38.777%	0.346
x		21.080	1528.000	0.000	6037.000	89520.000	96960.000	39.152%	0.457
σ		0.584	25.120	0.000	102.700	1523.000	1473.000	0.339%	0.126
%RSD		2.770	1.644	0.000	1.702	1.701	1.519	0.866	27.530

Run	Time	51V	52Cr	55Mn	56Fe	57Fe	59Co	60Ni	63Cu
		ppb	ppb	ppb	ppb	ppb	ppb	ppb	ppb
1	21:33:20	1.213	1.205	1311.000	237.800	367.800	13.590	1.196	1.776
2	21:34:03	-0.084	1.062	1254.000	233.600	350.000	13.100	0.939	1.752
3	21:34:46	0.801	1.120	1280.000	236.700	356.300	13.390	0.771	1.832
x		0.643	1.129	1282.000	236.000	358.000	13.360	0.969	1.787
σ		0.662	0.072	28.410	2.151	9.028	0.245	0.214	0.041
%RSD		103.000	6.353	2.216	0.911	2.522	1.836	22.060	2.293

Run	Time	65Cu	66Zn	68Zn	75As	78Se	82Se	83Kr	88Sr
		ppb	ppb	ppb	ppb	ppb	ppb	ppb	ppb
1	21:33:20	2.009	27.180	27.780	0.011	0.134	2.856	0.000	245.500
2	21:34:03	1.923	26.920	27.780	-0.110	0.073	3.017	0.000	241.700
3	21:34:46	1.913	27.220	27.010	-0.400	0.309	2.617	0.000	248.800
x		1.948	27.110	27.520	-0.166	0.172	2.830	0.000	245.300
σ		0.053	0.163	0.446	0.211	0.122	0.201	0.000	3.585
%RSD		2.702	0.603	1.619	127.100	71.170	7.113	0.000	1.461

Run	Time	89Y	95Mo	98Mo	103Rh	107Ag	109Ag	111Cd	114Cd
		ppb	ppb	ppb	ppb	ppb	ppb	ppb	ppb
1	21:33:20	0.000	-0.198	-0.194	41.881%	-0.006	-0.002	0.616	0.446
2	21:34:03	0.000	-0.169	-0.226	42.421%	0.001	-0.002	0.472	0.365
3	21:34:46	0.000	-0.225	-0.227	42.275%	-0.001	-0.000	0.547	0.410
x		0.000	-0.197	-0.216	42.192%	-0.002	-0.001	0.545	0.407
σ		0.000	0.028	0.019	0.279%	0.004	0.001	0.072	0.041
%RSD		0.000	14.280	8.747	0.662	164.500	57.730	13.160	10.030

Run	Time	115In	118Sn	121Sb	123Sb	135Ba	137Ba	159Tb	165Ho
		ppb	ppb	ppb	ppb	ppb	ppb	ppb	ppb
1	21:33:20	46.119%	2.593	0.157	0.132	9.812	10.180	61.161%	65.867%
2	21:34:03	47.811%	2.629	0.122	0.155	9.935	9.689	63.871%	68.144%
3	21:34:46	46.671%	2.530	0.148	0.164	10.440	10.120	63.187%	67.668%
x		46.867%	2.584	0.142	0.151	10.060	9.995	62.740%	67.227%
σ		0.863%	0.050	0.019	0.017	0.335	0.267	1.409%	1.201%
%RSD		1.841	1.952	13.030	11.110	3.328	2.673	2.246	1.786

Run	Time	203Tl	205Tl	206Pb	207Pb	208Pb	209Bi
		ppb	ppb	ppb	ppb	ppb	ppb
1	21:33:20	0.177	0.163	-0.021	-0.018	-0.024	61.270%
2	21:34:03	0.138	0.159	-0.026	-0.034	-0.028	64.054%
3	21:34:46	0.156	0.168	-0.039	-0.024	-0.030	62.819%
x		0.157	0.164	-0.029	-0.025	-0.028	62.714%
σ		0.019	0.004	0.009	0.008	0.003	1.395%
%RSD		12.410	2.538	32.390	32.300	10.660	2.224

CCV 781130 4/1/2013 9:37:26 PM QC Status: PASS (Initial: PASS)

User Pre-dilution: 1.000

Run	Time	6Li	9Be	10B	11B	13C	23Na	25Mg	26Mg
		ppb	ppb	ppb	ppb	ppb	ppb	ppb	ppb
1	21:38:09	54.115%	97.120	89.470	91.020	0.000	47830.000	48550.000	48230.000
2	21:38:52	55.180%	97.290	85.180	90.060	0.000	47570.000	47660.000	47520.000
3	21:39:35	54.939%	99.170	95.350	92.940	0.000	48030.000	48300.000	48140.000
x		54.745%	97.860%	89.998%	91.342%	0.000	95.617%	96.338%	95.927%
σ		0.558%	n/a	n/a	n/a	0.000	n/a	n/a	n/a
%RSD		1.020	1.164	5.670	1.607	0.000	0.484	0.954	0.805

Run	Time	27Al	28Si	37Cl	39K	43Ca	44Ca	45Sc	47Ti
		ppb	ppb	ppb	ppb	ppb	ppb	ppb	ppb
1	21:38:09	463.400	4640.000	0.000	48730.000	46500.000	48300.000	46.236%	97.800
2	21:38:52	463.200	4625.000	0.000	48360.000	46460.000	48570.000	47.297%	93.740
3	21:39:35	463.900	4704.000	0.000	49280.000	47160.000	48990.000	47.491%	95.430
x		92.698%	93.130%	0.000	97.579%	93.413%	97.245%	47.008%	95.654%
σ		n/a	n/a	0.000	n/a	n/a	n/a	0.676%	n/a
%RSD		0.073	0.905	0.000	0.940	0.843	0.721	1.437	2.135

Run	Time	51V	52Cr	55Mn	56Fe	57Fe	59Co	60Ni	63Cu
		ppb	ppb	ppb	ppb	ppb	ppb	ppb	ppb
1	21:38:09	94.900	96.390	502.900	26300.000	25310.000	95.040	95.910	97.140
2	21:38:52	95.000	96.280	496.100	25920.000	25060.000	94.050	93.100	94.580
3	21:39:35	95.590	97.220	508.500	26150.000	25380.000	94.950	94.990	97.950
x		95.164%	96.629%	100.502%	104.495%	101.004%	94.681%	94.665%	96.557%
σ		n/a	n/a	n/a	n/a	n/a	n/a	n/a	n/a
%RSD		0.390	0.531	1.236	0.747	0.657	0.579	1.517	1.826

Run	Time	65Cu	66Zn	68Zn	75As	78Se	82Se	83Kr	88Sr
		ppb	ppb	ppb	ppb	ppb	ppb	ppb	ppb
1	21:38:09	96.620	104.800	106.100	93.370	99.420	97.860	0.000	96.150
2	21:38:52	94.260	102.800	104.200	95.080	98.510	97.700	0.000	95.230
3	21:39:35	98.230	105.700	106.900	96.340	101.200	97.710	0.000	96.880
x		96.372%	104.430%	105.739%	94.928%	99.718%	97.756%	0.000	96.087%
σ		n/a	n/a	n/a	n/a	n/a	n/a	0.000	n/a
%RSD		2.071	1.380	1.300	1.571	1.388	0.097	0.000	0.859

Run	Time	89Y	95Mo	98Mo	103Rh	107Ag	109Ag	111Cd	114Cd
		ppb	ppb	ppb	ppb	ppb	ppb	ppb	ppb
1	21:38:09	48.199%	97.620	96.050	46.762%	94.950	95.240	99.390	98.320
2	21:38:52	50.054%	97.040	97.150	48.268%	93.780	94.350	96.200	97.230
3	21:39:35	50.380%	98.680	100.200	48.434%	95.900	96.190	98.080	99.670
x		49.545%	97.781%	97.800%	47.821%	94.878%	95.263%	97.888%	98.406%
σ		1.176%	n/a	n/a	0.921%	n/a	n/a	n/a	n/a
%RSD		2.374	0.852	2.199	1.927	1.121	0.965	1.639	1.241

Run	Time	115In	118Sn	121Sb	123Sb	135Ba	137Ba	159Tb	165Ho
		ppb	ppb	ppb	ppb	ppb	ppb	ppb	ppb
1	21:38:09	49.584%	95.060	96.310	96.510	94.560	94.120	56.710%	57.222%
2	21:38:52	51.942%	94.290	95.510	94.820	92.740	91.790	58.880%	59.789%
3	21:39:35	51.918%	95.650	96.750	96.040	94.340	95.270	58.977%	60.039%
x		51.148%	94.998%	96.188%	95.786%	93.878%	93.728%	58.189%	59.017%
σ		1.354%	n/a	n/a	n/a	n/a	n/a	1.282%	1.559%
%RSD		2.648	0.717	0.651	0.911	1.059	1.890	2.203	2.642

Run	Time	203Tl	205Tl	206Pb	207Pb	208Pb	209Bi
		ppb	ppb	ppb	ppb	ppb	ppb
1	21:38:09	94.130	93.770	94.770	94.920	94.900	53.779%
2	21:38:52	92.730	93.360	94.230	94.180	94.210	56.046%
3	21:39:35	94.390	94.650	95.970	95.090	95.690	56.099%
x		93.750%	93.931%	94.993%	94.730%	94.932%	55.308%
σ		n/a	n/a	n/a	n/a	n/a	1.324%
%RSD		0.950	0.701	0.940	0.506	0.784	2.395

CCB7 4/1/2013 9:42:16 PM QC Status: PASS (Initial: PASS)

User Pre-dilution: 1.000

Run	Time	6Li	9Be	10B	11B	13C	23Na	25Mg	26Mg
		ppb	ppb	ppb	ppb	ppb	ppb	ppb	ppb
1	21:42:59	83.570%	0.015	1.739	1.455	0.000	8.501	15.650	15.590
2	21:43:42	82.480%	0.003	1.539	1.444	0.000	6.093	15.700	15.570
3	21:44:25	82.510%	0.022	1.270	1.211	0.000	7.187	16.080	16.830
x		82.853%	0.014	1.516	1.370	0.000	7.260	15.810	16.000
σ		0.621%	0.010	0.235	0.138	0.000	1.205	0.231	0.722
%RSD		0.749	73.500	15.510	10.070	0.000	16.600	1.463	4.513

Run	Time	27Al	28Si	37Cl	39K	43Ca	44Ca	45Sc	47Ti
		ppb	ppb	ppb	ppb	ppb	ppb	ppb	ppb
1	21:42:59	2.893	-3.493	0.000	-9.541	22.680	18.360	81.136%	0.040
2	21:43:42	3.025	-4.280	0.000	-10.350	22.640	19.220	81.322%	0.073
3	21:44:25	2.949	-3.384	0.000	-9.752	24.110	18.450	79.877%	0.064
x		2.956	-3.719	0.000	-9.882	23.140	18.680	80.778%	0.059
σ		0.066	0.489	0.000	0.421	0.835	0.472	0.786%	0.017
%RSD		2.236	13.150	0.000	4.259	3.607	2.528	0.973	28.640

Run	Time	51V	52Cr	55Mn	56Fe	57Fe	59Co	60Ni	63Cu
		ppb	ppb	ppb	ppb	ppb	ppb	ppb	ppb
1	21:42:59	-0.087	0.079	0.301	-6.727	9.134	0.026	0.017	0.170
2	21:43:42	0.185	0.067	0.275	-7.668	9.007	0.026	0.039	0.139
3	21:44:25	0.073	0.086	0.334	-6.706	8.085	0.025	0.062	0.098
x		0.057	0.078	0.303	-7.034	8.742	0.026	0.039	0.136
σ		0.137	0.009	0.029	0.549	0.573	0.000	0.023	0.036
%RSD		239.800	12.190	9.667	7.812	6.550	1.924	57.210	26.450

Run	Time	65Cu	66Zn	68Zn	75As	78Se	82Se	83Kr	88Sr
		ppb	ppb	ppb	ppb	ppb	ppb	ppb	ppb
1	21:42:59	0.089	0.300	0.277	-0.205	-1.217	-1.271	0.000	0.061
2	21:43:42	0.096	0.289	0.259	-0.453	-1.227	-1.558	0.000	0.064
3	21:44:25	0.106	0.342	0.378	-0.616	-1.233	-1.824	0.000	0.063
x		0.097	0.311	0.305	-0.425	-1.225	-1.551	0.000	0.063
σ		0.009	0.028	0.064	0.207	0.008	0.277	0.000	0.001
%RSD		8.807	8.944	21.020	48.670	0.687	17.850	0.000	2.006

Run	Time	89Y	95Mo	98Mo	103Rh	107Ag	109Ag	111Cd	114Cd
		ppb	ppb	ppb	ppb	ppb	ppb	ppb	ppb
1	21:42:59	88.782%	0.196	0.183	84.830%	0.039	0.038	-0.131	-0.075
2	21:43:42	89.923%	0.047	0.080	85.224%	0.025	0.024	-0.127	-0.082
3	21:44:25	89.443%	0.030	0.006	84.978%	0.025	0.033	-0.111	-0.053
x		89.383%	0.091	0.089	85.011%	0.029	0.032	-0.123	-0.070
σ		0.573%	0.091	0.089	0.199%	0.008	0.007	0.011	0.015
%RSD		0.641	100.000	99.500	0.234	27.040	22.320	8.690	21.930

Run	Time	115In	118Sn	121Sb	123Sb	135Ba	137Ba	159Tb	165Ho
		ppb	ppb	ppb	ppb	ppb	ppb	ppb	ppb
1	21:42:59	85.274%	0.113	0.035	0.047	0.101	0.085	91.039%	91.748%
2	21:43:42	85.941%	0.103	0.030	0.049	0.113	0.087	92.926%	93.811%
3	21:44:25	86.959%	0.060	0.040	0.034	0.105	0.108	93.980%	94.219%
x		86.058%	0.092	0.035	0.043	0.106	0.093	92.648%	93.259%
σ		0.849%	0.028	0.005	0.008	0.007	0.013	1.490%	1.325%
%RSD		0.986	30.790	13.090	18.000	6.196	13.670	1.608	1.421

Run	Time	203Tl	205Tl	206Pb	207Pb	208Pb	209Bi
		ppb	ppb	ppb	ppb	ppb	ppb
1	21:42:59	0.025	0.018	0.045	0.049	0.048	106.615%
2	21:43:42	0.020	0.018	0.046	0.043	0.044	108.668%
3	21:44:25	0.019	0.021	0.043	0.055	0.051	105.923%
x		0.021	0.019	0.045	0.049	0.048	107.069%
σ		0.003	0.002	0.002	0.006	0.004	1.428%
%RSD		14.050	8.359	3.729	11.830	7.457	1.334

CRI 768045 4/1/2013 9:51:14 PM QC Status: PASS (Initial: PASS)

User Pre-dilution: 1.000

Run	Time	6Li	9Be	10B	11B	13C	23Na	25Mg	26Mg
		ppb	ppb	ppb	ppb	ppb	ppb	ppb	ppb
1	21:51:57	59.848%	1.051	6.075	5.996	0.000	99.730	107.100	104.500
2	21:52:40	60.261%	0.909	6.159	5.948	0.000	94.600	100.400	103.500
3	21:53:23	58.056%	1.026	5.674	5.958	0.000	100.600	105.800	106.000
x		59.388%	99.537%	119.384%	119.350%	0.000	98.292%	104.404%	104.633%
σ		1.172%	n/a	n/a	n/a	0.000	n/a	n/a	n/a
%RSD		1.974	7.649	4.341	0.424	0.000	3.283	3.420	1.206

Run	Time	27Al	28Si	37Cl	39K	43Ca	44Ca	45Sc	47Ti
		ppb	ppb	ppb	ppb	ppb	ppb	ppb	ppb
1	21:51:57	31.350	501.200	0.000	94.160	105.200	112.700	50.965%	5.146
2	21:52:40	30.280	489.300	0.000	93.140	82.210	112.400	51.122%	5.095
3	21:53:23	30.400	496.500	0.000	94.530	112.500	122.300	50.664%	5.281
x		102.244%	99.129%	0.000	93.945%	99.983%	115.811%	50.917%	103.480%
σ		n/a	n/a	0.000	n/a	n/a	n/a	0.233%	n/a
%RSD		1.911	1.209	0.000	0.764	15.820	4.860	0.457	1.862

Run	Time	51V	52Cr	55Mn	56Fe	57Fe	59Co	60Ni	63Cu
		ppb	ppb	ppb	ppb	ppb	ppb	ppb	ppb
1	21:51:57	0.893	1.912	5.435	52.130	57.250	0.496	0.963	2.053
2	21:52:40	0.900	1.929	5.376	50.510	54.820	0.499	1.049	2.130
3	21:53:23	0.968	1.882	5.361	51.760	59.090	0.450	0.915	2.104
x		92.002%	95.385%	1078.103%	102.932%	114.106%	96.293%	97.573%	104.787%
σ		n/a	n/a	n/a	n/a	n/a	n/a	n/a	n/a
%RSD		4.507	1.242	0.729	1.650	3.753	5.626	6.930	1.882

Run	Time	65Cu	66Zn	68Zn	75As	78Se	82Se	83Kr	88Sr
		ppb	ppb	ppb	ppb	ppb	ppb	ppb	ppb
1	21:51:57	2.105	5.326	5.502	1.139	4.641	5.932	0.000	4.506
2	21:52:40	2.083	5.290	5.297	1.089	4.620	5.411	0.000	4.415
3	21:53:23	2.205	5.623	4.982	1.353	4.670	5.974	0.000	4.401
x		106.546%	108.258%	105.202%	119.352%	92.876%	115.446%	0.000	88.809%
σ		n/a	n/a	n/a	n/a	n/a	n/a	0.000	n/a
%RSD		3.058	3.379	4.985	11.760	0.540	5.435	0.000	1.283

Run	Time	89Y	95Mo	98Mo	103Rh	107Ag	109Ag	111Cd	114Cd
		ppb	ppb	ppb	ppb	ppb	ppb	ppb	ppb
1	21:51:57	56.995%	4.194	4.220	53.822%	0.957	1.020	1.041	1.324
2	21:52:40	57.339%	4.146	4.258	54.006%	0.965	1.066	1.232	0.980
3	21:53:23	57.246%	4.135	4.354	54.018%	1.035	1.074	0.988	0.984
x		57.194%	83.161%	85.549%	53.949%	98.583%	105.335%	108.706%	109.597%
σ		0.178%	n/a	n/a	0.110%	n/a	n/a	n/a	n/a
%RSD		0.311	0.750	1.621	0.203	4.327	2.775	11.840	18.020

Run	Time	115In	118Sn	121Sb	123Sb	135Ba	137Ba	159Tb	165Ho
		ppb	ppb	ppb	ppb	ppb	ppb	ppb	ppb
1	21:51:57	54.209%	5.100	2.004	2.068	9.399	9.487	58.514%	59.103%
2	21:52:40	55.365%	5.069	2.002	2.027	9.834	9.326	60.658%	61.251%
3	21:53:23	55.031%	5.056	1.941	2.063	10.030	9.509	60.715%	60.888%
x		54.868%	101.500%	99.117%	102.630%	97.533%	94.409%	59.962%	60.414%
σ		0.595%	n/a	n/a	n/a	n/a	n/a	1.255%	1.150%
%RSD		1.084	0.448	1.801	1.087	3.294	1.059	2.093	1.903

Run	Time	203Tl	205Tl	206Pb	207Pb	208Pb	209Bi
		ppb	ppb	ppb	ppb	ppb	ppb
1	21:51:57	0.797	0.812	0.842	0.886	0.852	69.992%
2	21:52:40	0.815	0.811	0.870	0.885	0.863	72.368%
3	21:53:23	0.825	0.806	0.884	0.855	0.859	71.919%
x		81.196%	80.947%	86.563%	87.547%	85.827%	71.426%
σ		n/a	n/a	n/a	n/a	n/a	1.262%
%RSD		1.730	0.374	2.486	1.998	0.638	1.767

180-19804-B-20-A 4/1/2013 10:00:54 PM

User Pre-dilution: 1.000

Run	Time	6Li	9Be	10B	11B	13C	23Na	25Mg	26Mg
		ppb	ppb	ppb	ppb	ppb	ppb	ppb	ppb
1	22:01:36	53.862%	0.141	4.118	4.480	0.000	2890.000	13960.000	13780.000
2	22:02:19	55.104%	0.148	4.838	4.629	0.000	2860.000	13840.000	13720.000
3	22:03:02	55.389%	0.187	4.435	5.116	0.000	2854.000	13780.000	13650.000
x		54.785%	0.159	4.464	4.742	0.000	2868.000	13860.000	13720.000
σ		0.812%	0.025	0.361	0.333	0.000	19.020	93.540	65.830
%RSD		1.482	15.750	8.082	7.014	0.000	0.663	0.675	0.480

Run	Time	27Al	28Si	37Cl	39K	43Ca	44Ca	45Sc	47Ti
		ppb	ppb	ppb	ppb	ppb	ppb	ppb	ppb
1	22:01:36	16.760	2462.000	0.000	4544.000	63100.000	65810.000	39.493%	0.954
2	22:02:19	16.580	2433.000	0.000	4510.000	63500.000	65980.000	39.435%	0.978
3	22:03:02	17.110	2437.000	0.000	4525.000	63050.000	66560.000	39.019%	0.874
x		16.820	2444.000	0.000	4526.000	63220.000	66120.000	39.316%	0.935
σ		0.269	15.460	0.000	16.830	247.300	391.200	0.258%	0.055
%RSD		1.598	0.633	0.000	0.372	0.391	0.592	0.657	5.835

Run	Time	51V	52Cr	55Mn	56Fe	57Fe	59Co	60Ni	63Cu
		ppb	ppb	ppb	ppb	ppb	ppb	ppb	ppb
1	22:01:36	0.598	1.516	1148.000	107.900	206.600	15.720	3.231	30.060
2	22:02:19	-0.653	1.183	1154.000	106.900	204.700	15.690	3.444	29.320
3	22:03:02	0.082	1.030	1168.000	107.700	197.800	15.800	3.365	29.580
x		0.009	1.243	1157.000	107.500	203.000	15.740	3.347	29.650
σ		0.628	0.249	10.310	0.528	4.610	0.058	0.108	0.378
%RSD		6897.000	20.000	0.891	0.492	2.270	0.369	3.215	1.274

Run	Time	65Cu	66Zn	68Zn	75As	78Se	82Se	83Kr	88Sr
		ppb	ppb	ppb	ppb	ppb	ppb	ppb	ppb
1	22:01:36	29.370	207.500	210.400	0.661	0.350	2.760	0.000	168.900
2	22:02:19	29.250	206.700	213.500	0.786	0.191	3.062	0.000	168.700
3	22:03:02	28.920	212.900	214.800	-0.723	0.187	2.392	0.000	172.900
x		29.180	209.000	212.900	0.241	0.243	2.738	0.000	170.200
σ		0.235	3.377	2.256	0.838	0.093	0.335	0.000	2.383
%RSD		0.805	1.615	1.060	347.200	38.450	12.240	0.000	1.400

Run	Time	89Y	95Mo	98Mo	103Rh	107Ag	109Ag	111Cd	114Cd
		ppb	ppb	ppb	ppb	ppb	ppb	ppb	ppb
1	22:01:36	0.000	-0.046	-0.037	42.223%	0.013	0.004	0.614	0.584
2	22:02:19	0.000	-0.114	-0.111	42.734%	0.006	0.003	0.596	0.606
3	22:03:02	0.000	-0.072	-0.130	42.107%	-0.005	0.003	0.671	0.683
x		0.000	-0.077	-0.092	42.354%	0.004	0.004	0.627	0.625
σ		0.000	0.034	0.049	0.334%	0.009	0.001	0.039	0.052
%RSD		0.000	44.150	53.320	0.788	197.300	20.580	6.255	8.294

Run	Time	115In	118Sn	121Sb	123Sb	135Ba	137Ba	159Tb	165Ho
		ppb	ppb	ppb	ppb	ppb	ppb	ppb	ppb
1	22:01:36	46.553%	2.958	0.143	0.163	17.190	17.200	59.560%	62.569%
2	22:02:19	47.215%	3.005	0.158	0.117	17.110	17.140	61.440%	64.861%
3	22:03:02	46.763%	3.071	0.139	0.137	17.590	17.830	61.600%	64.988%
x		46.844%	3.011	0.146	0.139	17.300	17.390	60.867%	64.139%
σ		0.339%	0.057	0.010	0.023	0.257	0.382	1.134%	1.361%
%RSD		0.723	1.897	6.853	16.540	1.483	2.198	1.864	2.122

Run	Time	203Tl	205Tl	206Pb	207Pb	208Pb	209Bi
		ppb	ppb	ppb	ppb	ppb	ppb
1	22:01:36	0.101	0.120	0.020	0.039	0.032	62.746%
2	22:02:19	0.120	0.116	0.034	0.035	0.032	63.521%
3	22:03:02	0.129	0.114	0.029	0.032	0.030	62.784%
x		0.117	0.117	0.028	0.035	0.031	63.017%
σ		0.014	0.003	0.007	0.003	0.001	0.437%
%RSD		12.270	2.535	25.590	9.754	3.705	0.693

180-19804-B-21-A 4/1/2013 10:05:42 PM

User Pre-dilution: 1.000

Run	Time	6Li	9Be	10B	11B	13C	23Na	25Mg	26Mg
		ppb	ppb	ppb	ppb	ppb	ppb	ppb	ppb
1	22:06:25	55.061%	0.228	3.886	4.507	0.000	2919.000	13990.000	13810.000
2	22:07:08	54.897%	0.249	3.937	4.700	0.000	2884.000	13990.000	13780.000
3	22:07:51	55.188%	0.087	4.164	4.163	0.000	2843.000	13790.000	13570.000
x		55.048%	0.188	3.996	4.457	0.000	2882.000	13930.000	13720.000
σ		0.146%	0.088	0.148	0.272	0.000	37.760	114.600	127.200
%RSD		0.265	46.810	3.705	6.103	0.000	1.310	0.823	0.927

Run	Time	27Al	28Si	37Cl	39K	43Ca	44Ca	45Sc	47Ti
		ppb	ppb	ppb	ppb	ppb	ppb	ppb	ppb
1	22:06:25	19.020	2506.000	0.000	4564.000	63590.000	66260.000	39.633%	0.701
2	22:07:08	19.060	2497.000	0.000	4541.000	64470.000	66540.000	39.375%	0.751
3	22:07:51	19.220	2466.000	0.000	4534.000	63970.000	66770.000	39.301%	0.615
x		19.100	2490.000	0.000	4547.000	64010.000	66530.000	39.436%	0.689
σ		0.109	21.190	0.000	15.750	446.200	254.500	0.174%	0.069
%RSD		0.568	0.851	0.000	0.346	0.697	0.383	0.441	9.965

Run	Time	51V	52Cr	55Mn	56Fe	57Fe	59Co	60Ni	63Cu
		ppb	ppb	ppb	ppb	ppb	ppb	ppb	ppb
1	22:06:25	0.870	0.979	1116.000	120.700	211.800	15.170	3.245	31.000
2	22:07:08	-0.008	0.869	1121.000	121.800	216.900	14.960	3.256	31.310
3	22:07:51	0.353	0.889	1125.000	121.900	207.800	14.870	3.216	31.030
x		0.405	0.912	1121.000	121.500	212.200	15.000	3.239	31.110
σ		0.441	0.059	4.478	0.698	4.540	0.152	0.021	0.169
%RSD		108.900	6.444	0.400	0.575	2.140	1.012	0.641	0.542

Run	Time	65Cu	66Zn	68Zn	75As	78Se	82Se	83Kr	88Sr
		ppb	ppb	ppb	ppb	ppb	ppb	ppb	ppb
1	22:06:25	31.660	203.000	208.000	-0.007	0.012	2.990	0.000	169.900
2	22:07:08	31.320	204.000	207.900	0.242	0.064	2.026	0.000	171.500
3	22:07:51	31.240	206.400	209.400	0.150	0.265	2.516	0.000	170.400
x		31.410	204.500	208.400	0.128	0.114	2.511	0.000	170.600
σ		0.220	1.721	0.823	0.126	0.134	0.482	0.000	0.852
%RSD		0.699	0.842	0.395	97.970	117.600	19.180	0.000	0.499

Run	Time	89Y	95Mo	98Mo	103Rh	107Ag	109Ag	111Cd	114Cd
		ppb	ppb	ppb	ppb	ppb	ppb	ppb	ppb
1	22:06:25	0.000	-0.138	-0.159	42.245%	0.002	0.007	0.737	0.621
2	22:07:08	0.000	-0.151	-0.144	42.557%	0.001	-0.002	0.699	0.627
3	22:07:51	0.000	-0.136	-0.123	42.544%	0.007	0.001	0.613	0.552
x		0.000	-0.141	-0.142	42.449%	0.003	0.002	0.683	0.600
σ		0.000	0.008	0.018	0.176%	0.003	0.004	0.063	0.042
%RSD		0.000	5.783	12.500	0.416	92.190	219.400	9.272	6.986

Run	Time	115In	118Sn	121Sb	123Sb	135Ba	137Ba	159Tb	165Ho
		ppb	ppb	ppb	ppb	ppb	ppb	ppb	ppb
1	22:06:25	46.179%	2.439	0.177	0.206	16.890	17.300	60.191%	63.655%
2	22:07:08	46.784%	2.532	0.180	0.221	17.280	17.420	60.695%	64.620%
3	22:07:51	46.895%	2.383	0.172	0.164	17.670	17.630	61.906%	65.194%
x		46.619%	2.452	0.176	0.197	17.280	17.450	60.931%	64.489%
σ		0.385%	0.075	0.004	0.029	0.389	0.164	0.881%	0.778%
%RSD		0.827	3.073	2.186	14.850	2.249	0.937	1.446	1.206

Run	Time	203Tl	205Tl	206Pb	207Pb	208Pb	209Bi
		ppb	ppb	ppb	ppb	ppb	ppb
1	22:06:25	0.111	0.125	0.059	0.040	0.056	61.909%
2	22:07:08	0.133	0.124	0.049	0.051	0.054	62.098%
3	22:07:51	0.136	0.125	0.047	0.056	0.055	62.237%
x		0.127	0.125	0.051	0.049	0.055	62.081%
σ		0.014	0.000	0.006	0.008	0.001	0.165%
%RSD		10.870	0.313	12.200	16.650	1.687	0.265

CCV 781130 4/1/2013 10:10:31 PM QC Status: PASS (Initial: PASS)

User Pre-dilution: 1.000

Run	Time	6Li	9Be	10B	11B	13C	23Na	25Mg	26Mg
		ppb	ppb	ppb	ppb	ppb	ppb	ppb	ppb
1	22:11:13	53.501%	97.740	89.240	91.770	0.000	48170.000	48600.000	48060.000
2	22:11:56	54.012%	96.350	90.040	94.350	0.000	47580.000	48010.000	47780.000
3	22:12:39	54.531%	98.950	91.260	93.000	0.000	47670.000	48250.000	47850.000
x		54.015%	97.679%	90.180%	93.040%	0.000	95.611%	96.570%	95.788%
σ		0.515%	n/a	n/a	n/a	0.000	n/a	n/a	n/a
%RSD		0.953	1.332	1.128	1.382	0.000	0.659	0.620	0.302

Run	Time	27Al	28Si	37Cl	39K	43Ca	44Ca	45Sc	47Ti
		ppb	ppb	ppb	ppb	ppb	ppb	ppb	ppb
1	22:11:13	460.500	4635.000	0.000	49140.000	47670.000	48820.000	45.931%	95.240
2	22:11:56	457.800	4634.000	0.000	49320.000	46950.000	48860.000	46.994%	96.430
3	22:12:39	459.200	4637.000	0.000	48580.000	46180.000	48180.000	47.778%	95.110
x		91.837%	92.702%	0.000	98.026%	93.865%	97.242%	46.901%	95.592%
σ		n/a	n/a	0.000	n/a	n/a	n/a	0.927%	n/a
%RSD		0.291	0.036	0.000	0.786	1.585	0.779	1.977	0.763

Run	Time	51V	52Cr	55Mn	56Fe	57Fe	59Co	60Ni	63Cu
		ppb	ppb	ppb	ppb	ppb	ppb	ppb	ppb
1	22:11:13	96.060	96.820	502.800	26370.000	25330.000	95.590	96.640	95.810
2	22:11:56	95.510	96.330	502.200	26100.000	25320.000	94.750	94.430	97.490
3	22:12:39	94.350	95.260	499.700	25970.000	25060.000	94.650	93.730	96.730
x		95.310%	96.134%	100.309%	104.576%	100.947%	94.995%	94.935%	96.675%
σ		n/a	n/a	n/a	n/a	n/a	n/a	n/a	n/a
%RSD		0.915	0.832	0.324	0.788	0.595	0.541	1.602	0.868

Run	Time	65Cu	66Zn	68Zn	75As	78Se	82Se	83Kr	88Sr
		ppb	ppb	ppb	ppb	ppb	ppb	ppb	ppb
1	22:11:13	96.370	107.300	106.400	95.790	99.950	100.200	0.000	95.360
2	22:11:56	96.550	107.300	106.700	95.830	98.230	97.050	0.000	95.670
3	22:12:39	95.280	103.600	105.100	95.230	99.700	99.090	0.000	95.030
x		96.068%	106.091%	106.032%	95.618%	99.293%	98.768%	0.000	95.353%
σ		n/a	n/a	n/a	n/a	n/a	n/a	0.000	n/a
%RSD		0.715	2.021	0.812	0.348	0.932	1.602	0.000	0.332

Run	Time	89Y	95Mo	98Mo	103Rh	107Ag	109Ag	111Cd	114Cd
		ppb	ppb	ppb	ppb	ppb	ppb	ppb	ppb
1	22:11:13	48.296%	96.180	95.490	46.571%	94.580	96.190	98.440	99.020
2	22:11:56	49.914%	97.180	98.740	47.934%	94.340	94.780	98.580	97.930
3	22:12:39	51.047%	97.330	98.480	49.169%	93.360	93.950	97.470	96.840
x		49.753%	96.894%	97.572%	47.891%	94.095%	94.975%	98.164%	97.932%
σ		1.383%	n/a	n/a	1.300%	n/a	n/a	n/a	n/a
%RSD		2.779	0.646	1.852	2.714	0.687	1.194	0.616	1.117

Run	Time	115In	118Sn	121Sb	123Sb	135Ba	137Ba	159Tb	165Ho
		ppb	ppb	ppb	ppb	ppb	ppb	ppb	ppb
1	22:11:13	49.636%	94.750	96.050	95.810	94.160	93.730	56.299%	56.886%
2	22:11:56	51.445%	95.260	95.940	95.240	94.280	92.900	59.047%	59.580%
3	22:12:39	52.864%	94.750	93.900	94.390	94.340	93.090	60.042%	60.585%
x		51.315%	94.922%	95.298%	95.144%	94.257%	93.240%	58.463%	59.017%
σ		1.618%	n/a	n/a	n/a	n/a	n/a	1.939%	1.913%
%RSD		3.153	0.309	1.270	0.753	0.097	0.471	3.316	3.241

Run	Time	203Tl	205Tl	206Pb	207Pb	208Pb	209Bi
		ppb	ppb	ppb	ppb	ppb	ppb
1	22:11:13	93.410	93.250	94.410	93.440	93.730	53.955%
2	22:11:56	93.840	93.660	95.270	94.130	94.550	55.769%
3	22:12:39	92.680	92.860	93.560	93.530	93.690	57.147%
x		93.311%	93.257%	94.413%	93.702%	93.992%	55.624%
σ		n/a	n/a	n/a	n/a	n/a	1.601%
%RSD		0.629	0.430	0.904	0.402	0.519	2.878

CCB8 4/1/2013 10:15:21 PM QC Status: PASS (Initial: PASS)

User Pre-dilution: 1.000

Run	Time	6Li	9Be	10B	11B	13C	23Na	25Mg	26Mg
		ppb	ppb	ppb	ppb	ppb	ppb	ppb	ppb
1	22:16:04	82.807%	0.054	1.336	1.222	0.000	15.360	22.140	22.680
2	22:16:47	84.340%	0.008	0.909	1.190	0.000	9.435	18.830	19.310
3	22:17:30	83.309%	0.060	0.859	0.977	0.000	4.012	14.690	16.090
x		83.486%	0.041	1.035	1.130	0.000	9.603	18.550	19.360
σ		0.782%	0.028	0.262	0.133	0.000	5.676	3.735	3.297
%RSD		0.936	69.090	25.340	11.790	0.000	59.110	20.130	17.030

Run	Time	27Al	28Si	37Cl	39K	43Ca	44Ca	45Sc	47Ti
		ppb	ppb	ppb	ppb	ppb	ppb	ppb	ppb
1	22:16:04	3.309	-2.139	0.000	-2.491	30.380	27.160	87.990%	0.044
2	22:16:47	3.238	-3.075	0.000	-6.552	18.150	23.300	87.291%	0.045
3	22:17:30	2.948	-3.589	0.000	-11.310	22.030	19.930	87.127%	-0.007
x		3.165	-2.934	0.000	-6.784	23.520	23.460	87.470%	0.028
σ		0.192	0.735	0.000	4.414	6.248	3.615	0.458%	0.030
%RSD		6.051	25.060	0.000	65.060	26.570	15.400	0.524	107.500

Run	Time	51V	52Cr	55Mn	56Fe	57Fe	59Co	60Ni	63Cu
		ppb	ppb	ppb	ppb	ppb	ppb	ppb	ppb
1	22:16:04	0.109	0.122	0.460	-3.557	12.940	0.054	0.031	0.198
2	22:16:47	0.057	0.080	0.397	-5.228	10.650	0.038	0.034	0.151
3	22:17:30	-0.045	0.087	0.321	-7.747	9.089	0.029	0.047	0.114
x		0.040	0.096	0.393	-5.511	10.890	0.040	0.037	0.155
σ		0.078	0.022	0.070	2.109	1.940	0.013	0.009	0.042
%RSD		194.900	23.300	17.790	38.280	17.810	32.080	22.720	26.980

Run	Time	65Cu	66Zn	68Zn	75As	78Se	82Se	83Kr	88Sr
		ppb	ppb	ppb	ppb	ppb	ppb	ppb	ppb
1	22:16:04	0.114	0.334	0.330	-0.438	-1.103	-1.003	0.000	0.114
2	22:16:47	0.120	0.422	0.422	-0.217	-1.040	-0.923	0.000	0.101
3	22:17:30	0.118	0.337	0.322	-0.315	-1.129	-1.198	0.000	0.080
x		0.117	0.364	0.358	-0.323	-1.091	-1.041	0.000	0.098
σ		0.003	0.050	0.056	0.111	0.046	0.141	0.000	0.017
%RSD		2.425	13.850	15.620	34.290	4.180	13.580	0.000	17.570

Run	Time	89Y	95Mo	98Mo	103Rh	107Ag	109Ag	111Cd	114Cd
		ppb	ppb	ppb	ppb	ppb	ppb	ppb	ppb
1	22:16:04	81.802%	0.399	0.252	84.957%	0.042	0.045	-0.103	-0.053
2	22:16:47	82.257%	0.191	0.223	85.304%	0.021	0.037	-0.124	-0.067
3	22:17:30	81.659%	0.088	0.067	84.642%	0.022	0.032	-0.114	-0.092
x		81.906%	0.226	0.180	84.968%	0.028	0.038	-0.113	-0.071
σ		0.312%	0.159	0.100	0.331%	0.012	0.007	0.011	0.020
%RSD		0.381	70.260	55.210	0.390	41.690	17.120	9.288	28.330

Run	Time	115In	118Sn	121Sb	123Sb	135Ba	137Ba	159Tb	165Ho
		ppb	ppb	ppb	ppb	ppb	ppb	ppb	ppb
1	22:16:04	85.331%	0.129	0.051	0.072	0.121	0.124	88.329%	88.726%
2	22:16:47	86.666%	0.107	0.044	0.052	0.097	0.126	89.415%	90.359%
3	22:17:30	85.409%	0.086	0.054	0.033	0.124	0.090	88.696%	89.581%
x		85.802%	0.107	0.050	0.052	0.114	0.114	88.813%	89.555%
σ		0.749%	0.021	0.005	0.020	0.015	0.020	0.552%	0.817%
%RSD		0.873	19.880	10.460	37.890	13.160	17.710	0.622	0.912

Run	Time	203Tl	205Tl	206Pb	207Pb	208Pb	209Bi
		ppb	ppb	ppb	ppb	ppb	ppb
1	22:16:04	0.036	0.038	0.085	0.100	0.090	98.278%
2	22:16:47	0.028	0.027	0.079	0.076	0.084	100.011%
3	22:17:30	0.024	0.021	0.071	0.066	0.068	100.443%
x		0.029	0.029	0.078	0.080	0.080	99.577%
σ		0.006	0.008	0.007	0.018	0.011	1.146%
%RSD		21.230	29.200	9.534	21.950	14.040	1.151

Performance Report

Sample details
Sample name : ITUNE
Acquired at : 4/1/2013 12:55:14 PM
Report name : EPA ILMO5.2/6020A 2.1 [3/15/2013 11:49:53 AM]

Mass Calibration verification

Acquisition parameters
Sweeps : 25
Dwell : 2.0 mSecs
Point spacing : 0.02 amu
Peak width measured at 5% of the peak maximum

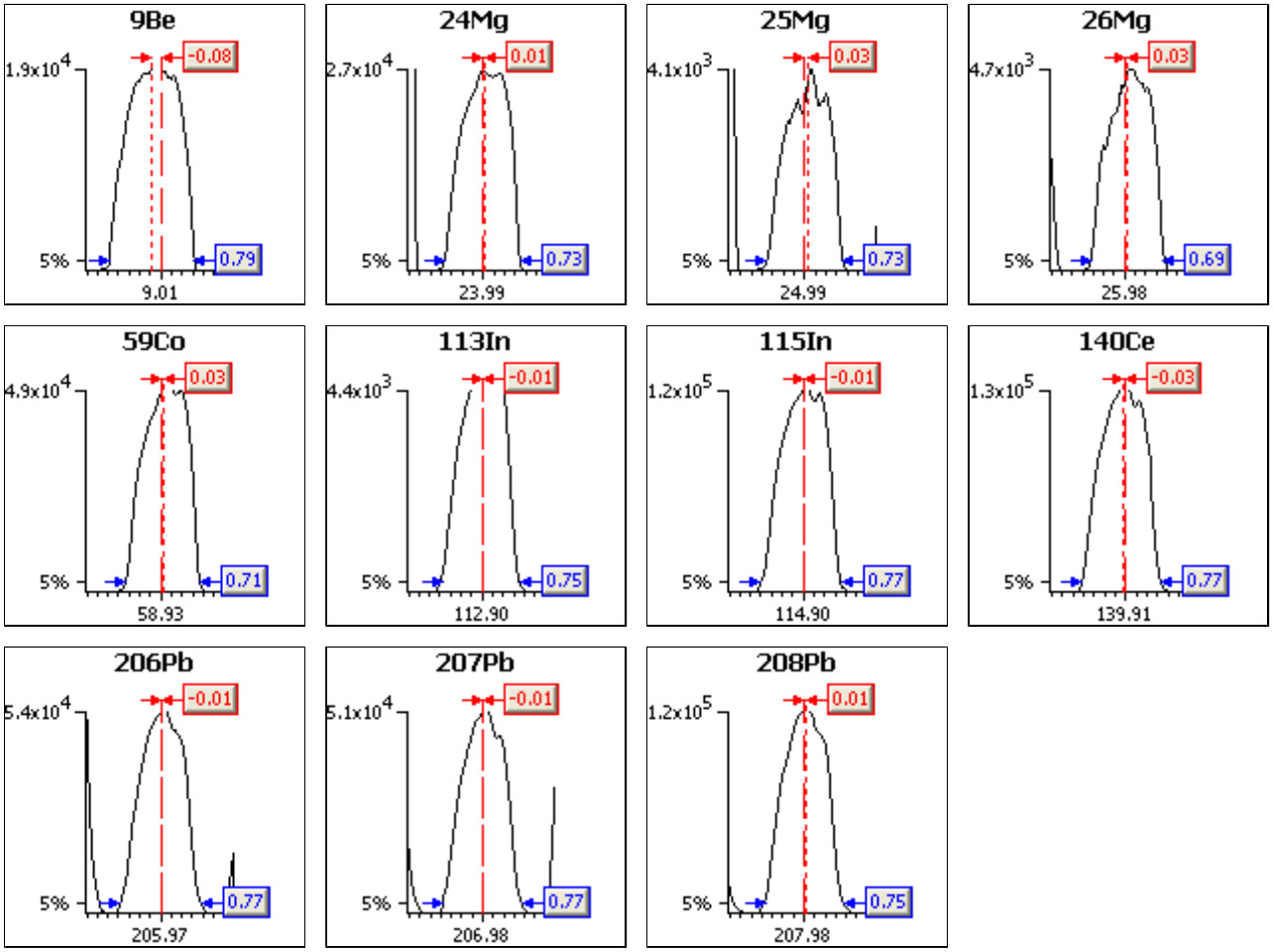

Analyte	Limits			Results	
	Max. width	Min. width	Max. error	Peak width	Peak error
9Be	0.90	0.45	0.10	0.79	-0.08
24Mg	0.90	0.45	0.10	0.73	0.01
25Mg	0.90	0.45	0.10	0.73	0.03
26Mg	0.90	0.45	0.10	0.69	0.03
59Co	0.90	0.45	0.10	0.71	0.03
113In	0.90	0.45	0.10	0.75	-0.01
115In	0.90	0.45	0.10	0.77	-0.01
140Ce	0.90	0.45	0.10	0.77	-0.03
206Pb	0.90	0.45	0.10	0.77	-0.01
207Pb	0.90	0.45	0.10	0.77	-0.01
208Pb	0.90	0.45	0.10	0.75	0.01

Sample details
Sample name : ITUNE
Acquired at : 4/1/2013 12:55:14 PM
Report name : EPA ILMO5.2/6020A 2.1 [3/15/2013 11:49:53 AM]

Tune conditions

Major	
Extraction	-165
Lens 1	2.0
Focus	25.3
D1	-39.2
Pole Bias	3.0
Hexapole Bias	-3.0
Nebuliser	0.81
Sampling Depth	150

Minor	
Lens 2	-35.3
Lens 3	-188.2
Forward power	1300
Horizontal	27
Vertical	502
D2	-160
DA	-80.0
Cool	18.0
Auxiliary	0.90

Global	
Standard resolution	n/a
High resolution	n/a
Analogue Detector	n/a
PC Detector	n/a

Add. Gases	
He/H2	0.00
He/NH3	0.00

Sensitivity and stability results

Acquisition parameters
Sweeps : 150

Run	Time	5Bkg	9Be	24Mg	25Mg	26Mg	56Ar O	59Co	137Ba++
Dwell (mSecs)		0.0	0.0	0.0	0.0	0.0	0.0	0.0	0.0
Limits	%RSD	-	5.0%	5.0%	5.0%	5.0%	-	5.0%	-
	Countrate	-	>500	>500	>500	>500	-	>5000	-
1	12:56:02 PM	0	20155	26721	3718	4269	105629	48115	0
2	12:57:28 PM	0	20025	26615	3648	4233	105032	48518	0
3	12:58:53 PM	0	19989	28000	3822	4401	104407	48476	0
4	1:00:18 PM	0	19813	27560	3770	4360	105464	48383	1
5	1:01:43 PM	0	19870	27315	3694	4252	106041	48569	0
x		0	19970	27242	3730	4303	105314	48412	0
σ		0.03	134.40	579.91	67.59	73.12	623.09	179.80	0.60
%RSD		223.607	0.673	2.129	1.812	1.699	0.592	0.371	223.607

Run	Time	138Ba++	101Bkg	113In	115In	138Ba	140Ce	156Ce O	206Pb
Dwell (mSecs)		0.0	0.0	0.0	0.0	0.0	0.0	0.0	0.0
Limits	%RSD	-	-	5.0%	5.0%	-	5.0%	-	5.0%
	Countrate	-	-	>200	>5000	-	>10000	-	>500
1	12:56:02 PM	12	0	5087	118397	549	133961	1407	56744
2	12:57:28 PM	6	0	5154	119481	541	135234	1404	56484
3	12:58:53 PM	6	0	5163	120242	505	135730	1425	57662
4	1:00:18 PM	9	0	5219	121713	525	136985	1396	58066
5	1:01:43 PM	7	0	5201	122205	553	138174	1426	58154
x		8	0	5165	120407	535	136017	1412	57422
σ		2.34	0.07	50.96	1570.30	20.00	1621.39	13.21	766.18
%RSD		29.200	136.931	0.987	1.304	3.741	1.192	0.936	1.334

Run	Time	207Pb	208Pb	220Bkg
Dwell (mSecs)		0.0	0.0	0.0
Limits	%RSD	5.0%	5.0%	-
	Countrate	>500	>500	<2500
1	12:56:02 PM	51357	122634	0
2	12:57:28 PM	51802	123593	0
3	12:58:53 PM	52198	125644	0
4	1:00:18 PM	52772	126646	0
5	1:01:43 PM	53280	127329	0
x		52282	125169	0
σ		763.03	1998.68	0.06
%RSD		1.459	1.597	104.583

Ratio results

Run	Time	156Ce O/140Ce
Ratio limits		<0.0500
1	12:56:02 PM	0
2	12:57:28 PM	0

3	12:58:53 PM	0
4	1:00:18 PM	0
5	1:01:43 PM	0
x		0.0104
σ		0.00
%RSD		1.2692

Result : The performance report passed.

METALS BATCH WORKSHEET

Lab Name: TestAmerica Canton Job No.: 240-21987-1

SDG No.:

Batch Number: 78432 Batch Start Date: 03/15/13 12:45 Batch Analyst: McGall, Lisa

Batch Method: 7470A Batch End Date: 03/15/13 14:45

Lab Sample ID	Client Sample ID	Method Chain	Basis	InitialAmount	FinalAmount	MTH2S04 00012	MTHNO3 00044	MTK2S208RGNT 00036	MTKMN04W 00040
240-21987-H-1	079-0007-0001-SO URCEWATER	7470A, 7470A/DOD	T	100 mL	100 mL	5 mL	2.5 mL	8 mL	15 mL

Lab Sample ID	Client Sample ID	Method Chain	Basis	AnalysisComment					
240-21987-H-1	079-0007-0001-SO URCEWATER	7470A, 7470A/DOD	T	DOD - LCG SUPP.					

Batch Notes	
Pipette ID	383364 383366
Digestion Tube/Cup Lot #	122612

Basis	Basis Description
T	Total/NA

The pound sign (#) in the amount added field denotes that the reagent was used undiluted. All calculations are performed using the stated concentration for this reagent.

METALS BATCH WORKSHEET

Lab Name: TestAmerica Canton Job No.: 240-21987-1

SDG No.:

Batch Number: 78670 Batch Start Date: 03/18/13 10:45 Batch Analyst: Girard, Susan

Batch Method: 7470A Batch End Date: 03/18/13 12:45

Lab Sample ID	Client Sample ID	Method Chain	Basis	InitialAmount	FinalAmount	MTH2S04 00012	MTHGCALW 00332	MTHNO3 00044	MTK2S208RGNT 00036
CRA 240-78670/9		7470A, 7470A/DOD		100 mL	100 mL	5 mL	0.2 mL	2.5 mL	8 mL

Lab Sample ID	Client Sample ID	Method Chain	Basis	MTKMN04W 00040					
CRA 240-78670/9		7470A, 7470A/DOD		15 mL					

Batch Notes	
Pipette ID	383364-383366
Digestion Tube/Cup Lot #	122612

Basis	Basis Description

The pound sign (#) in the amount added field denotes that the reagent was used undiluted. All calculations are performed using the stated concentration for this reagent.

METALS BATCH WORKSHEET

Lab Name: TestAmerica Pittsburgh Job No.: 240-21987-1

SDG No.:

Batch Number: 66565 Batch Start Date: 03/18/13 12:30 Batch Analyst: Haluck, Caitlyn

Batch Method: 3005A Batch End Date: 03/18/13 16:30

Lab Sample ID	Client Sample ID	Method Chain	Basis	InitialAmount	FinalAmount	MTAPITTICPMS 00011	MTAPITTMSA 00014	MTAPITTMSC 00018	
MB 180-66565/1		3005A, 6020/DOD		50 mL	50 mL				
LCS 180-66565/2		3005A, 6020/DOD		50 mL	50 mL	0.5 mL	0.5 mL	0.5 mL	
LCSD 180-66565/3		3005A, 6020/DOD		50 mL	50 mL	0.5 mL	0.5 mL	0.5 mL	
240-21987-I-1	079-0007-0001-SO URCEWATER	3005A, 6020/DOD	R	50 mL	50 mL				

Batch Notes	
Batch Comment	METALS A6
First End time	1630
Lot # of hydrochloric acid	2.5ML 735514
Lot # of Nitric Acid	1.0ML 753980
Hot Block ID number	#5
Oven, Bath or Block Temperature 1	94
Pipette ID	L1201611U
Person who witnessed spiking	CH
First Start time	1230
ID number of the thermometer	IP4 (0.0) E1
Digestion Tube/Cup Lot #	1208059
Uncorrected Temperature	94 Celsius

Basis	Basis Description
R	Total Recoverable

The pound sign (#) in the amount added field denotes that the reagent was used undiluted. All calculations are performed using the stated concentration for this reagent.

GENERAL CHEMISTRY

COVER PAGE
GENERAL CHEMISTRY

Lab Name: TestAmerica Canton Job Number: 240-21987-1

SDG No.:

Project: RVAAP - ECC

Client Sample ID	Lab Sample ID
079-0007-0001-SOURCEWATER	240-21987-1

Comments:

COVER PAGE
GENERAL CHEMISTRY

Lab Name: TestAmerica Sacramento Job Number: 240-21987-1

SDG No.:

Project: RVAAP - ECC

Client Sample ID	Lab Sample ID
079-0007-0001-SOURCEWATER	240-21987-1

Comments:

1B-IN
INORGANIC ANALYSIS DATA SHEET
GENERAL CHEMISTRY

Client Sample ID: 079-0007-0001-SOURCEWATER
Lab Sample ID: 240-21987-1
Lab Name: TestAmerica Canton
Job No.: 240-21987-1
SDG ID.:
Matrix: Water
Date Sampled: 03/14/2013 12:00
Reporting Basis: WET
Date Received: 03/14/2013 16:20

Analyte	Result	LOQ	LOD	DL	Units	C	Q	DIL	Method
Cr (VI)	0.0040	0.020	0.0040	0.0020	mg/L	U		1	7196A

1B-IN
INORGANIC ANALYSIS DATA SHEET
GENERAL CHEMISTRY

Client Sample ID: 079-0007-0001-SOURCEWATER
Lab Sample ID: 240-21987-1
Lab Name: TestAmerica Sacramento
Job No.: 240-21987-1
SDG ID.:
Matrix: Water
Date Sampled: 03/14/2013 12:00
Reporting Basis: WET
Date Received: 03/14/2013 16:20

Analyte	Result	LOQ	LOD	DL	Units	C	Q	DIL	Method
Nitrocellulose	1.0	2.0	1.0	0.48	mg/L	U		1	WS-WC-0050

2-IN
CALIBRATION QUALITY CONTROL
GENERAL CHEMISTRY

Lab Name: TestAmerica Canton Job No.: 240-21987-1

SDG No.:

Analyst: AM Batch Start Date: 03/14/2013

Reporting Units: mg/L Analytical Batch No.: 78405

Sample Number	QC Type	Time	Analyte	Result	Spike Amount	(%) Recovery	Limits	Qual	Reagent
6	ICV	17:39	Cr (VI)	0.267	0.250	107	90-110		WCCHROME50PM2_00010
7	ICB	17:40	Cr (VI)	0.0040				U	
14	CCV	17:50	Cr (VI)	0.255	0.250	102	90-110		WCCHROME50PPM_00009
15	CCB	17:51	Cr (VI)	0.0040				U	

Note! Calculations are performed before rounding to avoid round-off errors in calculated results.

FORM II-IN

2-IN
CALIBRATION QUALITY CONTROL
GENERAL CHEMISTRY

Lab Name: TestAmerica Sacramento Job No.: 240-21987-1

SDG No.:

Analyst: JB Batch Start Date: 03/25/2013

Reporting Units: mg/L Analytical Batch No.: 13190

Sample Number	QC Type	Time	Analyte	Result	Spike Amount	(%) Recovery	Limits	Qual	Reagent
8	ICV	12:33	Nitrocellulose	8.31	8.40	99	90-110		WC-353.2-ICV_00020
9	ICB	12:35	Nitrocellulose	1.0				U	
21	CCV	12:59	Nitrocellulose	8.39	8.40	100	90-110		WC-353.2-L4_00014
22	CCB	13:01	Nitrocellulose	1.0				U	

Note! Calculations are performed before rounding to avoid round-off errors in calculated results.

FORM II-IN

3-IN
METHOD BLANK
GENERAL CHEMISTRY

Lab Name: TestAmerica Canton Job No.: 240-21987-1

SDG No.:

Method	Lab Sample ID	Analyte	Result	Qual	Units	LOQ	Dil
Batch ID: 78405	Date: 03/14/2013 17:42						
7196A	MB 240-78405/8	Cr (VI)	0.0040	U	mg/L	0.020	1

FORM III-IN

3-IN
METHOD BLANK
GENERAL CHEMISTRY

Lab Name: TestAmerica Sacramento Job No.: 240-21987-1

SDG No.:

Method	Lab Sample ID	Analyte	Result	Qual	Units	LOQ	Dil
Batch ID: 13190	Date: 03/25/2013 12:47	Prep Batch: 12938	Date: 03/25/2013 08:23				
WS-WC-0050	MB 320-12877/1-B	Nitrocellulose	1.0	U	mg/L	2.0	1

FORM III-IN

5-IN
MATRIX SPIKE SAMPLE RECOVERY
GENERAL CHEMISTRY

Lab Name: TestAmerica Canton Job No.: 240-21987-1

SDG No.:

Matrix: Water

Method	Lab Sample ID	Analyte	Result	C	Unit	Spike Amount	Pct. Rec.	Limits	RPD	RPD Limit	Q
Batch ID: 78405	Date: 03/14/2013 17:46										
7196A	240-21987-1	Cr (VI)	0.0040	U	mg/L						
7196A	240-21987-1 MS	Cr (VI)	0.278		mg/L	0.250	111	41-136			

Calculations are performed before rounding to avoid round-off errors in calculated results.

FORM V-IN

5-IN
MATRIX SPIKE DUPLICATE SAMPLE RECOVERY
GENERAL CHEMISTRY

Lab Name: TestAmerica Canton Job No.: 240-21987-1

SDG No.:

Matrix: Water

Method	Lab Sample ID	Analyte	Result	C	Unit	Spike Amount	Pct. Rec.	Limits	RPD	RPD Limit	Q
Batch ID: 78405	Date: 03/14/2013 17:47										
7196A	240-21987-1 MSD	Cr (VI)	0.255		mg/L	0.250	102	41-136	9	20	

Calculations are performed before rounding to avoid round-off errors in calculated results.

FORM V-IN

5-IN
MATRIX SPIKE SAMPLE RECOVERY
GENERAL CHEMISTRY

Lab Name: TestAmerica Sacramento Job No.: 240-21987-1

SDG No.:

Matrix: Water

Method	Lab Sample ID	Analyte	Result	C	Unit	Spike Amount	Pct. Rec.	Limits	RPD	RPD Limit	Q
Batch ID: 13190	Date: 03/25/2013 12:53		Prep Batch: 12938			Date: 03/25/2013 08:23					
WS-WC-0 050	240-21987-1	Nitrocellulose	1.0	U	mg/L						
WS-WC-0 050	240-21987-1 MS	Nitrocellulose	4.99		mg/L	5.10	98	26-144			

Calculations are performed before rounding to avoid round-off errors in calculated results.

FORM V-IN

5-IN
MATRIX SPIKE DUPLICATE SAMPLE RECOVERY
GENERAL CHEMISTRY

Lab Name: TestAmerica Sacramento Job No.: 240-21987-1

SDG No.:

Matrix: Water

Method	Lab Sample ID	Analyte	Result	C	Unit	Spike Amount	Pct. Rec.	Limits	RPD	RPD Limit	Q
Batch ID: 13190	Date: 03/25/2013 12:55		Prep Batch: 12938			Date: 03/25/2013 08:23					
WS-WC-0 050	240-21987-1 MSD	Nitrocellulose	4.25		mg/L	5.10	83	26-144	16	45	

Calculations are performed before rounding to avoid round-off errors in calculated results.

FORM V-IN

6-IN
DUPLICATE
GENERAL CHEMISTRY

Lab Name: TestAmerica Canton Job No.: 240-21987-1

SDG No.:

Matrix: Water

Method	Client Sample ID	Lab Sample ID	Analyte	Result	Unit	RPD	RPD Limit	Qual
Batch ID: 78405 Date: 03/14/2013 17:48								
7196A	079-0007-0001-SOUR CEWATER	240-21987-1	Cr (VI)	0.0040	mg/L			U
7196A	079-0007-0001-SOUR CEWATER	240-21987-1 DU	Cr (VI)	0.0040	mg/L	NC		U

Calculations are performed before rounding to avoid round-off errors in calculated results.

FORM VI-IN

7A-IN
LAB CONTROL SAMPLE
GENERAL CHEMISTRY

Lab Name: TestAmerica Canton Job No.: 240-21987-1

SDG No.:

Matrix: Water

Method	Lab Sample ID	Analyte	Result	C	Unit	Spike Amount	Pct. Rec.	Limits	RPD	RPD Limit	Q
Batch ID: 78405		Date: 03/14/2013 17:43									
						LCS Source:	WCCHROME50PM2_00010				
7196A	LCS 240-78405/9	Cr (VI)	0.267		mg/L	0.250	107	80-118			

Calculations are performed before rounding to avoid round-off errors in calculated results.

FORM VIIA-IN

7A-IN
LAB CONTROL SAMPLE
GENERAL CHEMISTRY

Lab Name: TestAmerica Sacramento Job No.: 240-21987-1

SDG No.:

Matrix: Water

Method	Lab Sample ID	Analyte	Result	C	Unit	Spike Amount	Pct. Rec.	Limits	RPD	RPD Limit	Q
Batch ID: 13190		Date: 03/25/2013 12:49	Prep Batch: 12938			Date: 03/25/2013 08:23					
						LCS Source: HPNCSP_00007					
WS-WC-0 050	LCS 320-12877/2-B	Nitrocellulose	4.58		mg/L	5.10	90	26-144			

Calculations are performed before rounding to avoid round-off errors in calculated results.

FORM VIIA-IN

7A-IN
METHOD REPORTING LIMIT CHECK
GENERAL CHEMISTRY

Lab Name: TestAmerica Sacramento Job No.: 240-21987-1

SDG No.:

Matrix: Water

Method	Lab Sample ID	Analyte	Result	C	Unit	Spike Amount	Pct. Rec.	Limits	RPD	RPD Limit	Q
Batch ID: 13190		Date: 03/25/2013 12:37									
						LCS Source:	WC-353.2-L1_00019				
WS-WC-0 050	MRL 320-13190/10	Nitrocellulose	1.0	U	mg/L	0.420	98	70-130			
Batch ID: 13190		Date: 03/25/2013 12:57									
						LCS Source:	WC-353.2-L1_00019				
WS-WC-0 050	MRL 320-13190/20	Nitrocellulose	1.0	U	mg/L	0.420	102	70-130			

Calculations are performed before rounding to avoid round-off errors in calculated results.

FORM VIIA-IN

9-IN
DETECTION LIMITS
GENERAL CHEMISTRY

Lab Name: TestAmerica Canton Job Number: 240-21987-1

SDG Number:

Matrix: Water Instrument ID: BERT

Method: 7196A DL Date: 01/27/2010 16:58

Analyte	Wavelength/ Mass	LOQ (mg/L)	DL (mg/L)
Cr (VI)		0.02	0.002

FORM IX - IN

9-IN
CALIBRATION BLANK DETECTION LIMITS
GENERAL CHEMISTRY

Lab Name: TestAmerica Canton Job Number: 240-21987-1

SDG Number:

Matrix: Water Instrument ID: BERT

Method: 7196A XMDL Date: 01/27/2010 16:59

Analyte	Wavelength/ Mass	XRL (mg/L)	XMDL (mg/L)
Cr (VI)		0.02	0.002

9-IN
DETECTION LIMITS
GENERAL CHEMISTRY

Lab Name: TestAmerica Sacramento Job Number: 240-21987-1

SDG Number:

Matrix: Water Instrument ID: FS4

Method: WS-WC-0050 DL Date: 03/15/2011 14:37

Prep Method: 353 (NCell-Hyd)

Analyte	Wavelength/ Mass	LOQ (mg/L)	DL (mg/L)
Nitrocellulose		2	0.475

FORM IX - IN

9-IN
CALIBRATION BLANK DETECTION LIMITS
GENERAL CHEMISTRY

Lab Name: TestAmerica Sacramento Job Number: 240-21987-1

SDG Number:

Matrix: Water Instrument ID: FS4

Method: WS-WC-0050 XMDL Date: 03/15/2011 14:36

Analyte	Wavelength/ Mass	XRL (mg/L)	XMDL (mg/L)
Nitrocellulose		2	0.475

FORM IX - IN

11-IN
LINEAR RANGES
GENERAL CHEMISTRY

Lab Name: TestAmerica Sacramento Job No: 240-21987-1

SDG No.:

Instrument ID: FS4 Date: 07/31/2011 19:29

Analyte	Integ. Time (Sec.)	Concentration (mg/L)	Method
Nitrocellulose		16.8	WS-WC-0050

12-IN
PREPARATION LOG
GENERAL CHEMISTRY

Lab Name: TestAmerica Sacramento Job No.: 240-21987-1

SDG No.:

Prep Method: 353 (NCell-Hyd)

Lab Sample ID	Preparation Date	Prep Batch	Initial Weight	Initial Volume (mL)	Final Volume (mL)
MB 320-12877/1-B	03/25/2013 08:23	12938		50	40
LCS 320-12877/2-B	03/25/2013 08:23	12938		50	40
240-21987-1	03/25/2013 08:23	12938		50	40
240-21987-1 MS	03/25/2013 08:23	12938		50	40
240-21987-1 MSD	03/25/2013 08:23	12938		50	40

FORM XII-IN

13-IN
ANALYSIS RUN LOG
GENERAL CHEMISTRY

Lab Name: TestAmerica Canton Job No.: 240-21987-1

SDG No.:

Instrument ID: BERT Method: 7196A

Start Date: 03/14/2013 17:32 End Date: 03/14/2013 17:51

Lab Sample ID	D/F	Type	Time	Analytes																			
				Cr6																			
IC 240-78405/1			17:32	X																			
IC 240-78405/2			17:34	X																			
IC 240-78405/3			17:35	X																			
IC 240-78405/4			17:36	X																			
IC 240-78405/5			17:38	X																			
ICV 240-78405/6	1		17:39	X																			
ICB 240-78405/7	1		17:40	X																			
MB 240-78405/8	1	T	17:42	X																			
LCS 240-78405/9	1	T	17:43	X																			
240-21987-1	1	T	17:44	X																			
240-21987-1 MS	1	T	17:46	X																			
240-21987-1 MSD	1	T	17:47	X																			
240-21987-1 DU	1	T	17:48	X																			
CCV 240-78405/14	1		17:50	X																			
CCB 240-78405/15	1		17:51	X																			

Prep Types
T = Total/NA

13-IN
ANALYSIS RUN LOG
GENERAL CHEMISTRY

Lab Name: TestAmerica Sacramento Job No.: 240-21987-1

SDG No.:

Instrument ID: FS4 Method: WS-WC-0050

Start Date: 03/25/2013 12:19 End Date: 03/25/2013 15:18

Lab Sample ID	D/F	Type	Time	Analytes																			
				NCL																			
ZZZZZZ			12:19																				
STD5 320-13190/2 IC			12:21	X																			
STD4 320-13190/3 IC			12:23	X																			
STD3 320-13190/4 IC			12:25	X																			
STD2 320-13190/5 IC			12:27	X																			
STD1 320-13190/6 IC			12:29	X																			
STD0 320-13190/7 IC			12:31	X																			
ICV 320-13190/8	1		12:33	X																			
ICB 320-13190/9	1		12:35	X																			
MRL 320-13190/10	1	T	12:37	X																			
ZZZZZZ			12:39																				
ZZZZZZ			12:41																				
ZZZZZZ			12:43																				
ZZZZZZ			12:45																				
MB 320-12877/1-B	1	T	12:47	X																			
LCS 320-12877/2-B	1	T	12:49	X																			
240-21987-1	1	T	12:51	X																			
240-21987-1 MS	1	T	12:53	X																			
240-21987-1 MSD	1	T	12:55	X																			
MRL 320-13190/20	1	T	12:57	X																			
CCV 320-13190/21	1		12:59	X																			
CCB 320-13190/22	1		13:01	X																			
ZZZZZZ			13:03																				
ZZZZZZ			13:05																				
ZZZZZZ			13:07																				
ZZZZZZ			13:09																				
ZZZZZZ			13:11																				
ZZZZZZ			13:13																				
ZZZZZZ			13:15																				
ZZZZZZ			13:17																				
ZZZZZZ			13:19																				
ZZZZZZ			13:21																				
ZZZZZZ			13:23																				
ZZZZZZ			13:25																				
CCV 320-13190/35			13:27																				
CCB 320-13190/36			13:29																				
ZZZZZZ			13:31																				
ZZZZZZ			13:33																				
ZZZZZZ			13:35																				
ZZZZZZ			13:37																				
ZZZZZZ			13:39																				
ZZZZZZ			13:41																				

13-IN
ANALYSIS RUN LOG
GENERAL CHEMISTRY

Lab Name: TestAmerica Sacramento Job No.: 240-21987-1

SDG No.:

Instrument ID: FS4 Method: WS-WC-0050

Start Date: 03/25/2013 12:19 End Date: 03/25/2013 15:18

Lab Sample ID	D/F	Type	Time	Analytes																			
				NCL																			
CCV 320-13190/43			13:43																				
CCB 320-13190/44			13:45																				
ZZZZZZ			13:47																				
ZZZZZZ			13:49																				
ZZZZZZ			13:51																				
ZZZZZZ			13:53																				
ZZZZZZ			13:55																				
ZZZZZZ			13:57																				
ZZZZZZ			13:59																				
ZZZZZZ			14:01																				
ZZZZZZ			14:03																				
ZZZZZZ			14:05																				
ZZZZZZ			14:07																				
CCV 320-13190/56			14:09																				
CCB 320-13190/57			14:11																				
ZZZZZZ			14:13																				
ZZZZZZ			14:15																				
ZZZZZZ			14:17																				
ZZZZZZ			14:19																				
ZZZZZZ			14:21																				
ZZZZZZ			14:23																				
ZZZZZZ			14:25																				
ZZZZZZ			14:27																				
ZZZZZZ			14:29																				
ZZZZZZ			14:31																				
ZZZZZZ			14:33																				
CCV 320-13190/69			14:35																				
CCB 320-13190/70			14:37																				
ZZZZZZ			14:39																				
ZZZZZZ			14:41																				
ZZZZZZ			14:43																				
ZZZZZZ			14:45																				
ZZZZZZ			14:47																				
CCV 320-13190/76			14:49																				
CCB 320-13190/77			14:51																				
ZZZZZZ			14:53																				
ZZZZZZ			15:04																				
ZZZZZZ			15:06																				
ZZZZZZ			15:08																				
ZZZZZZ			15:10																				
ZZZZZZ			15:12																				
CCV 320-13190/84			15:14																				

13-IN
ANALYSIS RUN LOG
GENERAL CHEMISTRY

Lab Name: TestAmerica Sacramento Job No.: 240-21987-1

SDG No.:

Instrument ID: FS4 Method: WS-WC-0050

Start Date: 03/25/2013 12:19 End Date: 03/25/2013 15:18

Lab Sample ID	D/F	Type	Time	Analytes																			
				NCL																			
CCB 320-13190/85			15:16																				
ZZZZZZ			15:18																				

Prep Types
T = Total/NA

Peak Table:Nitrate/Nitrite

File name: Z:\GENCHEM\ALPKEM~2\2013\NITROC~1\032513A.RST
Date: 25-Mar-13
Operator: jb

Peak	Cup	Name	R	Type	Dil	Wt	Height	Calc. (ppm)	Flags
1	102	sync	1	SYNC	1	1	247830	2.038347	
B	0	Baseline	1	RB	1	1	0	-0.000760	BL
3	102	Cal 5	1	C	1	1	242283	1.992711	
4	103	Cal 4	1	C	1	1	123784	1.017714	
5	104	Cal 3	1	C	1	1	47837	0.392838	
6	105	Cal 2	1	C	1	1	24272	0.198943	
7	106	Cal 1	1	C	1	1	6021	0.048782	
8	0	Cal 0	1	C	1	1	-28	-0.000989	LO
9	107	ICV	1	U	1	1	120322	0.989236	
10	0	BLANK/ICB	1	BLNK	1	1	76	-0.000133	LO
11	106	MRL	1	U	1	1	6090	0.049352	
12	108	NO2 1PPM	1	U	1	1	123273	1.013514	
13	109	NO3 1PPM	1	U	1	1	118230	0.972016	
14	0	Blank	1	BLNK	1	1	29	-0.000520	LO
B	0	Baseline	1	RB	1	1	0	-0.000760	BL
16	113	mb 320-12877/1-b 1	U		1	1	2408	0.019055	
17	114	lcs 320-12877/2-b 1	U		1	1	165636	1.362067	
18	115	240-21987-a-1-d 1	U		1	1	2771	0.022037	
19	116	240-21987-a-1-e ms 1	U		1	1	180436	1.483840	
20	117	240-21987-a-1-f msd 1	U		1	1	153701	1.263870	
21	106	MRL	1	U	1	1	6259	0.050741	
22	103	CCV	1	U	1	1	121568	0.999488	
23	0	Blank	1	BLNK	1	1	57	-0.000295	LO
B	0	Baseline	1	RB	1	1	0	-0.000760	BL
25	118	640-42770-a-1-d 1	U		1	1	2518	0.019961	
26	119	640-42770-a-1-e ms 1	U		1	1	130835	1.075732	
27	120	640-42770-a-1-f msd 1	U		1	1	166482	1.369031	
28	121	640-42770-a-2-b 1	U		1	1	1816	0.014185	
29	122	640-42770-a-3-b 1	U		1	1	2125	0.016725	
30	123	640-42770-a-4-b 1	U		1	1	2141	0.016852	
31	124	640-42770-a-5-b 1	U		1	1	2319	0.018324	
32	125	320-2051-a-1-d 1	U		1	1	4270	0.034377	
33	126	320-2051-a-1-e ms 1	U		1	1	164263	1.350770	
34	127	320-2051-a-1-f msd 1	U		1	1	158352	1.302137	
35	106	MRL	1	U	1	1	6571	0.053302	
36	103	CCV	1	U	1	1	120432	0.990138	
37	0	BLANK	1	BLNK	1	1	118	0.000213	
B	0	Baseline	1	RB	1	1	0	-0.000760	BL
39	128	320-2051-a-2-b	1	U	1	1	1766	0.013770	
40	129	320-2064-a-1-b	1	U	1	1	2014	0.015809	
41	130	320-2064-a-2-b	1	U	1	1	1530	0.011832	
42	131	320-2064-a-3-b	1	U	1	1	1684	0.013095	
43	106	MRL	1	U	1	1	6223	0.050445	
44	103	CCV	1	U	1	1	121301	0.997288	
45	0	BLANK	1	BLNK	1	1	75	-0.000141	LO
B	0	Baseline	1	RB	1	1	0	-0.000760	BL
47	132	MB 320-12813/1-B 1	U		1	1	4833	0.039005	
48	133	LCS 320-12813/2-B 1	U		1	1	103210	0.848434	
49	134	320-2036-A-1-B	1	U	1	1	6611	0.053633	
50	135	320-2036-A-2-B	1	U	1	1	9007	0.073352	
51	136	320-2036-A-3-B	1	U	1	1	15811	0.129332	
52	137	320-2036-A-4-B	1	U	1	1	16252	0.132962	
53	138	320-2036-A-5-D	1	U	1	1	6808	0.055257	
54	139	320-2036-A-5-E MS 1	U		1	1	75395	0.619578	
55	140	320-2036-A-5-F MSD 1	U		1	1	76104	0.625417	
56	141	320-2036-A-6-B	1	U	1	1	3029	0.024164	
57	103	CCV	1	U	1	1	122847	1.010009	
58	0	BLANK	1	BLNK	1	1	11	-0.000672	LO
B	0	Baseline	1	RB	1	1	0	-0.000760	BL
60	142	320-2036-A-7-B	1	U	1	1	4971	0.040142	
61	143	320-2036-A-8-B	1	U	1	1	4212	0.033895	
62	144	320-2036-A-9-B	1	U	1	1	5017	0.040523	
63	145	320-2036-A-10-B	1	U	1	1	4409	0.035513	
64	146	320-2036-A-11-B	1	U	1	1	6981	0.056679	
65	147	320-2036-A-12-B	1	U	1	1	10363	0.084505	
66	148	320-2036-A-13-B	1	U	1	1	4320	0.034788	
67	149	320-2036-A-14-B	1	U	1	1	6103	0.049454	
68	150	320-2036-A-15-B	1	U	1	1	5604	0.045351	
69	151	320-2036-A-16-B	1	U	1	1	154259	1.268464	
70	103	CCV	1	U	1	1	120514	0.990814	

Peak	Cup	Name	R	Type	Dil	Wt	Height	Calc. (ppm)	Flags
71	0	BLANK	1	BLNK	1	1	119	0.000220	
B	0	Baseline	1	RB	1	1	0	-0.000760	BL
73	152	320-2036-A-17-B	1	U	1	1	4565	0.036800	
74	153	320-2036-A-18-D	1	U	1	1	5292	0.042783	
75	154	320-2036-A-18-E	MS 1	U	1	1	74878	0.615325	
76	155	320-2036-A-18-F	MSD 1	U	1	1	79723	0.655186	
77	103	CCV	1	U	1	1	122186	1.004569	
78	0	BLANK	1	BLNK	1	1	11	-0.000671	LO
B	0	Baseline	1	RB	1	1	0	-0.000760	BL
80	0	BLANK	1	BLNK	1	1	-5	-0.000797	LO
B	0	Baseline	1	RB	1	1	0	-0.000760	BL
82	156	320-2035-a-20	1	U	1	1	32188	0.264082	
83	157	ms 320-2035-a-20	1	U	1	1	109827	0.902885	
84	158	msd 320-2035-a-20	1	U	1	1	113080	0.929648	
85	103	CCV	1	U	1	1	122008	1.003104	
86	0	BLANK	1	BLNK	1	1	19	-0.000602	LO
B	0	Baseline	1	RB	1	1	0	-0.000760	BL

Report Results by Sample
Result path: Z:\GENCHEM\ALPKEM~2\2013\NITROC~1\032513A.RST
Sample table path: Z:\GENCHEM\ALPKEM~2\2013\NITROC~1\032513a.tbl
Method path: Y:\no3_no2.mth
Date acquired: 25-Mar-13
Time acquired: 15:23

Facility Name:
Facility Location:
Department:

Operator Name: jb
Operator ID: jb

Platform: FS III/IV
Software Rev Code: 210
Data system ID: 57

Channel: 1
Analysis: Nitrate/Nitrite
CAS Number:
Methodology: NO2+NO3-353.2/N02-353.2/WS-WC-0050

	Temp	Warmup	Run time	Reps
rack 1	Off	1134:03:50	1:38:15	14
rack 2	Off	1134:03:50	1:38:15	14
rack 3	Off	1134:03:50	1:38:15	14

Notes

Cup	Name	S	1:Time	1:Value	1:S
0	Baseline	C	12:19:11	0.00	[C]
102	Cal 5	C	12:21:11	1.99	[C]
103	Cal 4	C	12:23:11	1.02	[C]
104	Cal 3	C	12:25:11	0.39	[C]
105	Cal 2	C	12:27:11	0.20	[C]
106	Cal 1	C	12:29:12	0.05	[C]
0	Cal 0	C	12:31:12	0.00	[C]
107	ICV	-	12:33:12	0.99	[-]
0	BLANK/ICB	C	12:35:12	0.00	[C]
106	MRL	-	12:37:12	0.05	[-]
108	NO2 1PPM	-	12:39:13	1.01	[-]
109	NO3 1PPM	-	12:41:13	0.97	[-]
0	Blank	C	12:43:13	0.00	[C]
0	Baseline	C	12:45:13	0.00	[C]
113	mb 320-12877/1-b	-	12:47:13	0.02	[-]
114	lcs 320-12877/2-b	-	12:49:13	1.36	[-]
115	240-21987-a-1-d	-	12:51:14	0.02	[-]
116	240-21987-a-1-e ms	-	12:53:14	1.48	[-]
117	240-21987-a-1-f msd	-	12:55:14	1.26	[-]
106	MRL	-	12:57:14	0.05	[-]
103	CCV	-	12:59:14	1.00	[-]
0	Blank	C	13:01:14	0.00	[C]
0	Baseline	C	13:03:15	0.00	[C]
118	640-42770-a-1-d	-	13:05:15	0.02	[-]
119	640-42770-a-1-e ms	-	13:07:15	1.08	[-]
120	640-42770-a-1-f msd	-	13:09:15	1.37	[-]
121	640-42770-a-2-b	-	13:11:15	0.01	[-]
122	640-42770-a-3-b	-	13:13:15	0.02	[-]
123	640-42770-a-4-b	-	13:15:16	0.02	[-]
124	640-42770-a-5-b	-	13:17:16	0.02	[-]
125	320-2051-a-1-d	-	13:19:16	0.03	[-]
126	320-2051-a-1-e ms	-	13:21:16	1.35	[-]
127	320-2051-a-1-f msd	-	13:23:16	1.30	[-]
106	MRL	-	13:25:16	0.05	[-]
103	CCV	-	13:27:17	0.99	[-]
0	BLANK	C	13:29:17	0.00	[C]
0	Baseline	C	13:31:17	0.00	[C]
128	320-2051-a-2-b	-	13:33:17	0.01	[-]
129	320-2064-a-1-b	-	13:35:17	0.02	[-]
130	320-2064-a-2-b	-	13:37:18	0.01	[-]
131	320-2064-a-3-b	-	13:39:18	0.01	[-]
106	MRL	-	13:41:18	0.05	[-]
103	CCV	-	13:43:18	1.00	[-]
0	BLANK	C	13:45:18	0.00	[C]
0	Baseline	C	13:47:18	0.00	[C]
132	MB 320-12813/1-B	-	13:49:19	0.04	[-]
133	LCS 320-12813/2-B	-	13:51:19	0.85	[-]
134	320-2036-A-1-B	-	13:53:19	0.05	[-]
135	320-2036-A-2-B	-	13:55:19	0.07	[-]
136	320-2036-A-3-B	-	13:57:19	0.13	[-]
137	320-2036-A-4-B	-	13:59:19	0.13	[-]
138	320-2036-A-5-D	-	14:01:20	0.06	[-]
139	320-2036-A-5-E MS	-	14:03:20	0.62	[-]
140	320-2036-A-5-F MSD	-	14:05:20	0.63	[-]
141	320-2036-A-6-B	-	14:07:20	0.02	[-]
103	CCV	-	14:09:20	1.01	[-]
0	BLANK	C	14:11:20	0.00	[C]
0	Baseline	C	14:13:21	0.00	[C]
142	320-2036-A-7-B	-	14:15:21	0.04	[-]
143	320-2036-A-8-B	-	14:17:21	0.03	[-]
144	320-2036-A-9-B	-	14:19:21	0.04	[-]
145	320-2036-A-10-B	-	14:21:21	0.04	[-]
146	320-2036-A-11-B	-	14:23:22	0.06	[-]
147	320-2036-A-12-B	-	14:25:22	0.08	[-]
148	320-2036-A-13-B	-	14:27:22	0.03	[-]
149	320-2036-A-14-B	-	14:29:22	0.05	[-]
150	320-2036-A-15-B	-	14:31:22	0.05	[-]
151	320-2036-A-16-B	-	14:33:22	1.27	[-]
103	CCV	-	14:35:23	0.99	[-]
0	BLANK	C	14:37:23	0.00	[C]
0	Baseline	C	14:39:23	0.00	[C]
152	320-2036-A-17-B	-	14:41:23	0.04	[-]
153	320-2036-A-18-D	-	14:43:23	0.04	[-]
154	320-2036-A-18-E MS	-	14:45:23	0.62	[-]
155	320-2036-A-18-F MSD	-	14:47:24	0.66	[-]
103	CCV	-	14:49:24	1.00	[-]

0	BLANK	C	14:51:24	0.00	[C]
0	Baseline	C	14:53:24	0.00	[C]
0	BLANK	C	15:04:13	0.00	[C]
0	Baseline	C	15:06:13	0.00	[C]
156	320-2035-a-20	-	15:08:13	0.26	[-]
157	ms 320-2035-a-20	-	15:10:14	0.90	[-]
158	msd 320-2035-a-20	-	15:12:14	0.93	[-]
103	CCV	-	15:14:14	1.00	[-]
0	BLANK	C	15:16:14	0.00	[C]
0	Baseline	C	15:18:14	0.00	[C]

Nitrate/Nitrite:Calibration 1: Peak 3-87

File name: Z:\GENCHEM\ALPKEM~2\2013\NITROC~1\032513A.RST
Date: 25-Mar-13
Operator: jb

*	Name	Conc	Height
*	Cal 5	2.000000	242283.109375
*	Cal 4	1.000000	123783.609375
*	Cal 3	0.400000	47837.187500
*	Cal 2	0.200000	24271.509766
*	Cal 1	0.050000	6021.231934
*	Cal 0	0.000000	-27.888397

Calib Coef:
y=bx+a
a: (intercept) 9.2314e+01
b: 1.2154e+05

Corr Coef: 0.999929

Carryover: n/a

No Drift Peaks

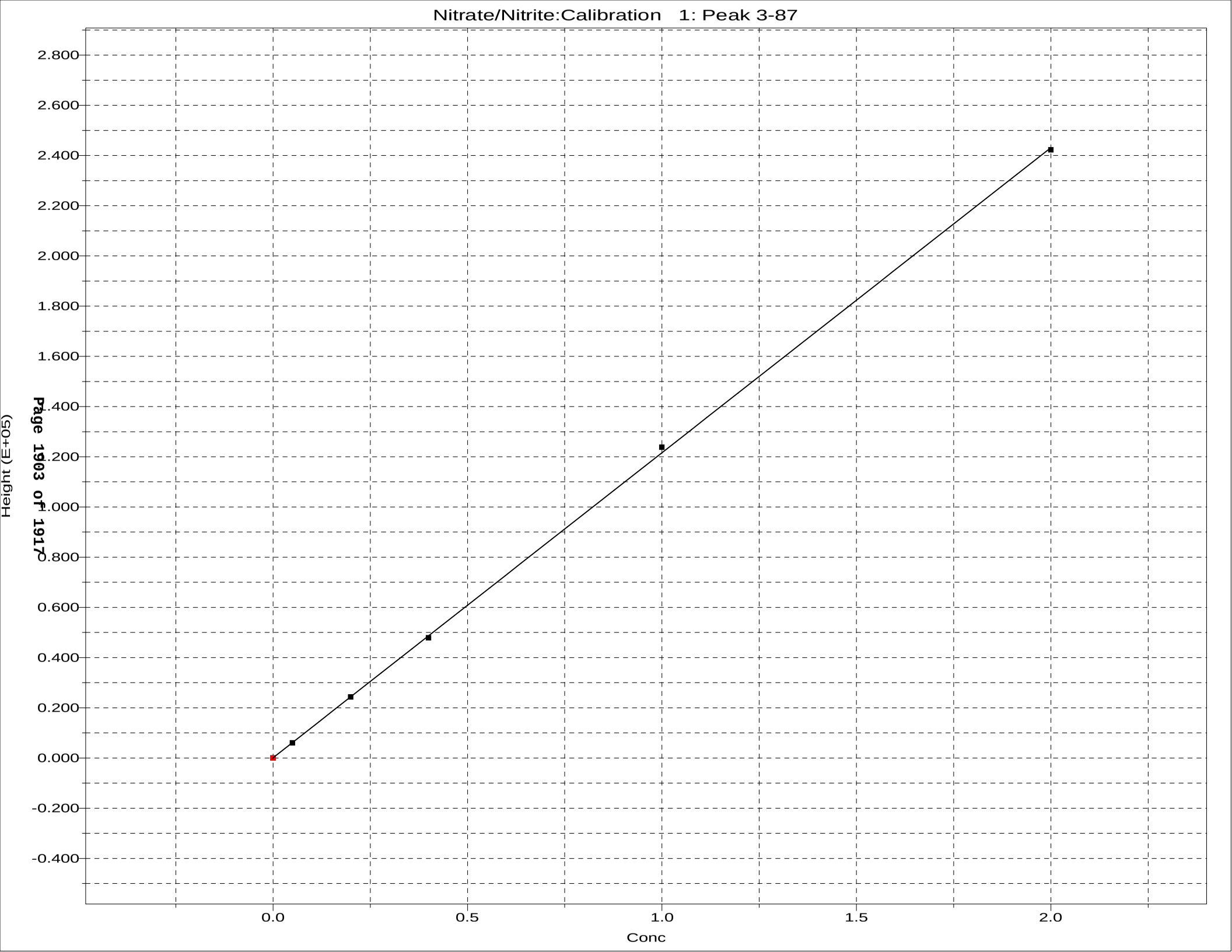
Nitrate/Nitrite:Calibration 1: Peak 3-87
Height (E+05)
2.800
2.600
2.400
2.200
2.000
1.800
1.600
1.400
1.200
1.000
0.800
0.600
0.400
0.200
0.000
-0.200
-0.400
0.0
0.5
1.0
1.5
2.0
Conc

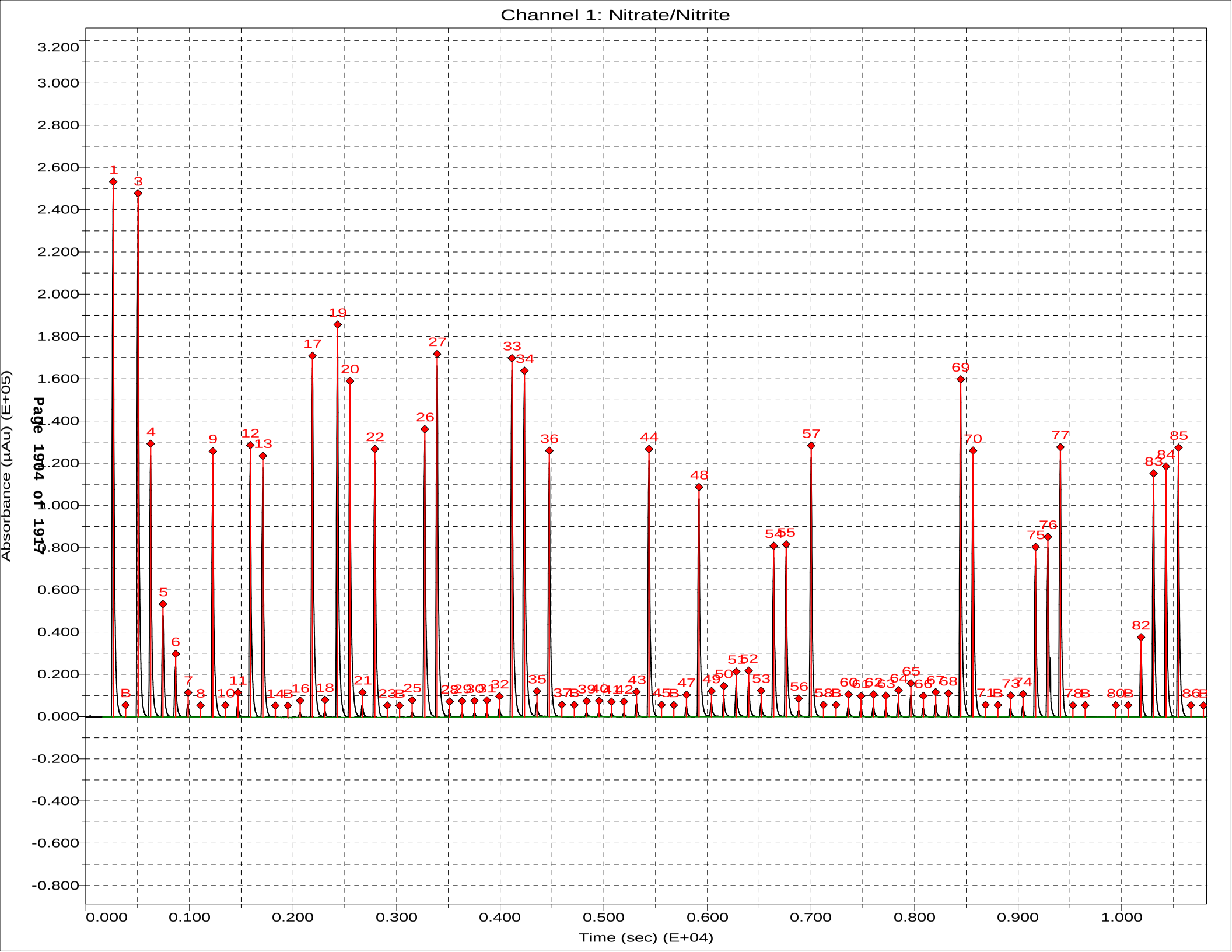
Channel 1: Nitrate/Nitrite
Absorbance (µAu) (E+05)
Time (sec) (E+04)
Page 19 of 19

TestAmerica

THE LEADER IN ENVIRONMENTAL TESTING

Level I and Level II Review Checklist
General Chemistry

Instrument ID F54		WS-WC-0050 NCell Solid	
Batch 13190	File # 032513A	Date 3/25/13	Analyst B
Lot Numbers 240-21987, 640-42770, 320-2051, 320-2064, 320-2036			

	YES	NO	NA
LEVEL 1 Review:			
1. Samples properly preserved/verified	✓		
2. Run setup meets Std criteria (Curve, ICV/ICB, CCV etc.)	✓		
3. Calibration criteria met (R=0.995, R^2=0.990)	✓		
4. Interception criteria for quadratic fits + or – ½ the RL			✓
5. Second source std in control	✓		
6. Batch QC in control (LCS,MB,MS/MSD,DCS if necessary)	✓		
7. Calculations checked	✓		
8. QAS/QAPP consulted for client specific requirements	✓		
9. Standard trakcing #'s recorded on runlog/benchsheet	✓		
10. Manual integration performed, documented & approved			✓
11. Copy of run log included with data package	✓		
12. Copy of conductivity screen logbook (314.0 only)			✓
LEVEL 1 Data Review:			
1. Benchsheet complete	✓		
2. QAS/QAPP Consulted for client specific data entry	✓		
3. Copy of prep sheet/checklist submitted	✓		
4. NCM(s) submitted			✓

COMMENTS: _____

REVIEWED BY: [signature]	DATA ENTERED BY:
DATE: 3/28/13	DATE: B 3/26/13

GENERAL CHEMISTRY BATCH WORKSHEET

Lab Name: TestAmerica Canton Job No.: 240-21987-1

SDG No.:

Batch Number: 78405 Batch Start Date: 03/14/13 17:32 Batch Analyst: Martin, Aaron

Batch Method: 7196A Batch End Date: 03/14/13 17:53

Lab Sample ID	Client Sample ID	Method Chain	Basis	FinalAmount	ColorBlk	UnCorResp	CalcMsg	WCCHROME50PM2 00010	WCCHROME50PPM 00009
IC 240-78405/1		7196A		50 mL		0.004 Absorbance	OK w/o Correction		0.005 mL
IC 240-78405/2		7196A		50 mL		0.009 Absorbance	OK w/o Correction		0.01 mL
IC 240-78405/3		7196A		50 mL		0.082 Absorbance	OK w/o Correction		0.1 mL
IC 240-78405/4		7196A		50 mL		0.204 Absorbance	OK w/o Correction		0.25 mL
IC 240-78405/5		7196A		50 mL		0.395 Absorbance	OK w/o Correction		0.5 mL
ICV 240-78405/6		7196A		50 mL		0.213 Absorbance	OK w/o Correction	0.25 mL	
ICB 240-78405/7		7196A		50 mL		0.000 Absorbance	OK w/o Correction		
MB 240-78405/8		7196A		50 mL		0.00 Absorbance	OK w/o Correction		
LCS 240-78405/9		7196A		50 mL		0.213 Absorbance	OK w/o Correction	0.25 mL	
240-21987-G-1	079-0007-0001-SOURCEWATER	7196A	T	50 mL	0.002 Absorbance	0.002 Absorbance	OK		
240-21987-G-1 MS	079-0007-0001-SOURCEWATER	7196A	T	50 mL	0.002 Absorbance	0.224 Absorbance	OK	0.25 mL	
240-21987-G-1 MSD	079-0007-0001-SOURCEWATER	7196A	T	50 mL	0.002 Absorbance	0.206 Absorbance	OK	0.25 mL	
240-21987-G-1 DU	079-0007-0001-SOURCEWATER	7196A	T	50 mL	0.003 Absorbance	0.003 Absorbance	OK		
CCV 240-78405/14		7196A		50 mL		0.204 Absorbance	OK w/o Correction		0.25 mL
CCB 240-78405/15		7196A		50 mL		0.000 Absorbance	OK w/o Correction		

Batch Notes	
Batch Comment	Beakers: 871931
Spectrophotometer Cell Path Length	1 cm
Color Reagent ID Number	882490
Pipette ID	377822
Sulfuric Acid Reagent ID Number	850810

The pound sign (#) in the amount added field denotes that the reagent was used undiluted. All calculations are performed using the stated concentration for this reagent.

GENERAL CHEMISTRY BATCH WORKSHEET

Lab Name: TestAmerica Canton Job No.: 240-21987-1

SDG No.:

Batch Number: 78405 Batch Start Date: 03/14/13 17:32 Batch Analyst: Martin, Aaron

Batch Method: 7196A Batch End Date: 03/14/13 17:53

Basis	Basis Description
T	Total/NA

The pound sign (#) in the amount added field denotes that the reagent was used undiluted. All calculations are performed using the stated concentration for this reagent.

GENERAL CHEMISTRY BATCH WORKSHEET

Lab Name: TestAmerica Sacramento Job No.: 240-21987-1

SDG No.:

Batch Number: 12877 Batch Start Date: 03/22/13 13:30 Batch Analyst: Reed, Jonathan E

Batch Method: 353.2 (NCell) Batch End Date: 03/23/13 23:00

Lab Sample ID	Client Sample ID	Method Chain	Basis	InitialAmount	FinalAmount	HPNCSP 00007			
MB 320-12877/1		353.2 (NCell), 353 (NCell-Hyd), WS-WC-0050		100.00 mL	50.00 mL				
LCS 320-12877/2		353.2 (NCell), 353 (NCell-Hyd), WS-WC-0050		100.00 mL	50.00 mL	1 mL			
240-21987-A-1	079-0007-0001-SOURCEWATER	353.2 (NCell), 353 (NCell-Hyd), WS-WC-0050	T	100.00 mL	50.00 mL				
240-21987-A-1 MS	079-0007-0001-SOURCEWATER	353.2 (NCell), 353 (NCell-Hyd), WS-WC-0050	T	100.00 mL	50.00 mL	1 mL			
240-21987-A-1 MSD	079-0007-0001-SOURCEWATER	353.2 (NCell), 353 (NCell-Hyd), WS-WC-0050	T	100.00 mL	50.00 mL	1 mL			

Batch Notes	
Acetone Lot #	0000010624
Centrifuge Tube	2174983
Membrane Filter	r2ja47614
Millipore Water Dispense Date	3/21/13

Basis	Basis Description
T	Total/NA

The pound sign (#) in the amount added field denotes that the reagent was used undiluted. All calculations are performed using the stated concentration for this reagent.

GENERAL CHEMISTRY BATCH WORKSHEET

Lab Name: TestAmerica Sacramento Job No.: 240-21987-1

SDG No.:

Batch Number: 12938 Batch Start Date: 03/25/13 05:40 Batch Analyst: Phan, Tuan

Batch Method: 353 (NCell-Hyd) Batch End Date: 03/25/13 08:50

Lab Sample ID	Client Sample ID	Method Chain	Basis	InitialAmount	FinalAmount				
MB 320-12877/1-A		353 (NCell-Hyd), WS-WC-0050		50 mL	40 mL				
LCS 320-12877/2-A		353 (NCell-Hyd), WS-WC-0050		50 mL	40 mL				
240-21987-A-1-A	079-0007-0001-SO URCEWATER	353 (NCell-Hyd), WS-WC-0050	T	50 mL	40 mL				
240-21987-A-1-B MS	079-0007-0001-SO URCEWATER	353 (NCell-Hyd), WS-WC-0050	T	50 mL	40 mL				
240-21987-A-1-C MSD	079-0007-0001-SO URCEWATER	353 (NCell-Hyd), WS-WC-0050	T	50 mL	40 mL				

Batch Notes	
0.45 Filter Vendor/Lot	MILLIPORE R2DA02309
Centrifuge Tube	2174983
Sulfuric Acid Lot Number	Sulfuric Acid_00001
Millipore Water Dispense Date	3/21/13
NaOH Lot #	1NNaOH_00001

Basis	Basis Description
T	Total/NA

The pound sign (#) in the amount added field denotes that the reagent was used undiluted. All calculations are performed using the stated concentration for this reagent.

GENERAL CHEMISTRY BATCH WORKSHEET

Lab Name: TestAmerica Sacramento Job No.: 240-21987-1

SDG No.:

Batch Number: 13190 Batch Start Date: 03/25/13 12:19 Batch Analyst: Baynes, Jason

Batch Method: WS-WC-0050 Batch End Date: 03/25/13 15:18

Lab Sample ID	Client Sample ID	Method Chain	Basis	WC-353.2-ICV 00020	WC-353.2-L1 00019	WC-353.2-L4 00014			
ICV 320-13190/8		WS-WC-0050		# mL					
MRL 320-13190/10		WS-WC-0050			# mL				
MRL 320-13190/20		WS-WC-0050			# mL				
CCV 320-13190/21		WS-WC-0050				# mL			

Batch Notes	
Nitrocellulose Assay	0.119
Color Reagent 1 ID	4525-WC-20-4 e. 5/31/13
NO2/NO3 Indicator ID #	4525-WC-18-6 e. 5/16/13

Basis	Basis Description

The pound sign (#) in the amount added field denotes that the reagent was used undiluted. All calculations are performed using the stated concentration for this reagent.

Subcontract Data

Shipping and Receiving Documents

Chain of Custody Record

TestAmerica
THE LEADER IN ENVIRONMENTAL TESTING

TestAmerica Laboratory location: _____
Regulatory program: ☐ DW ☐ NPDES ☐ RCRA ☐ Other _____

TestAmerica Laboratories, Inc.

Client Contact			
Company Name: ECC	Client Project Manager: A. EASTERDAY	Site Contact: J. DONOVAN	Lab Contact: MARK LOEB
Address: 33 BOSTON POST RD WEST #420	Telephone:	Telephone: 508-509-1784	Telephone:
City/State/Zip: MARLBORO, MA 01752	Email:		
Phone:			
Project Name: RAVENNA	Method of Shipment/Carrier: LAB PICK UP		
Project Number:	Shipping/Tracking No:		
P O #			

COC No: 048788
1 of 1 COCs

Analysis Turnaround Time (in BUS days)
TAT if different from below _____
☐ 3 weeks
☐ 2 weeks
☐ 1 week
☒ ~~2 days~~ 5 DAY
☐ 1 day

For lab use only
Walk-in client ☐
Lab pickup ☐
Lab sampling ☐
Job/SDG No:

Sample Identification	Sample Date	Sample Time	Matrix: Air	Aqueous	Sediment	Solid	Other:	Containers & Preservatives: H2SO4	HNO3	HCl	NaOH	ZnAc/NaOH	Unpres	Other:	Filtered Sample (Y/N)	Composite C/Grab G	TAL METALS	EXPLOSIVES	PARAMETERS	HERBICIDE	PCB/PESTICIDES	SVOC	TPH/DRO	TPH/GRO	HEX CHROM	VOC	Sample Specific Notes / Special Instructions:
079-0007-0001-SOURCE WATER	3/14/13	1200		X					X	X			X				X	X	X	X	X	X	X	X	X	X	
079-0008-0001-TB TRIP BLANK	↓	0800		X						X																X	
079-0009-0001-TB TRIP BLANK	↓	0800		X						X														X			

240-21987 Chain of Custody

Possible Hazard Identification
☐ Non-Hazard ☐ Flammable ☐ Skin Irritant ☐ Poison B ☐ Unknown

Sample Disposal (A fee may be assessed if samples are retained longer than 1 month)
☐ Return to Client ☒ Disposal By Lab ☐ Archive For _____ Months

Special Instructions/QC Requirements & Comments:

Relinquished by:	Company:	Date/Time:	Received by:	Company:	Date/Time:
[signature]	ECC	3/14/13 1530	[signature]	TAL	3/14/13 1530
Relinquished by:	Company:	Date/Time:	Received by:	Company:	Date/Time:
Relinquished by: [signature]	Company: TAL	Date/Time: 3/14/13 1620	Received in Laboratory by: [signature]	Company: TA Canton	Date/Time: 3/14/13 1620

TAL 0018- 1 (04/10)

TestAmerica Canton Sample Receipt Form/Narrative **Login # :**_____

Client CCC Site Name_____ By: [signature]

Cooler Received on 3-14-13 Opened on 3-14-13 (Signature)

FedEx: 1st Grd Exp UPS FAS Stetson Client Drop Off TestAmerica Courier Other_____

TestAmerica Cooler # _____ Foam Box Client Cooler Box Other _____

Packing material used: Bubble Wrap Foam Plastic Bag None Other _____

COOLANT: Wet Ice Blue Ice Dry Ice Water None

1. Cooler temperature upon receipt

IR GUN# 1	(CF -2 °C)	Observed Sample Temp._____°C	Corrected Sample Temp._____°C	
IR GUN# 4G	(CF 0 °C)	Observed Sample Temp. 2.4 °C	Corrected Sample Temp. 2.4 °C	☐ Multiple on Back
IR GUN# 5G	(CF 0 °C)	Observed Sample Temp._____°C	Corrected Sample Temp._____°C	
IR GUN# 8	(CF 0 °C)	Observed Sample Temp._____°C	Corrected Sample Temp._____°C	

2. Were custody seals on the outside of the cooler(s)? If Yes Quantity 0 Yes No
   - Were custody seals on the outside of the cooler(s) signed & dated? Yes No NA
   - Were custody seals on the bottle(s)? Yes No
3. Shippers' packing slip attached to the cooler(s)? Yes No
4. Did custody papers accompany the sample(s)? Yes No
5. Were the custody papers relinquished & signed in the appropriate place? Yes No
6. Did all bottles arrive in good condition (Unbroken)? Yes No
7. Could all bottle labels be reconciled with the COC? Yes No
8. Were correct bottle(s) used for the test(s) indicated? Yes No
9. Sufficient quantity received to perform indicated analyses? Yes No
10. Were sample(s) at the correct pH upon receipt? Yes No NA
11. Were VOAs on the COC? Yes No
12. Were air bubbles >6 mm in any VOA vials? Yes No NA
13. Was a trip blank present in the cooler(s)? Yes No

Contacted PM _____ Date _____ by _____ via Verbal Voice Mail Other

Concerning _____

14. CHAIN OF CUSTODY & SAMPLE DISCREPANCIES

15. SAMPLE CONDITION

Sample(s)_____ were received after the recommended holding time had expired.

Sample(s)_____ were received in a broken container.

Sample(s)_____ were received with bubble >6 mm in diameter. (Notify PM)

16. SAMPLE PRESERVATION

Sample(s) _____ were further preserved in Sample Receiving to meet recommended pH level(s). Nitric Acid Lot# 031512-HNO3; Sulfuric Acid Lot# 051012-H2SO4; Sodium Hydroxide Lot# 121809 -NaOH; Hydrochloric Acid Lot# 041911-HCl; Sodium Hydroxide and Zinc Acetate Lot# 100108-(CH3COO)2ZN/NaOH. What time was preservative added to sample(s)? _____

Client ID	pH	Date	Initials
S. W	<2	3.14.13	LS

Cooler #	Observed Sample Temp. °C	Corrected Sample Temp. °C	IR #	Coolant

Login Sample Receipt Checklist

Client: Environmental Chemical Corp.

Job Number: 240-21987-1

Login Number: 21987
List Number: 1
Creator: Watson, Debbie

List Source: TestAmerica Pittsburgh
List Creation: 03/15/13 01:18 PM

Question	Answer	Comment
Radioactivity wasn't checked or is </= background as measured by a survey meter.	N/A	
The cooler's custody seal, if present, is intact.	True	
Sample custody seals, if present, are intact.	True	
The cooler or samples do not appear to have been compromised or tampered with.	True	
Samples were received on ice.	True	
Cooler Temperature is acceptable.	True	
Cooler Temperature is recorded.	True	
COC is present.	True	
COC is filled out in ink and legible.	True	
COC is filled out with all pertinent information.	True	
Is the Field Sampler's name present on COC?	True	
There are no discrepancies between the containers received and the COC.	True	
Samples are received within Holding Time.	True	
Sample containers have legible labels.	True	
Containers are not broken or leaking.	True	
Sample collection date/times are provided.	True	
Appropriate sample containers are used.	True	
Sample bottles are completely filled.	True	
Sample Preservation Verified.	True	
There is sufficient vol. for all requested analyses, incl. any requested MS/MSDs	True	
Containers requiring zero headspace have no headspace or bubble is <6mm (1/4").	N/A	
Multiphasic samples are not present.	N/A	
Samples do not require splitting or compositing.	N/A	
Residual Chlorine Checked.	N/A	

Login Sample Receipt Checklist

Client: Environmental Chemical Corp.

Job Number: 240-21987-1

Login Number: 21987
List Number: 1
Creator: Tecson, Jeffrey

List Source: TestAmerica Sacramento
List Creation: 03/15/13 01:49 PM

Question	Answer	Comment
Radioactivity wasn't checked or is </= background as measured by a survey meter.	True	
The cooler's custody seal, if present, is intact.	True	
Sample custody seals, if present, are intact.	True	
The cooler or samples do not appear to have been compromised or tampered with.	True	1.3
Samples were received on ice.	True	
Cooler Temperature is acceptable.	True	
Cooler Temperature is recorded.	True	
COC is present.	True	
COC is filled out in ink and legible.	True	
COC is filled out with all pertinent information.	True	
Is the Field Sampler's name present on COC?	N/A	
There are no discrepancies between the containers received and the COC.	True	
Samples are received within Holding Time.	True	
Sample containers have legible labels.	True	
Containers are not broken or leaking.	True	
Sample collection date/times are provided.	True	
Appropriate sample containers are used.	True	
Sample bottles are completely filled.	True	
Sample Preservation Verified.	N/A	
There is sufficient vol. for all requested analyses, incl. any requested MS/MSDs	True	
Containers requiring zero headspace have no headspace or bubble is <6mm (1/4").	True	
Multiphasic samples are not present.	True	
Samples do not require splitting or compositing.	True	
Residual Chlorine Checked.	N/A	

METALS

COVER PAGE
METALS

Lab Name: TestAmerica Canton Job Number: 240-21987-1

SDG No.:

Project: RVAAP - ECC

Client Sample ID	Lab Sample ID
079-0007-0001-SOURCEWATER	240-21987-1

Comments:

COVER PAGE
METALS

Lab Name: TestAmerica Pittsburgh Job Number: 240-21987-1

SDG No.:

Project: RVAAP - ECC

Client Sample ID	Lab Sample ID
079-0007-0001-SOURCEWATER	240-21987-1

Comments:

1A-IN
INORGANIC ANALYSIS DATA SHEET
METALS

Client Sample ID: 079-0007-0001-SOURCEWATER

Lab Sample ID: 240-21987-1

Lab Name: TestAmerica Canton

Job No.: 240-21987-1

SDG ID.:

Matrix: Water

Date Sampled: 03/14/2013 12:00

Reporting Basis: WET

Date Received: 03/14/2013 16:20

Analyte	Result	LOQ	LOD	DL	Units	C	Q	DIL	Method
Mercury	0.20	0.20	0.20	0.12	ug/L	U		1	7470A/DOD

1A-IN
INORGANIC ANALYSIS DATA SHEET
METALS - TOTAL RECOVERABLE

Client Sample ID: 079-0007-0001-SOURCEWATER
Lab Sample ID: 240-21987-1
Lab Name: TestAmerica Pittsburgh
Job No.: 240-21987-1
SDG ID.:
Matrix: Water
Date Sampled: 03/14/2013 12:00
Reporting Basis: WET
Date Received: 03/14/2013 16:20

Analyte	Result	LOQ	LOD	DL	Units	C	Q	DIL	Method
Silver	0.20	1.0	0.20	0.11	ug/L	U		1	6020/DOD
Aluminum	5.0	30	5.0	2.6	ug/L	U		1	6020/DOD
Arsenic	0.48	1.0	0.50	0.29	ug/L	J		1	6020/DOD
Barium	41	10	0.15	0.098	ug/L		Q	1	6020/DOD
Beryllium	0.090	1.0	0.090	0.045	ug/L	U		1	6020/DOD
Calcium	65000	100	20	9.4	ug/L			1	6020/DOD
Cadmium	0.30	1.0	0.30	0.13	ug/L	U		1	6020/DOD
Chromium	1.3	2.0	1.0	0.54	ug/L	J		1	6020/DOD
Cobalt	0.054	0.50	0.050	0.026	ug/L	J	Q	1	6020/DOD
Copper	1.4	2.0	0.50	0.24	ug/L	J	Q	1	6020/DOD
Iron	590	50	20	11	ug/L			1	6020/DOD
Magnesium	27000	100	22	11	ug/L			1	6020/DOD
Manganese	94	5.0	0.30	0.16	ug/L		Q	1	6020/DOD
Sodium	37000	100	55	27	ug/L		B	1	6020/DOD
Nickel	0.35	1.0	0.35	0.17	ug/L	U		1	6020/DOD
Lead	0.30	1.0	0.30	0.15	ug/L	U		1	6020/DOD
Antimony	0.90	2.0	0.90	0.46	ug/L	U		1	6020/DOD
Thallium	0.11	1.0	0.20	0.10	ug/L	J		1	6020/DOD
Vanadium	0.60	1.0	0.60	0.30	ug/L	U		1	6020/DOD
Zinc	5.1	5.0	2.0	0.96	ug/L		Q	1	6020/DOD
Potassium	2500	100	60	32	ug/L			1	6020/DOD
Selenium	1.0	5.0	1.0	0.51	ug/L	U		1	6020/DOD

2A-IN
CALIBRATION VERIFICATIONS
METALS

Lab Name: TestAmerica Canton Job No.: 240-21987-1

SDG No.:

ICV Source: MTHgStd_00009 Concentration Units: ug/L

CCV Source: MTHGCALW_00332

Analyte	ICV 240-78670/7-A 03/18/2013 14:28				CCVL 240-78670/10-A 03/18/2013 14:33				CCV 240-78670/11-A 03/18/2013 17:16			
	Found	C	True	%R	Found	C	True	%R	Found	C	True	%R
Mercury	2.55		2.50	102	5.15		5.00	103	5.13		5.00	103

Note! Calculations are performed before rounding to avoid round-off errors in calculated results.
Italicized analytes were not requested for this sequence.

2A-IN
CALIBRATION VERIFICATIONS
METALS

Lab Name: TestAmerica Canton Job No.: 240-21987-1

SDG No.:

ICV Source: MTHgStd_00009 Concentration Units: ug/L

CCV Source: MTHGCALW_00332

Analyte	CCV 240-78670/11-A 03/18/2013 17:35				CCV 240-78670/11-A 03/18/2013 17:52							
	Found	C	True	%R	Found	C	True	%R	Found	C	True	%R
Mercury	5.14		5.00	103	5.15		5.00	103				

Note! Calculations are performed before rounding to avoid round-off errors in calculated results.
Italicized analytes were not requested for this sequence.

2A-IN
CALIBRATION VERIFICATIONS
METALS

Lab Name: TestAmerica Pittsburgh Job No.: 240-21987-1

SDG No.:

ICV Source: MICVX_00003 Concentration Units: ug/L

CCV Source: CCVHL1_00001

Analyte	ICV 180-68058/5 04/01/2013 14:39				CCV 180-68058/10 04/01/2013 15:03							
	Found	C	True	%R	Found	C	True	%R	Found	C	True	%R
Aluminum	404		400	101	472000		500000	94				
Barium	80.2		80.0	100	14400		15000	96				
Chromium	80.1		80.0	100	19900		20000	100				
Copper	82.0		80.0	102	19000		20000	95				
Iron	20700		20000	103	531000		500000	106				
Lead	81.7		80.0	102	19000		20000	95				
Manganese	412		400	103	21300		20000	107				
Nickel	80.4		80.0	100	9810		10000	98				
Zinc	83.1		80.0	104	18900		20000	94				

Note! Calculations are performed before rounding to avoid round-off errors in calculated results.
Italicized analytes were not requested for this sequence.

2A-IN
CALIBRATION VERIFICATIONS
METALS

Lab Name: TestAmerica Pittsburgh Job No.: 240-21987-1

SDG No.:

ICV Source: MICVX_00003 Concentration Units: ug/L

CCV Source: CCVHL2_00001

Analyte	ICV 180-68058/5 04/01/2013 14:39				CCV 180-68058/11 04/01/2013 15:08							
	Found	C	True	%R	Found	C	True	%R	Found	C	True	%R
Calcium	39000		40000	97	959000		1000000	96				
Magnesium	39000		40000	98	950000		1000000	95				
Potassium	39500		40000	99	470000		500000	94				
Sodium	39700		40000	99	476000		500000	95				

Note! Calculations are performed before rounding to avoid round-off errors in calculated results.
Italicized analytes were not requested for this sequence.

2A-IN
CALIBRATION VERIFICATIONS
METALS

Lab Name: TestAmerica Pittsburgh Job No.: 240-21987-1

SDG No.:

ICV Source: MICVX_00003 Concentration Units: ug/L

CCV Source: MCCV1X_00039

Analyte	ICV 180-68058/5 04/01/2013 14:39				CCV 180-68058/12 04/01/2013 15:13				CCV 180-68058/24 04/01/2013 16:24			
	Found	C	True	%R	Found	C	True	%R	Found	C	True	%R
Aluminum	404		400	101	519		500	104	488		500	98
Antimony	79.7		80.0	100	95.9		100	96	98.5		100	99
Arsenic	79.5		80.0	99	102		100	102	99.8		100	100
Barium	80.2		80.0	100	99.1		100	99	98.5		100	99
Beryllium	80.6		80.0	101	108		100	108	105		100	105
Cadmium	81.9		80.0	102	98.8		100	99	99.2		100	99
Calcium	39000		40000	97	49000		50000	98	48500		50000	97
Chromium	80.1		80.0	100	97.9		100	98	98.0		100	98
Cobalt	80.0		80.0	100	99.3		100	99	99.0		100	99
Copper	82.0		80.0	102	103		100	103	102		100	102
Iron	20700		20000	103	25800		25000	103	25700		25000	103
Lead	81.7		80.0	102	96.4		100	96	96.7		100	97
Magnesium	39000		40000	98	50700		50000	101	48700		50000	97
Manganese	412		400	103	500		500	100	502		500	100
Nickel	80.4		80.0	100	101		100	101	101		100	101
Potassium	39500		40000	99	50300		50000	101	48500		50000	97
Selenium	80.4		80.0	101	103		100	103	101		100	101
Silver	81.2		80.0	102	99.7		100	100	97.4		100	97
Sodium	39700		40000	99	50000		50000	100	48000		50000	96
Thallium	81.6		80.0	102	96.3		100	96	96.3		100	96
Vanadium	79.5		80.0	99	97.6		100	98	96.7		100	97
Zinc	83.1		80.0	104	107		100	107	107		100	107

Note! Calculations are performed before rounding to avoid round-off errors in calculated results.
Italicized analytes were not requested for this sequence.

2B-IN
CRQL CHECK STANDARD
METALS

Lab Name: TestAmerica Canton Job No.: 240-21987-1

SDG No.:

Method: 7470A/DOD Instrument ID: H1

Lab Sample ID: CRA 240-78670/9-A Concentration Units: ug/L

CRQL Check Standard Source: MTHGCALW_00332

Analyte	CRQL Check Standard				
	True	Found	Qualifiers	%R(1)	Limits
Mercury	0.200	0.197	J	98	

Lab Sample ID: CRA 240-78670/9-A Concentration Units: ug/L

CRQL Check Standard Source: MTHGCALW_00332

Analyte	CRQL Check Standard				
	True	Found	Qualifiers	%R(1)	Limits
Mercury	0.200	0.196	J	98	

Note! Calculations are performed before rounding to avoid round-off errors in calculated results.

FORM IIB-IN

2B-IN
CRQL CHECK STANDARD
METALS

Lab Name: TestAmerica Pittsburgh Job No.: 240-21987-1

SDG No.:

Method: 6020/DOD Instrument ID: M

Lab Sample ID: CRI 180-68058/7 Concentration Units: ug/L

CRQL Check Standard Source: MCRIX_00028

Analyte	CRQL Check Standard				
	True	Found	Qualifiers	%R(1)	Limits
Silver	1.00	0.981	J	98	80-120
Aluminum	30.0	31.8		106	80-120
Arsenic	1.00	1.14		114	80-120
Barium	10.0	9.58	J	96	80-120
Beryllium	1.00	1.05		105	80-120
Calcium	100	114		114	80-120
Cadmium	1.00	1.03		103	80-120
Chromium	2.00	1.91	J	96	80-120
Cobalt	0.500	0.504		101	80-120
Copper	2.00	2.16		108	80-120
Iron	50.0	55.9		112	80-120
Magnesium	100	108		108	80-120
Manganese	5.00	5.68		114	80-120
Sodium	100	109		109	80-120
Nickel	1.00	1.02		102	80-120
Lead	1.00	0.944	J	94	80-120
Antimony	2.00	1.93	J	96	80-120
Thallium	1.00	0.877	J	88	80-120
Vanadium	1.00	0.853	J	85	80-120
Zinc	5.00	5.43		109	80-120
Potassium	100	110		110	80-120
Selenium	5.00	5.15		103	80-120

Lab Sample ID: CRI 180-68058/86 Concentration Units: ug/L

CRQL Check Standard Source: MCRIX_00028

Analyte	CRQL Check Standard				
	True	Found	Qualifiers	%R(1)	Limits
Silver	1.00	0.986	J	99	80-120
Aluminum	30.0	30.7		102	80-120
Arsenic	1.00	1.19		119	80-120
Barium	10.0	9.44	J	94	80-120
Beryllium	1.00	0.995	J	100	80-120
Calcium	100	116		116	80-120
Cadmium	1.00	1.09		109	80-120
Chromium	2.00	1.91	J	95	80-120

Note! Calculations are performed before rounding to avoid round-off errors in calculated results.

FORM IIB-IN

2B-IN
CRQL CHECK STANDARD
METALS

Lab Name: TestAmerica Pittsburgh Job No.: 240-21987-1

SDG No.:

Method: 6020/DOD Instrument ID: M

Lab Sample ID: CRI 180-68058/86 Concentration Units: ug/L

CRQL Check Standard Source: MCRIX_00028

Analyte	CRQL Check Standard				
	True	Found	Qualifiers	%R(1)	Limits
Cobalt	0.500	0.482	J	96	80-120
Copper	2.00	2.13		107	80-120
Iron	50.0	57.1		114	80-120
Magnesium	100	105		105	80-120
Manganese	5.00	5.39		108	80-120
Sodium	100	98.3	J	98	80-120
Nickel	1.00	0.976	J	98	80-120
Lead	1.00	0.858	J	86	80-120
Antimony	2.00	1.98	J	99	80-120
Thallium	1.00	0.810	J	81	80-120
Vanadium	1.00	0.920	J	92	80-120
Zinc	5.00	5.41		108	80-120
Potassium	100	93.9	J	94	80-120
Selenium	5.00	5.77		115	80-120

Note! Calculations are performed before rounding to avoid round-off errors in calculated results.

FORM IIB-IN

3-IN
INSTRUMENT BLANKS
METALS

Lab Name: TestAmerica Canton Job No.: 240-21987-1

SDG No.:

Concentration Units: ug/L

Analyte	RL	ICB 240-78670/8-A 03/18/2013 14:30		CCB 240-78670/12-A 03/18/2013 17:19		CCB 240-78670/12-A 03/18/2013 17:36		CCB 240-78670/12-A 03/18/2013 17:53	
		Found	C	Found	C	Found	C	Found	C
Mercury	0.20	0.20	U	0.20	U	0.20	U	0.20	U

Italicized analytes were not requested for this sequence.

3-IN
INSTRUMENT BLANKS
METALS

Lab Name: TestAmerica Pittsburgh Job No.: 240-21987-1

SDG No.:

Concentration Units: ug/L

Analyte	RL	ICB 180-68058/6 04/01/2013 14:44		CCB1 180-68058/13 04/01/2013 15:19		CCB2 180-68058/25 04/01/2013 16:29			
		Found	C	Found	C	Found	C	Found	C
Aluminum	30	5.0	U	5.0	U	5.0	U		
Antimony	2.0	0.90	U	0.90	U	0.90	U		
Arsenic	1.0	0.50	U	0.50	U	0.50	U		
Barium	10	0.15	U	0.15	U	0.15	U		
Beryllium	1.0	0.090	U	0.090	U	0.090	U		
Cadmium	1.0	0.30	U	0.30	U	0.30	U		
Calcium	100	20	U	20	U	20	U		
Chromium	2.0	1.0	U	1.0	U	1.0	U		
Cobalt	0.50	0.050	U	0.050	U	0.050	U		
Copper	2.0	0.50	U	0.318	J	0.50	U		
Iron	50	20	U	20	U	20	U		
Lead	1.0	0.30	U	0.30	U	0.30	U		
Magnesium	100	22	U	22	U	22	U		
Manganese	5.0	0.30	U	0.30	U	0.30	U		
Nickel	1.0	0.35	U	0.35	U	0.35	U		
Potassium	100	44.1	J	52.1	J	60	U		
Selenium	5.0	1.0	U	1.0	U	1.0	U		
Silver	1.0	0.20	U	0.20	U	0.20	U		
Sodium	100	55	U	29.3	J	55	U		
Thallium	1.0	0.20	U	0.20	U	0.20	U		
Vanadium	1.0	0.60	U	0.60	U	0.60	U		
Zinc	5.0	2.0	U	2.0	U	2.0	U		

Italicized analytes were not requested for this sequence.

3-IN
METHOD BLANK
METALS

Lab Name: TestAmerica Canton Job No.: 240-21987-1

SDG No.:

Concentration Units: ug/L Lab Sample ID: MB 240-78432/1-A

Instrument Code: H1 Batch No.: 78674

CAS No.	Analyte	Concentration	C	Q	Method
7439-97-6	Mercury	0.20	U		7470_DOD

FORM III-IN

3-IN
METHOD BLANK
METALS - TOTAL RECOVERABLE

Lab Name: TestAmerica Pittsburgh Job No.: 240-21987-1

SDG No.:

Concentration Units: ug/L Lab Sample ID: MB 180-66565/1-A

Instrument Code: M Batch No.: 68058

CAS No.	Analyte	Concentration	C	Q	Method
7440-22-4	Silver	0.20	U		6020_DoD
7429-90-5	Aluminum	4.59	J		6020_DoD
7440-38-2	Arsenic	0.50	U		6020_DoD
7440-39-3	Barium	0.181	J	Q	6020_DoD
7440-41-7	Beryllium	0.090	U		6020_DoD
7440-70-2	Calcium	20	U		6020_DoD
7440-43-9	Cadmium	0.30	U		6020_DoD
7440-47-3	Chromium	1.0	U		6020_DoD
7440-48-4	Cobalt	0.050	U	Q	6020_DoD
7440-50-8	Copper	0.315	J	Q	6020_DoD
7439-89-6	Iron	20	U		6020_DoD
7439-95-4	Magnesium	22	U		6020_DoD
7439-96-5	Manganese	0.314	J	Q	6020_DoD
7440-23-5	Sodium	67.4	J		6020_DoD
7440-02-0	Nickel	0.35	U		6020_DoD
7439-92-1	Lead	0.236	J		6020_DoD
7440-36-0	Antimony	0.90	U		6020_DoD
7440-28-0	Thallium	0.20	U		6020_DoD
7440-62-2	Vanadium	0.60	U		6020_DoD
7440-66-6	Zinc	2.0	U	Q	6020_DoD
7440-09-7	Potassium	40.6	J		6020_DoD
7782-49-2	Selenium	1.0	U		6020_DoD

FORM III-IN

4A-IN
INTERFERENCE CHECK STANDARD
METALS

Lab Name: TestAmerica Pittsburgh Job No.: 240-21987-1

SDG No.:

Lab Sample ID: ICSA 180-68058/8 Instrument ID: M

Lab File ID: M30401A.xml ICS Source: MICSAX_00028

Concentration Units: ug/L

Analyte	True Solution A	Found Solution A	Percent Recovery
Aluminum	**100000**	**98300**	**98**
Antimony		**0.267**	
Arsenic		**0.209**	
Barium		**0.341**	
Beryllium		**0.0300**	
Cadmium		**0.236**	
Calcium	**100000**	**105500**	**106**
Chromium		**0.0220**	
Cobalt		**0.0930**	
Copper		**1.16**	
Iron	**100000**	**105600**	**106**
Lead		**0.125**	
Magnesium	**100000**	**103100**	**103**
Manganese		**0.388**	
Nickel		**-0.140**	
Potassium	**100000**	**104100**	**104**
Selenium		**0.495**	
Silver		**0.0490**	
Sodium	**100000**	**104100**	**104**
Thallium		**0.0090**	
Vanadium		**-0.330**	
Zinc		**3.16**	
Boron		*1.08*	
Molybdenum	*2000*	*2144*	*107*
Silicon		*22.8*	
Strontium		*4.87*	
Tin		*0.163*	
Titanium	*2000*	*2200*	*110*

Calculations are performed before rounding to avoid round-off errors in calculated results.

FORM IVA-IN

4A-IN
INTERFERENCE CHECK STANDARD
METALS

Lab Name: TestAmerica Pittsburgh Job No.: 240-21987-1

SDG No.:

Lab Sample ID: ICSAB 180-68058/9 Instrument ID: M

Lab File ID: M30401A.xml ICS Source: MICSABX_00032

Concentration Units: ug/L

Analyte	True Solution AB	Found Solution AB	Percent Recovery
Aluminum	**100000**	**96670**	**97**
Antimony	**20.0**	**20.5**	**103**
Arsenic	**20.0**	**21.9**	**109**
Barium	**20.0**	**20.6**	**103**
Beryllium	**20.0**	**19.2**	**96**
Cadmium	**20.0**	**20.5**	**103**
Calcium	**100000**	**103667**	**104**
Chromium	**20.0**	**20.4**	**102**
Cobalt	**20.0**	**20.4**	**102**
Copper	**20.0**	**21.0**	**105**
Iron	**100000**	**103667**	**104**
Lead	**20.0**	**20.5**	**102**
Magnesium	**100000**	**101743**	**102**
Manganese	**22.5**	**21.8**	**97**
Nickel	**20.0**	**19.9**	**100**
Potassium	**100000**	**103067**	**103**
Selenium	**50.0**	**55.9**	**112**
Silver	**20.0**	**19.9**	**100**
Sodium	**100000**	**102533**	**103**
Thallium	**20.0**	**20.3**	**101**
Vanadium	**20.0**	**20.1**	**100**
Zinc	**25.0**	**23.2**	**93**
Boron	*50.0*	*49.8*	*100*
Molybdenum	*2000*	*2116*	*106*
Silicon	*500*	*541*	*108*
Strontium	*25.0*	*25.4*	*102*
Tin	*100*	*102*	*102*
Titanium	*2000*	*2171*	*109*

Calculations are performed before rounding to avoid round-off errors in calculated results.

FORM IVA-IN

5B-IN
POST DIGESTION SPIKE SAMPLE RECOVERY
METALS - TOTAL RECOVERABLE

Client ID: 079-0007-0001-SOURCEWATER PDS Lab ID: 240-21987-1 PDS

Lab Name: TestAmerica Pittsburgh Job No.: 240-21987-1

SDG No.:

Matrix: Water Concentration Units: ug/L

Analyte	SSR	C	Sample Result (SR)	C	Spike Added (SA)	%R	Control Limit %R	Q	Method
Silver	46.0		0.20	U	50.0	92	80-120		6020/DOD
Aluminum	1740		5.0	U	2000	87	80-120		6020/DOD
Arsenic	36.6		0.48	J	40.0	90	80-120		6020/DOD
Barium	1810		41		2000	89	80-120	Q	6020/DOD
Beryllium	47.6		0.090	U	50.0	95	80-120		6020/DOD
Calcium	114000		65000		50000	98	80-120		6020/DOD
Cadmium	47.4		0.30	U	50.0	95	80-120		6020/DOD
Chromium	189		1.3	J	200	94	80-120		6020/DOD
Cobalt	457		0.054	J	500	91	80-120	Q	6020/DOD
Copper	227		1.4	J	250	90	80-120	Q	6020/DOD
Iron	1660		590		1000	107	80-120		6020/DOD
Magnesium	72000		27000		50000	91	80-120		6020/DOD
Manganese	597		94		500	101	80-120	Q	6020/DOD
Sodium	83700		37000		50000	94	80-120		6020/DOD
Nickel	448		0.35	U	500	90	80-120		6020/DOD
Lead	18.2		0.30	U	20.0	91	80-120		6020/DOD
Antimony	448		0.90	U	500	90	80-120		6020/DOD
Thallium	45.5		0.11	J	50.0	91	80-120		6020/DOD
Vanadium	477		0.60	U	500	95	80-120		6020/DOD
Zinc	475		5.1		500	94	80-120	Q	6020/DOD
Potassium	48300		2500		50000	92	80-120		6020/DOD
Selenium	9.67		1.0	U	10.0	97	80-120		6020/DOD

SSR = Spiked Sample Result

Calculations are performed before rounding to avoid round-off errors in calculated results.

FORM VB - IN

7A-IN
LAB CONTROL SAMPLE
METALS

Lab ID: LCS 240-78432/2-A

Lab Name: TestAmerica Canton Job No.: 240-21987-1

Sample Matrix: Water LCS Source: MTHGCALW_00331

Analyte	Water(ug/L)							
	True	Found	C	%R	Limits		Q	Method
Mercury	5.00	4.46		89	80	120		7470A/DOD

Calculations are performed before rounding to avoid round-off errors in calculated results.

FORM VIIA - IN

7A-IN
LAB CONTROL SAMPLE
METALS - TOTAL RECOVERABLE

Lab ID: LCS 180-66565/2-A

Lab Name: TestAmerica Pittsburgh Job No.: 240-21987-1

Sample Matrix: Water LCS Source: MTAPITTICPMS_00011

Analyte	Water(ug/L)							
	True	Found	C	%R	Limits		Q	Method
Silver	50.0	47.2		94	80	120		6020/DOD
Aluminum	2000	1680		84	80	120		6020/DOD
Arsenic	40.0	36.0		90	80	120		6020/DOD
Barium	2000	1800		90	80	120	Q	6020/DOD
Beryllium	50.0	46.4		93	80	120		6020/DOD
Calcium	50000	45900		92	80	120		6020/DOD
Cadmium	50.0	48.4		97	80	120		6020/DOD
Chromium	200	183		91	80	120		6020/DOD
Cobalt	500	452		90	80	120	Q	6020/DOD
Copper	250	229		91	80	120	Q	6020/DOD
Iron	1000	1050		105	80	120		6020/DOD
Magnesium	50000	44400		89	80	120		6020/DOD
Manganese	500	485		97	80	120	Q	6020/DOD
Sodium	50000	44900		90	80	120		6020/DOD
Nickel	500	452		90	80	120		6020/DOD
Lead	20.0	18.1		91	80	120		6020/DOD
Antimony	500	465		93	80	120		6020/DOD
Thallium	50.0	43.9		88	80	120		6020/DOD
Vanadium	500	458		92	80	120		6020/DOD
Zinc	500	481		96	80	120	Q	6020/DOD
Potassium	50000	44900		90	80	120		6020/DOD
Selenium	10.0	10.2		102	80	120		6020/DOD

Calculations are performed before rounding to avoid round-off errors in calculated results.

FORM VIIA - IN

7D-IN
LAB CONTROL SAMPLE DUPLICATE
METALS - TOTAL RECOVERABLE

Lab ID: LCSD 180-66565/3-A

Lab Name: TestAmerica Pittsburgh Job No.: 240-21987-1

Sample Matrix: Water LCS Source: MTAPITTICPMS_00011

Analyte	(SDR)	C	Spike Added	%R	Control Limit %R	RPD	RPD Limit	Q	Method
Silver	48.0		50.0	96	80-120	2	20		6020/DOD
Aluminum	1840		2000	92	80-120	9	20		6020/DOD
Arsenic	36.6		40.0	91	80-120	2	20		6020/DOD
Barium	1800		2000	90	80-120	0	20	Q	6020/DOD
Beryllium	46.4		50.0	93	80-120	0	20		6020/DOD
Calcium	46800		50000	94	80-120	2	20		6020/DOD
Cadmium	49.2		50.0	98	80-120	2	20		6020/DOD
Chromium	185		200	92	80-120	1	20		6020/DOD
Cobalt	455		500	91	80-120	1	20	Q	6020/DOD
Copper	231		250	92	80-120	1	20	Q	6020/DOD
Iron	1070		1000	107	80-120	2	20		6020/DOD
Magnesium	44700		50000	89	80-120	1	20		6020/DOD
Manganese	491		500	98	80-120	1	20	Q	6020/DOD
Sodium	45100		50000	90	80-120	1	20		6020/DOD
Nickel	451		500	90	80-120	0	20		6020/DOD
Lead	18.3		20.0	92	80-120	1	20		6020/DOD
Antimony	469		500	94	80-120	1	20		6020/DOD
Thallium	44.9		50.0	90	80-120	2	20		6020/DOD
Vanadium	463		500	93	80-120	1	20		6020/DOD
Zinc	489		500	98	80-120	2	20	Q	6020/DOD
Potassium	45000		50000	90	80-120	0	20		6020/DOD
Selenium	10.3		10.0	103	80-120	1	20		6020/DOD

SDR = Spike Duplicate Results
Calculations are performed before rounding to avoid round-off errors in calculated results.

FORM VIID - IN

8-IN
ICP-AES AND ICP-MS SERIAL DILUTIONS
METALS - TOTAL RECOVERABLE

Lab ID: 240-21987-1

SDG No:

Lab Name: TestAmerica Pittsburgh Job No: 240-21987-1

Matrix: Water Concentration Units: ug/L

Analyte	Initial Sample Result (I)	C	Serial Dilution Result (S)	C	% Difference	Q	Method
Silver	0.20	U	1.0	U	NC		6020/DOD
Aluminum	5.0	U	25	U	NC		6020/DOD
Arsenic	0.48	J	2.5	U	NC		6020/DOD
Barium	41		39.5	J	2.9	Q D	6020/DOD
Beryllium	0.090	U	0.45	U	NC		6020/DOD
Calcium	65000		64700		1.3	D	6020/DOD
Cadmium	0.30	U	1.5	U	NC		6020/DOD
Chromium	1.3	J	5.0	U	NC		6020/DOD
Cobalt	0.054	J	0.25	U	NC	Q	6020/DOD
Copper	1.4	J	1.71	J	NC	Q D	6020/DOD
Iron	590		597		1.5	D	6020/DOD
Magnesium	27000		27200		2.4	D	6020/DOD
Manganese	94		93.5		1.1	Q D	6020/DOD
Sodium	37000		36500		0.42	D	6020/DOD
Nickel	0.35	U	1.8	U	NC		6020/DOD
Lead	0.30	U	1.5	U	NC		6020/DOD
Antimony	0.90	U	4.5	U	NC		6020/DOD
Thallium	0.11	J	1.0	U	NC		6020/DOD
Vanadium	0.60	U	3.0	U	NC		6020/DOD
Zinc	5.1		7.66	J	NC	Q D	6020/DOD
Potassium	2500		2430		1.2	D	6020/DOD
Selenium	1.0	U	5.0	U	NC		6020/DOD

Calculations are performed before rounding to avoid round-off errors in calculated results.

FORM VIII-IN

9-IN
DETECTION LIMITS
METALS

Lab Name: TestAmerica Canton Job Number: 240-21987-1

SDG Number:

Matrix: Water Instrument ID: H1

Method: 7470A/DOD DL Date: 02/16/2010 09:31

Prep Method: 7470A

Analyte	Wavelength/ Mass	LOQ (ug/L)	DL (ug/L)
Mercury	253.7	0.2	0.12

9-IN
CALIBRATION BLANK DETECTION LIMITS
METALS

Lab Name: TestAmerica Canton Job Number: 240-21987-1

SDG Number:

Matrix: Water Instrument ID: H1

Method: 7470A/DOD XMDL Date: 02/16/2010 09:31

Analyte	Wavelength/ Mass	XRL (ug/L)	XMDL (ug/L)
Mercury	253.7	0.2	0.12

9-IN
DETECTION LIMITS
METALS - TOTAL RECOVERABLE

Lab Name: TestAmerica Pittsburgh Job Number: 240-21987-1

SDG Number:

Matrix: Water Instrument ID: M

Method: 6020/DOD DL Date: 01/26/2010 16:35

Prep Method: 3005A

Analyte	Wavelength/ Mass	LOQ (ug/L)	DL (ug/L)
Aluminum	27	30	2.5662
Antimony	121	2	0.459
Arsenic	75	1	0.2908
Barium	137	10	0.098
Beryllium	9	1	0.0451
Cadmium	111	1	0.132
Calcium	44	100	9.357
Chromium	52	2	0.5433
Cobalt	59	0.5	0.0263
Copper	65	2	0.2443
Iron	56	50	10.77
Lead	208	1	0.154
Magnesium	26	100	10.8
Manganese	55	5	0.159
Nickel	60	1	0.1749
Potassium	39	100	31.6
Selenium	82	5	0.509
Silver	107	1	0.114
Sodium	23	100	26.8
Thallium	205	1	0.102
Vanadium	51	1	0.299
Zinc	66	5	0.9609

9-IN
CALIBRATION BLANK DETECTION LIMITS
METALS - TOTAL RECOVERABLE

Lab Name: TestAmerica Pittsburgh Job Number: 240-21987-1

SDG Number:

Matrix: Water Instrument ID: M

Method: 6020/DOD XMDL Date: 01/26/2010 16:35

Analyte	Wavelength/ Mass	XRL (ug/L)	XMDL (ug/L)
Aluminum	27	30	2.5662
Antimony	121	2	0.459
Arsenic	75	1	0.2908
Barium	137	10	0.098
Beryllium	9	1	0.0451
Cadmium	111	1	0.132
Calcium	44	100	9.357
Chromium	52	2	0.5433
Cobalt	59	0.5	0.0263
Copper	65	2	0.2443
Iron	56	50	10.77
Lead	208	1	0.154
Magnesium	26	100	10.8
Manganese	55	5	0.159
Nickel	60	1	0.1749
Potassium	39	100	31.6
Selenium	82	5	0.509
Silver	107	1	0.114
Sodium	23	100	26.8
Thallium	205	1	0.102
Vanadium	51	1	0.299
Zinc	66	5	0.9609

11-IN
LINEAR RANGES
METALS

Lab Name: TestAmerica Canton Job No: 240-21987-1

SDG No.:

Instrument ID: H1 Date: 04/01/2011 10:45

Analyte	Integ. Time (Sec.)	Concentration (ppb)	Method
Mercury		50	7470A/DOD

FORM XI - IN

11-IN
LINEAR RANGES
METALS

Lab Name: TestAmerica Pittsburgh Job No: 240-21987-1

SDG No.:

Instrument ID: M Date: 03/14/2011 22:35

Analyte	Integ. Time (Sec.)	Concentration (ug/L)	Method
Silver		2500	6020/DOD
Aluminum		450000	6020/DOD
Arsenic		4500	6020/DOD
Barium		13500	6020/DOD
Beryllium		9000	6020/DOD
Calcium		1500000	6020/DOD
Cadmium		13500	6020/DOD
Chromium		13500	6020/DOD
Cobalt		13500	6020/DOD
Copper		20000	6020/DOD
Iron		450000	6020/DOD
Magnesium		1500000	6020/DOD
Manganese		25000	6020/DOD
Sodium		450000	6020/DOD
Nickel		13500	6020/DOD
Lead		20000	6020/DOD
Antimony		13500	6020/DOD
Thallium		13500	6020/DOD
Vanadium		13500	6020/DOD
Zinc		25000	6020/DOD
Potassium		450000	6020/DOD
Selenium		4500	6020/DOD

12-IN
PREPARATION LOG
METALS

Lab Name: TestAmerica Canton Job No.: 240-21987-1

SDG No.:

Prep Method: 7470A

Lab Sample ID	Preparation Date	Prep Batch	Initial Weight	Initial Volume (mL)	Final Volume (mL)
MB 240-78432/1-A	03/15/2013 12:45	78432		100	100
LCS 240-78432/2-A	03/15/2013 12:45	78432		100	100
240-21987-1	03/15/2013 12:45	78432		100	100

FORM XII-IN

12-IN
PREPARATION LOG
METALS

Lab Name: TestAmerica Pittsburgh Job No.: 240-21987-1

SDG No.:

Prep Method: 3005A

Lab Sample ID	Preparation Date	Prep Batch	Initial Weight	Initial Volume (mL)	Final Volume (mL)
MB 180-66565/1-A	03/18/2013 13:02	66565		50	50
LCS 180-66565/2-A	03/18/2013 13:02	66565		50	50
LCSD 180-66565/3-A	03/18/2013 13:02	66565		50	50
240-21987-1	03/18/2013 13:02	66565		50	50

FORM XII-IN

13-IN
ANALYSIS RUN LOG
METALS

Lab Name: TestAmerica Canton Job No.: 240-21987-1

SDG No.:

Instrument ID: H1 Method: 7470A/DOD

Start Date: 03/18/2013 13:52 End Date: 03/19/2013 09:28

Lab Sample ID	D/F	Type	Time	Analytes																			
				Hg																			
IC 240-78670/1-A			13:52	X																			
IC 240-78670/1-A			14:13	X																			
IC 240-78670/2-A			14:14	X																			
IC 240-78670/3-A			14:16	X																			
IC 240-78670/4-A			14:17	X																			
IC 240-78670/5-A			14:18	X																			
ZZZZZZ			14:21																				
ICV 240-78670/7-A	1		14:28	X																			
ICB 240-78670/8-A	1		14:30	X																			
CRA 240-78670/9-A	1		14:31	X																			
CCVL 240-78670/10-A	1		14:33	X																			
CCB 240-78670/12-A			14:34																				
ZZZZZZ			14:36																				
ZZZZZZ			14:38																				
ZZZZZZ			14:39																				
ZZZZZZ			14:41																				
ZZZZZZ			14:42																				
ZZZZZZ			14:43																				
ZZZZZZ			14:44																				
ZZZZZZ			14:47																				
ZZZZZZ			14:48																				
ZZZZZZ			14:49																				
CCV 240-78670/11-A			14:51																				
CCB 240-78670/12-A			14:52																				
ZZZZZZ			14:53																				
ZZZZZZ			14:55																				
ZZZZZZ			14:56																				
ZZZZZZ			14:57																				
ZZZZZZ			14:59																				
ZZZZZZ			15:00																				
ZZZZZZ			15:01																				
ZZZZZZ			15:03																				
ZZZZZZ			15:04																				
ZZZZZZ			15:05																				
CCV 240-78670/11-A			15:07																				
CCB 240-78670/12-A			15:08																				
CCV 240-78670/11-A			15:11																				
CCB 240-78670/12-A			15:12																				
ZZZZZZ			15:13																				
ZZZZZZ			15:15																				
ZZZZZZ			15:16																				
ZZZZZZ			15:17																				

13-IN
ANALYSIS RUN LOG
METALS

Lab Name: TestAmerica Canton Job No.: 240-21987-1

SDG No.:

Instrument ID: H1 Method: 7470A/DOD

Start Date: 03/18/2013 13:52 End Date: 03/19/2013 09:28

Lab Sample ID	D/F	Type	Time	Analytes																			
				Hg																			
ZZZZZZ			15:19																				
ZZZZZZ			15:22																				
ZZZZZZ			15:23																				
ZZZZZZ			15:25																				
ZZZZZZ			15:26																				
ZZZZZZ			15:28																				
CCV 240-78670/11-A			15:29																				
CCB 240-78670/12-A			15:31																				
ZZZZZZ			15:32																				
CCV 240-78670/11-A			15:33																				
CCB 240-78670/12-A			15:35																				
CCV 240-78670/11-A			15:39																				
CCB 240-78670/12-A			15:41																				
ZZZZZZ			15:42																				
ZZZZZZ			15:44																				
ZZZZZZ			15:45																				
ZZZZZZ			15:47																				
ZZZZZZ			15:49																				
ZZZZZZ			15:50																				
ZZZZZZ			15:53																				
ZZZZZZ			15:54																				
ZZZZZZ			15:56																				
ZZZZZZ			15:57																				
CCV 240-78670/11-A			15:59																				
CCB 240-78670/12-A			16:00																				
ZZZZZZ			16:01																				
ZZZZZZ			16:03																				
ZZZZZZ			16:04																				
ZZZZZZ			16:06																				
ZZZZZZ			16:07																				
ZZZZZZ			16:09																				
ZZZZZZ			16:11																				
ZZZZZZ			16:12																				
ZZZZZZ			16:14																				
ZZZZZZ			16:15																				
CCV 240-78670/11-A			16:16																				
CCB 240-78670/12-A			16:18																				
ZZZZZZ			16:20																				
ZZZZZZ			16:21																				
ZZZZZZ			16:23																				
ZZZZZZ			16:24																				
ZZZZZZ			16:26																				

13-IN
ANALYSIS RUN LOG
METALS

Lab Name: TestAmerica Canton Job No.: 240-21987-1

SDG No.:

Instrument ID: H1 Method: 7470A/DOD

Start Date: 03/18/2013 13:52 End Date: 03/19/2013 09:28

Lab Sample ID	D/F	Type	Time	Analytes																			
				Hg																			
ZZZZZZ			16:27																				
ZZZZZZ			16:29																				
ZZZZZZ			16:31																				
ZZZZZZ			16:32																				
ZZZZZZ			16:33																				
CCV 240-78670/11-A			16:35																				
CCB 240-78670/12-A			16:37																				
ZZZZZZ			16:38																				
ZZZZZZ			16:40																				
ZZZZZZ			16:41																				
ZZZZZZ			16:43																				
ZZZZZZ			16:44																				
ZZZZZZ			16:45																				
ZZZZZZ			16:47																				
ZZZZZZ			16:48																				
ZZZZZZ			16:51																				
ZZZZZZ			16:53																				
CCV 240-78670/11-A			16:55																				
CCB 240-78670/12-A			16:56																				
ZZZZZZ			16:57																				
ZZZZZZ			16:59																				
ZZZZZZ			17:00																				
ZZZZZZ			17:02																				
ZZZZZZ			17:03																				
ZZZZZZ			17:04																				
ZZZZZZ			17:06																				
ZZZZZZ			17:07																				
ZZZZZZ			17:09																				
ZZZZZZ			17:11																				
CCV 240-78670/11-A			17:13																				
CCB 240-78670/12-A			17:14																				
CCV 240-78670/11-A	1		17:16	X																			
CCB 240-78670/12-A	1		17:19	X																			
ZZZZZZ			17:20																				
ZZZZZZ			17:21																				
ZZZZZZ			17:22																				
MB 240-78432/1-A	1	T	17:24	X																			
LCS 240-78432/2-A	1	T	17:26	X																			
ZZZZZZ			17:27																				
ZZZZZZ			17:29																				
ZZZZZZ			17:30																				
ZZZZZZ			17:32																				

13-IN
ANALYSIS RUN LOG
METALS

Lab Name: TestAmerica Canton Job No.: 240-21987-1

SDG No.:

Instrument ID: H1 Method: 7470A/DOD

Start Date: 03/18/2013 13:52 End Date: 03/19/2013 09:28

Lab Sample ID	D/F	Type	Time	Analytes																			
				Hg																			
ZZZZZZ			17:33																				
CCV 240-78670/11-A	1		17:35	X																			
CCB 240-78670/12-A	1		17:36	X																			
ZZZZZZ			17:38																				
ZZZZZZ			17:40																				
ZZZZZZ			17:41																				
ZZZZZZ			17:42																				
ZZZZZZ			17:44																				
ZZZZZZ			17:45																				
ZZZZZZ			17:46																				
ZZZZZZ			17:48																				
240-21987-1	1	T	17:49	X																			
ZZZZZZ			17:51																				
CCV 240-78670/11-A	1		17:52	X																			
CCB 240-78670/12-A	1		17:53	X																			
ZZZZZZ			17:55																				
ZZZZZZ			17:56																				
ZZZZZZ			17:58																				
ZZZZZZ			17:59																				
ZZZZZZ			18:00																				
ZZZZZZ			18:02																				
ZZZZZZ			18:03																				
ZZZZZZ			18:05																				
ZZZZZZ			18:06																				
ZZZZZZ			18:07																				
CCV 240-78670/11-A			18:09																				
CCB 240-78670/12-A			18:10																				
ZZZZZZ			18:11																				
ZZZZZZ			18:14																				
ZZZZZZ			18:15																				
ZZZZZZ			18:16																				
ZZZZZZ			18:18																				
ZZZZZZ			18:20																				
ZZZZZZ			18:21																				
ZZZZZZ			18:22																				
ZZZZZZ			18:24																				
ZZZZZZ			18:26																				
CCV 240-78670/11-A			18:27																				
CCB 240-78670/12-A			18:29																				
ZZZZZZ			18:31																				
ZZZZZZ			18:32																				
CCV 240-78670/11-A			18:33																				

13-IN
ANALYSIS RUN LOG
METALS

Lab Name: TestAmerica Canton Job No.: 240-21987-1

SDG No.:

Instrument ID: H1 Method: 7470A/DOD

Start Date: 03/18/2013 13:52 End Date: 03/19/2013 09:28

Lab Sample ID	D/F	Type	Time	Analytes																			
				Hg																			
CCB 240-78670/12-A			18:35																				
CCV 240-78670/11-A			09:25																				
CCB 240-78670/12-A			09:27																				
CRA 240-78670/9-A	1		09:28	X																			

Prep Types
T = Total/NA

13-IN
ANALYSIS RUN LOG
METALS

Lab Name: TestAmerica Pittsburgh Job No.: 240-21987-1

SDG No.:

Instrument ID: M Method: 6020/DOD

Start Date: 04/01/2013 12:55 End Date: 04/01/2013 22:15

Lab Sample ID	D/F	Type	Time	Analytes																			
				Ag	Al	As	Ba	Be	Ca	Cd	Co	Cr	Cu	Fe	K	Mg	Mn	Na	Ni	Pb	Sb	Se	Tl
ITUNE 180-68058/1			12:55																				
STD1 180-68058/2 IC	1		14:24	X	X	X	X	X	X	X	X	X	X	X	X	X	X	X	X	X	X	X	X
STD2 180-68058/3 IC	1		14:30	X	X	X	X	X	X	X	X	X	X	X	X	X	X	X	X	X	X	X	X
STD3 180-68058/4 IC	1		14:34	X	X	X	X	X	X	X	X	X	X	X	X	X	X	X	X	X	X	X	X
ICV 180-68058/5	1		14:39	X	X	X	X	X	X	X	X	X	X	X	X	X	X	X	X	X	X	X	X
ICB 180-68058/6	1		14:44	X	X	X	X	X	X	X	X	X	X	X	X	X	X	X	X	X	X	X	X
CRI 180-68058/7	1		14:49	X	X	X	X	X	X	X	X	X	X	X	X	X	X	X	X	X	X	X	X
ICSA 180-68058/8	1		14:54	X	X	X	X	X	X	X	X	X	X	X	X	X	X	X	X	X	X	X	X
ICSAB 180-68058/9	1		14:59	X	X	X	X	X	X	X	X	X	X	X	X	X	X	X	X	X	X	X	X
CCV 180-68058/10	1		15:03		X		X					X	X	X			X		X	X			
CCV 180-68058/11	1		15:08						X						X	X		X					
CCV 180-68058/12	1		15:13	X	X	X	X	X	X	X	X	X	X	X	X	X	X	X	X	X	X	X	X
CCB1 180-68058/13	1		15:19	X	X	X	X	X	X	X	X	X	X	X	X	X	X	X	X	X	X	X	X
MB 180-66565/1-A	1	R	15:24	X	X	X	X	X	X	X	X	X	X	X	X	X	X	X	X	X	X	X	X
LCS 180-66565/2-A	1	R	15:29	X	X	X	X	X	X	X	X	X	X	X	X	X	X	X	X	X	X	X	X
LCSD 180-66565/3-A	1	R	15:34	X	X	X	X	X	X	X	X	X	X	X	X	X	X	X	X	X	X	X	X
240-21987-1	1	R	15:42	X	X	X	X	X	X	X	X	X	X	X	X	X	X	X	X	X	X	X	X
240-21987-1 SD	5	R	15:47	X	X	X	X	X	X	X	X	X	X	X	X	X	X	X	X	X	X	X	X
240-21987-1 PDS	1	R	15:51	X	X	X	X	X	X	X	X	X	X	X	X	X	X	X	X	X	X	X	X
ZZZZZZ			16:01																				
ZZZZZZ			16:06																				
ZZZZZZ			16:14																				
ZZZZZZ			16:19																				
CCV 180-68058/24	1		16:24	X	X	X	X	X	X	X	X	X	X	X	X	X	X	X	X	X	X	X	X
CCB2 180-68058/25	1		16:29	X	X	X	X	X	X	X	X	X	X	X	X	X	X	X	X	X	X	X	X
ZZZZZZ			16:33																				
ZZZZZZ			16:38																				
ZZZZZZ			16:43																				
ZZZZZZ			16:53																				
ZZZZZZ			16:57																				
ZZZZZZ			17:06																				
ZZZZZZ			17:10																				
ZZZZZZ			17:15																				
ZZZZZZ			17:20																				
ZZZZZZ			17:25																				
CCV 180-68058/36			17:30																				
CCB3 180-68058/37			17:34																				
ZZZZZZ			17:39																				
ZZZZZZ			17:44																				
ZZZZZZ			17:49																				
ZZZZZZ			17:54																				
ZZZZZZ			17:59																				

13-IN
ANALYSIS RUN LOG
METALS

Lab Name: TestAmerica Pittsburgh Job No.: 240-21987-1

SDG No.:

Instrument ID: M Method: 6020/DOD

Start Date: 04/01/2013 12:55 End Date: 04/01/2013 22:15

Lab Sample ID	D/F	Type	Time	Analytes																			
				Ag	Al	As	Ba	Be	Ca	Cd	Co	Cr	Cu	Fe	K	Mg	Mn	Na	Ni	Pb	Sb	Se	Tl
ZZZZZZ			18:03																				
ZZZZZZ			18:08																				
ZZZZZZ			18:13																				
ZZZZZZ			18:18																				
ZZZZZZ			18:27																				
CCV 180-68058/48			18:32																				
CCB4 180-68058/49			18:37																				
ZZZZZZ			18:42																				
ZZZZZZ			18:47																				
ZZZZZZ			18:55																				
ZZZZZZ			19:00																				
ZZZZZZ			19:05																				
ZZZZZZ			19:09																				
ZZZZZZ			19:14																				
ZZZZZZ			19:23																				
ZZZZZZ			19:28																				
ZZZZZZ			19:36																				
CCV 180-68058/60			19:41																				
CCB5 180-68058/61			19:46																				
ZZZZZZ			19:51																				
ZZZZZZ			19:55																				
ZZZZZZ			20:00																				
ZZZZZZ			20:05																				
ZZZZZZ			20:10																				
ZZZZZZ			20:15																				
ZZZZZZ			20:20																				
ZZZZZZ			20:25																				
ZZZZZZ			20:29																				
ZZZZZZ			20:34																				
CCV 180-68058/72			20:39																				
CCB6 180-68058/73			20:44																				
ZZZZZZ			20:49																				
ZZZZZZ			20:53																				
ZZZZZZ			20:58																				
ZZZZZZ			21:03																				
ZZZZZZ			21:08																				
ZZZZZZ			21:13																				
ZZZZZZ			21:18																				
ZZZZZZ			21:22																				
ZZZZZZ			21:27																				
ZZZZZZ			21:32																				
CCV 180-68058/84			21:37																				

13-IN
ANALYSIS RUN LOG
METALS

Lab Name: TestAmerica Pittsburgh Job No.: 240-21987-1

SDG No.:

Instrument ID: M Method: 6020/DOD

Start Date: 04/01/2013 12:55 End Date: 04/01/2013 22:15

Lab Sample ID	D/F	Type	Time	Analytes																			
				Ag	Al	As	Ba	Be	Ca	Cd	Co	Cr	Cu	Fe	K	Mg	Mn	Na	Ni	Pb	Sb	Se	Tl
CCB7 180-68058/85			21:42																				
CRI 180-68058/86	1		21:51	X	X	X	X	X	X	X	X	X	X	X	X	X	X	X	X	X	X	X	X
ZZZZZZ			22:00																				
ZZZZZZ			22:05																				
CCV 180-68058/89			22:10																				
CCB8 180-68058/90			22:15																				

13-IN
ANALYSIS RUN LOG
METALS

Lab Name: TestAmerica Pittsburgh Job No.: 240-21987-1

SDG No.:

Instrument ID: M Method: 6020/DOD

Start Date: 04/01/2013 12:55 End Date: 04/01/2013 22:15

Lab Sample ID	D/F	Type	Time	Analytes																			
				V	Zn																		
ITUNE 180-68058/1			12:55																				
STD1 180-68058/2 IC	1		14:24	X	X																		
STD2 180-68058/3 IC	1		14:30	X	X																		
STD3 180-68058/4 IC	1		14:34	X	X																		
ICV 180-68058/5	1		14:39	X	X																		
ICB 180-68058/6	1		14:44	X	X																		
CRI 180-68058/7	1		14:49	X	X																		
ICSA 180-68058/8	1		14:54	X	X																		
ICSAB 180-68058/9	1		14:59	X	X																		
CCV 180-68058/10	1		15:03		X																		
CCV 180-68058/11	1		15:08																				
CCV 180-68058/12	1		15:13	X	X																		
CCB1 180-68058/13	1		15:19	X	X																		
MB 180-66565/1-A	1	R	15:24	X	X																		
LCS 180-66565/2-A	1	R	15:29	X	X																		
LCSD 180-66565/3-A	1	R	15:34	X	X																		
240-21987-1	1	R	15:42	X	X																		
240-21987-1 SD	5	R	15:47	X	X																		
240-21987-1 PDS	1	R	15:51	X	X																		
ZZZZZZ			16:01																				
ZZZZZZ			16:06																				
ZZZZZZ			16:14																				
ZZZZZZ			16:19																				
CCV 180-68058/24	1		16:24	X	X																		
CCB2 180-68058/25	1		16:29	X	X																		
ZZZZZZ			16:33																				
ZZZZZZ			16:38																				
ZZZZZZ			16:43																				
ZZZZZZ			16:53																				
ZZZZZZ			16:57																				
ZZZZZZ			17:06																				
ZZZZZZ			17:10																				
ZZZZZZ			17:15																				
ZZZZZZ			17:20																				
ZZZZZZ			17:25																				
CCV 180-68058/36			17:30																				
CCB3 180-68058/37			17:34																				
ZZZZZZ			17:39																				
ZZZZZZ			17:44																				
ZZZZZZ			17:49																				
ZZZZZZ			17:54																				
ZZZZZZ			17:59																				

13-IN
ANALYSIS RUN LOG
METALS

Lab Name: TestAmerica Pittsburgh Job No.: 240-21987-1

SDG No.:

Instrument ID: M Method: 6020/DOD

Start Date: 04/01/2013 12:55 End Date: 04/01/2013 22:15

Lab Sample ID	D/F	Type	Time	Analytes																			
				V	Zn																		
ZZZZZZ			18:03																				
ZZZZZZ			18:08																				
ZZZZZZ			18:13																				
ZZZZZZ			18:18																				
ZZZZZZ			18:27																				
CCV 180-68058/48			18:32																				
CCB4 180-68058/49			18:37																				
ZZZZZZ			18:42																				
ZZZZZZ			18:47																				
ZZZZZZ			18:55																				
ZZZZZZ			19:00																				
ZZZZZZ			19:05																				
ZZZZZZ			19:09																				
ZZZZZZ			19:14																				
ZZZZZZ			19:23																				
ZZZZZZ			19:28																				
ZZZZZZ			19:36																				
CCV 180-68058/60			19:41																				
CCB5 180-68058/61			19:46																				
ZZZZZZ			19:51																				
ZZZZZZ			19:55																				
ZZZZZZ			20:00																				
ZZZZZZ			20:05																				
ZZZZZZ			20:10																				
ZZZZZZ			20:15																				
ZZZZZZ			20:20																				
ZZZZZZ			20:25																				
ZZZZZZ			20:29																				
ZZZZZZ			20:34																				
CCV 180-68058/72			20:39																				
CCB6 180-68058/73			20:44																				
ZZZZZZ			20:49																				
ZZZZZZ			20:53																				
ZZZZZZ			20:58																				
ZZZZZZ			21:03																				
ZZZZZZ			21:08																				
ZZZZZZ			21:13																				
ZZZZZZ			21:18																				
ZZZZZZ			21:22																				
ZZZZZZ			21:27																				
ZZZZZZ			21:32																				
CCV 180-68058/84			21:37																				

13-IN
ANALYSIS RUN LOG
METALS

Lab Name: TestAmerica Pittsburgh Job No.: 240-21987-1

SDG No.:

Instrument ID: M Method: 6020/DOD

Start Date: 04/01/2013 12:55 End Date: 04/01/2013 22:15

Lab Sample ID	D/F	Type	Time	Analytes																			
				V	Zn																		
CCB7 180-68058/85			21:42																				
CRI 180-68058/86	1		21:51	X	X																		
ZZZZZZ			22:00																				
ZZZZZZ			22:05																				
CCV 180-68058/89			22:10																				
CCB8 180-68058/90			22:15																				

Prep Types
R = Total Recoverable

15-IN

ICP-MS INTERNAL STANDARDS RELATIVE INTENSITY SUMMARY

METALS

Lab Name: TestAmerica Pittsburgh Job No.: 240-21987-1

SDG No.:

ICP-MS Instrument ID: M Start Date: 04/01/2013 End Date: 04/01/2013

Lab Sample ID	Time	Internal Standards %RI For:									
		Element Li-6	Q	Element Sc	Q	Element Y-89	Q	Element Rh-103	Q	Element In	Q
STD1 180-68058/2 IC	14:24	100		100		100		100		100	
STD2 180-68058/3 IC	14:30	91		95		96		87		95	
STD3 180-68058/4 IC	14:34	91		100		100		99		100	
ICV 180-68058/5	14:39	92		96		97		89		94	
ICB 180-68058/6	14:44	116		111		88		84		85	
CRI 180-68058/7	14:49	87		91		90		91		91	
ICSA 180-68058/8	14:54	74		77		79		74		83	
ICSAB 180-68058/9	14:59	78		82		84		78		87	
CCV 180-68058/10	15:03	73		75		78		81		92	
CCV 180-68058/11	15:08	84		96		99		80		91	
CCV 180-68058/12	15:13	90		104		103		95		101	
CCB1 180-68058/13	15:19	118		116		92		88		89	
MB 180-66565/1-A	15:24	115		108		95		92		92	
LCS 180-66565/2-A	15:29	87		78		78		72		78	
LCSD 180-66565/3-A	15:34	89		75		75		69		75	
240-21987-1	15:42	84		71		73		68		72	
240-21987-1 SD	15:47	78		70		71		71		72	
240-21987-1 PDS	15:51	74		64		68		64		69	
CCV 180-68058/24	16:24	78		81		81		78		78	
CCB2 180-68058/25	16:29	103		93		82		84		86	
CRI 180-68058/86	21:51	59		51		57		54		55	

FORM XV - IN

15-IN
ICP-MS INTERNAL STANDARDS RELATIVE INTENSITY SUMMARY
METALS

Lab Name: TestAmerica Pittsburgh Job No.: 240-21987-1

SDG No.:

ICP-MS Instrument ID: M Start Date: 04/01/2013 End Date: 04/01/2013

Lab Sample ID	Time	Internal Standards %RI For:									
		Element Tb	Q	Element Ho	Q	Element Bi	Q	Element	Q	Element	Q
STD1 180-68058/2 IC	14:24	100		100		100					
STD2 180-68058/3 IC	14:30	99		99		86					
STD3 180-68058/4 IC	14:34	102		101		99					
ICV 180-68058/5	14:39	98		98		88					
ICB 180-68058/6	14:44	89		89		91					
CRI 180-68058/7	14:49	93		93		94					
ICSA 180-68058/8	14:54	87		86		77					
ICSAB 180-68058/9	14:59	91		90		80					
CCV 180-68058/10	15:03	79		83		75					
CCV 180-68058/11	15:08	96		96		70					
CCV 180-68058/12	15:13	103		103		92					
CCB1 180-68058/13	15:19	91		91		95					
MB 180-66565/1-A	15:24	95		95		98					
LCS 180-66565/2-A	15:29	85		85		78					
LCSD 180-66565/3-A	15:34	82		83		76					
240-21987-1	15:42	80		81		76					
240-21987-1 SD	15:47	77		77		79					
240-21987-1 PDS	15:51	78		78		71					
CCV 180-68058/24	16:24	82		84		75					
CCB2 180-68058/25	16:29	89		89		91					
CRI 180-68058/86	21:51	60		60		71					

FORM XV - IN

TestAmerica North Canton Hg Data Review Checklist

Run/Project Information:

Circle Methods used: 7470A / 245.1 : 7471:

Run Date: ~~HI~~ 3-18-13 SG 3-18-13 Analyst: SG Instrument: HI

Review Items

A. Calibration/Instrument Run QC	Yes	No	N/A	2nd Level
1. Instrument calibrated per manufacturer's instructions and at SOP specified levels?	✓			✓
2. ICV/CCV analyzed at appropriate frequency and within control limits?	✓			✓
3. ICB/CCB analyzed at appropriate frequency and within +/- RL?	✓			✓
4. CRA run?	✓			✓
B. Sample Results				
1. Were samples with concentrations > high calibration standard diluted and reanalyzed?			✓	
2. All reported results bracketed by in control QC?	✓			✓
3. Sample analyses done within holding time?	✓			✓
C. Preparation/ Matrix QC				
1. LCS done per prep batch and within QC limits?	✓			✓
2. Method blank done per prep batch and < RL?	✓			✓
3. MS run at required frequency and within limits?	✓			✓
4. MSD or DU run at required frequency and RPD within SOP limits?				✓
D. Other				
1. Are all nonconformances documented appropriately?			✓	
2. Current IDL/MDL data on file?	✓			✓
3. Calculations and Transcription checked for error?	✓			✓
4. All client/project specific requirements met?	✓			✓
5. Date of analysis verified as correct?	✓			✓

Level I

Analyst: Sistine Girard Date/Time: 3-18-13 Reviewed from Job 190-173 only to

Analyst: Sistine Girard Date/Time: 3-19-13 Reviewed from 13:52 to ~~18:35~~ 09:28

Comments: NAT 3-19-13

Level II

Reviewer: Roger K. Lotts Date/Time: 3-18-13 Reviewed from Job 190-173 only to

Reviewer: Natalie J. Lotts Date/Time: 3-19-13 Reviewed from 13:52 to 09:28

Comments

Curve Date 3-18-13 Curve Time 10:45-12:45 DILUTION H20 N/a

Revised 11/29/2012

Protocol: 0314AHG1

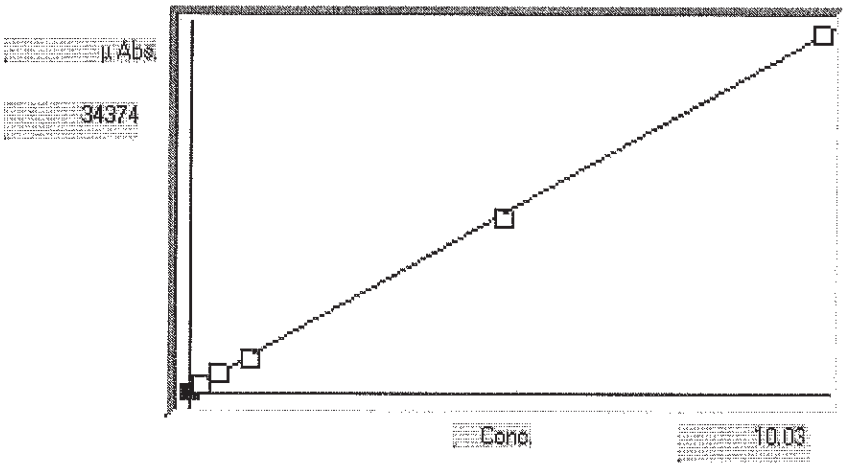

Wt. lin.

Calibrated

Accepted

A

B 2.93955e-4

C -7.01329e-2

Rhc .999934

Accepted Date: 18-Mar-13 14:26

S	Conc.	Calc.	Dev.	Mean	SD or %RSD	Rep 1	Rep 2	Rep 3	Rep 4	Rep 5
01	.00000	.0545	.0545	425	1	424				
02	.20000	.2068	.0068	943	0%	942				
03	.50000	.5148	.0148	1991	0%	1990				
04	1.0000	.9525	-.0475	3479	0%	3479				
05	5.0000	4.937	-.0629	17035	0%	17034				
06	10.000	10.03	.0343	34375	0%	34374				
07										
08										
09										
10										

```
Line   Conc.  Units     SD/RSD      1       2       3       4       5
-----------------------------------------------------------------------------------

*** Standard: 1 Rep: 1                Seq:  1       13:52:37 18 Mar 13   HG

Hg    .0000   ppb      -58

*** Standard: 1 Rep: 1                Seq:  2       14:13:13 18 Mar 13   HG

Hg    .0000   ppb      424

*** Standard: 2 Rep: 1                Seq:  3       14:14:35 18 Mar 13   HG

Hg    .2000   ppb      942

*** Standard: 3 Rep: 1                Seq:  4       14:16:13 18 Mar 13   HG

Hg    .5000   ppb      1990

*** Standard: 4 Rep: 1                Seq:  5       14:17:28 18 Mar 13   HG

Hg    1.000   ppb      3479

*** Standard: 5 Rep: 1                Seq:  6       14:18:49 18 Mar 13   HG

Hg    5.000   ppb      17034

*** Standard: 6 Rep: 1                Seq:  7       14:21:06 18 Mar 13   HG

Hg    10.00   ppb      34374

*** Check Standard: 2  Ck2ICV         Seq:  8       14:28:51 18 Mar 13   HG
Line  Flag  %Rcv.   Found    True  Units      SD/RSD
Hg          102.0    2.551   2.500  ppb        .0000

*** Check Standard: 3  Ck3ICB         Seq:  9       14:30:17 18 Mar 13   HG
Line  Flag  %Rcv.   Found    True  Units      SD/RSD
Hg          ^^^^^^   .1148   .0000  ppb        .0000

*** Check Standard: 4  Ck4CRA\MRL     Seq:  10      14:31:53 18 Mar 13   HG
Line  Flag  %Rcv.   Found    True  Units      SD/RSD
Hg          98.24    .1965   .2000  ppb        .0000

*** Check Standard: 6  Ck6CCV         Seq:  11      14:33:27 18 Mar 13   HG
Line  Flag  %Rcv.   Found    True  Units      SD/RSD
Hg          102.9    5.146   5.000  ppb        .0000

*** Check Standard: 1  Ck1CCB         Seq:  12      14:34:44 18 Mar 13   HG
Line  Flag  Found Range(+/-) Units      SD/RSD
Hg         -.0328    .2000    ppb        .0000

*** Sample ID:                        Seq:  13      14:36:21 18 Mar 13   HG
                          MB 240-78262/1-A
Hg   -.0190   ppb        .0000    -.0190

*** Sample ID:                        Seq:  14      14:38:19 18 Mar 13   HG
                          LCS 240-78262/2-A
Hg    4.070   ppb        .0000     4.070

*** Sample ID:                        Seq:  15      14:39:35 18 Mar 13   HG
                          240-21760-A-3-D
Hg    .2550   ppb        .0000     .2550

*** Sample ID:                        Seq:  16      14:41:02 18 Mar 13   HG
                          240-21760-A-3-E MS
Hg    .8276   ppb        .0000     .8276
```

3/18-13 Probe missed cup

Rerun

```
Line   Conc.  Units     SD/RSD      1        2        3        4        5
-----------------------------------------------------------------------------

*** Sample ID:                          Seq:  17     14:42:17 18 Mar 13   HG
                              240-21760-A-3-F MSD
Hg    .7691   ppb       .0000     .7691

*** Sample ID:                          Seq:  18     14:43:33 18 Mar 13   HG
                              240-21760-A-1-B
Hg    7.798   ppb       .0000     7.798

*** Sample ID:                          Seq:  19     14:44:49 18 Mar 13   HG
                              240-21760-A-2-B
Hg    6.123   ppb       .0000     6.123

*** Sample ID:                          Seq:  20     14:47:11 18 Mar 13   HG
                              240-21760-A-4-B
Hg    .2973   ppb       .0000     .2973

*** Sample ID:                          Seq:  21     14:48:33 18 Mar 13   HG
                              240-21766-A-1-B
Hg    5.086   ppb       .0000     5.086

*** Sample ID:                          Seq:  22     14:49:50 18 Mar 13   HG
                              240-21766-A-2-B
Hg    2.975   ppb       .0000     2.975

*** Check Standard: 6  Ck6CCV         Seq:  23     14:51:10 18 Mar 13   HG
Line  Flag  %Rcv.   Found    True  Units      SD/RSD
Hg          100.8    5.041   5.000  ppb        .0000

*** Check Standard: 1  Ck1CCB         Seq:  24     14:52:36 18 Mar 13   HG
Line  Flag  Found Range(+/-) Units      SD/RSD
Hg          .0151    .2000    ppb        .0000

*** Sample ID:                          Seq:  25     14:53:55 18 Mar 13   HG
                              240-21766-A-3-B
Hg    2.946   ppb       .0000     2.946

*** Sample ID:                          Seq:  26     14:55:24 18 Mar 13   HG
                              240-21795-B-1-C
Hg    .0704   ppb       .0000     .0704

*** Sample ID:                          Seq:  27     14:56:39 18 Mar 13   HG
                              240-21817-C-1-C
Hg    .0974   ppb       .0000     .0974

*** Sample ID:                          Seq:  28     14:57:56 18 Mar 13   HG
                              240-21817-C-3-C
Hg    .0677   ppb       .0000     .0677

*** Sample ID:                          Seq:  29     14:59:12 18 Mar 13   HG
                              190-188-A-1-C
Hg   -.0193   ppb       .0000    -.0193

*** Sample ID:                          Seq:  30     15:00:38 18 Mar 13   HG
                              190-191-D-2-C
Hg    .1383   ppb       .0000     .1383

*** Sample ID:                          Seq:  31     15:01:57 18 Mar 13   HG
                              190-197-D-1-C
Hg    .0348   ppb       .0000     .0348

*** Sample ID:                          Seq:  32     15:03:13 18 Mar 13   HG
                              190-207-D-1-C
Hg   -.0207   ppb       .0000    -.0207
```

```
Line   Conc.  Units     SD/RSD      1       2       3       4       5
-------------------------------------------------------------------------------

*** Sample ID:                        Seq:  33     15:04:43 18 Mar 13   HG
                           190-173-A-1-B
Hg    .1709   ppb       .0000     .1709

*** Sample ID:                        Seq:  34     15:05:59 18 Mar 13   HG
                           LB 240-78276/1-E
Hg   -.0199   ppb       .0000    -.0199

*** Check Standard: 6  Ck6CCV       Seq:  35     15:07:26 18 Mar 13   HG
Line  Flag  %Rcv.   Found    True  Units      SD/RSD
Hg          102.5    5.124   5.000  ppb        .0000

*** Check Standard: 1  Ck1CCB       Seq:  36     15:08:46 18 Mar 13   HG
Line  Flag  Found Range(+/-) Units      SD/RSD
Hg          .0821    .2000    ppb        .0000
```

Line Conc. Units SD/RSD 1 2 3 4 5

*** Check Standard: 6 Ck6CCV Seq: 37 15:11:02 18 Mar 13 HG
Line Flag %Rcv. Found True Units SD/RSD
Hg 98.98 4.949 5.000 ppb .0000

*** Check Standard: 1 Ck1CCB Seq: 38 15:12:19 18 Mar 13 HG
Line Flag Found Range(+/-) Units SD/RSD
Hg .0483 .2000 ppb .0000

*** Sample ID: Seq: 39 15:13:46 18 Mar 13 HG
MB 240-78291/2-A
Hg -.0284 ppb .0000 -.0284

*** Sample ID: Seq: 40 15:15:03 18 Mar 13 HG
LCS 240-78291/3-A
Hg 4.497 ppb .0000 4.497

*** Sample ID: Seq: 41 15:16:22 18 Mar 13 HG
240-21869-B-1-E
Hg .0998 ppb .0000 .0998

*** Sample ID: Seq: 42 15:17:48 18 Mar 13 HG
240-21869-B-1-F MS
Hg 4.700 ppb .0000 4.700

*** Sample ID: Seq: 43 15:19:04 18 Mar 13 HG
240-21869-B-1-G MSD
Hg 4.671 ppb .0000 4.671

*** Sample ID: Seq: 44 15:22:15 18 Mar 13 HG
240-21841-C-1-J
Hg -.0110 ppb .0000 -.0110

*** Sample ID: Seq: 45 15:23:32 18 Mar 13 HG
240-21850-D-1-G
Hg -.0005 ppb .0000 -.0005

*** Sample ID: Seq: 46 15:25:02 18 Mar 13 HG
240-21797-A-1-H
Hg -.0313 ppb .0000 -.0313

*** Sample ID: Seq: 47 15:26:38 18 Mar 13 HG
240-21871-A-1-F
Hg -.0043 ppb .0000 -.0043

*** Sample ID: Seq: 48 15:28:16 18 Mar 13 HG
~~240-21871-A-2-F~~ MB 240-78262/1-A
Hg -.0278 ppb .0000 -.0278
SG 3-18-13

Not Needed SG 3/18/13

*** Check Standard: 6 Ck6CCV Seq: 49 15:29:52 18 Mar 13 HG
Line Flag %Rcv. Found True Units SD/RSD
Hg 102.7 5.137 5.000 ppb .0000

*** Check Standard: 1 Ck1CCB Seq: 50 15:31:08 18 Mar 13 HG
Line Flag Found Range(+/-) Units SD/RSD
Hg -.0437 .2000 ppb .0000

*** Sample ID: Seq: 51 15:32:23 18 Mar 13 HG
~~MB 240-78257/1-A~~ LCS-240-78262/2-A
Hg 4.518 ppb .0000 4.518
SG 3-18-13

*** Check Standard: 6 Ck6CCV Seq: 52 15:33:39 18 Mar 13 HG
Line Flag %Rcv. Found True Units SD/RSD
Hg 99.72 4.986 5.000 ppb .0000

Line	Conc.	Units	SD/RSD	1	2	3	4	5

*** Check Standard: 1 Ck1CCB Seq: 53 15:35:05 18 Mar 13 HG

Line	Flag	Found	Range(+/-)	Units	SD/RSD
Hg		-.0255	.2000	ppb	.0000

```
Line   Conc.  Units     SD/RSD      1       2       3       4       5
-----------------------------------------------------------------------------

*** Check Standard: 6  Ck6CCV       Seq:  54      15:39:50 18 Mar 13   HG
Line  Flag  %Rcv.   Found    True  Units      SD/RSD
Hg          103.7    5.186   5.000  ppb        .0000

*** Check Standard: 1  Ck1CCB       Seq:  55      15:41:09 18 Mar 13   HG
Line  Flag  Found Range(+/-) Units      SD/RSD
Hg         -.0334    .2000    ppb        .0000

*** Sample ID:                      Seq:  56      15:42:51 18 Mar 13   HG
                            240-21871-A-2-E
Hg    .0001   ppb       .0000     .0001

*** Sample ID:                      Seq:  57      15:44:07 18 Mar 13   HG
                            MB 240-78257/1-A
Hg   -.0290   ppb       .0000    -.0290

*** Sample ID:                      Seq:  58      15:45:55 18 Mar 13   HG
                            LCS 240-78257/2-A
Hg    4.312   ppb       .0000     4.312

*** Sample ID:                      Seq:  59      15:47:35 18 Mar 13   HG
                            240-21882-A-5-A
Hg    .3364   ppb       .0000     .3364

*** Sample ID:                      Seq:  60      15:49:07 18 Mar 13   HG
                            240-21882-A-5-B MS
Hg    .9664   ppb       .0000     .9664

*** Sample ID:                      Seq:  61      15:50:43 18 Mar 13   HG
                            240-21882-A-5-C MSD
Hg    .6965   ppb       .0000     .6965

*** Sample ID:                      Seq:  62      15:53:18 18 Mar 13   HG
                            240-21882-A-1-A
Hg    8.028   ppb       .0000     8.028

*** Sample ID:                      Seq:  63      15:54:36 18 Mar 13   HG
                            240-21882-A-3-A
Hg    6.472   ppb       .0000     6.472

*** Sample ID:                      Seq:  64      15:56:09 18 Mar 13   HG
                            240-21882-A-6-A
Hg    .1562   ppb       .0000     .1562

*** Sample ID:                      Seq:  65      15:57:56 18 Mar 13   HG
                            240-21942-A-4-B
Hg    .8823   ppb       .0000     .8823

*** Check Standard: 6  Ck6CCV       Seq:  66      15:59:14 18 Mar 13   HG
Line  Flag  %Rcv.   Found    True  Units      SD/RSD
Hg          102.6    5.129   5.000  ppb        .0000

*** Check Standard: 1  Ck1CCB       Seq:  67      16:00:34 18 Mar 13   HG
Line  Flag  Found Range(+/-) Units      SD/RSD
Hg         -.0366    .2000    ppb        .0000

*** Sample ID:                      Seq:  68      16:01:50 18 Mar 13   HG
                            240-21942-A-5-B
Hg   -.0019   ppb       .0000    -.0019

*** Sample ID:                      Seq:  69      16:03:06 18 Mar 13   HG
                            240-21882-A-2-B
Hg   -.0375   ppb       .0000    -.0375
```

```
Line   Conc.  Units     SD/RSD      1       2       3       4       5
-----------------------------------------------------------------------------

*** Sample ID:                          Seq:  70     16:04:33 18 Mar 13   HG
                              240-21882-A-4-B
Hg   -.0319   ppb        .0000    -.0319

*** Sample ID:                          Seq:  71     16:06:12 18 Mar 13   HG
                              240-21882-A-7-B
Hg   -.0563   ppb        .0000    -.0563

*** Sample ID:                          Seq:  72     16:07:50 18 Mar 13   HG
                              240-21760-A-5-D
Hg   -.0143   ppb        .0000    -.0143

*** Sample ID:                          Seq:  73     16:09:20 18 Mar 13   HG
                              MB 240-78267/1-A
Hg   -.0645   ppb        .0000    -.0645

*** Sample ID:                          Seq:  74     16:11:07 18 Mar 13   HG
                              LCS 240-78267/2-A
Hg    4.187   ppb        .0000     4.187

*** Sample ID:                          Seq:  75     16:12:24 18 Mar 13   HG
                              240-21943-X-1-A
Hg   -.0493   ppb        .0000    -.0493

*** Sample ID:                          Seq:  76     16:14:01 18 Mar 13   HG
                              240-21943-X-1-B MS
Hg    .9866   ppb        .0000     .9866

*** Sample ID:                          Seq:  77     16:15:40 18 Mar 13   HG
                              240-21943-X-1-C MSD
Hg    .9846   ppb        .0000     .9846

*** Check Standard: 6  Ck6CCV        Seq:  78     16:16:57 18 Mar 13   HG
Line  Flag  %Rcv.   Found    True  Units      SD/RSD
Hg          102.4    5.122   5.000  ppb        .0000

*** Check Standard: 1  Ck1CCB        Seq:  79     16:18:26 18 Mar 13   HG
Line  Flag  Found Range(+/-) Units      SD/RSD
Hg          .0789    .2000    ppb        .0000

*** Sample ID:                          Seq:  80     16:20:02 18 Mar 13   HG
                              240-21914-L-1-A
Hg    .2373   ppb        .0000     .2373

*** Sample ID:                          Seq:  81     16:21:44 18 Mar 13   HG
                              240-21945-I-1-A
Hg    .0671   ppb        .0000     .0671

*** Sample ID:                          Seq:  82     16:23:12 18 Mar 13   HG
                              240-21947-I-1-A
Hg    .0657   ppb        .0000     .0657

*** Sample ID:                          Seq:  83     16:24:38 18 Mar 13   HG
                              240-21947-I-2-A
Hg   -.1548   ppb        .0000    -.1548

*** Sample ID:                          Seq:  84     16:26:16 18 Mar 13   HG
                              240-21916-F-1-D
Hg   -.0002   ppb        .0000    -.0002

*** Sample ID:                          Seq:  85     16:27:37 18 Mar 13   HG
                              240-21916-F-2-B
Hg    .0210   ppb        .0000     .0210
```

```
Line   Conc.  Units     SD/RSD      1       2       3       4       5
-----------------------------------------------------------------------------------

*** Sample ID:                          Seq:  86     16:29:19 18 Mar 13   HG
                              240-21916-F-3-B
Hg   -.0187   ppb        .0000    -.0187

*** Sample ID:                          Seq:  87     16:31:07 18 Mar 13   HG
                              240-21916-F-4-B
Hg    .0098   ppb        .0000     .0098

*** Sample ID:                          Seq:  88     16:32:33 18 Mar 13   HG
                              240-21916-F-5-B
Hg   -.0158   ppb        .0000    -.0158

*** Sample ID:                          Seq:  89     16:33:54 18 Mar 13   HG
                              240-21916-F-20-B
Hg    .0263   ppb        .0000     .0263

*** Check Standard: 6  Ck6CCV        Seq:  90     16:35:36 18 Mar 13   HG
Line  Flag  %Rcv.   Found    True  Units      SD/RSD
Hg          102.4    5.122   5.000  ppb        .0000

*** Check Standard: 1  Ck1CCB        Seq:  91     16:37:01 18 Mar 13   HG
Line  Flag  Found Range(+/-) Units      SD/RSD
Hg         -.0075    .2000    ppb        .0000

*** Sample ID:                          Seq:  92     16:38:26 18 Mar 13   HG
                              240-21916-F-21-B
Hg   -.0087   ppb        .0000    -.0087

*** Sample ID:                          Seq:  93     16:40:02 18 Mar 13   HG
                              240-21916-F-22-B
Hg    .0063   ppb        .0000     .0063

*** Sample ID:                          Seq:  94     16:41:19 18 Mar 13   HG
                              240-21916-F-23-B
Hg   -.0207   ppb        .0000    -.0207

*** Sample ID:                          Seq:  95     16:43:07 18 Mar 13   HG
                              240-21916-F-24-B
Hg    .0054   ppb        .0000     .0054

*** Sample ID:                          Seq:  96     16:44:27 18 Mar 13   HG
                              240-21916-F-25-B
Hg   -.0055   ppb        .0000    -.0055

*** Sample ID:                          Seq:  97     16:45:47 18 Mar 13   HG
                              240-21916-F-26-B
Hg    .0104   ppb        .0000     .0104

*** Sample ID:                          Seq:  98     16:47:24 18 Mar 13   HG
                              LB 240-78392/1-D
Hg    .0183   ppb        .0000     .0183

*** Sample ID:                          Seq:  99     16:48:43 18 Mar 13   HG
                              MB 240-78436/2-A
Hg    .0439   ppb        .0000     .0439

*** Sample ID:                          Seq:  100    16:51:12 18 Mar 13   HG
                              LCS 240-78436/3-A
Hg    5.058   ppb        .0000     5.058

*** Sample ID:                          Seq:  101    16:53:45 18 Mar 13   HG
                              240-21946-B-2-G
Hg    .3388   ppb        .0000     .3388
```

```
Line   Conc.  Units     SD/RSD      1       2       3       4       5
-----------------------------------------------------------------------------------

*** Check Standard: 6  Ck6CCV       Seq:  102     16:55:04 18 Mar 13   HG
Line  Flag  %Rcv.   Found    True  Units      SD/RSD
Hg          99.21    4.961   5.000  ppb        .0000

*** Check Standard: 1  Ck1CCB       Seq:  103     16:56:29 18 Mar 13   HG
Line  Flag  Found Range(+/-) Units      SD/RSD
Hg          .0986    .2000    ppb        .0000

*** Sample ID:                      Seq:  104     16:57:55 18 Mar 13   HG
                          240-21946-B-2-E MS
Hg    5.384   ppb       .0000     5.384

*** Sample ID:                      Seq:  105     16:59:27 18 Mar 13   HG
                          240-21946-B-2-F MSD
Hg    5.213   ppb       .0000     5.213

*** Sample ID:                      Seq:  106     17:00:47 18 Mar 13   HG
                          LB 240-78384/1-E
Hg    .0069   ppb       .0000     .0069

*** Sample ID:                      Seq:  107     17:02:16 18 Mar 13   HG
                          MB 240-78439/2-A
Hg    .0066   ppb       .0000     .0066

*** Sample ID:                      Seq:  108     17:03:33 18 Mar 13   HG
                          LCS 240-78439/3-A
Hg    5.044   ppb       .0000     5.044

*** Sample ID:                      Seq:  109     17:04:55 18 Mar 13   HG
                          240-21946-B-3-E
Hg    .0757   ppb       .0000     .0757

*** Sample ID:                      Seq:  110     17:06:14 18 Mar 13   HG
                          240-21946-B-3-F MS
Hg    4.985   ppb       .0000     4.985

*** Sample ID:                      Seq:  111     17:07:53 18 Mar 13   HG
                          240-21946-B-3-G MSD
Hg    4.982   ppb       .0000     4.982

*** Sample ID:                      Seq:  112     17:09:23 18 Mar 13   HG
                          240-21866-B-1-D
Hg    .0231   ppb       .0000     .0231

*** Sample ID:                      Seq:  113     17:11:19 18 Mar 13   HG
                          240-21914-AE-1-H
Hg    .3729   ppb       .0000     .3729

*** Check Standard: 6  Ck6CCV       Seq:  114     17:13:07 18 Mar 13   HG
Line  Flag  %Rcv.   Found    True  Units      SD/RSD
Hg          102.3    5.116   5.000  ppb        .0000

*** Check Standard: 1  Ck1CCB       Seq:  115     17:14:22 18 Mar 13   HG
Line  Flag  Found Range(+/-) Units      SD/RSD
Hg         -.0449    .2000    ppb        .0000

*** Check Standard: 6  Ck6CCV       Seq:  116     17:16:47 18 Mar 13   HG
Line  Flag  %Rcv.   Found    True  Units      SD/RSD
Hg          102.5    5.127   5.000  ppb        .0000

*** Check Standard: 1  Ck1CCB       Seq:  117     17:19:03 18 Mar 13   HG
Line  Flag  Found Range(+/-) Units      SD/RSD
Hg         -.0119    .2000    ppb        .0000
```

```
Line   Conc.  Units     SD/RSD      1       2       3       4       5
-----------------------------------------------------------------------------------------

*** Sample ID:                          Seq:  118    17:20:20 18 Mar 13   HG
                            240-21946-B-1-E
Hg    .3050   ppb       .0000     .3050

*** Sample ID:                          Seq:  119    17:21:38 18 Mar 13   HG
                            240-21904-B-1-F
Hg    .0295   ppb       .0000     .0295

*** Sample ID:                          Seq:  120    17:22:54 18 Mar 13   HG
                            240-21962-C-1-E
Hg    .0392   ppb       .0000     .0392

*** Sample ID:                          Seq:  121    17:24:42 18 Mar 13   HG
                            MB 240-78432/1-A
Hg    .0460   ppb       .0000     .0460

*** Sample ID:                          Seq:  122    17:26:21 18 Mar 13   HG
                            LCS 240-78432/2-A
Hg    4.462   ppb       .0000     4.462

*** Sample ID:                          Seq:  123    17:27:40 18 Mar 13   HG
                            240-21963-B-1-B
Hg   -.0363   ppb       .0000    -.0363

*** Sample ID:                          Seq:  124    17:29:06 18 Mar 13   HG
                            240-21963-B-1-C MS
Hg    .9940   ppb       .0000     .9940

*** Sample ID:                          Seq:  125    17:30:44 18 Mar 13   HG
                            240-21963-B-1-D MSD
Hg    1.004   ppb       .0000     1.004

*** Sample ID:                          Seq:  126    17:32:02 18 Mar 13   HG
                            190-222-A-1-B
Hg    .0716   ppb       .0000     .0716

*** Sample ID:                          Seq:  127    17:33:39 18 Mar 13   HG
                            190-223-A-1-B
Hg    .0648   ppb       .0000     .0648

*** Check Standard: 6  Ck6CCV        Seq:  128     17:35:00 18 Mar 13   HG
Line  Flag  %Rcv.   Found    True  Units      SD/RSD
Hg          102.7    5.136   5.000  ppb        .0000

*** Check Standard: 1  Ck1CCB        Seq:  129     17:36:46 18 Mar 13   HG
Line  Flag  Found Range(+/-) Units      SD/RSD
Hg         -.0149    .2000    ppb        .0000

*** Sample ID:                          Seq:  130    17:38:33 18 Mar 13   HG
                            190-224-A-1-B
Hg    .0874   ppb       .0000     .0874

*** Sample ID:                          Seq:  131    17:40:02 18 Mar 13   HG
                            190-227-C-1-B
Hg    .1336   ppb       .0000     .1336

*** Sample ID:                          Seq:  132    17:41:29 18 Mar 13   HG
                            190-235-C-1-B
Hg    .0063   ppb       .0000     .0063

*** Sample ID:                          Seq:  133    17:42:46 18 Mar 13   HG
                            190-237-C-1-B
Hg    .0736   ppb       .0000     .0736
```

```
Line   Conc.  Units     SD/RSD      1       2       3       4       5
-----------------------------------------------------------------------------

*** Sample ID:                          Seq:  134    17:44:24 18 Mar 13   HG
                              240-21909-C-2-B
Hg    .0654   ppb        .0000     .0654

*** Sample ID:                          Seq:  135    17:45:41 18 Mar 13   HG
                              240-21966-F-1-B
Hg    .0466   ppb        .0000     .0466

*** Sample ID:                          Seq:  136    17:46:59 18 Mar 13   HG
                              240-21967-C-1-B
Hg    .0119   ppb        .0000     .0119

*** Sample ID:                          Seq:  137    17:48:21 18 Mar 13   HG
                              240-21967-C-2-B
Hg    6.424   ppb        .0000     6.424

*** Sample ID:                          Seq:  138    17:49:47 18 Mar 13   HG
                              240-21987-H-1-A
Hg    .0113   ppb        .0000     .0113

*** Sample ID:                          Seq:  139    17:51:04 18 Mar 13   HG
                              MB 240-78597/1-A
Hg    .0801   ppb        .0000     .0801

*** Check Standard: 6  Ck6CCV         Seq:  140    17:52:23 18 Mar 13   HG
Line  Flag  %Rcv.    Found    True  Units      SD/RSD
Hg          103.1    5.153   5.000  ppb        .0000

*** Check Standard: 1  Ck1CCB         Seq:  141    17:53:59 18 Mar 13   HG
Line  Flag  Found Range(+/-) Units      SD/RSD
Hg         -.0437    .2000    ppb        .0000

*** Sample ID:                          Seq:  142    17:55:19 18 Mar 13   HG
                              LCS 240-78597/2-A
Hg    5.120   ppb        .0000     5.120

*** Sample ID:                          Seq:  143    17:56:37 18 Mar 13   HG
                              240-22052-J-2-A
Hg   -.0310   ppb        .0000    -.0310

*** Sample ID:                          Seq:  144    17:58:00 18 Mar 13   HG
                              240-22052-J-2-B MS
Hg    1.130   ppb        .0000     1.130

*** Sample ID:                          Seq:  145    17:59:18 18 Mar 13   HG
                              240-22052-J-2-C MSD
Hg    1.197   ppb        .0000     1.197

*** Sample ID:                          Seq:  146    18:00:45 18 Mar 13   HG
                              190-251-A-1-A
Hg    3.626   ppb        .0000     3.626

*** Sample ID:                          Seq:  147    18:02:02 18 Mar 13   HG
                              240-22003-A-1-A
Hg    7.013   ppb        .0000     7.013

*** Sample ID:                          Seq:  148    18:03:31 18 Mar 13   HG
                              240-22003-A-2-A
Hg    4.788   ppb        .0000     4.788

*** Sample ID:                          Seq:  149    18:05:13 18 Mar 13   HG
                              240-22003-A-3-A
Hg   -.1013   ppb        .0000    -.1013
```

```
Line   Conc.  Units     SD/RSD      1       2       3       4       5
-------------------------------------------------------------------------------

*** Sample ID:                          Seq:  150    18:06:29 18 Mar 13   HG
                              240-22003-A-4-A
Hg    .0454   ppb        .0000     .0454

*** Sample ID:                          Seq:  151    18:07:48 18 Mar 13   HG
                              240-22009-L-1-A
Hg   -.0366   ppb        .0000    -.0366

*** Check Standard: 6  Ck6CCV           Seq:  152    18:09:04 18 Mar 13   HG
Line  Flag  %Rcv.   Found    True  Units       SD/RSD
Hg          102.9    5.144   5.000  ppb         .0000

*** Check Standard: 1  Ck1CCB           Seq:  153    18:10:33 18 Mar 13   HG
Line  Flag  Found Range(+/-) Units       SD/RSD
Hg          .0172    .2000    ppb         .0000

*** Sample ID:                          Seq:  154    18:11:48 18 Mar 13   HG
                              190-254-B-1-A
Hg   -.0108   ppb        .0000    -.0108

*** Sample ID:                          Seq:  155    18:14:11 18 Mar 13   HG
                              190-256-C-1-A
Hg   -.0049   ppb        .0000    -.0049

*** Sample ID:                          Seq:  156    18:15:29 18 Mar 13   HG
                              190-257-C-1-A
Hg    .0245   ppb        .0000     .0245

*** Sample ID:                          Seq:  157    18:16:57 18 Mar 13   HG
                              240-22026-A-2-A
Hg    .0286   ppb        .0000     .0286

*** Sample ID:                          Seq:  158    18:18:44 18 Mar 13   HG
                              240-22026-A-4-A
Hg   -.0105   ppb        .0000    -.0105

*** Sample ID:                          Seq:  159    18:20:02 18 Mar 13   HG
                              240-22020-K-1-A
Hg    .0225   ppb        .0000     .0225

*** Sample ID:                          Seq:  160    18:21:22 18 Mar 13   HG
                              240-22052-D-3-A
Hg   -.0390   ppb        .0000    -.0390

*** Sample ID:                          Seq:  161    18:22:54 18 Mar 13   HG
                              240-22052-A-5-A
Hg    .0842   ppb        .0000     .0842

*** Sample ID:                          Seq:  162    18:24:12 18 Mar 13   HG
                              240-22017-D-2-A
Hg   -.0948   ppb        .0000    -.0948

*** Sample ID:                          Seq:  163    18:26:13 18 Mar 13   HG
                              240-22046-E-1-A
Hg    .0145   ppb        .0000     .0145

*** Check Standard: 6  Ck6CCV           Seq:  164    18:27:55 18 Mar 13   HG
Line  Flag  %Rcv.   Found    True  Units       SD/RSD
Hg          100.6    5.031   5.000  ppb         .0000

*** Check Standard: 1  Ck1CCB           Seq:  165    18:29:31 18 Mar 13   HG
Line  Flag  Found Range(+/-) Units       SD/RSD
Hg          .0912    .2000    ppb         .0000
```

```
Line   Conc.  Units     SD/RSD      1       2       3       4       5
-----------------------------------------------------------------------------

*** Sample ID:                        Seq:  166    18:31:09 18 Mar 13   HG
                            240-22060-E-1-A
Hg    .0375   ppb       .0000     .0375

*** Sample ID:                        Seq:  167    18:32:32 18 Mar 13   HG
                            240-22003-A-5-B
Hg   -.0901   ppb       .0000    -.0901

*** Check Standard: 6  Ck6CCV       Seq:  168    18:33:50 18 Mar 13   HG
Line  Flag  %Rcv.   Found    True  Units      SD/RSD
Hg          100.4    5.018   5.000  ppb        .0000

*** Check Standard: 1  Ck1CCB       Seq:  169    18:35:16 18 Mar 13   HG
Line  Flag  Found Range(+/-) Units      SD/RSD
Hg         -.0625    .2000    ppb        .0000
```

Line	Conc.	Units	SD/RSD	1	2	3	4	5

*** Check Standard: 6 Ck6CCV Seq: 170 09:25:56 19 Mar 13 HG

Line	Flag	%Rcv.	Found	True	Units	SD/RSD
Hg		94.74	4.737	5.000	ppb	.0000

*** Check Standard: 1 Ck1CCB Seq: 171 09:27:26 19 Mar 13 HG

Line	Flag	Found	Range(+/-)	Units	SD/RSD
Hg		-.0225	.2000	ppb	.0000

*** Sample ID: Seq: 172 09:28:41 19 Mar 13 HG

			CRA	
Hg	.1962	ppb	.0000	.1962

Dilution Corrected Concentrations

STD1 758008 INT STD 4/1/2013 2:24:34 PM

User Pre-dilution: 1.000

Run	Time	6Li	9Be	10B	11B	13C	23Na	25Mg	26Mg
		ppb	ppb	ppb	ppb	ppb	ppb	ppb	ppb
1	14:25:17	99.203%	0.004	-0.064	0.081	0.000	-0.307	-0.165	-0.152
2	14:26:00	101.056%	-0.002	0.056	-0.020	0.000	-0.174	0.063	0.116
3	14:26:43	99.741%	-0.002	0.008	-0.061	0.000	0.481	0.102	0.036
x		100.000%	0.000	0.000	-0.000	0.000	-0.000	0.000	0.000
σ		0.953%	0.003	0.061	0.073	0.000	0.422	0.144	0.138
%RSD		0.953	0.000	0.000	0.000	0.000	0.000	0.000	0.000

Run	Time	27Al	28Si	37Cl	39K	43Ca	44Ca	45Sc	47Ti
		ppb	ppb	ppb	ppb	ppb	ppb	ppb	ppb
1	14:25:17	-0.283	1.033	0.000	-0.155	0.555	-0.014	99.910%	-0.003
2	14:26:00	0.200	-0.393	0.000	-0.234	-1.121	-0.096	100.661%	-0.021
3	14:26:43	0.083	-0.640	0.000	0.390	0.566	0.110	99.428%	0.024
x		-0.000	0.000	0.000	-0.000	0.000	-0.000	100.000%	0.000
σ		0.252	0.903	0.000	0.340	0.971	0.103	0.621%	0.023
%RSD		0.000	0.000	0.000	0.000	0.000	0.000	0.621	0.000

Run	Time	51V	52Cr	55Mn	56Fe	57Fe	59Co	60Ni	63Cu
		ppb	ppb	ppb	ppb	ppb	ppb	ppb	ppb
1	14:25:17	-0.005	-0.000	-0.006	0.358	-0.512	-0.002	-0.025	-0.003
2	14:26:00	0.002	-0.003	0.011	-0.116	0.201	0.001	0.012	0.020
3	14:26:43	0.003	0.003	-0.005	-0.242	0.312	0.001	0.013	-0.017
x		0.000	0.000	0.000	0.000	0.000	-0.000	-0.000	0.000
σ		0.005	0.003	0.009	0.316	0.447	0.002	0.021	0.019
%RSD		0.000	0.000	0.000	0.000	0.000	0.000	0.000	0.000

Run	Time	65Cu	66Zn	68Zn	75As	78Se	82Se	83Kr	88Sr
		ppb	ppb	ppb	ppb	ppb	ppb	ppb	ppb
1	14:25:17	0.016	-0.004	0.020	0.032	-0.027	0.064	0.000	0.001
2	14:26:00	-0.003	0.029	0.025	-0.001	0.055	0.035	0.000	-0.001
3	14:26:43	-0.013	-0.026	-0.044	-0.030	-0.028	-0.099	0.000	-0.000
x		-0.000	-0.000	0.000	-0.000	-0.000	0.000	0.000	0.000
σ		0.015	0.028	0.038	0.031	0.048	0.087	0.000	0.001
%RSD		0.000	0.000	0.000	0.000	0.000	0.000	0.000	0.000

Run	Time	89Y	95Mo	98Mo	103Rh	107Ag	109Ag	111Cd	114Cd
		ppb	ppb	ppb	ppb	ppb	ppb	ppb	ppb
1	14:25:17	98.817%	-0.005	-0.010	99.836%	-0.005	0.003	-0.005	-0.003
2	14:26:00	100.827%	-0.002	0.024	100.882%	0.001	-0.002	0.023	0.012
3	14:26:43	100.356%	0.007	-0.014	99.283%	0.004	-0.001	-0.018	-0.009
x		100.000%	-0.000	0.000	100.000%	0.000	-0.000	0.000	0.000
σ		1.051%	0.006	0.021	0.812%	0.004	0.002	0.021	0.011
%RSD		1.051	0.000	0.000	0.812	0.000	0.000	0.000	0.000

Run	Time	115In	118Sn	121Sb	123Sb	135Ba	137Ba	159Tb	165Ho
		ppb	ppb	ppb	ppb	ppb	ppb	ppb	ppb
1	14:25:17	98.148%	0.002	-0.002	-0.001	-0.008	-0.012	98.008%	97.902%
2	14:26:00	101.437%	0.007	0.000	-0.004	0.001	0.014	101.020%	101.453%
3	14:26:43	100.415%	-0.008	0.001	0.004	0.007	-0.002	100.972%	100.645%
x		100.000%	0.000	-0.000	-0.000	-0.000	-0.000	100.000%	100.000%
σ		1.683%	0.008	0.001	0.004	0.008	0.013	1.725%	1.862%
%RSD		1.683	0.000	0.000	0.000	0.000	0.000	1.725	1.862

Run	Time	203Tl	205Tl	206Pb	207Pb	208Pb	209Bi
		ppb	ppb	ppb	ppb	ppb	ppb
1	14:25:17	0.001	-0.000	-0.004	-0.007	-0.007	98.507%
2	14:26:00	-0.001	0.001	0.002	0.014	0.004	101.005%
3	14:26:43	0.000	-0.001	0.002	-0.007	0.002	100.488%
x		0.000	0.000	-0.000	-0.000	-0.000	100.000%
σ		0.001	0.001	0.004	0.012	0.006	1.318%
%RSD		0.000	0.000	0.000	0.000	0.000	1.318

STD2 781421 4/1/2013 2:30:04 PM

User Pre-dilution: 1.000

Run	Time	6Li	9Be	10B	11B	13C	23Na	25Mg	26Mg
		ppb	ppb	ppb	ppb	ppb	ppb	ppb	ppb
1	14:30:47	89.048%	199.700	1.227	1.356	0.000	99010.000	99090.000	99320.000
2	14:31:29	90.300%	200.600	1.693	1.098	0.000	100400.000	100700.000	100500.000
3	14:32:12	92.148%	199.700	0.940	1.134	0.000	100600.000	100300.000	100200.000
x		90.499%	200.000	1.287	1.196	0.000	100000.000	100000.000	100000.000
σ		1.559%	0.544	0.380	0.140	0.000	856.300	809.500	604.700
%RSD		1.723	0.272	29.560	11.670	0.000	0.856	0.810	0.605

Run	Time	27Al	28Si	37Cl	39K	43Ca	44Ca	45Sc	47Ti
		ppb	ppb	ppb	ppb	ppb	ppb	ppb	ppb
1	14:30:47	990.000	6.834	0.000	99270.000	99550.000	99740.000	91.778%	0.168
2	14:31:29	1009.000	6.633	0.000	100800.000	100900.000	100500.000	94.390%	0.238
3	14:32:12	1001.000	6.907	0.000	99970.000	99550.000	99760.000	97.763%	0.366
x		1000.000	6.791	0.000	100000.000	100000.000	100000.000	94.644%	0.258
σ		9.486	0.142	0.000	743.400	778.700	428.900	3.000%	0.101
%RSD		0.949	2.090	0.000	0.743	0.779	0.429	3.170	39.120

Run	Time	51V	52Cr	55Mn	56Fe	57Fe	59Co	60Ni	63Cu
		ppb	ppb	ppb	ppb	ppb	ppb	ppb	ppb
1	14:30:47	199.100	200.200	999.800	49960.000	49930.000	199.600	201.500	200.000
2	14:31:29	201.300	200.800	1008.000	50320.000	50380.000	201.800	200.200	201.000
3	14:32:12	199.700	199.000	992.100	49720.000	49690.000	198.500	198.300	198.900
x		200.000	200.000	1000.000	50000.000	50000.000	200.000	200.000	200.000
σ		1.129	0.940	7.986	303.700	353.100	1.689	1.605	1.054
%RSD		0.565	0.470	0.799	0.607	0.706	0.845	0.802	0.527

Run	Time	65Cu	66Zn	68Zn	75As	78Se	82Se	83Kr	88Sr
		ppb	ppb	ppb	ppb	ppb	ppb	ppb	ppb
1	14:30:47	199.800	199.600	199.100	198.100	197.200	198.200	0.000	199.100
2	14:31:29	200.600	200.900	202.200	201.800	202.800	200.900	0.000	202.200
3	14:32:12	199.600	199.600	198.800	200.100	199.900	200.900	0.000	198.700
x		200.000	200.000	200.000	200.000	200.000	200.000	0.000	200.000
σ		0.528	0.742	1.884	1.830	2.818	1.551	0.000	1.910
%RSD		0.264	0.371	0.942	0.915	1.409	0.776	0.000	0.955

Run	Time	89Y	95Mo	98Mo	103Rh	107Ag	109Ag	111Cd	114Cd
		ppb	ppb	ppb	ppb	ppb	ppb	ppb	ppb
1	14:30:47	92.819%	0.213	0.283	84.487%	198.700	198.900	199.700	199.300
2	14:31:29	95.877%	0.312	0.281	86.538%	200.400	201.300	200.900	201.200
3	14:32:12	99.522%	0.358	0.289	88.526%	200.900	199.800	199.400	199.500
x		96.073%	0.294	0.284	86.517%	200.000	200.000	200.000	200.000
σ		3.356%	0.074	0.004	2.019%	1.180	1.213	0.796	1.048
%RSD		3.493	25.150	1.502	2.334	0.590	0.607	0.398	0.524

Run	Time	115In	118Sn	121Sb	123Sb	135Ba	137Ba	159Tb	165Ho
		ppb	ppb	ppb	ppb	ppb	ppb	ppb	ppb
1	14:30:47	91.432%	0.191	0.130	0.132	198.500	199.800	96.220%	96.159%
2	14:31:29	94.773%	0.211	0.128	0.145	202.100	200.700	98.951%	99.474%
3	14:32:12	97.726%	0.183	0.134	0.122	199.400	199.500	101.450%	101.870%
x		94.643%	0.195	0.131	0.133	200.000	200.000	98.874%	99.168%
σ		3.149%	0.015	0.003	0.012	1.854	0.652	2.616%	2.868%
%RSD		3.327	7.550	2.479	8.871	0.927	0.326	2.646	2.892

Run	Time	203Tl	205Tl	206Pb	207Pb	208Pb	209Bi
		ppb	ppb	ppb	ppb	ppb	ppb
1	14:30:47	195.400	195.900	196.000	196.200	195.700	85.404%
2	14:31:29	202.200	201.600	202.600	201.900	202.200	85.998%
3	14:32:12	202.400	202.500	201.400	201.900	202.100	87.318%
x		200.000	200.000	200.000	200.000	200.000	86.240%
σ		3.985	3.567	3.527	3.297	3.749	0.979%
%RSD		1.993	1.783	1.763	1.648	1.875	1.136

STD3 781422 4/1/2013 2:34:51 PM

User Pre-dilution: 1.000

Run	Time	6Li	9Be	10B	11B	13C	23Na	25Mg	26Mg
		ppb	ppb	ppb	ppb	ppb	ppb	ppb	ppb
1	14:35:34	88.974%	0.073	202.800	201.600	0.000	411.100	81.100	82.100
2	14:36:17	92.670%	0.155	194.000	192.600	0.000	387.400	74.820	76.630
3	14:37:00	90.682%	0.159	203.200	205.900	0.000	410.900	80.150	79.180
x		90.775%	0.129	200.000	200.000	0.000	403.100	78.690	79.300
σ		1.850%	0.049	5.158	6.795	0.000	13.610	3.387	2.735
%RSD		2.038	37.820	2.579	3.398	0.000	3.376	4.304	3.449

Run	Time	27Al	28Si	37Cl	39K	43Ca	44Ca	45Sc	47Ti
		ppb	ppb	ppb	ppb	ppb	ppb	ppb	ppb
1	14:35:34	14.500	10270.000	0.000	91.840	100.500	173.500	97.316%	205.600
2	14:36:17	13.530	9606.000	0.000	81.710	108.700	164.200	102.251%	192.100
3	14:37:00	14.550	10120.000	0.000	86.060	96.630	175.800	100.370%	202.200
x		14.190	10000.000	0.000	86.540	102.000	171.200	99.979%	200.000
σ		0.575	349.300	0.000	5.085	6.182	6.157	2.491%	7.027
%RSD		4.050	3.493	0.000	5.876	6.063	3.597	2.491	3.514

Run	Time	51V	52Cr	55Mn	56Fe	57Fe	59Co	60Ni	63Cu
		ppb	ppb	ppb	ppb	ppb	ppb	ppb	ppb
1	14:35:34	0.170	0.160	1.232	55.150	54.380	0.175	0.249	0.372
2	14:36:17	0.147	0.147	1.155	47.980	47.360	0.161	0.255	0.296
3	14:37:00	0.171	0.147	1.236	49.320	49.470	0.163	0.229	0.364
x		0.163	0.151	1.208	50.820	50.400	0.166	0.245	0.344
σ		0.013	0.007	0.045	3.814	3.602	0.008	0.014	0.042
%RSD		8.190	4.689	3.759	7.505	7.146	4.752	5.617	12.070

Run	Time	65Cu	66Zn	68Zn	75As	78Se	82Se	83Kr	88Sr
		ppb	ppb	ppb	ppb	ppb	ppb	ppb	ppb
1	14:35:34	0.410	1.872	1.903	0.279	1.178	0.424	0.000	0.375
2	14:36:17	0.415	1.853	1.898	0.327	0.691	0.734	0.000	0.356
3	14:37:00	0.468	1.929	1.828	0.270	0.531	0.307	0.000	0.366
x		0.431	1.884	1.876	0.292	0.800	0.488	0.000	0.365
σ		0.032	0.039	0.042	0.031	0.337	0.221	0.000	0.010
%RSD		7.442	2.095	2.250	10.480	42.130	45.210	0.000	2.620

Run	Time	89Y	95Mo	98Mo	103Rh	107Ag	109Ag	111Cd	114Cd
		ppb	ppb	ppb	ppb	ppb	ppb	ppb	ppb
1	14:35:34	96.984%	200.200	200.500	96.490%	0.223	0.242	0.199	-0.294
2	14:36:17	102.162%	194.600	193.700	100.187%	0.213	0.217	0.243	-0.317
3	14:37:00	100.766%	205.100	205.800	99.016%	0.228	0.228	0.175	-0.207
x		99.971%	200.000	200.000	98.565%	0.221	0.229	0.205	-0.273
σ		2.679%	5.247	6.066	1.889%	0.008	0.013	0.034	0.058
%RSD		2.680	2.624	3.033	1.917	3.408	5.512	16.640	21.220

Run	Time	115In	118Sn	121Sb	123Sb	135Ba	137Ba	159Tb	165Ho
		ppb	ppb	ppb	ppb	ppb	ppb	ppb	ppb
1	14:35:34	96.349%	203.800	203.400	202.900	0.318	0.551	98.087%	97.426%
2	14:36:17	102.616%	193.000	193.300	193.900	0.420	0.492	103.939%	103.385%
3	14:37:00	100.948%	203.200	203.300	203.300	0.417	0.503	102.559%	102.875%
x		99.971%	200.000	200.000	200.000	0.385	0.515	101.528%	101.229%
σ		3.246%	6.082	5.800	5.308	0.058	0.031	3.059%	3.303%
%RSD		3.247	3.041	2.900	2.654	15.080	6.048	3.013	3.263

Run	Time	203Tl	205Tl	206Pb	207Pb	208Pb	209Bi
		ppb	ppb	ppb	ppb	ppb	ppb
1	14:35:34	0.128	0.131	0.168	0.172	0.161	94.724%
2	14:36:17	0.126	0.121	0.135	0.142	0.140	102.116%
3	14:37:00	0.136	0.120	0.159	0.168	0.166	100.950%
x		0.130	0.124	0.154	0.161	0.156	99.263%
σ		0.005	0.006	0.017	0.016	0.014	3.974%
%RSD		4.219	4.768	10.850	9.993	8.899	4.003

ICV 768044 4/1/2013 2:39:38 PM QC Status: PASS (Initial: PASS)

User Pre-dilution: 1.000

Run	Time	6Li	9Be	10B	11B	13C	23Na	25Mg	26Mg
		ppb	ppb	ppb	ppb	ppb	ppb	ppb	ppb
1	14:40:21	90.753%	82.410	80.120	82.600	0.000	40210.000	39570.000	39520.000
2	14:41:04	91.531%	80.970	80.970	82.070	0.000	39960.000	39370.000	39370.000
3	14:41:47	93.608%	78.550	80.250	79.100	0.000	38830.000	38310.000	38170.000
x		91.964%	100.806%	100.558%	101.566%	0.000	99.163%	97.711%	97.552%
σ		1.476%	n/a	n/a	n/a	0.000	n/a	n/a	n/a
%RSD		1.605	2.419	0.571	2.320	0.000	1.853	1.734	1.903

Run	Time	27Al	28Si	37Cl	39K	43Ca	44Ca	45Sc	47Ti
		ppb	ppb	ppb	ppb	ppb	ppb	ppb	ppb
1	14:40:21	410.200	4146.000	0.000	40030.000	39100.000	39300.000	95.512%	80.570
2	14:41:04	408.700	4179.000	0.000	39980.000	38970.000	39420.000	96.142%	81.320
3	14:41:47	393.100	4051.000	0.000	38550.000	38660.000	38220.000	97.639%	76.880
x		101.006%	103.135%	0.000	98.803%	97.273%	97.450%	96.431%	99.489%
σ		n/a	n/a	0.000	n/a	n/a	n/a	1.093%	n/a
%RSD		2.343	1.602	0.000	2.131	0.571	1.704	1.133	2.987

Run	Time	51V	52Cr	55Mn	56Fe	57Fe	59Co	60Ni	63Cu
		ppb	ppb	ppb	ppb	ppb	ppb	ppb	ppb
1	14:40:21	80.950	81.400	415.000	19980.000	20900.000	81.330	82.070	82.020
2	14:41:04	80.150	80.920	415.700	19860.000	20840.000	80.780	80.800	81.250
3	14:41:47	77.510	77.880	404.300	19270.000	20270.000	77.800	78.320	79.430
x		99.421%	100.087%	102.915%	98.513%	103.363%	99.965%	100.496%	101.125%
σ		n/a	n/a	n/a	n/a	n/a	n/a	n/a	n/a
%RSD		2.265	2.385	1.553	1.912	1.683	2.376	2.368	1.640

Run	Time	65Cu	66Zn	68Zn	75As	78Se	82Se	83Kr	88Sr
		ppb	ppb	ppb	ppb	ppb	ppb	ppb	ppb
1	14:40:21	83.360	83.860	83.870	79.650	80.730	80.860	0.000	78.260
2	14:41:04	81.550	84.160	85.940	80.180	82.070	81.870	0.000	78.150
3	14:41:47	80.990	81.310	82.290	78.690	79.790	78.520	0.000	76.780
x		102.457%	103.890%	105.039%	99.386%	101.079%	100.519%	0.000	97.163%
σ		n/a	n/a	n/a	n/a	n/a	n/a	0.000	n/a
%RSD		1.509	1.888	2.177	0.951	1.417	2.135	0.000	1.063

Run	Time	89Y	95Mo	98Mo	103Rh	107Ag	109Ag	111Cd	114Cd
		ppb	ppb	ppb	ppb	ppb	ppb	ppb	ppb
1	14:40:21	95.458%	82.640	83.870	88.192%	81.880	82.470	83.150	82.690
2	14:41:04	97.145%	83.390	84.980	88.394%	81.490	81.980	82.210	82.140
3	14:41:47	99.291%	80.610	82.990	89.983%	80.320	80.150	80.370	80.090
x		97.298%	102.768%	104.932%	88.856%	101.540%	101.917%	102.390%	102.052%
σ		1.921%	n/a	n/a	0.981%	n/a	n/a	n/a	n/a
%RSD		1.974	1.748	1.188	1.104	0.995	1.500	1.727	1.678

Run	Time	115In	118Sn	121Sb	123Sb	135Ba	137Ba	159Tb	165Ho
		ppb	ppb	ppb	ppb	ppb	ppb	ppb	ppb
1	14:40:21	92.065%	89.980	80.700	80.190	81.590	80.440	95.916%	96.394%
2	14:41:04	94.999%	88.580	79.730	79.520	80.470	80.710	98.155%	98.106%
3	14:41:47	96.181%	86.650	78.520	78.050	79.120	79.420	99.877%	100.605%
x		94.415%	110.506%	99.564%	99.067%	100.493%	100.239%	97.983%	98.368%
σ		2.119%	n/a	n/a	n/a	n/a	n/a	1.986%	2.118%
%RSD		2.244	1.893	1.375	1.385	1.534	0.845	2.027	2.153

Run	Time	203Tl	205Tl	206Pb	207Pb	208Pb	209Bi
		ppb	ppb	ppb	ppb	ppb	ppb
1	14:40:21	82.640	82.540	80.620	84.120	82.380	85.803%
2	14:41:04	82.800	82.870	81.470	84.640	83.050	87.470%
3	14:41:47	79.650	79.530	77.920	81.050	79.520	90.697%
x		102.117%	102.061%	100.004%	104.087%	102.064%	87.990%
σ		n/a	n/a	n/a	n/a	n/a	2.488%
%RSD		2.174	2.257	2.318	2.330	2.297	2.828

ICB 4/1/2013 2:44:29 PM QC Status: PASS (Initial: PASS)

User Pre-dilution: 1.000

Run	Time	6Li	9Be	10B	11B	13C	23Na	25Mg	26Mg
		ppb	ppb	ppb	ppb	ppb	ppb	ppb	ppb
1	14:45:12	114.951%	0.024	1.395	1.577	0.000	19.680	2.315	2.399
2	14:45:55	116.361%	0.005	1.424	1.385	0.000	20.730	2.133	2.296
3	14:46:38	115.644%	0.014	1.032	1.122	0.000	20.090	1.753	1.779
x		115.652%	0.014	1.284	1.362	0.000	20.170	2.067	2.158
σ		0.705%	0.010	0.219	0.229	0.000	0.530	0.287	0.332
%RSD		0.609	67.820	17.020	16.800	0.000	2.630	13.880	15.380

Run	Time	27Al	28Si	37Cl	39K	43Ca	44Ca	45Sc	47Ti
		ppb	ppb	ppb	ppb	ppb	ppb	ppb	ppb
1	14:45:12	1.645	0.549	0.000	49.710	3.256	4.464	111.979%	0.074
2	14:45:55	1.669	-0.279	0.000	44.160	2.552	5.486	110.884%	0.034
3	14:46:38	1.650	-1.517	0.000	38.520	2.603	3.734	109.616%	-0.032
x		1.655	-0.415	0.000	44.130	2.804	4.561	110.826%	0.026
σ		0.013	1.040	0.000	5.598	0.393	0.880	1.182%	0.053
%RSD		0.765	250.300	0.000	12.680	14.010	19.290	1.067	208.800

Run	Time	51V	52Cr	55Mn	56Fe	57Fe	59Co	60Ni	63Cu
		ppb	ppb	ppb	ppb	ppb	ppb	ppb	ppb
1	14:45:12	0.056	0.121	0.058	-4.531	2.683	-0.003	0.029	0.720
2	14:45:55	-0.091	0.098	0.062	-5.728	2.134	-0.003	0.024	0.810
3	14:46:38	0.047	0.081	0.049	-6.676	2.213	-0.008	0.040	0.908
x		0.004	0.100	0.056	-5.645	2.343	-0.004	0.031	0.813
σ		0.083	0.020	0.007	1.075	0.297	0.003	0.008	0.094
%RSD		1901.000	20.010	11.930	19.040	12.670	63.990	26.910	11.570

Run	Time	65Cu	66Zn	68Zn	75As	78Se	82Se	83Kr	88Sr
		ppb	ppb	ppb	ppb	ppb	ppb	ppb	ppb
1	14:45:12	0.165	0.556	0.585	-0.077	2.638	-0.335	0.000	0.018
2	14:45:55	0.152	0.564	0.637	-0.057	2.353	-0.524	0.000	0.015
3	14:46:38	0.158	0.548	0.553	-0.245	2.256	-0.675	0.000	0.019
x		0.158	0.556	0.592	-0.126	2.415	-0.511	0.000	0.017
σ		0.006	0.008	0.042	0.103	0.199	0.170	0.000	0.002
%RSD		3.874	1.404	7.167	81.640	8.221	33.300	0.000	12.410

Run	Time	89Y	95Mo	98Mo	103Rh	107Ag	109Ag	111Cd	114Cd
		ppb	ppb	ppb	ppb	ppb	ppb	ppb	ppb
1	14:45:12	88.595%	0.647	0.622	85.049%	0.036	0.030	-0.013	-0.005
2	14:45:55	88.416%	0.464	0.450	83.864%	0.014	0.019	-0.057	-0.030
3	14:46:38	88.102%	0.320	0.366	83.740%	0.005	0.012	-0.019	-0.005
x		88.371%	0.477	0.479	84.218%	0.018	0.020	-0.030	-0.013
σ		0.250%	0.164	0.131	0.722%	0.016	0.009	0.024	0.014
%RSD		0.282	34.340	27.250	0.858	87.020	44.620	80.010	108.400

Run	Time	115In	118Sn	121Sb	123Sb	135Ba	137Ba	159Tb	165Ho
		ppb	ppb	ppb	ppb	ppb	ppb	ppb	ppb
1	14:45:12	84.903%	0.133	0.017	0.019	0.073	0.030	88.393%	88.486%
2	14:45:55	85.884%	0.127	0.005	0.014	0.057	0.038	89.006%	89.239%
3	14:46:38	85.429%	0.106	0.016	0.030	0.072	0.053	88.888%	89.428%
x		85.405%	0.122	0.013	0.021	0.067	0.040	88.762%	89.051%
σ		0.491%	0.014	0.007	0.008	0.009	0.011	0.325%	0.498%
%RSD		0.575	11.870	50.530	38.660	13.300	28.550	0.366	0.560

Run	Time	203Tl	205Tl	206Pb	207Pb	208Pb	209Bi
		ppb	ppb	ppb	ppb	ppb	ppb
1	14:45:12	0.014	0.011	0.068	0.099	0.086	91.225%
2	14:45:55	0.009	0.006	0.065	0.094	0.075	90.863%
3	14:46:38	0.006	0.009	0.072	0.080	0.073	91.891%
x		0.010	0.009	0.068	0.091	0.078	91.326%
σ		0.004	0.003	0.003	0.010	0.007	0.522%
%RSD		43.620	29.730	4.771	10.830	8.851	0.571

CRI 768045 4/1/2013 2:49:20 PM QC Status: PASS (Initial: PASS)

User Pre-dilution: 1.000

Run	Time	6Li	9Be	10B	11B	13C	23Na	25Mg	26Mg
		ppb	ppb	ppb	ppb	ppb	ppb	ppb	ppb
1	14:50:03	87.198%	0.979	5.607	5.877	0.000	105.300	103.500	103.800
2	14:50:46	86.381%	1.081	5.882	5.811	0.000	110.000	110.700	110.300
3	14:51:29	87.081%	1.080	5.562	6.018	0.000	110.200	110.000	111.200
x		86.887%	104.642%	113.672%	118.043%	0.000	108.470%	108.069%	108.427%
σ		0.442%	n/a	n/a	n/a	0.000	n/a	n/a	n/a
%RSD		0.509	5.624	3.048	1.783	0.000	2.572	3.664	3.712

Run	Time	27Al	28Si	37Cl	39K	43Ca	44Ca	45Sc	47Ti
		ppb	ppb	ppb	ppb	ppb	ppb	ppb	ppb
1	14:50:03	30.920	490.300	0.000	107.400	109.500	109.700	91.540%	4.950
2	14:50:46	31.850	509.300	0.000	110.700	116.200	114.700	90.538%	4.863
3	14:51:29	32.720	509.100	0.000	111.700	98.380	116.300	89.921%	5.116
x		106.094%	100.578%	0.000	109.940%	108.029%	113.591%	90.666%	99.524%
σ		n/a	n/a	0.000	n/a	n/a	n/a	0.817%	n/a
%RSD		2.826	2.173	0.000	2.063	8.349	3.033	0.901	2.583

Run	Time	51V	52Cr	55Mn	56Fe	57Fe	59Co	60Ni	63Cu
		ppb	ppb	ppb	ppb	ppb	ppb	ppb	ppb
1	14:50:03	0.864	1.887	5.527	52.650	55.440	0.492	0.961	2.065
2	14:50:46	0.814	1.918	5.771	54.870	57.070	0.508	1.002	2.103
3	14:51:29	0.882	1.937	5.750	56.040	55.250	0.513	1.090	2.125
x		85.346%	95.708%	1136.508%	109.039%	111.835%	100.900%	101.754%	104.876%
σ		n/a	n/a	n/a	n/a	n/a	n/a	n/a	n/a
%RSD		4.144	1.331	2.381	3.156	1.790	2.259	6.486	1.435

Run	Time	65Cu	66Zn	68Zn	75As	78Se	82Se	83Kr	88Sr
		ppb	ppb	ppb	ppb	ppb	ppb	ppb	ppb
1	14:50:03	2.110	5.300	5.036	1.238	5.034	5.086	0.000	4.615
2	14:50:46	2.136	5.470	5.289	1.062	4.908	4.910	0.000	4.850
3	14:51:29	2.240	5.510	5.421	1.109	5.339	5.457	0.000	4.868
x		108.103%	108.529%	104.975%	113.599%	101.875%	103.019%	0.000	95.554%
σ		n/a	n/a	n/a	n/a	n/a	n/a	0.000	n/a
%RSD		3.197	2.049	3.734	8.040	4.350	5.420	0.000	2.954

Run	Time	89Y	95Mo	98Mo	103Rh	107Ag	109Ag	111Cd	114Cd
		ppb	ppb	ppb	ppb	ppb	ppb	ppb	ppb
1	14:50:03	90.065%	4.412	4.319	91.623%	0.933	0.967	0.908	0.907
2	14:50:46	90.221%	4.502	4.586	91.239%	0.977	1.015	1.033	1.031
3	14:51:29	90.128%	4.777	4.587	91.053%	1.034	1.058	1.138	1.040
x		90.138%	91.270%	89.940%	91.305%	98.120%	101.313%	102.660%	99.271%
σ		0.079%	n/a	n/a	0.291%	n/a	n/a	n/a	n/a
%RSD		0.087	4.171	3.432	0.318	5.127	4.475	11.210	7.469

Run	Time	115In	118Sn	121Sb	123Sb	135Ba	137Ba	159Tb	165Ho
		ppb	ppb	ppb	ppb	ppb	ppb	ppb	ppb
1	14:50:03	90.487%	4.735	1.797	1.969	9.148	9.240	91.753%	91.928%
2	14:50:46	91.281%	5.018	2.012	1.974	9.574	9.710	93.270%	92.736%
3	14:51:29	90.741%	5.182	1.977	1.992	9.627	9.795	93.035%	93.053%
x		90.836%	99.568%	96.428%	98.904%	94.495%	95.814%	92.686%	92.572%
σ		0.405%	n/a	n/a	n/a	n/a	n/a	0.816%	0.580%
%RSD		0.446	4.536	5.982	0.613	2.779	3.121	0.880	0.626

Run	Time	203Tl	205Tl	206Pb	207Pb	208Pb	209Bi
		ppb	ppb	ppb	ppb	ppb	ppb
1	14:50:03	0.861	0.859	0.914	0.947	0.926	93.045%
2	14:50:46	0.909	0.884	0.944	0.980	0.952	95.020%
3	14:51:29	0.907	0.888	0.945	0.955	0.955	94.286%
x		89.235%	87.708%	93.416%	96.084%	94.425%	94.117%
σ		n/a	n/a	n/a	n/a	n/a	0.998%
%RSD		3.058	1.802	1.892	1.818	1.655	1.061

ICSA 768046 4/1/2013 2:54:10 PM QC Status: PASS (Initial: PASS)

User Pre-dilution: 1.000

Run	Time	6Li	9Be	10B	11B	13C	23Na	25Mg	26Mg
		ppb	ppb	ppb	ppb	ppb	ppb	ppb	ppb
1	14:54:53	72.500%	0.021	1.027	1.054	0.000	104700.000	104100.000	103300.000
2	14:55:36	73.925%	0.020	0.791	1.195	0.000	103800.000	103400.000	102800.000
3	14:56:18	75.321%	0.048	0.643	0.996	0.000	104000.000	103900.000	103300.000
x		73.915%	0.030	0.821	1.082	0.000	104100.000	103800.000	103100.000
σ		1.411%	0.016	0.193	0.103	0.000	466.900	360.400	264.000
%RSD		1.909	52.930	23.560	9.481	0.000	0.448	0.347	0.256

Run	Time	27Al	28Si	37Cl	39K	43Ca	44Ca	45Sc	47Ti
		ppb	ppb	ppb	ppb	ppb	ppb	ppb	ppb
1	14:54:53	98280.000	23.190	0.000	104500.000	104800.000	105700.000	74.449%	2217.000
2	14:55:36	98370.000	22.520	0.000	103800.000	103900.000	105400.000	77.408%	2192.000
3	14:56:18	98240.000	22.760	0.000	103900.000	104800.000	105500.000	78.281%	2191.000
x		98300.000	22.820	0.000	104100.000	104500.000	105500.000	76.713%	2200.000
σ		64.930	0.339	0.000	363.300	531.700	150.400	2.008%	14.880
%RSD		0.066	1.484	0.000	0.349	0.509	0.142	2.618	0.676

Run	Time	51V	52Cr	55Mn	56Fe	57Fe	59Co	60Ni	63Cu
		ppb	ppb	ppb	ppb	ppb	ppb	ppb	ppb
1	14:54:53	-0.398	-0.039	0.406	106900.000	106600.000	0.093	-0.147	0.899
2	14:55:36	-0.323	-0.002	0.399	105500.000	105300.000	0.098	-0.156	1.042
3	14:56:18	-0.270	0.107	0.360	105000.000	104900.000	0.090	-0.118	1.047
x		-0.330	0.022	0.388	105800.000	105600.000	0.093	-0.140	0.996
σ		0.064	0.076	0.025	1000.000	901.500	0.004	0.020	0.084
%RSD		19.490	345.600	6.443	0.945	0.854	4.490	14.220	8.393

Run	Time	65Cu	66Zn	68Zn	75As	78Se	82Se	83Kr	88Sr
		ppb	ppb	ppb	ppb	ppb	ppb	ppb	ppb
1	14:54:53	1.198	3.042	2.391	0.273	0.751	0.463	0.000	4.892
2	14:55:36	1.178	3.362	2.486	0.217	1.365	0.415	0.000	4.841
3	14:56:18	1.114	3.081	2.297	0.137	1.860	0.606	0.000	4.873
x		1.164	3.162	2.391	0.209	1.325	0.495	0.000	4.869
σ		0.044	0.175	0.094	0.068	0.556	0.099	0.000	0.026
%RSD		3.762	5.526	3.943	32.640	41.920	20.110	0.000	0.537

Run	Time	89Y	95Mo	98Mo	103Rh	107Ag	109Ag	111Cd	114Cd
		ppb	ppb	ppb	ppb	ppb	ppb	ppb	ppb
1	14:54:53	76.186%	2181.000	2133.000	71.618%	0.059	0.055	0.417	0.445
2	14:55:36	79.682%	2207.000	2149.000	74.165%	0.043	0.053	0.204	0.146
3	14:56:18	81.736%	2204.000	2148.000	76.022%	0.045	0.059	0.087	0.215
x		79.201%	2198.000	2144.000	73.935%	0.049	0.055	0.236	0.269
σ		2.806%	14.260	8.791	2.211%	0.009	0.003	0.168	0.156
%RSD		3.543	0.649	0.410	2.990	17.670	5.244	70.990	58.150

Run	Time	115In	118Sn	121Sb	123Sb	135Ba	137Ba	159Tb	165Ho
		ppb	ppb	ppb	ppb	ppb	ppb	ppb	ppb
1	14:54:53	80.134%	0.171	0.266	0.289	0.365	0.317	83.002%	82.828%
2	14:55:36	83.839%	0.172	0.263	0.273	0.328	0.347	87.310%	87.013%
3	14:56:18	85.865%	0.144	0.273	0.336	0.352	0.359	89.566%	88.880%
x		83.280%	0.163	0.267	0.299	0.348	0.341	86.626%	86.241%
σ		2.906%	0.016	0.005	0.033	0.019	0.022	3.335%	3.099%
%RSD		3.490	9.682	1.959	10.890	5.417	6.364	3.850	3.594

Run	Time	203Tl	205Tl	206Pb	207Pb	208Pb	209Bi
		ppb	ppb	ppb	ppb	ppb	ppb
1	14:54:53	0.014	0.006	0.132	0.125	0.124	75.944%
2	14:55:36	0.009	0.011	0.134	0.142	0.129	78.156%
3	14:56:18	0.007	0.010	0.119	0.142	0.123	78.128%
x		0.010	0.009	0.128	0.137	0.125	77.410%
σ		0.003	0.003	0.008	0.010	0.004	1.269%
%RSD		33.660	29.100	6.484	7.161	2.871	1.640

ICSAB 781423 4/1/2013 2:59:00 PM QC Status: PASS (Initial: PASS)

User Pre-dilution: 1.000

Run	Time	6Li	9Be	10B	11B	13C	23Na	25Mg	26Mg
		ppb	ppb	ppb	ppb	ppb	ppb	ppb	ppb
1	14:59:43	77.356%	18.930	50.520	48.900	0.000	101600.000	101200.000	101000.000
2	15:00:26	78.832%	18.940	45.580	48.890	0.000	100200.000	100100.000	99730.000
3	15:01:09	77.272%	19.640	48.280	51.590	0.000	105800.000	105400.000	104500.000
x		77.820%	95.833%	96.258%	99.587%	0.000	102.549%	102.216%	101.732%
σ		0.877%	n/a	n/a	n/a	0.000	n/a	n/a	n/a
%RSD		1.127	2.124	5.138	3.125	0.000	2.860	2.722	2.444

Run	Time	27Al	28Si	37Cl	39K	43Ca	44Ca	45Sc	47Ti
		ppb	ppb	ppb	ppb	ppb	ppb	ppb	ppb
1	14:59:43	96230.000	536.200	0.000	102200.000	101600.000	102400.000	81.330%	2142.000
2	15:00:26	94480.000	531.100	0.000	101000.000	101500.000	101900.000	82.882%	2131.000
3	15:01:09	99300.000	556.600	0.000	106000.000	107000.000	106700.000	81.017%	2241.000
x		96.672%	108.261%	0.000	103.051%	103.359%	103.649%	81.743%	108.567%
σ		n/a	n/a	0.000	n/a	n/a	n/a	0.999%	n/a
%RSD		2.523	2.494	0.000	2.530	3.034	2.567	1.222	2.808

Run	Time	51V	52Cr	55Mn	56Fe	57Fe	59Co	60Ni	63Cu
		ppb	ppb	ppb	ppb	ppb	ppb	ppb	ppb
1	14:59:43	19.770	20.050	21.620	102800.000	102600.000	20.190	19.610	20.850
2	15:00:26	19.930	20.260	21.330	101800.000	101800.000	20.020	19.610	20.930
3	15:01:09	20.540	20.990	22.490	106500.000	106600.000	20.900	20.530	21.790
x		100.385%	102.180%	94.845%	103.696%	103.655%	101.861%	99.587%	105.942%
σ		n/a	n/a	n/a	n/a	n/a	n/a	n/a	n/a
%RSD		2.015	2.410	2.785	2.402	2.514	2.284	2.681	2.460

Run	Time	65Cu	66Zn	68Zn	75As	78Se	82Se	83Kr	88Sr
		ppb	ppb	ppb	ppb	ppb	ppb	ppb	ppb
1	14:59:43	20.910	22.350	21.900	21.890	55.320	54.610	0.000	25.040
2	15:00:26	20.400	23.360	21.530	21.390	56.790	54.440	0.000	25.100
3	15:01:09	21.760	23.830	23.420	22.370	58.130	58.590	0.000	26.150
x		105.116%	92.717%	89.139%	109.424%	113.493%	111.765%	0.000	127.140%
σ		n/a	n/a	n/a	n/a	n/a	n/a	0.000	n/a
%RSD		3.273	3.259	4.484	2.235	2.480	4.199	0.000	2.447

Run	Time	89Y	95Mo	98Mo	103Rh	107Ag	109Ag	111Cd	114Cd
		ppb	ppb	ppb	ppb	ppb	ppb	ppb	ppb
1	14:59:43	83.147%	2126.000	2068.000	78.045%	19.530	19.590	20.230	19.520
2	15:00:26	84.833%	2151.000	2087.000	79.011%	19.620	19.660	20.190	19.820
3	15:01:09	83.359%	2259.000	2194.000	77.477%	20.630	20.470	21.110	20.660
x		83.779%	108.941%	105.805%	78.178%	99.642%	99.524%	102.545%	99.986%
σ		0.918%	n/a	n/a	0.776%	n/a	n/a	n/a	n/a
%RSD		1.096	3.241	3.206	0.992	3.077	2.463	2.545	2.956

Run	Time	115In	118Sn	121Sb	123Sb	135Ba	137Ba	159Tb	165Ho
		ppb	ppb	ppb	ppb	ppb	ppb	ppb	ppb
1	14:59:43	86.469%	101.000	20.370	20.370	19.950	20.410	89.138%	89.215%
2	15:00:26	88.603%	100.800	20.160	20.080	19.600	20.290	92.294%	91.510%
3	15:01:09	87.255%	105.200	21.100	21.270	21.200	20.960	90.369%	89.903%
x		87.442%	102.335%	102.722%	102.879%	101.251%	102.750%	90.600%	90.209%
σ		1.079%	n/a	n/a	n/a	n/a	n/a	1.591%	1.178%
%RSD		1.234	2.431	2.405	3.010	4.166	1.736	1.756	1.306

Run	Time	203Tl	205Tl	206Pb	207Pb	208Pb	209Bi
		ppb	ppb	ppb	ppb	ppb	ppb
1	14:59:43	19.600	19.540	19.920	19.960	19.940	80.159%
2	15:00:26	20.170	20.180	20.470	19.960	20.270	80.975%
3	15:01:09	21.050	21.080	21.190	21.270	21.250	79.904%
x		101.359%	101.333%	102.650%	101.984%	102.429%	80.346%
σ		n/a	n/a	n/a	n/a	n/a	0.559%
%RSD		3.595	3.817	3.107	3.705	3.343	0.696

CCV 735978 4/1/2013 3:03:51 PM

User Pre-dilution: 1.000

Run	Time	6Li	9Be	10B	11B	13C	23Na	25Mg	26Mg
		ppb	ppb	ppb	ppb	ppb	ppb	ppb	ppb
1	15:04:34	73.950%	0.049	6.051	7.276	0.000	105.000	31.230	33.070
2	15:05:16	73.638%	0.035	7.887	7.081	0.000	102.600	32.050	32.380
3	15:05:59	71.075%	-0.001	6.877	7.307	0.000	97.340	31.940	31.080
x		72.888%	0.028	6.938	7.221	0.000	101.700	31.740	32.180
σ		1.578%	0.026	0.919	0.122	0.000	3.940	0.443	1.009
%RSD		2.164	92.230	13.250	1.691	0.000	3.875	1.395	3.136

Run	Time	27Al	28Si	37Cl	39K	43Ca	44Ca	45Sc	47Ti
		ppb	ppb	ppb	ppb	ppb	ppb	ppb	ppb
1	15:04:34	472500.000	19.980	0.000	148.800	309.200	58.450	76.237%	2.149
2	15:05:16	467700.000	20.220	0.000	137.800	309.500	54.890	74.766%	2.010
3	15:05:59	476600.000	20.410	0.000	127.800	272.900	55.060	72.608%	1.785
x		472300.000	20.200	0.000	138.100	297.200	56.130	74.537%	1.981
σ		4435.000	0.217	0.000	10.520	21.070	2.008	1.826%	0.183
%RSD		0.939	1.074	0.000	7.619	7.089	3.578	2.449	9.249

Run	Time	51V	52Cr	55Mn	56Fe	57Fe	59Co	60Ni	63Cu
		ppb	ppb	ppb	ppb	ppb	ppb	ppb	ppb
1	15:04:34	-497.900	19980.000	21210.000	512700.000	533200.000	9.315	9905.000	18550.000
2	15:05:16	-504.800	19960.000	21360.000	510200.000	530300.000	9.325	9799.000	18220.000
3	15:05:59	-495.300	19840.000	21350.000	511700.000	528600.000	9.308	9736.000	18140.000
x		-499.300	19930.000	21310.000	511500.000	530700.000	9.316	9814.000	18300.000
σ		4.911	77.910	87.960	1253.000	2328.000	0.008	85.450	215.000
%RSD		0.984	0.391	0.413	0.245	0.439	0.091	0.871	1.175

Run	Time	65Cu	66Zn	68Zn	75As	78Se	82Se	83Kr	88Sr
		ppb	ppb	ppb	ppb	ppb	ppb	ppb	ppb
1	15:04:34	19250.000	18950.000	19000.000	0.601	8.627	1.422	0.000	0.179
2	15:05:16	18870.000	18830.000	18920.000	0.508	7.987	0.953	0.000	0.161
3	15:05:59	18820.000	18820.000	18910.000	0.539	6.785	1.162	0.000	0.181
x		18980.000	18860.000	18940.000	0.549	7.800	1.179	0.000	0.174
σ		236.000	71.930	47.990	0.047	0.935	0.235	0.000	0.011
%RSD		1.244	0.381	0.253	8.542	11.990	19.940	0.000	6.243

Run	Time	89Y	95Mo	98Mo	103Rh	107Ag	109Ag	111Cd	114Cd
		ppb	ppb	ppb	ppb	ppb	ppb	ppb	ppb
1	15:04:34	78.834%	12.790	12.260	82.875%	0.029	0.022	0.010	0.007
2	15:05:16	78.263%	10.030	9.884	81.349%	0.021	0.024	0.005	0.027
3	15:05:59	76.707%	8.370	8.276	79.096%	0.033	0.022	0.007	0.031
x		77.934%	10.400	10.140	81.107%	0.027	0.023	0.008	0.022
σ		1.101%	2.234	2.003	1.901%	0.006	0.001	0.003	0.012
%RSD		1.413	21.480	19.760	2.344	20.930	4.689	34.600	57.630

Run	Time	115In	118Sn	121Sb	123Sb	135Ba	137Ba	159Tb	165Ho
		ppb	ppb	ppb	ppb	ppb	ppb	ppb	ppb
1	15:04:34	91.626%	0.258	0.781	0.774	14330.000	14550.000	77.969%	82.158%
2	15:05:16	92.763%	0.224	0.786	0.772	14180.000	14300.000	80.281%	83.361%
3	15:05:59	91.008%	0.264	0.796	0.778	14080.000	14280.000	79.868%	83.087%
x		91.799%	0.249	0.788	0.775	14200.000	14370.000	79.373%	82.869%
σ		0.890%	0.022	0.008	0.003	125.400	150.800	1.233%	0.630%
%RSD		0.969	8.763	0.966	0.408	0.883	1.049	1.553	0.760

Run	Time	203Tl	205Tl	206Pb	207Pb	208Pb	209Bi
		ppb	ppb	ppb	ppb	ppb	ppb
1	15:04:34	0.127	0.133	18280.000	19600.000	18860.000	73.847%
2	15:05:16	0.093	0.115	18360.000	19690.000	18950.000	74.912%
3	15:05:59	0.076	0.096	18460.000	19830.000	19020.000	74.723%
x		0.099	0.115	18370.000	19710.000	18950.000	74.494%
σ		0.026	0.019	93.230	116.000	79.180	0.568%
%RSD		26.540	16.280	0.508	0.589	0.418	0.763

CCV 735987 4/1/2013 3:08:40 PM

User Pre-dilution: 1.000

Run	Time	6Li	9Be	10B	11B	13C	23Na	25Mg	26Mg
		ppb	ppb	ppb	ppb	ppb	ppb	ppb	ppb
1	15:09:23	84.576%	0.021	5.035	5.338	0.000	468600.000	933900.000	936200.000
2	15:10:06	84.549%	-0.004	5.745	5.234	0.000	473700.000	944900.000	946000.000
3	15:10:49	81.740%	0.009	5.369	5.113	0.000	484200.000	967500.000	967400.000
x		83.622%	0.009	5.383	5.228	0.000	475500.000	948700.000	949900.000
σ		1.630%	0.013	0.355	0.113	0.000	7993.000	17110.000	15980.000
%RSD		1.949	148.100	6.600	2.158	0.000	1.681	1.803	1.683

Run	Time	27Al	28Si	37Cl	39K	43Ca	44Ca	45Sc	47Ti
		ppb	ppb	ppb	ppb	ppb	ppb	ppb	ppb
1	15:09:23	4.402	20.120	0.000	458600.000	926600.000	944100.000	95.569%	0.875
2	15:10:06	6.614	18.140	0.000	469700.000	942500.000	956900.000	97.461%	0.959
3	15:10:49	306.300	19.900	0.000	480600.000	956600.000	974900.000	95.713%	1.344
x		105.800	19.380	0.000	469600.000	941900.000	958600.000	96.248%	1.059
σ		173.700	1.086	0.000	11010.000	15000.000	15470.000	1.053%	0.250
%RSD		164.200	5.604	0.000	2.345	1.593	1.614	1.094	23.600

Run	Time	51V	52Cr	55Mn	56Fe	57Fe	59Co	60Ni	63Cu
		ppb	ppb	ppb	ppb	ppb	ppb	ppb	ppb
1	15:09:23	-0.131	0.035	0.442	33.730	2307.000	0.619	-6.423	10.380
2	15:10:06	-0.092	0.190	0.535	30.160	2272.000	0.638	-6.933	11.560
3	15:10:49	-0.206	11.080	11.920	309.500	2649.000	0.681	-1.722	21.790
x		-0.143	3.769	4.297	124.500	2409.000	0.646	-5.026	14.580
σ		0.058	6.334	6.598	160.300	207.900	0.032	2.873	6.278
%RSD		40.450	168.100	153.500	128.800	8.628	5.002	57.160	43.070

Run	Time	65Cu	66Zn	68Zn	75As	78Se	82Se	83Kr	88Sr
		ppb	ppb	ppb	ppb	ppb	ppb	ppb	ppb
1	15:09:23	1.536	3.081	2.314	0.102	32.860	0.360	0.000	37.250
2	15:10:06	1.751	3.393	2.483	0.213	38.600	0.599	0.000	37.880
3	15:10:49	11.200	11.730	11.150	0.287	41.420	0.943	0.000	38.600
x		4.829	6.067	5.315	0.201	37.630	0.634	0.000	37.910
σ		5.519	4.904	5.053	0.093	4.358	0.293	0.000	0.678
%RSD		114.300	80.830	95.060	46.430	11.580	46.230	0.000	1.789

Run	Time	89Y	95Mo	98Mo	103Rh	107Ag	109Ag	111Cd	114Cd
		ppb	ppb	ppb	ppb	ppb	ppb	ppb	ppb
1	15:09:23	98.667%	5.263	3.648	79.501%	0.073	0.061	0.103	0.066
2	15:10:06	100.374%	5.334	3.342	80.815%	0.067	0.062	0.039	0.023
3	15:10:49	99.062%	5.464	3.253	78.884%	0.069	0.075	0.042	0.033
x		99.368%	5.354	3.414	79.733%	0.070	0.066	0.061	0.041
σ		0.894%	0.102	0.207	0.987%	0.003	0.008	0.036	0.023
%RSD		0.899	1.904	6.073	1.237	4.788	11.610	58.890	56.110

Run	Time	115In	118Sn	121Sb	123Sb	135Ba	137Ba	159Tb	165Ho
		ppb	ppb	ppb	ppb	ppb	ppb	ppb	ppb
1	15:09:23	89.782%	0.133	0.039	0.044	1.430	1.283	94.939%	95.461%
2	15:10:06	92.608%	0.136	0.034	0.035	1.458	1.409	97.228%	97.592%
3	15:10:49	91.548%	0.182	0.048	0.041	10.230	10.480	95.888%	96.191%
x		91.313%	0.150	0.041	0.040	4.374	4.391	96.018%	96.415%
σ		1.427%	0.028	0.007	0.004	5.075	5.275	1.150%	1.083%
%RSD		1.563	18.420	17.770	11.200	116.000	120.100	1.198	1.123

Run	Time	203Tl	205Tl	206Pb	207Pb	208Pb	209Bi
		ppb	ppb	ppb	ppb	ppb	ppb
1	15:09:23	0.059	0.060	0.661	0.641	0.672	69.626%
2	15:10:06	0.058	0.050	0.772	0.764	0.780	71.245%
3	15:10:49	0.060	0.054	12.970	13.900	13.470	70.428%
x		0.059	0.055	4.800	5.101	4.974	70.433%
σ		0.001	0.005	7.073	7.618	7.359	0.810%
%RSD		1.818	8.850	147.400	149.300	147.900	1.150

CCV 781130 4/1/2013 3:13:29 PM QC Status: PASS (Initial: PASS)

User Pre-dilution: 1.000

Run	Time	6Li	9Be	10B	11B	13C	23Na	25Mg	26Mg
		ppb	ppb	ppb	ppb	ppb	ppb	ppb	ppb
1	15:14:12	88.962%	110.200	95.620	93.220	0.000	50040.000	50330.000	50820.000
2	15:14:55	90.098%	107.300	98.490	94.720	0.000	50350.000	50550.000	51230.000
3	15:15:38	89.678%	106.400	96.110	95.030	0.000	49500.000	49660.000	50100.000
x		89.580%	107.938%	96.739%	94.324%	0.000	99.927%	100.359%	101.434%
σ		0.574%	n/a	n/a	n/a	0.000	n/a	n/a	n/a
%RSD		0.641	1.829	1.592	1.023	0.000	0.854	0.927	1.125

Run	Time	27Al	28Si	37Cl	39K	43Ca	44Ca	45Sc	47Ti
		ppb	ppb	ppb	ppb	ppb	ppb	ppb	ppb
1	15:14:12	521.600	5216.000	0.000	50720.000	48800.000	49160.000	102.315%	99.050
2	15:14:55	520.400	5202.000	0.000	50490.000	49430.000	49220.000	103.835%	98.740
3	15:15:38	514.400	5073.000	0.000	49770.000	48130.000	48570.000	105.782%	95.180
x		103.764%	103.276%	0.000	100.650%	97.573%	97.963%	103.977%	97.657%
σ		n/a	n/a	0.000	n/a	n/a	n/a	1.738%	n/a
%RSD		0.743	1.523	0.000	0.980	1.333	0.736	1.672	2.202

Run	Time	51V	52Cr	55Mn	56Fe	57Fe	59Co	60Ni	63Cu
		ppb	ppb	ppb	ppb	ppb	ppb	ppb	ppb
1	15:14:12	97.780	98.060	504.800	24790.000	25900.000	100.000	102.100	103.000
2	15:14:55	98.720	99.100	508.600	24700.000	26020.000	100.200	101.400	102.900
3	15:15:38	96.210	96.630	486.600	24120.000	25420.000	97.750	98.510	100.400
x		97.567%	97.932%	99.999%	98.153%	103.119%	99.339%	100.691%	102.109%
σ		n/a	n/a	n/a	n/a	n/a	n/a	n/a	n/a
%RSD		1.300	1.268	2.348	1.489	1.220	1.392	1.906	1.422

Run	Time	65Cu	66Zn	68Zn	75As	78Se	82Se	83Kr	88Sr
		ppb	ppb	ppb	ppb	ppb	ppb	ppb	ppb
1	15:14:12	102.900	107.900	106.800	101.900	102.900	102.500	0.000	97.620
2	15:14:55	103.900	107.700	108.100	102.900	104.500	103.500	0.000	98.590
3	15:15:38	101.100	105.900	106.500	101.000	103.100	102.200	0.000	97.340
x		102.642%	107.178%	107.158%	101.938%	103.532%	102.724%	0.000	97.851%
σ		n/a	n/a	n/a	n/a	n/a	n/a	0.000	n/a
%RSD		1.365	1.012	0.787	0.922	0.830	0.689	0.000	0.671

Run	Time	89Y	95Mo	98Mo	103Rh	107Ag	109Ag	111Cd	114Cd
		ppb	ppb	ppb	ppb	ppb	ppb	ppb	ppb
1	15:14:12	101.120%	99.930	101.100	93.658%	100.000	99.900	98.870	98.620
2	15:14:55	103.525%	102.200	105.500	95.071%	100.500	100.800	99.770	99.500
3	15:15:38	105.170%	103.100	104.400	96.371%	98.740	99.040	97.810	97.510
x		103.271%	101.737%	103.683%	95.034%	99.749%	99.904%	98.816%	98.544%
σ		2.037%	n/a	n/a	1.357%	n/a	n/a	n/a	n/a
%RSD		1.972	1.594	2.202	1.428	0.903	0.870	0.995	1.015

Run	Time	115In	118Sn	121Sb	123Sb	135Ba	137Ba	159Tb	165Ho
		ppb	ppb	ppb	ppb	ppb	ppb	ppb	ppb
1	15:14:12	98.409%	96.200	96.070	95.320	99.690	99.360	100.987%	100.882%
2	15:14:55	100.991%	96.650	96.290	95.700	99.750	99.470	104.248%	104.023%
3	15:15:38	102.641%	95.270	95.320	94.540	98.810	98.370	104.542%	105.061%
x		100.680%	96.040%	95.892%	95.186%	99.416%	99.067%	103.259%	103.322%
σ		2.133%	n/a	n/a	n/a	n/a	n/a	1.973%	2.176%
%RSD		2.118	0.736	0.527	0.618	0.531	0.614	1.911	2.106

Run	Time	203Tl	205Tl	206Pb	207Pb	208Pb	209Bi
		ppb	ppb	ppb	ppb	ppb	ppb
1	15:14:12	95.470	95.290	95.640	95.450	95.480	89.910%
2	15:14:55	97.640	97.590	97.390	97.390	97.400	91.369%
3	15:15:38	95.450	95.940	96.750	96.530	96.390	93.388%
x		96.186%	96.273%	96.595%	96.459%	96.425%	91.555%
σ		n/a	n/a	n/a	n/a	n/a	1.747%
%RSD		1.307	1.232	0.920	1.009	0.998	1.908

CCB1 4/1/2013 3:19:48 PM QC Status: PASS (Initial: PASS)

User Pre-dilution: 1.000

Run	Time	6Li	9Be	10B	11B	13C	23Na	25Mg	26Mg
		ppb	ppb	ppb	ppb	ppb	ppb	ppb	ppb
1	15:20:31	116.761%	0.014	0.738	0.602	0.000	30.530	4.238	3.964
2	15:21:14	119.040%	-0.019	0.367	0.637	0.000	29.510	3.238	3.243
3	15:21:57	119.118%	-0.014	0.336	0.439	0.000	27.880	2.577	2.558
x		118.306%	-0.007	0.480	0.559	0.000	29.310	3.351	3.255
σ		1.339%	0.018	0.224	0.106	0.000	1.338	0.836	0.703
%RSD		1.132	269.500	46.580	18.900	0.000	4.566	24.960	21.590

Run	Time	27Al	28Si	37Cl	39K	43Ca	44Ca	45Sc	47Ti
		ppb	ppb	ppb	ppb	ppb	ppb	ppb	ppb
1	15:20:31	2.425	-1.838	0.000	59.560	4.560	5.275	115.222%	0.071
2	15:21:14	2.111	-2.416	0.000	51.780	5.874	4.720	117.159%	0.123
3	15:21:57	1.871	-2.270	0.000	44.810	5.887	4.556	116.948%	0.045
x		2.136	-2.175	0.000	52.050	5.440	4.850	116.443%	0.080
σ		0.278	0.301	0.000	7.378	0.762	0.377	1.063%	0.040
%RSD		12.990	13.820	0.000	14.170	14.010	7.767	0.913	49.750

Run	Time	51V	52Cr	55Mn	56Fe	57Fe	59Co	60Ni	63Cu
		ppb	ppb	ppb	ppb	ppb	ppb	ppb	ppb
1	15:20:31	-0.013	0.112	0.073	-2.041	4.770	-0.003	0.039	1.126
2	15:21:14	-0.052	0.106	0.066	-3.261	3.985	-0.004	0.040	1.120
3	15:21:57	-0.018	0.099	0.062	-4.672	3.060	-0.003	0.048	1.064
x		-0.028	0.106	0.067	-3.325	3.938	-0.004	0.042	1.103
σ		0.021	0.006	0.006	1.316	0.856	0.001	0.005	0.034
%RSD		74.390	5.971	8.593	39.590	21.730	16.420	10.860	3.091

Run	Time	65Cu	66Zn	68Zn	75As	78Se	82Se	83Kr	88Sr
		ppb	ppb	ppb	ppb	ppb	ppb	ppb	ppb
1	15:20:31	0.347	0.567	0.659	-0.015	3.529	-0.056	0.000	0.016
2	15:21:14	0.317	0.508	0.624	-0.210	3.524	-0.459	0.000	0.019
3	15:21:57	0.290	0.539	0.562	-0.214	3.150	-0.461	0.000	0.015
x		0.318	0.538	0.615	-0.146	3.401	-0.325	0.000	0.017
σ		0.028	0.029	0.049	0.114	0.217	0.233	0.000	0.002
%RSD		8.858	5.423	7.984	77.540	6.386	71.820	0.000	12.970

Run	Time	89Y	95Mo	98Mo	103Rh	107Ag	109Ag	111Cd	114Cd
		ppb	ppb	ppb	ppb	ppb	ppb	ppb	ppb
1	15:20:31	91.040%	1.153	0.993	86.875%	0.019	0.023	0.039	0.023
2	15:21:14	92.388%	1.016	0.957	88.458%	0.012	0.011	-0.036	-0.020
3	15:21:57	92.691%	0.769	0.774	88.597%	0.011	0.013	0.002	0.002
x		92.040%	0.979	0.908	87.977%	0.014	0.016	0.002	0.002
σ		0.879%	0.195	0.117	0.957%	0.004	0.006	0.037	0.022
%RSD		0.955	19.920	12.940	1.087	30.780	38.620	2055.000	1372.000

Run	Time	115In	118Sn	121Sb	123Sb	135Ba	137Ba	159Tb	165Ho
		ppb	ppb	ppb	ppb	ppb	ppb	ppb	ppb
1	15:20:31	86.879%	0.186	0.019	0.038	0.049	0.060	89.438%	89.545%
2	15:21:14	89.204%	0.175	0.010	0.019	0.097	0.061	92.390%	92.063%
3	15:21:57	89.726%	0.139	0.014	0.024	0.068	0.057	91.928%	92.166%
x		88.603%	0.167	0.014	0.027	0.071	0.060	91.252%	91.258%
σ		1.516%	0.025	0.004	0.010	0.024	0.002	1.588%	1.484%
%RSD		1.710	14.870	29.320	35.280	33.860	3.457	1.740	1.626

Run	Time	203Tl	205Tl	206Pb	207Pb	208Pb	209Bi
		ppb	ppb	ppb	ppb	ppb	ppb
1	15:20:31	0.013	0.011	0.110	0.126	0.112	94.323%
2	15:21:14	0.003	0.007	0.094	0.110	0.100	94.883%
3	15:21:57	0.006	0.006	0.086	0.089	0.083	95.965%
x		0.007	0.008	0.097	0.108	0.098	95.057%
σ		0.005	0.003	0.012	0.019	0.014	0.835%
%RSD		66.250	34.550	12.440	17.240	14.720	0.878

MB 180-66565/1-A 4/1/2013 3:24:38 PM

User Pre-dilution: 1.000

Run	Time	6Li	9Be	10B	11B	13C	23Na	25Mg	26Mg
		ppb	ppb	ppb	ppb	ppb	ppb	ppb	ppb
1	15:25:21	114.330%	0.010	0.428	0.267	0.000	60.770	3.564	2.877
2	15:26:04	114.996%	-0.014	0.275	0.296	0.000	69.090	2.902	2.907
3	15:26:47	116.166%	-0.005	0.171	0.130	0.000	72.410	3.182	3.230
x		115.164%	-0.003	0.291	0.231	0.000	67.430	3.216	3.005
σ		0.929%	0.012	0.130	0.089	0.000	5.996	0.332	0.196
%RSD		0.807	406.100	44.520	38.440	0.000	8.893	10.320	6.508

Run	Time	27Al	28Si	37Cl	39K	43Ca	44Ca	45Sc	47Ti
		ppb	ppb	ppb	ppb	ppb	ppb	ppb	ppb
1	15:25:21	4.688	10.930	0.000	40.170	4.266	6.851	106.981%	0.054
2	15:26:04	4.704	12.070	0.000	41.440	5.757	7.151	107.864%	0.044
3	15:26:47	4.392	13.620	0.000	40.270	11.930	9.298	107.704%	0.028
x		4.594	12.210	0.000	40.630	7.319	7.767	107.516%	0.042
σ		0.176	1.348	0.000	0.707	4.066	1.335	0.471%	0.013
%RSD		3.823	11.050	0.000	1.741	55.560	17.190	0.438	31.530

Run	Time	51V	52Cr	55Mn	56Fe	57Fe	59Co	60Ni	63Cu
		ppb	ppb	ppb	ppb	ppb	ppb	ppb	ppb
1	15:25:21	-0.002	0.170	0.338	2.164	5.766	-0.000	0.102	0.923
2	15:26:04	0.062	0.194	0.307	0.826	5.622	-0.004	0.118	0.777
3	15:26:47	-0.085	0.192	0.298	1.055	6.583	-0.005	0.141	0.798
x		-0.008	0.186	0.314	1.348	5.990	-0.003	0.120	0.833
σ		0.074	0.013	0.021	0.716	0.518	0.002	0.020	0.079
%RSD		885.300	7.183	6.659	53.110	8.646	76.190	16.210	9.449

Run	Time	65Cu	66Zn	68Zn	75As	78Se	82Se	83Kr	88Sr
		ppb	ppb	ppb	ppb	ppb	ppb	ppb	ppb
1	15:25:21	0.351	0.802	0.807	-0.083	1.024	-0.141	0.000	0.024
2	15:26:04	0.271	0.708	0.787	-0.057	0.990	-0.026	0.000	0.023
3	15:26:47	0.324	0.865	0.944	-0.049	1.044	-0.014	0.000	0.021
x		0.315	0.792	0.846	-0.063	1.020	-0.060	0.000	0.023
σ		0.041	0.079	0.085	0.018	0.028	0.070	0.000	0.001
%RSD		12.890	9.947	10.100	28.050	2.702	116.300	0.000	5.389

Run	Time	89Y	95Mo	98Mo	103Rh	107Ag	109Ag	111Cd	114Cd
		ppb	ppb	ppb	ppb	ppb	ppb	ppb	ppb
1	15:25:21	93.014%	0.215	0.200	91.397%	0.004	0.005	-0.012	-0.008
2	15:26:04	95.405%	0.245	0.186	92.816%	0.004	0.009	-0.024	-0.009
3	15:26:47	95.511%	0.204	0.199	92.578%	0.000	0.011	0.000	0.007
x		94.644%	0.221	0.195	92.264%	0.003	0.008	-0.012	-0.003
σ		1.412%	0.021	0.008	0.760%	0.002	0.003	0.012	0.009
%RSD		1.492	9.467	3.995	0.823	75.770	40.540	99.700	283.400

Run	Time	115In	118Sn	121Sb	123Sb	135Ba	137Ba	159Tb	165Ho
		ppb	ppb	ppb	ppb	ppb	ppb	ppb	ppb
1	15:25:21	90.713%	0.029	0.001	0.002	0.216	0.200	92.499%	92.848%
2	15:26:04	93.182%	-0.004	0.002	0.015	0.160	0.166	95.779%	95.458%
3	15:26:47	92.750%	0.028	0.002	0.013	0.171	0.179	95.798%	96.114%
x		92.215%	0.018	0.002	0.010	0.182	0.181	94.692%	94.807%
σ		1.318%	0.019	0.001	0.007	0.029	0.017	1.899%	1.728%
%RSD		1.430	104.800	57.860	68.520	16.040	9.396	2.005	1.822

Run	Time	203Tl	205Tl	206Pb	207Pb	208Pb	209Bi
		ppb	ppb	ppb	ppb	ppb	ppb
1	15:25:21	0.007	0.003	0.244	0.256	0.243	95.786%
2	15:26:04	0.001	-0.001	0.234	0.244	0.231	99.361%
3	15:26:47	0.001	0.000	0.229	0.226	0.234	98.704%
x		0.003	0.001	0.235	0.242	0.236	97.950%
σ		0.004	0.002	0.008	0.015	0.007	1.903%
%RSD		120.600	318.200	3.185	6.225	2.792	1.943

LCS 180-66565/2-A 4/1/2013 3:29:24 PM

User Pre-dilution: 1.000

Run	Time	6Li	9Be	10B	11B	13C	23Na	25Mg	26Mg
		ppb	ppb	ppb	ppb	ppb	ppb	ppb	ppb
1	15:30:07	88.630%	47.250	901.900	924.900	0.000	45690.000	45620.000	45270.000
2	15:30:50	86.668%	47.510	923.300	946.500	0.000	45320.000	45670.000	44900.000
3	15:31:33	86.540%	44.510	888.700	922.600	0.000	43560.000	43500.000	43140.000
x		87.280%	46.420	904.600	931.300	0.000	44860.000	44930.000	44440.000
σ		1.172%	1.660	17.450	13.190	0.000	1140.000	1241.000	1138.000
%RSD		1.342	3.575	1.929	1.417	0.000	2.542	2.761	2.562

Run	Time	27Al	28Si	37Cl	39K	43Ca	44Ca	45Sc	47Ti
		ppb	ppb	ppb	ppb	ppb	ppb	ppb	ppb
1	15:30:07	1724.000	8417.000	0.000	46040.000	46650.000	46910.000	80.506%	920.100
2	15:30:50	1686.000	8299.000	0.000	45120.000	46080.000	46380.000	76.605%	912.700
3	15:31:33	1617.000	7927.000	0.000	43540.000	44540.000	44500.000	75.870%	890.300
x		1675.000	8214.000	0.000	44900.000	45760.000	45930.000	77.660%	907.700
σ		54.510	255.700	0.000	1266.000	1093.000	1263.000	2.492%	15.510
%RSD		3.254	3.113	0.000	2.820	2.388	2.749	3.209	1.709

Run	Time	51V	52Cr	55Mn	56Fe	57Fe	59Co	60Ni	63Cu
		ppb	ppb	ppb	ppb	ppb	ppb	ppb	ppb
1	15:30:07	463.600	184.000	487.400	961.500	1055.000	454.800	456.400	228.400
2	15:30:50	463.500	185.300	491.400	951.900	1065.000	458.400	455.000	229.400
3	15:31:33	446.100	179.200	476.400	915.400	1017.000	441.200	443.000	222.700
x		457.800	182.800	485.100	942.900	1046.000	451.500	451.500	226.800
σ		10.080	3.256	7.771	24.310	24.960	9.050	7.387	3.620
%RSD		2.202	1.781	1.602	2.578	2.387	2.005	1.636	1.596

Run	Time	65Cu	66Zn	68Zn	75As	78Se	82Se	83Kr	88Sr
		ppb	ppb	ppb	ppb	ppb	ppb	ppb	ppb
1	15:30:07	230.800	480.200	488.700	36.670	15.340	10.380	0.000	884.800
2	15:30:50	231.700	486.600	488.100	35.810	11.410	10.370	0.000	874.700
3	15:31:33	223.300	477.300	479.400	35.630	10.100	9.913	0.000	851.600
x		228.600	481.400	485.400	36.030	12.280	10.220	0.000	870.400
σ		4.604	4.726	5.227	0.557	2.726	0.265	0.000	17.040
%RSD		2.014	0.982	1.077	1.545	22.190	2.589	0.000	1.958

Run	Time	89Y	95Mo	98Mo	103Rh	107Ag	109Ag	111Cd	114Cd
		ppb	ppb	ppb	ppb	ppb	ppb	ppb	ppb
1	15:30:07	80.111%	950.100	972.100	74.174%	47.340	47.650	49.020	46.890
2	15:30:50	77.702%	965.200	984.100	70.742%	47.740	48.120	48.880	46.430
3	15:31:33	75.860%	943.600	961.600	69.660%	46.540	46.840	47.430	45.820
x		77.891%	953.000	972.600	71.525%	47.210	47.540	48.440	46.380
σ		2.131%	11.050	11.260	2.357%	0.615	0.652	0.884	0.537
%RSD		2.736	1.160	1.158	3.295	1.302	1.371	1.825	1.158

Run	Time	115In	118Sn	121Sb	123Sb	135Ba	137Ba	159Tb	165Ho
		ppb	ppb	ppb	ppb	ppb	ppb	ppb	ppb
1	15:30:07	79.924%	1777.000	462.000	467.000	1823.000	1820.000	86.189%	86.741%
2	15:30:50	76.773%	1784.000	475.900	471.800	1827.000	1817.000	84.821%	85.538%
3	15:31:33	76.145%	1716.000	457.300	455.700	1754.000	1748.000	83.431%	83.972%
x		77.614%	1759.000	465.100	464.800	1801.000	1795.000	84.814%	85.417%
σ		2.025%	37.240	9.654	8.244	40.920	40.920	1.379%	1.389%
%RSD		2.609	2.117	2.076	1.773	2.272	2.280	1.626	1.626

Run	Time	203Tl	205Tl	206Pb	207Pb	208Pb	209Bi
		ppb	ppb	ppb	ppb	ppb	ppb
1	15:30:07	43.580	43.510	17.530	19.040	18.180	78.659%
2	15:30:50	44.300	44.640	17.590	18.870	18.290	77.445%
3	15:31:33	43.470	43.530	17.280	18.510	17.840	76.959%
x		43.780	43.890	17.470	18.810	18.100	77.688%
σ		0.454	0.644	0.166	0.272	0.235	0.876%
%RSD		1.037	1.468	0.951	1.448	1.298	1.127

LCSD 180-66565/3-A 4/1/2013 3:34:12 PM

User Pre-dilution: 1.000

Run	Time	6Li	9Be	10B	11B	13C	23Na	25Mg	26Mg
		ppb	ppb	ppb	ppb	ppb	ppb	ppb	ppb
1	15:34:54	86.941%	46.920	939.300	957.000	0.000	45330.000	45350.000	44910.000
2	15:35:37	89.098%	45.680	931.600	962.900	0.000	45030.000	44910.000	44530.000
3	15:36:20	89.477%	46.480	950.500	969.000	0.000	45050.000	45110.000	44620.000
x		88.505%	46.360	940.500	963.000	0.000	45140.000	45120.000	44690.000
σ		1.368%	0.631	9.541	5.958	0.000	164.900	224.600	196.300
%RSD		1.545	1.361	1.015	0.619	0.000	0.365	0.498	0.439

Run	Time	27Al	28Si	37Cl	39K	43Ca	44Ca	45Sc	47Ti
		ppb	ppb	ppb	ppb	ppb	ppb	ppb	ppb
1	15:34:54	1868.000	8218.000	0.000	45250.000	46880.000	47910.000	74.469%	909.800
2	15:35:37	1819.000	8070.000	0.000	44980.000	46380.000	46200.000	75.597%	904.000
3	15:36:20	1837.000	8057.000	0.000	44660.000	46200.000	46240.000	75.102%	921.500
x		1841.000	8115.000	0.000	44960.000	46490.000	46780.000	75.056%	911.800
σ		24.570	89.530	0.000	297.700	353.400	978.600	0.565%	8.938
%RSD		1.334	1.103	0.000	0.662	0.760	2.092	0.753	0.980

Run	Time	51V	52Cr	55Mn	56Fe	57Fe	59Co	60Ni	63Cu
		ppb	ppb	ppb	ppb	ppb	ppb	ppb	ppb
1	15:34:54	463.600	185.200	489.800	952.800	1080.000	457.100	453.600	232.100
2	15:35:37	461.400	184.500	489.700	947.000	1060.000	454.200	449.500	228.700
3	15:36:20	463.300	184.400	492.300	951.200	1058.000	452.800	450.500	228.000
x		462.800	184.700	490.600	950.300	1066.000	454.700	451.200	229.600
σ		1.198	0.451	1.482	3.017	12.070	2.188	2.141	2.161
%RSD		0.259	0.244	0.302	0.318	1.132	0.481	0.474	0.941

Run	Time	65Cu	66Zn	68Zn	75As	78Se	82Se	83Kr	88Sr
		ppb	ppb	ppb	ppb	ppb	ppb	ppb	ppb
1	15:34:54	231.000	488.700	489.700	37.170	10.650	10.210	0.000	873.500
2	15:35:37	230.700	487.700	489.500	36.520	10.430	10.140	0.000	873.500
3	15:36:20	230.100	490.400	491.500	36.070	10.370	10.610	0.000	878.200
x		230.600	489.000	490.200	36.590	10.480	10.320	0.000	875.100
σ		0.422	1.340	1.079	0.552	0.148	0.252	0.000	2.685
%RSD		0.183	0.274	0.220	1.509	1.416	2.440	0.000	0.307

Run	Time	89Y	95Mo	98Mo	103Rh	107Ag	109Ag	111Cd	114Cd
		ppb	ppb	ppb	ppb	ppb	ppb	ppb	ppb
1	15:34:54	74.599%	954.800	968.600	68.816%	48.140	48.370	48.380	47.190
2	15:35:37	75.578%	962.400	983.400	69.189%	47.900	47.770	49.120	47.250
3	15:36:20	75.426%	971.000	995.100	68.420%	48.010	48.790	50.210	47.680
x		75.201%	962.700	982.400	68.808%	48.020	48.310	49.240	47.370
σ		0.527%	8.129	13.280	0.385%	0.123	0.515	0.919	0.266
%RSD		0.701	0.844	1.352	0.559	0.256	1.066	1.867	0.562

Run	Time	115In	118Sn	121Sb	123Sb	135Ba	137Ba	159Tb	165Ho
		ppb	ppb	ppb	ppb	ppb	ppb	ppb	ppb
1	15:34:54	73.352%	1791.000	472.900	468.700	1810.000	1802.000	80.740%	81.316%
2	15:35:37	75.852%	1746.000	466.500	464.000	1793.000	1783.000	83.512%	84.002%
3	15:36:20	75.491%	1772.000	467.200	468.500	1814.000	1801.000	83.067%	84.012%
x		74.898%	1770.000	468.800	467.100	1806.000	1795.000	82.440%	83.110%
σ		1.351%	22.560	3.517	2.655	11.160	10.930	1.489%	1.554%
%RSD		1.804	1.275	0.750	0.568	0.618	0.609	1.806	1.869

Run	Time	203Tl	205Tl	206Pb	207Pb	208Pb	209Bi
		ppb	ppb	ppb	ppb	ppb	ppb
1	15:34:54	43.910	43.940	17.580	18.930	18.170	74.799%
2	15:35:37	44.780	45.070	17.800	19.080	18.310	75.912%
3	15:36:20	45.280	45.570	17.810	19.170	18.510	75.984%
x		44.660	44.860	17.730	19.060	18.330	75.565%
σ		0.697	0.838	0.130	0.120	0.169	0.664%
%RSD		1.561	1.868	0.731	0.630	0.922	0.879

240-21987-I-1-A 4/1/2013 3:42:23 PM

User Pre-dilution: 1.000

Run	Time	6Li	9Be	10B	11B	13C	23Na	25Mg	26Mg
		ppb	ppb	ppb	ppb	ppb	ppb	ppb	ppb
1	15:43:06	83.429%	0.022	118.100	123.100	0.000	37060.000	27270.000	26980.000
2	15:43:49	84.549%	0.015	114.000	120.500	0.000	36680.000	26900.000	26430.000
3	15:44:32	83.947%	0.022	115.600	120.100	0.000	36320.000	26510.000	26340.000
x		83.975%	0.020	115.900	121.200	0.000	36690.000	26890.000	26580.000
σ		0.561%	0.004	2.064	1.635	0.000	369.200	382.400	346.300
%RSD		0.668	19.860	1.781	1.349	0.000	1.006	1.422	1.303

Run	Time	27Al	28Si	37Cl	39K	43Ca	44Ca	45Sc	47Ti
		ppb	ppb	ppb	ppb	ppb	ppb	ppb	ppb
1	15:43:06	2.122	4118.000	0.000	2483.000	64060.000	65530.000	71.786%	0.780
2	15:43:49	2.038	4003.000	0.000	2458.000	63680.000	65570.000	71.134%	0.762
3	15:44:32	1.913	4151.000	0.000	2431.000	63940.000	65340.000	70.763%	0.856
x		2.025	4091.000	0.000	2457.000	63890.000	65480.000	71.228%	0.799
σ		0.105	77.420	0.000	25.810	194.600	123.800	0.518%	0.050
%RSD		5.175	1.893	0.000	1.050	0.304	0.189	0.727	6.197

Run	Time	51V	52Cr	55Mn	56Fe	57Fe	59Co	60Ni	63Cu
		ppb	ppb	ppb	ppb	ppb	ppb	ppb	ppb
1	15:43:06	-0.099	1.437	94.130	480.600	585.800	0.049	-0.245	1.735
2	15:43:49	-0.016	1.224	94.730	484.100	596.900	0.060	-0.278	1.707
3	15:44:32	0.004	1.184	94.510	477.400	581.800	0.054	-0.309	1.600
x		-0.037	1.282	94.460	480.700	588.200	0.054	-0.277	1.681
σ		0.055	0.136	0.300	3.386	7.816	0.006	0.032	0.071
%RSD		147.100	10.610	0.318	0.705	1.329	10.410	11.530	4.233

Run	Time	65Cu	66Zn	68Zn	75As	78Se	82Se	83Kr	88Sr
		ppb	ppb	ppb	ppb	ppb	ppb	ppb	ppb
1	15:43:06	1.328	5.077	5.326	0.956	0.248	0.204	0.000	459.600
2	15:43:49	1.518	4.998	5.574	0.262	0.220	0.102	0.000	462.100
3	15:44:32	1.480	5.132	5.378	0.206	-0.067	-0.184	0.000	462.400
x		1.442	5.069	5.426	0.475	0.134	0.041	0.000	461.400
σ		0.101	0.068	0.131	0.417	0.175	0.201	0.000	1.506
%RSD		6.977	1.335	2.409	87.940	130.700	496.000	0.000	0.326

Run	Time	89Y	95Mo	98Mo	103Rh	107Ag	109Ag	111Cd	114Cd
		ppb	ppb	ppb	ppb	ppb	ppb	ppb	ppb
1	15:43:06	72.497%	1.210	1.218	68.555%	0.007	0.000	-0.074	-0.036
2	15:43:49	72.753%	1.167	1.134	67.555%	0.007	0.006	-0.100	-0.077
3	15:44:32	72.177%	0.793	0.894	68.846%	0.002	0.000	-0.073	-0.086
x		72.476%	1.057	1.082	68.319%	0.005	0.002	-0.082	-0.066
σ		0.288%	0.229	0.168	0.677%	0.003	0.004	0.015	0.027
%RSD		0.398	21.690	15.510	0.991	50.720	145.000	18.310	40.510

Run	Time	115In	118Sn	121Sb	123Sb	135Ba	137Ba	159Tb	165Ho
		ppb	ppb	ppb	ppb	ppb	ppb	ppb	ppb
1	15:43:06	71.785%	7.783	0.080	0.088	41.060	40.720	78.088%	78.802%
2	15:43:49	72.733%	7.201	0.065	0.093	40.390	41.130	80.058%	81.436%
3	15:44:32	72.696%	6.475	0.078	0.073	40.770	40.010	80.403%	81.122%
x		72.405%	7.153	0.075	0.085	40.740	40.620	79.516%	80.453%
σ		0.537%	0.655	0.008	0.010	0.340	0.563	1.249%	1.439%
%RSD		0.742	9.163	10.750	11.900	0.835	1.387	1.571	1.788

Run	Time	203Tl	205Tl	206Pb	207Pb	208Pb	209Bi
		ppb	ppb	ppb	ppb	ppb	ppb
1	15:43:06	0.113	0.126	-0.009	0.001	-0.002	75.552%
2	15:43:49	0.099	0.114	-0.007	0.000	-0.005	77.006%
3	15:44:32	0.104	0.091	-0.009	-0.010	-0.007	76.358%
x		0.105	0.110	-0.009	-0.003	-0.005	76.305%
σ		0.007	0.018	0.002	0.006	0.002	0.728%
%RSD		6.970	15.930	18.060	216.600	44.490	0.954

240-21987-I-1-A SD@5 4/1/2013 3:47:10 PM

User Pre-dilution: 1.000

Run	Time	6Li	9Be	10B	11B	13C	23Na	25Mg	26Mg
		ppb	ppb	ppb	ppb	ppb	ppb	ppb	ppb
1	15:47:53	78.951%	0.004	27.020	28.050	0.000	7171.000	5322.000	5327.000
2	15:48:36	78.314%	0.011	26.820	28.640	0.000	7339.000	5489.000	5491.000
3	15:49:19	77.659%	0.012	25.840	28.480	0.000	7411.000	5528.000	5511.000
x		78.308%	0.009	26.560	28.390	0.000	7307.000	5446.000	5443.000
σ		0.646%	0.004	0.633	0.305	0.000	123.300	109.200	101.100
%RSD		0.825	46.990	2.385	1.074	0.000	1.687	2.006	1.857

Run	Time	27Al	28Si	37Cl	39K	43Ca	44Ca	45Sc	47Ti
		ppb	ppb	ppb	ppb	ppb	ppb	ppb	ppb
1	15:47:53	-0.016	846.700	0.000	476.300	12140.000	12660.000	71.701%	0.128
2	15:48:36	0.113	858.400	0.000	484.800	12310.000	12960.000	69.869%	0.210
3	15:49:19	0.092	866.700	0.000	494.700	12730.000	13180.000	68.650%	0.122
x		0.063	857.200	0.000	485.300	12390.000	12930.000	70.073%	0.153
σ		0.069	10.060	0.000	9.214	303.900	262.100	1.536%	0.049
%RSD		109.900	1.173	0.000	1.899	2.453	2.027	2.192	31.890

Run	Time	51V	52Cr	55Mn	56Fe	57Fe	59Co	60Ni	63Cu
		ppb	ppb	ppb	ppb	ppb	ppb	ppb	ppb
1	15:47:53	0.326	0.383	18.300	92.920	118.500	0.007	-0.094	0.361
2	15:48:36	0.180	0.404	18.690	94.120	117.800	0.004	-0.074	0.349
3	15:49:19	0.309	0.411	19.070	96.170	122.100	0.010	-0.062	0.418
x		0.272	0.400	18.690	94.400	119.400	0.007	-0.076	0.376
σ		0.080	0.015	0.386	1.642	2.344	0.003	0.016	0.037
%RSD		29.280	3.723	2.067	1.739	1.962	43.150	21.110	9.862

Run	Time	65Cu	66Zn	68Zn	75As	78Se	82Se	83Kr	88Sr
		ppb	ppb	ppb	ppb	ppb	ppb	ppb	ppb
1	15:47:53	0.354	1.523	1.547	0.246	-0.344	0.326	0.000	88.770
2	15:48:36	0.332	1.468	1.606	-0.118	-0.467	-0.349	0.000	91.190
3	15:49:19	0.338	1.606	1.633	0.053	-0.420	-0.309	0.000	92.120
x		0.341	1.532	1.595	0.060	-0.410	-0.111	0.000	90.690
σ		0.012	0.069	0.044	0.182	0.062	0.378	0.000	1.727
%RSD		3.392	4.517	2.738	302.700	15.110	342.200	0.000	1.904

Run	Time	89Y	95Mo	98Mo	103Rh	107Ag	109Ag	111Cd	114Cd
		ppb	ppb	ppb	ppb	ppb	ppb	ppb	ppb
1	15:47:53	70.903%	0.519	0.463	71.824%	-0.001	0.002	-0.057	-0.052
2	15:48:36	70.671%	0.415	0.486	70.190%	0.001	-0.001	-0.025	-0.003
3	15:49:19	69.869%	0.406	0.438	69.767%	0.001	0.002	-0.024	-0.011
x		70.481%	0.447	0.462	70.593%	0.001	0.001	-0.035	-0.022
σ		0.543%	0.063	0.024	1.086%	0.001	0.002	0.019	0.026
%RSD		0.770	14.170	5.241	1.539	240.100	207.900	52.720	119.300

Run	Time	115In	118Sn	121Sb	123Sb	135Ba	137Ba	159Tb	165Ho
		ppb	ppb	ppb	ppb	ppb	ppb	ppb	ppb
1	15:47:53	72.011%	0.533	0.018	0.018	7.913	7.797	76.363%	76.934%
2	15:48:36	71.622%	0.557	0.014	0.025	8.247	7.704	76.394%	76.707%
3	15:49:19	71.596%	0.543	0.014	0.021	7.831	8.167	76.602%	76.370%
x		71.743%	0.544	0.016	0.021	7.997	7.890	76.453%	76.670%
σ		0.233%	0.012	0.003	0.004	0.220	0.245	0.130%	0.284%
%RSD		0.324	2.240	16.370	16.660	2.756	3.105	0.170	0.370

Run	Time	203Tl	205Tl	206Pb	207Pb	208Pb	209Bi
		ppb	ppb	ppb	ppb	ppb	ppb
1	15:47:53	0.075	0.077	-0.021	-0.023	-0.026	78.675%
2	15:48:36	0.074	0.073	-0.025	-0.021	-0.026	78.565%
3	15:49:19	0.062	0.063	-0.034	-0.020	-0.029	78.141%
x		0.070	0.071	-0.027	-0.021	-0.027	78.461%
σ		0.007	0.007	0.007	0.001	0.002	0.282%
%RSD		9.857	10.110	25.710	6.293	7.075	0.359

240-21987-I-1-A PDS 4/1/2013 3:51:58 PM

User Pre-dilution: 1.000

Run	Time	6Li	9Be	10B	11B	13C	23Na	25Mg	26Mg
		ppb	ppb	ppb	ppb	ppb	ppb	ppb	ppb
1	15:52:41	73.552%	48.190	1067.000	1102.000	0.000	83650.000	72850.000	71990.000
2	15:53:24	74.801%	47.220	1085.000	1116.000	0.000	83890.000	73090.000	71640.000
3	15:54:07	74.571%	47.300	1088.000	1125.000	0.000	83560.000	73400.000	72240.000
x		74.308%	47.570	1080.000	1115.000	0.000	83700.000	73120.000	71960.000
σ		0.665%	0.537	11.380	11.820	0.000	171.900	276.600	302.200
%RSD		0.895	1.130	1.054	1.060	0.000	0.205	0.378	0.420

Run	Time	27Al	28Si	37Cl	39K	43Ca	44Ca	45Sc	47Ti
		ppb	ppb	ppb	ppb	ppb	ppb	ppb	ppb
1	15:52:41	1729.000	12260.000	0.000	48400.000	112100.000	114200.000	63.737%	926.900
2	15:53:24	1767.000	12010.000	0.000	48340.000	111200.000	114000.000	63.783%	933.500
3	15:54:07	1717.000	12130.000	0.000	48270.000	112700.000	114900.000	63.160%	938.100
x		1738.000	12140.000	0.000	48340.000	112000.000	114400.000	63.560%	932.800
σ		25.700	124.300	0.000	67.710	749.800	473.300	0.347%	5.650
%RSD		1.479	1.024	0.000	0.140	0.669	0.414	0.547	0.606

Run	Time	51V	52Cr	55Mn	56Fe	57Fe	59Co	60Ni	63Cu
		ppb	ppb	ppb	ppb	ppb	ppb	ppb	ppb
1	15:52:41	477.100	189.200	594.600	1453.000	1669.000	459.400	451.500	227.300
2	15:53:24	476.100	188.100	596.700	1448.000	1638.000	456.000	446.900	225.700
3	15:54:07	477.200	189.700	600.300	1456.000	1659.000	456.800	446.400	225.400
x		476.800	189.000	597.200	1452.000	1656.000	457.400	448.300	226.100
σ		0.627	0.815	2.884	3.935	15.910	1.807	2.808	1.011
%RSD		0.131	0.431	0.483	0.271	0.961	0.395	0.626	0.447

Run	Time	65Cu	66Zn	68Zn	75As	78Se	82Se	83Kr	88Sr
		ppb	ppb	ppb	ppb	ppb	ppb	ppb	ppb
1	15:52:41	227.800	474.000	480.500	36.850	9.680	9.762	0.000	1320.000
2	15:53:24	226.900	477.500	477.200	36.710	10.090	9.824	0.000	1305.000
3	15:54:07	225.200	474.200	479.800	36.200	9.598	9.422	0.000	1305.000
x		226.600	475.200	479.200	36.590	9.791	9.669	0.000	1310.000
σ		1.313	1.969	1.729	0.345	0.266	0.217	0.000	8.410
%RSD		0.579	0.414	0.361	0.942	2.714	2.243	0.000	0.642

Run	Time	89Y	95Mo	98Mo	103Rh	107Ag	109Ag	111Cd	114Cd
		ppb	ppb	ppb	ppb	ppb	ppb	ppb	ppb
1	15:52:41	67.402%	923.500	940.900	63.586%	46.110	46.640	46.940	45.150
2	15:53:24	68.605%	927.300	945.200	64.253%	45.900	46.590	47.550	45.290
3	15:54:07	69.051%	931.000	947.000	64.467%	46.110	46.510	47.700	45.020
x		68.352%	927.300	944.300	64.102%	46.040	46.580	47.400	45.160
σ		0.853%	3.786	3.142	0.460%	0.120	0.067	0.404	0.135
%RSD		1.248	0.408	0.333	0.717	0.261	0.143	0.853	0.300

Run	Time	115In	118Sn	121Sb	123Sb	135Ba	137Ba	159Tb	165Ho
		ppb	ppb	ppb	ppb	ppb	ppb	ppb	ppb
1	15:52:41	67.388%	1741.000	447.600	441.500	1827.000	1808.000	75.975%	76.536%
2	15:53:24	69.070%	1728.000	445.900	443.800	1827.000	1816.000	78.387%	78.611%
3	15:54:07	69.195%	1734.000	449.200	446.400	1821.000	1812.000	78.438%	79.373%
x		68.551%	1734.000	447.600	443.900	1825.000	1812.000	77.600%	78.173%
σ		1.009%	6.454	1.657	2.442	3.712	4.426	1.407%	1.468%
%RSD		1.473	0.372	0.370	0.550	0.203	0.244	1.814	1.878

Run	Time	203Tl	205Tl	206Pb	207Pb	208Pb	209Bi
		ppb	ppb	ppb	ppb	ppb	ppb
1	15:52:41	45.060	45.180	17.400	18.670	18.000	69.511%
2	15:53:24	45.420	45.610	17.620	19.060	18.300	71.186%
3	15:54:07	45.510	45.560	17.700	19.150	18.310	71.787%
x		45.330	45.450	17.570	18.960	18.210	70.828%
σ		0.238	0.235	0.155	0.258	0.176	1.180%
%RSD		0.526	0.518	0.881	1.359	0.969	1.666

MB 180-67491/1-A 4/1/2013 4:01:36 PM

User Pre-dilution: 1.000

Run	Time	6Li	9Be	10B	11B	13C	23Na	25Mg	26Mg
		ppb	ppb	ppb	ppb	ppb	ppb	ppb	ppb
1	16:02:19	76.669%	-0.016	9.584	9.703	0.000	12.760	9.468	9.382
2	16:03:02	77.024%	-0.002	8.461	8.461	0.000	13.680	9.427	10.030
3	16:03:45	77.654%	-0.016	7.804	7.867	0.000	12.950	8.989	8.527
x		77.116%	-0.012	8.617	8.677	0.000	13.130	9.295	9.312
σ		0.499%	0.008	0.900	0.937	0.000	0.484	0.265	0.752
%RSD		0.647	69.190	10.440	10.800	0.000	3.683	2.856	8.081

Run	Time	27Al	28Si	37Cl	39K	43Ca	44Ca	45Sc	47Ti
		ppb	ppb	ppb	ppb	ppb	ppb	ppb	ppb
1	16:02:19	-0.176	3.777	0.000	-2.963	33.610	30.600	74.959%	0.637
2	16:03:02	-0.065	3.710	0.000	-3.597	28.800	29.160	75.864%	0.296
3	16:03:45	-0.059	3.687	0.000	-4.215	27.280	26.630	77.010%	0.163
x		-0.100	3.725	0.000	-3.592	29.900	28.800	75.944%	0.365
σ		0.066	0.047	0.000	0.626	3.305	2.008	1.028%	0.245
%RSD		66.270	1.254	0.000	17.430	11.060	6.971	1.354	67.030

Run	Time	51V	52Cr	55Mn	56Fe	57Fe	59Co	60Ni	63Cu
		ppb	ppb	ppb	ppb	ppb	ppb	ppb	ppb
1	16:02:19	0.130	-0.070	0.008	1.222	1.997	0.016	0.042	0.111
2	16:03:02	-0.104	-0.063	0.034	0.092	1.796	0.028	0.013	0.063
3	16:03:45	-0.021	-0.048	0.013	-0.996	1.279	0.014	0.026	0.071
x		0.002	-0.060	0.019	0.106	1.691	0.019	0.027	0.081
σ		0.118	0.011	0.014	1.109	0.370	0.008	0.015	0.026
%RSD		6090.000	18.840	73.340	1045.000	21.900	39.980	54.600	31.530

Run	Time	65Cu	66Zn	68Zn	75As	78Se	82Se	83Kr	88Sr
		ppb	ppb	ppb	ppb	ppb	ppb	ppb	ppb
1	16:02:19	0.078	0.623	0.598	-0.108	-0.185	-0.217	0.000	0.115
2	16:03:02	0.075	0.577	0.556	-0.006	-0.347	0.011	0.000	0.116
3	16:03:45	0.071	0.463	0.556	0.004	-0.294	0.183	0.000	0.106
x		0.075	0.554	0.570	-0.037	-0.276	-0.008	0.000	0.112
σ		0.003	0.082	0.024	0.062	0.083	0.201	0.000	0.005
%RSD		4.635	14.850	4.216	168.400	29.950	2654.000	0.000	4.541

Run	Time	89Y	95Mo	98Mo	103Rh	107Ag	109Ag	111Cd	114Cd
		ppb	ppb	ppb	ppb	ppb	ppb	ppb	ppb
1	16:02:19	75.043%	1.526	1.597	79.443%	0.003	0.004	-0.049	-0.029
2	16:03:02	77.470%	1.124	1.101	80.451%	-0.002	-0.002	-0.061	-0.055
3	16:03:45	77.379%	0.785	0.868	80.726%	0.002	0.002	0.006	-0.010
x		76.631%	1.145	1.188	80.207%	0.001	0.001	-0.035	-0.031
σ		1.376%	0.371	0.372	0.675%	0.003	0.003	0.036	0.022
%RSD		1.795	32.410	31.330	0.842	356.000	302.100	102.900	71.640

Run	Time	115In	118Sn	121Sb	123Sb	135Ba	137Ba	159Tb	165Ho
		ppb	ppb	ppb	ppb	ppb	ppb	ppb	ppb
1	16:02:19	75.604%	1.132	0.385	0.378	0.131	0.151	78.101%	78.331%
2	16:03:02	77.487%	1.128	0.386	0.402	0.160	0.210	80.866%	80.660%
3	16:03:45	78.813%	0.914	0.326	0.352	0.158	0.158	81.231%	81.838%
x		77.301%	1.058	0.366	0.377	0.149	0.173	80.066%	80.276%
σ		1.613%	0.125	0.034	0.025	0.016	0.032	1.712%	1.785%
%RSD		2.086	11.780	9.427	6.616	10.550	18.690	2.138	2.224

Run	Time	203Tl	205Tl	206Pb	207Pb	208Pb	209Bi
		ppb	ppb	ppb	ppb	ppb	ppb
1	16:02:19	0.026	0.030	-0.024	-0.023	-0.022	83.444%
2	16:03:02	0.026	0.029	-0.029	-0.020	-0.025	85.684%
3	16:03:45	0.025	0.026	-0.026	-0.021	-0.026	86.021%
x		0.026	0.028	-0.026	-0.021	-0.024	85.050%
σ		0.001	0.002	0.002	0.002	0.002	1.401%
%RSD		2.987	7.315	8.949	8.242	8.249	1.647

LCS 180-67491/2-A 4/1/2013 4:06:25 PM

User Pre-dilution: 1.000

Run	Time	6Li	9Be	10B	11B	13C	23Na	25Mg	26Mg
		ppb	ppb	ppb	ppb	ppb	ppb	ppb	ppb
1	16:07:08	69.529%	48.380	894.600	868.600	0.000	46240.000	46280.000	46620.000
2	16:07:51	71.171%	48.690	885.300	879.700	0.000	46480.000	46770.000	46890.000
3	16:08:34	72.467%	48.200	891.100	887.700	0.000	46460.000	46770.000	46830.000
x		71.056%	48.420	890.300	878.700	0.000	46390.000	46610.000	46780.000
σ		1.473%	0.245	4.689	9.600	0.000	134.800	286.500	144.500
%RSD		2.073	0.507	0.527	1.093	0.000	0.290	0.615	0.309

Run	Time	27Al	28Si	37Cl	39K	43Ca	44Ca	45Sc	47Ti
		ppb	ppb	ppb	ppb	ppb	ppb	ppb	ppb
1	16:07:08	1799.000	327.200	0.000	46270.000	46000.000	47550.000	69.961%	928.300
2	16:07:51	1803.000	327.800	0.000	46330.000	46230.000	46480.000	72.685%	933.700
3	16:08:34	1816.000	326.000	0.000	46030.000	46220.000	46470.000	75.056%	926.200
x		1806.000	327.000	0.000	46210.000	46150.000	46830.000	72.567%	929.400
σ		8.799	0.890	0.000	154.400	132.900	618.200	2.549%	3.889
%RSD		0.487	0.272	0.000	0.334	0.288	1.320	3.513	0.418

Run	Time	51V	52Cr	55Mn	56Fe	57Fe	59Co	60Ni	63Cu
		ppb	ppb	ppb	ppb	ppb	ppb	ppb	ppb
1	16:07:08	477.700	192.000	486.500	989.300	1118.000	481.400	490.000	247.200
2	16:07:51	479.100	191.700	489.500	978.500	1127.000	481.000	490.500	246.800
3	16:08:34	474.100	189.500	485.500	974.500	1097.000	475.300	484.100	244.000
x		477.000	191.100	487.100	980.800	1114.000	479.200	488.200	246.000
σ		2.620	1.377	2.085	7.647	15.010	3.391	3.562	1.781
%RSD		0.549	0.721	0.428	0.780	1.347	0.708	0.730	0.724

Run	Time	65Cu	66Zn	68Zn	75As	78Se	82Se	83Kr	88Sr
		ppb	ppb	ppb	ppb	ppb	ppb	ppb	ppb
1	16:07:08	248.900	451.300	452.900	33.900	8.687	8.976	0.000	908.300
2	16:07:51	247.700	452.000	450.300	34.040	8.922	8.994	0.000	899.900
3	16:08:34	246.400	445.300	450.400	34.400	9.345	8.964	0.000	893.600
x		247.700	449.500	451.200	34.110	8.985	8.978	0.000	900.600
σ		1.250	3.679	1.476	0.258	0.333	0.015	0.000	7.366
%RSD		0.505	0.818	0.327	0.757	3.709	0.167	0.000	0.818

Run	Time	89Y	95Mo	98Mo	103Rh	107Ag	109Ag	111Cd	114Cd
		ppb	ppb	ppb	ppb	ppb	ppb	ppb	ppb
1	16:07:08	67.924%	977.900	971.300	67.909%	45.320	45.430	44.100	42.400
2	16:07:51	71.430%	975.600	978.000	70.884%	45.900	45.740	45.280	42.810
3	16:08:34	73.618%	978.100	974.100	72.834%	45.130	45.310	44.310	42.880
x		70.990%	977.200	974.500	70.542%	45.450	45.500	44.560	42.700
σ		2.872%	1.398	3.360	2.480%	0.402	0.221	0.631	0.262
%RSD		4.046	0.143	0.345	3.516	0.885	0.486	1.417	0.614

Run	Time	115In	118Sn	121Sb	123Sb	135Ba	137Ba	159Tb	165Ho
		ppb	ppb	ppb	ppb	ppb	ppb	ppb	ppb
1	16:07:08	68.565%	1742.000	431.000	431.500	1811.000	1795.000	75.964%	76.463%
2	16:07:51	72.234%	1750.000	432.400	431.500	1804.000	1785.000	80.426%	80.913%
3	16:08:34	74.976%	1733.000	426.400	427.800	1788.000	1773.000	83.069%	82.913%
x		71.925%	1742.000	430.000	430.300	1801.000	1784.000	79.820%	80.096%
σ		3.217%	8.360	3.138	2.108	11.810	10.800	3.591%	3.302%
%RSD		4.472	0.480	0.730	0.490	0.656	0.605	4.499	4.122

Run	Time	203Tl	205Tl	206Pb	207Pb	208Pb	209Bi
		ppb	ppb	ppb	ppb	ppb	ppb
1	16:07:08	43.110	43.510	16.740	18.380	17.600	70.860%
2	16:07:51	44.310	44.450	17.070	18.820	17.860	73.222%
3	16:08:34	44.050	44.170	17.100	18.820	17.880	75.157%
x		43.820	44.040	16.970	18.670	17.780	73.079%
σ		0.631	0.481	0.199	0.251	0.158	2.152%
%RSD		1.439	1.092	1.171	1.343	0.890	2.945

180-19617-C-1-A 4/1/2013 4:14:38 PM

User Pre-dilution: 1.000

Run	Time	6Li	9Be	10B	11B	13C	23Na	25Mg	26Mg
		ppb	ppb	ppb	ppb	ppb	ppb	ppb	ppb
1	16:15:21	75.018%	2.321	35.890	36.630	0.000	5256.000	7395.000	7432.000
2	16:16:04	77.039%	2.219	35.880	34.900	0.000	5066.000	7180.000	7210.000
3	16:16:47	77.747%	2.173	35.260	34.760	0.000	5107.000	7227.000	7317.000
x		76.601%	2.237	35.680	35.430	0.000	5143.000	7267.000	7320.000
σ		1.416%	0.076	0.361	1.041	0.000	100.100	112.900	111.100
%RSD		1.849	3.377	1.013	2.938	0.000	1.947	1.554	1.518

Run	Time	27Al	28Si	37Cl	39K	43Ca	44Ca	45Sc	47Ti
		ppb	ppb	ppb	ppb	ppb	ppb	ppb	ppb
1	16:15:21	16100.000	4229.000	0.000	3529.000	2995.000	3186.000	81.782%	604.300
2	16:16:04	15530.000	4054.000	0.000	3441.000	3000.000	3089.000	83.350%	585.800
3	16:16:47	15750.000	4111.000	0.000	3501.000	2977.000	3151.000	82.927%	595.300
x		15790.000	4131.000	0.000	3490.000	2991.000	3142.000	82.686%	595.100
σ		288.300	89.670	0.000	45.130	12.390	49.010	0.811%	9.233
%RSD		1.826	2.170	0.000	1.293	0.414	1.560	0.981	1.551

Run	Time	51V	52Cr	55Mn	56Fe	57Fe	59Co	60Ni	63Cu
		ppb	ppb	ppb	ppb	ppb	ppb	ppb	ppb
1	16:15:21	109.200	70.190	7206.000	75080.000	74710.000	58.570	79.050	25.560
2	16:16:04	106.300	68.170	7017.000	73030.000	72840.000	57.740	76.250	24.540
3	16:16:47	108.800	69.430	7094.000	74060.000	73680.000	58.270	79.120	25.140
x		108.100	69.260	7106.000	74060.000	73740.000	58.190	78.140	25.080
σ		1.550	1.017	94.830	1026.000	936.700	0.422	1.636	0.514
%RSD		1.434	1.468	1.335	1.385	1.270	0.725	2.093	2.049

Run	Time	65Cu	66Zn	68Zn	75As	78Se	82Se	83Kr	88Sr
		ppb	ppb	ppb	ppb	ppb	ppb	ppb	ppb
1	16:15:21	25.420	739.900	748.900	60.770	0.863	1.333	0.000	82.210
2	16:16:04	24.920	725.100	731.000	59.870	0.877	2.070	0.000	80.640
3	16:16:47	25.600	743.800	748.800	61.900	1.049	1.500	0.000	82.960
x		25.310	736.300	742.900	60.850	0.930	1.634	0.000	81.940
σ		0.350	9.874	10.310	1.018	0.103	0.387	0.000	1.184
%RSD		1.383	1.341	1.388	1.673	11.110	23.660	0.000	1.446

Run	Time	89Y	95Mo	98Mo	103Rh	107Ag	109Ag	111Cd	114Cd
		ppb	ppb	ppb	ppb	ppb	ppb	ppb	ppb
1	16:15:21	0.000	3.317	3.272	81.491%	0.215	0.210	0.716	0.707
2	16:16:04	0.000	3.188	3.185	83.662%	0.210	0.198	0.727	0.695
3	16:16:47	0.000	3.183	3.168	82.891%	0.210	0.216	0.792	0.643
x		0.000	3.229	3.208	82.681%	0.211	0.208	0.745	0.681
σ		0.000	0.076	0.056	1.101%	0.003	0.009	0.041	0.034
%RSD		0.000	2.349	1.734	1.331	1.412	4.222	5.532	4.995

Run	Time	115In	118Sn	121Sb	123Sb	135Ba	137Ba	159Tb	165Ho
		ppb	ppb	ppb	ppb	ppb	ppb	ppb	ppb
1	16:15:21	81.016%	9.324	1.385	1.351	277.000	273.000	86.722%	86.791%
2	16:16:04	84.594%	9.102	1.298	1.308	269.100	266.500	90.727%	90.599%
3	16:16:47	84.628%	8.911	1.331	1.260	276.500	272.500	90.584%	91.308%
x		83.412%	9.112	1.338	1.307	274.200	270.700	89.344%	89.566%
σ		2.076%	0.207	0.044	0.045	4.429	3.590	2.272%	2.429%
%RSD		2.488	2.268	3.281	3.478	1.615	1.326	2.543	2.712

Run	Time	203Tl	205Tl	206Pb	207Pb	208Pb	209Bi
		ppb	ppb	ppb	ppb	ppb	ppb
1	16:15:21	0.233	0.229	113.900	112.700	112.600	85.009%
2	16:16:04	0.245	0.240	114.400	113.600	113.400	86.163%
3	16:16:47	0.259	0.237	118.500	116.900	117.000	84.968%
x		0.246	0.235	115.600	114.400	114.300	85.380%
σ		0.013	0.006	2.527	2.197	2.330	0.679%
%RSD		5.235	2.392	2.186	1.921	2.038	0.795

180-19617-C-1-A SD@5 4/1/2013 4:19:27 PM

User Pre-dilution: 1.000

Run	Time	6Li	9Be	10B	11B	13C	23Na	25Mg	26Mg
		ppb	ppb	ppb	ppb	ppb	ppb	ppb	ppb
1	16:20:10	77.709%	0.411	11.730	11.530	0.000	1027.000	1476.000	1490.000
2	16:20:53	77.867%	0.479	11.700	11.680	0.000	1029.000	1474.000	1477.000
3	16:21:36	77.634%	0.452	11.220	11.300	0.000	1028.000	1481.000	1485.000
x		77.736%	0.447	11.550	11.500	0.000	1028.000	1477.000	1484.000
σ		0.119%	0.034	0.283	0.193	0.000	1.129	3.526	6.516
%RSD		0.153	7.634	2.451	1.677	0.000	0.110	0.239	0.439

Run	Time	27Al	28Si	37Cl	39K	43Ca	44Ca	45Sc	47Ti
		ppb	ppb	ppb	ppb	ppb	ppb	ppb	ppb
1	16:20:10	3247.000	876.500	0.000	716.200	593.000	648.100	82.398%	122.000
2	16:20:53	3217.000	859.300	0.000	715.600	613.400	638.700	82.944%	116.500
3	16:21:36	3220.000	862.600	0.000	710.500	602.300	633.500	83.403%	121.400
x		3228.000	866.100	0.000	714.100	602.900	640.100	82.915%	120.000
σ		16.500	9.164	0.000	3.131	10.240	7.375	0.503%	3.041
%RSD		0.511	1.058	0.000	0.438	1.698	1.152	0.607	2.534

Run	Time	51V	52Cr	55Mn	56Fe	57Fe	59Co	60Ni	63Cu
		ppb	ppb	ppb	ppb	ppb	ppb	ppb	ppb
1	16:20:10	21.670	14.150	1444.000	15100.000	15190.000	11.640	15.850	4.970
2	16:20:53	21.500	13.960	1430.000	15030.000	15130.000	11.670	15.670	4.989
3	16:21:36	21.510	14.090	1424.000	14930.000	15060.000	11.630	15.530	5.038
x		21.560	14.070	1433.000	15020.000	15130.000	11.640	15.680	4.999
σ		0.094	0.100	10.310	82.230	68.570	0.022	0.161	0.035
%RSD		0.436	0.712	0.720	0.547	0.453	0.185	1.029	0.699

Run	Time	65Cu	66Zn	68Zn	75As	78Se	82Se	83Kr	88Sr
		ppb	ppb	ppb	ppb	ppb	ppb	ppb	ppb
1	16:20:10	5.153	154.400	155.100	12.600	-0.050	0.455	0.000	15.350
2	16:20:53	5.140	153.300	152.800	12.350	0.144	0.329	0.000	15.400
3	16:21:36	5.055	155.200	155.500	12.150	0.134	0.412	0.000	15.300
x		5.116	154.300	154.500	12.370	0.076	0.398	0.000	15.350
σ		0.053	0.924	1.495	0.223	0.110	0.064	0.000	0.052
%RSD		1.039	0.599	0.968	1.803	144.300	16.050	0.000	0.340

Run	Time	89Y	95Mo	98Mo	103Rh	107Ag	109Ag	111Cd	114Cd
		ppb	ppb	ppb	ppb	ppb	ppb	ppb	ppb
1	16:20:10	88.033%	0.452	0.450	85.420%	0.035	0.048	0.116	0.135
2	16:20:53	89.328%	0.451	0.490	85.857%	0.028	0.051	0.135	0.139
3	16:21:36	90.088%	0.474	0.490	85.934%	0.038	0.036	0.127	0.144
x		89.150%	0.459	0.477	85.737%	0.033	0.045	0.126	0.139
σ		1.039%	0.013	0.023	0.277%	0.005	0.008	0.009	0.004
%RSD		1.166	2.797	4.814	0.324	16.090	17.290	7.427	3.131

Run	Time	115In	118Sn	121Sb	123Sb	135Ba	137Ba	159Tb	165Ho
		ppb	ppb	ppb	ppb	ppb	ppb	ppb	ppb
1	16:20:10	82.532%	2.227	0.294	0.290	56.990	56.150	85.300%	85.235%
2	16:20:53	84.466%	2.067	0.322	0.311	55.050	55.290	87.830%	87.658%
3	16:21:36	85.396%	1.970	0.304	0.275	55.920	54.810	88.553%	88.268%
x		84.131%	2.088	0.307	0.292	55.990	55.420	87.227%	87.053%
σ		1.461%	0.130	0.014	0.018	0.969	0.678	1.708%	1.604%
%RSD		1.737	6.219	4.576	6.164	1.730	1.224	1.958	1.843

Run	Time	203Tl	205Tl	206Pb	207Pb	208Pb	209Bi
		ppb	ppb	ppb	ppb	ppb	ppb
1	16:20:10	0.060	0.058	22.610	22.340	22.350	86.833%
2	16:20:53	0.050	0.056	23.030	22.620	22.540	88.470%
3	16:21:36	0.049	0.053	23.070	22.810	22.650	88.458%
x		0.053	0.056	22.900	22.590	22.510	87.920%
σ		0.006	0.002	0.252	0.236	0.154	0.942%
%RSD		11.320	3.713	1.099	1.045	0.686	1.071

CCV 781130 4/1/2013 4:24:15 PM QC Status: PASS (Initial: PASS)

User Pre-dilution: 1.000

Run	Time	6Li	9Be	10B	11B	13C	23Na	25Mg	26Mg
		ppb	ppb	ppb	ppb	ppb	ppb	ppb	ppb
1	16:24:58	77.164%	104.100	94.390	94.930	0.000	47220.000	47990.000	48010.000
2	16:25:41	79.545%	102.200	94.740	94.020	0.000	46850.000	47520.000	47720.000
3	16:26:24	76.527%	107.500	99.800	101.100	0.000	49820.000	50200.000	50500.000
x		77.745%	104.576%	96.311%	96.673%	0.000	95.931%	97.133%	97.490%
σ		1.591%	n/a	n/a	n/a	0.000	n/a	n/a	n/a
%RSD		2.046	2.568	3.141	3.965	0.000	3.366	2.944	3.136

Run	Time	27Al	28Si	37Cl	39K	43Ca	44Ca	45Sc	47Ti
		ppb	ppb	ppb	ppb	ppb	ppb	ppb	ppb
1	16:24:58	477.600	4865.000	0.000	47830.000	46280.000	47590.000	80.891%	95.340
2	16:25:41	480.100	4837.000	0.000	47590.000	46520.000	47570.000	81.624%	95.770
3	16:26:24	507.000	5096.000	0.000	50140.000	49070.000	50310.000	79.635%	100.300
x		97.649%	98.658%	0.000	97.049%	94.578%	96.973%	80.716%	97.124%
σ		n/a	n/a	0.000	n/a	n/a	n/a	1.006%	n/a
%RSD		3.343	2.881	0.000	2.902	3.274	3.250	1.246	2.813

Run	Time	51V	52Cr	55Mn	56Fe	57Fe	59Co	60Ni	63Cu
		ppb	ppb	ppb	ppb	ppb	ppb	ppb	ppb
1	16:24:58	94.980	96.060	489.200	24550.000	25120.000	97.090	100.000	100.100
2	16:25:41	95.110	96.340	493.200	24600.000	25300.000	97.950	99.240	99.650
3	16:26:24	99.970	101.700	522.500	26070.000	26790.000	101.900	103.200	105.200
x		96.685%	98.022%	100.320%	100.288%	102.956%	98.976%	100.821%	101.660%
σ		n/a	n/a	n/a	n/a	n/a	n/a	n/a	n/a
%RSD		2.942	3.222	3.626	3.445	3.560	2.579	2.068	3.022

Run	Time	65Cu	66Zn	68Zn	75As	78Se	82Se	83Kr	88Sr
		ppb	ppb	ppb	ppb	ppb	ppb	ppb	ppb
1	16:24:58	99.920	104.500	104.500	97.790	98.470	98.550	0.000	94.100
2	16:25:41	101.200	105.000	104.600	97.290	99.300	99.160	0.000	94.210
3	16:26:24	104.900	111.600	110.700	104.200	104.200	104.800	0.000	98.940
x		101.988%	107.013%	106.620%	99.758%	100.649%	100.835%	0.000	95.753%
σ		n/a	n/a	n/a	n/a	n/a	n/a	0.000	n/a
%RSD		2.525	3.735	3.325	3.856	3.062	3.412	0.000	2.885

Run	Time	89Y	95Mo	98Mo	103Rh	107Ag	109Ag	111Cd	114Cd
		ppb	ppb	ppb	ppb	ppb	ppb	ppb	ppb
1	16:24:58	80.236%	94.080	94.820	78.571%	95.300	96.890	97.790	98.900
2	16:25:41	82.081%	97.310	97.740	79.080%	96.190	97.120	97.450	98.130
3	16:26:24	80.503%	103.400	104.400	77.489%	100.700	101.600	102.300	103.200
x		80.940%	98.265%	98.995%	78.380%	97.405%	98.528%	99.180%	100.089%
σ		0.997%	n/a	n/a	0.813%	n/a	n/a	n/a	n/a
%RSD		1.232	4.819	4.979	1.037	2.985	2.683	2.733	2.747

Run	Time	115In	118Sn	121Sb	123Sb	135Ba	137Ba	159Tb	165Ho
		ppb	ppb	ppb	ppb	ppb	ppb	ppb	ppb
1	16:24:58	76.886%	96.650	97.220	95.950	97.180	96.930	80.339%	83.008%
2	16:25:41	78.717%	97.450	96.270	96.690	96.810	97.090	83.505%	85.627%
3	16:26:24	77.401%	102.600	102.100	101.500	101.900	101.600	81.878%	84.281%
x		77.668%	98.907%	98.515%	98.034%	98.628%	98.534%	81.907%	84.305%
σ		0.944%	n/a	n/a	n/a	n/a	n/a	1.583%	1.310%
%RSD		1.216	3.274	3.153	3.056	2.878	2.679	1.933	1.554

Run	Time	203Tl	205Tl	206Pb	207Pb	208Pb	209Bi
		ppb	ppb	ppb	ppb	ppb	ppb
1	16:24:58	93.160	93.040	93.950	93.440	93.310	75.560%
2	16:25:41	94.010	94.380	95.120	94.460	94.740	77.042%
3	16:26:24	101.300	101.500	102.000	101.900	102.000	73.706%
x		96.149%	96.314%	97.024%	96.614%	96.691%	75.436%
σ		n/a	n/a	n/a	n/a	n/a	1.671%
%RSD		4.641	4.734	4.483	4.801	4.834	2.215

CCB2 4/1/2013 4:29:05 PM QC Status: PASS (Initial: PASS)

User Pre-dilution: 1.000

Run	Time	6Li	9Be	10B	11B	13C	23Na	25Mg	26Mg
		ppb	ppb	ppb	ppb	ppb	ppb	ppb	ppb
1	16:29:48	101.921%	-0.013	3.495	3.521	0.000	20.440	3.988	3.743
2	16:30:31	102.680%	-0.013	3.121	3.100	0.000	15.240	3.290	3.399
3	16:31:14	105.155%	0.008	2.590	2.863	0.000	11.570	3.575	3.445
x		103.252%	-0.006	3.069	3.162	0.000	15.750	3.618	3.529
σ		1.691%	0.012	0.455	0.333	0.000	4.457	0.351	0.187
%RSD		1.638	198.400	14.820	10.540	0.000	28.290	9.704	5.291

Run	Time	27Al	28Si	37Cl	39K	43Ca	44Ca	45Sc	47Ti
		ppb	ppb	ppb	ppb	ppb	ppb	ppb	ppb
1	16:29:48	2.169	-1.726	0.000	4.932	2.507	6.148	93.154%	0.059
2	16:30:31	2.417	-1.881	0.000	1.275	6.988	4.773	92.841%	-0.009
3	16:31:14	2.211	-2.358	0.000	-2.978	9.553	5.580	93.721%	0.029
x		2.266	-1.988	0.000	1.076	6.349	5.500	93.239%	0.026
σ		0.132	0.329	0.000	3.959	3.566	0.691	0.446%	0.034
%RSD		5.844	16.570	0.000	367.900	56.170	12.560	0.478	129.400

Run	Time	51V	52Cr	55Mn	56Fe	57Fe	59Co	60Ni	63Cu
		ppb	ppb	ppb	ppb	ppb	ppb	ppb	ppb
1	16:29:48	0.060	0.095	0.110	-0.716	5.741	0.002	0.055	0.785
2	16:30:31	-0.159	0.126	0.120	-2.432	4.137	0.002	0.049	0.574
3	16:31:14	0.016	0.103	0.120	-3.828	4.719	-0.004	0.069	0.463
x		-0.028	0.108	0.117	-2.325	4.866	0.000	0.058	0.607
σ		0.116	0.016	0.006	1.559	0.812	0.003	0.010	0.163
%RSD		421.800	14.770	4.780	67.040	16.690	8884.000	17.430	26.910

Run	Time	65Cu	66Zn	68Zn	75As	78Se	82Se	83Kr	88Sr
		ppb	ppb	ppb	ppb	ppb	ppb	ppb	ppb
1	16:29:48	0.148	0.483	0.436	-0.055	0.466	0.022	0.000	0.025
2	16:30:31	0.130	0.492	0.521	-0.012	0.308	-0.073	0.000	0.024
3	16:31:14	0.181	0.566	0.571	-0.114	0.161	0.120	0.000	0.018
x		0.153	0.514	0.509	-0.060	0.312	0.023	0.000	0.023
σ		0.026	0.046	0.068	0.051	0.153	0.097	0.000	0.004
%RSD		17.110	8.933	13.370	84.420	49.010	428.000	0.000	16.280

Run	Time	89Y	95Mo	98Mo	103Rh	107Ag	109Ag	111Cd	114Cd
		ppb	ppb	ppb	ppb	ppb	ppb	ppb	ppb
1	16:29:48	81.721%	0.611	0.586	84.586%	0.005	0.013	-0.038	-0.031
2	16:30:31	82.228%	0.443	0.440	84.036%	0.014	0.017	-0.069	-0.050
3	16:31:14	83.046%	0.236	0.285	84.556%	0.007	0.012	-0.054	-0.046
x		82.331%	0.430	0.437	84.393%	0.009	0.014	-0.054	-0.042
σ		0.669%	0.188	0.150	0.309%	0.005	0.003	0.016	0.010
%RSD		0.812	43.710	34.420	0.367	56.400	19.590	29.470	23.740

Run	Time	115In	118Sn	121Sb	123Sb	135Ba	137Ba	159Tb	165Ho
		ppb	ppb	ppb	ppb	ppb	ppb	ppb	ppb
1	16:29:48	84.349%	0.684	0.067	0.070	0.092	0.088	87.788%	87.625%
2	16:30:31	85.356%	0.579	0.066	0.062	0.038	0.065	89.495%	89.238%
3	16:31:14	86.664%	0.555	0.045	0.076	0.071	0.053	90.362%	91.250%
x		85.456%	0.606	0.059	0.069	0.067	0.069	89.215%	89.371%
σ		1.161%	0.069	0.012	0.007	0.027	0.017	1.310%	1.816%
%RSD		1.358	11.350	20.500	9.772	40.350	25.260	1.468	2.033

Run	Time	203Tl	205Tl	206Pb	207Pb	208Pb	209Bi
		ppb	ppb	ppb	ppb	ppb	ppb
1	16:29:48	0.010	0.009	0.091	0.098	0.094	89.812%
2	16:30:31	0.014	0.006	0.084	0.081	0.085	91.381%
3	16:31:14	0.010	0.006	0.099	0.090	0.084	92.441%
x		0.011	0.007	0.091	0.090	0.088	91.211%
σ		0.002	0.002	0.008	0.008	0.006	1.323%
%RSD		18.320	21.220	8.275	9.115	6.388	1.450

180-19617-C-1-B MS 4/1/2013 4:33:56 PM

User Pre-dilution: 1.000

Run	Time	6Li	9Be	10B	11B	13C	23Na	25Mg	26Mg
		ppb	ppb	ppb	ppb	ppb	ppb	ppb	ppb
1	16:34:39	70.129%	47.360	855.500	835.800	0.000	49840.000	53640.000	53780.000
2	16:35:22	69.772%	48.000	880.100	876.400	0.000	51730.000	55820.000	55950.000
3	16:36:05	72.483%	46.780	856.300	849.900	0.000	50020.000	53860.000	53870.000
x		70.795%	47.380	864.000	854.000	0.000	50530.000	54440.000	54530.000
σ		1.473%	0.614	13.980	20.620	0.000	1039.000	1198.000	1223.000
%RSD		2.080	1.296	1.618	2.414	0.000	2.056	2.201	2.242

Run	Time	27Al	28Si	37Cl	39K	43Ca	44Ca	45Sc	47Ti
		ppb	ppb	ppb	ppb	ppb	ppb	ppb	ppb
1	16:34:39	30960.000	5624.000	0.000	49600.000	46940.000	47980.000	77.605%	1679.000
2	16:35:22	32140.000	5807.000	0.000	51910.000	49400.000	49920.000	77.521%	1750.000
3	16:36:05	30970.000	5656.000	0.000	50040.000	47360.000	48080.000	80.138%	1696.000
x		31360.000	5696.000	0.000	50520.000	47900.000	48660.000	78.421%	1708.000
σ		677.500	97.550	0.000	1224.000	1321.000	1091.000	1.487%	37.460
%RSD		2.160	1.713	0.000	2.424	2.757	2.243	1.897	2.193

Run	Time	51V	52Cr	55Mn	56Fe	57Fe	59Co	60Ni	63Cu
		ppb	ppb	ppb	ppb	ppb	ppb	ppb	ppb
1	16:34:39	580.800	271.700	8460.000	89580.000	89740.000	514.400	548.000	256.900
2	16:35:22	602.400	281.600	8741.000	92600.000	92320.000	531.400	569.900	266.600
3	16:36:05	582.600	272.600	8454.000	89810.000	89960.000	518.000	551.200	258.500
x		588.600	275.300	8552.000	90670.000	90670.000	521.300	556.400	260.700
σ		12.020	5.515	163.800	1680.000	1435.000	8.951	11.830	5.226
%RSD		2.042	2.003	1.915	1.853	1.582	1.717	2.126	2.005

Run	Time	65Cu	66Zn	68Zn	75As	78Se	82Se	83Kr	88Sr
		ppb	ppb	ppb	ppb	ppb	ppb	ppb	ppb
1	16:34:39	259.900	1180.000	1182.000	100.700	9.175	9.825	0.000	968.700
2	16:35:22	270.500	1236.000	1243.000	104.600	9.415	10.380	0.000	1015.000
3	16:36:05	261.500	1199.000	1209.000	101.300	9.941	10.100	0.000	978.900
x		264.000	1205.000	1211.000	102.200	9.510	10.100	0.000	987.700
σ		5.690	28.460	30.280	2.108	0.392	0.279	0.000	24.600
%RSD		2.156	2.361	2.499	2.063	4.118	2.765	0.000	2.491

Run	Time	89Y	95Mo	98Mo	103Rh	107Ag	109Ag	111Cd	114Cd
		ppb	ppb	ppb	ppb	ppb	ppb	ppb	ppb
1	16:34:39	0.000	906.600	907.000	73.333%	42.800	43.160	43.120	41.550
2	16:35:22	0.000	956.400	959.400	73.110%	44.810	45.110	45.100	43.380
3	16:36:05	0.000	926.400	925.800	75.378%	43.310	43.770	43.700	41.800
x		0.000	929.800	930.700	73.940%	43.640	44.010	43.980	42.240
σ		0.000	25.080	26.560	1.250%	1.044	0.997	1.020	0.993
%RSD		0.000	2.698	2.853	1.691	2.392	2.265	2.320	2.352

Run	Time	115In	118Sn	121Sb	123Sb	135Ba	137Ba	159Tb	165Ho
		ppb	ppb	ppb	ppb	ppb	ppb	ppb	ppb
1	16:34:39	75.987%	1502.000	327.800	326.600	2042.000	2017.000	83.178%	82.995%
2	16:35:22	77.045%	1554.000	343.300	344.100	2134.000	2103.000	84.440%	85.308%
3	16:36:05	79.197%	1512.000	329.400	330.600	2059.000	2037.000	87.242%	87.341%
x		77.410%	1523.000	333.500	333.800	2078.000	2052.000	84.953%	85.215%
σ		1.636%	28.030	8.536	9.147	48.850	45.020	2.080%	2.174%
%RSD		2.113	1.841	2.560	2.740	2.351	2.193	2.449	2.552

Run	Time	203Tl	205Tl	206Pb	207Pb	208Pb	209Bi
		ppb	ppb	ppb	ppb	ppb	ppb
1	16:34:39	42.780	43.210	178.600	178.700	178.000	73.752%
2	16:35:22	45.760	45.900	190.800	191.400	190.400	73.544%
3	16:36:05	44.690	45.080	186.100	186.000	185.500	75.102%
x		44.410	44.730	185.200	185.400	184.600	74.133%
σ		1.510	1.377	6.115	6.365	6.240	0.846%
%RSD		3.400	3.078	3.302	3.434	3.380	1.141

180-19617-C-1-C MSD 4/1/2013 4:38:44 PM

User Pre-dilution: 1.000

Run	Time	6Li	9Be	10B	11B	13C	23Na	25Mg	26Mg
		ppb	ppb	ppb	ppb	ppb	ppb	ppb	ppb
1	16:39:27	71.621%	47.890	862.100	856.200	0.000	49860.000	53180.000	53330.000
2	16:40:10	72.492%	46.410	860.300	856.700	0.000	49680.000	53010.000	53340.000
3	16:40:52	72.559%	46.420	870.100	866.000	0.000	50130.000	53610.000	53800.000
x		72.224%	46.910	864.100	859.600	0.000	49890.000	53270.000	53490.000
σ		0.523%	0.851	5.190	5.545	0.000	226.100	310.800	266.100
%RSD		0.724	1.814	0.601	0.645	0.000	0.453	0.584	0.498

Run	Time	27Al	28Si	37Cl	39K	43Ca	44Ca	45Sc	47Ti
		ppb	ppb	ppb	ppb	ppb	ppb	ppb	ppb
1	16:39:27	28930.000	4177.000	0.000	50260.000	47540.000	48340.000	80.087%	1564.000
2	16:40:10	28780.000	4111.000	0.000	50200.000	47720.000	48000.000	81.030%	1566.000
3	16:40:52	29050.000	4137.000	0.000	50430.000	46910.000	48290.000	81.185%	1571.000
x		28920.000	4142.000	0.000	50300.000	47390.000	48210.000	80.767%	1567.000
σ		136.500	33.610	0.000	122.100	430.100	179.800	0.595%	3.588
%RSD		0.472	0.812	0.000	0.243	0.908	0.373	0.736	0.229

Run	Time	51V	52Cr	55Mn	56Fe	57Fe	59Co	60Ni	63Cu
		ppb	ppb	ppb	ppb	ppb	ppb	ppb	ppb
1	16:39:27	568.700	264.800	7699.000	80640.000	80660.000	504.200	534.400	253.400
2	16:40:10	572.400	264.400	7770.000	80880.000	80880.000	506.600	536.000	255.400
3	16:40:52	569.700	264.500	7810.000	81140.000	81220.000	509.400	532.700	254.600
x		570.300	264.600	7759.000	80890.000	80920.000	506.800	534.400	254.500
σ		1.964	0.220	56.340	249.900	282.500	2.602	1.653	1.050
%RSD		0.344	0.083	0.726	0.309	0.349	0.513	0.309	0.412

Run	Time	65Cu	66Zn	68Zn	75As	78Se	82Se	83Kr	88Sr
		ppb	ppb	ppb	ppb	ppb	ppb	ppb	ppb
1	16:39:27	257.900	1080.000	1086.000	92.770	9.635	9.560	0.000	963.000
2	16:40:10	254.600	1094.000	1098.000	93.310	10.670	10.160	0.000	973.700
3	16:40:52	259.400	1096.000	1105.000	93.170	11.400	9.625	0.000	977.400
x		257.300	1090.000	1096.000	93.080	10.570	9.780	0.000	971.300
σ		2.452	8.530	9.847	0.281	0.888	0.327	0.000	7.492
%RSD		0.953	0.782	0.898	0.302	8.400	3.340	0.000	0.771

Run	Time	89Y	95Mo	98Mo	103Rh	107Ag	109Ag	111Cd	114Cd
		ppb	ppb	ppb	ppb	ppb	ppb	ppb	ppb
1	16:39:27	0.000	911.600	911.500	75.930%	43.030	43.370	42.730	41.710
2	16:40:10	0.000	924.300	927.100	76.562%	43.760	43.730	44.980	42.060
3	16:40:52	0.000	927.700	926.900	77.634%	43.360	43.590	43.430	41.640
x		0.000	921.200	921.800	76.708%	43.380	43.560	43.710	41.800
σ		0.000	8.506	8.936	0.862%	0.365	0.180	1.150	0.225
%RSD		0.000	0.923	0.969	1.123	0.841	0.413	2.630	0.538

Run	Time	115In	118Sn	121Sb	123Sb	135Ba	137Ba	159Tb	165Ho
		ppb	ppb	ppb	ppb	ppb	ppb	ppb	ppb
1	16:39:27	78.393%	1520.000	331.500	329.500	2017.000	2000.000	85.146%	85.574%
2	16:40:10	80.261%	1521.000	335.100	334.100	2045.000	2026.000	88.197%	88.624%
3	16:40:52	81.661%	1528.000	335.200	336.500	2052.000	2020.000	89.236%	90.229%
x		80.105%	1523.000	333.900	333.400	2038.000	2015.000	87.526%	88.142%
σ		1.639%	4.336	2.089	3.539	18.780	13.200	2.126%	2.365%
%RSD		2.047	0.285	0.626	1.062	0.921	0.655	2.429	2.683

Run	Time	203Tl	205Tl	206Pb	207Pb	208Pb	209Bi
		ppb	ppb	ppb	ppb	ppb	ppb
1	16:39:27	43.420	43.400	133.500	134.600	133.900	75.794%
2	16:40:10	44.280	44.520	137.500	137.500	137.000	77.396%
3	16:40:52	44.380	44.560	137.400	137.500	136.600	78.441%
x		44.030	44.160	136.100	136.500	135.800	77.211%
σ		0.526	0.659	2.297	1.649	1.692	1.333%
%RSD		1.196	1.492	1.688	1.208	1.246	1.727

180-19617-C-1-A PDS 4/1/2013 4:43:30 PM

User Pre-dilution: 1.000

Run	Time	6Li	9Be	10B	11B	13C	23Na	25Mg	26Mg
		ppb	ppb	ppb	ppb	ppb	ppb	ppb	ppb
1	16:44:13	72.873%	56.230	1014.000	997.000	0.000	52110.000	54720.000	55150.000
2	16:44:56	74.488%	52.520	971.300	971.100	0.000	50280.000	52400.000	52680.000
3	16:45:39	74.000%	54.610	1021.000	1016.000	0.000	52500.000	54550.000	54770.000
x		73.787%	54.450	1002.000	994.700	0.000	51630.000	53890.000	54200.000
σ		0.828%	1.863	26.900	22.470	0.000	1185.000	1294.000	1331.000
%RSD		1.123	3.421	2.684	2.259	0.000	2.294	2.401	2.456

Run	Time	27Al	28Si	37Cl	39K	43Ca	44Ca	45Sc	47Ti
		ppb	ppb	ppb	ppb	ppb	ppb	ppb	ppb
1	16:44:13	17580.000	13990.000	0.000	50560.000	48560.000	50470.000	81.690%	1534.000
2	16:44:56	16750.000	13270.000	0.000	48660.000	47570.000	48270.000	83.378%	1487.000
3	16:45:39	17490.000	13770.000	0.000	50380.000	49970.000	50230.000	82.621%	1538.000
x		17270.000	13670.000	0.000	49870.000	48700.000	49660.000	82.563%	1519.000
σ		456.600	369.400	0.000	1044.000	1208.000	1210.000	0.845%	28.520
%RSD		2.643	2.701	0.000	2.094	2.480	2.437	1.024	1.877

Run	Time	51V	52Cr	55Mn	56Fe	57Fe	59Co	60Ni	63Cu
		ppb	ppb	ppb	ppb	ppb	ppb	ppb	ppb
1	16:44:13	622.800	273.400	7324.000	72130.000	72140.000	569.600	596.500	286.000
2	16:44:56	600.600	263.700	7141.000	70070.000	70000.000	553.400	579.300	276.000
3	16:45:39	622.200	273.200	7357.000	72190.000	72270.000	570.800	593.600	287.900
x		615.200	270.100	7274.000	71460.000	71470.000	564.600	589.800	283.300
σ		12.660	5.525	116.300	1205.000	1274.000	9.700	9.182	6.365
%RSD		2.058	2.045	1.600	1.687	1.783	1.718	1.557	2.247

Run	Time	65Cu	66Zn	68Zn	75As	78Se	82Se	83Kr	88Sr
		ppb	ppb	ppb	ppb	ppb	ppb	ppb	ppb
1	16:44:13	290.300	1189.000	1201.000	98.330	12.560	11.830	0.000	1085.000
2	16:44:56	278.800	1158.000	1164.000	95.270	12.640	11.820	0.000	1052.000
3	16:45:39	291.800	1201.000	1209.000	99.670	13.490	11.890	0.000	1092.000
x		286.900	1183.000	1191.000	97.760	12.900	11.840	0.000	1076.000
σ		7.104	22.240	24.100	2.258	0.517	0.037	0.000	20.910
%RSD		2.476	1.881	2.023	2.310	4.012	0.309	0.000	1.943

Run	Time	89Y	95Mo	98Mo	103Rh	107Ag	109Ag	111Cd	114Cd
		ppb	ppb	ppb	ppb	ppb	ppb	ppb	ppb
1	16:44:13	0.000	1015.000	1016.000	78.136%	50.790	51.490	50.220	47.340
2	16:44:56	0.000	994.100	996.900	79.831%	49.560	49.870	49.350	47.270
3	16:45:39	0.000	1031.000	1029.000	79.076%	51.370	51.540	50.990	48.670
x		0.000	1013.000	1014.000	79.015%	50.570	50.970	50.180	47.760
σ		0.000	18.680	16.240	0.849%	0.923	0.946	0.821	0.790
%RSD		0.000	1.843	1.601	1.075	1.825	1.857	1.635	1.655

Run	Time	115In	118Sn	121Sb	123Sb	135Ba	137Ba	159Tb	165Ho
		ppb	ppb	ppb	ppb	ppb	ppb	ppb	ppb
1	16:44:13	80.287%	1873.000	450.400	447.300	2275.000	2257.000	86.186%	87.031%
2	16:44:56	83.481%	1789.000	443.400	441.100	2200.000	2186.000	89.839%	90.453%
3	16:45:39	82.657%	1863.000	462.200	462.900	2275.000	2258.000	88.858%	89.306%
x		82.142%	1842.000	452.000	450.500	2250.000	2234.000	88.294%	88.930%
σ		1.658%	45.920	9.516	11.270	43.600	41.030	1.891%	1.742%
%RSD		2.019	2.493	2.105	2.501	1.938	1.837	2.141	1.959

Run	Time	203Tl	205Tl	206Pb	207Pb	208Pb	209Bi
		ppb	ppb	ppb	ppb	ppb	ppb
1	16:44:13	49.140	49.400	135.100	135.100	134.200	78.133%
2	16:44:56	48.230	48.630	132.400	132.200	132.000	80.513%
3	16:45:39	50.070	49.830	136.100	136.600	136.000	80.074%
x		49.150	49.290	134.500	134.700	134.100	79.573%
σ		0.921	0.610	1.951	2.233	2.043	1.267%
%RSD		1.874	1.237	1.450	1.658	1.524	1.592

MB 180-67125/1-A 4/1/2013 4:53:07 PM

User Pre-dilution: 1.000

Run	Time	6Li	9Be	10B	11B	13C	23Na	25Mg	26Mg
		ppb	ppb	ppb	ppb	ppb	ppb	ppb	ppb
1	16:53:50	96.170%	0.010	10.740	11.270	0.000	5.566	4.619	4.988
2	16:54:33	96.228%	-0.007	10.980	10.410	0.000	5.793	4.499	4.785
3	16:55:16	96.379%	0.004	10.320	9.807	0.000	7.017	6.196	5.654
x		96.259%	0.003	10.680	10.490	0.000	6.125	5.105	5.142
σ		0.108%	0.009	0.330	0.734	0.000	0.780	0.947	0.455
%RSD		0.113	320.600	3.088	6.990	0.000	12.740	18.560	8.841

Run	Time	27Al	28Si	37Cl	39K	43Ca	44Ca	45Sc	47Ti
		ppb	ppb	ppb	ppb	ppb	ppb	ppb	ppb
1	16:53:50	0.264	2.051	0.000	3.975	19.520	20.850	101.275%	0.649
2	16:54:33	0.292	1.437	0.000	4.563	13.590	16.460	102.262%	0.491
3	16:55:16	0.872	1.747	0.000	5.304	18.030	17.820	100.375%	0.258
x		0.476	1.745	0.000	4.614	17.050	18.380	101.304%	0.466
σ		0.343	0.307	0.000	0.666	3.082	2.244	0.944%	0.197
%RSD		72.140	17.590	0.000	14.430	18.080	12.210	0.932	42.160

Run	Time	51V	52Cr	55Mn	56Fe	57Fe	59Co	60Ni	63Cu
		ppb	ppb	ppb	ppb	ppb	ppb	ppb	ppb
1	16:53:50	0.007	-0.036	0.024	-0.158	3.143	-0.000	-0.017	0.121
2	16:54:33	-0.018	-0.059	0.058	-1.388	3.251	0.002	-0.012	0.081
3	16:55:16	-0.005	-0.045	0.222	1.032	4.163	0.016	0.032	0.084
x		-0.005	-0.046	0.101	-0.172	3.519	0.006	0.001	0.095
σ		0.012	0.011	0.106	1.210	0.560	0.009	0.027	0.022
%RSD		236.500	24.650	104.500	705.000	15.920	148.100	2114.000	23.170

Run	Time	65Cu	66Zn	68Zn	75As	78Se	82Se	83Kr	88Sr
		ppb	ppb	ppb	ppb	ppb	ppb	ppb	ppb
1	16:53:50	0.082	0.612	0.751	0.091	-0.161	0.097	0.000	0.058
2	16:54:33	0.091	0.633	0.621	-0.042	-0.195	-0.400	0.000	0.053
3	16:55:16	0.082	0.633	0.722	-0.045	-0.166	-0.418	0.000	0.090
x		0.085	0.626	0.698	0.001	-0.174	-0.240	0.000	0.067
σ		0.005	0.012	0.068	0.078	0.018	0.292	0.000	0.020
%RSD		6.161	1.993	9.796	5851.000	10.390	121.500	0.000	29.800

Run	Time	89Y	95Mo	98Mo	103Rh	107Ag	109Ag	111Cd	114Cd
		ppb	ppb	ppb	ppb	ppb	ppb	ppb	ppb
1	16:53:50	94.381%	1.893	1.766	99.969%	-0.003	0.002	-0.021	-0.007
2	16:54:33	96.133%	1.424	1.350	100.987%	-0.003	-0.001	0.017	0.019
3	16:55:16	94.510%	1.235	1.159	99.515%	-0.003	0.001	-0.029	-0.030
x		95.008%	1.517	1.425	100.157%	-0.003	0.001	-0.011	-0.006
σ		0.976%	0.339	0.310	0.754%	0.000	0.001	0.024	0.025
%RSD		1.027	22.350	21.770	0.753	1.858	257.600	218.700	395.000

Run	Time	115In	118Sn	121Sb	123Sb	135Ba	137Ba	159Tb	165Ho
		ppb	ppb	ppb	ppb	ppb	ppb	ppb	ppb
1	16:53:50	92.842%	2.614	0.986	1.002	0.049	0.088	91.428%	91.520%
2	16:54:33	94.820%	2.693	0.961	0.975	0.088	0.090	94.069%	93.608%
3	16:55:16	94.169%	2.492	0.908	0.957	0.121	0.103	92.616%	92.391%
x		93.944%	2.600	0.952	0.978	0.086	0.094	92.705%	92.506%
σ		1.008%	0.101	0.040	0.023	0.036	0.008	1.323%	1.049%
%RSD		1.073	3.885	4.181	2.346	41.770	9.041	1.427	1.134

Run	Time	203Tl	205Tl	206Pb	207Pb	208Pb	209Bi
		ppb	ppb	ppb	ppb	ppb	ppb
1	16:53:50	0.004	0.003	-0.032	-0.029	-0.033	101.749%
2	16:54:33	0.005	0.003	-0.032	-0.029	-0.034	102.764%
3	16:55:16	0.003	0.005	-0.034	-0.029	-0.032	99.880%
x		0.004	0.004	-0.033	-0.029	-0.033	101.464%
σ		0.001	0.001	0.001	0.000	0.001	1.463%
%RSD		20.230	25.890	3.996	1.263	2.802	1.442

LCS 180-67125/2-A 4/1/2013 4:57:54 PM

User Pre-dilution: 1.000

Run	Time	6Li	9Be	10B	11B	13C	23Na	25Mg	26Mg
		ppb	ppb	ppb	ppb	ppb	ppb	ppb	ppb
1	16:58:37	73.580%	47.460	885.200	874.600	0.000	48520.000	48590.000	49090.000
2	16:59:20	75.275%	45.600	861.100	858.000	0.000	47240.000	47370.000	47670.000
3	17:00:03	75.863%	46.970	886.400	882.000	0.000	48800.000	49000.000	49380.000
x		74.906%	46.680	877.600	871.500	0.000	48180.000	48320.000	48710.000
σ		1.185%	0.962	14.280	12.270	0.000	832.800	849.400	912.400
%RSD		1.582	2.060	1.627	1.408	0.000	1.728	1.758	1.873

Run	Time	27Al	28Si	37Cl	39K	43Ca	44Ca	45Sc	47Ti
		ppb	ppb	ppb	ppb	ppb	ppb	ppb	ppb
1	16:58:37	1947.000	3160.000	0.000	48880.000	47970.000	49270.000	78.217%	968.600
2	16:59:20	1887.000	3067.000	0.000	47520.000	47100.000	47570.000	82.241%	934.600
3	17:00:03	1947.000	3173.000	0.000	48860.000	48610.000	48960.000	82.784%	954.400
x		1927.000	3133.000	0.000	48420.000	47890.000	48600.000	81.081%	952.500
σ		34.810	57.820	0.000	782.700	761.900	907.200	2.495%	17.110
%RSD		1.807	1.845	0.000	1.616	1.591	1.867	3.077	1.797

Run	Time	51V	52Cr	55Mn	56Fe	57Fe	59Co	60Ni	63Cu
		ppb	ppb	ppb	ppb	ppb	ppb	ppb	ppb
1	16:58:37	500.000	199.400	504.200	1079.000	1188.000	503.100	507.800	254.800
2	16:59:20	479.700	192.700	489.700	1030.000	1142.000	484.600	487.300	244.900
3	17:00:03	493.700	197.100	505.200	1061.000	1175.000	495.200	499.800	253.200
x		491.100	196.400	499.700	1057.000	1168.000	494.300	498.300	251.000
σ		10.370	3.428	8.714	24.570	23.760	9.288	10.350	5.333
%RSD		2.111	1.745	1.744	2.325	2.034	1.879	2.077	2.125

Run	Time	65Cu	66Zn	68Zn	75As	78Se	82Se	83Kr	88Sr
		ppb	ppb	ppb	ppb	ppb	ppb	ppb	ppb
1	16:58:37	260.400	439.600	440.600	34.080	8.891	9.145	0.000	982.400
2	16:59:20	247.400	425.300	427.300	33.320	8.450	8.815	0.000	931.200
3	17:00:03	254.500	436.700	437.700	33.660	9.146	8.932	0.000	957.800
x		254.100	433.900	435.200	33.690	8.829	8.964	0.000	957.100
σ		6.527	7.600	7.022	0.383	0.352	0.167	0.000	25.570
%RSD		2.569	1.752	1.613	1.136	3.986	1.865	0.000	2.671

Run	Time	89Y	95Mo	98Mo	103Rh	107Ag	109Ag	111Cd	114Cd
		ppb	ppb	ppb	ppb	ppb	ppb	ppb	ppb
1	16:58:37	73.571%	1012.000	986.200	78.858%	44.550	45.550	43.830	41.130
2	16:59:20	78.557%	966.600	955.700	82.249%	43.350	43.830	42.960	39.760
3	17:00:03	79.669%	1001.000	989.800	83.180%	44.700	45.130	43.700	40.300
x		77.266%	993.100	977.200	81.429%	44.200	44.840	43.490	40.390
σ		3.248%	23.550	18.710	2.275%	0.738	0.897	0.468	0.688
%RSD		4.203	2.372	1.914	2.794	1.671	2.000	1.076	1.704

Run	Time	115In	118Sn	121Sb	123Sb	135Ba	137Ba	159Tb	165Ho
		ppb	ppb	ppb	ppb	ppb	ppb	ppb	ppb
1	16:58:37	76.145%	1852.000	429.600	426.600	1890.000	1864.000	81.605%	82.274%
2	16:59:20	81.085%	1766.000	414.300	413.800	1822.000	1796.000	87.769%	88.348%
3	17:00:03	82.564%	1825.000	429.600	430.600	1874.000	1857.000	89.393%	89.838%
x		79.931%	1814.000	424.500	423.700	1862.000	1839.000	86.255%	86.820%
σ		3.361%	44.140	8.863	8.783	35.370	37.570	4.109%	4.007%
%RSD		4.205	2.433	2.088	2.073	1.899	2.043	4.763	4.615

Run	Time	203Tl	205Tl	206Pb	207Pb	208Pb	209Bi
		ppb	ppb	ppb	ppb	ppb	ppb
1	16:58:37	44.290	44.460	17.400	18.760	17.910	75.354%
2	16:59:20	43.210	43.470	16.840	18.130	17.410	80.103%
3	17:00:03	44.650	44.740	17.350	18.700	17.900	81.399%
x		44.050	44.220	17.200	18.530	17.740	78.952%
σ		0.746	0.670	0.309	0.348	0.287	3.183%
%RSD		1.693	1.515	1.798	1.877	1.617	4.031

180-19613-C-11-E 4/1/2013 5:06:05 PM

User Pre-dilution: 1.000

Run	Time	6Li	9Be	10B	11B	13C	23Na	25Mg	26Mg
		ppb	ppb	ppb	ppb	ppb	ppb	ppb	ppb
1	17:06:48	71.728%	6.379	216.900	218.000	0.000	94960.000	69340.000	69540.000
2	17:07:31	70.471%	6.183	231.500	227.000	0.000	98000.000	72250.000	71800.000
3	17:08:14	71.882%	6.359	227.100	224.300	0.000	96470.000	70960.000	70650.000
x		71.360%	6.307	225.200	223.100	0.000	96480.000	70850.000	70660.000
σ		0.774%	0.107	7.491	4.620	0.000	1519.000	1457.000	1128.000
%RSD		1.085	1.703	3.326	2.071	0.000	1.574	2.057	1.596

Run	Time	27Al	28Si	37Cl	39K	43Ca	44Ca	45Sc	47Ti
		ppb	ppb	ppb	ppb	ppb	ppb	ppb	ppb
1	17:06:48	109600.000	4990.000	0.000	22980.000	60350.000	61750.000	93.015%	2334.000
2	17:07:31	112800.000	5075.000	0.000	23690.000	62220.000	63580.000	93.759%	2381.000
3	17:08:14	110600.000	5014.000	0.000	23420.000	61160.000	62630.000	94.761%	2353.000
x		111000.000	5026.000	0.000	23360.000	61240.000	62650.000	93.845%	2356.000
σ		1681.000	43.540	0.000	359.100	936.300	911.700	0.876%	23.700
%RSD		1.515	0.866	0.000	1.537	1.529	1.455	0.934	1.006

Run	Time	51V	52Cr	55Mn	56Fe	57Fe	59Co	60Ni	63Cu
		ppb	ppb	ppb	ppb	ppb	ppb	ppb	ppb
1	17:06:48	262.300	482.700	6637.000	243900.000	249600.000	89.370	249.100	698.000
2	17:07:31	271.800	498.300	6783.000	249900.000	255100.000	92.520	255.200	716.900
3	17:08:14	266.700	490.600	6679.000	245100.000	250000.000	90.660	250.200	703.200
x		266.900	490.500	6700.000	246300.000	251600.000	90.850	251.500	706.000
σ		4.785	7.782	74.930	3160.000	3079.000	1.587	3.278	9.749
%RSD		1.792	1.586	1.118	1.283	1.224	1.746	1.303	1.381

Run	Time	65Cu	66Zn	68Zn	75As	78Se	82Se	83Kr	88Sr
		ppb	ppb	ppb	ppb	ppb	ppb	ppb	ppb
1	17:06:48	703.600	1320.000	1334.000	83.290	6.515	10.510	0.000	439.400
2	17:07:31	723.900	1349.000	1372.000	85.630	7.001	9.806	0.000	457.600
3	17:08:14	710.200	1337.000	1354.000	84.630	6.624	10.050	0.000	447.400
x		712.500	1335.000	1353.000	84.520	6.714	10.120	0.000	448.100
σ		10.350	14.700	19.060	1.175	0.255	0.357	0.000	9.107
%RSD		1.453	1.101	1.409	1.391	3.796	3.522	0.000	2.032

Run	Time	89Y	95Mo	98Mo	103Rh	107Ag	109Ag	111Cd	114Cd
		ppb	ppb	ppb	ppb	ppb	ppb	ppb	ppb
1	17:06:48	0.000	8.969	8.860	82.938%	19.680	19.590	5.934	5.541
2	17:07:31	0.000	9.055	9.333	83.694%	20.190	20.120	6.315	5.895
3	17:08:14	0.000	8.929	9.062	85.370%	19.610	19.770	5.987	5.662
x		0.000	8.984	9.085	84.000%	19.830	19.830	6.079	5.699
σ		0.000	0.065	0.237	1.245%	0.321	0.272	0.206	0.180
%RSD		0.000	0.719	2.614	1.482	1.621	1.374	3.396	3.158

Run	Time	115In	118Sn	121Sb	123Sb	135Ba	137Ba	159Tb	165Ho
		ppb	ppb	ppb	ppb	ppb	ppb	ppb	ppb
1	17:06:48	86.317%	50.200	0.915	0.903	443.900	438.800	97.524%	97.592%
2	17:07:31	88.662%	51.300	0.931	0.940	454.600	450.100	102.093%	100.821%
3	17:08:14	90.930%	49.000	0.887	0.836	441.900	436.700	104.746%	103.131%
x		88.636%	50.170	0.911	0.893	446.800	441.900	101.454%	100.515%
σ		2.307%	1.149	0.022	0.053	6.798	7.202	3.653%	2.782%
%RSD		2.602	2.290	2.433	5.898	1.521	1.630	3.600	2.768

Run	Time	203Tl	205Tl	206Pb	207Pb	208Pb	209Bi
		ppb	ppb	ppb	ppb	ppb	ppb
1	17:06:48	1.376	1.356	761.800	751.400	758.800	80.469%
2	17:07:31	1.448	1.430	792.900	781.500	787.400	81.450%
3	17:08:14	1.384	1.421	791.800	782.000	786.200	81.970%
x		1.403	1.402	782.200	771.600	777.500	81.296%
σ		0.039	0.040	17.620	17.510	16.200	0.762%
%RSD		2.800	2.882	2.253	2.270	2.084	0.937

180-19613-C-11-E SD@5 4/1/2013 5:10:53 PM

User Pre-dilution: 1.000

Run	Time	6Li	9Be	10B	11B	13C	23Na	25Mg	26Mg
		ppb	ppb	ppb	ppb	ppb	ppb	ppb	ppb
1	17:11:36	78.085%	1.325	53.850	53.730	0.000	18850.000	14240.000	14260.000
2	17:12:19	79.605%	1.334	51.600	53.680	0.000	18840.000	14110.000	14210.000
3	17:13:02	79.997%	1.361	52.600	52.730	0.000	18810.000	14110.000	14180.000
x		79.229%	1.340	52.690	53.380	0.000	18830.000	14150.000	14220.000
σ		1.010%	0.019	1.123	0.566	0.000	24.090	78.710	43.940
%RSD		1.275	1.405	2.131	1.061	0.000	0.128	0.556	0.309

Run	Time	27Al	28Si	37Cl	39K	43Ca	44Ca	45Sc	47Ti
		ppb	ppb	ppb	ppb	ppb	ppb	ppb	ppb
1	17:11:36	22430.000	1033.000	0.000	4817.000	12430.000	12890.000	91.884%	484.400
2	17:12:19	22340.000	1030.000	0.000	4836.000	12700.000	13070.000	91.868%	482.800
3	17:13:02	22240.000	1035.000	0.000	4831.000	12390.000	12990.000	92.075%	484.600
x		22330.000	1033.000	0.000	4828.000	12510.000	12980.000	91.942%	483.900
σ		95.960	2.311	0.000	9.928	167.500	92.890	0.115%	0.960
%RSD		0.430	0.224	0.000	0.206	1.339	0.715	0.125	0.198

Run	Time	51V	52Cr	55Mn	56Fe	57Fe	59Co	60Ni	63Cu
		ppb	ppb	ppb	ppb	ppb	ppb	ppb	ppb
1	17:11:36	52.570	97.550	1331.000	50210.000	49880.000	17.680	50.440	141.000
2	17:12:19	52.710	98.710	1339.000	50310.000	49840.000	17.760	50.550	141.500
3	17:13:02	52.830	98.080	1336.000	50100.000	49860.000	17.720	50.740	141.300
x		52.700	98.110	1335.000	50210.000	49860.000	17.720	50.580	141.300
σ		0.130	0.578	4.115	102.800	22.830	0.039	0.156	0.255
%RSD		0.247	0.589	0.308	0.205	0.046	0.219	0.309	0.180

Run	Time	65Cu	66Zn	68Zn	75As	78Se	82Se	83Kr	88Sr
		ppb	ppb	ppb	ppb	ppb	ppb	ppb	ppb
1	17:11:36	140.200	287.500	285.800	16.370	1.062	1.246	0.000	70.430
2	17:12:19	141.700	289.200	289.100	16.990	1.223	1.430	0.000	70.890
3	17:13:02	141.600	288.300	289.300	16.950	1.054	1.304	0.000	71.300
x		141.200	288.300	288.100	16.770	1.113	1.326	0.000	70.870
σ		0.827	0.877	1.954	0.350	0.095	0.094	0.000	0.433
%RSD		0.586	0.304	0.678	2.085	8.572	7.098	0.000	0.611

Run	Time	89Y	95Mo	98Mo	103Rh	107Ag	109Ag	111Cd	114Cd
		ppb	ppb	ppb	ppb	ppb	ppb	ppb	ppb
1	17:11:36	109.079%	1.338	1.348	93.580%	3.899	3.949	1.366	1.168
2	17:12:19	110.498%	1.399	1.458	93.962%	3.901	3.972	1.158	1.120
3	17:13:02	110.202%	1.319	1.461	93.617%	3.980	3.977	1.356	1.169
x		109.926%	1.352	1.423	93.719%	3.927	3.966	1.293	1.153
σ		0.749%	0.042	0.064	0.211%	0.046	0.015	0.117	0.028
%RSD		0.681	3.096	4.518	0.225	1.177	0.384	9.075	2.408

Run	Time	115In	118Sn	121Sb	123Sb	135Ba	137Ba	159Tb	165Ho
		ppb	ppb	ppb	ppb	ppb	ppb	ppb	ppb
1	17:11:36	93.535%	10.200	0.244	0.250	89.090	87.860	94.595%	94.012%
2	17:12:19	94.754%	10.330	0.257	0.276	89.010	88.700	96.593%	96.736%
3	17:13:02	95.461%	10.230	0.266	0.256	89.130	89.000	96.534%	96.932%
x		94.583%	10.250	0.256	0.261	89.080	88.520	95.907%	95.894%
σ		0.974%	0.066	0.011	0.013	0.059	0.587	1.137%	1.632%
%RSD		1.030	0.643	4.262	5.125	0.066	0.663	1.186	1.702

Run	Time	203Tl	205Tl	206Pb	207Pb	208Pb	209Bi
		ppb	ppb	ppb	ppb	ppb	ppb
1	17:11:36	0.279	0.259	156.700	155.500	154.900	87.030%
2	17:12:19	0.261	0.284	159.100	158.400	158.100	87.985%
3	17:13:02	0.274	0.279	158.000	157.800	157.100	88.978%
x		0.271	0.274	157.900	157.200	156.700	87.998%
σ		0.009	0.013	1.201	1.505	1.670	0.974%
%RSD		3.448	4.848	0.761	0.957	1.065	1.107

180-19613-C-11-F MS 4/1/2013 5:15:42 PM

User Pre-dilution: 1.000

Run	Time	6Li	9Be	10B	11B	13C	23Na	25Mg	26Mg
		ppb	ppb	ppb	ppb	ppb	ppb	ppb	ppb
1	17:16:24	68.040%	50.970	1036.000	1030.000	0.000	143200.000	117600.000	117600.000
2	17:17:08	70.524%	47.310	984.200	993.800	0.000	137300.000	113600.000	113500.000
3	17:17:51	68.885%	48.620	1022.000	1037.000	0.000	142500.000	118100.000	117700.000
x		69.150%	48.970	1014.000	1020.000	0.000	141000.000	116400.000	116200.000
σ		1.263%	1.853	26.880	23.240	0.000	3208.000	2442.000	2409.000
%RSD		1.826	3.783	2.650	2.278	0.000	2.275	2.098	2.073

Run	Time	27Al	28Si	37Cl	39K	43Ca	44Ca	45Sc	47Ti
		ppb	ppb	ppb	ppb	ppb	ppb	ppb	ppb
1	17:16:24	153200.000	6751.000	0.000	74940.000	96320.000	98090.000	91.395%	3490.000
2	17:17:08	146700.000	6448.000	0.000	71940.000	93230.000	94550.000	93.654%	3366.000
3	17:17:51	151400.000	6619.000	0.000	74520.000	95550.000	98000.000	92.403%	3458.000
x		150400.000	6606.000	0.000	73800.000	95030.000	96880.000	92.484%	3438.000
σ		3330.000	152.000	0.000	1621.000	1610.000	2017.000	1.131%	64.320
%RSD		2.213	2.301	0.000	2.196	1.694	2.082	1.223	1.871

Run	Time	51V	52Cr	55Mn	56Fe	57Fe	59Co	60Ni	63Cu
		ppb	ppb	ppb	ppb	ppb	ppb	ppb	ppb
1	17:16:24	738.800	638.900	7021.000	241600.000	247500.000	505.100	664.600	788.200
2	17:17:08	716.300	619.300	6785.000	235200.000	239900.000	488.600	644.200	766.800
3	17:17:51	731.700	634.500	7034.000	240600.000	245800.000	503.400	663.100	790.200
x		729.000	630.900	6947.000	239200.000	244400.000	499.000	657.300	781.800
σ		11.510	10.260	140.100	3452.000	4007.000	9.094	11.380	12.950
%RSD		1.578	1.625	2.017	1.443	1.639	1.822	1.732	1.657

Run	Time	65Cu	66Zn	68Zn	75As	78Se	82Se	83Kr	88Sr
		ppb	ppb	ppb	ppb	ppb	ppb	ppb	ppb
1	17:16:24	796.400	1576.000	1594.000	108.200	14.450	16.250	0.000	1321.000
2	17:17:08	777.200	1543.000	1569.000	105.700	14.660	16.480	0.000	1286.000
3	17:17:51	800.500	1592.000	1618.000	110.200	15.820	16.510	0.000	1336.000
x		791.400	1570.000	1594.000	108.000	14.980	16.410	0.000	1314.000
σ		12.440	25.090	24.460	2.258	0.736	0.140	0.000	25.670
%RSD		1.571	1.598	1.535	2.091	4.915	0.854	0.000	1.953

Run	Time	89Y	95Mo	98Mo	103Rh	107Ag	109Ag	111Cd	114Cd
		ppb	ppb	ppb	ppb	ppb	ppb	ppb	ppb
1	17:16:24	0.000	901.600	908.400	79.375%	29.000	28.670	45.820	42.200
2	17:17:08	0.000	882.600	888.800	81.671%	28.040	27.870	44.620	41.500
3	17:17:51	0.000	920.700	923.200	80.197%	29.070	28.710	45.510	41.840
x		0.000	901.600	906.800	80.414%	28.710	28.410	45.320	41.850
σ		0.000	19.030	17.240	1.163%	0.578	0.472	0.621	0.349
%RSD		0.000	2.110	1.901	1.447	2.013	1.663	1.370	0.833

Run	Time	115In	118Sn	121Sb	123Sb	135Ba	137Ba	159Tb	165Ho
		ppb	ppb	ppb	ppb	ppb	ppb	ppb	ppb
1	17:16:24	84.771%	1386.000	118.700	119.100	2286.000	2244.000	95.841%	96.344%
2	17:17:08	88.021%	1344.000	116.200	115.600	2199.000	2177.000	101.692%	100.248%
3	17:17:51	87.520%	1395.000	120.400	121.000	2277.000	2257.000	100.371%	100.317%
x		86.771%	1375.000	118.400	118.600	2254.000	2226.000	99.301%	98.970%
σ		1.750%	27.130	2.111	2.721	47.700	43.110	3.068%	2.274%
%RSD		2.017	1.972	1.783	2.295	2.116	1.937	3.090	2.298

Run	Time	203Tl	205Tl	206Pb	207Pb	208Pb	209Bi
		ppb	ppb	ppb	ppb	ppb	ppb
1	17:16:24	44.570	45.390	729.100	726.200	710.300	76.906%
2	17:17:08	44.040	44.300	709.700	713.100	692.200	80.089%
3	17:17:51	45.670	46.210	740.500	744.100	720.500	79.386%
x		44.760	45.300	726.400	727.800	707.700	78.794%
σ		0.833	0.960	15.580	15.530	14.350	1.672%
%RSD		1.860	2.119	2.144	2.134	2.027	2.122

180-19613-C-11-G MSD 4/1/2013 5:20:31 PM

User Pre-dilution: 1.000

Run	Time	6Li	9Be	10B	11B	13C	23Na	25Mg	26Mg
		ppb	ppb	ppb	ppb	ppb	ppb	ppb	ppb
1	17:21:14	68.303%	49.220	1051.000	1052.000	0.000	142500.000	121400.000	121000.000
2	17:21:57	69.049%	49.390	1054.000	1060.000	0.000	142000.000	121000.000	120600.000
3	17:22:40	68.755%	48.940	1051.000	1057.000	0.000	140200.000	119200.000	118500.000
x		68.702%	49.190	1052.000	1056.000	0.000	141500.000	120600.000	120100.000
σ		0.376%	0.226	1.781	4.077	0.000	1233.000	1157.000	1342.000
%RSD		0.547	0.460	0.169	0.386	0.000	0.871	0.960	1.117

Run	Time	27Al	28Si	37Cl	39K	43Ca	44Ca	45Sc	47Ti
		ppb	ppb	ppb	ppb	ppb	ppb	ppb	ppb
1	17:21:14	155900.000	8321.000	0.000	74920.000	98880.000	101400.000	92.999%	3676.000
2	17:21:57	154400.000	8187.000	0.000	74500.000	99520.000	100700.000	93.602%	3670.000
3	17:22:40	152400.000	8074.000	0.000	73400.000	97170.000	98490.000	94.230%	3597.000
x		154200.000	8194.000	0.000	74270.000	98520.000	100200.000	93.610%	3648.000
σ		1777.000	123.400	0.000	786.500	1211.000	1529.000	0.615%	43.920
%RSD		1.153	1.506	0.000	1.059	1.229	1.526	0.657	1.204

Run	Time	51V	52Cr	55Mn	56Fe	57Fe	59Co	60Ni	63Cu
		ppb	ppb	ppb	ppb	ppb	ppb	ppb	ppb
1	17:21:14	741.400	665.600	7209.000	251200.000	257400.000	511.100	674.600	833.800
2	17:21:57	743.600	667.700	7208.000	251200.000	256500.000	509.000	674.400	837.700
3	17:22:40	727.800	651.700	7080.000	246100.000	251800.000	500.700	661.600	817.500
x		737.600	661.700	7165.000	249500.000	255200.000	506.900	670.200	829.700
σ		8.553	8.706	74.330	2937.000	2991.000	5.524	7.471	10.730
%RSD		1.160	1.316	1.037	1.177	1.172	1.090	1.115	1.293

Run	Time	65Cu	66Zn	68Zn	75As	78Se	82Se	83Kr	88Sr
		ppb	ppb	ppb	ppb	ppb	ppb	ppb	ppb
1	17:21:14	847.000	1660.000	1682.000	111.400	15.530	16.890	0.000	1345.000
2	17:21:57	844.500	1664.000	1697.000	112.900	15.960	17.030	0.000	1355.000
3	17:22:40	828.300	1636.000	1672.000	111.600	15.550	16.950	0.000	1326.000
x		839.900	1653.000	1684.000	112.000	15.680	16.960	0.000	1342.000
σ		10.130	15.100	12.950	0.785	0.242	0.071	0.000	15.070
%RSD		1.206	0.913	0.769	0.701	1.543	0.419	0.000	1.123

Run	Time	89Y	95Mo	98Mo	103Rh	107Ag	109Ag	111Cd	114Cd
		ppb	ppb	ppb	ppb	ppb	ppb	ppb	ppb
1	17:21:14	0.000	921.900	923.300	80.375%	27.890	27.840	45.640	43.070
2	17:21:57	0.000	926.300	929.500	80.849%	28.230	28.020	45.430	43.460
3	17:22:40	0.000	908.200	914.600	81.748%	27.670	27.310	45.030	41.970
x		0.000	918.800	922.500	80.991%	27.930	27.730	45.370	42.830
σ		0.000	9.405	7.477	0.698%	0.286	0.369	0.312	0.772
%RSD		0.000	1.024	0.811	0.861	1.025	1.332	0.687	1.803

Run	Time	115In	118Sn	121Sb	123Sb	135Ba	137Ba	159Tb	165Ho
		ppb	ppb	ppb	ppb	ppb	ppb	ppb	ppb
1	17:21:14	86.101%	1359.000	125.300	125.200	2301.000	2275.000	99.478%	98.406%
2	17:21:57	87.594%	1362.000	127.000	125.400	2325.000	2299.000	100.872%	100.327%
3	17:22:40	88.006%	1341.000	123.800	123.300	2272.000	2245.000	102.595%	101.426%
x		87.234%	1354.000	125.300	124.600	2299.000	2273.000	100.981%	100.053%
σ		1.002%	11.290	1.588	1.137	26.410	27.040	1.562%	1.529%
%RSD		1.149	0.834	1.267	0.913	1.148	1.190	1.547	1.528

Run	Time	203Tl	205Tl	206Pb	207Pb	208Pb	209Bi
		ppb	ppb	ppb	ppb	ppb	ppb
1	17:21:14	45.270	45.820	752.200	718.800	745.300	78.406%
2	17:21:57	45.610	45.980	754.700	660.100	734.800	80.009%
3	17:22:40	44.490	44.890	737.300	661.000	721.900	80.973%
x		45.120	45.570	748.100	680.000	734.000	79.796%
σ		0.573	0.589	9.414	33.610	11.690	1.297%
%RSD		1.271	1.293	1.258	4.943	1.592	1.625

180-19613-C-11-E PDS 4/1/2013 5:25:20 PM

User Pre-dilution: 1.000

Run	Time	6Li	9Be	10B	11B	13C	23Na	25Mg	26Mg
		ppb	ppb	ppb	ppb	ppb	ppb	ppb	ppb
1	17:26:03	68.255%	52.020	1118.000	1106.000	0.000	144600.000	118200.000	118300.000
2	17:26:46	68.184%	53.500	1122.000	1121.000	0.000	145600.000	119200.000	119400.000
3	17:27:29	68.082%	52.160	1125.000	1120.000	0.000	145500.000	119600.000	119500.000
x		68.174%	52.560	1122.000	1116.000	0.000	145200.000	119000.000	119000.000
σ		0.087%	0.815	3.269	8.386	0.000	547.200	721.000	661.700
%RSD		0.127	1.551	0.291	0.752	0.000	0.377	0.606	0.556

Run	Time	27Al	28Si	37Cl	39K	43Ca	44Ca	45Sc	47Ti
		ppb	ppb	ppb	ppb	ppb	ppb	ppb	ppb
1	17:26:03	111700.000	14960.000	0.000	69620.000	105800.000	107600.000	89.539%	3254.000
2	17:26:46	112100.000	14960.000	0.000	70330.000	106600.000	107400.000	90.193%	3284.000
3	17:27:29	112000.000	14930.000	0.000	69970.000	106500.000	108300.000	90.190%	3286.000
x		111900.000	14950.000	0.000	69970.000	106300.000	107800.000	89.974%	3275.000
σ		235.500	18.980	0.000	354.300	455.500	476.100	0.377%	17.440
%RSD		0.210	0.127	0.000	0.506	0.429	0.442	0.419	0.533

Run	Time	51V	52Cr	55Mn	56Fe	57Fe	59Co	60Ni	63Cu
		ppb	ppb	ppb	ppb	ppb	ppb	ppb	ppb
1	17:26:03	733.500	670.700	7120.000	245300.000	251000.000	554.200	706.500	926.900
2	17:26:46	731.600	672.100	7142.000	245100.000	251300.000	552.900	706.100	926.000
3	17:27:29	737.800	672.600	7175.000	245600.000	252100.000	557.200	708.200	926.900
x		734.300	671.800	7146.000	245300.000	251500.000	554.700	706.900	926.600
σ		3.217	1.003	27.700	232.500	571.800	2.199	1.085	0.533
%RSD		0.438	0.149	0.388	0.095	0.227	0.397	0.153	0.058

Run	Time	65Cu	66Zn	68Zn	75As	78Se	82Se	83Kr	88Sr
		ppb	ppb	ppb	ppb	ppb	ppb	ppb	ppb
1	17:26:03	932.700	1727.000	1751.000	118.700	18.790	17.990	0.000	1442.000
2	17:26:46	936.200	1742.000	1747.000	117.700	18.680	18.510	0.000	1451.000
3	17:27:29	940.200	1759.000	1772.000	120.500	18.460	18.080	0.000	1466.000
x		936.400	1743.000	1757.000	119.000	18.640	18.200	0.000	1453.000
σ		3.767	16.030	13.400	1.414	0.170	0.276	0.000	12.180
%RSD		0.402	0.920	0.763	1.188	0.913	1.518	0.000	0.838

Run	Time	89Y	95Mo	98Mo	103Rh	107Ag	109Ag	111Cd	114Cd
		ppb	ppb	ppb	ppb	ppb	ppb	ppb	ppb
1	17:26:03	0.000	1086.000	1094.000	77.840%	62.710	62.200	50.240	46.180
2	17:26:46	0.000	1101.000	1103.000	78.418%	63.890	63.000	50.330	46.930
3	17:27:29	0.000	1112.000	1118.000	77.638%	63.420	65.510	51.070	47.400
x		0.000	1100.000	1105.000	77.965%	63.340	63.570	50.550	46.840
σ		0.000	12.940	12.280	0.405%	0.596	1.725	0.454	0.614
%RSD		0.000	1.177	1.111	0.519	0.941	2.714	0.899	1.311

Run	Time	115In	118Sn	121Sb	123Sb	135Ba	137Ba	159Tb	165Ho
		ppb	ppb	ppb	ppb	ppb	ppb	ppb	ppb
1	17:26:03	82.738%	1942.000	435.700	434.200	2338.000	2302.000	96.082%	95.733%
2	17:26:46	84.703%	1925.000	441.500	435.900	2322.000	2308.000	99.660%	98.530%
3	17:27:29	82.821%	1966.000	454.300	447.600	2357.000	2339.000	99.654%	98.707%
x		83.421%	1944.000	443.900	439.200	2339.000	2316.000	98.465%	97.657%
σ		1.111%	20.940	9.506	7.284	17.650	19.830	2.064%	1.668%
%RSD		1.332	1.077	2.142	1.658	0.755	0.856	2.096	1.708

Run	Time	203Tl	205Tl	206Pb	207Pb	208Pb	209Bi
		ppb	ppb	ppb	ppb	ppb	ppb
1	17:26:03	47.790	48.240	769.400	768.200	770.200	78.256%
2	17:26:46	48.270	48.340	767.800	766.900	769.100	80.748%
3	17:27:29	48.030	48.690	771.600	762.200	767.000	81.157%
x		48.030	48.420	769.600	765.800	768.800	80.054%
σ		0.243	0.233	1.891	3.190	1.603	1.570%
%RSD		0.505	0.480	0.246	0.417	0.209	1.961

CCV 781130 4/1/2013 5:30:09 PM QC Status: PASS (Initial: PASS)

User Pre-dilution: 1.000

Run	Time	6Li	9Be	10B	11B	13C	23Na	25Mg	26Mg
		ppb	ppb	ppb	ppb	ppb	ppb	ppb	ppb
1	17:30:52	91.492%	93.350	113.800	109.900	0.000	45160.000	45580.000	45870.000
2	17:31:35	93.594%	93.280	108.600	107.400	0.000	45340.000	45480.000	45800.000
3	17:32:18	94.315%	92.070	104.900	106.000	0.000	44700.000	44950.000	45440.000
x		93.134%	92.902%	109.093%	107.769%	0.000	90.133%	90.670%	91.398%
σ		1.466%	n/a	n/a	n/a	0.000	n/a	n/a	n/a
%RSD		1.574	0.779	4.100	1.829	0.000	0.738	0.751	0.505

Run	Time	27Al	28Si	37Cl	39K	43Ca	44Ca	45Sc	47Ti
		ppb	ppb	ppb	ppb	ppb	ppb	ppb	ppb
1	17:30:52	557.700	4704.000	0.000	46170.000	43900.000	45790.000	100.291%	93.340
2	17:31:35	587.200	4620.000	0.000	45980.000	43690.000	45320.000	101.670%	93.160
3	17:32:18	528.000	4623.000	0.000	45910.000	43890.000	45320.000	102.003%	93.970
x		111.529%	92.981%	0.000	92.040%	87.658%	90.946%	101.321%	93.492%
σ		n/a	n/a	0.000	n/a	n/a	n/a	0.908%	n/a
%RSD		5.308	1.027	0.000	0.299	0.280	0.596	0.896	0.455

Run	Time	51V	52Cr	55Mn	56Fe	57Fe	59Co	60Ni	63Cu
		ppb	ppb	ppb	ppb	ppb	ppb	ppb	ppb
1	17:30:52	90.650	91.620	470.100	23870.000	24120.000	92.860	94.400	96.880
2	17:31:35	89.270	90.970	474.700	23900.000	24310.000	93.000	94.930	97.520
3	17:32:18	90.160	90.470	469.200	23690.000	23990.000	92.100	94.430	96.800
x		90.028%	91.018%	94.264%	95.277%	96.572%	92.653%	94.587%	97.067%
σ		n/a	n/a	n/a	n/a	n/a	n/a	n/a	n/a
%RSD		0.776	0.635	0.626	0.473	0.669	0.518	0.318	0.408

Run	Time	65Cu	66Zn	68Zn	75As	78Se	82Se	83Kr	88Sr
		ppb	ppb	ppb	ppb	ppb	ppb	ppb	ppb
1	17:30:52	98.030	103.300	102.500	97.840	102.400	97.870	0.000	98.590
2	17:31:35	98.500	103.600	103.200	97.150	102.200	101.200	0.000	98.470
3	17:32:18	96.470	102.500	102.000	97.380	101.400	100.500	0.000	98.080
x		97.666%	103.144%	102.564%	97.457%	102.022%	99.870%	0.000	98.379%
σ		n/a	n/a	n/a	n/a	n/a	n/a	0.000	n/a
%RSD		1.089	0.550	0.566	0.358	0.519	1.766	0.000	0.267

Run	Time	89Y	95Mo	98Mo	103Rh	107Ag	109Ag	111Cd	114Cd
		ppb	ppb	ppb	ppb	ppb	ppb	ppb	ppb
1	17:30:52	90.016%	99.910	100.200	90.159%	94.290	95.720	97.300	98.320
2	17:31:35	92.179%	101.200	101.400	91.597%	94.470	95.570	97.940	98.380
3	17:32:18	92.411%	101.400	101.000	91.555%	94.270	95.660	98.010	99.330
x		91.535%	100.850%	100.879%	91.103%	94.346%	95.652%	97.749%	98.674%
σ		1.321%	n/a	n/a	0.819%	n/a	n/a	n/a	n/a
%RSD		1.443	0.815	0.597	0.898	0.118	0.079	0.398	0.574

Run	Time	115In	118Sn	121Sb	123Sb	135Ba	137Ba	159Tb	165Ho
		ppb	ppb	ppb	ppb	ppb	ppb	ppb	ppb
1	17:30:52	86.934%	101.800	102.000	101.200	102.100	102.600	88.703%	88.066%
2	17:31:35	89.604%	101.700	99.480	100.300	103.000	103.200	90.184%	90.803%
3	17:32:18	89.796%	101.200	99.260	99.020	100.800	99.710	92.214%	91.524%
x		88.778%	101.560%	100.257%	100.162%	101.952%	101.816%	90.367%	90.131%
σ		1.599%	n/a	n/a	n/a	n/a	n/a	1.763%	1.824%
%RSD		1.802	0.279	1.537	1.077	1.065	1.820	1.951	2.024

Run	Time	203Tl	205Tl	206Pb	207Pb	208Pb	209Bi
		ppb	ppb	ppb	ppb	ppb	ppb
1	17:30:52	94.350	94.120	95.040	94.580	94.710	82.517%
2	17:31:35	94.850	94.390	95.850	95.990	96.030	84.862%
3	17:32:18	95.180	94.730	95.540	96.030	95.570	84.824%
x		94.793%	94.411%	95.475%	95.534%	95.435%	84.068%
σ		n/a	n/a	n/a	n/a	n/a	1.343%
%RSD		0.443	0.327	0.425	0.861	0.703	1.598

CCB3 4/1/2013 5:34:59 PM QC Status: PASS (Initial: PASS)

User Pre-dilution: 1.000

Run	Time	6Li	9Be	10B	11B	13C	23Na	25Mg	26Mg
		ppb	ppb	ppb	ppb	ppb	ppb	ppb	ppb
1	17:35:42	115.656%	0.065	11.380	11.820	0.000	94.760	52.310	51.860
2	17:36:25	116.776%	0.064	10.130	10.720	0.000	92.440	56.000	56.130
3	17:37:08	116.750%	0.106	10.160	9.900	0.000	95.020	61.350	61.060
x		116.394%	0.078	10.550	10.810	0.000	94.070	56.550	56.350
σ		0.640%	0.024	0.711	0.963	0.000	1.420	4.547	4.601
%RSD		0.549	30.350	6.733	8.906	0.000	1.509	8.041	8.165

Run	Time	27Al	28Si	37Cl	39K	43Ca	44Ca	45Sc	47Ti
		ppb	ppb	ppb	ppb	ppb	ppb	ppb	ppb
1	17:35:42	20.980	5.766	0.000	101.700	54.640	52.230	119.563%	0.450
2	17:36:25	24.000	10.460	0.000	89.810	47.010	56.340	119.370%	0.957
3	17:37:08	25.210	4.368	0.000	86.850	55.630	62.540	118.874%	0.742
x		23.400	6.864	0.000	92.780	52.430	57.040	119.269%	0.716
σ		2.181	3.190	0.000	7.844	4.718	5.188	0.356%	0.255
%RSD		9.321	46.480	0.000	8.454	9.000	9.095	0.298	35.520

Run	Time	51V	52Cr	55Mn	56Fe	57Fe	59Co	60Ni	63Cu
		ppb	ppb	ppb	ppb	ppb	ppb	ppb	ppb
1	17:35:42	0.175	0.268	1.658	50.190	62.810	0.145	0.217	1.752
2	17:36:25	0.117	0.277	1.871	57.360	67.020	0.161	0.257	1.658
3	17:37:08	0.137	0.317	1.967	63.650	71.950	0.180	0.287	1.690
x		0.143	0.287	1.832	57.070	67.260	0.162	0.254	1.700
σ		0.030	0.026	0.158	6.732	4.570	0.017	0.035	0.048
%RSD		20.660	9.081	8.632	11.800	6.795	10.760	13.940	2.813

Run	Time	65Cu	66Zn	68Zn	75As	78Se	82Se	83Kr	88Sr
		ppb	ppb	ppb	ppb	ppb	ppb	ppb	ppb
1	17:35:42	0.395	0.883	0.975	-0.169	2.567	-0.833	0.000	0.298
2	17:36:25	0.453	0.947	0.979	-0.031	2.123	-0.618	0.000	0.316
3	17:37:08	0.387	0.978	1.044	-0.057	2.120	-0.663	0.000	0.355
x		0.411	0.936	0.999	-0.086	2.270	-0.705	0.000	0.323
σ		0.036	0.049	0.039	0.074	0.257	0.114	0.000	0.029
%RSD		8.688	5.202	3.877	85.900	11.320	16.150	0.000	9.003

Run	Time	89Y	95Mo	98Mo	103Rh	107Ag	109Ag	111Cd	114Cd
		ppb	ppb	ppb	ppb	ppb	ppb	ppb	ppb
1	17:35:42	116.322%	0.903	0.859	109.911%	0.101	0.100	0.002	0.047
2	17:36:25	117.340%	0.851	0.779	110.533%	0.100	0.089	0.056	0.051
3	17:37:08	116.221%	0.692	0.652	109.657%	0.105	0.117	0.027	0.048
x		116.627%	0.815	0.763	110.034%	0.102	0.102	0.028	0.049
σ		0.619%	0.110	0.104	0.451%	0.003	0.014	0.027	0.002
%RSD		0.531	13.460	13.650	0.409	2.550	13.580	95.500	4.995

Run	Time	115In	118Sn	121Sb	123Sb	135Ba	137Ba	159Tb	165Ho
		ppb	ppb	ppb	ppb	ppb	ppb	ppb	ppb
1	17:35:42	101.379%	1.784	0.625	0.567	0.607	0.611	97.109%	97.407%
2	17:36:25	102.892%	1.757	0.637	0.634	0.613	0.705	99.822%	99.537%
3	17:37:08	102.373%	1.647	0.586	0.606	0.731	0.683	99.375%	99.487%
x		102.215%	1.729	0.616	0.603	0.650	0.666	98.769%	98.810%
σ		0.769%	0.073	0.027	0.034	0.070	0.049	1.455%	1.216%
%RSD		0.752	4.195	4.364	5.586	10.800	7.398	1.473	1.230

Run	Time	203Tl	205Tl	206Pb	207Pb	208Pb	209Bi
		ppb	ppb	ppb	ppb	ppb	ppb
1	17:35:42	0.067	0.068	0.305	0.300	0.291	106.667%
2	17:36:25	0.062	0.063	0.281	0.284	0.287	110.367%
3	17:37:08	0.074	0.081	0.317	0.319	0.313	108.816%
x		0.068	0.071	0.301	0.301	0.297	108.617%
σ		0.006	0.009	0.018	0.017	0.014	1.858%
%RSD		9.040	13.000	6.035	5.751	4.773	1.711

180-19613-C-10-H 4/1/2013 5:39:50 PM

User Pre-dilution: 1.000

Run	Time	6Li	9Be	10B	11B	13C	23Na	25Mg	26Mg
		ppb	ppb	ppb	ppb	ppb	ppb	ppb	ppb
1	17:40:33	69.312%	6.353	219.000	222.000	0.000	94410.000	71090.000	71170.000
2	17:41:16	70.903%	6.291	221.000	222.500	0.000	93660.000	70070.000	70100.000
3	17:41:59	70.064%	6.506	218.700	223.500	0.000	93800.000	70510.000	70110.000
x		70.093%	6.383	219.500	222.700	0.000	93960.000	70560.000	70460.000
σ		0.796%	0.111	1.249	0.762	0.000	395.500	515.400	612.800
%RSD		1.136	1.731	0.569	0.342	0.000	0.421	0.731	0.870

Run	Time	27Al	28Si	37Cl	39K	43Ca	44Ca	45Sc	47Ti
		ppb	ppb	ppb	ppb	ppb	ppb	ppb	ppb
1	17:40:33	116200.000	5619.000	0.000	24470.000	61630.000	63650.000	92.908%	2520.000
2	17:41:16	114200.000	5485.000	0.000	24420.000	61850.000	63610.000	93.297%	2524.000
3	17:41:59	114000.000	5512.000	0.000	24510.000	61460.000	63430.000	93.200%	2518.000
x		114800.000	5539.000	0.000	24460.000	61640.000	63560.000	93.135%	2521.000
σ		1204.000	70.950	0.000	43.690	194.900	115.900	0.203%	3.062
%RSD		1.049	1.281	0.000	0.179	0.316	0.182	0.218	0.121

Run	Time	51V	52Cr	55Mn	56Fe	57Fe	59Co	60Ni	63Cu
		ppb	ppb	ppb	ppb	ppb	ppb	ppb	ppb
1	17:40:33	281.200	603.100	5953.000	247700.000	253100.000	87.690	255.600	822.100
2	17:41:16	281.300	605.600	5987.000	247400.000	252300.000	88.030	251.700	826.200
3	17:41:59	280.300	604.500	5944.000	246500.000	252500.000	87.810	253.200	827.900
x		280.900	604.400	5961.000	247200.000	252600.000	87.840	253.500	825.400
σ		0.589	1.254	22.700	602.700	430.000	0.169	1.973	2.961
%RSD		0.209	0.207	0.381	0.244	0.170	0.193	0.778	0.359

Run	Time	65Cu	66Zn	68Zn	75As	78Se	82Se	83Kr	88Sr
		ppb	ppb	ppb	ppb	ppb	ppb	ppb	ppb
1	17:40:33	829.300	1410.000	1421.000	88.140	6.766	9.993	0.000	447.300
2	17:41:16	835.500	1422.000	1447.000	88.880	6.742	10.210	0.000	455.800
3	17:41:59	836.000	1427.000	1439.000	88.770	7.102	9.902	0.000	452.400
x		833.600	1419.000	1436.000	88.600	6.870	10.030	0.000	451.800
σ		3.752	8.765	13.580	0.400	0.201	0.157	0.000	4.279
%RSD		0.450	0.618	0.946	0.452	2.927	1.561	0.000	0.947

Run	Time	89Y	95Mo	98Mo	103Rh	107Ag	109Ag	111Cd	114Cd
		ppb	ppb	ppb	ppb	ppb	ppb	ppb	ppb
1	17:40:33	0.000	10.360	10.820	84.849%	28.370	28.300	9.084	8.949
2	17:41:16	0.000	10.630	10.730	85.322%	28.700	28.780	9.134	8.672
3	17:41:59	0.000	10.660	10.560	85.444%	28.500	28.550	9.102	8.674
x		0.000	10.550	10.700	85.205%	28.520	28.540	9.107	8.765
σ		0.000	0.167	0.130	0.314%	0.168	0.240	0.026	0.159
%RSD		0.000	1.580	1.212	0.369	0.590	0.840	0.281	1.815

Run	Time	115In	118Sn	121Sb	123Sb	135Ba	137Ba	159Tb	165Ho
		ppb	ppb	ppb	ppb	ppb	ppb	ppb	ppb
1	17:40:33	86.979%	55.710	1.411	1.467	509.400	500.800	99.834%	99.320%
2	17:41:16	89.535%	55.650	1.376	1.299	505.100	502.300	102.993%	102.410%
3	17:41:59	89.899%	55.170	1.259	1.246	505.000	497.900	103.665%	103.129%
x		88.804%	55.510	1.349	1.338	506.500	500.300	102.164%	101.620%
σ		1.591%	0.293	0.080	0.116	2.533	2.236	2.046%	2.024%
%RSD		1.792	0.527	5.933	8.631	0.500	0.447	2.002	1.992

Run	Time	203Tl	205Tl	206Pb	207Pb	208Pb	209Bi
		ppb	ppb	ppb	ppb	ppb	ppb
1	17:40:33	1.372	1.423	905.300	903.100	899.500	84.020%
2	17:41:16	1.455	1.490	910.800	910.400	907.300	85.066%
3	17:41:59	1.435	1.428	901.200	899.500	896.400	85.531%
x		1.420	1.447	905.800	904.300	901.100	84.873%
σ		0.043	0.037	4.799	5.552	5.613	0.774%
%RSD		3.037	2.568	0.530	0.614	0.623	0.911

180-19613-D-12-G 4/1/2013 5:44:40 PM

User Pre-dilution: 1.000

Run	Time	6Li	9Be	10B	11B	13C	23Na	25Mg	26Mg
		ppb	ppb	ppb	ppb	ppb	ppb	ppb	ppb
1	17:45:23	68.686%	6.192	228.200	229.100	0.000	90130.000	70620.000	70660.000
2	17:46:06	69.262%	6.122	225.200	230.600	0.000	89410.000	69860.000	69570.000
3	17:46:49	69.482%	5.689	229.300	229.400	0.000	89510.000	70290.000	69980.000
x		69.143%	6.001	227.600	229.700	0.000	89680.000	70260.000	70070.000
σ		0.411%	0.273	2.117	0.789	0.000	391.000	381.200	552.400
%RSD		0.594	4.541	0.930	0.344	0.000	0.436	0.543	0.788

Run	Time	27Al	28Si	37Cl	39K	43Ca	44Ca	45Sc	47Ti
		ppb	ppb	ppb	ppb	ppb	ppb	ppb	ppb
1	17:45:23	112900.000	4860.000	0.000	23970.000	77490.000	80110.000	91.059%	2456.000
2	17:46:06	110800.000	4768.000	0.000	23680.000	77380.000	79350.000	90.907%	2462.000
3	17:46:49	111100.000	4748.000	0.000	23920.000	78200.000	80450.000	89.904%	2446.000
x		111600.000	4792.000	0.000	23860.000	77690.000	79970.000	90.623%	2455.000
σ		1113.000	60.020	0.000	153.900	446.700	563.100	0.628%	8.010
%RSD		0.997	1.252	0.000	0.645	0.575	0.704	0.693	0.326

Run	Time	51V	52Cr	55Mn	56Fe	57Fe	59Co	60Ni	63Cu
		ppb	ppb	ppb	ppb	ppb	ppb	ppb	ppb
1	17:45:23	279.500	493.600	7218.000	244800.000	249400.000	86.020	248.800	661.300
2	17:46:06	277.500	486.600	7158.000	242900.000	247200.000	85.140	245.500	652.900
3	17:46:49	278.100	491.000	7215.000	244200.000	249700.000	85.440	246.400	658.700
x		278.400	490.400	7197.000	243900.000	248800.000	85.530	246.900	657.600
σ		1.018	3.529	33.600	923.900	1403.000	0.449	1.713	4.309
%RSD		0.366	0.720	0.467	0.379	0.564	0.525	0.694	0.655

Run	Time	65Cu	66Zn	68Zn	75As	78Se	82Se	83Kr	88Sr
		ppb	ppb	ppb	ppb	ppb	ppb	ppb	ppb
1	17:45:23	667.400	1303.000	1330.000	90.450	7.223	10.490	0.000	541.400
2	17:46:06	659.900	1306.000	1328.000	89.890	7.135	9.772	0.000	547.200
3	17:46:49	663.900	1314.000	1337.000	89.440	6.774	9.397	0.000	550.800
x		663.700	1308.000	1332.000	89.930	7.044	9.887	0.000	546.500
σ		3.752	5.735	4.889	0.507	0.238	0.557	0.000	4.722
%RSD		0.565	0.439	0.367	0.564	3.377	5.631	0.000	0.864

Run	Time	89Y	95Mo	98Mo	103Rh	107Ag	109Ag	111Cd	114Cd
		ppb	ppb	ppb	ppb	ppb	ppb	ppb	ppb
1	17:45:23	0.000	9.378	9.299	82.704%	19.540	19.750	5.977	5.689
2	17:46:06	0.000	9.471	9.433	83.191%	19.590	19.740	5.927	5.494
3	17:46:49	0.000	9.455	9.527	83.421%	19.600	19.630	5.867	5.606
x		0.000	9.435	9.420	83.105%	19.570	19.710	5.924	5.597
σ		0.000	0.050	0.115	0.366%	0.031	0.064	0.055	0.098
%RSD		0.000	0.526	1.216	0.441	0.159	0.322	0.936	1.746

Run	Time	115In	118Sn	121Sb	123Sb	135Ba	137Ba	159Tb	165Ho
		ppb	ppb	ppb	ppb	ppb	ppb	ppb	ppb
1	17:45:23	85.456%	48.010	0.829	0.840	531.100	524.500	98.417%	96.843%
2	17:46:06	87.143%	48.070	0.838	0.858	528.900	526.300	100.611%	100.356%
3	17:46:49	88.598%	47.640	0.789	0.844	523.600	520.300	102.272%	101.256%
x		87.066%	47.910	0.818	0.848	527.900	523.700	100.433%	99.485%
σ		1.573%	0.230	0.026	0.010	3.841	3.087	1.933%	2.332%
%RSD		1.806	0.480	3.194	1.131	0.728	0.589	1.925	2.344

Run	Time	203Tl	205Tl	206Pb	207Pb	208Pb	209Bi
		ppb	ppb	ppb	ppb	ppb	ppb
1	17:45:23	1.347	1.362	767.100	756.900	762.600	81.294%
2	17:46:06	1.301	1.360	756.100	744.500	750.700	83.864%
3	17:46:49	1.362	1.383	762.100	753.200	759.200	84.256%
x		1.337	1.368	761.800	751.500	757.500	83.138%
σ		0.032	0.013	5.498	6.388	6.149	1.609%
%RSD		2.377	0.943	0.722	0.850	0.812	1.935

180-19613-D-13-H 4/1/2013 5:49:30 PM

User Pre-dilution: 1.000

Run	Time	6Li	9Be	10B	11B	13C	23Na	25Mg	26Mg
		ppb	ppb	ppb	ppb	ppb	ppb	ppb	ppb
1	17:50:13	65.596%	6.796	222.800	225.100	0.000	84140.000	68970.000	69110.000
2	17:50:56	66.078%	6.401	224.800	225.800	0.000	83970.000	69080.000	68820.000
3	17:51:39	66.781%	6.622	220.700	223.500	0.000	82960.000	68060.000	68170.000
x		66.152%	6.606	222.800	224.800	0.000	83690.000	68700.000	68700.000
σ		0.596%	0.198	2.047	1.177	0.000	634.600	561.000	479.500
%RSD		0.900	2.996	0.919	0.524	0.000	0.758	0.817	0.698

Run	Time	27Al	28Si	37Cl	39K	43Ca	44Ca	45Sc	47Ti
		ppb	ppb	ppb	ppb	ppb	ppb	ppb	ppb
1	17:50:13	130100.000	7471.000	0.000	28720.000	623000.000	647000.000	84.313%	3372.000
2	17:50:56	129300.000	7403.000	0.000	28660.000	627100.000	647000.000	85.150%	3377.000
3	17:51:39	128700.000	7339.000	0.000	28420.000	623100.000	642900.000	85.158%	3342.000
x		129400.000	7404.000	0.000	28600.000	624400.000	645700.000	84.874%	3364.000
σ		706.800	65.920	0.000	158.700	2345.000	2385.000	0.486%	18.850
%RSD		0.546	0.890	0.000	0.555	0.376	0.369	0.573	0.560

Run	Time	51V	52Cr	55Mn	56Fe	57Fe	59Co	60Ni	63Cu
		ppb	ppb	ppb	ppb	ppb	ppb	ppb	ppb
1	17:50:13	286.600	846.300	6490.000	245700.000	251800.000	84.160	239.500	660.200
2	17:50:56	287.900	847.500	6518.000	246700.000	252300.000	85.600	240.100	665.000
3	17:51:39	283.800	842.900	6465.000	244600.000	249500.000	83.240	235.000	658.300
x		286.100	845.600	6491.000	245700.000	251200.000	84.330	238.200	661.200
σ		2.072	2.371	26.710	1047.000	1513.000	1.189	2.792	3.451
%RSD		0.724	0.280	0.412	0.426	0.602	1.410	1.172	0.522

Run	Time	65Cu	66Zn	68Zn	75As	78Se	82Se	83Kr	88Sr
		ppb	ppb	ppb	ppb	ppb	ppb	ppb	ppb
1	17:50:13	670.100	1301.000	1318.000	111.500	8.157	10.220	0.000	1698.000
2	17:50:56	672.000	1311.000	1333.000	113.000	8.100	9.915	0.000	1733.000
3	17:51:39	663.200	1298.000	1310.000	111.500	7.694	9.043	0.000	1712.000
x		668.400	1303.000	1320.000	112.000	7.983	9.725	0.000	1714.000
σ		4.612	6.987	11.420	0.858	0.253	0.609	0.000	17.480
%RSD		0.690	0.536	0.865	0.766	3.164	6.265	0.000	1.020

Run	Time	89Y	95Mo	98Mo	103Rh	107Ag	109Ag	111Cd	114Cd
		ppb	ppb	ppb	ppb	ppb	ppb	ppb	ppb
1	17:50:13	0.000	13.180	13.310	76.731%	21.640	21.450	7.948	7.305
2	17:50:56	0.000	13.800	13.540	76.115%	22.070	21.720	8.002	7.291
3	17:51:39	0.000	13.470	13.360	76.845%	21.750	21.670	7.920	7.380
x		0.000	13.480	13.400	76.564%	21.820	21.610	7.957	7.325
σ		0.000	0.308	0.119	0.392%	0.223	0.143	0.042	0.048
%RSD		0.000	2.281	0.888	0.513	1.020	0.660	0.529	0.657

Run	Time	115In	118Sn	121Sb	123Sb	135Ba	137Ba	159Tb	165Ho
		ppb	ppb	ppb	ppb	ppb	ppb	ppb	ppb
1	17:50:13	81.536%	44.470	0.725	0.716	1409.000	1393.000	91.007%	89.846%
2	17:50:56	83.676%	45.080	0.732	0.784	1412.000	1399.000	93.165%	91.916%
3	17:51:39	84.096%	44.520	0.694	0.692	1412.000	1387.000	92.913%	92.440%
x		83.103%	44.690	0.717	0.731	1411.000	1393.000	92.362%	91.401%
σ		1.373%	0.340	0.020	0.048	1.918	6.043	1.180%	1.371%
%RSD		1.652	0.760	2.820	6.533	0.136	0.434	1.277	1.500

Run	Time	203Tl	205Tl	206Pb	207Pb	208Pb	209Bi
		ppb	ppb	ppb	ppb	ppb	ppb
1	17:50:13	1.279	1.285	771.200	770.300	763.600	75.432%
2	17:50:56	1.247	1.276	782.400	780.800	771.000	77.003%
3	17:51:39	1.286	1.286	763.700	778.100	765.900	76.957%
x		1.271	1.283	772.400	776.400	766.900	76.464%
σ		0.021	0.005	9.425	5.459	3.782	0.894%
%RSD		1.663	0.412	1.220	0.703	0.493	1.169

180-19613-C-14-T 4/1/2013 5:54:18 PM

User Pre-dilution: 1.000

Run	Time	6Li	9Be	10B	11B	13C	23Na	25Mg	26Mg
		ppb	ppb	ppb	ppb	ppb	ppb	ppb	ppb
1	17:55:01	61.617%	7.534	242.200	243.800	0.000	84680.000	73450.000	73350.000
2	17:55:44	62.094%	6.934	239.000	240.100	0.000	83930.000	72910.000	72750.000
3	17:56:27	61.262%	6.612	234.600	238.300	0.000	83970.000	72830.000	72700.000
x		61.657%	7.027	238.600	240.700	0.000	84190.000	73060.000	72930.000
σ		0.417%	0.468	3.822	2.824	0.000	422.600	335.100	364.400
%RSD		0.677	6.659	1.602	1.173	0.000	0.502	0.459	0.500

Run	Time	27Al	28Si	37Cl	39K	43Ca	44Ca	45Sc	47Ti
		ppb	ppb	ppb	ppb	ppb	ppb	ppb	ppb
1	17:55:01	147200.000	5995.000	0.000	28780.000	919700.000	932800.000	78.149%	3642.000
2	17:55:44	145600.000	5871.000	0.000	28740.000	913100.000	928700.000	78.069%	3626.000
3	17:56:27	146200.000	5832.000	0.000	28710.000	906300.000	927400.000	77.378%	3598.000
x		146300.000	5899.000	0.000	28740.000	913000.000	929600.000	77.865%	3622.000
σ		815.500	84.880	0.000	36.860	6682.000	2811.000	0.424%	21.960
%RSD		0.557	1.439	0.000	0.128	0.732	0.302	0.544	0.606

Run	Time	51V	52Cr	55Mn	56Fe	57Fe	59Co	60Ni	63Cu
		ppb	ppb	ppb	ppb	ppb	ppb	ppb	ppb
1	17:55:01	294.800	743.000	7934.000	262400.000	269500.000	88.570	244.000	512.000
2	17:55:44	297.000	743.800	7897.000	259100.000	267200.000	87.420	240.800	506.700
3	17:56:27	293.000	743.100	7924.000	260700.000	266400.000	87.300	241.900	506.800
x		295.000	743.300	7918.000	260700.000	267700.000	87.760	242.200	508.500
σ		2.013	0.455	19.200	1623.000	1601.000	0.700	1.622	3.072
%RSD		0.683	0.061	0.242	0.623	0.598	0.797	0.669	0.604

Run	Time	65Cu	66Zn	68Zn	75As	78Se	82Se	83Kr	88Sr
		ppb	ppb	ppb	ppb	ppb	ppb	ppb	ppb
1	17:55:01	518.900	1211.000	1222.000	121.000	6.036	9.000	0.000	2343.000
2	17:55:44	512.200	1212.000	1231.000	121.800	5.677	9.604	0.000	2331.000
3	17:56:27	513.800	1212.000	1234.000	120.800	6.233	8.747	0.000	2357.000
x		515.000	1212.000	1229.000	121.200	5.982	9.117	0.000	2344.000
σ		3.506	0.289	6.218	0.508	0.282	0.440	0.000	13.090
%RSD		0.681	0.024	0.506	0.419	4.715	4.829	0.000	0.559

Run	Time	89Y	95Mo	98Mo	103Rh	107Ag	109Ag	111Cd	114Cd
		ppb	ppb	ppb	ppb	ppb	ppb	ppb	ppb
1	17:55:01	0.000	12.420	12.470	69.655%	12.400	12.360	5.639	4.933
2	17:55:44	0.000	12.380	12.200	69.926%	12.330	12.330	5.365	4.712
3	17:56:27	0.000	12.230	12.820	69.401%	12.460	12.400	5.418	4.644
x		0.000	12.340	12.490	69.661%	12.400	12.360	5.474	4.763
σ		0.000	0.101	0.312	0.263%	0.068	0.038	0.145	0.151
%RSD		0.000	0.821	2.496	0.377	0.547	0.304	2.654	3.175

Run	Time	115In	118Sn	121Sb	123Sb	135Ba	137Ba	159Tb	165Ho
		ppb	ppb	ppb	ppb	ppb	ppb	ppb	ppb
1	17:55:01	76.063%	36.730	0.609	0.629	1845.000	1823.000	85.056%	83.859%
2	17:55:44	77.407%	36.890	0.608	0.589	1835.000	1823.000	87.382%	85.801%
3	17:56:27	77.525%	36.800	0.565	0.557	1852.000	1823.000	86.594%	86.634%
x		76.998%	36.810	0.594	0.592	1844.000	1823.000	86.344%	85.432%
σ		0.812%	0.080	0.025	0.036	8.347	0.477	1.183%	1.424%
%RSD		1.055	0.217	4.214	6.093	0.453	0.026	1.370	1.667

Run	Time	203Tl	205Tl	206Pb	207Pb	208Pb	209Bi
		ppb	ppb	ppb	ppb	ppb	ppb
1	17:55:01	1.217	1.235	611.900	614.300	610.000	69.902%
2	17:55:44	1.165	1.192	615.600	613.800	606.700	72.060%
3	17:56:27	1.192	1.211	618.600	617.700	610.100	72.155%
x		1.191	1.213	615.400	615.300	609.000	71.372%
σ		0.026	0.021	3.367	2.138	1.914	1.274%
%RSD		2.209	1.750	0.547	0.347	0.314	1.785

180-19613-C-14-T SD@5 4/1/2013 5:59:05 PM

User Pre-dilution: 1.000

Run	Time	6Li	9Be	10B	11B	13C	23Na	25Mg	26Mg
		ppb	ppb	ppb	ppb	ppb	ppb	ppb	ppb
1	17:59:48	71.048%	1.530	59.890	60.210	0.000	16730.000	14810.000	15020.000
2	18:00:31	71.674%	1.458	58.420	60.030	0.000	16850.000	14980.000	15060.000
3	18:01:14	71.878%	1.536	59.170	57.850	0.000	16870.000	15050.000	15150.000
x		71.533%	1.508	59.160	59.360	0.000	16820.000	14940.000	15070.000
σ		0.433%	0.043	0.737	1.313	0.000	76.590	124.000	65.480
%RSD		0.605	2.876	1.246	2.211	0.000	0.456	0.830	0.434

Run	Time	27Al	28Si	37Cl	39K	43Ca	44Ca	45Sc	47Ti
		ppb	ppb	ppb	ppb	ppb	ppb	ppb	ppb
1	17:59:48	30680.000	1243.000	0.000	6126.000	186000.000	195800.000	79.993%	753.400
2	18:00:31	30570.000	1257.000	0.000	6118.000	188700.000	198400.000	79.847%	761.900
3	18:01:14	30600.000	1246.000	0.000	6079.000	189100.000	197400.000	79.732%	761.800
x		30620.000	1249.000	0.000	6108.000	187900.000	197200.000	79.857%	759.000
σ		59.890	7.564	0.000	25.330	1666.000	1332.000	0.131%	4.873
%RSD		0.196	0.606	0.000	0.415	0.886	0.675	0.164	0.642

Run	Time	51V	52Cr	55Mn	56Fe	57Fe	59Co	60Ni	63Cu
		ppb	ppb	ppb	ppb	ppb	ppb	ppb	ppb
1	17:59:48	58.460	149.100	1582.000	53520.000	53620.000	17.230	49.820	103.500
2	18:00:31	59.640	151.700	1595.000	54050.000	53710.000	17.390	49.740	105.300
3	18:01:14	59.840	151.500	1606.000	54340.000	54400.000	17.410	50.290	105.500
x		59.310	150.800	1594.000	53970.000	53910.000	17.340	49.950	104.800
σ		0.749	1.465	12.300	413.700	425.700	0.096	0.295	1.095
%RSD		1.263	0.972	0.772	0.766	0.790	0.552	0.591	1.045

Run	Time	65Cu	66Zn	68Zn	75As	78Se	82Se	83Kr	88Sr
		ppb	ppb	ppb	ppb	ppb	ppb	ppb	ppb
1	17:59:48	102.300	264.400	263.400	22.630	1.115	1.302	0.000	342.900
2	18:00:31	104.200	264.800	265.600	23.510	1.569	0.988	0.000	346.500
3	18:01:14	104.400	265.600	267.700	24.130	1.716	1.014	0.000	347.200
x		103.700	264.900	265.600	23.420	1.466	1.101	0.000	345.500
σ		1.156	0.620	2.189	0.758	0.313	0.174	0.000	2.335
%RSD		1.115	0.234	0.824	3.238	21.370	15.820	0.000	0.676

Run	Time	89Y	95Mo	98Mo	103Rh	107Ag	109Ag	111Cd	114Cd
		ppb	ppb	ppb	ppb	ppb	ppb	ppb	ppb
1	17:59:48	100.617%	1.706	1.951	79.574%	2.678	2.690	1.104	1.049
2	18:00:31	102.386%	1.786	2.035	79.702%	2.708	2.660	1.150	1.049
3	18:01:14	102.187%	1.926	1.975	79.695%	2.700	2.650	1.196	1.115
x		101.730%	1.806	1.987	79.657%	2.695	2.667	1.150	1.071
σ		0.969%	0.112	0.044	0.072%	0.016	0.021	0.046	0.038
%RSD		0.952	6.174	2.192	0.090	0.589	0.787	4.019	3.582

Run	Time	115In	118Sn	121Sb	123Sb	135Ba	137Ba	159Tb	165Ho
		ppb	ppb	ppb	ppb	ppb	ppb	ppb	ppb
1	17:59:48	80.069%	7.801	0.156	0.183	378.300	372.400	84.251%	84.747%
2	18:00:31	81.551%	7.731	0.190	0.197	378.000	374.200	86.632%	86.797%
3	18:01:14	81.645%	8.044	0.158	0.167	381.000	377.700	86.663%	87.007%
x		81.088%	7.859	0.168	0.183	379.100	374.800	85.849%	86.184%
σ		0.884%	0.164	0.019	0.015	1.642	2.731	1.384%	1.249%
%RSD		1.090	2.092	11.330	8.224	0.433	0.729	1.612	1.449

Run	Time	203Tl	205Tl	206Pb	207Pb	208Pb	209Bi
		ppb	ppb	ppb	ppb	ppb	ppb
1	17:59:48	0.223	0.243	120.400	119.900	119.300	79.404%
2	18:00:31	0.224	0.233	122.500	122.600	121.900	80.500%
3	18:01:14	0.245	0.242	124.000	123.700	123.300	79.991%
x		0.230	0.239	122.300	122.100	121.500	79.965%
σ		0.012	0.006	1.828	1.970	2.006	0.548%
%RSD		5.373	2.331	1.495	1.614	1.651	0.686

180-19613-D-14-C MS 4/1/2013 6:03:52 PM

User Pre-dilution: 1.000

Run	Time	6Li	9Be	10B	11B	13C	23Na	25Mg	26Mg
		ppb	ppb	ppb	ppb	ppb	ppb	ppb	ppb
1	18:04:35	61.353%	49.250	999.900	991.900	0.000	133000.000	118900.000	118600.000
2	18:05:18	61.723%	47.670	1009.000	1002.000	0.000	133200.000	119400.000	119700.000
3	18:06:01	62.320%	47.070	1003.000	1001.000	0.000	132100.000	118600.000	118600.000
x		61.799%	47.990	1004.000	998.300	0.000	132800.000	118900.000	119000.000
σ		0.488%	1.125	4.444	5.543	0.000	585.600	384.300	652.000
%RSD		0.790	2.344	0.443	0.555	0.000	0.441	0.323	0.548

Run	Time	27Al	28Si	37Cl	39K	43Ca	44Ca	45Sc	47Ti
		ppb	ppb	ppb	ppb	ppb	ppb	ppb	ppb
1	18:04:35	171100.000	8628.000	0.000	81620.000	540100.000	561800.000	79.849%	4503.000
2	18:05:18	170900.000	8512.000	0.000	81010.000	543500.000	559900.000	81.924%	4506.000
3	18:06:01	170600.000	8468.000	0.000	80920.000	542700.000	558500.000	82.010%	4493.000
x		170900.000	8536.000	0.000	81180.000	542100.000	560100.000	81.261%	4501.000
σ		261.600	82.940	0.000	378.000	1794.000	1633.000	1.224%	6.940
%RSD		0.153	0.972	0.000	0.466	0.331	0.291	1.506	0.154

Run	Time	51V	52Cr	55Mn	56Fe	57Fe	59Co	60Ni	63Cu
		ppb	ppb	ppb	ppb	ppb	ppb	ppb	ppb
1	18:04:35	750.900	804.200	7848.000	261100.000	267000.000	489.700	643.400	735.300
2	18:05:18	748.700	795.500	7803.000	257700.000	265300.000	486.000	639.200	733.100
3	18:06:01	746.000	795.600	7774.000	258800.000	265000.000	484.400	635.600	728.100
x		748.500	798.500	7808.000	259200.000	265800.000	486.700	639.400	732.100
σ		2.458	4.965	37.110	1733.000	1079.000	2.703	3.909	3.695
%RSD		0.328	0.622	0.475	0.669	0.406	0.555	0.611	0.505

Run	Time	65Cu	66Zn	68Zn	75As	78Se	82Se	83Kr	88Sr
		ppb	ppb	ppb	ppb	ppb	ppb	ppb	ppb
1	18:04:35	743.100	1548.000	1573.000	128.800	13.860	16.380	0.000	2401.000
2	18:05:18	740.600	1550.000	1579.000	127.200	13.970	16.500	0.000	2410.000
3	18:06:01	743.000	1555.000	1567.000	129.100	13.680	16.140	0.000	2400.000
x		742.200	1551.000	1573.000	128.400	13.830	16.340	0.000	2404.000
σ		1.407	3.570	6.075	1.017	0.145	0.186	0.000	5.671
%RSD		0.190	0.230	0.386	0.792	1.049	1.138	0.000	0.236

Run	Time	89Y	95Mo	98Mo	103Rh	107Ag	109Ag	111Cd	114Cd
		ppb	ppb	ppb	ppb	ppb	ppb	ppb	ppb
1	18:04:35	0.000	882.000	886.900	70.662%	29.910	29.770	42.440	38.800
2	18:05:18	0.000	895.500	894.100	71.932%	30.170	30.060	42.530	38.680
3	18:06:01	0.000	890.800	890.400	72.736%	30.070	29.590	43.500	38.460
x		0.000	889.400	890.500	71.777%	30.050	29.810	42.820	38.640
σ		0.000	6.866	3.612	1.046%	0.128	0.241	0.583	0.173
%RSD		0.000	0.772	0.406	1.457	0.426	0.808	1.362	0.447

Run	Time	115In	118Sn	121Sb	123Sb	135Ba	137Ba	159Tb	165Ho
		ppb	ppb	ppb	ppb	ppb	ppb	ppb	ppb
1	18:04:35	76.424%	1309.000	97.160	96.630	2972.000	2951.000	86.096%	84.362%
2	18:05:18	79.221%	1313.000	97.770	96.620	2923.000	2951.000	89.395%	87.839%
3	18:06:01	79.882%	1319.000	96.440	96.630	2997.000	2945.000	89.770%	89.097%
x		78.509%	1314.000	97.120	96.630	2964.000	2949.000	88.421%	87.099%
σ		1.836%	5.109	0.663	0.006	37.540	3.785	2.022%	2.453%
%RSD		2.338	0.389	0.683	0.006	1.266	0.128	2.286	2.816

Run	Time	203Tl	205Tl	206Pb	207Pb	208Pb	209Bi
		ppb	ppb	ppb	ppb	ppb	ppb
1	18:04:35	42.830	43.650	680.700	681.600	676.400	70.721%
2	18:05:18	43.660	43.990	688.100	690.700	681.200	72.929%
3	18:06:01	43.490	43.860	688.300	687.400	676.000	73.790%
x		43.330	43.830	685.700	686.600	677.900	72.480%
σ		0.437	0.175	4.314	4.597	2.934	1.583%
%RSD		1.007	0.399	0.629	0.670	0.433	2.184

180-19613-D-14-D MSD 4/1/2013 6:08:39 PM

User Pre-dilution: 1.000

Run	Time	6Li	9Be	10B	11B	13C	23Na	25Mg	26Mg
		ppb	ppb	ppb	ppb	ppb	ppb	ppb	ppb
1	18:09:22	60.065%	49.610	1046.000	1024.000	0.000	135600.000	122400.000	122700.000
2	18:10:06	60.774%	49.500	1012.000	1011.000	0.000	132900.000	120000.000	120200.000
3	18:10:48	60.498%	49.170	1009.000	1012.000	0.000	132600.000	120100.000	120400.000
x		60.446%	49.430	1023.000	1016.000	0.000	133700.000	120800.000	121100.000
σ		0.357%	0.229	20.380	6.875	0.000	1681.000	1358.000	1385.000
%RSD		0.591	0.463	1.993	0.677	0.000	1.257	1.124	1.143

Run	Time	27Al	28Si	37Cl	39K	43Ca	44Ca	45Sc	47Ti
		ppb	ppb	ppb	ppb	ppb	ppb	ppb	ppb
1	18:09:22	175500.000	9227.000	0.000	81270.000	725500.000	739500.000	79.187%	4951.000
2	18:10:06	171300.000	8950.000	0.000	79860.000	706600.000	726300.000	80.309%	4875.000
3	18:10:48	171400.000	8901.000	0.000	79840.000	700000.000	729400.000	79.487%	4873.000
x		172700.000	9026.000	0.000	80320.000	710700.000	731700.000	79.661%	4900.000
σ		2422.000	176.000	0.000	821.300	13230.000	6924.000	0.581%	44.460
%RSD		1.402	1.950	0.000	1.023	1.862	0.946	0.729	0.907

Run	Time	51V	52Cr	55Mn	56Fe	57Fe	59Co	60Ni	63Cu
		ppb	ppb	ppb	ppb	ppb	ppb	ppb	ppb
1	18:09:22	764.300	870.100	8257.000	266500.000	273100.000	496.200	653.300	739.000
2	18:10:06	748.600	857.700	8134.000	262200.000	269500.000	492.600	643.500	728.200
3	18:10:48	750.000	858.300	8131.000	263100.000	270300.000	490.800	645.600	730.000
x		754.300	862.000	8174.000	263900.000	271000.000	493.200	647.500	732.400
σ		8.684	7.006	72.220	2270.000	1858.000	2.717	5.147	5.818
%RSD		1.151	0.813	0.884	0.860	0.686	0.551	0.795	0.794

Run	Time	65Cu	66Zn	68Zn	75As	78Se	82Se	83Kr	88Sr
		ppb	ppb	ppb	ppb	ppb	ppb	ppb	ppb
1	18:09:22	748.900	1565.000	1577.000	138.900	13.850	16.390	0.000	2816.000
2	18:10:06	741.500	1559.000	1568.000	138.500	14.100	15.610	0.000	2804.000
3	18:10:48	737.700	1570.000	1602.000	140.500	14.250	16.580	0.000	2833.000
x		742.700	1565.000	1582.000	139.300	14.060	16.190	0.000	2818.000
σ		5.681	5.685	17.640	1.086	0.201	0.513	0.000	14.220
%RSD		0.765	0.363	1.115	0.779	1.427	3.166	0.000	0.505

Run	Time	89Y	95Mo	98Mo	103Rh	107Ag	109Ag	111Cd	114Cd
		ppb	ppb	ppb	ppb	ppb	ppb	ppb	ppb
1	18:09:22	0.000	921.000	923.600	69.589%	31.740	31.280	44.850	39.650
2	18:10:06	0.000	919.600	924.100	70.174%	31.380	31.200	42.830	38.610
3	18:10:48	0.000	922.100	925.800	69.246%	31.590	31.260	44.090	38.750
x		0.000	920.900	924.500	69.670%	31.570	31.250	43.920	39.000
σ		0.000	1.240	1.169	0.469%	0.184	0.044	1.022	0.566
%RSD		0.000	0.135	0.126	0.673	0.581	0.141	2.327	1.451

Run	Time	115In	118Sn	121Sb	123Sb	135Ba	137Ba	159Tb	165Ho
		ppb	ppb	ppb	ppb	ppb	ppb	ppb	ppb
1	18:09:22	75.495%	1295.000	98.650	99.130	3157.000	3257.000	84.900%	83.057%
2	18:10:06	76.888%	1287.000	99.490	98.970	3149.000	3178.000	86.010%	85.423%
3	18:10:48	76.960%	1287.000	97.800	98.970	2992.000	3225.000	87.045%	85.847%
x		76.448%	1290.000	98.650	99.020	3099.000	3220.000	85.985%	84.776%
σ		0.826%	4.427	0.844	0.094	93.090	39.890	1.072%	1.503%
%RSD		1.080	0.343	0.856	0.095	3.004	1.239	1.247	1.773

Run	Time	203Tl	205Tl	206Pb	207Pb	208Pb	209Bi
		ppb	ppb	ppb	ppb	ppb	ppb
1	18:09:22	43.580	44.380	681.300	683.200	678.100	70.020%
2	18:10:06	43.750	44.350	680.600	685.900	674.800	71.159%
3	18:10:48	43.520	44.020	676.700	674.700	668.300	71.839%
x		43.620	44.250	679.600	681.200	673.700	71.006%
σ		0.118	0.204	2.479	5.807	4.964	0.919%
%RSD		0.271	0.462	0.365	0.852	0.737	1.294

180-19613-C-14-T PDS 4/1/2013 6:13:28 PM

User Pre-dilution: 1.000

Run	Time	6Li	9Be	10B	11B	13C	23Na	25Mg	26Mg
		ppb	ppb	ppb	ppb	ppb	ppb	ppb	ppb
1	18:14:11	57.535%	53.310	1105.000	1098.000	0.000	132000.000	119200.000	119600.000
2	18:14:54	58.022%	51.590	1088.000	1080.000	0.000	129900.000	118600.000	118900.000
3	18:15:37	56.845%	51.680	1103.000	1105.000	0.000	131200.000	119900.000	119400.000
x		57.467%	52.190	1099.000	1095.000	0.000	131000.000	119200.000	119300.000
σ		0.592%	0.968	9.226	12.920	0.000	1075.000	669.300	326.400
%RSD		1.030	1.854	0.840	1.180	0.000	0.820	0.561	0.274

Run	Time	27Al	28Si	37Cl	39K	43Ca	44Ca	45Sc	47Ti
		ppb	ppb	ppb	ppb	ppb	ppb	ppb	ppb
1	18:14:11	146900.000	16280.000	0.000	75840.000	963600.000	978000.000	70.809%	4629.000
2	18:14:54	146600.000	15980.000	0.000	75980.000	968200.000	983700.000	70.256%	4637.000
3	18:15:37	147600.000	15920.000	0.000	75990.000	967000.000	984200.000	69.974%	4637.000
x		147100.000	16060.000	0.000	75940.000	966300.000	982000.000	70.346%	4634.000
σ		517.200	191.600	0.000	83.960	2383.000	3465.000	0.425%	4.590
%RSD		0.352	1.193	0.000	0.111	0.247	0.353	0.604	0.099

Run	Time	51V	52Cr	55Mn	56Fe	57Fe	59Co	60Ni	63Cu
		ppb	ppb	ppb	ppb	ppb	ppb	ppb	ppb
1	18:14:11	784.900	942.600	8536.000	266800.000	274000.000	561.200	704.600	740.400
2	18:14:54	789.100	949.300	8579.000	267100.000	274000.000	560.700	708.200	745.000
3	18:15:37	787.500	950.000	8581.000	267200.000	274900.000	560.100	702.900	743.300
x		787.200	947.300	8566.000	267000.000	274300.000	560.700	705.200	742.900
σ		2.155	4.083	25.810	197.300	515.400	0.527	2.706	2.345
%RSD		0.274	0.431	0.301	0.074	0.188	0.094	0.384	0.316

Run	Time	65Cu	66Zn	68Zn	75As	78Se	82Se	83Kr	88Sr
		ppb	ppb	ppb	ppb	ppb	ppb	ppb	ppb
1	18:14:11	754.900	1624.000	1643.000	160.600	16.060	18.090	0.000	3546.000
2	18:14:54	756.800	1635.000	1670.000	160.600	16.190	18.890	0.000	3581.000
3	18:15:37	746.300	1638.000	1653.000	161.800	15.560	19.340	0.000	3594.000
x		752.700	1632.000	1655.000	161.000	15.940	18.770	0.000	3574.000
σ		5.599	7.511	13.560	0.700	0.329	0.635	0.000	24.730
%RSD		0.744	0.460	0.819	0.435	2.063	3.380	0.000	0.692

Run	Time	89Y	95Mo	98Mo	103Rh	107Ag	109Ag	111Cd	114Cd
		ppb	ppb	ppb	ppb	ppb	ppb	ppb	ppb
1	18:14:11	0.000	1170.000	1182.000	60.015%	57.270	56.350	48.130	40.890
2	18:14:54	0.000	1191.000	1205.000	59.694%	57.790	56.110	48.340	40.740
3	18:15:37	0.000	1192.000	1201.000	59.648%	57.970	56.600	47.820	41.770
x		0.000	1184.000	1196.000	59.786%	57.680	56.350	48.100	41.130
σ		0.000	12.290	11.990	0.200%	0.367	0.243	0.259	0.558
%RSD		0.000	1.038	1.002	0.335	0.637	0.430	0.539	1.356

Run	Time	115In	118Sn	121Sb	123Sb	135Ba	137Ba	159Tb	165Ho
		ppb	ppb	ppb	ppb	ppb	ppb	ppb	ppb
1	18:14:11	70.377%	1906.000	416.600	413.300	3525.000	3653.000	79.225%	78.518%
2	18:14:54	72.311%	1897.000	419.100	419.000	3235.000	3604.000	81.509%	80.064%
3	18:15:37	72.447%	1886.000	424.000	423.000	3255.000	3651.000	81.364%	80.263%
x		71.711%	1896.000	419.900	418.400	3338.000	3636.000	80.699%	79.615%
σ		1.158%	9.899	3.758	4.863	162.400	27.550	1.279%	0.956%
%RSD		1.615	0.522	0.895	1.162	4.865	0.758	1.585	1.200

Run	Time	203Tl	205Tl	206Pb	207Pb	208Pb	209Bi
		ppb	ppb	ppb	ppb	ppb	ppb
1	18:14:11	48.260	48.920	619.000	618.800	613.300	65.773%
2	18:14:54	48.900	49.520	623.800	624.500	616.700	66.795%
3	18:15:37	48.960	49.700	627.300	628.300	620.100	67.070%
x		48.710	49.380	623.400	623.900	616.700	66.546%
σ		0.391	0.410	4.173	4.781	3.422	0.683%
%RSD		0.802	0.830	0.669	0.766	0.555	1.027

180-19613-D-15-H 4/1/2013 6:18:16 PM

User Pre-dilution: 1.000

Run	Time	6Li	9Be	10B	11B	13C	23Na	25Mg	26Mg
		ppb	ppb	ppb	ppb	ppb	ppb	ppb	ppb
1	18:18:59	58.912%	6.826	266.100	264.400	0.000	80640.000	71090.000	71800.000
2	18:19:42	58.865%	7.349	263.500	262.900	0.000	81140.000	71890.000	72060.000
3	18:20:25	60.411%	6.566	254.300	254.500	0.000	79380.000	70490.000	70560.000
x		59.396%	6.914	261.300	260.600	0.000	80390.000	71160.000	71470.000
σ		0.880%	0.399	6.169	5.346	0.000	909.100	701.500	799.000
%RSD		1.481	5.769	2.361	2.052	0.000	1.131	0.986	1.118

Run	Time	27Al	28Si	37Cl	39K	43Ca	44Ca	45Sc	47Ti
		ppb	ppb	ppb	ppb	ppb	ppb	ppb	ppb
1	18:18:59	135500.000	8429.000	0.000	29790.000	644800.000	675900.000	75.349%	3577.000
2	18:19:42	135800.000	8448.000	0.000	29930.000	647700.000	679100.000	75.935%	3592.000
3	18:20:25	132600.000	8245.000	0.000	29590.000	645000.000	674700.000	76.169%	3558.000
x		134600.000	8374.000	0.000	29770.000	645800.000	676500.000	75.818%	3576.000
σ		1757.000	112.200	0.000	170.500	1629.000	2258.000	0.423%	17.170
%RSD		1.305	1.339	0.000	0.573	0.252	0.334	0.557	0.480

Run	Time	51V	52Cr	55Mn	56Fe	57Fe	59Co	60Ni	63Cu
		ppb	ppb	ppb	ppb	ppb	ppb	ppb	ppb
1	18:18:59	306.100	698.900	7860.000	260400.000	267300.000	86.800	241.000	593.800
2	18:19:42	306.300	703.600	7916.000	261200.000	267600.000	87.430	242.100	600.800
3	18:20:25	302.900	698.300	7917.000	260600.000	266000.000	86.940	240.000	596.800
x		305.100	700.300	7898.000	260800.000	267000.000	87.060	241.000	597.200
σ		1.880	2.898	32.730	402.400	898.900	0.330	1.047	3.501
%RSD		0.616	0.414	0.414	0.154	0.337	0.379	0.435	0.586

Run	Time	65Cu	66Zn	68Zn	75As	78Se	82Se	83Kr	88Sr
		ppb	ppb	ppb	ppb	ppb	ppb	ppb	ppb
1	18:18:59	603.400	1294.000	1311.000	116.400	7.058	9.876	0.000	1859.000
2	18:19:42	607.900	1306.000	1332.000	118.100	6.926	9.914	0.000	1872.000
3	18:20:25	609.100	1329.000	1336.000	117.000	6.865	10.110	0.000	1880.000
x		606.800	1310.000	1326.000	117.100	6.950	9.965	0.000	1870.000
σ		3.014	17.470	13.790	0.860	0.098	0.123	0.000	10.610
%RSD		0.497	1.334	1.040	0.734	1.417	1.234	0.000	0.567

Run	Time	89Y	95Mo	98Mo	103Rh	107Ag	109Ag	111Cd	114Cd
		ppb	ppb	ppb	ppb	ppb	ppb	ppb	ppb
1	18:18:59	0.000	16.750	16.860	68.708%	18.480	18.360	6.195	5.652
2	18:19:42	0.000	16.430	16.440	69.333%	18.690	18.350	6.189	5.473
3	18:20:25	0.000	15.490	15.650	69.544%	18.790	18.420	6.022	5.582
x		0.000	16.230	16.320	69.195%	18.660	18.380	6.135	5.569
σ		0.000	0.653	0.614	0.435%	0.158	0.041	0.098	0.090
%RSD		0.000	4.023	3.765	0.629	0.847	0.223	1.600	1.618

Run	Time	115In	118Sn	121Sb	123Sb	135Ba	137Ba	159Tb	165Ho
		ppb	ppb	ppb	ppb	ppb	ppb	ppb	ppb
1	18:18:59	73.309%	45.530	4.941	4.951	1424.000	1410.000	82.262%	81.262%
2	18:19:42	74.643%	45.400	3.764	3.888	1430.000	1420.000	84.719%	83.800%
3	18:20:25	75.589%	44.530	3.088	2.938	1420.000	1404.000	85.113%	84.469%
x		74.514%	45.150	3.931	3.926	1425.000	1411.000	84.031%	83.177%
σ		1.145%	0.543	0.938	1.007	5.132	8.120	1.545%	1.692%
%RSD		1.537	1.204	23.860	25.650	0.360	0.575	1.839	2.034

Run	Time	203Tl	205Tl	206Pb	207Pb	208Pb	209Bi
		ppb	ppb	ppb	ppb	ppb	ppb
1	18:18:59	1.279	1.243	732.800	730.900	737.800	70.138%
2	18:19:42	1.268	1.269	731.800	735.900	734.200	72.859%
3	18:20:25	1.273	1.264	737.200	737.400	737.400	72.773%
x		1.273	1.258	734.000	734.800	736.400	71.923%
σ		0.005	0.014	2.871	3.387	1.948	1.547%
%RSD		0.421	1.113	0.391	0.461	0.265	2.151

MB 180-67746/1-A 4/1/2013 6:27:54 PM

User Pre-dilution: 1.000

Run	Time	6Li	9Be	10B	11B	13C	23Na	25Mg	26Mg
		ppb	ppb	ppb	ppb	ppb	ppb	ppb	ppb
1	18:28:37	75.570%	-0.009	11.170	11.170	0.000	34.720	-0.024	-0.003
2	18:29:20	75.746%	0.026	10.150	10.000	0.000	32.740	-0.023	0.067
3	18:30:03	74.936%	-0.002	10.810	10.010	0.000	32.160	1.084	1.188
x		75.417%	0.005	10.710	10.390	0.000	33.200	0.346	0.417
σ		0.426%	0.019	0.518	0.673	0.000	1.346	0.639	0.668
%RSD		0.565	369.000	4.838	6.474	0.000	4.053	184.800	160.200

Run	Time	27Al	28Si	37Cl	39K	43Ca	44Ca	45Sc	47Ti
		ppb	ppb	ppb	ppb	ppb	ppb	ppb	ppb
1	18:28:37	1.996	6.220	0.000	76.990	1.177	2.784	80.262%	0.311
2	18:29:20	1.683	9.768	0.000	67.870	5.396	4.344	79.682%	0.257
3	18:30:03	2.972	10.880	0.000	60.820	7.593	13.800	78.858%	0.375
x		2.217	8.958	0.000	68.560	4.722	6.977	79.601%	0.314
σ		0.673	2.436	0.000	8.104	3.261	5.962	0.706%	0.059
%RSD		30.340	27.190	0.000	11.820	69.050	85.460	0.887	18.700

Run	Time	51V	52Cr	55Mn	56Fe	57Fe	59Co	60Ni	63Cu
		ppb	ppb	ppb	ppb	ppb	ppb	ppb	ppb
1	18:28:37	0.049	0.033	-0.019	6.980	3.307	-0.008	0.013	0.979
2	18:29:20	0.059	0.060	-0.023	5.773	2.243	-0.009	0.007	0.952
3	18:30:03	-0.221	0.035	0.100	8.747	5.557	-0.005	0.021	0.932
x		-0.038	0.043	0.019	7.167	3.702	-0.007	0.014	0.954
σ		0.159	0.015	0.070	1.496	1.692	0.002	0.007	0.024
%RSD		423.800	34.740	358.500	20.870	45.700	28.670	50.540	2.478

Run	Time	65Cu	66Zn	68Zn	75As	78Se	82Se	83Kr	88Sr
		ppb	ppb	ppb	ppb	ppb	ppb	ppb	ppb
1	18:28:37	0.156	0.451	0.560	0.378	2.686	0.771	0.000	0.010
2	18:29:20	0.105	0.446	0.480	0.165	2.125	0.484	0.000	0.010
3	18:30:03	0.189	0.362	0.581	0.018	2.106	0.063	0.000	0.036
x		0.150	0.420	0.541	0.187	2.306	0.440	0.000	0.019
σ		0.042	0.050	0.053	0.181	0.329	0.356	0.000	0.015
%RSD		28.160	11.860	9.859	96.920	14.280	81.050	0.000	81.830

Run	Time	89Y	95Mo	98Mo	103Rh	107Ag	109Ag	111Cd	114Cd
		ppb	ppb	ppb	ppb	ppb	ppb	ppb	ppb
1	18:28:37	80.385%	0.137	0.076	88.458%	0.007	0.012	-0.026	-0.027
2	18:29:20	81.439%	0.147	0.045	88.135%	0.010	0.012	-0.049	-0.040
3	18:30:03	80.677%	0.073	0.057	87.518%	0.007	0.011	-0.045	-0.032
x		80.834%	0.119	0.059	88.037%	0.008	0.011	-0.040	-0.033
σ		0.544%	0.040	0.016	0.477%	0.002	0.001	0.012	0.007
%RSD		0.673	33.720	26.860	0.542	19.520	5.984	30.720	19.800

Run	Time	115In	118Sn	121Sb	123Sb	135Ba	137Ba	159Tb	165Ho
		ppb	ppb	ppb	ppb	ppb	ppb	ppb	ppb
1	18:28:37	79.562%	1.328	0.352	0.399	-0.005	-0.017	81.102%	81.374%
2	18:29:20	80.569%	1.304	0.350	0.339	-0.005	-0.013	82.297%	81.854%
3	18:30:03	80.080%	1.169	0.361	0.347	0.055	0.016	82.492%	82.748%
x		80.070%	1.267	0.354	0.362	0.015	-0.005	81.964%	81.992%
σ		0.504%	0.086	0.006	0.032	0.034	0.018	0.753%	0.698%
%RSD		0.629	6.762	1.619	8.968	226.900	392.100	0.918	0.851

Run	Time	203Tl	205Tl	206Pb	207Pb	208Pb	209Bi
		ppb	ppb	ppb	ppb	ppb	ppb
1	18:28:37	-0.005	-0.005	-0.007	-0.003	-0.002	92.459%
2	18:29:20	-0.006	-0.005	-0.004	-0.003	-0.006	94.235%
3	18:30:03	-0.004	-0.006	-0.004	0.002	0.000	94.544%
x		-0.005	-0.005	-0.005	-0.001	-0.003	93.746%
σ		0.001	0.001	0.002	0.003	0.003	1.125%
%RSD		18.740	9.863	41.300	230.200	134.300	1.200

CCV 781130 4/1/2013 6:32:42 PM QC Status: PASS (Initial: PASS)

User Pre-dilution: 1.000

Run	Time	6Li	9Be	10B	11B	13C	23Na	25Mg	26Mg
		ppb	ppb	ppb	ppb	ppb	ppb	ppb	ppb
1	18:33:26	69.159%	104.600	102.000	99.690	0.000	49300.000	49680.000	50110.000
2	18:34:08	69.497%	104.800	101.900	99.160	0.000	48750.000	49320.000	49830.000
3	18:34:51	70.684%	102.700	102.600	100.800	0.000	49110.000	49680.000	49980.000
x		69.780%	104.044%	102.153%	99.874%	0.000	98.100%	99.122%	99.946%
σ		0.801%	n/a	n/a	n/a	0.000	n/a	n/a	n/a
%RSD		1.147	1.102	0.355	0.827	0.000	0.566	0.428	0.285

Run	Time	27Al	28Si	37Cl	39K	43Ca	44Ca	45Sc	47Ti
		ppb	ppb	ppb	ppb	ppb	ppb	ppb	ppb
1	18:33:26	492.500	5199.000	0.000	50580.000	46760.000	49590.000	72.728%	97.180
2	18:34:08	492.100	5129.000	0.000	50220.000	47290.000	49340.000	74.321%	94.330
3	18:34:51	494.400	5106.000	0.000	50050.000	46840.000	49500.000	75.904%	94.120
x		98.606%	102.893%	0.000	100.568%	93.926%	98.958%	74.318%	95.214%
σ		n/a	n/a	0.000	n/a	n/a	n/a	1.588%	n/a
%RSD		0.247	0.938	0.000	0.541	0.601	0.257	2.137	1.796

Run	Time	51V	52Cr	55Mn	56Fe	57Fe	59Co	60Ni	63Cu
		ppb	ppb	ppb	ppb	ppb	ppb	ppb	ppb
1	18:33:26	95.450	96.340	487.100	25670.000	25030.000	95.650	98.030	98.320
2	18:34:08	94.770	95.560	486.400	25260.000	24740.000	95.780	96.320	97.240
3	18:34:51	94.340	94.450	488.200	25300.000	24990.000	95.440	96.430	98.300
x		94.854%	95.452%	97.449%	101.632%	99.676%	95.624%	96.923%	97.953%
σ		n/a	n/a	n/a	n/a	n/a	n/a	n/a	n/a
%RSD		0.594	0.993	0.184	0.890	0.630	0.179	0.987	0.627

Run	Time	65Cu	66Zn	68Zn	75As	78Se	82Se	83Kr	88Sr
		ppb	ppb	ppb	ppb	ppb	ppb	ppb	ppb
1	18:33:26	99.740	103.500	103.900	99.830	100.600	99.300	0.000	94.470
2	18:34:08	98.500	102.600	102.100	98.320	99.290	97.780	0.000	93.850
3	18:34:51	98.990	103.100	102.600	97.750	100.500	97.810	0.000	95.050
x		99.076%	103.045%	102.861%	98.635%	100.100%	98.299%	0.000	94.457%
σ		n/a	n/a	n/a	n/a	n/a	n/a	0.000	n/a
%RSD		0.630	0.411	0.869	1.087	0.704	0.882	0.000	0.634

Run	Time	89Y	95Mo	98Mo	103Rh	107Ag	109Ag	111Cd	114Cd
		ppb	ppb	ppb	ppb	ppb	ppb	ppb	ppb
1	18:33:26	73.440%	95.210	95.840	71.633%	94.140	95.980	96.840	99.410
2	18:34:08	75.956%	95.930	96.920	73.912%	93.950	95.600	97.730	98.790
3	18:34:51	77.360%	98.540	98.570	74.396%	94.770	95.830	96.910	98.480
x		75.586%	96.560%	97.111%	73.313%	94.288%	95.802%	97.157%	98.894%
σ		1.986%	n/a	n/a	1.475%	n/a	n/a	n/a	n/a
%RSD		2.628	1.814	1.414	2.012	0.459	0.201	0.510	0.481

Run	Time	115In	118Sn	121Sb	123Sb	135Ba	137Ba	159Tb	165Ho
		ppb	ppb	ppb	ppb	ppb	ppb	ppb	ppb
1	18:33:26	68.621%	98.380	97.550	96.940	99.960	98.460	76.003%	76.089%
2	18:34:08	71.338%	98.440	97.710	97.550	98.010	96.550	79.108%	79.436%
3	18:34:51	72.837%	99.200	97.980	98.370	98.530	98.680	81.112%	81.186%
x		70.932%	98.670%	97.747%	97.617%	98.832%	97.895%	78.741%	78.904%
σ		2.137%	n/a	n/a	n/a	n/a	n/a	2.574%	2.590%
%RSD		3.013	0.464	0.224	0.734	1.023	1.192	3.269	3.283

Run	Time	203Tl	205Tl	206Pb	207Pb	208Pb	209Bi
		ppb	ppb	ppb	ppb	ppb	ppb
1	18:33:26	93.020	94.060	94.250	94.030	94.320	68.162%
2	18:34:08	93.870	94.920	95.420	94.950	95.010	70.974%
3	18:34:51	94.780	94.500	94.870	95.270	95.560	72.536%
x		93.889%	94.493%	94.846%	94.751%	94.964%	70.557%
σ		n/a	n/a	n/a	n/a	n/a	2.217%
%RSD		0.936	0.452	0.619	0.677	0.657	3.142

CCB4 4/1/2013 6:37:33 PM QC Status: PASS (Initial: PASS)

User Pre-dilution: 1.000

Run	Time	6Li	9Be	10B	11B	13C	23Na	25Mg	26Mg
		ppb	ppb	ppb	ppb	ppb	ppb	ppb	ppb
1	18:38:16	101.708%	0.024	4.620	4.889	0.000	36.280	14.760	13.760
2	18:38:59	101.166%	0.030	4.425	4.727	0.000	36.350	17.100	17.540
3	18:39:42	102.028%	0.045	4.254	4.682	0.000	33.470	17.020	17.610
x		101.634%	0.033	4.433	4.766	0.000	35.370	16.290	16.300
σ		0.436%	0.011	0.183	0.109	0.000	1.641	1.330	2.200
%RSD		0.429	32.690	4.131	2.279	0.000	4.640	8.162	13.500

Run	Time	27Al	28Si	37Cl	39K	43Ca	44Ca	45Sc	47Ti
		ppb	ppb	ppb	ppb	ppb	ppb	ppb	ppb
1	18:38:16	4.919	1.913	0.000	51.170	27.660	21.670	98.422%	0.164
2	18:38:59	5.848	2.647	0.000	48.310	19.270	27.350	98.110%	0.193
3	18:39:42	5.618	8.676	0.000	40.880	19.090	27.250	98.912%	0.200
x		5.462	4.412	0.000	46.790	22.010	25.420	98.481%	0.186
σ		0.483	3.711	0.000	5.311	4.894	3.252	0.404%	0.019
%RSD		8.852	84.110	0.000	11.350	22.240	12.790	0.410	10.130

Run	Time	51V	52Cr	55Mn	56Fe	57Fe	59Co	60Ni	63Cu
		ppb	ppb	ppb	ppb	ppb	ppb	ppb	ppb
1	18:38:16	0.066	0.177	0.423	11.410	16.760	0.036	0.085	1.169
2	18:38:59	-0.034	0.155	0.469	13.580	19.280	0.034	0.105	1.183
3	18:39:42	-0.098	0.161	0.485	12.430	17.430	0.030	0.079	1.173
x		-0.022	0.164	0.459	12.470	17.820	0.033	0.090	1.175
σ		0.082	0.012	0.032	1.088	1.306	0.003	0.014	0.007
%RSD		375.600	7.041	6.935	8.721	7.330	9.420	15.180	0.618

Run	Time	65Cu	66Zn	68Zn	75As	78Se	82Se	83Kr	88Sr
		ppb	ppb	ppb	ppb	ppb	ppb	ppb	ppb
1	18:38:16	0.260	0.587	0.677	0.130	2.495	0.365	0.000	0.084
2	18:38:59	0.240	0.652	0.600	0.143	2.014	0.148	0.000	0.087
3	18:39:42	0.200	0.567	0.666	0.167	1.773	0.252	0.000	0.105
x		0.233	0.602	0.648	0.146	2.094	0.255	0.000	0.092
σ		0.030	0.044	0.041	0.019	0.368	0.108	0.000	0.011
%RSD		12.960	7.313	6.399	12.960	17.550	42.500	0.000	12.340

Run	Time	89Y	95Mo	98Mo	103Rh	107Ag	109Ag	111Cd	114Cd
		ppb	ppb	ppb	ppb	ppb	ppb	ppb	ppb
1	18:38:16	83.101%	0.671	0.597	99.043%	0.032	0.043	0.008	0.024
2	18:38:59	84.283%	0.561	0.462	99.636%	0.033	0.032	-0.025	0.002
3	18:39:42	84.047%	0.426	0.334	98.951%	0.032	0.036	-0.006	-0.001
x		83.810%	0.553	0.464	99.210%	0.032	0.037	-0.007	0.008
σ		0.626%	0.123	0.132	0.372%	0.001	0.006	0.017	0.013
%RSD		0.746	22.180	28.360	0.375	2.500	15.070	224.700	160.000

Run	Time	115In	118Sn	121Sb	123Sb	135Ba	137Ba	159Tb	165Ho
		ppb	ppb	ppb	ppb	ppb	ppb	ppb	ppb
1	18:38:16	82.440%	0.800	0.182	0.200	0.159	0.162	87.345%	87.171%
2	18:38:59	83.844%	0.815	0.155	0.171	0.186	0.146	88.692%	89.327%
3	18:39:42	84.137%	0.779	0.160	0.178	0.151	0.208	89.724%	90.104%
x		83.474%	0.798	0.166	0.183	0.165	0.172	88.587%	88.867%
σ		0.907%	0.018	0.014	0.015	0.018	0.032	1.193%	1.519%
%RSD		1.086	2.238	8.634	8.103	11.140	18.560	1.347	1.710

Run	Time	203Tl	205Tl	206Pb	207Pb	208Pb	209Bi
		ppb	ppb	ppb	ppb	ppb	ppb
1	18:38:16	0.018	0.021	0.110	0.097	0.106	104.990%
2	18:38:59	0.020	0.017	0.116	0.113	0.110	104.955%
3	18:39:42	0.013	0.014	0.102	0.111	0.100	107.803%
x		0.017	0.018	0.109	0.107	0.105	105.916%
σ		0.004	0.003	0.007	0.009	0.005	1.635%
%RSD		22.030	19.220	6.614	8.478	4.910	1.543

LCS 180-67746/2-A 4/1/2013 6:42:23 PM

User Pre-dilution: 1.000

Run	Time	6Li	9Be	10B	11B	13C	23Na	25Mg	26Mg
		ppb	ppb	ppb	ppb	ppb	ppb	ppb	ppb
1	18:43:06	65.949%	45.200	880.900	911.200	0.000	45340.000	45410.000	45110.000
2	18:43:49	67.635%	43.650	887.200	918.500	0.000	44760.000	44760.000	44470.000
3	18:44:32	66.360%	44.910	917.300	944.900	0.000	44990.000	44700.000	44740.000
x		66.648%	44.590	895.100	924.800	0.000	45030.000	44960.000	44770.000
σ		0.879%	0.820	19.460	17.720	0.000	292.600	395.800	321.200
%RSD		1.319	1.839	2.174	1.916	0.000	0.650	0.880	0.718

Run	Time	27Al	28Si	37Cl	39K	43Ca	44Ca	45Sc	47Ti
		ppb	ppb	ppb	ppb	ppb	ppb	ppb	ppb
1	18:43:06	1713.000	8518.000	0.000	46850.000	44870.000	46620.000	58.522%	898.700
2	18:43:49	1692.000	8299.000	0.000	45610.000	45080.000	46470.000	59.351%	891.700
3	18:44:32	1687.000	8298.000	0.000	46070.000	45380.000	46660.000	58.413%	906.600
x		1698.000	8372.000	0.000	46180.000	45110.000	46580.000	58.762%	899.000
σ		13.780	126.800	0.000	623.400	258.700	101.800	0.513%	7.462
%RSD		0.812	1.515	0.000	1.350	0.574	0.219	0.873	0.830

Run	Time	51V	52Cr	55Mn	56Fe	57Fe	59Co	60Ni	63Cu
		ppb	ppb	ppb	ppb	ppb	ppb	ppb	ppb
1	18:43:06	458.700	182.100	476.800	947.900	1038.000	442.400	438.700	222.500
2	18:43:49	457.500	179.300	475.200	940.300	1032.000	442.100	437.200	220.000
3	18:44:32	456.400	179.500	477.700	941.000	1031.000	435.800	432.500	218.400
x		457.500	180.300	476.600	943.100	1034.000	440.100	436.100	220.300
σ		1.143	1.541	1.247	4.238	4.271	3.733	3.231	2.071
%RSD		0.250	0.855	0.262	0.449	0.413	0.848	0.741	0.940

Run	Time	65Cu	66Zn	68Zn	75As	78Se	82Se	83Kr	88Sr
		ppb	ppb	ppb	ppb	ppb	ppb	ppb	ppb
1	18:43:06	222.300	449.600	455.900	35.380	14.390	9.357	0.000	933.200
2	18:43:49	219.500	454.300	452.900	35.860	12.960	10.120	0.000	926.600
3	18:44:32	219.800	453.200	452.800	34.630	11.500	9.720	0.000	922.300
x		220.500	452.400	453.800	35.290	12.950	9.733	0.000	927.400
σ		1.575	2.487	1.756	0.618	1.448	0.383	0.000	5.488
%RSD		0.714	0.550	0.387	1.751	11.180	3.937	0.000	0.592

Run	Time	89Y	95Mo	98Mo	103Rh	107Ag	109Ag	111Cd	114Cd
		ppb	ppb	ppb	ppb	ppb	ppb	ppb	ppb
1	18:43:06	61.594%	921.300	935.600	58.080%	45.470	46.190	47.430	40.790
2	18:43:49	62.380%	937.800	954.200	57.483%	46.520	46.760	47.160	42.770
3	18:44:32	62.152%	930.200	951.700	57.217%	46.450	46.240	47.340	41.710
x		62.042%	929.800	947.200	57.594%	46.150	46.400	47.310	41.760
σ		0.404%	8.259	10.100	0.442%	0.586	0.319	0.136	0.994
%RSD		0.651	0.888	1.066	0.768	1.269	0.687	0.287	2.380

Run	Time	115In	118Sn	121Sb	123Sb	135Ba	137Ba	159Tb	165Ho
		ppb	ppb	ppb	ppb	ppb	ppb	ppb	ppb
1	18:43:06	61.428%	1884.000	452.100	448.100	1813.000	1790.000	69.587%	69.844%
2	18:43:49	62.585%	1814.000	456.000	453.600	1810.000	1801.000	70.876%	71.588%
3	18:44:32	62.300%	1853.000	451.000	453.000	1799.000	1789.000	70.951%	71.522%
x		62.104%	1851.000	453.000	451.600	1807.000	1793.000	70.472%	70.985%
σ		0.603%	34.930	2.608	3.028	7.196	6.646	0.767%	0.988%
%RSD		0.970	1.887	0.576	0.671	0.398	0.371	1.088	1.392

Run	Time	203Tl	205Tl	206Pb	207Pb	208Pb	209Bi
		ppb	ppb	ppb	ppb	ppb	ppb
1	18:43:06	39.480	39.530	15.750	17.050	16.350	71.442%
2	18:43:49	40.600	40.440	16.010	17.350	16.560	72.783%
3	18:44:32	40.640	40.600	15.980	17.330	16.600	73.006%
x		40.240	40.190	15.910	17.240	16.500	72.410%
σ		0.656	0.578	0.143	0.166	0.133	0.846%
%RSD		1.631	1.439	0.901	0.961	0.806	1.168

LCSD 180-67746/3-A 4/1/2013 6:47:12 PM

User Pre-dilution: 1.000

Run	Time	6Li	9Be	10B	11B	13C	23Na	25Mg	26Mg
		ppb	ppb	ppb	ppb	ppb	ppb	ppb	ppb
1	18:47:55	65.153%	44.390	925.800	956.200	0.000	45690.000	45770.000	45360.000
2	18:48:38	66.691%	44.000	934.700	967.100	0.000	45700.000	45590.000	45310.000
3	18:49:21	67.179%	44.810	930.600	953.900	0.000	45090.000	45010.000	44440.000
x		66.341%	44.400	930.400	959.100	0.000	45490.000	45460.000	45030.000
σ		1.057%	0.405	4.419	7.019	0.000	350.200	399.200	516.400
%RSD		1.593	0.912	0.475	0.732	0.000	0.770	0.878	1.147

Run	Time	27Al	28Si	37Cl	39K	43Ca	44Ca	45Sc	47Ti
		ppb	ppb	ppb	ppb	ppb	ppb	ppb	ppb
1	18:47:55	1703.000	8533.000	0.000	46310.000	45180.000	47070.000	56.517%	905.500
2	18:48:38	1727.000	8493.000	0.000	46630.000	45740.000	47560.000	56.795%	917.700
3	18:49:21	1679.000	8325.000	0.000	45960.000	45350.000	46900.000	56.514%	907.400
x		1703.000	8450.000	0.000	46300.000	45420.000	47180.000	56.608%	910.200
σ		24.190	110.600	0.000	335.000	285.100	341.400	0.161%	6.539
%RSD		1.421	1.309	0.000	0.724	0.628	0.724	0.285	0.718

Run	Time	51V	52Cr	55Mn	56Fe	57Fe	59Co	60Ni	63Cu
		ppb	ppb	ppb	ppb	ppb	ppb	ppb	ppb
1	18:47:55	461.100	184.200	482.400	957.700	1048.000	452.000	450.200	227.100
2	18:48:38	461.700	184.700	486.300	961.700	1060.000	450.100	446.400	226.800
3	18:49:21	461.700	182.500	481.900	949.700	1033.000	445.900	443.100	223.100
x		461.500	183.800	483.500	956.400	1047.000	449.300	446.600	225.700
σ		0.352	1.155	2.389	6.108	13.400	3.101	3.557	2.223
%RSD		0.076	0.628	0.494	0.639	1.280	0.690	0.796	0.985

Run	Time	65Cu	66Zn	68Zn	75As	78Se	82Se	83Kr	88Sr
		ppb	ppb	ppb	ppb	ppb	ppb	ppb	ppb
1	18:47:55	227.300	457.400	461.900	35.940	10.720	9.888	0.000	946.500
2	18:48:38	225.400	463.000	461.000	34.300	10.680	9.434	0.000	934.700
3	18:49:21	224.400	459.900	462.200	35.240	10.500	9.985	0.000	930.700
x		225.700	460.100	461.700	35.160	10.630	9.769	0.000	937.300
σ		1.462	2.809	0.589	0.826	0.117	0.294	0.000	8.245
%RSD		0.648	0.611	0.128	2.349	1.095	3.011	0.000	0.880

Run	Time	89Y	95Mo	98Mo	103Rh	107Ag	109Ag	111Cd	114Cd
		ppb	ppb	ppb	ppb	ppb	ppb	ppb	ppb
1	18:47:55	58.705%	939.000	950.700	55.871%	46.430	46.740	48.630	43.260
2	18:48:38	59.877%	943.900	960.300	56.562%	46.690	46.870	48.720	43.480
3	18:49:21	59.963%	938.100	948.700	57.339%	45.800	46.270	47.450	43.650
x		59.515%	940.300	953.200	56.591%	46.310	46.630	48.270	43.460
σ		0.703%	3.106	6.210	0.734%	0.460	0.313	0.707	0.197
%RSD		1.181	0.330	0.651	1.297	0.993	0.671	1.465	0.453

Run	Time	115In	118Sn	121Sb	123Sb	135Ba	137Ba	159Tb	165Ho
		ppb	ppb	ppb	ppb	ppb	ppb	ppb	ppb
1	18:47:55	58.935%	1834.000	461.400	460.600	1821.000	1812.000	67.054%	67.439%
2	18:48:38	60.386%	1844.000	461.900	460.600	1832.000	1822.000	68.308%	69.227%
3	18:49:21	60.197%	1837.000	459.300	457.900	1823.000	1812.000	68.990%	69.624%
x		59.839%	1838.000	460.900	459.700	1826.000	1816.000	68.118%	68.763%
σ		0.789%	5.485	1.379	1.601	6.018	5.980	0.982%	1.164%
%RSD		1.319	0.298	0.299	0.348	0.330	0.329	1.441	1.692

Run	Time	203Tl	205Tl	206Pb	207Pb	208Pb	209Bi
		ppb	ppb	ppb	ppb	ppb	ppb
1	18:47:55	40.280	40.560	16.170	17.840	16.840	69.407%
2	18:48:38	41.730	41.570	16.550	18.020	17.160	70.382%
3	18:49:21	40.640	40.740	16.300	17.810	16.870	71.302%
x		40.880	40.960	16.340	17.890	16.960	70.364%
σ		0.753	0.537	0.194	0.113	0.177	0.948%
%RSD		1.843	1.312	1.184	0.630	1.041	1.347

180-19816-A-1-I 4/1/2013 6:55:25 PM

User Pre-dilution: 1.000

Run	Time	6Li	9Be	10B	11B	13C	23Na	25Mg	26Mg
		ppb	ppb	ppb	ppb	ppb	ppb	ppb	ppb
1	18:56:08	56.755%	0.024	91.760	97.630	0.000	216100.000	129.000	126.500
2	18:56:51	56.316%	0.025	95.460	100.100	0.000	218300.000	132.300	128.300
3	18:57:34	56.403%	0.034	94.720	98.460	0.000	211600.000	124.800	126.000
x		56.492%	0.028	93.980	98.720	0.000	215300.000	128.700	126.900
σ		0.232%	0.006	1.958	1.250	0.000	3393.000	3.734	1.220
%RSD		0.411	20.320	2.083	1.266	0.000	1.576	2.901	0.961

Run	Time	27Al	28Si	37Cl	39K	43Ca	44Ca	45Sc	47Ti
		ppb	ppb	ppb	ppb	ppb	ppb	ppb	ppb
1	18:56:08	16.660	499.900	0.000	53540.000	301000.000	321700.000	54.846%	1.148
2	18:56:51	17.570	503.800	0.000	54780.000	310400.000	333900.000	52.255%	1.327
3	18:57:34	16.300	485.000	0.000	52400.000	298000.000	319500.000	52.820%	1.262
x		16.840	496.300	0.000	53570.000	303100.000	325000.000	53.307%	1.246
σ		0.658	9.949	0.000	1187.000	6432.000	7742.000	1.362%	0.090
%RSD		3.905	2.005	0.000	2.215	2.122	2.382	2.556	7.259

Run	Time	51V	52Cr	55Mn	56Fe	57Fe	59Co	60Ni	63Cu
		ppb	ppb	ppb	ppb	ppb	ppb	ppb	ppb
1	18:56:08	0.159	2.375	5.449	32.560	534.500	3.114	0.627	13.110
2	18:56:51	-0.270	2.275	5.763	33.500	522.900	3.066	0.614	13.170
3	18:57:34	0.395	2.216	5.414	30.370	500.700	2.950	0.557	12.330
x		0.094	2.289	5.542	32.150	519.400	3.043	0.600	12.870
σ		0.337	0.080	0.192	1.606	17.160	0.084	0.037	0.469
%RSD		357.200	3.517	3.464	4.996	3.305	2.773	6.205	3.646

Run	Time	65Cu	66Zn	68Zn	75As	78Se	82Se	83Kr	88Sr
		ppb	ppb	ppb	ppb	ppb	ppb	ppb	ppb
1	18:56:08	9.118	3.010	2.807	2.250	3.692	8.267	0.000	14200.000
2	18:56:51	9.481	3.317	3.425	2.148	3.801	8.659	0.000	14730.000
3	18:57:34	8.696	3.227	3.314	2.874	3.631	8.334	0.000	14310.000
x		9.098	3.185	3.182	2.424	3.708	8.420	0.000	14410.000
σ		0.393	0.158	0.329	0.393	0.086	0.210	0.000	276.600
%RSD		4.319	4.950	10.350	16.210	2.321	2.493	0.000	1.919

Run	Time	89Y	95Mo	98Mo	103Rh	107Ag	109Ag	111Cd	114Cd
		ppb	ppb	ppb	ppb	ppb	ppb	ppb	ppb
1	18:56:08	58.775%	30.590	31.150	53.927%	0.014	0.012	-0.036	-0.038
2	18:56:51	57.085%	31.290	32.450	52.384%	0.013	0.014	-0.049	-0.108
3	18:57:34	56.798%	30.980	31.140	52.718%	0.021	0.006	-0.018	0.006
x		57.553%	30.950	31.580	53.010%	0.016	0.011	-0.034	-0.046
σ		1.068%	0.350	0.754	0.812%	0.004	0.004	0.015	0.058
%RSD		1.855	1.132	2.387	1.531	26.400	37.980	44.790	124.300

Run	Time	115In	118Sn	121Sb	123Sb	135Ba	137Ba	159Tb	165Ho
		ppb	ppb	ppb	ppb	ppb	ppb	ppb	ppb
1	18:56:08	58.094%	10.980	0.459	0.585	34.610	35.020	65.064%	65.764%
2	18:56:51	56.438%	10.490	0.444	0.581	35.650	35.740	65.002%	65.437%
3	18:57:34	56.992%	9.166	0.416	0.625	35.660	34.560	65.472%	66.349%
x		57.175%	10.210	0.440	0.597	35.310	35.110	65.180%	65.850%
σ		0.843%	0.936	0.021	0.024	0.602	0.592	0.255%	0.462%
%RSD		1.475	9.169	4.882	4.044	1.705	1.687	0.392	0.702

Run	Time	203Tl	205Tl	206Pb	207Pb	208Pb	209Bi
		ppb	ppb	ppb	ppb	ppb	ppb
1	18:56:08	0.366	0.375	0.268	0.299	0.296	66.490%
2	18:56:51	0.403	0.398	0.352	0.344	0.340	63.945%
3	18:57:34	0.385	0.361	0.323	0.343	0.321	65.152%
x		0.385	0.378	0.314	0.329	0.319	65.196%
σ		0.018	0.018	0.043	0.026	0.022	1.273%
%RSD		4.768	4.864	13.580	7.839	6.943	1.953

180-19816-A-1-I SD@5 4/1/2013 7:00:15 PM

User Pre-dilution: 1.000

Run	Time	6Li	9Be	10B	11B	13C	23Na	25Mg	26Mg
		ppb	ppb	ppb	ppb	ppb	ppb	ppb	ppb
1	19:00:58	62.849%	-0.006	24.100	26.290	0.000	41620.000	25.930	25.960
2	19:01:41	62.594%	0.020	25.500	25.180	0.000	41240.000	25.850	25.770
3	19:02:24	61.554%	0.029	23.920	24.780	0.000	41380.000	26.640	26.670
x		62.332%	0.014	24.510	25.420	0.000	41410.000	26.140	26.130
σ		0.686%	0.018	0.867	0.783	0.000	193.500	0.437	0.475
%RSD		1.101	128.100	3.538	3.082	0.000	0.467	1.671	1.819

Run	Time	27Al	28Si	37Cl	39K	43Ca	44Ca	45Sc	47Ti
		ppb	ppb	ppb	ppb	ppb	ppb	ppb	ppb
1	19:00:58	3.273	103.000	0.000	10560.000	58840.000	62390.000	59.773%	0.254
2	19:01:41	3.558	102.100	0.000	10440.000	58620.000	61890.000	59.837%	0.208
3	19:02:24	3.912	104.800	0.000	10480.000	58980.000	62240.000	59.127%	0.257
x		3.581	103.300	0.000	10490.000	58810.000	62170.000	59.579%	0.239
σ		0.320	1.351	0.000	58.900	183.000	253.600	0.393%	0.027
%RSD		8.932	1.308	0.000	0.561	0.311	0.408	0.659	11.390

Run	Time	51V	52Cr	55Mn	56Fe	57Fe	59Co	60Ni	63Cu
		ppb	ppb	ppb	ppb	ppb	ppb	ppb	ppb
1	19:00:58	0.177	0.468	1.050	6.727	123.700	0.618	0.325	4.738
2	19:01:41	-0.389	0.487	1.029	6.036	118.300	0.612	0.194	4.508
3	19:02:24	0.112	0.457	1.143	6.294	115.800	0.615	0.200	4.369
x		-0.033	0.471	1.074	6.352	119.300	0.615	0.239	4.538
σ		0.309	0.015	0.061	0.349	4.075	0.003	0.074	0.186
%RSD		923.800	3.230	5.649	5.498	3.417	0.465	30.900	4.101

Run	Time	65Cu	66Zn	68Zn	75As	78Se	82Se	83Kr	88Sr
		ppb	ppb	ppb	ppb	ppb	ppb	ppb	ppb
1	19:00:58	1.835	1.732	2.128	0.688	1.735	2.062	0.000	2850.000
2	19:01:41	2.006	1.703	1.827	0.608	1.284	1.988	0.000	2839.000
3	19:02:24	1.925	1.834	2.029	0.413	1.294	1.691	0.000	2847.000
x		1.922	1.756	1.995	0.570	1.437	1.913	0.000	2845.000
σ		0.086	0.069	0.153	0.141	0.258	0.196	0.000	5.448
%RSD		4.460	3.940	7.672	24.860	17.910	10.270	0.000	0.192

Run	Time	89Y	95Mo	98Mo	103Rh	107Ag	109Ag	111Cd	114Cd
		ppb	ppb	ppb	ppb	ppb	ppb	ppb	ppb
1	19:00:58	59.949%	5.709	6.032	58.629%	0.007	0.004	0.011	0.021
2	19:01:41	60.475%	5.744	5.606	62.777%	0.004	0.003	-0.028	0.002
3	19:02:24	60.514%	5.549	5.912	58.805%	-0.000	0.002	-0.076	-0.061
x		60.313%	5.667	5.850	60.070%	0.003	0.003	-0.031	-0.013
σ		0.316%	0.104	0.220	2.346%	0.004	0.001	0.043	0.043
%RSD		0.523	1.835	3.761	3.905	100.500	29.360	138.800	340.500

Run	Time	115In	118Sn	121Sb	123Sb	135Ba	137Ba	159Tb	165Ho
		ppb	ppb	ppb	ppb	ppb	ppb	ppb	ppb
1	19:00:58	59.906%	0.937	0.070	0.087	7.123	6.910	64.600%	65.603%
2	19:01:41	61.036%	1.048	0.090	0.079	6.874	6.801	66.709%	67.389%
3	19:02:24	61.021%	1.059	0.070	0.107	6.980	6.846	67.202%	67.413%
x		60.654%	1.015	0.077	0.091	6.992	6.852	66.171%	66.801%
σ		0.648%	0.068	0.012	0.014	0.125	0.055	1.382%	1.038%
%RSD		1.068	6.657	15.450	15.440	1.791	0.803	2.088	1.554

Run	Time	203Tl	205Tl	206Pb	207Pb	208Pb	209Bi
		ppb	ppb	ppb	ppb	ppb	ppb
1	19:00:58	0.106	0.107	0.045	0.022	0.032	71.554%
2	19:01:41	0.090	0.095	0.035	0.032	0.033	73.035%
3	19:02:24	0.090	0.088	0.033	0.037	0.037	73.697%
x		0.095	0.097	0.038	0.030	0.034	72.762%
σ		0.009	0.010	0.006	0.007	0.003	1.097%
%RSD		9.575	9.984	16.880	23.990	9.076	1.508

180-19816-A-4-I@10 4/1/2013 7:05:06 PM

User Pre-dilution: 1.000

Run	Time	6Li	9Be	10B	11B	13C	23Na	25Mg	26Mg
		ppb	ppb	ppb	ppb	ppb	ppb	ppb	ppb
1	19:05:48	54.865%	0.035	189.500	194.600	0.000	211900.000	5193.000	5212.000
2	19:06:31	56.231%	0.015	185.900	191.600	0.000	206700.000	5100.000	5115.000
3	19:07:14	57.293%	-0.023	180.900	188.800	0.000	205300.000	5060.000	5097.000
x		56.130%	0.009	185.500	191.700	0.000	208000.000	5118.000	5141.000
σ		1.217%	0.030	4.309	2.909	0.000	3453.000	67.940	61.810
%RSD		2.169	333.800	2.324	1.518	0.000	1.661	1.327	1.202

Run	Time	27Al	28Si	37Cl	39K	43Ca	44Ca	45Sc	47Ti
		ppb	ppb	ppb	ppb	ppb	ppb	ppb	ppb
1	19:05:48	0.440	132.100	0.000	2535.000	55760.000	57380.000	58.261%	0.354
2	19:06:31	0.571	135.300	0.000	2452.000	54150.000	55300.000	59.009%	0.363
3	19:07:14	0.713	131.200	0.000	2477.000	54730.000	53980.000	59.237%	0.377
x		0.575	132.900	0.000	2488.000	54880.000	55550.000	58.836%	0.365
σ		0.137	2.158	0.000	42.530	816.600	1711.000	0.511%	0.012
%RSD		23.770	1.624	0.000	1.709	1.488	3.080	0.868	3.222

Run	Time	51V	52Cr	55Mn	56Fe	57Fe	59Co	60Ni	63Cu
		ppb	ppb	ppb	ppb	ppb	ppb	ppb	ppb
1	19:05:48	-0.081	0.053	24.880	350.500	458.600	0.035	-0.186	3.478
2	19:06:31	0.035	0.048	24.140	339.300	444.700	0.051	-0.207	3.381
3	19:07:14	0.088	0.035	24.800	345.400	447.100	0.030	-0.205	3.232
x		0.014	0.045	24.610	345.100	450.100	0.039	-0.200	3.364
σ		0.087	0.009	0.410	5.581	7.432	0.011	0.011	0.124
%RSD		624.000	20.920	1.665	1.618	1.651	28.120	5.741	3.682

Run	Time	65Cu	66Zn	68Zn	75As	78Se	82Se	83Kr	88Sr
		ppb	ppb	ppb	ppb	ppb	ppb	ppb	ppb
1	19:05:48	2.918	4.887	-4.593	1.640	0.654	6.803	0.000	11380.000
2	19:06:31	2.826	4.923	0.741	1.924	0.830	7.207	0.000	10970.000
3	19:07:14	2.953	5.083	-3.251	1.726	0.734	6.693	0.000	11140.000
x		2.899	4.964	-2.368	1.763	0.739	6.901	0.000	11170.000
σ		0.066	0.104	2.774	0.146	0.088	0.271	0.000	207.000
%RSD		2.259	2.098	117.200	8.258	11.920	3.924	0.000	1.853

Run	Time	89Y	95Mo	98Mo	103Rh	107Ag	109Ag	111Cd	114Cd
		ppb	ppb	ppb	ppb	ppb	ppb	ppb	ppb
1	19:05:48	60.177%	0.325	0.252	57.122%	0.001	0.004	0.048	0.030
2	19:06:31	62.839%	0.216	0.312	61.604%	0.003	-0.000	-0.027	-0.022
3	19:07:14	62.511%	0.314	0.245	59.271%	0.009	0.007	0.041	0.028
x		61.842%	0.285	0.270	59.332%	0.004	0.004	0.020	0.012
σ		1.452%	0.060	0.037	2.242%	0.004	0.004	0.042	0.029
%RSD		2.348	21.000	13.760	3.778	97.380	100.400	204.000	247.200

Run	Time	115In	118Sn	121Sb	123Sb	135Ba	137Ba	159Tb	165Ho
		ppb	ppb	ppb	ppb	ppb	ppb	ppb	ppb
1	19:05:48	59.935%	0.397	0.100	0.156	17580.000	17690.000	65.824%	66.809%
2	19:06:31	61.985%	0.379	0.097	0.140	16970.000	16970.000	68.447%	69.511%
3	19:07:14	62.325%	0.386	0.105	0.104	17150.000	17240.000	69.060%	69.557%
x		61.415%	0.387	0.101	0.133	17240.000	17300.000	67.777%	68.626%
σ		1.293%	0.009	0.004	0.027	313.700	365.700	1.719%	1.574%
%RSD		2.105	2.411	3.851	20.010	1.820	2.114	2.536	2.293

Run	Time	203Tl	205Tl	206Pb	207Pb	208Pb	209Bi
		ppb	ppb	ppb	ppb	ppb	ppb
1	19:05:48	0.050	0.050	-0.019	-0.028	-0.024	67.493%
2	19:06:31	0.046	0.045	-0.024	-0.019	-0.023	70.858%
3	19:07:14	0.048	0.046	-0.024	-0.020	-0.023	71.599%
x		0.048	0.047	-0.022	-0.023	-0.023	69.984%
σ		0.002	0.002	0.003	0.005	0.001	2.188%
%RSD		3.810	5.211	13.130	22.570	2.150	3.127

180-19816-A-2-I 4/1/2013 7:09:54 PM

User Pre-dilution: 1.000

Run	Time	6Li	9Be	10B	11B	13C	23Na	25Mg	26Mg
		ppb	ppb	ppb	ppb	ppb	ppb	ppb	ppb
1	19:10:37	62.181%	0.021	57.420	61.610	0.000	46950.000	408.600	401.600
2	19:11:20	63.095%	0.003	59.630	60.520	0.000	46540.000	402.900	399.100
3	19:12:03	62.690%	0.012	60.280	60.840	0.000	46620.000	411.100	399.300
x		62.656%	0.012	59.110	60.990	0.000	46700.000	407.500	400.000
σ		0.458%	0.009	1.499	0.561	0.000	215.700	4.206	1.374
%RSD		0.731	77.030	2.536	0.920	0.000	0.462	1.032	0.344

Run	Time	27Al	28Si	37Cl	39K	43Ca	44Ca	45Sc	47Ti
		ppb	ppb	ppb	ppb	ppb	ppb	ppb	ppb
1	19:10:37	1.719	184.900	0.000	5613.000	20390.000	20490.000	51.865%	0.698
2	19:11:20	1.587	180.500	0.000	5550.000	19890.000	20540.000	51.544%	0.737
3	19:12:03	1.605	177.100	0.000	5529.000	20110.000	20360.000	51.515%	0.754
x		1.637	180.900	0.000	5564.000	20130.000	20460.000	51.641%	0.730
σ		0.071	3.909	0.000	43.930	248.400	92.740	0.194%	0.029
%RSD		4.365	2.161	0.000	0.789	1.234	0.453	0.375	3.980

Run	Time	51V	52Cr	55Mn	56Fe	57Fe	59Co	60Ni	63Cu
		ppb	ppb	ppb	ppb	ppb	ppb	ppb	ppb
1	19:10:37	-0.607	0.360	9.321	3.612	37.310	0.175	0.609	3.269
2	19:11:20	0.363	0.248	9.141	2.383	34.230	0.181	0.378	3.374
3	19:12:03	-0.667	0.264	9.267	1.899	32.650	0.197	0.459	3.243
x		-0.304	0.291	9.243	2.631	34.730	0.184	0.482	3.295
σ		0.579	0.061	0.092	0.883	2.369	0.011	0.117	0.069
%RSD		190.500	20.800	0.999	33.580	6.821	6.107	24.380	2.098

Run	Time	65Cu	66Zn	68Zn	75As	78Se	82Se	83Kr	88Sr
		ppb	ppb	ppb	ppb	ppb	ppb	ppb	ppb
1	19:10:37	0.959	6.746	6.707	1.072	1.527	1.084	0.000	2445.000
2	19:11:20	0.982	6.879	6.891	0.725	1.834	0.773	0.000	2445.000
3	19:12:03	0.888	6.303	6.137	0.558	1.687	1.330	0.000	2432.000
x		0.943	6.642	6.578	0.785	1.683	1.062	0.000	2441.000
σ		0.049	0.301	0.393	0.263	0.153	0.279	0.000	7.362
%RSD		5.151	4.535	5.975	33.450	9.102	26.300	0.000	0.302

Run	Time	89Y	95Mo	98Mo	103Rh	107Ag	109Ag	111Cd	114Cd
		ppb	ppb	ppb	ppb	ppb	ppb	ppb	ppb
1	19:10:37	54.786%	8.853	8.654	53.013%	-0.001	0.003	-0.030	-0.018
2	19:11:20	55.029%	8.869	9.047	53.242%	-0.000	0.004	-0.046	-0.047
3	19:12:03	55.599%	8.951	9.053	53.797%	0.006	0.003	-0.011	-0.020
x		55.138%	8.891	8.918	53.351%	0.002	0.004	-0.029	-0.028
σ		0.417%	0.053	0.229	0.403%	0.004	0.001	0.018	0.016
%RSD		0.757	0.594	2.563	0.756	229.700	15.480	60.830	57.170

Run	Time	115In	118Sn	121Sb	123Sb	135Ba	137Ba	159Tb	165Ho
		ppb	ppb	ppb	ppb	ppb	ppb	ppb	ppb
1	19:10:37	55.319%	5.455	0.447	0.431	368.000	369.900	62.981%	63.752%
2	19:11:20	56.773%	5.311	0.413	0.443	370.400	368.500	64.592%	65.094%
3	19:12:03	57.374%	4.900	0.423	0.399	368.700	365.300	65.082%	65.858%
x		56.489%	5.222	0.428	0.424	369.100	367.900	64.218%	64.901%
σ		1.057%	0.288	0.017	0.022	1.242	2.358	1.099%	1.066%
%RSD		1.871	5.519	4.032	5.299	0.337	0.641	1.711	1.643

Run	Time	203Tl	205Tl	206Pb	207Pb	208Pb	209Bi
		ppb	ppb	ppb	ppb	ppb	ppb
1	19:10:37	0.037	0.034	-0.002	-0.003	-0.004	69.330%
2	19:11:20	0.034	0.027	0.004	-0.001	-0.002	71.564%
3	19:12:03	0.030	0.031	-0.001	0.002	-0.003	72.245%
x		0.034	0.031	-0.000	-0.001	-0.003	71.046%
σ		0.003	0.003	0.003	0.003	0.001	1.525%
%RSD		10.250	11.150	25740.000	433.900	41.700	2.146

180-19816-A-3-C 4/1/2013 7:14:42 PM

User Pre-dilution: 1.000

Run	Time	6Li	9Be	10B	11B	13C	23Na	25Mg	26Mg
		ppb	ppb	ppb	ppb	ppb	ppb	ppb	ppb
1	19:15:25	56.963%	0.015	16.940	16.310	0.000	95780.000	13610.000	13440.000
2	19:16:08	57.702%	0.014	14.930	15.240	0.000	95450.000	13630.000	13500.000
3	19:16:51	57.938%	-0.023	14.700	15.370	0.000	94820.000	13490.000	13390.000
x		57.534%	0.002	15.520	15.640	0.000	95350.000	13580.000	13440.000
σ		0.509%	0.022	1.232	0.586	0.000	484.200	76.730	53.910
%RSD		0.884	1090.000	7.937	3.744	0.000	0.508	0.565	0.401

Run	Time	27Al	28Si	37Cl	39K	43Ca	44Ca	45Sc	47Ti
		ppb	ppb	ppb	ppb	ppb	ppb	ppb	ppb
1	19:15:25	1.712	319.700	0.000	21180.000	464400.000	498000.000	49.622%	1.491
2	19:16:08	2.228	315.500	0.000	21030.000	466700.000	501000.000	48.882%	1.495
3	19:16:51	1.838	309.700	0.000	20990.000	463000.000	498900.000	49.010%	0.960
x		1.926	315.000	0.000	21070.000	464700.000	499300.000	49.172%	1.315
σ		0.269	5.042	0.000	100.800	1837.000	1549.000	0.396%	0.308
%RSD		13.970	1.601	0.000	0.478	0.395	0.310	0.804	23.400

Run	Time	51V	52Cr	55Mn	56Fe	57Fe	59Co	60Ni	63Cu
		ppb	ppb	ppb	ppb	ppb	ppb	ppb	ppb
1	19:15:25	0.099	-0.049	10.570	11.390	796.500	0.278	-2.239	2.898
2	19:16:08	-0.133	-0.149	10.660	10.570	775.600	0.274	-2.191	2.629
3	19:16:51	0.095	-0.062	10.590	9.651	767.800	0.284	-2.227	2.446
x		0.020	-0.087	10.610	10.540	780.000	0.279	-2.219	2.658
σ		0.133	0.055	0.049	0.869	14.830	0.005	0.025	0.227
%RSD		659.300	62.830	0.459	8.249	1.902	1.819	1.116	8.547

Run	Time	65Cu	66Zn	68Zn	75As	78Se	82Se	83Kr	88Sr
		ppb	ppb	ppb	ppb	ppb	ppb	ppb	ppb
1	19:15:25	1.541	0.817	1.103	5.664	0.966	17.210	0.000	7944.000
2	19:16:08	1.336	0.851	-0.262	4.908	1.086	15.340	0.000	7978.000
3	19:16:51	1.654	0.768	1.369	5.520	1.095	16.110	0.000	7950.000
x		1.510	0.812	0.737	5.364	1.049	16.220	0.000	7957.000
σ		0.161	0.042	0.875	0.401	0.072	0.939	0.000	18.130
%RSD		10.660	5.118	118.800	7.484	6.893	5.792	0.000	0.228

Run	Time	89Y	95Mo	98Mo	103Rh	107Ag	109Ag	111Cd	114Cd
		ppb	ppb	ppb	ppb	ppb	ppb	ppb	ppb
1	19:15:25	53.778%	32.780	34.750	48.873%	0.001	-0.001	-0.052	-0.067
2	19:16:08	53.522%	34.760	35.090	48.424%	0.003	0.005	-0.054	-0.073
3	19:16:51	53.415%	34.660	35.450	48.600%	-0.005	0.007	-0.045	-0.035
x		53.572%	34.070	35.100	48.632%	-0.001	0.004	-0.050	-0.058
σ		0.186%	1.115	0.346	0.226%	0.004	0.004	0.005	0.020
%RSD		0.348	3.274	0.987	0.465	608.200	118.000	9.360	34.710

Run	Time	115In	118Sn	121Sb	123Sb	135Ba	137Ba	159Tb	165Ho
		ppb	ppb	ppb	ppb	ppb	ppb	ppb	ppb
1	19:15:25	53.527%	4.837	0.649	0.717	641.600	639.100	62.157%	62.584%
2	19:16:08	53.591%	4.944	0.662	0.722	657.500	652.000	62.715%	63.429%
3	19:16:51	53.411%	4.632	0.666	0.774	656.100	656.000	62.719%	63.334%
x		53.510%	4.804	0.659	0.738	651.700	649.000	62.531%	63.115%
σ		0.091%	0.159	0.009	0.032	8.793	8.812	0.324%	0.463%
%RSD		0.170	3.304	1.384	4.327	1.349	1.358	0.518	0.733

Run	Time	203Tl	205Tl	206Pb	207Pb	208Pb	209Bi
		ppb	ppb	ppb	ppb	ppb	ppb
1	19:15:25	0.068	0.066	-0.031	-0.032	-0.031	62.587%
2	19:16:08	0.081	0.067	-0.020	-0.033	-0.030	61.633%
3	19:16:51	0.075	0.067	-0.037	-0.021	-0.030	62.112%
x		0.074	0.067	-0.029	-0.029	-0.031	62.110%
σ		0.007	0.000	0.009	0.007	0.001	0.477%
%RSD		9.154	0.532	29.270	23.220	2.203	0.768

MB 180-67178/1-A 4/1/2013 7:23:37 PM

User Pre-dilution: 1.000

Run	Time	6Li	9Be	10B	11B	13C	23Na	25Mg	26Mg
		ppb	ppb	ppb	ppb	ppb	ppb	ppb	ppb
1	19:24:20	88.119%	-0.005	2.244	2.426	0.000	22.990	-0.446	-0.319
2	19:25:03	88.265%	0.002	2.240	2.361	0.000	22.600	-0.385	-0.266
3	19:25:46	90.103%	-0.017	2.122	2.149	0.000	22.430	-0.387	-0.184
x		88.829%	-0.007	2.202	2.312	0.000	22.670	-0.406	-0.256
σ		1.106%	0.010	0.070	0.145	0.000	0.283	0.034	0.068
%RSD		1.245	142.200	3.162	6.257	0.000	1.250	8.480	26.460

Run	Time	27Al	28Si	37Cl	39K	43Ca	44Ca	45Sc	47Ti
		ppb	ppb	ppb	ppb	ppb	ppb	ppb	ppb
1	19:24:20	-0.738	-3.119	0.000	-16.370	2.874	1.538	68.353%	0.071
2	19:25:03	-0.734	-2.692	0.000	-17.000	0.462	1.461	68.366%	0.005
3	19:25:46	-0.683	-2.320	0.000	-17.090	4.009	3.280	69.141%	0.004
x		-0.718	-2.711	0.000	-16.820	2.448	2.093	68.620%	0.027
σ		0.031	0.400	0.000	0.393	1.812	1.029	0.452%	0.038
%RSD		4.308	14.740	0.000	2.335	73.990	49.160	0.658	144.100

Run	Time	51V	52Cr	55Mn	56Fe	57Fe	59Co	60Ni	63Cu
		ppb	ppb	ppb	ppb	ppb	ppb	ppb	ppb
1	19:24:20	-0.125	0.005	-0.025	-10.010	-1.362	-0.008	-0.006	0.608
2	19:25:03	0.002	-0.008	-0.041	-11.510	-1.408	-0.008	0.010	0.688
3	19:25:46	0.008	-0.000	-0.045	-12.010	-2.192	-0.009	-0.010	0.642
x		-0.038	-0.001	-0.037	-11.180	-1.654	-0.008	-0.002	0.646
σ		0.075	0.007	0.011	1.039	0.467	0.001	0.011	0.040
%RSD		194.500	564.700	28.690	9.292	28.200	11.030	495.700	6.228

Run	Time	65Cu	66Zn	68Zn	75As	78Se	82Se	83Kr	88Sr
		ppb	ppb	ppb	ppb	ppb	ppb	ppb	ppb
1	19:24:20	-0.001	0.028	0.130	-0.236	-0.425	-0.275	0.000	0.008
2	19:25:03	-0.026	-0.041	0.090	-0.098	-0.350	-0.297	0.000	0.007
3	19:25:46	0.005	0.011	0.043	-0.315	-0.378	-0.638	0.000	0.046
x		-0.007	-0.001	0.088	-0.216	-0.385	-0.403	0.000	0.020
σ		0.016	0.036	0.043	0.110	0.038	0.203	0.000	0.022
%RSD		215.700	4480.000	49.580	50.870	9.875	50.430	0.000	108.400

Run	Time	89Y	95Mo	98Mo	103Rh	107Ag	109Ag	111Cd	114Cd
		ppb	ppb	ppb	ppb	ppb	ppb	ppb	ppb
1	19:24:20	62.602%	-0.182	-0.140	64.229%	-0.003	-0.001	-0.063	-0.042
2	19:25:03	63.196%	-0.123	-0.108	64.687%	-0.003	0.000	-0.100	-0.063
3	19:25:46	63.625%	-0.178	-0.139	65.704%	-0.000	-0.002	-0.077	-0.064
x		63.141%	-0.161	-0.129	64.873%	-0.002	-0.001	-0.080	-0.056
σ		0.514%	0.033	0.019	0.755%	0.002	0.001	0.019	0.012
%RSD		0.814	20.310	14.390	1.164	78.900	138.000	23.140	21.800

Run	Time	115In	118Sn	121Sb	123Sb	135Ba	137Ba	159Tb	165Ho
		ppb	ppb	ppb	ppb	ppb	ppb	ppb	ppb
1	19:24:20	64.243%	0.034	0.019	0.015	-0.020	-0.025	66.495%	66.577%
2	19:25:03	65.072%	0.017	0.012	0.015	-0.020	-0.023	67.093%	67.849%
3	19:25:46	65.715%	0.061	0.020	0.007	-0.015	-0.004	68.341%	68.926%
x		65.010%	0.038	0.017	0.012	-0.018	-0.017	67.310%	67.784%
σ		0.738%	0.022	0.005	0.005	0.003	0.012	0.942%	1.176%
%RSD		1.135	58.450	27.820	38.180	15.030	68.640	1.399	1.735

Run	Time	203Tl	205Tl	206Pb	207Pb	208Pb	209Bi
		ppb	ppb	ppb	ppb	ppb	ppb
1	19:24:20	0.005	0.004	-0.032	-0.030	-0.032	83.837%
2	19:25:03	0.006	0.002	-0.029	-0.030	-0.030	85.196%
3	19:25:46	0.005	0.003	-0.036	-0.030	-0.033	86.231%
x		0.005	0.003	-0.032	-0.030	-0.031	85.088%
σ		0.001	0.001	0.003	0.000	0.002	1.201%
%RSD		17.160	33.770	10.760	0.712	5.292	1.411

LCS 180-67178/2-A 4/1/2013 7:28:25 PM

User Pre-dilution: 1.000

Run	Time	6Li	9Be	10B	11B	13C	23Na	25Mg	26Mg
		ppb	ppb	ppb	ppb	ppb	ppb	ppb	ppb
1	19:29:08	53.358%	47.900	968.600	1007.000	0.000	47160.000	46920.000	46090.000
2	19:29:51	53.895%	48.270	999.500	1030.000	0.000	47190.000	46980.000	46030.000
3	19:30:34	55.286%	46.400	980.500	1006.000	0.000	45940.000	45470.000	44640.000
x		54.180%	47.520	982.900	1014.000	0.000	46760.000	46460.000	45590.000
σ		0.995%	0.987	15.620	13.590	0.000	714.700	854.500	822.500
%RSD		1.837	2.078	1.589	1.340	0.000	1.528	1.839	1.804

Run	Time	27Al	28Si	37Cl	39K	43Ca	44Ca	45Sc	47Ti
		ppb	ppb	ppb	ppb	ppb	ppb	ppb	ppb
1	19:29:08	1762.000	8492.000	0.000	47490.000	46440.000	48620.000	42.828%	937.100
2	19:29:51	1768.000	8488.000	0.000	47720.000	47450.000	49260.000	43.082%	938.000
3	19:30:34	1710.000	8105.000	0.000	46060.000	46310.000	47970.000	43.467%	911.800
x		1747.000	8362.000	0.000	47090.000	46740.000	48620.000	43.126%	929.000
σ		31.670	222.300	0.000	899.000	624.000	644.100	0.322%	14.890
%RSD		1.813	2.658	0.000	1.909	1.335	1.325	0.747	1.603

Run	Time	51V	52Cr	55Mn	56Fe	57Fe	59Co	60Ni	63Cu
		ppb	ppb	ppb	ppb	ppb	ppb	ppb	ppb
1	19:29:08	484.200	192.300	508.400	1005.000	1086.000	462.300	453.200	226.400
2	19:29:51	481.100	190.400	510.200	999.100	1093.000	457.500	444.900	222.500
3	19:30:34	467.400	186.700	503.800	979.000	1059.000	448.600	439.400	219.100
x		477.600	189.800	507.500	994.300	1079.000	456.100	445.800	222.600
σ		8.943	2.843	3.269	13.510	17.910	6.909	6.909	3.656
%RSD		1.873	1.498	0.644	1.359	1.660	1.515	1.550	1.642

Run	Time	65Cu	66Zn	68Zn	75As	78Se	82Se	83Kr	88Sr
		ppb	ppb	ppb	ppb	ppb	ppb	ppb	ppb
1	19:29:08	225.100	455.900	467.700	35.190	9.426	9.124	0.000	921.400
2	19:29:51	222.800	458.500	459.200	34.200	9.493	9.963	0.000	922.300
3	19:30:34	219.400	452.900	455.100	33.170	9.132	9.338	0.000	907.200
x		222.400	455.700	460.600	34.190	9.350	9.475	0.000	917.000
σ		2.860	2.800	6.419	1.009	0.192	0.436	0.000	8.491
%RSD		1.286	0.614	1.393	2.951	2.056	4.602	0.000	0.926

Run	Time	89Y	95Mo	98Mo	103Rh	107Ag	109Ag	111Cd	114Cd
		ppb	ppb	ppb	ppb	ppb	ppb	ppb	ppb
1	19:29:08	47.388%	932.600	950.900	44.541%	46.660	47.290	48.930	44.360
2	19:29:51	48.976%	926.700	947.900	45.627%	47.010	47.530	48.360	43.780
3	19:30:34	49.503%	918.400	939.800	46.183%	45.890	46.490	46.770	41.970
x		48.622%	925.900	946.200	45.450%	46.520	47.100	48.020	43.370
σ		1.101%	7.116	5.711	0.835%	0.576	0.545	1.122	1.248
%RSD		2.265	0.768	0.604	1.837	1.239	1.157	2.336	2.878

Run	Time	115In	118Sn	121Sb	123Sb	135Ba	137Ba	159Tb	165Ho
		ppb	ppb	ppb	ppb	ppb	ppb	ppb	ppb
1	19:29:08	48.631%	1826.000	450.300	451.900	1825.000	1822.000	57.632%	58.286%
2	19:29:51	49.698%	1849.000	459.700	460.600	1848.000	1838.000	59.215%	60.582%
3	19:30:34	50.724%	1811.000	451.600	444.700	1801.000	1790.000	60.610%	61.933%
x		49.684%	1829.000	453.900	452.400	1825.000	1817.000	59.152%	60.267%
σ		1.047%	18.870	5.085	7.944	23.320	24.860	1.490%	1.844%
%RSD		2.107	1.032	1.120	1.756	1.278	1.368	2.519	3.059

Run	Time	203Tl	205Tl	206Pb	207Pb	208Pb	209Bi
		ppb	ppb	ppb	ppb	ppb	ppb
1	19:29:08	40.410	40.740	16.290	17.330	16.580	61.294%
2	19:29:51	41.390	41.590	16.530	17.610	16.920	62.703%
3	19:30:34	41.320	41.140	16.310	17.120	16.690	63.560%
x		41.040	41.160	16.380	17.350	16.730	62.519%
σ		0.546	0.426	0.132	0.246	0.176	1.144%
%RSD		1.330	1.034	0.804	1.417	1.053	1.830

180-19804-B-1-A 4/1/2013 7:36:37 PM

User Pre-dilution: 1.000

Run	Time	6Li	9Be	10B	11B	13C	23Na	25Mg	26Mg
		ppb	ppb	ppb	ppb	ppb	ppb	ppb	ppb
1	19:37:20	56.257%	0.016	15.650	15.890	0.000	3628.000	13730.000	13630.000
2	19:38:03	58.193%	0.034	14.470	14.230	0.000	3547.000	13620.000	13380.000
3	19:38:46	58.165%	-0.004	14.550	13.730	0.000	3432.000	13090.000	12920.000
x		57.538%	0.015	14.890	14.620	0.000	3536.000	13480.000	13310.000
σ		1.110%	0.019	0.659	1.128	0.000	98.650	341.100	357.900
%RSD		1.929	126.100	4.430	7.715	0.000	2.790	2.530	2.689

Run	Time	27Al	28Si	37Cl	39K	43Ca	44Ca	45Sc	47Ti
		ppb	ppb	ppb	ppb	ppb	ppb	ppb	ppb
1	19:37:20	22.730	2282.000	0.000	3919.000	49710.000	51810.000	42.723%	0.877
2	19:38:03	22.460	2219.000	0.000	3905.000	49850.000	51850.000	42.972%	0.872
3	19:38:46	21.760	2147.000	0.000	3806.000	48920.000	50730.000	42.836%	1.042
x		22.320	2216.000	0.000	3877.000	49490.000	51460.000	42.844%	0.930
σ		0.500	67.360	0.000	61.540	500.200	633.100	0.125%	0.097
%RSD		2.241	3.040	0.000	1.587	1.011	1.230	0.291	10.410

Run	Time	51V	52Cr	55Mn	56Fe	57Fe	59Co	60Ni	63Cu
		ppb	ppb	ppb	ppb	ppb	ppb	ppb	ppb
1	19:37:20	-0.525	0.869	1438.000	6.347	85.940	2.945	0.569	1.737
2	19:38:03	-0.447	0.836	1420.000	5.749	83.290	2.880	0.569	1.589
3	19:38:46	-0.411	0.865	1380.000	3.347	77.750	2.834	0.495	1.613
x		-0.461	0.857	1413.000	5.148	82.330	2.886	0.544	1.646
σ		0.058	0.018	29.530	1.588	4.179	0.056	0.043	0.079
%RSD		12.580	2.101	2.091	30.850	5.076	1.940	7.932	4.817

Run	Time	65Cu	66Zn	68Zn	75As	78Se	82Se	83Kr	88Sr
		ppb	ppb	ppb	ppb	ppb	ppb	ppb	ppb
1	19:37:20	1.075	3.371	2.962	-0.823	0.086	0.106	0.000	135.900
2	19:38:03	1.103	3.096	3.052	-0.858	0.111	0.084	0.000	136.400
3	19:38:46	1.045	3.185	3.094	0.012	0.159	0.160	0.000	134.200
x		1.075	3.217	3.036	-0.556	0.119	0.117	0.000	135.500
σ		0.029	0.140	0.068	0.492	0.037	0.039	0.000	1.140
%RSD		2.691	4.353	2.225	88.540	31.390	33.340	0.000	0.841

Run	Time	89Y	95Mo	98Mo	103Rh	107Ag	109Ag	111Cd	114Cd
		ppb	ppb	ppb	ppb	ppb	ppb	ppb	ppb
1	19:37:20	45.988%	0.686	0.755	44.097%	0.004	0.007	-0.035	-0.071
2	19:38:03	46.809%	0.520	0.497	44.974%	-0.001	-0.001	-0.129	-0.096
3	19:38:46	46.732%	0.393	0.358	44.936%	-0.001	0.002	-0.117	-0.139
x		46.510%	0.533	0.537	44.669%	0.001	0.003	-0.094	-0.102
σ		0.454%	0.147	0.202	0.496%	0.003	0.004	0.051	0.034
%RSD		0.975	27.530	37.550	1.110	300.600	152.200	54.560	33.330

Run	Time	115In	118Sn	121Sb	123Sb	135Ba	137Ba	159Tb	165Ho
		ppb	ppb	ppb	ppb	ppb	ppb	ppb	ppb
1	19:37:20	47.615%	10.150	0.453	0.411	16.460	16.150	55.110%	55.837%
2	19:38:03	48.444%	9.092	0.443	0.481	16.670	16.500	56.685%	57.929%
3	19:38:46	48.852%	7.984	0.443	0.414	15.820	15.640	58.079%	58.587%
x		48.304%	9.075	0.446	0.436	16.320	16.090	56.625%	57.451%
σ		0.630%	1.083	0.006	0.040	0.443	0.433	1.486%	1.436%
%RSD		1.305	11.930	1.262	9.145	2.713	2.689	2.623	2.499

Run	Time	203Tl	205Tl	206Pb	207Pb	208Pb	209Bi
		ppb	ppb	ppb	ppb	ppb	ppb
1	19:37:20	0.125	0.120	0.044	0.054	0.046	62.573%
2	19:38:03	0.109	0.094	0.047	0.056	0.047	63.931%
3	19:38:46	0.076	0.088	0.048	0.045	0.039	64.670%
x		0.103	0.101	0.047	0.052	0.044	63.725%
σ		0.025	0.017	0.002	0.006	0.004	1.064%
%RSD		24.190	16.560	3.887	11.260	9.971	1.669

CCV 781130 4/1/2013 7:41:26 PM QC Status: PASS (Initial: PASS)

User Pre-dilution: 1.000

Run	Time	6Li	9Be	10B	11B	13C	23Na	25Mg	26Mg
		ppb	ppb	ppb	ppb	ppb	ppb	ppb	ppb
1	19:42:09	52.579%	101.200	95.710	97.590	0.000	48050.000	49100.000	49100.000
2	19:42:52	53.635%	99.820	93.160	97.780	0.000	47330.000	47910.000	48270.000
3	19:43:35	53.932%	103.500	98.750	100.400	0.000	48900.000	49170.000	49540.000
x		53.382%	101.492%	95.870%	98.592%	0.000	96.185%	97.460%	97.936%
σ		0.711%	n/a	n/a	n/a	0.000	n/a	n/a	n/a
%RSD		1.332	1.822	2.920	1.595	0.000	1.640	1.455	1.316

Run	Time	27Al	28Si	37Cl	39K	43Ca	44Ca	45Sc	47Ti
		ppb	ppb	ppb	ppb	ppb	ppb	ppb	ppb
1	19:42:09	478.500	4786.000	0.000	49380.000	46420.000	48480.000	47.168%	97.710
2	19:42:52	467.500	4744.000	0.000	48960.000	47070.000	48430.000	49.191%	95.180
3	19:43:35	481.300	4869.000	0.000	49760.000	47920.000	49060.000	49.489%	99.900
x		95.155%	95.990%	0.000	98.727%	94.272%	97.311%	48.616%	97.595%
σ		n/a	n/a	0.000	n/a	n/a	n/a	1.263%	n/a
%RSD		1.535	1.326	0.000	0.809	1.591	0.722	2.598	2.424

Run	Time	51V	52Cr	55Mn	56Fe	57Fe	59Co	60Ni	63Cu
		ppb	ppb	ppb	ppb	ppb	ppb	ppb	ppb
1	19:42:09	95.710	97.090	500.200	26430.000	25420.000	96.030	98.070	98.480
2	19:42:52	94.300	96.060	496.400	25940.000	25210.000	95.530	96.220	96.950
3	19:43:35	97.650	98.110	506.900	26510.000	25710.000	97.940	97.850	98.960
x		95.886%	97.085%	100.226%	105.165%	101.785%	96.500%	97.380%	98.129%
σ		n/a	n/a	n/a	n/a	n/a	n/a	n/a	n/a
%RSD		1.753	1.052	1.062	1.177	0.987	1.316	1.038	1.067

Run	Time	65Cu	66Zn	68Zn	75As	78Se	82Se	83Kr	88Sr
		ppb	ppb	ppb	ppb	ppb	ppb	ppb	ppb
1	19:42:09	98.060	105.900	106.700	96.000	100.600	99.060	0.000	95.450
2	19:42:52	96.510	104.700	105.500	97.800	101.500	100.600	0.000	95.810
3	19:43:35	97.540	106.500	106.500	97.230	103.600	100.400	0.000	97.370
x		97.370%	105.719%	106.236%	97.009%	101.918%	100.015%	0.000	96.209%
σ		n/a	n/a	n/a	n/a	n/a	n/a	0.000	n/a
%RSD		0.809	0.840	0.646	0.948	1.533	0.831	0.000	1.062

Run	Time	89Y	95Mo	98Mo	103Rh	107Ag	109Ag	111Cd	114Cd
		ppb	ppb	ppb	ppb	ppb	ppb	ppb	ppb
1	19:42:09	49.337%	95.900	96.700	47.566%	94.750	95.350	97.550	97.650
2	19:42:52	51.119%	98.540	99.620	49.645%	94.080	94.710	96.780	98.630
3	19:43:35	51.814%	101.300	102.400	50.092%	96.630	97.130	97.470	98.750
x		50.757%	98.588%	99.567%	49.101%	95.154%	95.730%	97.267%	98.345%
σ		1.278%	n/a	n/a	1.348%	n/a	n/a	n/a	n/a
%RSD		2.517	2.754	2.856	2.745	1.394	1.307	0.435	0.613

Run	Time	115In	118Sn	121Sb	123Sb	135Ba	137Ba	159Tb	165Ho
		ppb	ppb	ppb	ppb	ppb	ppb	ppb	ppb
1	19:42:09	50.282%	94.460	95.030	95.900	94.240	93.220	56.621%	57.247%
2	19:42:52	52.064%	94.960	96.120	95.220	95.160	94.770	58.952%	59.719%
3	19:43:35	52.865%	96.820	97.570	97.490	96.260	96.720	59.460%	60.300%
x		51.737%	95.416%	96.240%	96.202%	95.221%	94.902%	58.344%	59.089%
σ		1.322%	n/a	n/a	n/a	n/a	n/a	1.514%	1.621%
%RSD		2.556	1.304	1.327	1.211	1.066	1.843	2.595	2.743

Run	Time	203Tl	205Tl	206Pb	207Pb	208Pb	209Bi
		ppb	ppb	ppb	ppb	ppb	ppb
1	19:42:09	93.010	93.230	93.650	93.400	93.510	54.024%
2	19:42:52	93.450	93.290	93.380	94.170	94.010	56.063%
3	19:43:35	96.520	96.430	97.510	97.500	97.310	55.617%
x		94.328%	94.319%	94.846%	95.024%	94.942%	55.235%
σ		n/a	n/a	n/a	n/a	n/a	1.072%
%RSD		2.030	1.942	2.436	2.296	2.173	1.941

CCB5 4/1/2013 7:46:16 PM QC Status: PASS (Initial: PASS)

User Pre-dilution: 1.000

Run	Time	6Li	9Be	10B	11B	13C	23Na	25Mg	26Mg
		ppb	ppb	ppb	ppb	ppb	ppb	ppb	ppb
1	19:46:59	82.992%	0.009	3.708	3.532	0.000	27.080	13.510	13.230
2	19:47:42	81.674%	0.023	2.609	3.756	0.000	27.570	15.320	15.060
3	19:48:25	82.970%	0.003	3.037	3.215	0.000	27.730	18.460	16.610
x		82.545%	0.012	3.118	3.501	0.000	27.460	15.760	14.970
σ		0.755%	0.010	0.554	0.272	0.000	0.338	2.502	1.692
%RSD		0.914	89.360	17.770	7.755	0.000	1.230	15.870	11.300

Run	Time	27Al	28Si	37Cl	39K	43Ca	44Ca	45Sc	47Ti
		ppb	ppb	ppb	ppb	ppb	ppb	ppb	ppb
1	19:46:59	2.951	-3.325	0.000	-10.370	12.230	15.130	82.298%	0.094
2	19:47:42	3.546	-2.181	0.000	-10.910	13.390	18.720	81.524%	0.096
3	19:48:25	3.021	-2.434	0.000	-9.851	15.400	18.100	81.646%	0.040
x		3.173	-2.647	0.000	-10.380	13.670	17.320	81.823%	0.077
σ		0.325	0.601	0.000	0.527	1.603	1.917	0.416%	0.032
%RSD		10.250	22.690	0.000	5.080	11.730	11.070	0.508	41.280

Run	Time	51V	52Cr	55Mn	56Fe	57Fe	59Co	60Ni	63Cu
		ppb	ppb	ppb	ppb	ppb	ppb	ppb	ppb
1	19:46:59	0.013	0.112	0.311	-6.765	8.159	0.015	0.069	0.520
2	19:47:42	0.003	0.100	0.308	-6.163	8.538	0.024	0.080	0.490
3	19:48:25	0.099	0.091	0.346	-5.440	10.380	0.024	0.063	0.481
x		0.038	0.101	0.322	-6.123	9.026	0.021	0.071	0.497
σ		0.053	0.010	0.021	0.663	1.189	0.005	0.008	0.020
%RSD		138.100	10.190	6.626	10.830	13.180	24.100	11.800	4.107

Run	Time	65Cu	66Zn	68Zn	75As	78Se	82Se	83Kr	88Sr
		ppb	ppb	ppb	ppb	ppb	ppb	ppb	ppb
1	19:46:59	0.106	0.312	0.294	-0.497	-0.946	-1.648	0.000	0.055
2	19:47:42	0.104	0.352	0.289	-0.303	-0.958	-1.294	0.000	0.065
3	19:48:25	0.109	0.314	0.343	-0.281	-0.919	-1.219	0.000	0.080
x		0.106	0.326	0.309	-0.360	-0.941	-1.387	0.000	0.066
σ		0.003	0.023	0.030	0.119	0.020	0.230	0.000	0.012
%RSD		2.361	7.015	9.633	33.050	2.126	16.540	0.000	18.780

Run	Time	89Y	95Mo	98Mo	103Rh	107Ag	109Ag	111Cd	114Cd
		ppb	ppb	ppb	ppb	ppb	ppb	ppb	ppb
1	19:46:59	83.288%	0.343	0.244	86.334%	0.030	0.021	-0.136	-0.096
2	19:47:42	82.765%	0.304	0.196	85.571%	0.025	0.021	-0.148	-0.094
3	19:48:25	83.271%	0.103	0.120	86.492%	0.033	0.031	-0.173	-0.109
x		83.108%	0.250	0.187	86.132%	0.030	0.024	-0.152	-0.100
σ		0.297%	0.129	0.063	0.492%	0.004	0.005	0.019	0.008
%RSD		0.358	51.590	33.540	0.572	13.280	21.700	12.300	7.770

Run	Time	115In	118Sn	121Sb	123Sb	135Ba	137Ba	159Tb	165Ho
		ppb	ppb	ppb	ppb	ppb	ppb	ppb	ppb
1	19:46:59	93.534%	0.130	0.024	0.045	0.097	0.084	86.883%	87.145%
2	19:47:42	93.876%	0.084	0.036	0.030	0.113	0.097	88.407%	88.808%
3	19:48:25	94.447%	0.090	0.033	0.047	0.127	0.148	88.905%	90.107%
x		93.952%	0.101	0.031	0.041	0.112	0.110	88.065%	88.686%
σ		0.461%	0.025	0.007	0.009	0.015	0.034	1.054%	1.485%
%RSD		0.491	25.130	21.000	22.680	13.270	30.680	1.197	1.674

Run	Time	203Tl	205Tl	206Pb	207Pb	208Pb	209Bi
		ppb	ppb	ppb	ppb	ppb	ppb
1	19:46:59	0.037	0.034	0.058	0.072	0.061	97.679%
2	19:47:42	0.032	0.027	0.061	0.075	0.060	99.396%
3	19:48:25	0.032	0.030	0.067	0.078	0.070	98.251%
x		0.033	0.030	0.062	0.075	0.063	98.442%
σ		0.003	0.004	0.005	0.003	0.005	0.874%
%RSD		8.681	12.230	7.684	3.844	8.637	0.888

180-19804-C-2-A 4/1/2013 7:51:07 PM

User Pre-dilution: 1.000

Run	Time	6Li	9Be	10B	11B	13C	23Na	25Mg	26Mg
		ppb	ppb	ppb	ppb	ppb	ppb	ppb	ppb
1	19:51:50	55.004%	-0.013	8.246	8.746	0.000	3526.000	13460.000	13320.000
2	19:52:35	56.805%	0.006	7.891	8.442	0.000	3452.000	13180.000	13000.000
3	19:53:18	56.025%	0.006	6.741	7.995	0.000	3564.000	13580.000	13460.000
x		55.944%	-0.000	7.626	8.394	0.000	3514.000	13410.000	13260.000
σ		0.903%	0.011	0.787	0.377	0.000	56.810	204.800	233.000
%RSD		1.614	2981.000	10.310	4.496	0.000	1.617	1.527	1.757

Run	Time	27Al	28Si	37Cl	39K	43Ca	44Ca	45Sc	47Ti
		ppb	ppb	ppb	ppb	ppb	ppb	ppb	ppb
1	19:51:50	21.500	2210.000	0.000	3933.000	49380.000	51580.000	41.481%	0.797
2	19:52:35	21.030	2147.000	0.000	3824.000	49850.000	51510.000	41.821%	0.875
3	19:53:18	21.880	2227.000	0.000	3956.000	50750.000	53130.000	40.831%	1.008
x		21.470	2195.000	0.000	3904.000	50000.000	52070.000	41.377%	0.893
σ		0.425	42.050	0.000	70.380	693.400	916.900	0.503%	0.107
%RSD		1.979	1.916	0.000	1.803	1.387	1.761	1.216	11.940

Run	Time	51V	52Cr	55Mn	56Fe	57Fe	59Co	60Ni	63Cu
		ppb	ppb	ppb	ppb	ppb	ppb	ppb	ppb
1	19:51:50	-0.317	0.945	1464.000	21.050	97.710	2.591	0.522	1.887
2	19:52:35	0.142	0.835	1434.000	18.150	84.380	2.528	0.505	1.774
3	19:53:18	-0.739	0.807	1481.000	20.030	90.270	2.780	0.414	1.699
x		-0.305	0.862	1460.000	19.740	90.790	2.633	0.480	1.787
σ		0.441	0.073	23.880	1.472	6.682	0.131	0.058	0.094
%RSD		144.600	8.443	1.636	7.456	7.360	4.964	12.050	5.279

Run	Time	65Cu	66Zn	68Zn	75As	78Se	82Se	83Kr	88Sr
		ppb	ppb	ppb	ppb	ppb	ppb	ppb	ppb
1	19:51:50	1.252	2.339	2.447	-0.621	0.246	0.591	0.000	135.500
2	19:52:35	1.026	2.416	2.777	-0.698	0.190	0.169	0.000	135.700
3	19:53:18	1.378	2.488	2.544	-0.169	0.315	0.978	0.000	139.800
x		1.219	2.414	2.589	-0.496	0.251	0.579	0.000	137.000
σ		0.179	0.074	0.170	0.285	0.063	0.404	0.000	2.455
%RSD		14.660	3.072	6.551	57.550	25.020	69.770	0.000	1.792

Run	Time	89Y	95Mo	98Mo	103Rh	107Ag	109Ag	111Cd	114Cd
		ppb	ppb	ppb	ppb	ppb	ppb	ppb	ppb
1	19:51:50	45.020%	0.170	0.223	43.347%	-0.003	0.001	-0.072	-0.044
2	19:52:35	45.629%	0.113	0.199	43.793%	0.003	0.008	-0.046	-0.047
3	19:53:18	44.763%	0.086	0.214	42.951%	-0.000	0.001	-0.081	-0.053
x		45.138%	0.123	0.212	43.364%	0.000	0.003	-0.066	-0.048
σ		0.445%	0.042	0.012	0.421%	0.003	0.004	0.018	0.005
%RSD		0.985	34.510	5.779	0.971	9806.000	133.200	27.150	10.190

Run	Time	115In	118Sn	121Sb	123Sb	135Ba	137Ba	159Tb	165Ho
		ppb	ppb	ppb	ppb	ppb	ppb	ppb	ppb
1	19:51:50	46.766%	5.780	0.364	0.328	16.090	15.760	55.005%	55.891%
2	19:52:35	47.148%	5.572	0.334	0.399	16.280	16.090	56.696%	57.147%
3	19:53:18	47.117%	5.330	0.358	0.367	16.830	16.710	55.821%	56.491%
x		47.010%	5.561	0.352	0.365	16.400	16.180	55.841%	56.510%
σ		0.212%	0.225	0.016	0.036	0.384	0.480	0.846%	0.629%
%RSD		0.452	4.053	4.536	9.736	2.339	2.964	1.515	1.112

Run	Time	203Tl	205Tl	206Pb	207Pb	208Pb	209Bi
		ppb	ppb	ppb	ppb	ppb	ppb
1	19:51:50	0.049	0.045	-0.012	-0.024	-0.015	63.026%
2	19:52:35	0.044	0.041	-0.013	-0.010	-0.012	63.966%
3	19:53:18	0.049	0.050	-0.021	-0.007	-0.018	63.300%
x		0.047	0.045	-0.015	-0.014	-0.015	63.431%
σ		0.003	0.005	0.005	0.009	0.003	0.483%
%RSD		6.684	10.960	32.840	65.930	19.210	0.762

180-19804-C-3-A 4/1/2013 7:55:59 PM

User Pre-dilution: 1.000

Run	Time	6Li	9Be	10B	11B	13C	23Na	25Mg	26Mg
		ppb	ppb	ppb	ppb	ppb	ppb	ppb	ppb
1	19:56:42	54.562%	-0.003	5.866	7.009	0.000	2673.000	4021.000	3972.000
2	19:57:26	55.127%	0.107	6.483	6.876	0.000	2646.000	4036.000	3985.000
3	19:58:09	55.285%	0.037	7.198	7.049	0.000	2609.000	3983.000	3917.000
x		54.992%	0.047	6.515	6.978	0.000	2643.000	4013.000	3958.000
σ		0.380%	0.056	0.666	0.091	0.000	32.520	27.380	35.980
%RSD		0.691	118.900	10.230	1.298	0.000	1.231	0.682	0.909

Run	Time	27Al	28Si	37Cl	39K	43Ca	44Ca	45Sc	47Ti
		ppb	ppb	ppb	ppb	ppb	ppb	ppb	ppb
1	19:56:42	4.154	3672.000	0.000	1603.000	12820.000	13800.000	40.051%	1.249
2	19:57:26	4.177	3665.000	0.000	1625.000	13280.000	13800.000	39.817%	1.143
3	19:58:09	4.322	3594.000	0.000	1596.000	13240.000	13840.000	39.999%	0.959
x		4.218	3644.000	0.000	1608.000	13120.000	13810.000	39.956%	1.117
σ		0.091	43.090	0.000	14.870	252.000	25.970	0.123%	0.147
%RSD		2.163	1.183	0.000	0.925	1.921	0.188	0.307	13.150

Run	Time	51V	52Cr	55Mn	56Fe	57Fe	59Co	60Ni	63Cu
		ppb	ppb	ppb	ppb	ppb	ppb	ppb	ppb
1	19:56:42	-1.109	0.730	433.600	145.400	164.800	7.476	1.722	5.306
2	19:57:26	0.180	0.693	438.900	146.300	171.400	7.471	1.749	5.431
3	19:58:09	-0.126	0.779	434.700	144.400	166.500	7.237	1.664	5.317
x		-0.352	0.734	435.700	145.400	167.600	7.395	1.712	5.351
σ		0.673	0.043	2.831	0.974	3.450	0.137	0.043	0.069
%RSD		191.400	5.848	0.650	0.670	2.059	1.848	2.538	1.298

Run	Time	65Cu	66Zn	68Zn	75As	78Se	82Se	83Kr	88Sr
		ppb	ppb	ppb	ppb	ppb	ppb	ppb	ppb
1	19:56:42	5.188	151.600	151.200	-0.428	-0.140	0.044	0.000	37.110
2	19:57:26	4.973	151.500	152.000	-0.790	-0.532	-0.282	0.000	37.170
3	19:58:09	5.032	150.000	153.500	-0.788	-0.225	-0.444	0.000	36.990
x		5.064	151.000	152.200	-0.669	-0.299	-0.227	0.000	37.090
σ		0.111	0.908	1.171	0.208	0.206	0.249	0.000	0.093
%RSD		2.188	0.601	0.769	31.190	69.030	109.300	0.000	0.250

Run	Time	89Y	95Mo	98Mo	103Rh	107Ag	109Ag	111Cd	114Cd
		ppb	ppb	ppb	ppb	ppb	ppb	ppb	ppb
1	19:56:42	46.972%	-0.058	0.012	42.395%	0.001	0.003	0.232	0.243
2	19:57:26	47.587%	-0.073	-0.051	42.846%	0.002	0.004	0.157	0.176
3	19:58:09	47.954%	-0.081	-0.055	43.012%	0.002	0.005	0.289	0.252
x		47.504%	-0.071	-0.031	42.751%	0.002	0.004	0.226	0.224
σ		0.496%	0.012	0.038	0.319%	0.001	0.001	0.066	0.041
%RSD		1.044	16.490	119.800	0.747	31.850	24.500	29.220	18.560

Run	Time	115In	118Sn	121Sb	123Sb	135Ba	137Ba	159Tb	165Ho
		ppb	ppb	ppb	ppb	ppb	ppb	ppb	ppb
1	19:56:42	45.112%	4.982	0.253	0.287	19.530	19.810	53.535%	54.412%
2	19:57:26	46.512%	4.836	0.333	0.317	19.500	19.300	55.496%	56.252%
3	19:58:09	46.679%	4.647	0.283	0.326	19.830	19.670	55.908%	56.574%
x		46.101%	4.822	0.290	0.310	19.620	19.590	54.980%	55.746%
σ		0.860%	0.168	0.041	0.020	0.185	0.264	1.268%	1.167%
%RSD		1.866	3.486	14.040	6.531	0.945	1.347	2.307	2.093

Run	Time	203Tl	205Tl	206Pb	207Pb	208Pb	209Bi
		ppb	ppb	ppb	ppb	ppb	ppb
1	19:56:42	0.036	0.029	0.050	0.041	0.044	61.771%
2	19:57:26	0.033	0.037	0.054	0.071	0.056	63.746%
3	19:58:09	0.038	0.040	0.048	0.059	0.056	63.421%
x		0.036	0.035	0.051	0.057	0.052	62.979%
σ		0.002	0.005	0.003	0.015	0.007	1.059%
%RSD		6.839	15.010	5.953	25.860	13.320	1.682

180-19804-B-4-A 4/1/2013 8:00:50 PM

User Pre-dilution: 1.000

Run	Time	6Li	9Be	10B	11B	13C	23Na	25Mg	26Mg
		ppb	ppb	ppb	ppb	ppb	ppb	ppb	ppb
1	20:01:34	54.762%	-0.003	5.039	6.235	0.000	2360.000	3354.000	3317.000
2	20:02:17	55.597%	0.017	6.850	6.161	0.000	2276.000	3253.000	3199.000
3	20:03:00	55.794%	0.016	6.555	6.208	0.000	2290.000	3291.000	3250.000
x		55.384%	0.010	6.148	6.201	0.000	2309.000	3299.000	3256.000
σ		0.548%	0.011	0.972	0.037	0.000	44.810	50.940	59.280
%RSD		0.989	113.600	15.800	0.604	0.000	1.941	1.544	1.821

Run	Time	27Al	28Si	37Cl	39K	43Ca	44Ca	45Sc	47Ti
		ppb	ppb	ppb	ppb	ppb	ppb	ppb	ppb
1	20:01:34	3.999	3531.000	0.000	1437.000	11270.000	12030.000	39.708%	1.192
2	20:02:17	3.798	3393.000	0.000	1396.000	11600.000	11900.000	39.847%	1.165
3	20:03:00	3.883	3436.000	0.000	1417.000	11490.000	12050.000	39.595%	1.240
x		3.893	3453.000	0.000	1416.000	11450.000	11990.000	39.717%	1.199
σ		0.101	70.480	0.000	20.470	167.000	78.660	0.126%	0.038
%RSD		2.594	2.041	0.000	1.445	1.458	0.656	0.317	3.194

Run	Time	51V	52Cr	55Mn	56Fe	57Fe	59Co	60Ni	63Cu
		ppb	ppb	ppb	ppb	ppb	ppb	ppb	ppb
1	20:01:34	0.313	0.735	327.500	93.940	113.900	4.879	1.138	5.031
2	20:02:17	0.097	0.715	316.700	89.640	111.200	4.893	1.129	4.738
3	20:03:00	0.095	0.839	323.300	91.860	111.400	4.756	1.190	4.989
x		0.168	0.763	322.500	91.810	112.200	4.842	1.152	4.919
σ		0.125	0.067	5.472	2.153	1.531	0.075	0.033	0.159
%RSD		74.480	8.765	1.697	2.344	1.365	1.555	2.871	3.222

Run	Time	65Cu	66Zn	68Zn	75As	78Se	82Se	83Kr	88Sr
		ppb	ppb	ppb	ppb	ppb	ppb	ppb	ppb
1	20:01:34	4.417	122.500	123.500	-0.337	-0.476	0.286	0.000	33.010
2	20:02:17	4.653	118.200	118.100	-0.902	-0.213	-0.090	0.000	32.500
3	20:03:00	4.236	121.900	125.200	-0.400	-0.567	-0.216	0.000	33.680
x		4.435	120.900	122.200	-0.546	-0.418	-0.007	0.000	33.060
σ		0.209	2.320	3.721	0.310	0.184	0.261	0.000	0.589
%RSD		4.705	1.920	3.044	56.710	43.940	3914.000	0.000	1.782

Run	Time	89Y	95Mo	98Mo	103Rh	107Ag	109Ag	111Cd	114Cd
		ppb	ppb	ppb	ppb	ppb	ppb	ppb	ppb
1	20:01:34	46.574%	-0.125	-0.100	42.536%	-0.000	-0.002	0.122	0.160
2	20:02:17	47.683%	-0.096	-0.115	43.518%	0.003	0.010	0.151	0.171
3	20:03:00	47.198%	-0.048	-0.104	43.210%	-0.001	0.002	0.142	0.185
x		47.152%	-0.090	-0.106	43.088%	0.000	0.003	0.138	0.172
σ		0.556%	0.039	0.008	0.502%	0.002	0.006	0.015	0.013
%RSD		1.180	43.520	7.250	1.166	492.100	173.600	10.510	7.273

Run	Time	115In	118Sn	121Sb	123Sb	135Ba	137Ba	159Tb	165Ho
		ppb	ppb	ppb	ppb	ppb	ppb	ppb	ppb
1	20:01:34	45.709%	4.311	0.286	0.305	17.320	17.560	54.485%	55.005%
2	20:02:17	47.307%	4.271	0.251	0.266	17.210	16.900	56.206%	57.524%
3	20:03:00	47.279%	4.058	0.272	0.299	17.650	17.650	56.128%	56.935%
x		46.765%	4.213	0.269	0.290	17.390	17.370	55.606%	56.488%
σ		0.915%	0.136	0.018	0.021	0.230	0.414	0.972%	1.318%
%RSD		1.956	3.226	6.501	7.184	1.325	2.382	1.748	2.333

Run	Time	203Tl	205Tl	206Pb	207Pb	208Pb	209Bi
		ppb	ppb	ppb	ppb	ppb	ppb
1	20:01:34	0.026	0.022	-0.021	-0.027	-0.023	63.428%
2	20:02:17	0.026	0.024	-0.019	-0.017	-0.021	65.606%
3	20:03:00	0.038	0.029	-0.025	-0.019	-0.021	64.739%
x		0.030	0.025	-0.022	-0.021	-0.022	64.591%
σ		0.007	0.004	0.003	0.005	0.001	1.096%
%RSD		23.970	15.070	14.690	25.200	5.569	1.697

180-19804-B-5-A 4/1/2013 8:05:40 PM

User Pre-dilution: 1.000

Run	Time	6Li	9Be	10B	11B	13C	23Na	25Mg	26Mg
		ppb	ppb	ppb	ppb	ppb	ppb	ppb	ppb
1	20:06:23	53.960%	-0.003	5.370	6.099	0.000	2387.000	3644.000	3567.000
2	20:07:06	55.171%	0.047	5.073	5.905	0.000	2335.000	3566.000	3539.000
3	20:07:50	54.793%	-0.003	5.082	5.781	0.000	2326.000	3582.000	3547.000
x		54.642%	0.014	5.175	5.928	0.000	2349.000	3597.000	3551.000
σ		0.620%	0.029	0.169	0.160	0.000	32.740	40.890	14.280
%RSD		1.134	210.600	3.267	2.700	0.000	1.394	1.137	0.402

Run	Time	27Al	28Si	37Cl	39K	43Ca	44Ca	45Sc	47Ti
		ppb	ppb	ppb	ppb	ppb	ppb	ppb	ppb
1	20:06:23	3.365	3640.000	0.000	1522.000	12450.000	12990.000	39.317%	1.091
2	20:07:06	3.181	3579.000	0.000	1520.000	12700.000	13050.000	39.703%	0.945
3	20:07:50	3.274	3537.000	0.000	1519.000	12720.000	13030.000	39.198%	0.751
x		3.273	3585.000	0.000	1521.000	12620.000	13020.000	39.406%	0.929
σ		0.092	51.500	0.000	1.716	151.900	30.650	0.264%	0.171
%RSD		2.822	1.436	0.000	0.113	1.203	0.235	0.669	18.340

Run	Time	51V	52Cr	55Mn	56Fe	57Fe	59Co	60Ni	63Cu
		ppb	ppb	ppb	ppb	ppb	ppb	ppb	ppb
1	20:06:23	0.037	0.684	374.700	83.210	103.800	6.430	1.269	4.387
2	20:07:06	-0.577	0.748	372.500	81.980	102.100	6.155	1.375	4.288
3	20:07:50	0.357	0.784	373.900	81.730	101.200	6.244	1.419	4.165
x		-0.061	0.739	373.700	82.310	102.300	6.276	1.354	4.280
σ		0.474	0.051	1.116	0.790	1.308	0.140	0.077	0.111
%RSD		777.400	6.842	0.299	0.960	1.278	2.237	5.678	2.596

Run	Time	65Cu	66Zn	68Zn	75As	78Se	82Se	83Kr	88Sr
		ppb	ppb	ppb	ppb	ppb	ppb	ppb	ppb
1	20:06:23	4.048	139.000	140.300	-0.985	-0.392	-0.002	0.000	36.410
2	20:07:06	3.948	136.400	139.100	0.559	-0.413	-0.129	0.000	36.430
3	20:07:50	4.023	136.700	137.500	-0.117	-0.590	0.069	0.000	36.670
x		4.006	137.400	138.900	-0.181	-0.465	-0.020	0.000	36.500
σ		0.052	1.446	1.402	0.774	0.109	0.100	0.000	0.145
%RSD		1.301	1.053	1.009	428.100	23.410	491.300	0.000	0.398

Run	Time	89Y	95Mo	98Mo	103Rh	107Ag	109Ag	111Cd	114Cd
		ppb	ppb	ppb	ppb	ppb	ppb	ppb	ppb
1	20:06:23	45.593%	-0.150	-0.146	42.275%	0.005	0.001	0.187	0.152
2	20:07:06	45.796%	-0.120	-0.119	42.691%	0.004	0.003	0.205	0.156
3	20:07:50	46.027%	-0.091	-0.137	42.655%	0.006	-0.002	0.108	0.140
x		45.805%	-0.120	-0.134	42.541%	0.005	0.001	0.167	0.149
σ		0.217%	0.029	0.014	0.230%	0.001	0.002	0.052	0.009
%RSD		0.474	24.440	10.220	0.542	12.560	302.200	31.160	5.793

Run	Time	115In	118Sn	121Sb	123Sb	135Ba	137Ba	159Tb	165Ho
		ppb	ppb	ppb	ppb	ppb	ppb	ppb	ppb
1	20:06:23	45.900%	3.521	0.259	0.263	17.570	17.600	53.960%	54.808%
2	20:07:06	46.357%	3.638	0.238	0.249	17.950	18.230	55.670%	56.663%
3	20:07:50	46.854%	3.597	0.240	0.260	18.460	17.860	55.752%	56.781%
x		46.370%	3.586	0.246	0.257	17.990	17.900	55.127%	56.084%
σ		0.477%	0.059	0.012	0.008	0.449	0.321	1.012%	1.107%
%RSD		1.029	1.656	4.880	2.952	2.494	1.793	1.835	1.973

Run	Time	203Tl	205Tl	206Pb	207Pb	208Pb	209Bi
		ppb	ppb	ppb	ppb	ppb	ppb
1	20:06:23	0.031	0.028	-0.031	-0.024	-0.027	63.156%
2	20:07:06	0.033	0.025	-0.029	-0.030	-0.027	64.213%
3	20:07:50	0.032	0.021	-0.027	-0.026	-0.028	64.353%
x		0.032	0.025	-0.029	-0.026	-0.027	63.907%
σ		0.001	0.003	0.002	0.003	0.000	0.655%
%RSD		2.889	14.120	6.742	12.270	1.463	1.024

180-19804-B-6-A 4/1/2013 8:10:31 PM

User Pre-dilution: 1.000

Run	Time	6Li	9Be	10B	11B	13C	23Na	25Mg	26Mg
		ppb	ppb	ppb	ppb	ppb	ppb	ppb	ppb
1	20:11:14	54.169%	0.048	6.237	5.514	0.000	2396.000	3362.000	3319.000
2	20:11:57	54.541%	0.027	5.455	5.867	0.000	2375.000	3360.000	3311.000
3	20:12:40	55.334%	0.017	5.027	5.433	0.000	2349.000	3338.000	3301.000
x		54.681%	0.031	5.573	5.605	0.000	2373.000	3353.000	3310.000
σ		0.595%	0.016	0.613	0.231	0.000	23.120	13.320	8.971
%RSD		1.089	51.840	11.000	4.116	0.000	0.974	0.397	0.271

Run	Time	27Al	28Si	37Cl	39K	43Ca	44Ca	45Sc	47Ti
		ppb	ppb	ppb	ppb	ppb	ppb	ppb	ppb
1	20:11:14	5.087	3628.000	0.000	1468.000	11500.000	12280.000	39.675%	0.899
2	20:11:57	5.255	3559.000	0.000	1470.000	12020.000	12270.000	39.465%	1.108
3	20:12:40	5.231	3537.000	0.000	1458.000	11620.000	12210.000	39.520%	0.699
x		5.191	3575.000	0.000	1465.000	11710.000	12250.000	39.553%	0.902
σ		0.091	47.200	0.000	5.997	267.300	37.750	0.109%	0.204
%RSD		1.750	1.320	0.000	0.409	2.282	0.308	0.275	22.670

Run	Time	51V	52Cr	55Mn	56Fe	57Fe	59Co	60Ni	63Cu
		ppb	ppb	ppb	ppb	ppb	ppb	ppb	ppb
1	20:11:14	0.331	0.681	316.500	59.990	75.980	5.612	1.192	5.223
2	20:11:57	0.081	0.856	315.600	59.500	77.650	5.445	1.274	5.154
3	20:12:40	0.137	0.861	317.300	60.100	80.010	5.685	1.132	5.652
x		0.183	0.799	316.500	59.860	77.880	5.581	1.199	5.343
σ		0.131	0.102	0.879	0.320	2.024	0.123	0.071	0.270
%RSD		71.440	12.770	0.278	0.534	2.598	2.204	5.935	5.050

Run	Time	65Cu	66Zn	68Zn	75As	78Se	82Se	83Kr	88Sr
		ppb	ppb	ppb	ppb	ppb	ppb	ppb	ppb
1	20:11:14	5.070	114.100	116.500	-0.599	-0.650	-0.259	0.000	32.850
2	20:11:57	5.074	114.500	114.800	-0.929	-0.495	-0.185	0.000	33.140
3	20:12:40	5.040	117.900	117.800	-0.815	-0.583	-0.076	0.000	33.170
x		5.061	115.500	116.400	-0.781	-0.576	-0.173	0.000	33.050
σ		0.018	2.084	1.503	0.168	0.078	0.092	0.000	0.174
%RSD		0.362	1.804	1.292	21.460	13.540	53.230	0.000	0.526

Run	Time	89Y	95Mo	98Mo	103Rh	107Ag	109Ag	111Cd	114Cd
		ppb	ppb	ppb	ppb	ppb	ppb	ppb	ppb
1	20:11:14	47.532%	-0.177	-0.198	42.462%	-0.004	0.002	0.143	0.197
2	20:11:57	48.173%	-0.218	-0.189	42.930%	0.006	-0.003	0.123	0.168
3	20:12:40	48.244%	-0.163	-0.131	42.999%	0.002	0.001	0.146	0.163
x		47.983%	-0.186	-0.173	42.797%	0.001	-0.000	0.138	0.176
σ		0.393%	0.029	0.036	0.292%	0.005	0.003	0.013	0.018
%RSD		0.818	15.470	21.000	0.683	355.400	13140.000	9.127	10.320

Run	Time	115In	118Sn	121Sb	123Sb	135Ba	137Ba	159Tb	165Ho
		ppb	ppb	ppb	ppb	ppb	ppb	ppb	ppb
1	20:11:14	45.647%	3.257	0.256	0.263	17.790	18.090	55.010%	55.495%
2	20:11:57	46.577%	3.230	0.284	0.272	18.150	17.740	55.709%	56.979%
3	20:12:40	46.951%	3.149	0.229	0.228	17.880	17.820	56.143%	57.174%
x		46.392%	3.212	0.256	0.254	17.940	17.880	55.621%	56.549%
σ		0.671%	0.056	0.027	0.023	0.191	0.180	0.572%	0.918%
%RSD		1.447	1.756	10.670	9.201	1.067	1.008	1.028	1.624

Run	Time	203Tl	205Tl	206Pb	207Pb	208Pb	209Bi
		ppb	ppb	ppb	ppb	ppb	ppb
1	20:11:14	0.026	0.024	-0.011	-0.018	-0.019	63.366%
2	20:11:57	0.015	0.022	-0.016	-0.013	-0.018	64.112%
3	20:12:40	0.029	0.024	-0.018	-0.017	-0.020	64.304%
x		0.023	0.023	-0.015	-0.016	-0.019	63.927%
σ		0.007	0.001	0.004	0.002	0.001	0.496%
%RSD		30.180	4.375	23.790	15.460	5.219	0.776

180-19804-B-7-A 4/1/2013 8:15:23 PM

User Pre-dilution: 1.000

Run	Time	6Li	9Be	10B	11B	13C	23Na	25Mg	26Mg
		ppb	ppb	ppb	ppb	ppb	ppb	ppb	ppb
1	20:16:06	55.272%	0.007	5.305	5.035	0.000	2101.000	2299.000	2263.000
2	20:16:49	54.274%	-0.013	5.904	5.499	0.000	2227.000	2422.000	2403.000
3	20:17:32	54.904%	0.058	4.866	5.283	0.000	2118.000	2326.000	2279.000
x		54.817%	0.017	5.358	5.273	0.000	2148.000	2349.000	2315.000
σ		0.505%	0.036	0.521	0.232	0.000	68.220	64.210	76.830
%RSD		0.921	213.500	9.729	4.401	0.000	3.175	2.734	3.319

Run	Time	27Al	28Si	37Cl	39K	43Ca	44Ca	45Sc	47Ti
		ppb	ppb	ppb	ppb	ppb	ppb	ppb	ppb
1	20:16:06	13.310	3673.000	0.000	1192.000	7213.000	7388.000	39.950%	1.074
2	20:16:49	14.620	3836.000	0.000	1272.000	7463.000	7851.000	38.120%	1.197
3	20:17:32	13.010	3613.000	0.000	1214.000	7298.000	7556.000	38.881%	0.989
x		13.650	3707.000	0.000	1226.000	7325.000	7598.000	38.984%	1.087
σ		0.858	115.600	0.000	41.490	127.100	234.700	0.919%	0.105
%RSD		6.288	3.119	0.000	3.383	1.735	3.089	2.359	9.655

Run	Time	51V	52Cr	55Mn	56Fe	57Fe	59Co	60Ni	63Cu
		ppb	ppb	ppb	ppb	ppb	ppb	ppb	ppb
1	20:16:06	1.397	0.979	173.100	152.200	166.300	3.739	0.829	6.095
2	20:16:49	0.735	1.030	185.000	163.500	174.700	3.840	0.615	6.408
3	20:17:32	0.399	0.912	177.800	155.800	172.000	3.479	0.667	6.049
x		0.844	0.974	178.600	157.200	171.000	3.686	0.704	6.184
σ		0.508	0.059	5.969	5.776	4.286	0.186	0.112	0.196
%RSD		60.180	6.079	3.342	3.675	2.507	5.052	15.860	3.162

Run	Time	65Cu	66Zn	68Zn	75As	78Se	82Se	83Kr	88Sr
		ppb	ppb	ppb	ppb	ppb	ppb	ppb	ppb
1	20:16:06	5.765	89.720	93.360	-0.444	-0.341	0.094	0.000	23.770
2	20:16:49	6.076	97.380	100.000	-0.650	-0.117	-0.076	0.000	25.710
3	20:17:32	6.027	93.020	96.280	-0.435	-0.240	0.204	0.000	24.810
x		5.956	93.370	96.550	-0.510	-0.233	0.074	0.000	24.760
σ		0.167	3.845	3.342	0.122	0.112	0.141	0.000	0.972
%RSD		2.810	4.118	3.462	23.880	48.200	190.600	0.000	3.926

Run	Time	89Y	95Mo	98Mo	103Rh	107Ag	109Ag	111Cd	114Cd
		ppb	ppb	ppb	ppb	ppb	ppb	ppb	ppb
1	20:16:06	45.538%	-0.145	-0.151	43.059%	0.001	0.001	0.113	0.153
2	20:16:49	44.434%	-0.157	-0.162	41.759%	-0.001	0.005	0.107	0.150
3	20:17:32	45.313%	-0.177	-0.148	43.114%	-0.006	-0.004	0.113	0.154
x		45.095%	-0.160	-0.154	42.644%	-0.002	0.000	0.111	0.153
σ		0.583%	0.016	0.007	0.767%	0.004	0.004	0.003	0.002
%RSD		1.294	10.100	4.849	1.798	168.300	1008.000	2.788	1.442

Run	Time	115In	118Sn	121Sb	123Sb	135Ba	137Ba	159Tb	165Ho
		ppb	ppb	ppb	ppb	ppb	ppb	ppb	ppb
1	20:16:06	46.322%	2.697	0.143	0.144	16.860	16.720	54.879%	56.122%
2	20:16:49	45.666%	3.002	0.153	0.175	18.310	18.420	54.313%	55.327%
3	20:17:32	47.155%	2.878	0.138	0.163	17.620	17.200	55.928%	56.919%
x		46.381%	2.859	0.145	0.161	17.600	17.440	55.040%	56.123%
σ		0.746%	0.153	0.008	0.016	0.726	0.875	0.819%	0.796%
%RSD		1.609	5.359	5.232	9.674	4.124	5.013	1.488	1.418

Run	Time	203Tl	205Tl	206Pb	207Pb	208Pb	209Bi
		ppb	ppb	ppb	ppb	ppb	ppb
1	20:16:06	0.013	0.012	0.002	0.003	0.003	65.198%
2	20:16:49	0.014	0.012	0.018	0.004	0.012	61.335%
3	20:17:32	0.016	0.013	-0.004	0.017	0.005	65.553%
x		0.014	0.012	0.005	0.008	0.007	64.028%
σ		0.002	0.001	0.012	0.008	0.005	2.340%
%RSD		13.710	6.728	213.800	96.230	73.760	3.654

180-19804-C-8-A 4/1/2013 8:20:14 PM

User Pre-dilution: 1.000

Run	Time	6Li	9Be	10B	11B	13C	23Na	25Mg	26Mg
		ppb	ppb	ppb	ppb	ppb	ppb	ppb	ppb
1	20:20:58	54.769%	0.037	4.801	5.280	0.000	2003.000	2273.000	2244.000
2	20:21:41	54.566%	0.007	4.390	5.113	0.000	1995.000	2290.000	2252.000
3	20:22:24	55.159%	0.007	5.115	4.776	0.000	1997.000	2282.000	2233.000
x		54.832%	0.017	4.768	5.057	0.000	1998.000	2282.000	2243.000
σ		0.302%	0.018	0.364	0.257	0.000	4.505	8.579	9.574
%RSD		0.550	102.600	7.624	5.075	0.000	0.225	0.376	0.427

Run	Time	27Al	28Si	37Cl	39K	43Ca	44Ca	45Sc	47Ti
		ppb	ppb	ppb	ppb	ppb	ppb	ppb	ppb
1	20:20:58	8.003	3596.000	0.000	1167.000	6988.000	7297.000	39.164%	0.936
2	20:21:41	7.763	3587.000	0.000	1170.000	6878.000	7230.000	39.235%	0.797
3	20:22:24	7.662	3577.000	0.000	1162.000	7111.000	7296.000	39.444%	0.815
x		7.810	3587.000	0.000	1166.000	6992.000	7274.000	39.281%	0.849
σ		0.175	9.407	0.000	4.248	116.700	38.370	0.146%	0.076
%RSD		2.244	0.262	0.000	0.364	1.668	0.527	0.371	8.904

Run	Time	51V	52Cr	55Mn	56Fe	57Fe	59Co	60Ni	63Cu
		ppb	ppb	ppb	ppb	ppb	ppb	ppb	ppb
1	20:20:58	1.142	0.892	169.800	159.700	178.700	2.544	0.571	6.850
2	20:21:41	0.438	1.013	171.200	159.800	167.300	2.619	0.780	6.482
3	20:22:24	0.721	0.978	171.000	159.700	175.400	2.635	0.589	6.217
x		0.767	0.961	170.700	159.700	173.800	2.599	0.647	6.516
σ		0.354	0.062	0.741	0.062	5.901	0.048	0.116	0.318
%RSD		46.190	6.481	0.434	0.039	3.395	1.864	17.930	4.879

Run	Time	65Cu	66Zn	68Zn	75As	78Se	82Se	83Kr	88Sr
		ppb	ppb	ppb	ppb	ppb	ppb	ppb	ppb
1	20:20:58	6.685	90.910	94.160	-0.200	-0.278	-0.383	0.000	23.210
2	20:21:41	6.269	91.450	94.080	-0.562	-0.161	0.725	0.000	23.260
3	20:22:24	6.513	91.190	92.820	-0.482	-0.486	-0.391	0.000	23.560
x		6.489	91.180	93.690	-0.415	-0.308	-0.016	0.000	23.350
σ		0.209	0.268	0.755	0.191	0.165	0.642	0.000	0.190
%RSD		3.218	0.294	0.806	45.960	53.570	3957.000	0.000	0.814

Run	Time	89Y	95Mo	98Mo	103Rh	107Ag	109Ag	111Cd	114Cd
		ppb	ppb	ppb	ppb	ppb	ppb	ppb	ppb
1	20:20:58	45.176%	-0.240	-0.166	42.482%	-0.006	-0.002	0.138	0.153
2	20:21:41	45.789%	-0.138	-0.144	42.816%	-0.004	0.002	0.076	0.118
3	20:22:24	45.686%	-0.192	-0.200	43.200%	0.002	0.003	0.108	0.144
x		45.550%	-0.190	-0.170	42.833%	-0.003	0.001	0.107	0.138
σ		0.328%	0.051	0.028	0.359%	0.004	0.002	0.031	0.018
%RSD		0.720	27.000	16.610	0.839	158.200	216.800	28.930	13.110

Run	Time	115In	118Sn	121Sb	123Sb	135Ba	137Ba	159Tb	165Ho
		ppb	ppb	ppb	ppb	ppb	ppb	ppb	ppb
1	20:20:58	46.247%	2.816	0.192	0.243	16.930	16.730	54.477%	55.689%
2	20:21:41	47.015%	2.689	0.166	0.212	16.110	16.020	55.997%	56.760%
3	20:22:24	47.285%	2.726	0.181	0.171	16.470	16.160	56.152%	57.466%
x		46.849%	2.744	0.179	0.208	16.500	16.300	55.542%	56.638%
σ		0.538%	0.065	0.013	0.036	0.410	0.379	0.926%	0.895%
%RSD		1.149	2.373	7.211	17.330	2.485	2.322	1.667	1.580

Run	Time	203Tl	205Tl	206Pb	207Pb	208Pb	209Bi
		ppb	ppb	ppb	ppb	ppb	ppb
1	20:20:58	0.014	0.012	-0.015	-0.002	-0.013	64.351%
2	20:21:41	0.016	0.012	-0.015	0.002	-0.016	64.708%
3	20:22:24	0.019	0.011	-0.018	-0.013	-0.016	65.702%
x		0.017	0.012	-0.016	-0.004	-0.015	64.920%
σ		0.003	0.001	0.002	0.008	0.002	0.700%
%RSD		15.410	6.247	12.830	181.700	12.580	1.078

180-19804-C-8-A SD@5 4/1/2013 8:25:05 PM

User Pre-dilution: 1.000

Run	Time	6Li	9Be	10B	11B	13C	23Na	25Mg	26Mg
		ppb	ppb	ppb	ppb	ppb	ppb	ppb	ppb
1	20:25:48	53.567%	0.007	1.768	2.199	0.000	428.000	467.900	467.000
2	20:26:31	53.502%	0.007	1.918	1.992	0.000	426.200	470.700	464.700
3	20:27:14	52.566%	-0.013	2.429	2.007	0.000	426.600	470.000	462.500
x		53.212%	0.001	2.038	2.066	0.000	426.900	469.500	464.800
σ		0.560%	0.012	0.347	0.115	0.000	0.954	1.441	2.260
%RSD		1.052	1820.000	17.010	5.584	0.000	0.223	0.307	0.486

Run	Time	27Al	28Si	37Cl	39K	43Ca	44Ca	45Sc	47Ti
		ppb	ppb	ppb	ppb	ppb	ppb	ppb	ppb
1	20:25:48	1.088	771.200	0.000	234.300	1308.000	1452.000	42.859%	0.141
2	20:26:31	1.078	759.300	0.000	232.000	1374.000	1489.000	42.274%	0.228
3	20:27:14	1.042	752.700	0.000	228.600	1366.000	1455.000	42.377%	0.143
x		1.069	761.100	0.000	231.600	1349.000	1465.000	42.504%	0.170
σ		0.024	9.392	0.000	2.892	36.140	20.490	0.312%	0.050
%RSD		2.240	1.234	0.000	1.248	2.678	1.398	0.735	29.290

Run	Time	51V	52Cr	55Mn	56Fe	57Fe	59Co	60Ni	63Cu
		ppb	ppb	ppb	ppb	ppb	ppb	ppb	ppb
1	20:25:48	-0.060	0.298	34.000	28.460	35.110	0.549	0.094	1.515
2	20:26:31	0.581	0.158	33.940	27.210	34.610	0.522	0.119	1.559
3	20:27:14	-0.050	0.226	33.950	26.990	33.020	0.570	0.155	1.574
x		0.157	0.227	33.960	27.550	34.250	0.547	0.123	1.549
σ		0.367	0.070	0.034	0.793	1.094	0.024	0.031	0.031
%RSD		233.900	30.800	0.100	2.879	3.194	4.406	25.080	1.992

Run	Time	65Cu	66Zn	68Zn	75As	78Se	82Se	83Kr	88Sr
		ppb	ppb	ppb	ppb	ppb	ppb	ppb	ppb
1	20:25:48	1.577	21.130	20.580	-0.255	-0.643	-0.098	0.000	4.741
2	20:26:31	1.322	19.990	20.550	-0.050	-0.381	0.088	0.000	4.690
3	20:27:14	1.574	20.610	20.220	0.085	-0.295	0.358	0.000	4.769
x		1.491	20.580	20.450	-0.073	-0.440	0.116	0.000	4.733
σ		0.146	0.570	0.201	0.171	0.181	0.229	0.000	0.040
%RSD		9.809	2.771	0.983	233.200	41.220	197.500	0.000	0.844

Run	Time	89Y	95Mo	98Mo	103Rh	107Ag	109Ag	111Cd	114Cd
		ppb	ppb	ppb	ppb	ppb	ppb	ppb	ppb
1	20:25:48	46.391%	-0.247	-0.258	46.139%	-0.003	0.003	-0.045	-0.012
2	20:26:31	46.511%	-0.247	-0.224	45.812%	-0.001	0.003	-0.031	-0.017
3	20:27:14	46.277%	-0.254	-0.247	45.951%	-0.001	0.003	-0.089	-0.059
x		46.393%	-0.249	-0.243	45.967%	-0.002	0.003	-0.055	-0.030
σ		0.117%	0.004	0.017	0.164%	0.001	0.000	0.030	0.026
%RSD		0.252	1.531	7.137	0.358	83.840	0.955	55.270	87.130

Run	Time	115In	118Sn	121Sb	123Sb	135Ba	137Ba	159Tb	165Ho
		ppb	ppb	ppb	ppb	ppb	ppb	ppb	ppb
1	20:25:48	48.558%	0.405	0.024	0.014	3.246	3.170	54.610%	55.147%
2	20:26:31	48.453%	0.365	0.042	0.027	3.527	3.229	55.803%	56.231%
3	20:27:14	48.783%	0.347	0.019	0.024	3.389	3.305	56.034%	56.577%
x		48.598%	0.373	0.028	0.022	3.387	3.235	55.482%	55.985%
σ		0.168%	0.030	0.012	0.007	0.141	0.068	0.764%	0.746%
%RSD		0.347	7.926	42.350	32.530	4.161	2.095	1.378	1.332

Run	Time	203Tl	205Tl	206Pb	207Pb	208Pb	209Bi
		ppb	ppb	ppb	ppb	ppb	ppb
1	20:25:48	0.002	0.002	-0.031	-0.033	-0.034	66.008%
2	20:26:31	-0.002	-0.001	-0.037	-0.037	-0.036	66.641%
3	20:27:14	0.005	-0.001	-0.038	-0.030	-0.034	67.462%
x		0.002	0.000	-0.035	-0.033	-0.035	66.704%
σ		0.003	0.002	0.004	0.003	0.001	0.729%
%RSD		188.200	1014.000	10.680	10.270	3.928	1.093

180-19804-C-8-B MS 4/1/2013 8:29:52 PM

User Pre-dilution: 1.000

Run	Time	6Li	9Be	10B	11B	13C	23Na	25Mg	26Mg
		ppb	ppb	ppb	ppb	ppb	ppb	ppb	ppb
1	20:30:35	55.060%	43.840	913.200	933.600	0.000	46480.000	46350.000	45630.000
2	20:31:18	55.760%	44.980	963.200	986.500	0.000	48470.000	48260.000	47460.000
3	20:32:01	57.454%	44.600	924.200	958.300	0.000	46510.000	46170.000	45730.000
x		56.091%	44.470	933.500	959.500	0.000	47160.000	46930.000	46270.000
σ		1.231%	0.577	26.300	26.490	0.000	1139.000	1159.000	1029.000
%RSD		2.195	1.297	2.817	2.761	0.000	2.416	2.471	2.225

Run	Time	27Al	28Si	37Cl	39K	43Ca	44Ca	45Sc	47Ti
		ppb	ppb	ppb	ppb	ppb	ppb	ppb	ppb
1	20:30:35	1646.000	11470.000	0.000	46700.000	51690.000	54100.000	40.456%	897.300
2	20:31:18	1711.000	11810.000	0.000	48760.000	55560.000	57510.000	40.198%	947.100
3	20:32:01	1653.000	11350.000	0.000	46520.000	53020.000	54830.000	41.606%	901.100
x		1670.000	11540.000	0.000	47330.000	53420.000	55480.000	40.753%	915.200
σ		35.630	239.000	0.000	1244.000	1962.000	1797.000	0.749%	27.680
%RSD		2.134	2.071	0.000	2.628	3.672	3.239	1.839	3.025

Run	Time	51V	52Cr	55Mn	56Fe	57Fe	59Co	60Ni	63Cu
		ppb	ppb	ppb	ppb	ppb	ppb	ppb	ppb
1	20:30:35	458.500	182.400	651.200	1103.000	1200.000	437.200	423.700	217.300
2	20:31:18	485.300	193.200	689.200	1161.000	1265.000	461.300	442.700	229.400
3	20:32:01	463.800	183.700	661.800	1109.000	1197.000	442.900	428.800	218.900
x		469.200	186.400	667.400	1124.000	1221.000	447.100	431.700	221.900
σ		14.190	5.893	19.590	31.740	38.270	12.610	9.808	6.559
%RSD		3.023	3.161	2.935	2.823	3.135	2.820	2.272	2.957

Run	Time	65Cu	66Zn	68Zn	75As	78Se	82Se	83Kr	88Sr
		ppb	ppb	ppb	ppb	ppb	ppb	ppb	ppb
1	20:30:35	216.200	515.500	516.300	31.640	8.613	9.042	0.000	941.100
2	20:31:18	229.000	538.800	536.700	32.860	8.077	8.898	0.000	972.000
3	20:32:01	219.800	516.800	522.400	32.680	8.383	7.887	0.000	932.900
x		221.600	523.700	525.100	32.400	8.358	8.609	0.000	948.700
σ		6.613	13.120	10.450	0.658	0.269	0.630	0.000	20.630
%RSD		2.984	2.505	1.990	2.031	3.216	7.314	0.000	2.174

Run	Time	89Y	95Mo	98Mo	103Rh	107Ag	109Ag	111Cd	114Cd
		ppb	ppb	ppb	ppb	ppb	ppb	ppb	ppb
1	20:30:35	46.053%	910.400	939.100	41.579%	46.330	46.810	47.360	41.850
2	20:31:18	46.436%	961.500	997.800	41.841%	48.190	49.210	49.610	45.740
3	20:32:01	47.684%	925.700	950.100	43.274%	45.920	47.170	47.920	42.250
x		46.724%	932.600	962.300	42.231%	46.820	47.730	48.300	43.280
σ		0.853%	26.240	31.240	0.912%	1.212	1.293	1.173	2.143
%RSD		1.826	2.813	3.246	2.160	2.588	2.708	2.429	4.952

Run	Time	115In	118Sn	121Sb	123Sb	135Ba	137Ba	159Tb	165Ho
		ppb	ppb	ppb	ppb	ppb	ppb	ppb	ppb
1	20:30:35	46.020%	1844.000	454.500	450.700	1821.000	1815.000	56.312%	57.016%
2	20:31:18	45.880%	1952.000	478.600	473.500	1927.000	1918.000	56.210%	57.532%
3	20:32:01	48.098%	1848.000	454.200	452.000	1838.000	1830.000	57.950%	59.420%
x		46.666%	1881.000	462.400	458.700	1862.000	1854.000	56.824%	57.989%
σ		1.242%	61.300	13.970	12.830	57.240	55.310	0.977%	1.266%
%RSD		2.662	3.258	3.021	2.797	3.074	2.983	1.719	2.183

Run	Time	203Tl	205Tl	206Pb	207Pb	208Pb	209Bi
		ppb	ppb	ppb	ppb	ppb	ppb
1	20:30:35	40.700	40.660	16.220	17.440	16.680	59.101%
2	20:31:18	44.760	44.670	17.710	18.990	18.190	57.732%
3	20:32:01	43.240	43.140	16.870	18.290	17.420	59.482%
x		42.900	42.820	16.940	18.240	17.430	58.772%
σ		2.049	2.020	0.746	0.775	0.752	0.920%
%RSD		4.776	4.718	4.404	4.249	4.316	1.566

180-19804-C-8-C MSD 4/1/2013 8:34:40 PM

User Pre-dilution: 1.000

Run	Time	6Li	9Be	10B	11B	13C	23Na	25Mg	26Mg
		ppb	ppb	ppb	ppb	ppb	ppb	ppb	ppb
1	20:35:23	57.166%	44.480	928.600	957.200	0.000	46540.000	46650.000	45830.000
2	20:36:06	58.442%	44.080	924.300	959.100	0.000	46280.000	46070.000	45200.000
3	20:36:49	58.556%	44.170	949.800	961.400	0.000	46170.000	45920.000	45500.000
x		58.055%	44.240	934.200	959.200	0.000	46330.000	46220.000	45510.000
σ		0.772%	0.214	13.660	2.075	0.000	190.100	384.600	316.300
%RSD		1.329	0.483	1.462	0.216	0.000	0.410	0.832	0.695

Run	Time	27Al	28Si	37Cl	39K	43Ca	44Ca	45Sc	47Ti
		ppb	ppb	ppb	ppb	ppb	ppb	ppb	ppb
1	20:35:23	1662.000	11540.000	0.000	46660.000	52440.000	54610.000	41.990%	888.800
2	20:36:06	1653.000	11380.000	0.000	46620.000	52910.000	54560.000	42.612%	902.300
3	20:36:49	1651.000	11360.000	0.000	46500.000	52450.000	54870.000	42.683%	895.300
x		1655.000	11430.000	0.000	46600.000	52600.000	54680.000	42.428%	895.500
σ		5.789	99.910	0.000	84.860	269.000	162.000	0.381%	6.718
%RSD		0.350	0.874	0.000	0.182	0.511	0.296	0.898	0.750

Run	Time	51V	52Cr	55Mn	56Fe	57Fe	59Co	60Ni	63Cu
		ppb	ppb	ppb	ppb	ppb	ppb	ppb	ppb
1	20:35:23	464.000	184.200	659.800	1129.000	1235.000	444.900	429.500	221.100
2	20:36:06	465.200	185.300	660.900	1131.000	1234.000	442.900	427.700	219.100
3	20:36:49	463.600	183.700	665.200	1142.000	1220.000	444.000	425.300	219.200
x		464.300	184.400	662.000	1134.000	1230.000	443.900	427.500	219.800
σ		0.822	0.827	2.861	7.178	8.466	1.011	2.081	1.110
%RSD		0.177	0.449	0.432	0.633	0.688	0.228	0.487	0.505

Run	Time	65Cu	66Zn	68Zn	75As	78Se	82Se	83Kr	88Sr
		ppb	ppb	ppb	ppb	ppb	ppb	ppb	ppb
1	20:35:23	219.100	518.800	513.300	32.470	8.173	8.582	0.000	905.700
2	20:36:06	215.900	515.700	524.000	32.350	8.170	8.760	0.000	910.400
3	20:36:49	217.900	519.500	529.000	32.920	8.064	8.634	0.000	916.300
x		217.600	518.000	522.100	32.580	8.135	8.659	0.000	910.800
σ		1.636	2.042	8.014	0.303	0.062	0.091	0.000	5.292
%RSD		0.751	0.394	1.535	0.931	0.763	1.055	0.000	0.581

Run	Time	89Y	95Mo	98Mo	103Rh	107Ag	109Ag	111Cd	114Cd
		ppb	ppb	ppb	ppb	ppb	ppb	ppb	ppb
1	20:35:23	47.722%	912.300	929.000	42.985%	46.260	46.940	47.320	42.780
2	20:36:06	48.592%	916.100	946.500	43.837%	46.580	47.360	48.360	43.160
3	20:36:49	48.922%	920.100	945.500	44.116%	46.460	47.260	48.140	43.140
x		48.412%	916.200	940.300	43.646%	46.430	47.190	47.940	43.030
σ		0.620%	3.892	9.850	0.589%	0.162	0.215	0.548	0.213
%RSD		1.281	0.425	1.048	1.350	0.349	0.455	1.144	0.494

Run	Time	115In	118Sn	121Sb	123Sb	135Ba	137Ba	159Tb	165Ho
		ppb	ppb	ppb	ppb	ppb	ppb	ppb	ppb
1	20:35:23	47.300%	1839.000	454.000	449.100	1841.000	1842.000	56.593%	57.901%
2	20:36:06	48.142%	1855.000	456.600	450.400	1853.000	1845.000	58.518%	59.847%
3	20:36:49	49.062%	1842.000	451.800	450.300	1839.000	1832.000	58.960%	59.982%
x		48.168%	1846.000	454.200	449.900	1844.000	1840.000	58.023%	59.244%
σ		0.882%	8.670	2.389	0.726	7.312	7.137	1.259%	1.164%
%RSD		1.830	0.470	0.526	0.161	0.397	0.388	2.169	1.965

Run	Time	203Tl	205Tl	206Pb	207Pb	208Pb	209Bi
		ppb	ppb	ppb	ppb	ppb	ppb
1	20:35:23	40.880	41.080	16.200	17.460	16.780	60.376%
2	20:36:06	42.300	41.960	16.450	17.600	17.070	61.321%
3	20:36:49	42.260	42.500	16.490	17.810	17.090	61.695%
x		41.810	41.850	16.380	17.620	16.980	61.131%
σ		0.809	0.718	0.157	0.176	0.172	0.680%
%RSD		1.934	1.716	0.956	0.999	1.015	1.112

CCV 781130 4/1/2013 8:39:28 PM QC Status: PASS (Initial: PASS)

User Pre-dilution: 1.000

Run	Time	6Li	9Be	10B	11B	13C	23Na	25Mg	26Mg
		ppb	ppb	ppb	ppb	ppb	ppb	ppb	ppb
1	20:40:11	56.204%	97.160	108.100	110.700	0.000	47830.000	48350.000	48160.000
2	20:40:54	56.977%	97.620	104.100	106.800	0.000	46810.000	47380.000	47510.000
3	20:41:37	57.388%	99.250	105.000	108.500	0.000	47200.000	47930.000	47910.000
x		56.856%	98.006%	105.745%	108.676%	0.000	94.557%	95.779%	95.725%
σ		0.601%	n/a	n/a	n/a	0.000	n/a	n/a	n/a
%RSD		1.057	1.121	1.979	1.773	0.000	1.084	1.020	0.683

Run	Time	27Al	28Si	37Cl	39K	43Ca	44Ca	45Sc	47Ti
		ppb	ppb	ppb	ppb	ppb	ppb	ppb	ppb
1	20:40:11	466.800	4696.000	0.000	49320.000	46330.000	48540.000	48.460%	98.130
2	20:40:54	459.800	4633.000	0.000	48510.000	46380.000	47610.000	49.732%	94.530
3	20:41:37	467.400	4702.000	0.000	48740.000	46470.000	48100.000	50.790%	97.990
x		92.930%	93.534%	0.000	97.716%	92.789%	96.167%	49.661%	96.886%
σ		n/a	n/a	0.000	n/a	n/a	n/a	1.167%	n/a
%RSD		0.908	0.817	0.000	0.853	0.161	0.971	2.350	2.103

Run	Time	51V	52Cr	55Mn	56Fe	57Fe	59Co	60Ni	63Cu
		ppb	ppb	ppb	ppb	ppb	ppb	ppb	ppb
1	20:40:11	96.160	96.570	499.400	26370.000	25350.000	96.140	96.600	97.450
2	20:40:54	95.250	94.680	490.300	25630.000	24860.000	93.990	93.080	96.740
3	20:41:37	94.730	95.640	495.400	25830.000	25200.000	95.260	97.140	97.920
x		95.382%	95.630%	99.008%	103.776%	100.553%	95.130%	95.604%	97.370%
σ		n/a	n/a	n/a	n/a	n/a	n/a	n/a	n/a
%RSD		0.757	0.992	0.917	1.488	1.007	1.139	2.307	0.608

Run	Time	65Cu	66Zn	68Zn	75As	78Se	82Se	83Kr	88Sr
		ppb	ppb	ppb	ppb	ppb	ppb	ppb	ppb
1	20:40:11	99.090	105.800	105.800	96.990	99.360	98.870	0.000	95.230
2	20:40:54	97.350	103.000	105.400	96.070	98.550	96.930	0.000	94.820
3	20:41:37	96.960	106.000	105.800	96.180	98.860	99.860	0.000	95.610
x		97.800%	104.952%	105.681%	96.412%	98.924%	98.554%	0.000	95.222%
σ		n/a	n/a	n/a	n/a	n/a	n/a	0.000	n/a
%RSD		1.161	1.598	0.203	0.519	0.413	1.514	0.000	0.414

Run	Time	89Y	95Mo	98Mo	103Rh	107Ag	109Ag	111Cd	114Cd
		ppb	ppb	ppb	ppb	ppb	ppb	ppb	ppb
1	20:40:11	50.863%	99.300	99.600	49.271%	94.280	94.740	97.760	99.040
2	20:40:54	52.424%	99.220	100.100	51.112%	92.770	94.070	95.820	96.640
3	20:41:37	53.508%	101.500	102.100	51.580%	94.370	95.130	97.260	98.560
x		52.265%	100.012%	100.581%	50.654%	93.805%	94.648%	96.950%	98.080%
σ		1.329%	n/a	n/a	1.220%	n/a	n/a	n/a	n/a
%RSD		2.543	1.297	1.305	2.409	0.954	0.567	1.040	1.296

Run	Time	115In	118Sn	121Sb	123Sb	135Ba	137Ba	159Tb	165Ho
		ppb	ppb	ppb	ppb	ppb	ppb	ppb	ppb
1	20:40:11	51.562%	95.360	95.900	94.740	95.610	94.830	58.307%	58.817%
2	20:40:54	53.013%	95.650	95.390	95.120	93.090	93.350	60.443%	60.929%
3	20:41:37	54.052%	95.180	95.470	95.870	94.280	94.920	61.601%	61.618%
x		52.876%	95.395%	95.587%	95.245%	94.328%	94.368%	60.117%	60.455%
σ		1.251%	n/a	n/a	n/a	n/a	n/a	1.671%	1.459%
%RSD		2.365	0.251	0.288	0.602	1.336	0.933	2.780	2.414

Run	Time	203Tl	205Tl	206Pb	207Pb	208Pb	209Bi
		ppb	ppb	ppb	ppb	ppb	ppb
1	20:40:11	94.650	94.740	95.420	95.290	95.040	54.576%
2	20:40:54	93.670	94.080	94.820	95.590	94.790	56.385%
3	20:41:37	95.300	96.100	96.290	96.800	96.460	56.505%
x		94.542%	94.971%	95.510%	95.891%	95.430%	55.822%
σ		n/a	n/a	n/a	n/a	n/a	1.080%
%RSD		0.869	1.086	0.776	0.834	0.947	1.935

CCB6 4/1/2013 8:44:18 PM QC Status: PASS (Initial: PASS)

User Pre-dilution: 1.000

Run	Time	6Li	9Be	10B	11B	13C	23Na	25Mg	26Mg
		ppb	ppb	ppb	ppb	ppb	ppb	ppb	ppb
1	20:45:01	82.823%	-0.004	7.271	7.923	0.000	18.520	16.740	16.690
2	20:45:44	85.507%	0.027	6.479	7.011	0.000	15.050	17.710	17.480
3	20:46:27	85.848%	-0.004	5.889	6.625	0.000	12.680	18.330	19.030
x		84.726%	0.006	6.546	7.186	0.000	15.410	17.600	17.730
σ		1.657%	0.018	0.694	0.666	0.000	2.939	0.800	1.187
%RSD		1.956	288.400	10.600	9.275	0.000	19.070	4.549	6.695

Run	Time	27Al	28Si	37Cl	39K	43Ca	44Ca	45Sc	47Ti
		ppb	ppb	ppb	ppb	ppb	ppb	ppb	ppb
1	20:45:01	3.234	-1.507	0.000	-3.413	10.090	18.350	83.115%	0.070
2	20:45:44	3.190	-2.166	0.000	-5.399	17.050	17.920	83.267%	0.242
3	20:46:27	3.165	-2.000	0.000	-6.073	20.110	22.700	83.024%	0.135
x		3.196	-1.891	0.000	-4.962	15.750	19.660	83.135%	0.149
σ		0.035	0.342	0.000	1.382	5.134	2.646	0.123%	0.087
%RSD		1.087	18.100	0.000	27.860	32.590	13.460	0.148	58.130

Run	Time	51V	52Cr	55Mn	56Fe	57Fe	59Co	60Ni	63Cu
		ppb	ppb	ppb	ppb	ppb	ppb	ppb	ppb
1	20:45:01	-0.053	0.118	0.267	-5.110	8.518	0.047	0.079	0.334
2	20:45:44	-0.048	0.100	0.281	-5.095	9.368	0.039	0.087	0.202
3	20:46:27	0.007	0.100	0.330	-5.334	9.664	0.046	0.084	0.147
x		-0.031	0.106	0.293	-5.180	9.184	0.044	0.083	0.228
σ		0.034	0.010	0.033	0.134	0.595	0.005	0.004	0.096
%RSD		106.900	9.670	11.410	2.590	6.476	10.510	4.981	42.130

Run	Time	65Cu	66Zn	68Zn	75As	78Se	82Se	83Kr	88Sr
		ppb	ppb	ppb	ppb	ppb	ppb	ppb	ppb
1	20:45:01	0.118	0.366	0.312	-0.417	-1.098	-1.700	0.000	0.086
2	20:45:44	0.107	0.357	0.346	-0.404	-0.924	-1.753	0.000	0.093
3	20:46:27	0.112	0.327	0.375	-0.520	-1.277	-1.669	0.000	0.109
x		0.112	0.350	0.344	-0.447	-1.100	-1.707	0.000	0.096
σ		0.006	0.021	0.031	0.064	0.176	0.042	0.000	0.012
%RSD		5.165	5.891	9.061	14.270	16.030	2.484	0.000	12.190

Run	Time	89Y	95Mo	98Mo	103Rh	107Ag	109Ag	111Cd	114Cd
		ppb	ppb	ppb	ppb	ppb	ppb	ppb	ppb
1	20:45:01	95.089%	0.374	0.480	95.462%	0.031	0.026	-0.132	-0.074
2	20:45:44	96.623%	0.430	0.390	95.581%	0.031	0.029	-0.121	-0.090
3	20:46:27	97.278%	0.213	0.256	96.572%	0.032	0.025	-0.125	-0.068
x		96.330%	0.339	0.375	95.872%	0.031	0.027	-0.126	-0.078
σ		1.124%	0.113	0.113	0.609%	0.001	0.002	0.005	0.012
%RSD		1.167	33.310	29.990	0.636	2.050	8.438	4.206	14.900

Run	Time	115In	118Sn	121Sb	123Sb	135Ba	137Ba	159Tb	165Ho
		ppb	ppb	ppb	ppb	ppb	ppb	ppb	ppb
1	20:45:01	90.898%	0.253	0.049	0.063	0.149	0.170	95.827%	96.031%
2	20:45:44	91.494%	0.245	0.055	0.055	0.236	0.179	97.768%	98.361%
3	20:46:27	92.705%	0.216	0.057	0.070	0.243	0.182	98.616%	99.228%
x		91.699%	0.238	0.054	0.063	0.209	0.177	97.404%	97.873%
σ		0.921%	0.020	0.004	0.008	0.052	0.006	1.430%	1.653%
%RSD		1.004	8.227	8.114	12.270	25.060	3.602	1.468	1.689

Run	Time	203Tl	205Tl	206Pb	207Pb	208Pb	209Bi
		ppb	ppb	ppb	ppb	ppb	ppb
1	20:45:01	0.070	0.068	0.082	0.078	0.071	96.037%
2	20:45:44	0.067	0.066	0.067	0.068	0.070	97.544%
3	20:46:27	0.061	0.062	0.069	0.083	0.070	97.978%
x		0.066	0.065	0.073	0.076	0.070	97.186%
σ		0.005	0.003	0.008	0.007	0.001	1.019%
%RSD		7.351	3.934	10.770	9.831	1.051	1.048

180-19804-C-10-A 4/1/2013 8:49:09 PM

User Pre-dilution: 1.000

Run	Time	6Li	9Be	10B	11B	13C	23Na	25Mg	26Mg
		ppb	ppb	ppb	ppb	ppb	ppb	ppb	ppb
1	20:49:52	56.302%	0.016	11.460	11.630	0.000	2233.000	2249.000	2222.000
2	20:50:35	57.283%	0.006	10.880	10.710	0.000	2173.000	2185.000	2158.000
3	20:51:18	56.292%	0.016	9.775	10.430	0.000	2260.000	2303.000	2266.000
x		56.626%	0.013	10.700	10.920	0.000	2222.000	2246.000	2215.000
σ		0.569%	0.006	0.856	0.628	0.000	44.390	59.030	54.310
%RSD		1.005	47.500	7.999	5.755	0.000	1.998	2.629	2.452

Run	Time	27Al	28Si	37Cl	39K	43Ca	44Ca	45Sc	47Ti
		ppb	ppb	ppb	ppb	ppb	ppb	ppb	ppb
1	20:49:52	13.480	3650.000	0.000	1213.000	7097.000	7301.000	41.735%	1.175
2	20:50:35	13.130	3524.000	0.000	1184.000	6855.000	7208.000	41.700%	1.626
3	20:51:18	13.390	3654.000	0.000	1233.000	7243.000	7529.000	40.872%	1.900
x		13.330	3609.000	0.000	1210.000	7065.000	7346.000	41.436%	1.567
σ		0.181	73.700	0.000	24.580	195.900	165.300	0.488%	0.366
%RSD		1.361	2.042	0.000	2.031	2.773	2.250	1.179	23.380

Run	Time	51V	52Cr	55Mn	56Fe	57Fe	59Co	60Ni	63Cu
		ppb	ppb	ppb	ppb	ppb	ppb	ppb	ppb
1	20:49:52	0.741	0.760	137.500	243.200	257.800	2.006	0.576	2.596
2	20:50:35	1.167	0.687	136.700	239.600	257.400	1.938	0.530	2.452
3	20:51:18	0.348	0.733	143.700	251.600	261.700	2.055	0.640	2.526
x		0.752	0.726	139.300	244.800	259.000	2.000	0.582	2.525
σ		0.410	0.037	3.832	6.144	2.371	0.059	0.055	0.072
%RSD		54.520	5.079	2.752	2.510	0.916	2.942	9.521	2.849

Run	Time	65Cu	66Zn	68Zn	75As	78Se	82Se	83Kr	88Sr
		ppb	ppb	ppb	ppb	ppb	ppb	ppb	ppb
1	20:49:52	2.591	78.860	79.730	0.111	-0.312	0.354	0.000	22.770
2	20:50:35	2.374	77.940	79.980	0.135	-0.310	0.118	0.000	22.510
3	20:51:18	2.428	83.190	82.290	-0.821	-0.552	0.315	0.000	23.550
x		2.464	80.000	80.660	-0.192	-0.391	0.262	0.000	22.940
σ		0.113	2.806	1.414	0.545	0.139	0.127	0.000	0.541
%RSD		4.594	3.508	1.753	284.500	35.570	48.300	0.000	2.358

Run	Time	89Y	95Mo	98Mo	103Rh	107Ag	109Ag	111Cd	114Cd
		ppb	ppb	ppb	ppb	ppb	ppb	ppb	ppb
1	20:49:52	49.436%	0.439	0.430	44.674%	0.002	0.008	0.044	0.090
2	20:50:35	49.821%	0.296	0.424	45.388%	-0.003	0.003	0.094	0.105
3	20:51:18	49.356%	0.364	0.348	44.408%	-0.002	0.005	0.059	0.102
x		49.538%	0.366	0.401	44.823%	-0.001	0.005	0.066	0.099
σ		0.249%	0.071	0.046	0.507%	0.002	0.003	0.026	0.008
%RSD		0.502	19.510	11.420	1.131	233.100	55.680	38.960	8.205

Run	Time	115In	118Sn	121Sb	123Sb	135Ba	137Ba	159Tb	165Ho
		ppb	ppb	ppb	ppb	ppb	ppb	ppb	ppb
1	20:49:52	48.204%	8.314	0.207	0.239	18.100	18.080	56.682%	57.171%
2	20:50:35	49.680%	7.662	0.224	0.210	18.210	17.730	58.871%	59.389%
3	20:51:18	49.060%	6.736	0.191	0.203	18.540	18.550	57.844%	58.747%
x		48.981%	7.570	0.207	0.217	18.280	18.120	57.799%	58.436%
σ		0.741%	0.793	0.016	0.019	0.228	0.411	1.095%	1.141%
%RSD		1.513	10.470	7.812	8.879	1.247	2.266	1.895	1.953

Run	Time	203Tl	205Tl	206Pb	207Pb	208Pb	209Bi
		ppb	ppb	ppb	ppb	ppb	ppb
1	20:49:52	0.046	0.053	-0.002	-0.008	-0.008	66.079%
2	20:50:35	0.062	0.058	-0.004	-0.013	-0.013	67.661%
3	20:51:18	0.060	0.060	-0.004	-0.003	-0.006	66.568%
x		0.056	0.057	-0.003	-0.008	-0.009	66.769%
σ		0.009	0.004	0.001	0.005	0.004	0.810%
%RSD		15.290	6.263	33.200	59.770	38.790	1.213

180-19804-B-11-A 4/1/2013 8:53:58 PM

User Pre-dilution: 1.000

Run	Time	6Li	9Be	10B	11B	13C	23Na	25Mg	26Mg
		ppb	ppb	ppb	ppb	ppb	ppb	ppb	ppb
1	20:54:41	57.116%	0.006	7.728	8.330	0.000	1530.000	2051.000	2004.000
2	20:55:24	56.822%	-0.004	7.084	7.607	0.000	1524.000	2033.000	1999.000
3	20:56:07	56.379%	0.026	7.419	8.106	0.000	1537.000	2044.000	1998.000
x		56.772%	0.009	7.410	8.014	0.000	1530.000	2043.000	2000.000
σ		0.371%	0.015	0.322	0.370	0.000	6.223	9.207	3.201
%RSD		0.653	163.700	4.345	4.621	0.000	0.407	0.451	0.160

Run	Time	27Al	28Si	37Cl	39K	43Ca	44Ca	45Sc	47Ti
		ppb	ppb	ppb	ppb	ppb	ppb	ppb	ppb
1	20:54:41	11.400	3616.000	0.000	1052.000	5731.000	5892.000	41.369%	1.163
2	20:55:24	11.150	3592.000	0.000	1060.000	5746.000	6011.000	41.324%	1.857
3	20:56:07	11.240	3553.000	0.000	1061.000	5805.000	5987.000	41.024%	1.259
x		11.270	3587.000	0.000	1057.000	5761.000	5963.000	41.239%	1.426
σ		0.126	31.620	0.000	5.156	38.690	63.130	0.187%	0.376
%RSD		1.120	0.882	0.000	0.488	0.672	1.059	0.455	26.350

Run	Time	51V	52Cr	55Mn	56Fe	57Fe	59Co	60Ni	63Cu
		ppb	ppb	ppb	ppb	ppb	ppb	ppb	ppb
1	20:54:41	0.435	0.841	140.400	226.600	239.700	1.267	0.456	1.636
2	20:55:24	0.773	0.810	140.600	223.400	240.500	1.289	0.353	1.641
3	20:56:07	0.720	0.716	141.100	223.000	237.700	1.248	0.432	1.591
x		0.643	0.789	140.700	224.400	239.300	1.268	0.414	1.622
σ		0.182	0.065	0.326	1.989	1.432	0.021	0.054	0.027
%RSD		28.280	8.222	0.232	0.886	0.598	1.625	12.980	1.668

Run	Time	65Cu	66Zn	68Zn	75As	78Se	82Se	83Kr	88Sr
		ppb	ppb	ppb	ppb	ppb	ppb	ppb	ppb
1	20:54:41	1.764	31.760	32.050	-0.519	-0.524	-0.160	0.000	17.500
2	20:55:24	1.541	31.660	31.630	-0.576	-0.470	-0.415	0.000	17.640
3	20:56:07	1.471	31.020	31.840	0.027	-0.454	-0.380	0.000	17.450
x		1.592	31.480	31.840	-0.356	-0.482	-0.318	0.000	17.530
σ		0.153	0.402	0.211	0.333	0.037	0.139	0.000	0.100
%RSD		9.625	1.278	0.663	93.490	7.599	43.540	0.000	0.568

Run	Time	89Y	95Mo	98Mo	103Rh	107Ag	109Ag	111Cd	114Cd
		ppb	ppb	ppb	ppb	ppb	ppb	ppb	ppb
1	20:54:41	50.012%	-0.002	0.015	44.508%	-0.004	-0.001	-0.041	-0.027
2	20:55:24	50.287%	0.020	-0.003	44.658%	-0.004	0.003	-0.076	-0.096
3	20:56:07	50.807%	-0.053	-0.006	44.804%	0.003	-0.002	0.034	0.001
x		50.369%	-0.012	0.002	44.656%	-0.002	0.000	-0.028	-0.041
σ		0.404%	0.037	0.011	0.148%	0.004	0.002	0.056	0.050
%RSD		0.802	321.000	595.200	0.332	217.700	3447.000	204.200	122.400

Run	Time	115In	118Sn	121Sb	123Sb	135Ba	137Ba	159Tb	165Ho
		ppb	ppb	ppb	ppb	ppb	ppb	ppb	ppb
1	20:54:41	47.904%	5.153	0.141	0.122	13.520	13.470	56.218%	57.086%
2	20:55:24	49.017%	5.168	0.145	0.180	13.670	13.240	57.825%	58.763%
3	20:56:07	49.147%	4.804	0.136	0.162	13.590	13.750	58.055%	59.577%
x		48.689%	5.042	0.141	0.155	13.590	13.490	57.366%	58.475%
σ		0.683%	0.206	0.005	0.029	0.071	0.257	1.001%	1.270%
%RSD		1.404	4.080	3.452	18.980	0.525	1.908	1.745	2.172

Run	Time	203Tl	205Tl	206Pb	207Pb	208Pb	209Bi
		ppb	ppb	ppb	ppb	ppb	ppb
1	20:54:41	0.037	0.042	-0.006	-0.011	-0.009	65.608%
2	20:55:24	0.045	0.037	-0.005	-0.006	-0.006	67.296%
3	20:56:07	0.028	0.043	-0.021	-0.002	-0.008	67.664%
x		0.037	0.041	-0.011	-0.006	-0.008	66.856%
σ		0.008	0.003	0.009	0.005	0.002	1.096%
%RSD		22.070	7.613	79.850	70.160	19.900	1.640

180-19804-B-12-A 4/1/2013 8:58:47 PM

User Pre-dilution: 1.000

Run	Time	6Li	9Be	10B	11B	13C	23Na	25Mg	26Mg
		ppb	ppb	ppb	ppb	ppb	ppb	ppb	ppb
1	20:59:30	55.998%	0.125	6.644	7.616	0.000	4090.000	2441.000	2413.000
2	21:00:13	56.039%	0.066	6.901	7.533	0.000	4132.000	2465.000	2436.000
3	21:00:56	56.096%	0.036	7.401	7.801	0.000	4059.000	2428.000	2396.000
x		56.044%	0.076	6.982	7.650	0.000	4093.000	2445.000	2415.000
σ		0.049%	0.045	0.385	0.137	0.000	36.610	18.340	20.260
%RSD		0.087	59.970	5.517	1.789	0.000	0.894	0.750	0.839

Run	Time	27Al	28Si	37Cl	39K	43Ca	44Ca	45Sc	47Ti
		ppb	ppb	ppb	ppb	ppb	ppb	ppb	ppb
1	20:59:30	16.340	3563.000	0.000	1518.000	9217.000	9809.000	40.692%	0.878
2	21:00:13	16.940	3577.000	0.000	1542.000	9468.000	9913.000	39.925%	1.254
3	21:00:56	15.720	3536.000	0.000	1526.000	9287.000	9793.000	40.397%	1.106
x		16.330	3559.000	0.000	1529.000	9324.000	9839.000	40.338%	1.079
σ		0.608	21.060	0.000	12.110	129.200	65.190	0.387%	0.189
%RSD		3.724	0.592	0.000	0.792	1.386	0.663	0.959	17.540

Run	Time	51V	52Cr	55Mn	56Fe	57Fe	59Co	60Ni	63Cu
		ppb	ppb	ppb	ppb	ppb	ppb	ppb	ppb
1	20:59:30	-0.396	0.820	104.100	160.100	177.100	2.157	0.735	5.878
2	21:00:13	0.088	0.696	105.200	160.300	177.200	2.250	0.761	5.886
3	21:00:56	0.087	0.776	103.400	158.100	177.600	2.251	0.723	5.727
x		-0.074	0.764	104.200	159.500	177.300	2.219	0.740	5.830
σ		0.280	0.063	0.910	1.235	0.286	0.054	0.019	0.090
%RSD		379.600	8.263	0.873	0.774	0.162	2.433	2.585	1.540

Run	Time	65Cu	66Zn	68Zn	75As	78Se	82Se	83Kr	88Sr
		ppb	ppb	ppb	ppb	ppb	ppb	ppb	ppb
1	20:59:30	5.938	219.400	224.100	0.598	-0.045	0.401	0.000	35.150
2	21:00:13	6.061	221.700	226.100	-0.736	-0.125	0.681	0.000	35.320
3	21:00:56	5.783	220.400	224.100	-0.795	-0.064	0.220	0.000	35.520
x		5.927	220.500	224.800	-0.311	-0.078	0.434	0.000	35.330
σ		0.139	1.123	1.171	0.788	0.042	0.232	0.000	0.186
%RSD		2.350	0.509	0.521	253.500	53.930	53.530	0.000	0.527

Run	Time	89Y	95Mo	98Mo	103Rh	107Ag	109Ag	111Cd	114Cd
		ppb	ppb	ppb	ppb	ppb	ppb	ppb	ppb
1	20:59:30	45.589%	-0.037	0.037	43.929%	0.001	0.002	0.588	0.570
2	21:00:13	46.086%	0.074	-0.025	43.904%	-0.003	-0.001	0.714	0.613
3	21:00:56	46.173%	0.047	0.076	44.322%	-0.002	0.006	0.660	0.627
x		45.949%	0.028	0.029	44.052%	-0.001	0.002	0.654	0.603
σ		0.315%	0.058	0.051	0.234%	0.002	0.003	0.063	0.029
%RSD		0.686	204.200	172.100	0.532	138.600	140.900	9.669	4.880

Run	Time	115In	118Sn	121Sb	123Sb	135Ba	137Ba	159Tb	165Ho
		ppb	ppb	ppb	ppb	ppb	ppb	ppb	ppb
1	20:59:30	47.717%	4.272	0.201	0.180	31.750	31.330	56.338%	57.517%
2	21:00:13	47.850%	4.338	0.203	0.184	32.040	32.130	57.102%	57.843%
3	21:00:56	48.776%	4.011	0.218	0.187	31.810	31.870	57.957%	58.979%
x		48.115%	4.207	0.207	0.184	31.870	31.780	57.133%	58.113%
σ		0.577%	0.173	0.009	0.004	0.152	0.407	0.810%	0.768%
%RSD		1.199	4.108	4.297	2.028	0.477	1.280	1.418	1.321

Run	Time	203Tl	205Tl	206Pb	207Pb	208Pb	209Bi
		ppb	ppb	ppb	ppb	ppb	ppb
1	20:59:30	0.041	0.037	-0.018	-0.020	-0.018	65.169%
2	21:00:13	0.038	0.039	-0.012	-0.012	-0.016	65.050%
3	21:00:56	0.045	0.035	-0.015	-0.001	-0.013	66.855%
x		0.041	0.037	-0.015	-0.011	-0.016	65.691%
σ		0.004	0.002	0.003	0.010	0.003	1.010%
%RSD		8.845	5.143	22.870	87.650	19.050	1.537

180-19804-B-13-A 4/1/2013 9:03:36 PM

User Pre-dilution: 1.000

Run	Time	6Li	9Be	10B	11B	13C	23Na	25Mg	26Mg
		ppb	ppb	ppb	ppb	ppb	ppb	ppb	ppb
1	21:04:19	54.597%	0.017	6.059	7.048	0.000	4520.000	2037.000	2009.000
2	21:05:02	56.243%	0.036	7.009	6.964	0.000	4215.000	1924.000	1895.000
3	21:05:45	56.210%	0.016	6.625	6.587	0.000	4219.000	1938.000	1891.000
x		55.683%	0.023	6.564	6.866	0.000	4318.000	1966.000	1932.000
σ		0.941%	0.011	0.477	0.246	0.000	174.700	61.910	66.710
%RSD		1.690	47.970	7.274	3.578	0.000	4.045	3.149	3.454

Run	Time	27Al	28Si	37Cl	39K	43Ca	44Ca	45Sc	47Ti
		ppb	ppb	ppb	ppb	ppb	ppb	ppb	ppb
1	21:04:19	11.730	3627.000	0.000	1565.000	7304.000	7481.000	39.198%	1.440
2	21:05:02	10.450	3400.000	0.000	1493.000	6853.000	7032.000	40.199%	1.313
3	21:05:45	10.520	3378.000	0.000	1487.000	6758.000	7002.000	40.505%	1.435
x		10.900	3468.000	0.000	1515.000	6972.000	7172.000	39.967%	1.396
σ		0.719	137.800	0.000	43.670	291.500	268.000	0.684%	0.072
%RSD		6.592	3.974	0.000	2.883	4.182	3.737	1.710	5.168

Run	Time	51V	52Cr	55Mn	56Fe	57Fe	59Co	60Ni	63Cu
		ppb	ppb	ppb	ppb	ppb	ppb	ppb	ppb
1	21:04:19	0.329	0.890	74.190	168.700	187.100	1.710	0.409	4.860
2	21:05:02	1.129	0.832	69.450	159.200	170.500	1.580	0.469	4.550
3	21:05:45	0.352	0.954	69.130	157.200	169.600	1.592	0.515	4.500
x		0.603	0.892	70.920	161.700	175.700	1.627	0.464	4.636
σ		0.455	0.061	2.835	6.165	9.896	0.072	0.053	0.195
%RSD		75.450	6.871	3.997	3.812	5.632	4.407	11.380	4.204

Run	Time	65Cu	66Zn	68Zn	75As	78Se	82Se	83Kr	88Sr
		ppb	ppb	ppb	ppb	ppb	ppb	ppb	ppb
1	21:04:19	4.963	68.170	70.520	0.033	-0.390	0.230	0.000	31.910
2	21:05:02	4.507	65.470	67.480	-0.318	-0.361	0.668	0.000	30.310
3	21:05:45	4.386	64.560	65.870	-1.128	-0.504	0.420	0.000	30.400
x		4.619	66.070	67.960	-0.471	-0.418	0.439	0.000	30.880
σ		0.304	1.878	2.359	0.595	0.076	0.219	0.000	0.898
%RSD		6.590	2.843	3.471	126.300	18.110	49.950	0.000	2.908

Run	Time	89Y	95Mo	98Mo	103Rh	107Ag	109Ag	111Cd	114Cd
		ppb	ppb	ppb	ppb	ppb	ppb	ppb	ppb
1	21:04:19	43.914%	-0.091	-0.085	42.545%	0.006	-0.002	0.315	0.320
2	21:05:02	45.791%	-0.138	-0.138	44.412%	-0.001	0.005	0.225	0.298
3	21:05:45	46.198%	-0.136	-0.138	44.604%	0.001	0.002	0.346	0.354
x		45.301%	-0.122	-0.120	43.853%	0.002	0.002	0.295	0.324
σ		1.218%	0.027	0.030	1.137%	0.003	0.003	0.063	0.028
%RSD		2.689	21.970	25.240	2.594	178.200	197.100	21.250	8.648

Run	Time	115In	118Sn	121Sb	123Sb	135Ba	137Ba	159Tb	165Ho
		ppb	ppb	ppb	ppb	ppb	ppb	ppb	ppb
1	21:04:19	46.358%	4.106	0.193	0.209	34.250	33.650	54.282%	55.226%
2	21:05:02	48.199%	3.883	0.177	0.181	33.240	32.080	57.442%	58.719%
3	21:05:45	48.527%	3.825	0.185	0.177	31.790	31.980	58.594%	59.675%
x		47.695%	3.938	0.185	0.189	33.090	32.570	56.773%	57.873%
σ		1.170%	0.149	0.008	0.017	1.237	0.939	2.233%	2.342%
%RSD		2.452	3.772	4.121	9.070	3.737	2.883	3.933	4.047

Run	Time	203Tl	205Tl	206Pb	207Pb	208Pb	209Bi
		ppb	ppb	ppb	ppb	ppb	ppb
1	21:04:19	0.034	0.028	0.001	-0.002	-0.006	62.974%
2	21:05:02	0.030	0.032	-0.012	-0.016	-0.015	65.815%
3	21:05:45	0.029	0.031	-0.004	-0.011	-0.011	66.715%
x		0.031	0.030	-0.005	-0.010	-0.011	65.168%
σ		0.003	0.002	0.007	0.007	0.005	1.953%
%RSD		8.591	6.261	138.200	74.880	42.480	2.996

180-19804-B-14-A 4/1/2013 9:08:26 PM

User Pre-dilution: 1.000

Run	Time	6Li	9Be	10B	11B	13C	23Na	25Mg	26Mg
		ppb	ppb	ppb	ppb	ppb	ppb	ppb	ppb
1	21:09:09	59.821%	0.014	4.901	5.532	0.000	1441.000	695.500	687.900
2	21:09:52	59.115%	-0.014	5.396	5.671	0.000	1466.000	704.500	691.900
3	21:10:35	59.762%	-0.005	5.409	5.261	0.000	1470.000	704.100	691.500
x		59.566%	-0.002	5.235	5.488	0.000	1459.000	701.300	690.500
σ		0.392%	0.014	0.289	0.208	0.000	15.460	5.078	2.223
%RSD		0.658	864.200	5.528	3.796	0.000	1.059	0.724	0.322

Run	Time	27Al	28Si	37Cl	39K	43Ca	44Ca	45Sc	47Ti
		ppb	ppb	ppb	ppb	ppb	ppb	ppb	ppb
1	21:09:09	13.660	3516.000	0.000	918.100	2232.000	2245.000	42.554%	1.092
2	21:09:52	14.170	3529.000	0.000	936.500	2165.000	2319.000	41.975%	1.192
3	21:10:35	14.330	3545.000	0.000	943.800	2208.000	2291.000	41.794%	1.283
x		14.050	3530.000	0.000	932.800	2202.000	2285.000	42.107%	1.189
σ		0.347	14.550	0.000	13.240	34.080	37.430	0.397%	0.096
%RSD		2.468	0.412	0.000	1.419	1.548	1.638	0.943	8.038

Run	Time	51V	52Cr	55Mn	56Fe	57Fe	59Co	60Ni	63Cu
		ppb	ppb	ppb	ppb	ppb	ppb	ppb	ppb
1	21:09:09	1.871	1.312	96.460	196.400	204.200	1.428	0.270	0.772
2	21:09:52	1.777	1.397	98.170	198.700	205.400	1.457	0.298	0.839
3	21:10:35	0.594	1.367	99.300	201.900	217.000	1.565	0.237	0.713
x		1.414	1.359	97.980	199.000	208.800	1.483	0.268	0.775
σ		0.712	0.043	1.431	2.758	7.059	0.072	0.031	0.063
%RSD		50.360	3.178	1.460	1.386	3.380	4.847	11.390	8.117

Run	Time	65Cu	66Zn	68Zn	75As	78Se	82Se	83Kr	88Sr
		ppb	ppb	ppb	ppb	ppb	ppb	ppb	ppb
1	21:09:09	0.812	3.749	3.858	0.534	-0.567	0.395	0.000	13.090
2	21:09:52	0.833	3.581	4.015	-0.508	-0.387	0.070	0.000	13.470
3	21:10:35	0.801	3.976	3.711	0.042	-0.510	0.062	0.000	13.580
x		0.815	3.769	3.861	0.023	-0.488	0.176	0.000	13.380
σ		0.016	0.199	0.152	0.521	0.092	0.190	0.000	0.256
%RSD		1.952	5.271	3.930	2295.000	18.840	107.900	0.000	1.911

Run	Time	89Y	95Mo	98Mo	103Rh	107Ag	109Ag	111Cd	114Cd
		ppb	ppb	ppb	ppb	ppb	ppb	ppb	ppb
1	21:09:09	46.579%	-0.143	-0.175	45.519%	-0.003	0.001	-0.136	-0.091
2	21:09:52	46.795%	-0.175	-0.176	45.748%	-0.001	-0.001	-0.110	-0.096
3	21:10:35	47.150%	-0.149	-0.159	45.979%	-0.004	0.005	-0.089	-0.059
x		46.841%	-0.156	-0.170	45.749%	-0.003	0.002	-0.112	-0.082
σ		0.288%	0.017	0.010	0.230%	0.002	0.003	0.023	0.020
%RSD		0.615	10.970	5.800	0.503	63.200	155.500	20.990	24.710

Run	Time	115In	118Sn	121Sb	123Sb	135Ba	137Ba	159Tb	165Ho
		ppb	ppb	ppb	ppb	ppb	ppb	ppb	ppb
1	21:09:09	49.091%	2.925	0.177	0.181	11.680	11.790	57.663%	58.503%
2	21:09:52	49.844%	3.122	0.154	0.170	12.110	11.610	58.656%	59.825%
3	21:10:35	50.240%	2.987	0.168	0.164	12.150	11.920	58.990%	59.827%
x		49.725%	3.011	0.166	0.172	11.980	11.770	58.436%	59.385%
σ		0.584%	0.101	0.011	0.009	0.260	0.154	0.690%	0.764%
%RSD		1.174	3.348	6.831	5.187	2.169	1.303	1.181	1.286

Run	Time	203Tl	205Tl	206Pb	207Pb	208Pb	209Bi
		ppb	ppb	ppb	ppb	ppb	ppb
1	21:09:09	0.019	0.013	-0.010	-0.009	-0.010	68.232%
2	21:09:52	0.021	0.021	-0.007	-0.008	-0.004	67.630%
3	21:10:35	0.022	0.021	-0.009	-0.014	-0.008	68.312%
x		0.021	0.018	-0.009	-0.010	-0.007	68.058%
σ		0.001	0.004	0.001	0.003	0.003	0.373%
%RSD		6.744	23.110	15.150	28.630	40.110	0.548

180-19804-B-15-A 4/1/2013 9:13:16 PM

User Pre-dilution: 1.000

Run	Time	6Li	9Be	10B	11B	13C	23Na	25Mg	26Mg
		ppb	ppb	ppb	ppb	ppb	ppb	ppb	ppb
1	21:13:59	54.924%	0.088	5.872	5.936	0.000	2603.000	12350.000	12250.000
2	21:14:42	56.330%	0.046	4.526	6.036	0.000	2577.000	12340.000	12210.000
3	21:15:25	56.383%	0.115	5.212	4.780	0.000	2587.000	12420.000	12210.000
x		55.879%	0.083	5.203	5.584	0.000	2589.000	12370.000	12220.000
σ		0.827%	0.035	0.673	0.698	0.000	13.000	43.830	24.790
%RSD		1.480	42.010	12.930	12.500	0.000	0.502	0.354	0.203

Run	Time	27Al	28Si	37Cl	39K	43Ca	44Ca	45Sc	47Ti
		ppb	ppb	ppb	ppb	ppb	ppb	ppb	ppb
1	21:13:59	15.190	2669.000	0.000	3840.000	52830.000	55020.000	39.726%	0.518
2	21:14:42	15.710	2647.000	0.000	3820.000	53740.000	55810.000	39.579%	0.474
3	21:15:25	15.340	2637.000	0.000	3803.000	53250.000	55810.000	39.612%	0.973
x		15.410	2651.000	0.000	3821.000	53270.000	55550.000	39.639%	0.655
σ		0.270	16.610	0.000	18.660	452.300	451.800	0.077%	0.276
%RSD		1.754	0.626	0.000	0.488	0.849	0.813	0.195	42.180

Run	Time	51V	52Cr	55Mn	56Fe	57Fe	59Co	60Ni	63Cu
		ppb	ppb	ppb	ppb	ppb	ppb	ppb	ppb
1	21:13:59	0.927	0.888	1651.000	31.670	111.900	28.740	5.009	29.120
2	21:14:42	0.162	0.949	1661.000	31.660	105.100	28.780	5.321	29.160
3	21:15:25	0.268	0.877	1660.000	31.860	103.300	28.890	5.265	29.290
x		0.452	0.905	1657.000	31.730	106.800	28.800	5.198	29.190
σ		0.414	0.039	5.604	0.113	4.519	0.080	0.166	0.091
%RSD		91.610	4.259	0.338	0.355	4.232	0.278	3.200	0.313

Run	Time	65Cu	66Zn	68Zn	75As	78Se	82Se	83Kr	88Sr
		ppb	ppb	ppb	ppb	ppb	ppb	ppb	ppb
1	21:13:59	29.460	337.500	345.900	0.991	-0.096	2.130	0.000	140.000
2	21:14:42	29.150	340.700	346.300	-0.639	0.074	1.529	0.000	142.000
3	21:15:25	29.040	339.800	344.500	-0.323	0.003	1.600	0.000	142.100
x		29.220	339.300	345.600	0.010	-0.006	1.753	0.000	141.400
σ		0.218	1.678	0.943	0.865	0.086	0.329	0.000	1.201
%RSD		0.747	0.495	0.273	8927.000	1344.000	18.740	0.000	0.850

Run	Time	89Y	95Mo	98Mo	103Rh	107Ag	109Ag	111Cd	114Cd
		ppb	ppb	ppb	ppb	ppb	ppb	ppb	ppb
1	21:13:59	0.000	-0.148	-0.120	42.791%	-0.004	-0.004	0.803	0.725
2	21:14:42	0.000	-0.191	-0.147	43.229%	0.003	0.003	0.877	0.682
3	21:15:25	0.000	-0.128	-0.215	43.228%	-0.000	0.003	0.726	0.708
x		0.000	-0.156	-0.161	43.083%	-0.000	0.001	0.802	0.705
σ		0.000	0.032	0.049	0.253%	0.003	0.004	0.076	0.022
%RSD		0.000	20.810	30.260	0.587	1006.000	621.200	9.457	3.103

Run	Time	115In	118Sn	121Sb	123Sb	135Ba	137Ba	159Tb	165Ho
		ppb	ppb	ppb	ppb	ppb	ppb	ppb	ppb
1	21:13:59	46.605%	3.250	0.231	0.256	17.720	17.570	58.684%	61.715%
2	21:14:42	47.649%	3.309	0.221	0.219	17.290	17.520	60.690%	63.418%
3	21:15:25	47.700%	3.220	0.232	0.234	17.220	18.030	60.848%	63.179%
x		47.318%	3.260	0.228	0.236	17.410	17.710	60.074%	62.771%
σ		0.618%	0.045	0.006	0.019	0.274	0.284	1.206%	0.922%
%RSD		1.306	1.381	2.575	7.902	1.574	1.605	2.008	1.469

Run	Time	203Tl	205Tl	206Pb	207Pb	208Pb	209Bi
		ppb	ppb	ppb	ppb	ppb	ppb
1	21:13:59	0.096	0.110	-0.016	-0.014	-0.013	62.388%
2	21:14:42	0.121	0.102	-0.016	-0.025	-0.017	63.591%
3	21:15:25	0.094	0.099	-0.020	-0.014	-0.015	64.511%
x		0.104	0.104	-0.017	-0.018	-0.015	63.497%
σ		0.015	0.006	0.002	0.006	0.002	1.065%
%RSD		14.600	5.426	14.340	35.160	13.440	1.677

180-19804-B-16-A 4/1/2013 9:18:07 PM

User Pre-dilution: 1.000

Run	Time	6Li	9Be	10B	11B	13C	23Na	25Mg	26Mg
		ppb	ppb	ppb	ppb	ppb	ppb	ppb	ppb
1	21:18:50	54.995%	0.148	4.818	5.718	0.000	4116.000	11690.000	11510.000
2	21:19:33	56.658%	0.094	5.075	5.251	0.000	3847.000	10990.000	10830.000
3	21:20:16	56.219%	0.056	5.260	5.896	0.000	3931.000	11230.000	11080.000
x		55.957%	0.099	5.051	5.622	0.000	3965.000	11300.000	11140.000
σ		0.862%	0.046	0.222	0.333	0.000	137.300	354.700	345.000
%RSD		1.540	46.750	4.398	5.926	0.000	3.463	3.138	3.097

Run	Time	27Al	28Si	37Cl	39K	43Ca	44Ca	45Sc	47Ti
		ppb	ppb	ppb	ppb	ppb	ppb	ppb	ppb
1	21:18:50	10.970	2924.000	0.000	3707.000	49120.000	51210.000	39.113%	0.619
2	21:19:33	9.939	2717.000	0.000	3450.000	46300.000	48130.000	40.075%	0.737
3	21:20:16	10.250	2772.000	0.000	3492.000	46860.000	49220.000	39.651%	0.904
x		10.390	2805.000	0.000	3550.000	47420.000	49520.000	39.613%	0.753
σ		0.529	107.200	0.000	138.000	1494.000	1562.000	0.482%	0.143
%RSD		5.095	3.821	0.000	3.888	3.151	3.156	1.217	19.040

Run	Time	51V	52Cr	55Mn	56Fe	57Fe	59Co	60Ni	63Cu
		ppb	ppb	ppb	ppb	ppb	ppb	ppb	ppb
1	21:18:50	0.702	0.817	1577.000	34.610	110.200	27.440	4.993	17.640
2	21:19:33	0.693	0.751	1482.000	30.650	99.850	25.420	4.641	17.220
3	21:20:16	1.001	0.905	1510.000	31.800	95.610	26.270	4.888	17.280
x		0.798	0.824	1523.000	32.350	101.900	26.370	4.841	17.380
σ		0.175	0.078	48.930	2.039	7.482	1.015	0.181	0.231
%RSD		21.970	9.421	3.212	6.302	7.344	3.847	3.741	1.329

Run	Time	65Cu	66Zn	68Zn	75As	78Se	82Se	83Kr	88Sr
		ppb	ppb	ppb	ppb	ppb	ppb	ppb	ppb
1	21:18:50	17.490	335.000	341.400	-0.026	0.024	1.732	0.000	132.100
2	21:19:33	16.830	318.100	324.400	-0.390	-0.101	1.885	0.000	124.400
3	21:20:16	16.850	325.300	332.000	0.581	-0.244	1.226	0.000	127.100
x		17.060	326.100	332.600	0.055	-0.107	1.614	0.000	127.900
σ		0.376	8.486	8.522	0.490	0.134	0.345	0.000	3.880
%RSD		2.203	2.602	2.562	888.000	125.300	21.360	0.000	3.035

Run	Time	89Y	95Mo	98Mo	103Rh	107Ag	109Ag	111Cd	114Cd
		ppb	ppb	ppb	ppb	ppb	ppb	ppb	ppb
1	21:18:50	0.000	-0.197	-0.217	41.876%	-0.001	0.003	0.845	0.709
2	21:19:33	0.000	-0.164	-0.188	43.621%	-0.004	-0.001	0.663	0.653
3	21:20:16	0.000	-0.187	-0.201	43.064%	0.002	0.002	0.712	0.673
x		0.000	-0.183	-0.202	42.854%	-0.001	0.002	0.740	0.678
σ		0.000	0.017	0.015	0.891%	0.003	0.002	0.094	0.028
%RSD		0.000	9.520	7.323	2.079	281.400	129.000	12.740	4.182

Run	Time	115In	118Sn	121Sb	123Sb	135Ba	137Ba	159Tb	165Ho
		ppb	ppb	ppb	ppb	ppb	ppb	ppb	ppb
1	21:18:50	46.024%	2.959	0.128	0.136	21.950	21.170	57.004%	59.120%
2	21:19:33	48.080%	2.825	0.141	0.168	20.260	19.660	59.627%	62.032%
3	21:20:16	47.364%	3.039	0.159	0.186	20.940	20.620	59.379%	61.489%
x		47.156%	2.941	0.143	0.163	21.050	20.480	58.670%	60.880%
σ		1.044%	0.108	0.016	0.026	0.852	0.765	1.448%	1.549%
%RSD		2.213	3.672	10.880	15.710	4.045	3.735	2.469	2.544

Run	Time	203Tl	205Tl	206Pb	207Pb	208Pb	209Bi
		ppb	ppb	ppb	ppb	ppb	ppb
1	21:18:50	0.110	0.103	-0.032	-0.031	-0.032	61.477%
2	21:19:33	0.094	0.089	-0.034	-0.027	-0.033	64.994%
3	21:20:16	0.096	0.096	-0.034	-0.029	-0.033	63.912%
x		0.100	0.096	-0.033	-0.029	-0.033	63.461%
σ		0.009	0.007	0.001	0.002	0.001	1.801%
%RSD		8.569	7.421	3.580	6.614	2.415	2.839

180-19804-B-17-A 4/1/2013 9:22:57 PM

User Pre-dilution: 1.000

Run	Time	6Li	9Be	10B	11B	13C	23Na	25Mg	26Mg
		ppb	ppb	ppb	ppb	ppb	ppb	ppb	ppb
1	21:23:40	54.720%	0.584	4.162	4.279	0.000	2388.000	5080.000	5022.000
2	21:24:23	54.490%	0.374	4.368	4.540	0.000	2354.000	5057.000	5000.000
3	21:25:06	55.831%	0.375	4.049	4.128	0.000	2271.000	4876.000	4783.000
x		55.014%	0.444	4.193	4.316	0.000	2338.000	5004.000	4935.000
σ		0.717%	0.121	0.162	0.208	0.000	59.830	111.800	132.400
%RSD		1.304	27.300	3.865	4.832	0.000	2.560	2.234	2.682

Run	Time	27Al	28Si	37Cl	39K	43Ca	44Ca	45Sc	47Ti
		ppb	ppb	ppb	ppb	ppb	ppb	ppb	ppb
1	21:23:40	511.000	3630.000	0.000	1996.000	22180.000	23040.000	39.375%	1.094
2	21:24:23	507.500	3597.000	0.000	2016.000	22420.000	23230.000	38.762%	0.856
3	21:25:06	490.100	3422.000	0.000	1944.000	22050.000	22630.000	39.205%	0.869
x		502.900	3550.000	0.000	1985.000	22220.000	22970.000	39.114%	0.940
σ		11.180	111.700	0.000	37.500	186.700	307.400	0.317%	0.134
%RSD		2.223	3.147	0.000	1.889	0.840	1.339	0.809	14.230

Run	Time	51V	52Cr	55Mn	56Fe	57Fe	59Co	60Ni	63Cu
		ppb	ppb	ppb	ppb	ppb	ppb	ppb	ppb
1	21:23:40	0.323	0.897	1030.000	39.700	75.520	23.520	9.571	31.900
2	21:24:23	-0.055	0.972	1045.000	39.710	78.630	23.380	9.642	31.920
3	21:25:06	-0.510	0.934	1003.000	37.580	73.320	22.500	9.355	30.720
x		-0.081	0.935	1026.000	39.000	75.820	23.130	9.523	31.510
σ		0.417	0.037	20.940	1.229	2.666	0.553	0.149	0.690
%RSD		517.100	3.989	2.041	3.152	3.517	2.391	1.569	2.188

Run	Time	65Cu	66Zn	68Zn	75As	78Se	82Se	83Kr	88Sr
		ppb	ppb	ppb	ppb	ppb	ppb	ppb	ppb
1	21:23:40	31.840	413.100	420.500	0.170	-0.071	1.636	0.000	54.030
2	21:24:23	31.930	419.100	425.600	0.109	0.088	2.392	0.000	54.860
3	21:25:06	30.890	399.400	414.600	-0.311	0.498	2.497	0.000	53.370
x		31.550	410.500	420.200	-0.011	0.172	2.175	0.000	54.090
σ		0.577	10.080	5.519	0.262	0.293	0.470	0.000	0.751
%RSD		1.830	2.456	1.313	2444.000	170.800	21.610	0.000	1.388

Run	Time	89Y	95Mo	98Mo	103Rh	107Ag	109Ag	111Cd	114Cd
		ppb	ppb	ppb	ppb	ppb	ppb	ppb	ppb
1	21:23:40	0.000	-0.227	-0.235	42.562%	0.003	0.004	0.896	0.837
2	21:24:23	0.000	-0.208	-0.245	42.653%	-0.004	0.007	1.093	0.941
3	21:25:06	0.000	-0.258	-0.244	43.160%	-0.000	-0.004	0.646	0.772
x		0.000	-0.231	-0.241	42.792%	-0.000	0.002	0.878	0.850
σ		0.000	0.026	0.005	0.322%	0.004	0.006	0.224	0.085
%RSD		0.000	11.100	2.121	0.753	1345.000	242.600	25.510	10.020

Run	Time	115In	118Sn	121Sb	123Sb	135Ba	137Ba	159Tb	165Ho
		ppb	ppb	ppb	ppb	ppb	ppb	ppb	ppb
1	21:23:40	46.402%	2.544	0.125	0.107	29.330	29.910	59.039%	62.452%
2	21:24:23	47.158%	2.537	0.108	0.100	29.120	29.710	60.662%	63.924%
3	21:25:06	47.966%	2.415	0.108	0.115	29.390	29.540	62.183%	65.260%
x		47.175%	2.498	0.114	0.108	29.280	29.720	60.628%	63.879%
σ		0.782%	0.073	0.010	0.007	0.138	0.185	1.572%	1.404%
%RSD		1.657	2.913	8.743	6.917	0.472	0.621	2.594	2.199

Run	Time	203Tl	205Tl	206Pb	207Pb	208Pb	209Bi
		ppb	ppb	ppb	ppb	ppb	ppb
1	21:23:40	0.070	0.067	0.122	0.141	0.134	63.083%
2	21:24:23	0.079	0.072	0.131	0.122	0.123	64.464%
3	21:25:06	0.066	0.061	0.116	0.129	0.120	66.304%
x		0.072	0.067	0.123	0.131	0.126	64.617%
σ		0.006	0.005	0.008	0.010	0.008	1.616%
%RSD		9.084	8.179	6.299	7.481	6.057	2.500

180-19804-B-18-A 4/1/2013 9:27:48 PM

User Pre-dilution: 1.000

Run	Time	6Li	9Be	10B	11B	13C	23Na	25Mg	26Mg
		ppb	ppb	ppb	ppb	ppb	ppb	ppb	ppb
1	21:28:31	54.427%	0.313	4.702	4.184	0.000	2278.000	5300.000	5244.000
2	21:29:14	55.124%	0.309	4.249	3.989	0.000	2233.000	5209.000	5137.000
3	21:29:57	54.334%	0.324	4.319	4.580	0.000	2289.000	5358.000	5268.000
x		54.628%	0.316	4.423	4.251	0.000	2266.000	5289.000	5216.000
σ		0.432%	0.008	0.244	0.301	0.000	29.790	74.890	69.870
%RSD		0.790	2.458	5.523	7.078	0.000	1.315	1.416	1.340

Run	Time	27Al	28Si	37Cl	39K	43Ca	44Ca	45Sc	47Ti
		ppb	ppb	ppb	ppb	ppb	ppb	ppb	ppb
1	21:28:31	118.600	3706.000	0.000	1986.000	23890.000	24560.000	38.360%	1.053
2	21:29:14	117.000	3620.000	0.000	1968.000	23410.000	24310.000	38.759%	0.787
3	21:29:57	120.600	3733.000	0.000	2041.000	24340.000	25000.000	38.234%	0.798
x		118.700	3686.000	0.000	1998.000	23880.000	24620.000	38.451%	0.879
σ		1.774	59.110	0.000	38.400	467.000	348.500	0.274%	0.151
%RSD		1.494	1.604	0.000	1.921	1.956	1.415	0.712	17.140

Run	Time	51V	52Cr	55Mn	56Fe	57Fe	59Co	60Ni	63Cu
		ppb	ppb	ppb	ppb	ppb	ppb	ppb	ppb
1	21:28:31	1.277	0.954	893.400	17.590	52.470	19.180	6.893	75.020
2	21:29:14	0.116	0.951	898.100	15.630	47.560	19.060	7.075	74.180
3	21:29:57	0.225	0.889	921.700	16.590	53.100	19.320	6.554	76.060
x		0.539	0.931	904.400	16.600	51.040	19.190	6.841	75.090
σ		0.641	0.037	15.170	0.979	3.035	0.133	0.265	0.941
%RSD		118.900	3.938	1.678	5.898	5.947	0.691	3.871	1.253

Run	Time	65Cu	66Zn	68Zn	75As	78Se	82Se	83Kr	88Sr
		ppb	ppb	ppb	ppb	ppb	ppb	ppb	ppb
1	21:28:31	74.920	461.600	472.600	-0.362	-0.188	2.134	0.000	57.570
2	21:29:14	74.940	461.800	477.400	-0.034	-0.255	2.192	0.000	58.440
3	21:29:57	75.360	473.200	484.300	-0.312	0.076	1.803	0.000	59.890
x		75.070	465.500	478.100	-0.236	-0.123	2.043	0.000	58.630
σ		0.249	6.631	5.881	0.177	0.175	0.210	0.000	1.171
%RSD		0.332	1.424	1.230	75.000	142.700	10.280	0.000	1.998

Run	Time	89Y	95Mo	98Mo	103Rh	107Ag	109Ag	111Cd	114Cd
		ppb	ppb	ppb	ppb	ppb	ppb	ppb	ppb
1	21:28:31	0.000	-0.209	-0.240	41.918%	-0.001	-0.000	0.925	0.804
2	21:29:14	0.000	-0.256	-0.235	42.414%	0.002	0.002	0.815	0.803
3	21:29:57	0.000	-0.228	-0.220	42.108%	-0.000	-0.000	1.080	0.916
x		0.000	-0.231	-0.232	42.147%	0.000	0.000	0.940	0.841
σ		0.000	0.024	0.011	0.251%	0.002	0.001	0.133	0.065
%RSD		0.000	10.370	4.546	0.595	710.000	333.800	14.140	7.718

Run	Time	115In	118Sn	121Sb	123Sb	135Ba	137Ba	159Tb	165Ho
		ppb	ppb	ppb	ppb	ppb	ppb	ppb	ppb
1	21:28:31	46.222%	2.362	0.087	0.103	29.030	28.590	58.489%	61.113%
2	21:29:14	47.195%	2.329	0.103	0.085	28.840	28.450	59.577%	62.727%
3	21:29:57	46.570%	2.473	0.107	0.130	30.060	29.480	59.796%	62.724%
x		46.662%	2.388	0.099	0.106	29.310	28.840	59.287%	62.188%
σ		0.493%	0.076	0.010	0.022	0.657	0.563	0.700%	0.931%
%RSD		1.057	3.163	10.490	21.280	2.243	1.951	1.180	1.497

Run	Time	203Tl	205Tl	206Pb	207Pb	208Pb	209Bi
		ppb	ppb	ppb	ppb	ppb	ppb
1	21:28:31	0.046	0.074	0.217	0.215	0.223	63.309%
2	21:29:14	0.068	0.069	0.233	0.226	0.214	64.654%
3	21:29:57	0.086	0.068	0.235	0.233	0.230	63.784%
x		0.067	0.070	0.228	0.225	0.222	63.916%
σ		0.020	0.003	0.010	0.009	0.008	0.682%
%RSD		30.130	4.510	4.326	3.926	3.580	1.067

180-19804-B-19-A 4/1/2013 9:32:38 PM

User Pre-dilution: 1.000

Run	Time	6Li	9Be	10B	11B	13C	23Na	25Mg	26Mg
		ppb	ppb	ppb	ppb	ppb	ppb	ppb	ppb
1	21:33:20	56.779%	0.045	5.730	5.731	0.000	3283.000	19850.000	19580.000
2	21:34:03	57.577%	0.054	5.863	4.924	0.000	3168.000	18790.000	18520.000
3	21:34:46	55.733%	0.106	5.707	5.787	0.000	3256.000	19690.000	19350.000
x		56.696%	0.069	5.767	5.481	0.000	3236.000	19440.000	19150.000
σ		0.925%	0.033	0.084	0.483	0.000	60.040	573.900	557.300
%RSD		1.631	48.180	1.460	8.805	0.000	1.856	2.952	2.910

Run	Time	27Al	28Si	37Cl	39K	43Ca	44Ca	45Sc	47Ti
		ppb	ppb	ppb	ppb	ppb	ppb	ppb	ppb
1	21:33:20	20.970	1551.000	0.000	6131.000	90530.000	98050.000	39.437%	0.431
2	21:34:03	20.550	1501.000	0.000	5927.000	87760.000	95290.000	39.243%	0.594
3	21:34:46	21.700	1533.000	0.000	6052.000	90250.000	97540.000	38.777%	0.346
x		21.080	1528.000	0.000	6037.000	89520.000	96960.000	39.152%	0.457
σ		0.584	25.120	0.000	102.700	1523.000	1473.000	0.339%	0.126
%RSD		2.770	1.644	0.000	1.702	1.701	1.519	0.866	27.530

Run	Time	51V	52Cr	55Mn	56Fe	57Fe	59Co	60Ni	63Cu
		ppb	ppb	ppb	ppb	ppb	ppb	ppb	ppb
1	21:33:20	1.213	1.205	1311.000	237.800	367.800	13.590	1.196	1.776
2	21:34:03	-0.084	1.062	1254.000	233.600	350.000	13.100	0.939	1.752
3	21:34:46	0.801	1.120	1280.000	236.700	356.300	13.390	0.771	1.832
x		0.643	1.129	1282.000	236.000	358.000	13.360	0.969	1.787
σ		0.662	0.072	28.410	2.151	9.028	0.245	0.214	0.041
%RSD		103.000	6.353	2.216	0.911	2.522	1.836	22.060	2.293

Run	Time	65Cu	66Zn	68Zn	75As	78Se	82Se	83Kr	88Sr
		ppb	ppb	ppb	ppb	ppb	ppb	ppb	ppb
1	21:33:20	2.009	27.180	27.780	0.011	0.134	2.856	0.000	245.500
2	21:34:03	1.923	26.920	27.780	-0.110	0.073	3.017	0.000	241.700
3	21:34:46	1.913	27.220	27.010	-0.400	0.309	2.617	0.000	248.800
x		1.948	27.110	27.520	-0.166	0.172	2.830	0.000	245.300
σ		0.053	0.163	0.446	0.211	0.122	0.201	0.000	3.585
%RSD		2.702	0.603	1.619	127.100	71.170	7.113	0.000	1.461

Run	Time	89Y	95Mo	98Mo	103Rh	107Ag	109Ag	111Cd	114Cd
		ppb	ppb	ppb	ppb	ppb	ppb	ppb	ppb
1	21:33:20	0.000	-0.198	-0.194	41.881%	-0.006	-0.002	0.616	0.446
2	21:34:03	0.000	-0.169	-0.226	42.421%	0.001	-0.002	0.472	0.365
3	21:34:46	0.000	-0.225	-0.227	42.275%	-0.001	-0.000	0.547	0.410
x		0.000	-0.197	-0.216	42.192%	-0.002	-0.001	0.545	0.407
σ		0.000	0.028	0.019	0.279%	0.004	0.001	0.072	0.041
%RSD		0.000	14.280	8.747	0.662	164.500	57.730	13.160	10.030

Run	Time	115In	118Sn	121Sb	123Sb	135Ba	137Ba	159Tb	165Ho
		ppb	ppb	ppb	ppb	ppb	ppb	ppb	ppb
1	21:33:20	46.119%	2.593	0.157	0.132	9.812	10.180	61.161%	65.867%
2	21:34:03	47.811%	2.629	0.122	0.155	9.935	9.689	63.871%	68.144%
3	21:34:46	46.671%	2.530	0.148	0.164	10.440	10.120	63.187%	67.668%
x		46.867%	2.584	0.142	0.151	10.060	9.995	62.740%	67.227%
σ		0.863%	0.050	0.019	0.017	0.335	0.267	1.409%	1.201%
%RSD		1.841	1.952	13.030	11.110	3.328	2.673	2.246	1.786

Run	Time	203Tl	205Tl	206Pb	207Pb	208Pb	209Bi
		ppb	ppb	ppb	ppb	ppb	ppb
1	21:33:20	0.177	0.163	-0.021	-0.018	-0.024	61.270%
2	21:34:03	0.138	0.159	-0.026	-0.034	-0.028	64.054%
3	21:34:46	0.156	0.168	-0.039	-0.024	-0.030	62.819%
x		0.157	0.164	-0.029	-0.025	-0.028	62.714%
σ		0.019	0.004	0.009	0.008	0.003	1.395%
%RSD		12.410	2.538	32.390	32.300	10.660	2.224

CCV 781130 4/1/2013 9:37:26 PM QC Status: PASS (Initial: PASS)

User Pre-dilution: 1.000

Run	Time	6Li	9Be	10B	11B	13C	23Na	25Mg	26Mg
		ppb	ppb	ppb	ppb	ppb	ppb	ppb	ppb
1	21:38:09	54.115%	97.120	89.470	91.020	0.000	47830.000	48550.000	48230.000
2	21:38:52	55.180%	97.290	85.180	90.060	0.000	47570.000	47660.000	47520.000
3	21:39:35	54.939%	99.170	95.350	92.940	0.000	48030.000	48300.000	48140.000
x		54.745%	97.860%	89.998%	91.342%	0.000	95.617%	96.338%	95.927%
σ		0.558%	n/a	n/a	n/a	0.000	n/a	n/a	n/a
%RSD		1.020	1.164	5.670	1.607	0.000	0.484	0.954	0.805

Run	Time	27Al	28Si	37Cl	39K	43Ca	44Ca	45Sc	47Ti
		ppb	ppb	ppb	ppb	ppb	ppb	ppb	ppb
1	21:38:09	463.400	4640.000	0.000	48730.000	46500.000	48300.000	46.236%	97.800
2	21:38:52	463.200	4625.000	0.000	48360.000	46460.000	48570.000	47.297%	93.740
3	21:39:35	463.900	4704.000	0.000	49280.000	47160.000	48990.000	47.491%	95.430
x		92.698%	93.130%	0.000	97.579%	93.413%	97.245%	47.008%	95.654%
σ		n/a	n/a	0.000	n/a	n/a	n/a	0.676%	n/a
%RSD		0.073	0.905	0.000	0.940	0.843	0.721	1.437	2.135

Run	Time	51V	52Cr	55Mn	56Fe	57Fe	59Co	60Ni	63Cu
		ppb	ppb	ppb	ppb	ppb	ppb	ppb	ppb
1	21:38:09	94.900	96.390	502.900	26300.000	25310.000	95.040	95.910	97.140
2	21:38:52	95.000	96.280	496.100	25920.000	25060.000	94.050	93.100	94.580
3	21:39:35	95.590	97.220	508.500	26150.000	25380.000	94.950	94.990	97.950
x		95.164%	96.629%	100.502%	104.495%	101.004%	94.681%	94.665%	96.557%
σ		n/a	n/a	n/a	n/a	n/a	n/a	n/a	n/a
%RSD		0.390	0.531	1.236	0.747	0.657	0.579	1.517	1.826

Run	Time	65Cu	66Zn	68Zn	75As	78Se	82Se	83Kr	88Sr
		ppb	ppb	ppb	ppb	ppb	ppb	ppb	ppb
1	21:38:09	96.620	104.800	106.100	93.370	99.420	97.860	0.000	96.150
2	21:38:52	94.260	102.800	104.200	95.080	98.510	97.700	0.000	95.230
3	21:39:35	98.230	105.700	106.900	96.340	101.200	97.710	0.000	96.880
x		96.372%	104.430%	105.739%	94.928%	99.718%	97.756%	0.000	96.087%
σ		n/a	n/a	n/a	n/a	n/a	n/a	0.000	n/a
%RSD		2.071	1.380	1.300	1.571	1.388	0.097	0.000	0.859

Run	Time	89Y	95Mo	98Mo	103Rh	107Ag	109Ag	111Cd	114Cd
		ppb	ppb	ppb	ppb	ppb	ppb	ppb	ppb
1	21:38:09	48.199%	97.620	96.050	46.762%	94.950	95.240	99.390	98.320
2	21:38:52	50.054%	97.040	97.150	48.268%	93.780	94.350	96.200	97.230
3	21:39:35	50.380%	98.680	100.200	48.434%	95.900	96.190	98.080	99.670
x		49.545%	97.781%	97.800%	47.821%	94.878%	95.263%	97.888%	98.406%
σ		1.176%	n/a	n/a	0.921%	n/a	n/a	n/a	n/a
%RSD		2.374	0.852	2.199	1.927	1.121	0.965	1.639	1.241

Run	Time	115In	118Sn	121Sb	123Sb	135Ba	137Ba	159Tb	165Ho
		ppb	ppb	ppb	ppb	ppb	ppb	ppb	ppb
1	21:38:09	49.584%	95.060	96.310	96.510	94.560	94.120	56.710%	57.222%
2	21:38:52	51.942%	94.290	95.510	94.820	92.740	91.790	58.880%	59.789%
3	21:39:35	51.918%	95.650	96.750	96.040	94.340	95.270	58.977%	60.039%
x		51.148%	94.998%	96.188%	95.786%	93.878%	93.728%	58.189%	59.017%
σ		1.354%	n/a	n/a	n/a	n/a	n/a	1.282%	1.559%
%RSD		2.648	0.717	0.651	0.911	1.059	1.890	2.203	2.642

Run	Time	203Tl	205Tl	206Pb	207Pb	208Pb	209Bi
		ppb	ppb	ppb	ppb	ppb	ppb
1	21:38:09	94.130	93.770	94.770	94.920	94.900	53.779%
2	21:38:52	92.730	93.360	94.230	94.180	94.210	56.046%
3	21:39:35	94.390	94.650	95.970	95.090	95.690	56.099%
x		93.750%	93.931%	94.993%	94.730%	94.932%	55.308%
σ		n/a	n/a	n/a	n/a	n/a	1.324%
%RSD		0.950	0.701	0.940	0.506	0.784	2.395

CCB7 4/1/2013 9:42:16 PM QC Status: PASS (Initial: PASS)

User Pre-dilution: 1.000

Run	Time	6Li	9Be	10B	11B	13C	23Na	25Mg	26Mg
		ppb	ppb	ppb	ppb	ppb	ppb	ppb	ppb
1	21:42:59	83.570%	0.015	1.739	1.455	0.000	8.501	15.650	15.590
2	21:43:42	82.480%	0.003	1.539	1.444	0.000	6.093	15.700	15.570
3	21:44:25	82.510%	0.022	1.270	1.211	0.000	7.187	16.080	16.830
x		82.853%	0.014	1.516	1.370	0.000	7.260	15.810	16.000
σ		0.621%	0.010	0.235	0.138	0.000	1.205	0.231	0.722
%RSD		0.749	73.500	15.510	10.070	0.000	16.600	1.463	4.513

Run	Time	27Al	28Si	37Cl	39K	43Ca	44Ca	45Sc	47Ti
		ppb	ppb	ppb	ppb	ppb	ppb	ppb	ppb
1	21:42:59	2.893	-3.493	0.000	-9.541	22.680	18.360	81.136%	0.040
2	21:43:42	3.025	-4.280	0.000	-10.350	22.640	19.220	81.322%	0.073
3	21:44:25	2.949	-3.384	0.000	-9.752	24.110	18.450	79.877%	0.064
x		2.956	-3.719	0.000	-9.882	23.140	18.680	80.778%	0.059
σ		0.066	0.489	0.000	0.421	0.835	0.472	0.786%	0.017
%RSD		2.236	13.150	0.000	4.259	3.607	2.528	0.973	28.640

Run	Time	51V	52Cr	55Mn	56Fe	57Fe	59Co	60Ni	63Cu
		ppb	ppb	ppb	ppb	ppb	ppb	ppb	ppb
1	21:42:59	-0.087	0.079	0.301	-6.727	9.134	0.026	0.017	0.170
2	21:43:42	0.185	0.067	0.275	-7.668	9.007	0.026	0.039	0.139
3	21:44:25	0.073	0.086	0.334	-6.706	8.085	0.025	0.062	0.098
x		0.057	0.078	0.303	-7.034	8.742	0.026	0.039	0.136
σ		0.137	0.009	0.029	0.549	0.573	0.000	0.023	0.036
%RSD		239.800	12.190	9.667	7.812	6.550	1.924	57.210	26.450

Run	Time	65Cu	66Zn	68Zn	75As	78Se	82Se	83Kr	88Sr
		ppb	ppb	ppb	ppb	ppb	ppb	ppb	ppb
1	21:42:59	0.089	0.300	0.277	-0.205	-1.217	-1.271	0.000	0.061
2	21:43:42	0.096	0.289	0.259	-0.453	-1.227	-1.558	0.000	0.064
3	21:44:25	0.106	0.342	0.378	-0.616	-1.233	-1.824	0.000	0.063
x		0.097	0.311	0.305	-0.425	-1.225	-1.551	0.000	0.063
σ		0.009	0.028	0.064	0.207	0.008	0.277	0.000	0.001
%RSD		8.807	8.944	21.020	48.670	0.687	17.850	0.000	2.006

Run	Time	89Y	95Mo	98Mo	103Rh	107Ag	109Ag	111Cd	114Cd
		ppb	ppb	ppb	ppb	ppb	ppb	ppb	ppb
1	21:42:59	88.782%	0.196	0.183	84.830%	0.039	0.038	-0.131	-0.075
2	21:43:42	89.923%	0.047	0.080	85.224%	0.025	0.024	-0.127	-0.082
3	21:44:25	89.443%	0.030	0.006	84.978%	0.025	0.033	-0.111	-0.053
x		89.383%	0.091	0.089	85.011%	0.029	0.032	-0.123	-0.070
σ		0.573%	0.091	0.089	0.199%	0.008	0.007	0.011	0.015
%RSD		0.641	100.000	99.500	0.234	27.040	22.320	8.690	21.930

Run	Time	115In	118Sn	121Sb	123Sb	135Ba	137Ba	159Tb	165Ho
		ppb	ppb	ppb	ppb	ppb	ppb	ppb	ppb
1	21:42:59	85.274%	0.113	0.035	0.047	0.101	0.085	91.039%	91.748%
2	21:43:42	85.941%	0.103	0.030	0.049	0.113	0.087	92.926%	93.811%
3	21:44:25	86.959%	0.060	0.040	0.034	0.105	0.108	93.980%	94.219%
x		86.058%	0.092	0.035	0.043	0.106	0.093	92.648%	93.259%
σ		0.849%	0.028	0.005	0.008	0.007	0.013	1.490%	1.325%
%RSD		0.986	30.790	13.090	18.000	6.196	13.670	1.608	1.421

Run	Time	203Tl	205Tl	206Pb	207Pb	208Pb	209Bi
		ppb	ppb	ppb	ppb	ppb	ppb
1	21:42:59	0.025	0.018	0.045	0.049	0.048	106.615%
2	21:43:42	0.020	0.018	0.046	0.043	0.044	108.668%
3	21:44:25	0.019	0.021	0.043	0.055	0.051	105.923%
x		0.021	0.019	0.045	0.049	0.048	107.069%
σ		0.003	0.002	0.002	0.006	0.004	1.428%
%RSD		14.050	8.359	3.729	11.830	7.457	1.334

CRI 768045 4/1/2013 9:51:14 PM QC Status: PASS (Initial: PASS)

User Pre-dilution: 1.000

Run	Time	6Li	9Be	10B	11B	13C	23Na	25Mg	26Mg
		ppb	ppb	ppb	ppb	ppb	ppb	ppb	ppb
1	21:51:57	59.848%	1.051	6.075	5.996	0.000	99.730	107.100	104.500
2	21:52:40	60.261%	0.909	6.159	5.948	0.000	94.600	100.400	103.500
3	21:53:23	58.056%	1.026	5.674	5.958	0.000	100.600	105.800	106.000
x		59.388%	99.537%	119.384%	119.350%	0.000	98.292%	104.404%	104.633%
σ		1.172%	n/a	n/a	n/a	0.000	n/a	n/a	n/a
%RSD		1.974	7.649	4.341	0.424	0.000	3.283	3.420	1.206

Run	Time	27Al	28Si	37Cl	39K	43Ca	44Ca	45Sc	47Ti
		ppb	ppb	ppb	ppb	ppb	ppb	ppb	ppb
1	21:51:57	31.350	501.200	0.000	94.160	105.200	112.700	50.965%	5.146
2	21:52:40	30.280	489.300	0.000	93.140	82.210	112.400	51.122%	5.095
3	21:53:23	30.400	496.500	0.000	94.530	112.500	122.300	50.664%	5.281
x		102.244%	99.129%	0.000	93.945%	99.983%	115.811%	50.917%	103.480%
σ		n/a	n/a	0.000	n/a	n/a	n/a	0.233%	n/a
%RSD		1.911	1.209	0.000	0.764	15.820	4.860	0.457	1.862

Run	Time	51V	52Cr	55Mn	56Fe	57Fe	59Co	60Ni	63Cu
		ppb	ppb	ppb	ppb	ppb	ppb	ppb	ppb
1	21:51:57	0.893	1.912	5.435	52.130	57.250	0.496	0.963	2.053
2	21:52:40	0.900	1.929	5.376	50.510	54.820	0.499	1.049	2.130
3	21:53:23	0.968	1.882	5.361	51.760	59.090	0.450	0.915	2.104
x		92.002%	95.385%	1078.103%	102.932%	114.106%	96.293%	97.573%	104.787%
σ		n/a	n/a	n/a	n/a	n/a	n/a	n/a	n/a
%RSD		4.507	1.242	0.729	1.650	3.753	5.626	6.930	1.882

Run	Time	65Cu	66Zn	68Zn	75As	78Se	82Se	83Kr	88Sr
		ppb	ppb	ppb	ppb	ppb	ppb	ppb	ppb
1	21:51:57	2.105	5.326	5.502	1.139	4.641	5.932	0.000	4.506
2	21:52:40	2.083	5.290	5.297	1.089	4.620	5.411	0.000	4.415
3	21:53:23	2.205	5.623	4.982	1.353	4.670	5.974	0.000	4.401
x		106.546%	108.258%	105.202%	119.352%	92.876%	115.446%	0.000	88.809%
σ		n/a	n/a	n/a	n/a	n/a	n/a	0.000	n/a
%RSD		3.058	3.379	4.985	11.760	0.540	5.435	0.000	1.283

Run	Time	89Y	95Mo	98Mo	103Rh	107Ag	109Ag	111Cd	114Cd
		ppb	ppb	ppb	ppb	ppb	ppb	ppb	ppb
1	21:51:57	56.995%	4.194	4.220	53.822%	0.957	1.020	1.041	1.324
2	21:52:40	57.339%	4.146	4.258	54.006%	0.965	1.066	1.232	0.980
3	21:53:23	57.246%	4.135	4.354	54.018%	1.035	1.074	0.988	0.984
x		57.194%	83.161%	85.549%	53.949%	98.583%	105.335%	108.706%	109.597%
σ		0.178%	n/a	n/a	0.110%	n/a	n/a	n/a	n/a
%RSD		0.311	0.750	1.621	0.203	4.327	2.775	11.840	18.020

Run	Time	115In	118Sn	121Sb	123Sb	135Ba	137Ba	159Tb	165Ho
		ppb	ppb	ppb	ppb	ppb	ppb	ppb	ppb
1	21:51:57	54.209%	5.100	2.004	2.068	9.399	9.487	58.514%	59.103%
2	21:52:40	55.365%	5.069	2.002	2.027	9.834	9.326	60.658%	61.251%
3	21:53:23	55.031%	5.056	1.941	2.063	10.030	9.509	60.715%	60.888%
x		54.868%	101.500%	99.117%	102.630%	97.533%	94.409%	59.962%	60.414%
σ		0.595%	n/a	n/a	n/a	n/a	n/a	1.255%	1.150%
%RSD		1.084	0.448	1.801	1.087	3.294	1.059	2.093	1.903

Run	Time	203Tl	205Tl	206Pb	207Pb	208Pb	209Bi
		ppb	ppb	ppb	ppb	ppb	ppb
1	21:51:57	0.797	0.812	0.842	0.886	0.852	69.992%
2	21:52:40	0.815	0.811	0.870	0.885	0.863	72.368%
3	21:53:23	0.825	0.806	0.884	0.855	0.859	71.919%
x		81.196%	80.947%	86.563%	87.547%	85.827%	71.426%
σ		n/a	n/a	n/a	n/a	n/a	1.262%
%RSD		1.730	0.374	2.486	1.998	0.638	1.767

180-19804-B-20-A 4/1/2013 10:00:54 PM

User Pre-dilution: 1.000

Run	Time	6Li	9Be	10B	11B	13C	23Na	25Mg	26Mg
		ppb	ppb	ppb	ppb	ppb	ppb	ppb	ppb
1	22:01:36	53.862%	0.141	4.118	4.480	0.000	2890.000	13960.000	13780.000
2	22:02:19	55.104%	0.148	4.838	4.629	0.000	2860.000	13840.000	13720.000
3	22:03:02	55.389%	0.187	4.435	5.116	0.000	2854.000	13780.000	13650.000
x		54.785%	0.159	4.464	4.742	0.000	2868.000	13860.000	13720.000
σ		0.812%	0.025	0.361	0.333	0.000	19.020	93.540	65.830
%RSD		1.482	15.750	8.082	7.014	0.000	0.663	0.675	0.480

Run	Time	27Al	28Si	37Cl	39K	43Ca	44Ca	45Sc	47Ti
		ppb	ppb	ppb	ppb	ppb	ppb	ppb	ppb
1	22:01:36	16.760	2462.000	0.000	4544.000	63100.000	65810.000	39.493%	0.954
2	22:02:19	16.580	2433.000	0.000	4510.000	63500.000	65980.000	39.435%	0.978
3	22:03:02	17.110	2437.000	0.000	4525.000	63050.000	66560.000	39.019%	0.874
x		16.820	2444.000	0.000	4526.000	63220.000	66120.000	39.316%	0.935
σ		0.269	15.460	0.000	16.830	247.300	391.200	0.258%	0.055
%RSD		1.598	0.633	0.000	0.372	0.391	0.592	0.657	5.835

Run	Time	51V	52Cr	55Mn	56Fe	57Fe	59Co	60Ni	63Cu
		ppb	ppb	ppb	ppb	ppb	ppb	ppb	ppb
1	22:01:36	0.598	1.516	1148.000	107.900	206.600	15.720	3.231	30.060
2	22:02:19	-0.653	1.183	1154.000	106.900	204.700	15.690	3.444	29.320
3	22:03:02	0.082	1.030	1168.000	107.700	197.800	15.800	3.365	29.580
x		0.009	1.243	1157.000	107.500	203.000	15.740	3.347	29.650
σ		0.628	0.249	10.310	0.528	4.610	0.058	0.108	0.378
%RSD		6897.000	20.000	0.891	0.492	2.270	0.369	3.215	1.274

Run	Time	65Cu	66Zn	68Zn	75As	78Se	82Se	83Kr	88Sr
		ppb	ppb	ppb	ppb	ppb	ppb	ppb	ppb
1	22:01:36	29.370	207.500	210.400	0.661	0.350	2.760	0.000	168.900
2	22:02:19	29.250	206.700	213.500	0.786	0.191	3.062	0.000	168.700
3	22:03:02	28.920	212.900	214.800	-0.723	0.187	2.392	0.000	172.900
x		29.180	209.000	212.900	0.241	0.243	2.738	0.000	170.200
σ		0.235	3.377	2.256	0.838	0.093	0.335	0.000	2.383
%RSD		0.805	1.615	1.060	347.200	38.450	12.240	0.000	1.400

Run	Time	89Y	95Mo	98Mo	103Rh	107Ag	109Ag	111Cd	114Cd
		ppb	ppb	ppb	ppb	ppb	ppb	ppb	ppb
1	22:01:36	0.000	-0.046	-0.037	42.223%	0.013	0.004	0.614	0.584
2	22:02:19	0.000	-0.114	-0.111	42.734%	0.006	0.003	0.596	0.606
3	22:03:02	0.000	-0.072	-0.130	42.107%	-0.005	0.003	0.671	0.683
x		0.000	-0.077	-0.092	42.354%	0.004	0.004	0.627	0.625
σ		0.000	0.034	0.049	0.334%	0.009	0.001	0.039	0.052
%RSD		0.000	44.150	53.320	0.788	197.300	20.580	6.255	8.294

Run	Time	115In	118Sn	121Sb	123Sb	135Ba	137Ba	159Tb	165Ho
		ppb	ppb	ppb	ppb	ppb	ppb	ppb	ppb
1	22:01:36	46.553%	2.958	0.143	0.163	17.190	17.200	59.560%	62.569%
2	22:02:19	47.215%	3.005	0.158	0.117	17.110	17.140	61.440%	64.861%
3	22:03:02	46.763%	3.071	0.139	0.137	17.590	17.830	61.600%	64.988%
x		46.844%	3.011	0.146	0.139	17.300	17.390	60.867%	64.139%
σ		0.339%	0.057	0.010	0.023	0.257	0.382	1.134%	1.361%
%RSD		0.723	1.897	6.853	16.540	1.483	2.198	1.864	2.122

Run	Time	203Tl	205Tl	206Pb	207Pb	208Pb	209Bi
		ppb	ppb	ppb	ppb	ppb	ppb
1	22:01:36	0.101	0.120	0.020	0.039	0.032	62.746%
2	22:02:19	0.120	0.116	0.034	0.035	0.032	63.521%
3	22:03:02	0.129	0.114	0.029	0.032	0.030	62.784%
x		0.117	0.117	0.028	0.035	0.031	63.017%
σ		0.014	0.003	0.007	0.003	0.001	0.437%
%RSD		12.270	2.535	25.590	9.754	3.705	0.693

180-19804-B-21-A 4/1/2013 10:05:42 PM

User Pre-dilution: 1.000

Run	Time	6Li	9Be	10B	11B	13C	23Na	25Mg	26Mg
		ppb	ppb	ppb	ppb	ppb	ppb	ppb	ppb
1	22:06:25	55.061%	0.228	3.886	4.507	0.000	2919.000	13990.000	13810.000
2	22:07:08	54.897%	0.249	3.937	4.700	0.000	2884.000	13990.000	13780.000
3	22:07:51	55.188%	0.087	4.164	4.163	0.000	2843.000	13790.000	13570.000
x		55.048%	0.188	3.996	4.457	0.000	2882.000	13930.000	13720.000
σ		0.146%	0.088	0.148	0.272	0.000	37.760	114.600	127.200
%RSD		0.265	46.810	3.705	6.103	0.000	1.310	0.823	0.927

Run	Time	27Al	28Si	37Cl	39K	43Ca	44Ca	45Sc	47Ti
		ppb	ppb	ppb	ppb	ppb	ppb	ppb	ppb
1	22:06:25	19.020	2506.000	0.000	4564.000	63590.000	66260.000	39.633%	0.701
2	22:07:08	19.060	2497.000	0.000	4541.000	64470.000	66540.000	39.375%	0.751
3	22:07:51	19.220	2466.000	0.000	4534.000	63970.000	66770.000	39.301%	0.615
x		19.100	2490.000	0.000	4547.000	64010.000	66530.000	39.436%	0.689
σ		0.109	21.190	0.000	15.750	446.200	254.500	0.174%	0.069
%RSD		0.568	0.851	0.000	0.346	0.697	0.383	0.441	9.965

Run	Time	51V	52Cr	55Mn	56Fe	57Fe	59Co	60Ni	63Cu
		ppb	ppb	ppb	ppb	ppb	ppb	ppb	ppb
1	22:06:25	0.870	0.979	1116.000	120.700	211.800	15.170	3.245	31.000
2	22:07:08	-0.008	0.869	1121.000	121.800	216.900	14.960	3.256	31.310
3	22:07:51	0.353	0.889	1125.000	121.900	207.800	14.870	3.216	31.030
x		0.405	0.912	1121.000	121.500	212.200	15.000	3.239	31.110
σ		0.441	0.059	4.478	0.698	4.540	0.152	0.021	0.169
%RSD		108.900	6.444	0.400	0.575	2.140	1.012	0.641	0.542

Run	Time	65Cu	66Zn	68Zn	75As	78Se	82Se	83Kr	88Sr
		ppb	ppb	ppb	ppb	ppb	ppb	ppb	ppb
1	22:06:25	31.660	203.000	208.000	-0.007	0.012	2.990	0.000	169.900
2	22:07:08	31.320	204.000	207.900	0.242	0.064	2.026	0.000	171.500
3	22:07:51	31.240	206.400	209.400	0.150	0.265	2.516	0.000	170.400
x		31.410	204.500	208.400	0.128	0.114	2.511	0.000	170.600
σ		0.220	1.721	0.823	0.126	0.134	0.482	0.000	0.852
%RSD		0.699	0.842	0.395	97.970	117.600	19.180	0.000	0.499

Run	Time	89Y	95Mo	98Mo	103Rh	107Ag	109Ag	111Cd	114Cd
		ppb	ppb	ppb	ppb	ppb	ppb	ppb	ppb
1	22:06:25	0.000	-0.138	-0.159	42.245%	0.002	0.007	0.737	0.621
2	22:07:08	0.000	-0.151	-0.144	42.557%	0.001	-0.002	0.699	0.627
3	22:07:51	0.000	-0.136	-0.123	42.544%	0.007	0.001	0.613	0.552
x		0.000	-0.141	-0.142	42.449%	0.003	0.002	0.683	0.600
σ		0.000	0.008	0.018	0.176%	0.003	0.004	0.063	0.042
%RSD		0.000	5.783	12.500	0.416	92.190	219.400	9.272	6.986

Run	Time	115In	118Sn	121Sb	123Sb	135Ba	137Ba	159Tb	165Ho
		ppb	ppb	ppb	ppb	ppb	ppb	ppb	ppb
1	22:06:25	46.179%	2.439	0.177	0.206	16.890	17.300	60.191%	63.655%
2	22:07:08	46.784%	2.532	0.180	0.221	17.280	17.420	60.695%	64.620%
3	22:07:51	46.895%	2.383	0.172	0.164	17.670	17.630	61.906%	65.194%
x		46.619%	2.452	0.176	0.197	17.280	17.450	60.931%	64.489%
σ		0.385%	0.075	0.004	0.029	0.389	0.164	0.881%	0.778%
%RSD		0.827	3.073	2.186	14.850	2.249	0.937	1.446	1.206

Run	Time	203Tl	205Tl	206Pb	207Pb	208Pb	209Bi
		ppb	ppb	ppb	ppb	ppb	ppb
1	22:06:25	0.111	0.125	0.059	0.040	0.056	61.909%
2	22:07:08	0.133	0.124	0.049	0.051	0.054	62.098%
3	22:07:51	0.136	0.125	0.047	0.056	0.055	62.237%
x		0.127	0.125	0.051	0.049	0.055	62.081%
σ		0.014	0.000	0.006	0.008	0.001	0.165%
%RSD		10.870	0.313	12.200	16.650	1.687	0.265

CCV 781130 4/1/2013 10:10:31 PM QC Status: PASS (Initial: PASS)

User Pre-dilution: 1.000

Run	Time	6Li	9Be	10B	11B	13C	23Na	25Mg	26Mg
		ppb	ppb	ppb	ppb	ppb	ppb	ppb	ppb
1	22:11:13	53.501%	97.740	89.240	91.770	0.000	48170.000	48600.000	48060.000
2	22:11:56	54.012%	96.350	90.040	94.350	0.000	47580.000	48010.000	47780.000
3	22:12:39	54.531%	98.950	91.260	93.000	0.000	47670.000	48250.000	47850.000
x		54.015%	97.679%	90.180%	93.040%	0.000	95.611%	96.570%	95.788%
σ		0.515%	n/a	n/a	n/a	0.000	n/a	n/a	n/a
%RSD		0.953	1.332	1.128	1.382	0.000	0.659	0.620	0.302

Run	Time	27Al	28Si	37Cl	39K	43Ca	44Ca	45Sc	47Ti
		ppb	ppb	ppb	ppb	ppb	ppb	ppb	ppb
1	22:11:13	460.500	4635.000	0.000	49140.000	47670.000	48820.000	45.931%	95.240
2	22:11:56	457.800	4634.000	0.000	49320.000	46950.000	48860.000	46.994%	96.430
3	22:12:39	459.200	4637.000	0.000	48580.000	46180.000	48180.000	47.778%	95.110
x		91.837%	92.702%	0.000	98.026%	93.865%	97.242%	46.901%	95.592%
σ		n/a	n/a	0.000	n/a	n/a	n/a	0.927%	n/a
%RSD		0.291	0.036	0.000	0.786	1.585	0.779	1.977	0.763

Run	Time	51V	52Cr	55Mn	56Fe	57Fe	59Co	60Ni	63Cu
		ppb	ppb	ppb	ppb	ppb	ppb	ppb	ppb
1	22:11:13	96.060	96.820	502.800	26370.000	25330.000	95.590	96.640	95.810
2	22:11:56	95.510	96.330	502.200	26100.000	25320.000	94.750	94.430	97.490
3	22:12:39	94.350	95.260	499.700	25970.000	25060.000	94.650	93.730	96.730
x		95.310%	96.134%	100.309%	104.576%	100.947%	94.995%	94.935%	96.675%
σ		n/a	n/a	n/a	n/a	n/a	n/a	n/a	n/a
%RSD		0.915	0.832	0.324	0.788	0.595	0.541	1.602	0.868

Run	Time	65Cu	66Zn	68Zn	75As	78Se	82Se	83Kr	88Sr
		ppb	ppb	ppb	ppb	ppb	ppb	ppb	ppb
1	22:11:13	96.370	107.300	106.400	95.790	99.950	100.200	0.000	95.360
2	22:11:56	96.550	107.300	106.700	95.830	98.230	97.050	0.000	95.670
3	22:12:39	95.280	103.600	105.100	95.230	99.700	99.090	0.000	95.030
x		96.068%	106.091%	106.032%	95.618%	99.293%	98.768%	0.000	95.353%
σ		n/a	n/a	n/a	n/a	n/a	n/a	0.000	n/a
%RSD		0.715	2.021	0.812	0.348	0.932	1.602	0.000	0.332

Run	Time	89Y	95Mo	98Mo	103Rh	107Ag	109Ag	111Cd	114Cd
		ppb	ppb	ppb	ppb	ppb	ppb	ppb	ppb
1	22:11:13	48.296%	96.180	95.490	46.571%	94.580	96.190	98.440	99.020
2	22:11:56	49.914%	97.180	98.740	47.934%	94.340	94.780	98.580	97.930
3	22:12:39	51.047%	97.330	98.480	49.169%	93.360	93.950	97.470	96.840
x		49.753%	96.894%	97.572%	47.891%	94.095%	94.975%	98.164%	97.932%
σ		1.383%	n/a	n/a	1.300%	n/a	n/a	n/a	n/a
%RSD		2.779	0.646	1.852	2.714	0.687	1.194	0.616	1.117

Run	Time	115In	118Sn	121Sb	123Sb	135Ba	137Ba	159Tb	165Ho
		ppb	ppb	ppb	ppb	ppb	ppb	ppb	ppb
1	22:11:13	49.636%	94.750	96.050	95.810	94.160	93.730	56.299%	56.886%
2	22:11:56	51.445%	95.260	95.940	95.240	94.280	92.900	59.047%	59.580%
3	22:12:39	52.864%	94.750	93.900	94.390	94.340	93.090	60.042%	60.585%
x		51.315%	94.922%	95.298%	95.144%	94.257%	93.240%	58.463%	59.017%
σ		1.618%	n/a	n/a	n/a	n/a	n/a	1.939%	1.913%
%RSD		3.153	0.309	1.270	0.753	0.097	0.471	3.316	3.241

Run	Time	203Tl	205Tl	206Pb	207Pb	208Pb	209Bi
		ppb	ppb	ppb	ppb	ppb	ppb
1	22:11:13	93.410	93.250	94.410	93.440	93.730	53.955%
2	22:11:56	93.840	93.660	95.270	94.130	94.550	55.769%
3	22:12:39	92.680	92.860	93.560	93.530	93.690	57.147%
x		93.311%	93.257%	94.413%	93.702%	93.992%	55.624%
σ		n/a	n/a	n/a	n/a	n/a	1.601%
%RSD		0.629	0.430	0.904	0.402	0.519	2.878

CCB8 4/1/2013 10:15:21 PM QC Status: PASS (Initial: PASS)

User Pre-dilution: 1.000

Run	Time	6Li	9Be	10B	11B	13C	23Na	25Mg	26Mg
		ppb	ppb	ppb	ppb	ppb	ppb	ppb	ppb
1	22:16:04	82.807%	0.054	1.336	1.222	0.000	15.360	22.140	22.680
2	22:16:47	84.340%	0.008	0.909	1.190	0.000	9.435	18.830	19.310
3	22:17:30	83.309%	0.060	0.859	0.977	0.000	4.012	14.690	16.090
x		83.486%	0.041	1.035	1.130	0.000	9.603	18.550	19.360
σ		0.782%	0.028	0.262	0.133	0.000	5.676	3.735	3.297
%RSD		0.936	69.090	25.340	11.790	0.000	59.110	20.130	17.030

Run	Time	27Al	28Si	37Cl	39K	43Ca	44Ca	45Sc	47Ti
		ppb	ppb	ppb	ppb	ppb	ppb	ppb	ppb
1	22:16:04	3.309	-2.139	0.000	-2.491	30.380	27.160	87.990%	0.044
2	22:16:47	3.238	-3.075	0.000	-6.552	18.150	23.300	87.291%	0.045
3	22:17:30	2.948	-3.589	0.000	-11.310	22.030	19.930	87.127%	-0.007
x		3.165	-2.934	0.000	-6.784	23.520	23.460	87.470%	0.028
σ		0.192	0.735	0.000	4.414	6.248	3.615	0.458%	0.030
%RSD		6.051	25.060	0.000	65.060	26.570	15.400	0.524	107.500

Run	Time	51V	52Cr	55Mn	56Fe	57Fe	59Co	60Ni	63Cu
		ppb	ppb	ppb	ppb	ppb	ppb	ppb	ppb
1	22:16:04	0.109	0.122	0.460	-3.557	12.940	0.054	0.031	0.198
2	22:16:47	0.057	0.080	0.397	-5.228	10.650	0.038	0.034	0.151
3	22:17:30	-0.045	0.087	0.321	-7.747	9.089	0.029	0.047	0.114
x		0.040	0.096	0.393	-5.511	10.890	0.040	0.037	0.155
σ		0.078	0.022	0.070	2.109	1.940	0.013	0.009	0.042
%RSD		194.900	23.300	17.790	38.280	17.810	32.080	22.720	26.980

Run	Time	65Cu	66Zn	68Zn	75As	78Se	82Se	83Kr	88Sr
		ppb	ppb	ppb	ppb	ppb	ppb	ppb	ppb
1	22:16:04	0.114	0.334	0.330	-0.438	-1.103	-1.003	0.000	0.114
2	22:16:47	0.120	0.422	0.422	-0.217	-1.040	-0.923	0.000	0.101
3	22:17:30	0.118	0.337	0.322	-0.315	-1.129	-1.198	0.000	0.080
x		0.117	0.364	0.358	-0.323	-1.091	-1.041	0.000	0.098
σ		0.003	0.050	0.056	0.111	0.046	0.141	0.000	0.017
%RSD		2.425	13.850	15.620	34.290	4.180	13.580	0.000	17.570

Run	Time	89Y	95Mo	98Mo	103Rh	107Ag	109Ag	111Cd	114Cd
		ppb	ppb	ppb	ppb	ppb	ppb	ppb	ppb
1	22:16:04	81.802%	0.399	0.252	84.957%	0.042	0.045	-0.103	-0.053
2	22:16:47	82.257%	0.191	0.223	85.304%	0.021	0.037	-0.124	-0.067
3	22:17:30	81.659%	0.088	0.067	84.642%	0.022	0.032	-0.114	-0.092
x		81.906%	0.226	0.180	84.968%	0.028	0.038	-0.113	-0.071
σ		0.312%	0.159	0.100	0.331%	0.012	0.007	0.011	0.020
%RSD		0.381	70.260	55.210	0.390	41.690	17.120	9.288	28.330

Run	Time	115In	118Sn	121Sb	123Sb	135Ba	137Ba	159Tb	165Ho
		ppb	ppb	ppb	ppb	ppb	ppb	ppb	ppb
1	22:16:04	85.331%	0.129	0.051	0.072	0.121	0.124	88.329%	88.726%
2	22:16:47	86.666%	0.107	0.044	0.052	0.097	0.126	89.415%	90.359%
3	22:17:30	85.409%	0.086	0.054	0.033	0.124	0.090	88.696%	89.581%
x		85.802%	0.107	0.050	0.052	0.114	0.114	88.813%	89.555%
σ		0.749%	0.021	0.005	0.020	0.015	0.020	0.552%	0.817%
%RSD		0.873	19.880	10.460	37.890	13.160	17.710	0.622	0.912

Run	Time	203Tl	205Tl	206Pb	207Pb	208Pb	209Bi
		ppb	ppb	ppb	ppb	ppb	ppb
1	22:16:04	0.036	0.038	0.085	0.100	0.090	98.278%
2	22:16:47	0.028	0.027	0.079	0.076	0.084	100.011%
3	22:17:30	0.024	0.021	0.071	0.066	0.068	100.443%
x		0.029	0.029	0.078	0.080	0.080	99.577%
σ		0.006	0.008	0.007	0.018	0.011	1.146%
%RSD		21.230	29.200	9.534	21.950	14.040	1.151

Performance Report

Sample details
Sample name : ITUNE
Acquired at : 4/1/2013 12:55:14 PM
Report name : EPA ILMO5.2/6020A 2.1 [3/15/2013 11:49:53 AM]

Mass Calibration verification

Acquisition parameters
Sweeps : 25
Dwell : 2.0 mSecs
Point spacing : 0.02 amu
Peak width measured at 5% of the peak maximum

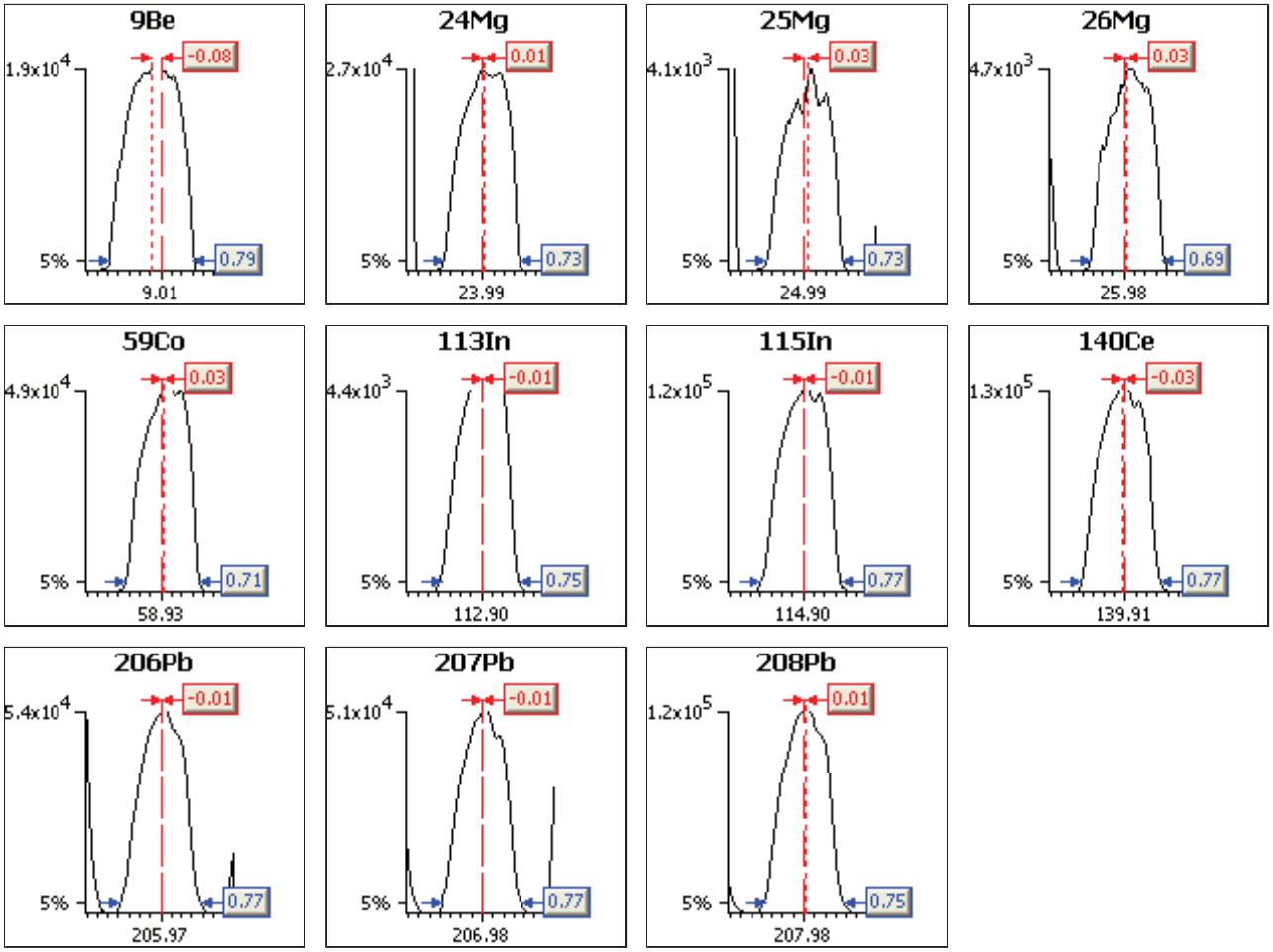

Analyte	Limits			Results	
	Max. width	Min. width	Max. error	Peak width	Peak error
9Be	0.90	0.45	0.10	0.79	-0.08
24Mg	0.90	0.45	0.10	0.73	0.01
25Mg	0.90	0.45	0.10	0.73	0.03
26Mg	0.90	0.45	0.10	0.69	0.03
59Co	0.90	0.45	0.10	0.71	0.03
113In	0.90	0.45	0.10	0.75	-0.01
115In	0.90	0.45	0.10	0.77	-0.01
140Ce	0.90	0.45	0.10	0.77	-0.03
206Pb	0.90	0.45	0.10	0.77	-0.01
207Pb	0.90	0.45	0.10	0.77	-0.01
208Pb	0.90	0.45	0.10	0.75	0.01

Sample details
Sample name : ITUNE
Acquired at : 4/1/2013 12:55:14 PM
Report name : EPA ILMO5.2/6020A 2.1 [3/15/2013 11:49:53 AM]

Tune conditions

Major	
Extraction	-165
Lens 1	2.0
Focus	25.3
D1	-39.2
Pole Bias	3.0
Hexapole Bias	-3.0
Nebuliser	0.81
Sampling Depth	150

Minor	
Lens 2	-35.3
Lens 3	-188.2
Forward power	1300
Horizontal	27
Vertical	502
D2	-160
DA	-80.0
Cool	18.0
Auxiliary	0.90

Global	
Standard resolution	n/a
High resolution	n/a
Analogue Detector	n/a
PC Detector	n/a

Add. Gases	
He/H2	0.00
He/NH3	0.00

Sensitivity and stability results

Acquisition parameters
Sweeps : 150

Run	Time	5Bkg	9Be	24Mg	25Mg	26Mg	56Ar O	59Co	137Ba++
Dwell (mSecs)		0.0	0.0	0.0	0.0	0.0	0.0	0.0	0.0
Limits	%RSD	-	5.0%	5.0%	5.0%	5.0%	-	5.0%	-
	Countrate	-	>500	>500	>500	>500	-	>5000	-
1	12:56:02 PM	0	20155	26721	3718	4269	105629	48115	0
2	12:57:28 PM	0	20025	26615	3648	4233	105032	48518	0
3	12:58:53 PM	0	19989	28000	3822	4401	104407	48476	0
4	1:00:18 PM	0	19813	27560	3770	4360	105464	48383	1
5	1:01:43 PM	0	19870	27315	3694	4252	106041	48569	0
x		0	19970	27242	3730	4303	105314	48412	0
σ		0.03	134.40	579.91	67.59	73.12	623.09	179.80	0.60
%RSD		223.607	0.673	2.129	1.812	1.699	0.592	0.371	223.607

Run	Time	138Ba++	101Bkg	113In	115In	138Ba	140Ce	156Ce O	206Pb
Dwell (mSecs)		0.0	0.0	0.0	0.0	0.0	0.0	0.0	0.0
Limits	%RSD	-	-	5.0%	5.0%	-	5.0%	-	5.0%
	Countrate	-	-	>200	>5000	-	>10000	-	>500
1	12:56:02 PM	12	0	5087	118397	549	133961	1407	56744
2	12:57:28 PM	6	0	5154	119481	541	135234	1404	56484
3	12:58:53 PM	6	0	5163	120242	505	135730	1425	57662
4	1:00:18 PM	9	0	5219	121713	525	136985	1396	58066
5	1:01:43 PM	7	0	5201	122205	553	138174	1426	58154
x		8	0	5165	120407	535	136017	1412	57422
σ		2.34	0.07	50.96	1570.30	20.00	1621.39	13.21	766.18
%RSD		29.200	136.931	0.987	1.304	3.741	1.192	0.936	1.334

Run	Time	207Pb	208Pb	220Bkg
Dwell (mSecs)		0.0	0.0	0.0
Limits	%RSD	5.0%	5.0%	-
	Countrate	>500	>500	<2500
1	12:56:02 PM	51357	122634	0
2	12:57:28 PM	51802	123593	0
3	12:58:53 PM	52198	125644	0
4	1:00:18 PM	52772	126646	0
5	1:01:43 PM	53280	127329	0
x		52282	125169	0
σ		763.03	1998.68	0.06
%RSD		1.459	1.597	104.583

Ratio results

Run	Time	156Ce O/140Ce
Ratio limits		<0.0500
1	12:56:02 PM	0
2	12:57:28 PM	0

3	12:58:53 PM	0
4	1:00:18 PM	0
5	1:01:43 PM	0
x		0.0104
σ		0.00
%RSD		1.2692

Result : The performance report passed.

METALS BATCH WORKSHEET

Lab Name: TestAmerica Canton Job No.: 240-21987-1

SDG No.:

Batch Number: 78432 Batch Start Date: 03/15/13 12:45 Batch Analyst: McGall, Lisa

Batch Method: 7470A Batch End Date: 03/15/13 14:45

Lab Sample ID	Client Sample ID	Method Chain	Basis	InitialAmount	FinalAmount	MTH2S04 00012	MTHGCALW 00331	MTHNO3 00044	MTK2S208RGNT 00036
MB 240-78432/1		7470A, 7470A/DOD		100 mL	100 mL	5 mL		2.5 mL	8 mL
LCS 240-78432/2		7470A, 7470A/DOD		100 mL	100 mL	5 mL	5 mL	2.5 mL	8 mL
240-21987-H-1	079-0007-0001-SO URCEWATER	7470A, 7470A/DOD	T	100 mL	100 mL	5 mL		2.5 mL	8 mL

Lab Sample ID	Client Sample ID	Method Chain	Basis	MTKMN04W 00040	AnalysisComment				
MB 240-78432/1		7470A, 7470A/DOD		15 mL					
LCS 240-78432/2		7470A, 7470A/DOD		15 mL					
240-21987-H-1	079-0007-0001-SO URCEWATER	7470A, 7470A/DOD	T	15 mL	DOD - LCG SUPP.				

Batch Notes	
Pipette ID	383364 383366
Digestion Tube/Cup Lot #	122612

Basis	Basis Description
T	Total/NA

The pound sign (#) in the amount added field denotes that the reagent was used undiluted. All calculations are performed using the stated concentration for this reagent.

METALS BATCH WORKSHEET

Lab Name: TestAmerica Canton Job No.: 240-21987-1

SDG No.:

Batch Number: 78670 Batch Start Date: 03/18/13 10:45 Batch Analyst: Girard, Susan

Batch Method: 7470A Batch End Date: 03/18/13 12:45

Lab Sample ID	Client Sample ID	Method Chain	Basis	InitialAmount	FinalAmount	MTH2S04 00012	MTHGCALW 00332	MTHgStd 00009	MTHNO3 00044
ICV 240-78670/7		7470A, 7470A/DOD		100 mL	100 mL	5 mL		0.25 mL	2.5 mL
ICB 240-78670/8		7470A, 7470A/DOD		100 mL	100 mL	5 mL			2.5 mL
CRA 240-78670/9		7470A, 7470A/DOD		100 mL	100 mL	5 mL	0.2 mL		2.5 mL
CCVL 240-78670/10		7470A, 7470A/DOD		100 mL	100 mL	5 mL	5 mL		2.5 mL
CCV 240-78670/11		7470A, 7470A/DOD		100 mL	100 mL	5 mL	5 mL		2.5 mL
CCB 240-78670/12		7470A, 7470A/DOD		100 mL	100 mL	5 mL			2.5 mL

Lab Sample ID	Client Sample ID	Method Chain	Basis	MTK2S208RGNT 00036	MTKMN04W 00040				
ICV 240-78670/7		7470A, 7470A/DOD		8 mL	15 mL				
ICB 240-78670/8		7470A, 7470A/DOD		8 mL	15 mL				
CRA 240-78670/9		7470A, 7470A/DOD		8 mL	15 mL				
CCVL 240-78670/10		7470A, 7470A/DOD		8 mL	15 mL				
CCV 240-78670/11		7470A, 7470A/DOD		8 mL	15 mL				
CCB 240-78670/12		7470A, 7470A/DOD		8 mL	15 mL				

Batch Notes	
Pipette ID	383364-383366
Digestion Tube/Cup Lot #	122612

Basis	Basis Description

The pound sign (#) in the amount added field denotes that the reagent was used undiluted. All calculations are performed using the stated concentration for this reagent.

METALS BATCH WORKSHEET

Lab Name: TestAmerica Pittsburgh Job No.: 240-21987-1

SDG No.:

Batch Number: 66565 Batch Start Date: 03/18/13 12:30 Batch Analyst: Haluck, Caitlyn

Batch Method: 3005A Batch End Date: 03/18/13 16:30

Lab Sample ID	Client Sample ID	Method Chain	Basis	InitialAmount	FinalAmount	MTAPITTICPMS 00011	MTAPITTMSA 00014	MTAPITTMSC 00018	
MB 180-66565/1		3005A, 6020/DOD		50 mL	50 mL				
LCS 180-66565/2		3005A, 6020/DOD		50 mL	50 mL	0.5 mL	0.5 mL	0.5 mL	
LCSD 180-66565/3		3005A, 6020/DOD		50 mL	50 mL	0.5 mL	0.5 mL	0.5 mL	
240-21987-I-1	079-0007-0001-SO URCEWATER	3005A, 6020/DOD	R	50 mL	50 mL				

Batch Notes	
Batch Comment	METALS A6
First End time	1630
Lot # of hydrochloric acid	2.5ML 735514
Lot # of Nitric Acid	1.0ML 753980
Hot Block ID number	#5
Oven, Bath or Block Temperature 1	94
Pipette ID	L1201611U
Person who witnessed spiking	CH
First Start time	1230
ID number of the thermometer	IP4 (0.0) E1
Digestion Tube/Cup Lot #	1208059
Uncorrected Temperature	94 Celsius

Basis	Basis Description
R	Total Recoverable

The pound sign (#) in the amount added field denotes that the reagent was used undiluted. All calculations are performed using the stated concentration for this reagent.

Method 8015B - DRO DOD

Diesel Range Organics (DRO) (GC) by Method 8015B DOD

FORM II
GC SEMI VOA SURROGATE RECOVERY

Lab Name: TestAmerica Canton Job No.: 240-21987-1

SDG No.:

Matrix: Water Level: Low

GC Column (1): ID:

Client Sample ID	Lab Sample ID	C91 #
079-0007-0001-SOUR CEWATER	240-21987-1	52
	MB 240-78624/21-A	63
	LCS 240-78624/22-A	56

	QC LIMITS
C9 = n-Nonane	10-110

Column to be used to flag recovery values

FORM II 8015B_DRO/DOD

FORM II
GC SEMI VOA SURROGATE RECOVERY

Lab Name: TestAmerica Canton Job No.: 240-21987-1

SDG No.:

Matrix: Water Level: Low

GC Column (1): ID:

Client Sample ID	Lab Sample ID	C91 #
	MRL 240-78992/4	102
	MRL 240-78992/9	109
	MRL 240-79092/5	106
	MRL 240-79092/14	111 Q

	QC LIMITS
C9 = n-Nonane	70-130

Column to be used to flag recovery values

FORM II 8015B_DRO/DOD

FORM III
GC SEMI VOA LAB CONTROL SAMPLE RECOVERY

Lab Name: TestAmerica Canton Job No.: 240-21987-1

SDG No.:

Matrix: Water Level: Low Lab File ID: P5B22012.D

Lab ID: LCS 240-78624/22-A Client ID:

COMPOUND	SPIKE ADDED (ug/L)	LCS CONCENTRATION (ug/L)	LCS % REC	QC LIMITS REC	#
Diesel	2500	1930	77	36-124	

Column to be used to flag recovery and RPD values

FORM III 8015B_DRO/DOD

FORM III
GC SEMI VOA METHOD REPORTING LIMIT CHECK RECOVERY

Lab Name: TestAmerica Canton Job No.: 240-21987-1

SDG No.:

Matrix: Water Level: Low Lab File ID: P5B21004.D

Lab ID: MRL 240-78992/4 Client ID:

COMPOUND	SPIKE ADDED (ng/uL)	MRL CONCENTRATION (ng/uL)	MRL % REC	QC LIMITS REC	#
Diesel	100	91.4 J	91	70-130	

Column to be used to flag recovery and RPD values

FORM III 8015B_DRO/DOD

FORM III
GC SEMI VOA METHOD REPORTING LIMIT CHECK RECOVERY

Lab Name: TestAmerica Canton Job No.: 240-21987-1

SDG No.:

Matrix: Water Level: Low Lab File ID: P5B21009.D

Lab ID: MRL 240-78992/9 Client ID:

COMPOUND	SPIKE ADDED (ng/uL)	MRL CONCENTRATION (ng/uL)	MRL % REC	QC LIMITS REC	#
Diesel	100	98.8 J	99	70-130	

Column to be used to flag recovery and RPD values

FORM III 8015B_DRO/DOD

FORM III
GC SEMI VOA METHOD REPORTING LIMIT CHECK RECOVERY

Lab Name: TestAmerica Canton Job No.: 240-21987-1

SDG No.:

Matrix: Water Level: Low Lab File ID: P5B22005.D

Lab ID: MRL 240-79092/5 Client ID:

COMPOUND	SPIKE ADDED (ng/uL)	MRL CONCENTRATION (ng/uL)	MRL % REC	QC LIMITS REC	#
Diesel	100	98.1 J	98	70-130	

Column to be used to flag recovery and RPD values

FORM III 8015B_DRO/DOD

FORM III
GC SEMI VOA METHOD REPORTING LIMIT CHECK RECOVERY

Lab Name: TestAmerica Canton Job No.: 240-21987-1

SDG No.:

Matrix: Water Level: Low Lab File ID: P5B22014.D

Lab ID: MRL 240-79092/14 Client ID:

COMPOUND	SPIKE ADDED (ng/uL)	MRL CONCENTRATION (ng/uL)	MRL % REC	QC LIMITS REC	#
Diesel	100	102	102	70-130	

Column to be used to flag recovery and RPD values

FORM III 8015B_DRO/DOD

FORM IV
GC SEMI VOA METHOD BLANK SUMMARY

Lab Name: TestAmerica Canton Job No.: 240-21987-1

SDG No.:

Lab Sample ID: MB 240-78624/21-A

Matrix: Water Date Extracted: 03/18/2013 10:31

Lab File ID:(1) P5B22011.D Lab File ID:(2)

Date Analyzed:(1) 03/22/2013 11:17 Date Analyzed:(2)

Instrument ID:(1) A2HP5R Instrument ID:(2)

GC Column:(1) ID: GC Column:(2) ID:

THIS METHOD BLANK APPLIES TO THE FOLLOWING SAMPLES:

CLIENT SAMPLE ID	LAB SAMPLE ID	DATE ANALYZED 1	DATE ANALYZED 2
079-0007-0001-SOURCEWATER	240-21987-1	03/21/2013 17:45	
	LCS 240-78624/22-A	03/22/2013 11:47	

FORM VIII
GC SEMI VOA ANALYTICAL SEQUENCE

Lab Name: TestAmerica Canton Job No.: 240-21987-1

SDG No.:

Sample No.: CCV 240-78992/5 Date Analyzed: 03/21/2013 17:16

Instrument ID: A2HP5R GC Column: ID: ()

Lab File ID (Standard): P5B21005.D Heated Purge: (Y/N) N

Calibration ID: 14111

THE ANALYTICAL SEQUENCE OF BLANKS, SAMPLES, STANDARDS, MS/MSDs AND LCSs IS GIVEN BELOW:

				C9		
				RT #		
CONTINUING CALIBRATION SURROGATE				3.71		
UPPER LIMIT				3.81		
LOWER LIMIT				3.61		
LAB SAMPLE ID	CLIENT SAMPLE ID	DATE ANALYZED	LAB FILE ID			
CCV 240-78992/5 CCVRT		03/21/2013 17:16	P5B21005.D	3.71		
240-21987-1	079-0007-0001-SOURCEWATER	03/21/2013 17:45	P5B21006.D	3.71		
CCV 240-78992/8		03/21/2013 18:45	P5B21008.D	3.71		

C9 = n-Nonane

C9 RT Limit = ± 0.1 minutes of surrogate RT

Column used to flag values outside QC limits

FORM VIII 8015B_DRO/DOD

FORM I
GC SEMI VOA ORGANICS ANALYSIS DATA SHEET

Lab Name: TestAmerica Canton
Job No.: 240-21987-1
SDG No.:
Client Sample ID: 079-0007-0001-SOURCEWATER
Lab Sample ID: 240-21987-1
Matrix: Water
Lab File ID: P5B21006.D
Analysis Method: 8015B_DRO/DOD
Date Collected: 03/14/2013 12:00
Extraction Method: 3520C
Date Extracted: 03/18/2013 10:31
Sample wt/vol: 1030(mL)
Date Analyzed: 03/21/2013 17:45
Con. Extract Vol.: 5(mL)
Dilution Factor: 1
Injection Volume: 1(uL)
GC Column: ID:
% Moisture:
GPC Cleanup:(Y/N) N
Analysis Batch No.: 78992
Units: ug/L

CAS NO.	COMPOUND NAME	RESULT	Q	LOQ	LOD	DL
STL00115	C10-C20	230	U	490	230	230
STL00272	C20-C34	230	U	490	230	230

CAS NO.	SURROGATE	%REC	Q	LIMITS
111-84-2	n-Nonane	52		10-110

TestAmerica Canton
Target Compound Quantitation Report

Data File:	\\Ncchrom\ChromData\A2HP5R\20130321-18143.b\P5B21006.D		
Lims ID:	240-21987-O-1-A	Client ID:	079-0007-0001-SOURCEWATER
Inject. Date:	21-Mar-2013 17:45:54	Dil. Factor:	1.0000
Sample Type:	Client		
Sample ID:	240-0018143-006		
Misc. Info.:			
Operator:	4275	Instrument ID:	A2HP5R
Injection Vol:	1.0 ul	ALS Bottle#:	56
Lims Batch ID:	78992	Lims Sample ID:	6
Detector:	GC FID2B		
Method:	\\Ncchrom\ChromData\A2HP5R\20130321-18143.b\TPH5R.m		
Last Update:	22-Mar-2013 09:42:48	Calib Date:	11-Mar-2013 18:22:16
Quant Method:	External Standard	Quant By:	Initial Calibration
Last ICal File:	\\Ncchrom\ChromData\A2HP5R\20130311-17906.b\P5B11008.D		
Limit Group:	GC 8015C TPH ICAL		
Integrator:	Falcon		
Column Type:		Column Dia:	
Process Host:	XAWRK029		

RT	EXP RT	DLT RT	Response	On-Col Amt ng/ul	Flags
$ 8 n-Nonane					
3.713	3.713	0.000	10377623	51.7	
A 12 C10-C20					
	4.853 - 9.972				
A 15 Diesel					
	4.853 - 13.335				
A 22 C20-C34					
	9.972 - 15.155				

Report Date: 22-Mar-2013 09:42:49 Chrom Revision: 2.0 01-Feb-2013 10:03:10

TestAmerica Canton

Data File:	\\Ncchrom\ChromData\A2HP5R\20130321-18143.b\P5B21006.D		
Injection Date:	21-Mar-2013 17:45:54	Limit Group:	GC 8015C TPH ICAL
Client ID:	079-0007-0001-SOURCEWATER	Instrument ID:	A2HP5R
Lims Batch ID:	78992	Lims Sample ID:	6
Operator ID:	4275	Injection Vol:	1.0 ul
Column Type:		Column Dia:	
Y Scaling:			

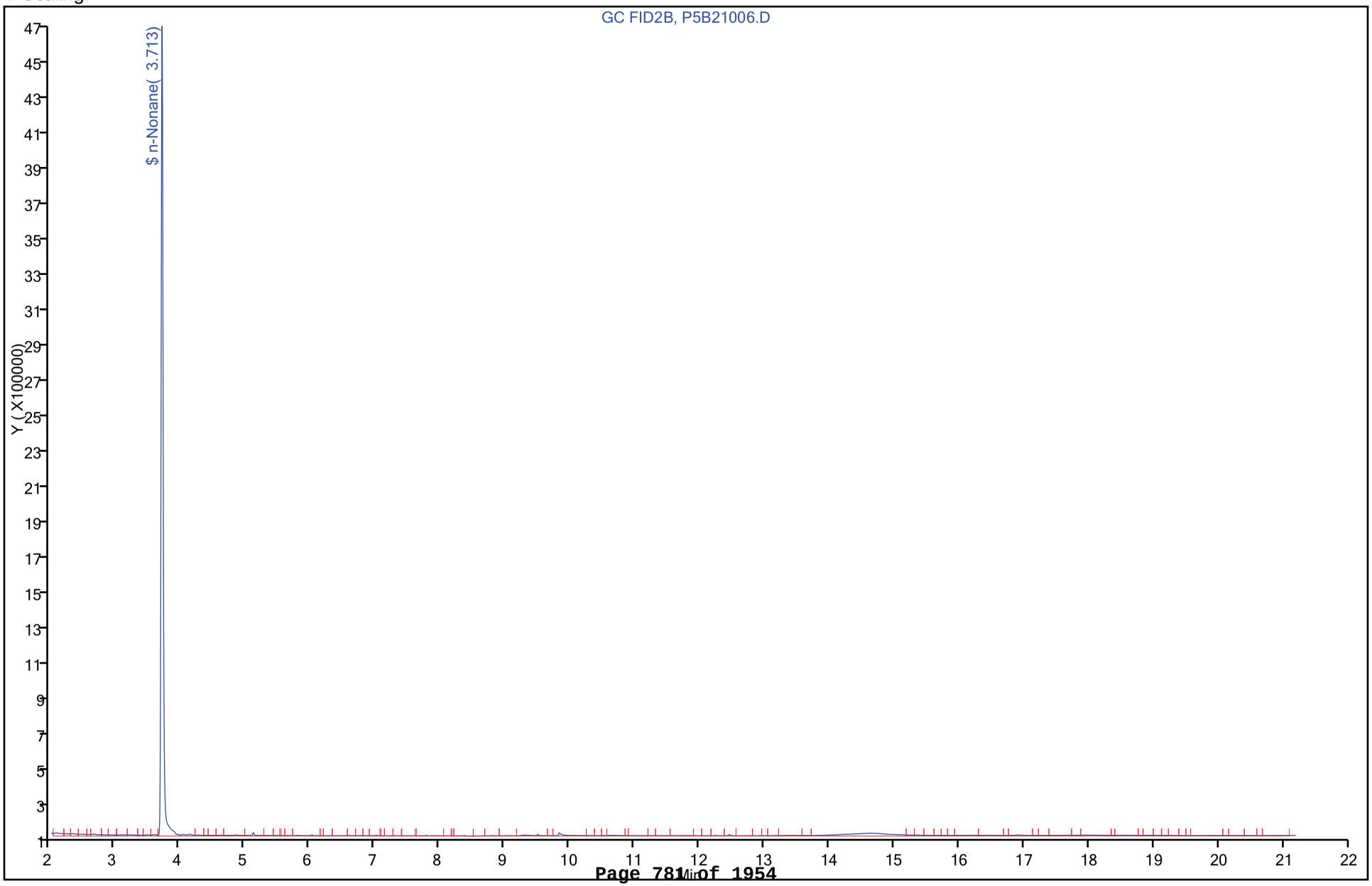

FORM VI
GC SEMI VOA INITIAL CALIBRATION DATA
EXTERNAL STANDARD RETENTION TIME SUMMARY

Lab Name: TestAmerica Canton Job No.: 240-21987-1 Analy Batch No.: 77903

SDG No.:

Instrument ID: A2HP5R GC Column: ID: Heated Purge: (Y/N) N

Calibration Start Date: 03/11/2013 16:19 Calibration End Date: 03/11/2013 18:22 Calibration ID: 14111

Calibration Files:

LEVEL:	LAB SAMPLE ID:	LAB FILE ID:
Level 1	STD1 240-77903/4	P5B11004.D
Level 2	STD2 240-77903/5	P5B11005.D
Level 3	STD3 240-77903/6	P5B11006.D
Level 4	STD4 240-77903/7	P5B11007.D
Level 5	STD5 240-77903/8	P5B11008.D

ANALYTE	LVL 1	LVL 2	LVL 3	LVL 4	LVL 5						RT WINDOW	AVG RT
Diesel Range Organics [C10 - C28]	9.097	9.097	9.097	9.097	9.097						4.858 - 13.335	9.097
n-Nonane	3.719	3.725	3.725	3.727	3.728						3.649 - 3.789	3.725

FORM VI
GC SEMI VOA INITIAL CALIBRATION DATA
EXTERNAL STANDARD CURVE EVALUATION

Lab Name: TestAmerica Canton Job No.: 240-21987-1 Analy Batch No.: 77903

SDG No.:

Instrument ID: A2HP5R GC Column: ID: Heated Purge: (Y/N) N

Calibration Start Date: 03/11/2013 16:19 Calibration End Date: 03/11/2013 18:22 Calibration ID: 14111

Calibration Files:

LEVEL:	LAB SAMPLE ID:	LAB FILE ID:
Level 1	STD1 240-77903/4	P5B11004.D
Level 2	STD2 240-77903/5	P5B11005.D
Level 3	STD3 240-77903/6	P5B11006.D
Level 4	STD4 240-77903/7	P5B11007.D
Level 5	STD5 240-77903/8	P5B11008.D

ANALYTE	CF				CURVE TYPE	COEFFICIENT			#	MIN CF	%RSD	#	MAX %RSD	R^2 OR COD	#	MIN R^2 OR COD
	LVL 1 LVL 5	LVL 2	LVL 3	LVL 4		B	M1	M2								
Diesel Range Organics [C10 - C28]	154517 193069	189436	191622	190865	Ave		183901.941				9.0		20.0			
n-Nonane	171256 208715	206452	209883	206826	Ave		200626.379				8.2		20.0			

Note: The m1 coefficient is the same as Ave CF for an Ave curve type.

FORM VI
GC SEMI VOA INITIAL CALIBRATION DATA
EXTERNAL STANDARD RESPONSE AND CONCENTRATION

Lab Name: TestAmerica Canton Job No.: 240-21987-1 Analy Batch No.: 77903

SDG No.:

Instrument ID: A2HP5R GC Column: ID: Heated Purge: (Y/N) N

Calibration Start Date: 03/11/2013 16:19 Calibration End Date: 03/11/2013 18:22 Calibration ID: 14111

Calibration Files:

LEVEL:	LAB SAMPLE ID:	LAB FILE ID:
Level 1	STD1 240-77903/4	P5B11004.D
Level 2	STD2 240-77903/5	P5B11005.D
Level 3	STD3 240-77903/6	P5B11006.D
Level 4	STD4 240-77903/7	P5B11007.D
Level 5	STD5 240-77903/8	P5B11008.D

ANALYTE	CURVE TYPE	RESPONSE					CONCENTRATION (NG/UL)				
		LVL 1	LVL 2	LVL 3	LVL 4	LVL 5	LVL 1	LVL 2	LVL 3	LVL 4	LVL 5
Diesel Range Organics [C10 - C28]	Ave	15451723	37887160	95811018	190865171	386138932	100	200	500	1000	2000
n-Nonane	Ave	1712562	4129035	10494139	20682585	41743063	10.0	20.0	50.0	100	200

Curve Type Legend:

Ave = Average

TestAmerica Canton
Target Compound Quantitation Report

Data File:	\\Ncchrom\ChromData\A2HP5R\20130311-17906.b\P5B11004.D		
Lims ID:	STD1 DIESEL	Client ID:	
Inject. Date:	11-Mar-2013 16:19:09	Dil. Factor:	1.0000
Sample Type:	IC	Calib Level:	1
Sample ID:	240-0017906-004		
Misc. Info.:			
Operator:	4275	Instrument ID:	A2HP5R
Injection Vol:	1.0 ul	ALS Bottle#:	54
Lims Batch ID:	77903	Lims Sample ID:	4
Sublist:	chrom-TPH5R*sub1		
Detector:	GC FID2B		

Method:	\\Ncchrom\ChromData\A2HP5R\20130311-17906.b\TPH5R.m		
Last Update:	12-Mar-2013 10:27:08	Calib Date:	11-Mar-2013 18:22:16
Quant Method:	External Standard	Quant By:	Initial Calibration
Last ICal File:	\\Ncchrom\ChromData\A2HP5R\20130311-17906.b\P5B11008.D		
Limit Group:	GC 8015C TPH ICAL		
Integrator:	Falcon		
Column Type:		Column Dia:	
Process Host:	XAWRK035		

RT	EXP RT	DLT RT	Response	On-Col Amt ng/ul	Flags
$ 8 n-Nonane					
3.719	3.719	0.000	1712562	8.54	
A 15 Diesel					
9.097	4.858 - 13.335		15451723	84.0	

Report Date: 12-Mar-2013 10:27:08 Chrom Revision: 2.0 01-Feb-2013 10:03:10

TestAmerica Canton

Data File:	\\Ncchrom\ChromData\A2HP5R\20130311-17906.b\P5B11004.D		
Injection Date:	11-Mar-2013 16:19:09	Limit Group:	GC 8015C TPH ICAL
Client ID:		Instrument ID:	A2HP5R
Lims Batch ID:	77903	Lims Sample ID:	4
Operator ID:	4275	Injection Vol:	1.0 ul
Column Type:		Column Dia:	
Y Scaling:			

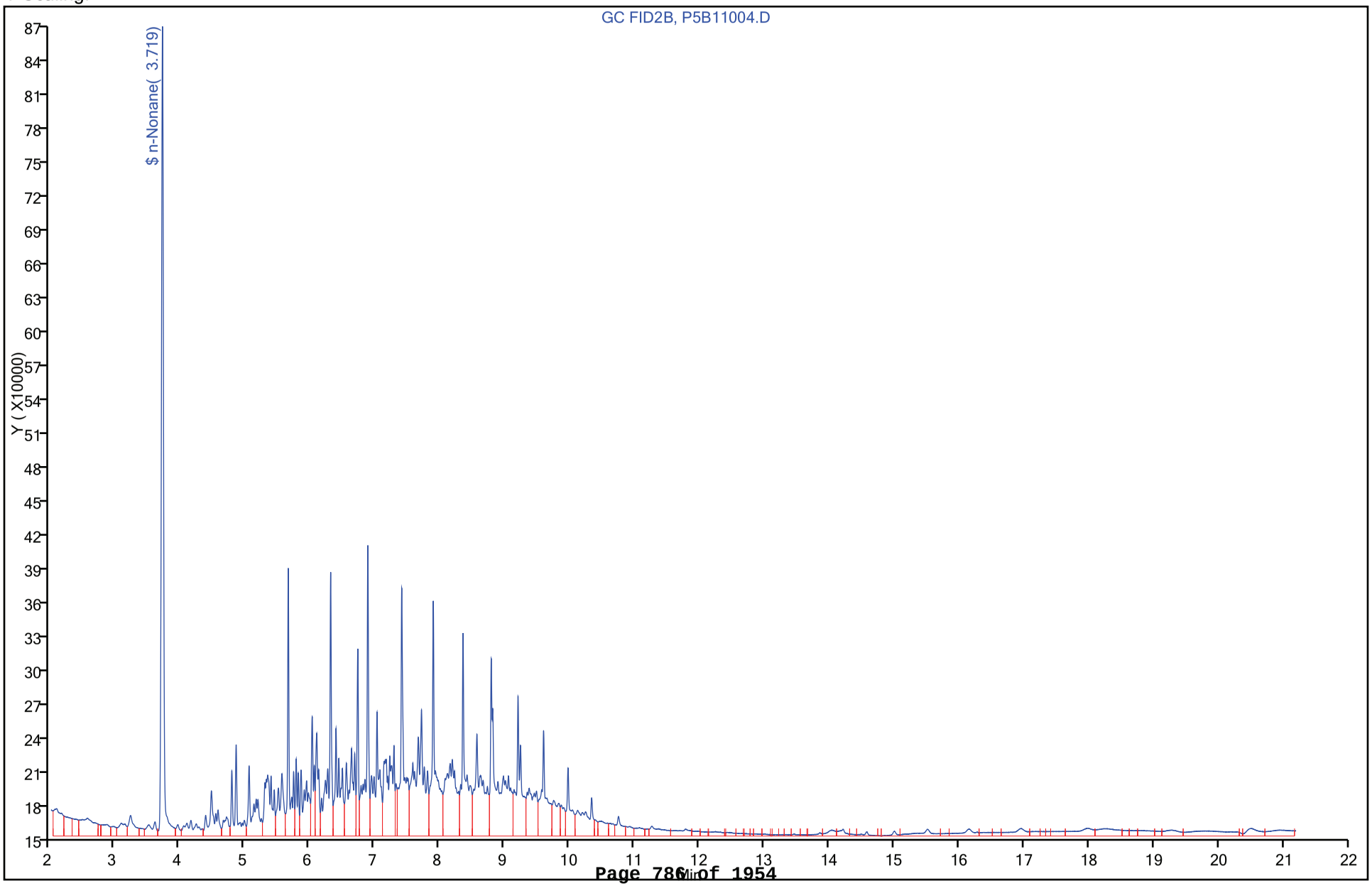

TestAmerica Canton
Target Compound Quantitation Report

Data File:	\\Ncchrom\ChromData\A2HP5R\20130311-17906.b\P5B11005.D		
Lims ID:	STD2 DIESEL	Client ID:	
Inject. Date:	11-Mar-2013 16:50:00	Dil. Factor:	1.0000
Sample Type:	IC	Calib Level:	2
Sample ID:	240-0017906-005		
Misc. Info.:			
Operator:	4275	Instrument ID:	A2HP5R
Injection Vol:	1.0 ul	ALS Bottle#:	55
Lims Batch ID:	77903	Lims Sample ID:	5
Sublist:	chrom-TPH5R*sub1		
Detector:	GC FID2B		

Method:	\\Ncchrom\ChromData\A2HP5R\20130311-17906.b\TPH5R.m		
Last Update:	12-Mar-2013 10:27:09	Calib Date:	11-Mar-2013 18:22:16
Quant Method:	External Standard	Quant By:	Initial Calibration
Last ICal File:	\\Ncchrom\ChromData\A2HP5R\20130311-17906.b\P5B11008.D		
Limit Group:	GC 8015C TPH ICAL		
Integrator:	Falcon		
Column Type:		Column Dia:	
Process Host:	XAWRK035		

RT	EXP RT	DLT RT	Response	On-Col Amt ng/ul	Flags
$ 8 n-Nonane					
3.725	3.719	0.006	4129035	20.6	
A 15 Diesel					
9.097	4.858 - 13.335		37887160	206.0	

Report Date: 12-Mar-2013 10:27:09 Chrom Revision: 2.0 01-Feb-2013 10:03:10

TestAmerica Canton

Data File:	\\Ncchrom\ChromData\A2HP5R\20130311-17906.b\P5B11005.D		
Injection Date:	11-Mar-2013 16:50:00	Limit Group:	GC 8015C TPH ICAL
Client ID:		Instrument ID:	A2HP5R
Lims Batch ID:	77903	Lims Sample ID:	5
Operator ID:	4275	Injection Vol:	1.0 ul
Column Type:		Column Dia:	
Y Scaling:			

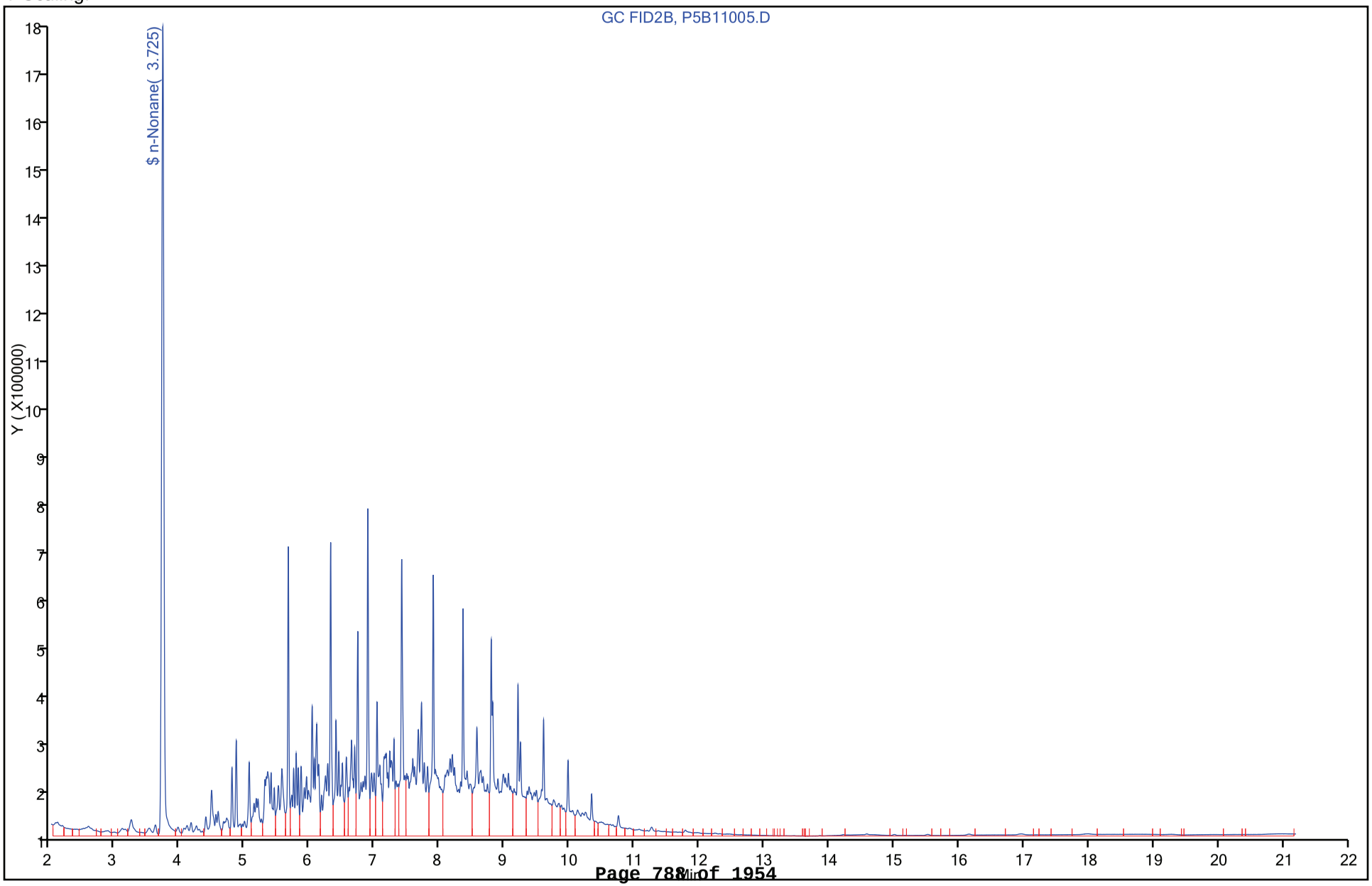

TestAmerica Canton
Target Compound Quantitation Report

Data File:	\\Ncchrom\ChromData\A2HP5R\20130311-17906.b\P5B11006.D		
Lims ID:	STD3 DIESEL	Client ID:	
Inject. Date:	11-Mar-2013 17:20:43	Dil. Factor:	1.0000
Sample Type:	IC	Calib Level:	3
Sample ID:	240-0017906-006		
Misc. Info.:			
Operator:	4275	Instrument ID:	A2HP5R
Injection Vol:	1.0 ul	ALS Bottle#:	56
Lims Batch ID:	77903	Lims Sample ID:	6
Sublist:	chrom-TPH5R*sub1		
Detector:	GC FID2B		
Method:	\\Ncchrom\ChromData\A2HP5R\20130311-17906.b\TPH5R.m		
Last Update:	12-Mar-2013 10:27:10	Calib Date:	11-Mar-2013 18:22:16
Quant Method:	External Standard	Quant By:	Initial Calibration
Last ICal File:	\\Ncchrom\ChromData\A2HP5R\20130311-17906.b\P5B11008.D		
Limit Group:	GC 8015C TPH ICAL		
Integrator:	Falcon		
Column Type:		Column Dia:	
Process Host:	XAWRK035		

RT	EXP RT	DLT RT	Response	On-Col Amt ng/ul	Flags
$ 8 n-Nonane					
3.725	3.719	0.006	10494139	52.3	
A 15 Diesel					
9.097	4.858 - 13.335		95811018	521.0	

Report Date: 12-Mar-2013 10:27:10 Chrom Revision: 2.0 01-Feb-2013 10:03:10

TestAmerica Canton

Data File:	\\Ncchrom\ChromData\A2HP5R\20130311-17906.b\P5B11006.D		
Injection Date:	11-Mar-2013 17:20:43	Limit Group:	GC 8015C TPH ICAL
Client ID:		Instrument ID:	A2HP5R
Lims Batch ID:	77903	Lims Sample ID:	6
Operator ID:	4275	Injection Vol:	1.0 ul
Column Type:		Column Dia:	
Y Scaling:			

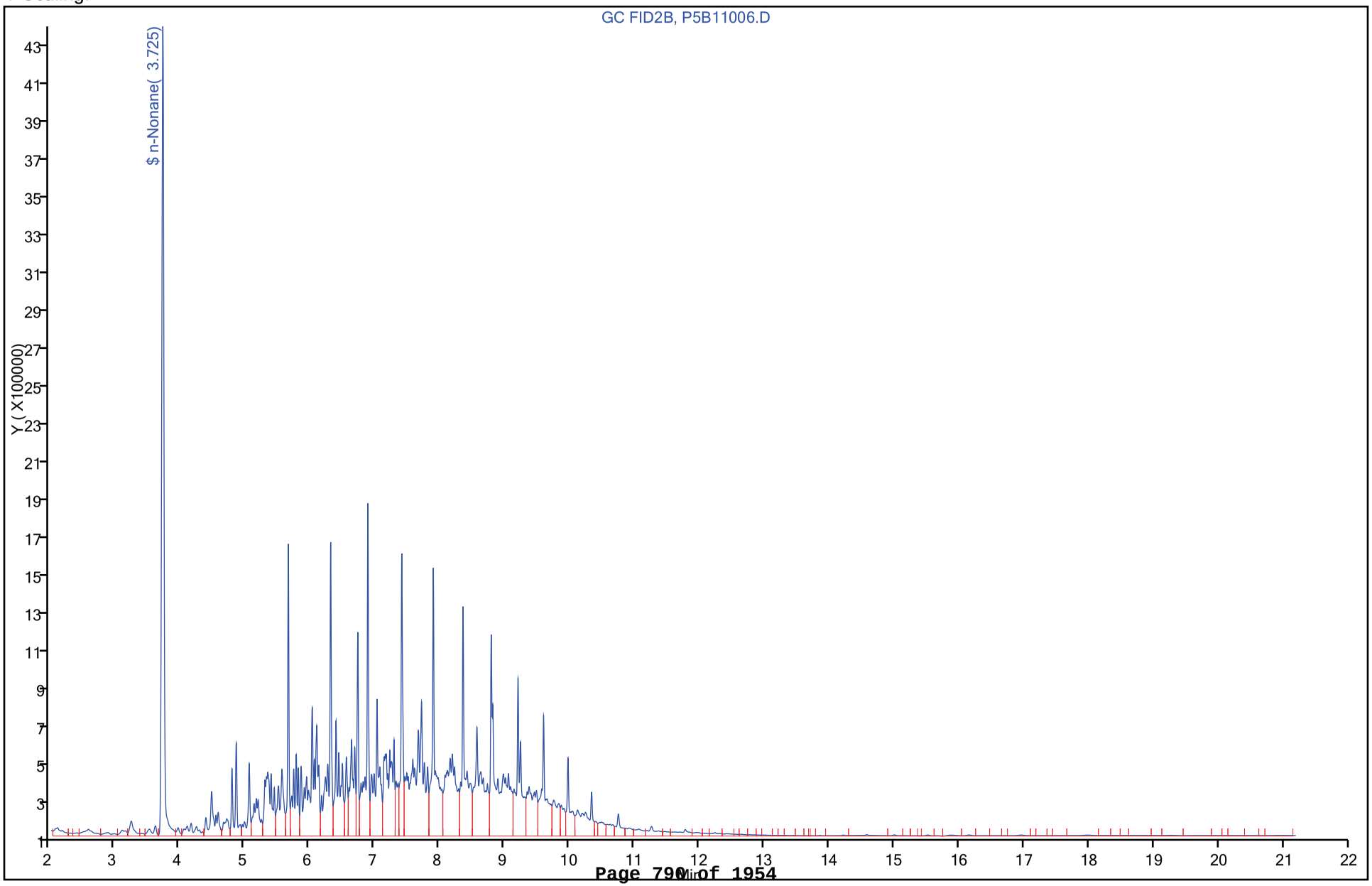

TestAmerica Canton
Target Compound Quantitation Report

Data File:	\\Ncchrom\ChromData\A2HP5R\20130311-17906.b\P5B11007.D		
Lims ID:	STD4 DIESEL	Client ID:	
Inject. Date:	11-Mar-2013 17:51:32	Dil. Factor:	1.0000
Sample Type:	IC	Calib Level:	4
Sample ID:	240-0017906-007		
Misc. Info.:			
Operator:	4275	Instrument ID:	A2HP5R
Injection Vol:	1.0 ul	ALS Bottle#:	57
Lims Batch ID:	77903	Lims Sample ID:	7
Sublist:	chrom-TPH5R*sub1		
Detector:	GC FID2B		

Method:	\\Ncchrom\ChromData\A2HP5R\20130311-17906.b\TPH5R.m		
Last Update:	12-Mar-2013 10:27:11	Calib Date:	11-Mar-2013 18:22:16
Quant Method:	External Standard	Quant By:	Initial Calibration
Last ICal File:	\\Ncchrom\ChromData\A2HP5R\20130311-17906.b\P5B11008.D		
Limit Group:	GC 8015C TPH ICAL		
Integrator:	Falcon		
Column Type:		Column Dia:	
Process Host:	XAWRK035		

RT	EXP RT	DLT RT	Response	On-Col Amt ng/ul	Flags
$ 8 n-Nonane					
3.727	3.719	0.008	20682585	103.1	
A 15 Diesel					
9.097	4.858 - 13.335		190865171	1037.9	

Report Date: 12-Mar-2013 10:27:11 Chrom Revision: 2.0 01-Feb-2013 10:03:10

TestAmerica Canton

Data File:	\\Ncchrom\ChromData\A2HP5R\20130311-17906.b\P5B11007.D		
Injection Date:	11-Mar-2013 17:51:32	Limit Group:	GC 8015C TPH ICAL
Client ID:		Instrument ID:	A2HP5R
Lims Batch ID:	77903	Lims Sample ID:	7
Operator ID:	4275	Injection Vol:	1.0 ul
Column Type:		Column Dia:	
Y Scaling:			

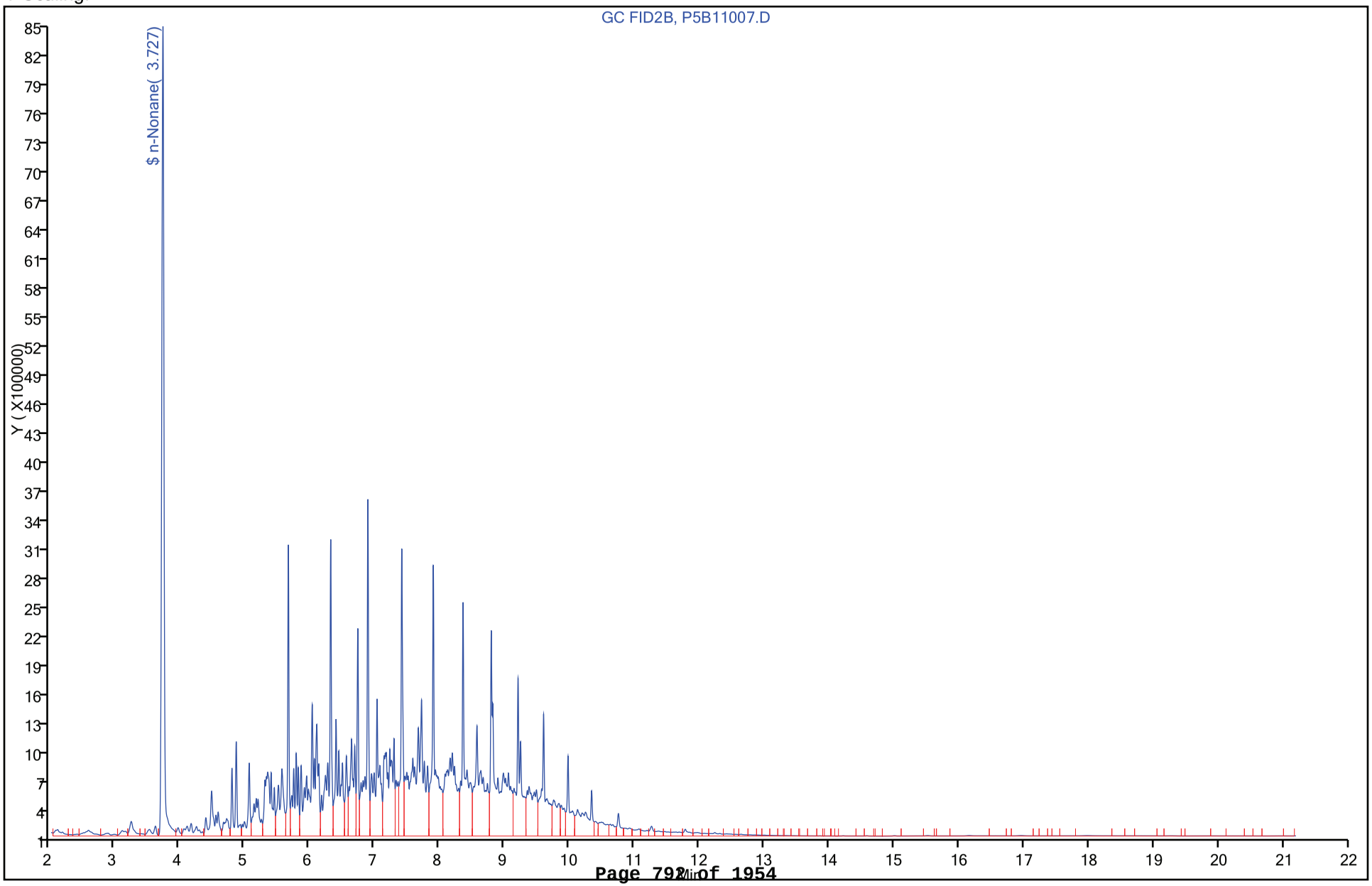

TestAmerica Canton
Target Compound Quantitation Report

Data File:	\\Ncchrom\ChromData\A2HP5R\20130311-17906.b\P5B11008.D		
Lims ID:	STD5 DIESEL	Client ID:	
Inject. Date:	11-Mar-2013 18:22:16	Dil. Factor:	1.0000
Sample Type:	IC	Calib Level:	5
Sample ID:	240-0017906-008		
Misc. Info.:			
Operator:	4275	Instrument ID:	A2HP5R
Injection Vol:	1.0 ul	ALS Bottle#:	58
Lims Batch ID:	77903	Lims Sample ID:	8
Sublist:	chrom-TPH5R*sub1		
Detector:	GC FID2B		

Method:	\\Ncchrom\ChromData\A2HP5R\20130311-17906.b\TPH5R.m		
Last Update:	12-Mar-2013 10:27:12	Calib Date:	11-Mar-2013 18:22:16
Quant Method:	External Standard	Quant By:	Initial Calibration
Last ICal File:	\\Ncchrom\ChromData\A2HP5R\20130311-17906.b\P5B11008.D		
Limit Group:	GC 8015C TPH ICAL		
Integrator:	Falcon		
Column Type:		Column Dia:	
Process Host:	XAWRK035		

RT	EXP RT	DLT RT	Response	On-Col Amt ng/ul	Flags
$ 8 n-Nonane					
3.728	3.719	0.009	41743063	208.1	
A 15 Diesel					
9.097	4.858 - 13.335		386138932	2099.7	

Report Date: 12-Mar-2013 10:27:12 Chrom Revision: 2.0 01-Feb-2013 10:03:10

TestAmerica Canton

Data File:	\\Ncchrom\ChromData\A2HP5R\20130311-17906.b\P5B11008.D		
Injection Date:	11-Mar-2013 18:22:16	Limit Group:	GC 8015C TPH ICAL
Client ID:		Instrument ID:	A2HP5R
Lims Batch ID:	77903	Lims Sample ID:	8
Operator ID:	4275	Injection Vol:	1.0 ul
Column Type:		Column Dia:	
Y Scaling:			

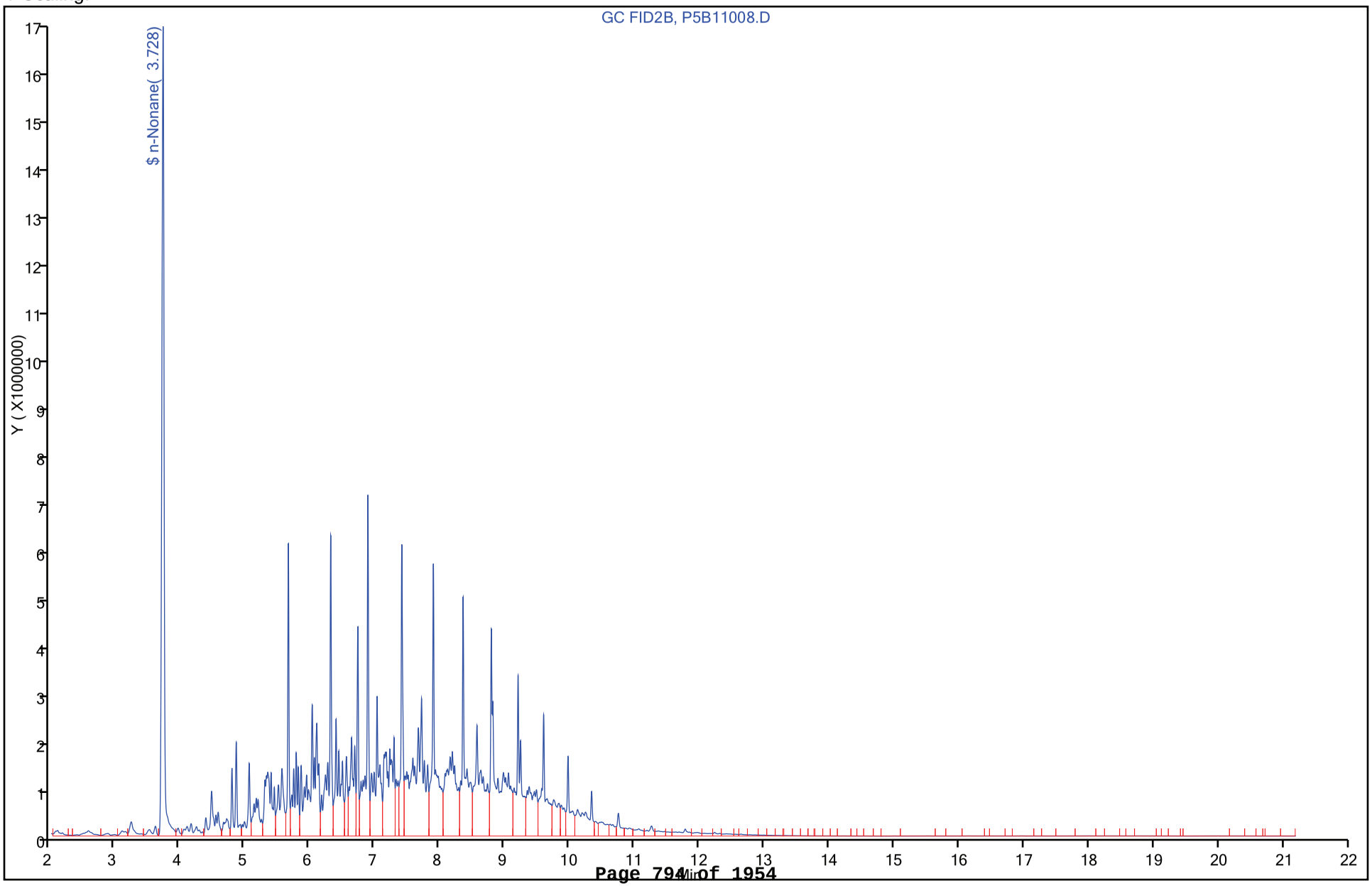

FORM VII
GC SEMI VOA CONTINUING CALIBRATION DATA

Lab Name: TestAmerica Canton Job No.: 240-21987-1

SDG No.:

Lab Sample ID: ICV 240-77903/9 Calibration Date: 03/11/2013 18:53

Instrument ID: A2HP5R Calib Start Date: 03/11/2013 16:19

GC Column: ID: Calib End Date: 03/11/2013 18:22

Lab File ID: P5B11009.D Conc. Units: ng/uL

ANALYTE	CURVE TYPE	AVE CF	CF	MIN CF	CALC AMOUNT	SPIKE AMOUNT	%D	MAX %D
Diesel Range Organics [C10 - C28]	Ave	183902	182742		497	500	-0.6	20.0

FORM VII
GC SEMI VOA CONTINUING CALIBRATION RETENTION TIME SUMMARY

Lab Name: TestAmerica Canton Job No.: 240-21987-1

SDG No.:

Lab Sample ID: ICV 240-77903/9 Calibration Date: 03/11/2013 18:53

Instrument ID: A2HP5R Calib Start Date: 03/11/2013 16:19

GC Column: ID: Calib End Date: 03/11/2013 18:22

Lab File ID: P5B11009.D

Analyte	RT	RT WINDOW	
		FROM	TO
Diesel Range Organics [C10 - C28]	9.10	4.86	13.34

TestAmerica Canton
Target Compound Quantitation Report

Data File:	\\Ncchrom\ChromData\A2HP5R\20130311-17906.b\P5B11009.D		
Lims ID:	ICV DIESEL	Client ID:	
Inject. Date:	11-Mar-2013 18:53:02	Dil. Factor:	1.0000
Sample Type:	ICV		
Sample ID:	240-0017906-009		
Misc. Info.:			
Operator:	4275	Instrument ID:	A2HP5R
Injection Vol:	1.0 ul	ALS Bottle#:	59
Lims Batch ID:	77903	Lims Sample ID:	9
Sublist:			
Detector:	GC FID2B		
Method:	\\Ncchrom\ChromData\A2HP5R\20130311-17906.b\TPH5R.m		
Last Update:	12-Mar-2013 10:27:12	Calib Date:	11-Mar-2013 18:22:16
Quant Method:	External Standard	Quant By:	Initial Calibration
Last ICal File:	\\Ncchrom\ChromData\A2HP5R\20130311-17906.b\P5B11008.D		
Limit Group:	GC 8015C TPH ICAL		
Integrator:	Falcon		
Column Type:		Column Dia:	
Process Host:	XAWRK035		

RT	EXP RT	DLT RT	Response	On-Col Amt ng/ul	Flags
A 15 Diesel					
9.097	4.858 - 13.335		91371208	496.8	

Report Date: 12-Mar-2013 10:27:13 Chrom Revision: 2.0 01-Feb-2013 10:03:10

TestAmerica Canton

Data File:	\\Ncchrom\ChromData\A2HP5R\20130311-17906.b\P5B11009.D		
Injection Date:	11-Mar-2013 18:53:02	Limit Group:	GC 8015C TPH ICAL
Client ID:		Instrument ID:	A2HP5R
Lims Batch ID:	77903	Lims Sample ID:	9
Operator ID:	4275	Injection Vol:	1.0 ul
Column Type:		Column Dia:	
Y Scaling:			

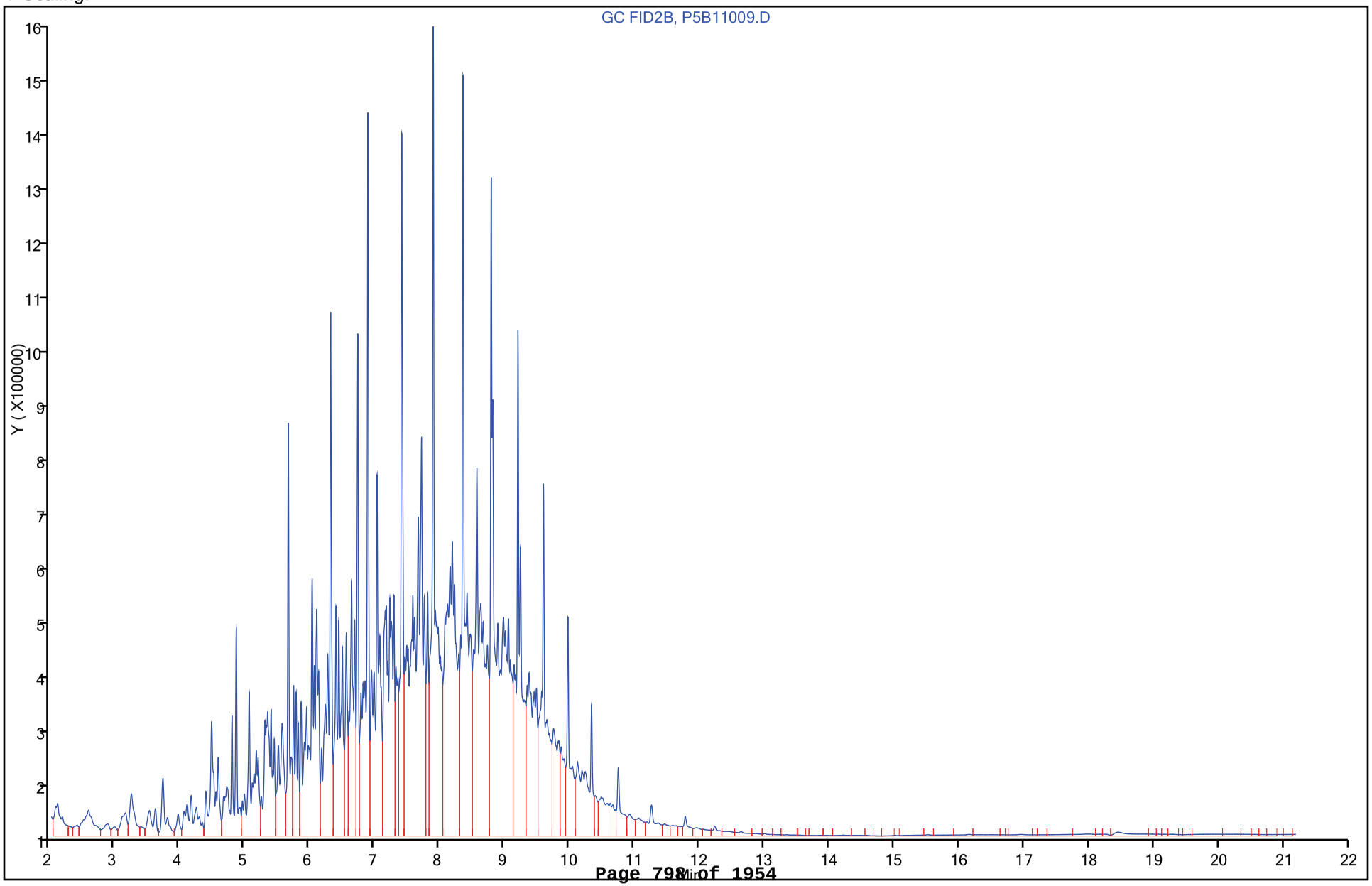

FORM VII
GC SEMI VOA CONTINUING CALIBRATION DATA

Lab Name: TestAmerica Canton Job No.: 240-21987-1

SDG No.:

Lab Sample ID: CCV 240-78992/5 Calibration Date: 03/21/2013 17:16

Instrument ID: A2HP5R Calib Start Date: 03/11/2013 16:19

GC Column: ID: Calib End Date: 03/11/2013 18:22

Lab File ID: P5B21005.D Conc. Units: ng/uL

ANALYTE	CURVE TYPE	AVE CF	CF	MIN CF	CALC AMOUNT	SPIKE AMOUNT	%D	MAX %D
Diesel Range Organics [C10 - C28]	Ave	183902	178119		484	500	-3.1	20.0
n-Nonane	Ave	200626	213062		53.1	50.0	6.2	20.0

FORM VII
GC SEMI VOA CONTINUING CALIBRATION RETENTION TIME SUMMARY

Lab Name: TestAmerica Canton Job No.: 240-21987-1

SDG No.:

Lab Sample ID: CCV 240-78992/5 Calibration Date: 03/21/2013 17:16

Instrument ID: A2HP5R Calib Start Date: 03/11/2013 16:19

GC Column: ID: Calib End Date: 03/11/2013 18:22

Lab File ID: P5B21005.D

Analyte	RT	RT WINDOW	
		FROM	TO
Diesel Range Organics [C10 - C28]	9.09	4.85	13.34
n-Nonane	3.71	3.64	3.78

TestAmerica Canton
Target Compound Quantitation Report

Data File:	\\Ncchrom\ChromData\A2HP5R\20130321-18143.b\P5B21005.D		
Lims ID:	CCV DIESEL	Client ID:	
Inject. Date:	21-Mar-2013 17:16:04	Dil. Factor:	1.0000
Sample Type:	CCVRT		
Sample ID:	240-0018143-005		
Misc. Info.:			
Operator:	4275	Instrument ID:	A2HP5R
Injection Vol:	1.0 ul	ALS Bottle#:	55
Lims Batch ID:	78992	Lims Sample ID:	5
Sublist:	chrom-TPH5R*sub1		
Detector:	GC FID2B		
Method:	\\Ncchrom\ChromData\A2HP5R\20130321-18143.b\TPH5R.m		
Last Update:	22-Mar-2013 09:42:48	Calib Date:	11-Mar-2013 18:22:16
Quant Method:	External Standard	Quant By:	Initial Calibration
Last ICal File:	\\Ncchrom\ChromData\A2HP5R\20130311-17906.b\P5B11008.D		
Limit Group:	GC 8015C TPH ICAL		
Integrator:	Falcon		
Column Type:		Column Dia:	
Process Host:	XAWRK029		

RT	EXP RT	DLT RT	Response	On-Col Amt ng/ul	Flags
$ 8 n-Nonane					
3.713	3.713	0.000	10653085	53.1	
A 15 Diesel					
9.094	4.853 -	13.335	89059536	484.3	

Report Date: 22-Mar-2013 09:42:49 Chrom Revision: 2.0 01-Feb-2013 10:03:10

TestAmerica Canton

Data File:	\\Ncchrom\ChromData\A2HP5R\20130321-18143.b\P5B21005.D		
Injection Date:	21-Mar-2013 17:16:04	Limit Group:	GC 8015C TPH ICAL
Client ID:		Instrument ID:	A2HP5R
Lims Batch ID:	78992	Lims Sample ID:	5
Operator ID:	4275	Injection Vol:	1.0 ul
Column Type:		Column Dia:	
Y Scaling:			

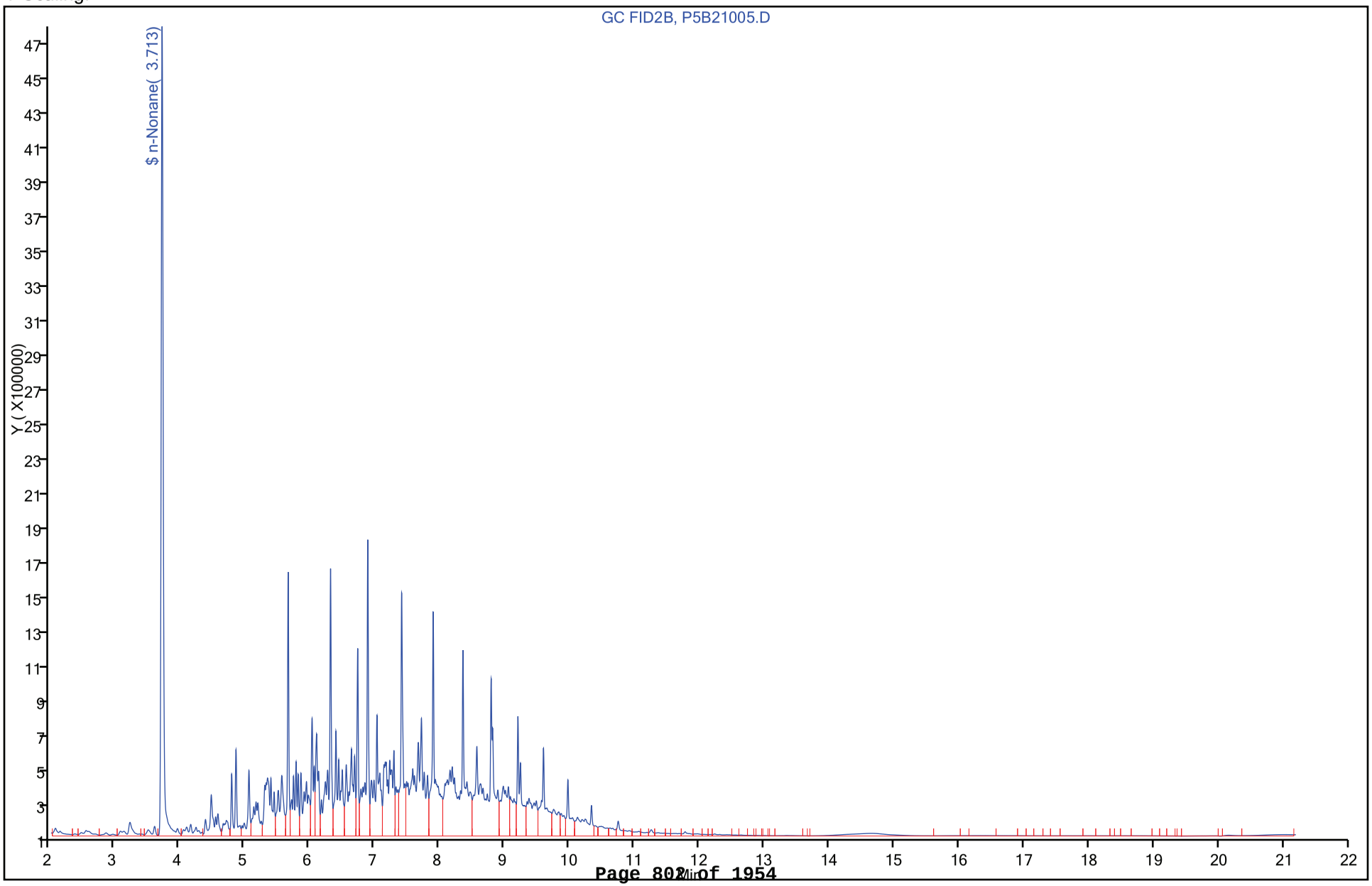

FORM VII
GC SEMI VOA CONTINUING CALIBRATION DATA

Lab Name: TestAmerica Canton Job No.: 240-21987-1

SDG No.:

Lab Sample ID: CCV 240-78992/8 Calibration Date: 03/21/2013 18:45

Instrument ID: A2HP5R Calib Start Date: 03/11/2013 16:19

GC Column: ID: Calib End Date: 03/11/2013 18:22

Lab File ID: P5B21008.D Conc. Units: ng/uL

ANALYTE	CURVE TYPE	AVE CF	CF	MIN CF	CALC AMOUNT	SPIKE AMOUNT	%D	MAX %D
Diesel Range Organics [C10 - C28]	Ave	183902	182416		496	500	-0.8	20.0
n-Nonane	Ave	200626	219067		54.6	50.0	9.2	20.0

FORM VII
GC SEMI VOA CONTINUING CALIBRATION RETENTION TIME SUMMARY

Lab Name: TestAmerica Canton Job No.: 240-21987-1

SDG No.:

Lab Sample ID: CCV 240-78992/8 Calibration Date: 03/21/2013 18:45

Instrument ID: A2HP5R Calib Start Date: 03/11/2013 16:19

GC Column: ID: Calib End Date: 03/11/2013 18:22

Lab File ID: P5B21008.D

Analyte	RT	RT WINDOW	
		FROM	TO
Diesel Range Organics [C10 - C28]	9.09	4.85	13.34
n-Nonane	3.71	3.64	3.78

TestAmerica Canton
Target Compound Quantitation Report

Data File:	\\Ncchrom\ChromData\A2HP5R\20130321-18143.b\P5B21008.D		
Lims ID:	CCV DIESEL	Client ID:	
Inject. Date:	21-Mar-2013 18:45:38	Dil. Factor:	1.0000
Sample Type:	CCV		
Sample ID:	240-0018143-008		
Misc. Info.:			
Operator:	4275	Instrument ID:	A2HP5R
Injection Vol:	1.0 ul	ALS Bottle#:	58
Lims Batch ID:	78992	Lims Sample ID:	8
Sublist:	chrom-TPH5R*sub1		
Detector:	GC FID2B		
Method:	\\Ncchrom\ChromData\A2HP5R\20130321-18143.b\TPH5R.m		
Last Update:	22-Mar-2013 09:42:50	Calib Date:	11-Mar-2013 18:22:16
Quant Method:	External Standard	Quant By:	Initial Calibration
Last ICal File:	\\Ncchrom\ChromData\A2HP5R\20130311-17906.b\P5B11008.D		
Limit Group:	GC 8015C TPH ICAL		
Integrator:	Falcon		
Column Type:		Column Dia:	
Process Host:	XAWRK029		

RT	EXP RT	DLT RT	Response	On-Col Amt ng/ul	Flags
$ 8 n-Nonane					
3.714	3.713	0.001	10953352	54.6	
A 15 Diesel					
9.094	4.853 - 13.335		91207773	496.0	

Report Date: 22-Mar-2013 09:42:50 Chrom Revision: 2.0 01-Feb-2013 10:03:10

TestAmerica Canton

Data File:	\\Ncchrom\ChromData\A2HP5R\20130321-18143.b\P5B21008.D		
Injection Date:	21-Mar-2013 18:45:38	Limit Group:	GC 8015C TPH ICAL
Client ID:		Instrument ID:	A2HP5R
Lims Batch ID:	78992	Lims Sample ID:	8
Operator ID:	4275	Injection Vol:	1.0 ul
Column Type:		Column Dia:	
Y Scaling:			

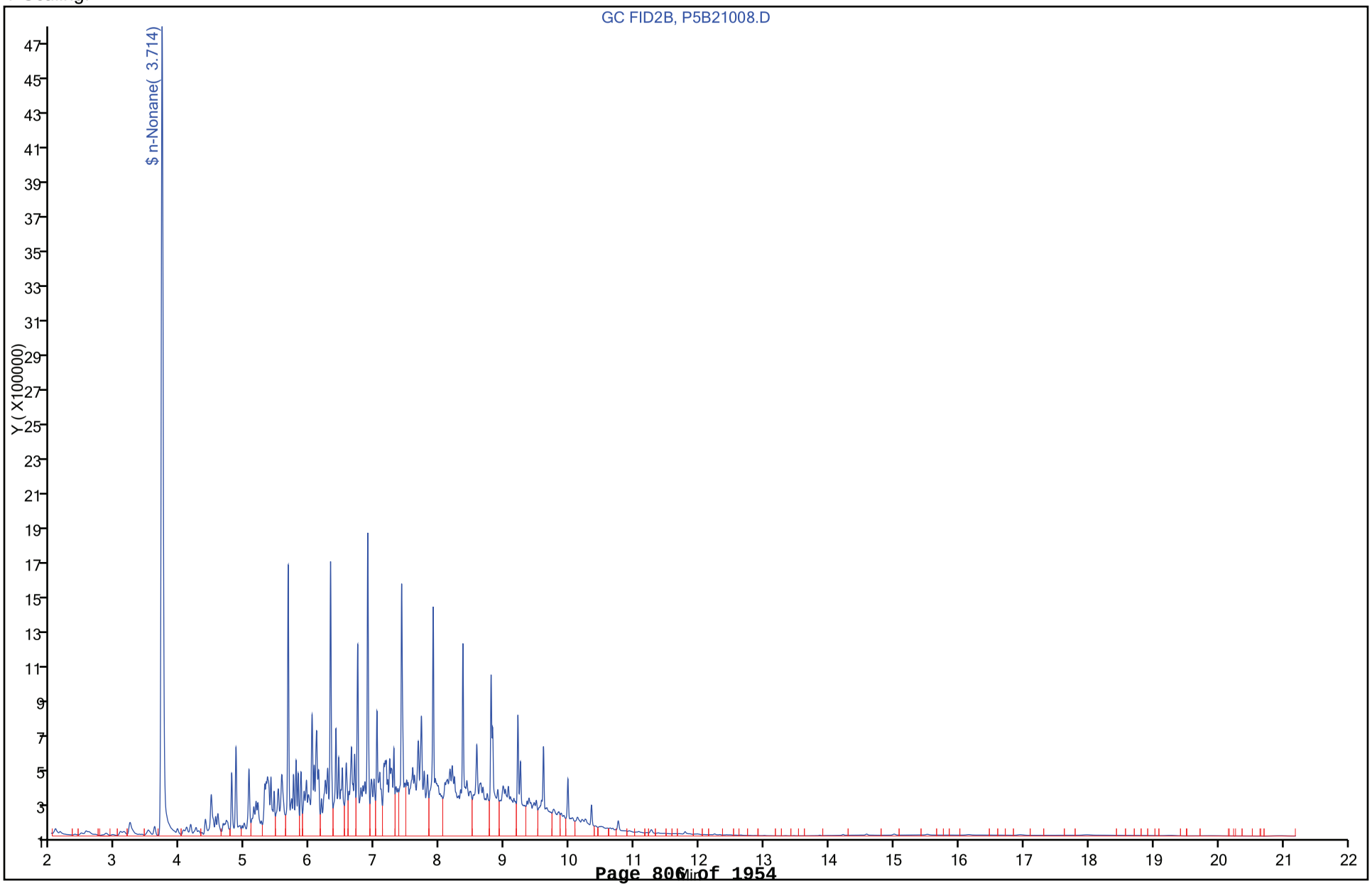

FORM VII
GC SEMI VOA CONTINUING CALIBRATION DATA

Lab Name: TestAmerica Canton Job No.: 240-21987-1

SDG No.:

Lab Sample ID: CCV 240-79092/4 Calibration Date: 03/22/2013 07:48

Instrument ID: A2HP5R Calib Start Date: 03/11/2013 16:19

GC Column: ID: Calib End Date: 03/11/2013 18:22

Lab File ID: P5B22004.D Conc. Units: ng/uL

ANALYTE	CURVE TYPE	AVE CF	CF	MIN CF	CALC AMOUNT	SPIKE AMOUNT	%D	MAX %D
Diesel Range Organics [C10 - C28]	Ave	183902	190819		519	500	3.8	20.0
n-Nonane	Ave	200626	226128		56.4	50.0	12.7	20.0

FORM VII
GC SEMI VOA CONTINUING CALIBRATION RETENTION TIME SUMMARY

Lab Name: TestAmerica Canton Job No.: 240-21987-1

SDG No.:

Lab Sample ID: CCV 240-79092/4 Calibration Date: 03/22/2013 07:48

Instrument ID: A2HP5R Calib Start Date: 03/11/2013 16:19

GC Column: ID: Calib End Date: 03/11/2013 18:22

Lab File ID: P5B22004.D

Analyte	RT	RT WINDOW	
		FROM	TO
Diesel Range Organics [C10 - C28]	9.09	4.85	13.33
n-Nonane	3.71	3.64	3.78

TestAmerica Canton
Target Compound Quantitation Report

Data File:	\\Ncchrom\ChromData\A2HP5R\20130322-18164.b\P5B22004.D		
Lims ID:	CCV DIESEL	Client ID:	
Inject. Date:	22-Mar-2013 07:48:15	Dil. Factor:	1.0000
Sample Type:	CCV		
Sample ID:	240-0018164-004		
Misc. Info.:			
Operator:	4275	Instrument ID:	A2HP5R
Injection Vol:	1.0 ul	ALS Bottle#:	54
Lims Batch ID:	79092	Lims Sample ID:	4
Sublist:	chrom-TPH5R*sub1		
Detector:	GC FID2B		
Method:	\\Ncchrom\ChromData\A2HP5R\20130322-18164.b\TPH5R.m		
Last Update:	22-Mar-2013 11:12:18	Calib Date:	11-Mar-2013 18:22:16
Quant Method:	External Standard	Quant By:	Initial Calibration
Last ICal File:	\\Ncchrom\ChromData\A2HP5R\20130311-17906.b\P5B11008.D		
Limit Group:	GC 8015C TPH ICAL		
Integrator:	Falcon		
Column Type:		Column Dia:	
Process Host:	XAWRK029		

RT	EXP RT	DLT RT	Response	On-Col Amt ng/ul	Flags
$ 8 n-Nonane					
3.714	3.713	0.001	11306420	56.4	
A 15 Diesel					
9.093	4.853 - 13.333		95409579	518.8	

Report Date: 22-Mar-2013 11:12:18 Chrom Revision: 2.0 01-Feb-2013 10:03:10

TestAmerica Canton

Data File:	\\Ncchrom\ChromData\A2HP5R\20130322-18164.b\P5B22004.D		
Injection Date:	22-Mar-2013 07:48:15	Limit Group:	GC 8015C TPH ICAL
Client ID:		Instrument ID:	A2HP5R
Lims Batch ID:	79092	Lims Sample ID:	4
Operator ID:	4275	Injection Vol:	1.0 ul
Column Type:		Column Dia:	
Y Scaling:			

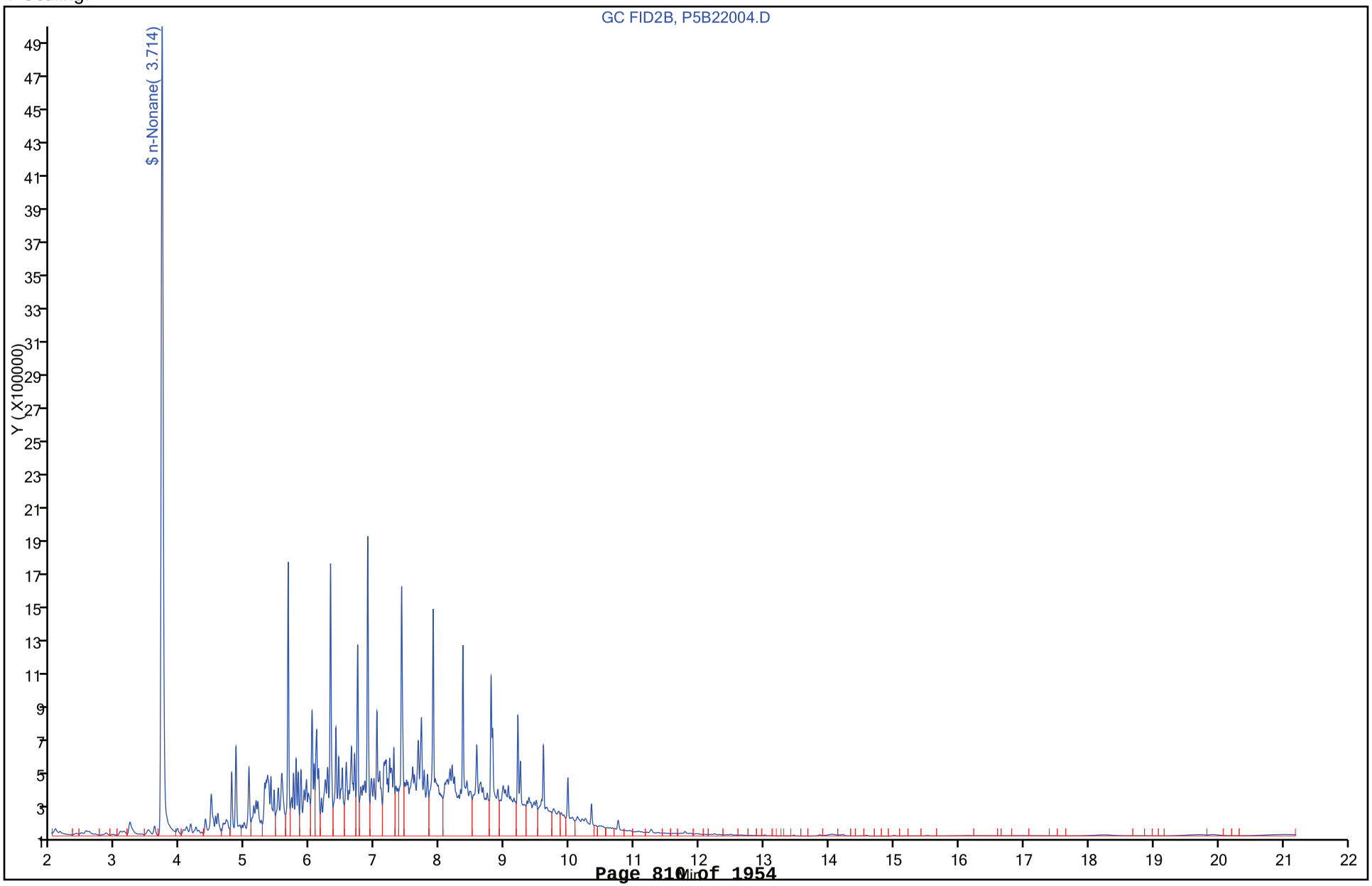

FORM VII
GC SEMI VOA CONTINUING CALIBRATION DATA

Lab Name: TestAmerica Canton Job No.: 240-21987-1

SDG No.:

Lab Sample ID: CCV 240-79092/10 Calibration Date: 03/22/2013 10:47

Instrument ID: A2HP5R Calib Start Date: 03/11/2013 16:19

GC Column: ID: Calib End Date: 03/11/2013 18:22

Lab File ID: P5B22010.D Conc. Units: ng/uL

ANALYTE	CURVE TYPE	AVE CF	CF	MIN CF	CALC AMOUNT	SPIKE AMOUNT	%D	MAX %D
Diesel Range Organics [C10 - C28]	Ave	183902	191028		519	500	3.9	20.0
n-Nonane	Ave	200626	226239		56.4	50.0	12.8	20.0

FORM VII
GC SEMI VOA CONTINUING CALIBRATION RETENTION TIME SUMMARY

Lab Name: TestAmerica Canton Job No.: 240-21987-1

SDG No.:

Lab Sample ID: CCV 240-79092/10 Calibration Date: 03/22/2013 10:47

Instrument ID: A2HP5R Calib Start Date: 03/11/2013 16:19

GC Column: ID: Calib End Date: 03/11/2013 18:22

Lab File ID: P5B22010.D

Analyte	RT	RT WINDOW	
		FROM	TO
Diesel Range Organics [C10 - C28]	9.09	4.85	13.33
n-Nonane	3.71	3.64	3.78

TestAmerica Canton
Target Compound Quantitation Report

Data File:	\\Ncchrom\ChromData\A2HP5R\20130322-18164.b\P5B22010.D		
Lims ID:	CCV DIESEL	Client ID:	
Inject. Date:	22-Mar-2013 10:47:47	Dil. Factor:	1.0000
Sample Type:	CCV		
Sample ID:	240-0018164-010		
Misc. Info.:			
Operator:	4275	Instrument ID:	A2HP5R
Injection Vol:	1.0 ul	ALS Bottle#:	60
Lims Batch ID:	79092	Lims Sample ID:	10
Sublist:	chrom-TPH5R*sub1		
Detector:	GC FID2B		
Method:	\\Ncchrom\ChromData\A2HP5R\20130322-18164.b\TPH5R.m		
Last Update:	22-Mar-2013 11:12:22	Calib Date:	11-Mar-2013 18:22:16
Quant Method:	External Standard	Quant By:	Initial Calibration
Last ICal File:	\\Ncchrom\ChromData\A2HP5R\20130311-17906.b\P5B11008.D		
Limit Group:	GC 8015C TPH ICAL		
Integrator:	Falcon		
Column Type:		Column Dia:	
Process Host:	XAWRK029		

RT	EXP RT	DLT RT	Response	On-Col Amt ng/ul	Flags
$ 8 n-Nonane					
3.713	3.713	0.000	11311950	56.4	
A 15 Diesel					
9.093	4.853 - 13.333		95514039	519.4	

Report Date: 22-Mar-2013 11:12:22 Chrom Revision: 2.0 01-Feb-2013 10:03:10

TestAmerica Canton

Data File:	\\Ncchrom\ChromData\A2HP5R\20130322-18164.b\P5B22010.D		
Injection Date:	22-Mar-2013 10:47:47	Limit Group:	GC 8015C TPH ICAL
Client ID:		Instrument ID:	A2HP5R
Lims Batch ID:	79092	Lims Sample ID:	10
Operator ID:	4275	Injection Vol:	1.0 ul
Column Type:		Column Dia:	
Y Scaling:			

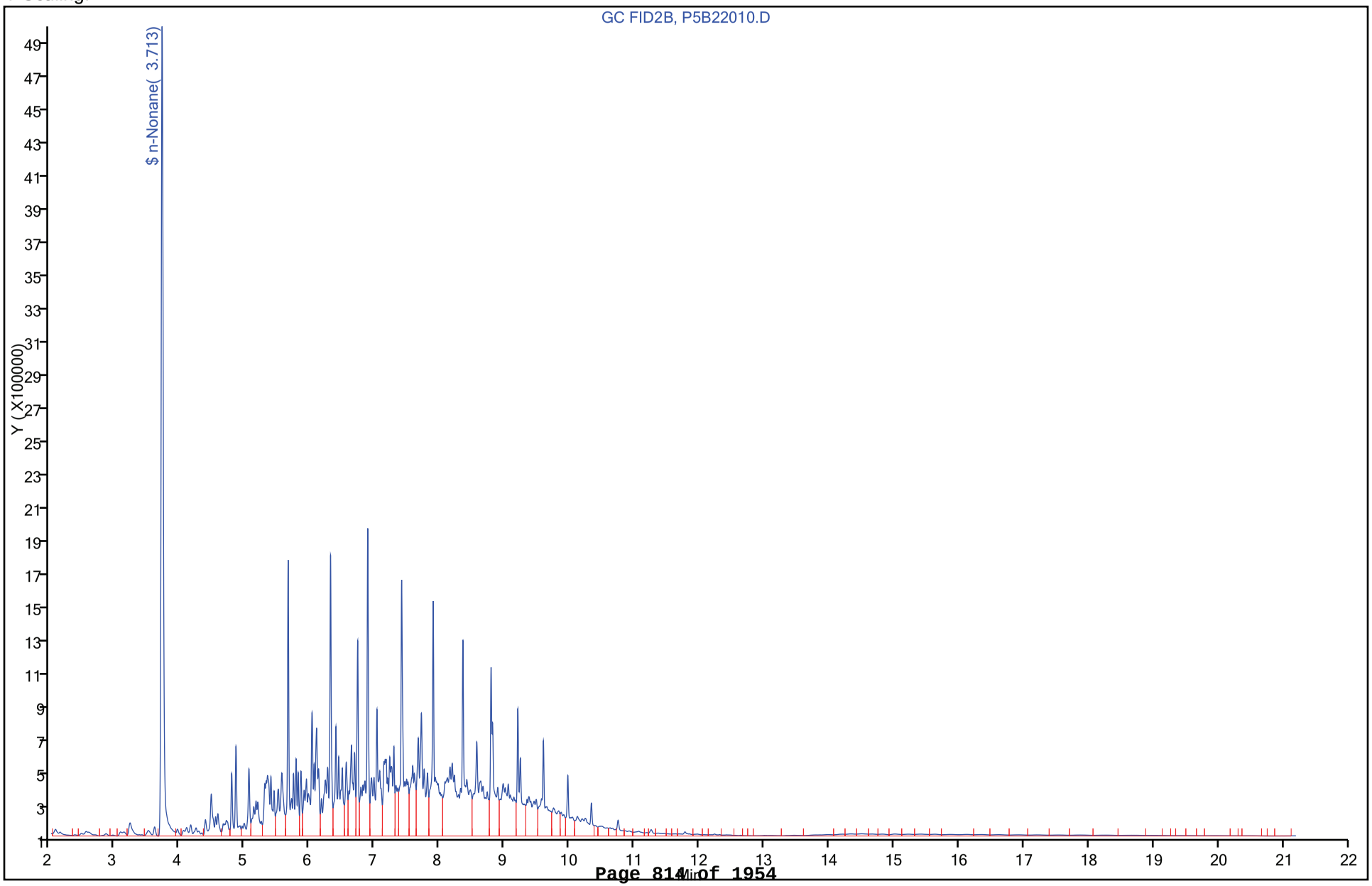

FORM VII
GC SEMI VOA CONTINUING CALIBRATION DATA

Lab Name: TestAmerica Canton Job No.: 240-21987-1

SDG No.:

Lab Sample ID: CCV 240-79092/13 Calibration Date: 03/22/2013 12:17

Instrument ID: A2HP5R Calib Start Date: 03/11/2013 16:19

GC Column: ID: Calib End Date: 03/11/2013 18:22

Lab File ID: P5B22013.D Conc. Units: ng/uL

ANALYTE	CURVE TYPE	AVE CF	CF	MIN CF	CALC AMOUNT	SPIKE AMOUNT	%D	MAX %D
Diesel Range Organics [C10 - C28]	Ave	183902	203240		553	500	10.5	20.0
n-Nonane	Ave	200626	242501		60.4	50.0	20.9*	20.0

FORM VII
GC SEMI VOA CONTINUING CALIBRATION RETENTION TIME SUMMARY

Lab Name: TestAmerica Canton Job No.: 240-21987-1

SDG No.:

Lab Sample ID: CCV 240-79092/13 Calibration Date: 03/22/2013 12:17

Instrument ID: A2HP5R Calib Start Date: 03/11/2013 16:19

GC Column: ID: Calib End Date: 03/11/2013 18:22

Lab File ID: P5B22013.D

Analyte	RT	RT WINDOW	
		FROM	TO
Diesel Range Organics [C10 - C28]	9.09	4.85	13.33
n-Nonane	3.71	3.64	3.78

TestAmerica Canton
Target Compound Quantitation Report

Data File:	\\Ncchrom\ChromData\A2HP5R\20130322-18164.b\P5B22013.D		
Lims ID:	CCV DIESEL	Client ID:	
Inject. Date:	22-Mar-2013 12:17:35	Dil. Factor:	1.0000
Sample Type:	CCV		
Sample ID:	240-0018164-013		
Misc. Info.:			
Operator:	4275	Instrument ID:	A2HP5R
Injection Vol:	1.0 ul	ALS Bottle#:	63
Lims Batch ID:	79092	Lims Sample ID:	13
Sublist:	chrom-TPH5R*sub1		
Detector:	GC FID2B		
Method:	\\Ncchrom\ChromData\A2HP5R\20130322-18164.b\TPH5R.m		
Last Update:	22-Mar-2013 13:55:17	Calib Date:	11-Mar-2013 18:22:16
Quant Method:	External Standard	Quant By:	Initial Calibration
Last ICal File:	\\Ncchrom\ChromData\A2HP5R\20130311-17906.b\P5B11008.D		
Limit Group:	GC 8015C TPH ICAL		
Integrator:	Falcon		
Column Type:		Column Dia:	
Process Host:	XAWRK029		

RT	EXP RT	DLT RT	Response	On-Col Amt ng/ul	Flags
$ 8 n-Nonane					
3.713	3.713	0.000	12125065	60.4	
A 15 Diesel					
9.093	4.853 - 13.333		101619788	552.6	

Report Date: 22-Mar-2013 13:55:17 Chrom Revision: 2.0 01-Feb-2013 10:03:10

TestAmerica Canton

Data File:	\\Ncchrom\ChromData\A2HP5R\20130322-18164.b\P5B22013.D		
Injection Date:	22-Mar-2013 12:17:35	Limit Group:	GC 8015C TPH ICAL
Client ID:		Instrument ID:	A2HP5R
Lims Batch ID:	79092	Lims Sample ID:	13
Operator ID:	4275	Injection Vol:	1.0 ul
Column Type:		Column Dia:	
Y Scaling:			

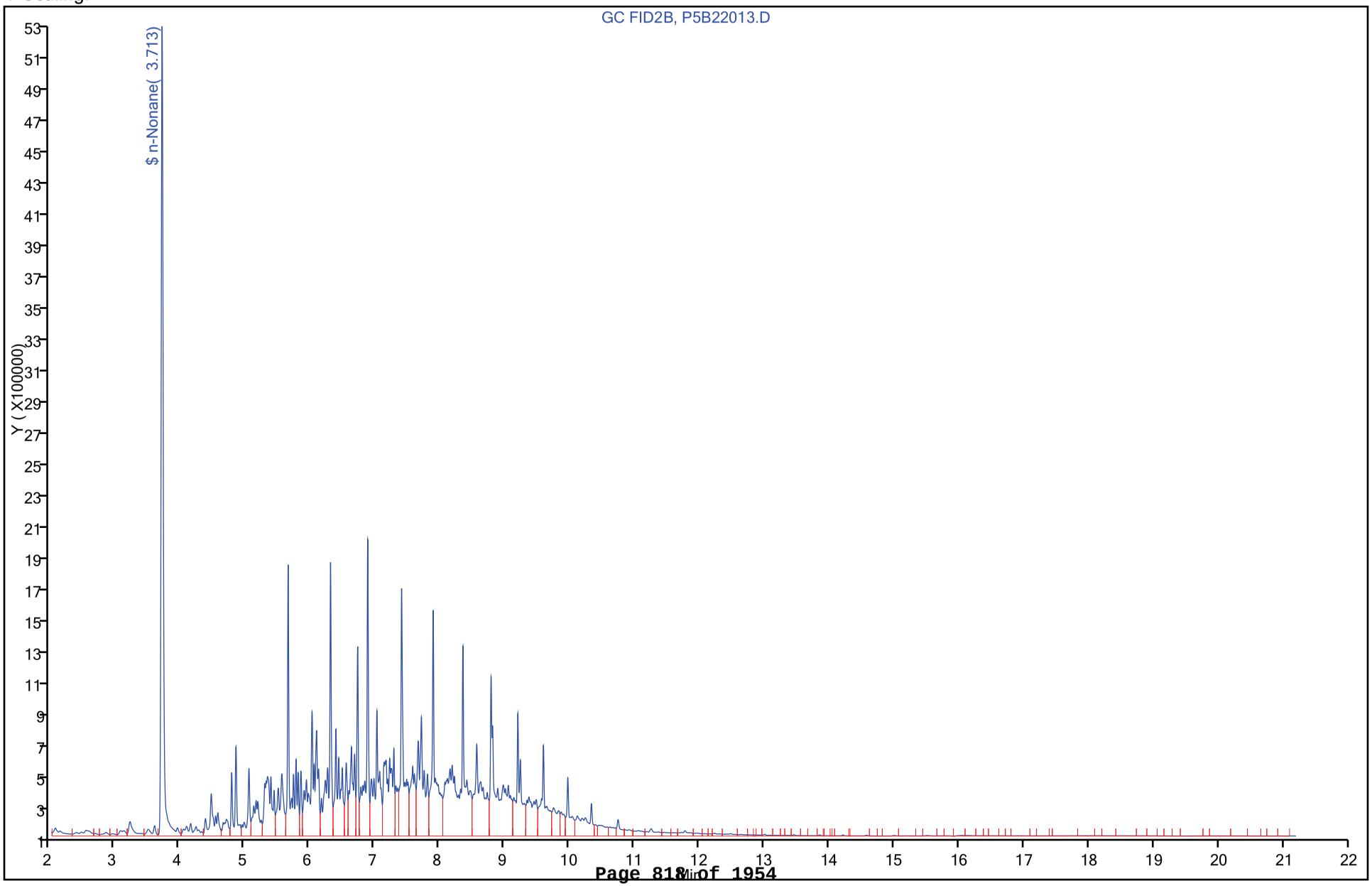

FORM I
GC SEMI VOA ORGANICS ANALYSIS DATA SHEET

Lab Name: TestAmerica Canton
Job No.: 240-21987-1
SDG No.:
Client Sample ID:
Lab Sample ID: MB 240-78624/21-A
Matrix: Water
Lab File ID: P5B22011.D
Analysis Method: 8015B_DRO/DOD
Date Collected:
Extraction Method: 3520C
Date Extracted: 03/18/2013 10:31
Sample wt/vol: 1000(mL)
Date Analyzed: 03/22/2013 11:17
Con. Extract Vol.: 5(mL)
Dilution Factor: 1
Injection Volume: 1(uL)
GC Column: ID:
% Moisture:
GPC Cleanup:(Y/N) N
Analysis Batch No.: 79092
Units: ug/L

CAS NO.	COMPOUND NAME	RESULT	Q	LOQ	LOD	DL
STL00115	C10-C20	240	U	500	240	240
STL00272	C20-C34	240	U	500	240	240

CAS NO.	SURROGATE	%REC	Q	LIMITS
111-84-2	n-Nonane	63		10-110

TestAmerica Canton
Target Compound Quantitation Report

Data File: \\Ncchrom\ChromData\A2HP5R\20130322-18164.b\P5B22011.D
Lims ID: MB 240-78624/21-A Client ID:
Inject. Date: 22-Mar-2013 11:17:42 Dil. Factor: 1.0000
Sample Type: MB
Sample ID:
Misc. Info.:
Operator: 4275 Instrument ID: A2HP5R
Injection Vol: 1.0 ul ALS Bottle#: 61
Lims Batch ID: 79092 Lims Sample ID: 11
Detector: GC FID2B

Method: \\Ncchrom\ChromData\A2HP5R\20130322-18164.b\TPH5R.m
Last Update: 22-Mar-2013 11:11:44 Calib Date: 11-Mar-2013 18:22:16
Quant Method: External Standard Quant By: Initial Calibration
Last ICal File: \\Ncchrom\ChromData\A2HP5R\20130311-17906.b\P5B11008.D
Limit Group: GC 8015C TPH ICAL
Integrator: Falcon
Column Type: Column Dia:
Process Host: XAWRK029

RT	EXP RT	DLT RT	Response	On-Col Amt ng/ul	Flags
1 Tetratetracontane					1
25.920					
A 2 C28-C36					
14.824	13.410 - 16.237		395378	0	
A 3 C10-C34					
	4.853 - 15.152				
A 4 C32-C44					
	14.484 - 25.920				
A 5 C12-C22					
	6.311 - 10.748				
A 6 C22-C32					
	10.748 - 14.484				
7 n-Octane					1
	2.669				
$ 8 n-Nonane					
3.714	3.713	0.001	12591925	62.8	
9 n-Decane					
4.856	4.853	0.003	45831	0	
10 Dodecane					1
	6.311				
11 n-Tetradecane					1
	7.408				
A 12 C10-C20					
	4.853 - 9.972				
13 Hexadecane					
8.371	8.353	0.018	7224	0	
A 14 C10-C28					
9.108	4.706 - 13.510		1089138	0	

RT	EXP RT	DLT RT	Response	On-Col Amt ng/ul	Flags
A 15 Diesel					
4.853 - 13.333					
16 n-Octadecane					1
9.201					
A 17 C10-C32					
4.853 - 14.484					
18 icosane					1
9.972					
19 n-Docosane					1
10.748					
A 20 C12-C24					
6.311 - 11.779					
21 n-Tetracosane					
11.732	11.779	-0.047	47141	0	
A 22 C20-C34					
10.088 - 15.152					
23 n-Hexacosane					
12.630	12.636	-0.006	24992	0	
24 n-Octacosane					
13.321	13.333	-0.012	34327	0	
25 Triacontane					
13.966	13.933	0.033	43899	0	
26 Dotriacontane					1
14.484					
27 Tetratriacontane					1
15.152					
A 28 C24-C40					
11.779 - 19.222					
29 n-Hexatriacontane					1
16.063					
30 C38					
17.320	17.354	-0.034	12433	0	
31 C40					1
19.222					
A 32 C20-C36					
9.972 - 16.063					
A 34 C24-C44					
11.779 - 25.920					
A 35 C10-C24					
4.806 - 12.016					

QC Flag Legend

Processing Flags
1 - Missing Peaks

Report Date: 22-Mar-2013 13:55:16 Chrom Revision: 2.0 01-Feb-2013 10:03:10

TestAmerica Canton

Data File:	\\Ncchrom\ChromData\A2HP5R\20130322-18164.b\P5B22011.D		
Injection Date:	22-Mar-2013 11:17:42	Limit Group:	GC 8015C TPH ICAL
Client ID:		Instrument ID:	A2HP5R
Lims Batch ID:	79092	Lims Sample ID:	11
Operator ID:	4275	Injection Vol:	1.0 ul
Column Type:		Column Dia:	
Y Scaling:			

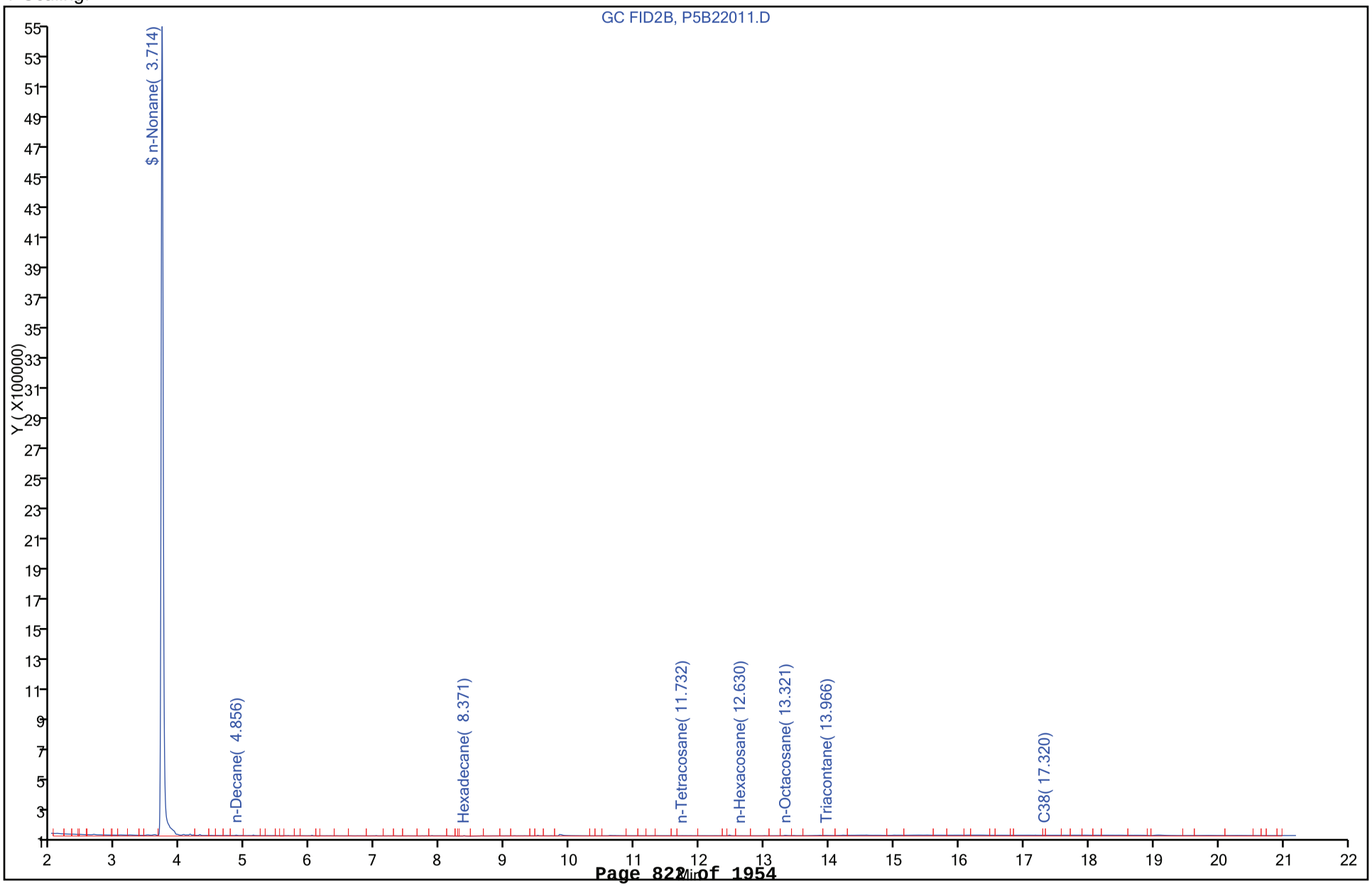

FORM I
GC SEMI VOA ORGANICS ANALYSIS DATA SHEET

Lab Name: TestAmerica Canton
Job No.: 240-21987-1
SDG No.:
Client Sample ID:
Lab Sample ID: LCS 240-78624/22-A
Matrix: Water
Lab File ID: P5B22012.D
Analysis Method: 8015B_DRO/DOD
Date Collected:
Extraction Method: 3520C
Date Extracted: 03/18/2013 10:31
Sample wt/vol: 1000(mL)
Date Analyzed: 03/22/2013 11:47
Con. Extract Vol.: 5(mL)
Dilution Factor: 1
Injection Volume: 1(uL)
GC Column: ID:
% Moisture:
GPC Cleanup:(Y/N) N
Analysis Batch No.: 79092
Units: ug/L

CAS NO.	SURROGATE	%REC	Q	LIMITS
111-84-2	n-Nonane	56		10-110

TestAmerica Canton
Target Compound Quantitation Report

Data File:	\\Ncchrom\ChromData\A2HP5R\20130322-18164.b\P5B22012.D		
Lims ID:	LCS 240-78624/22-A	Client ID:	
Inject. Date:	22-Mar-2013 11:47:31	Dil. Factor:	1.0000
Sample Type:	LCS		
Sample ID:	240-0018164-012		
Misc. Info.:			
Operator:	4275	Instrument ID:	A2HP5R
Injection Vol:	1.0 ul	ALS Bottle#:	62
Lims Batch ID:	79092	Lims Sample ID:	12
Detector:	GC FID2B		
Method:	\\Ncchrom\ChromData\A2HP5R\20130322-18164.b\TPH5R.m		
Last Update:	22-Mar-2013 11:11:44	Calib Date:	11-Mar-2013 18:22:16
Quant Method:	External Standard	Quant By:	Initial Calibration
Last ICal File:	\\Ncchrom\ChromData\A2HP5R\20130311-17906.b\P5B11008.D		
Limit Group:	GC 8015C TPH ICAL		
Integrator:	Falcon		
Column Type:		Column Dia:	
Process Host:	XAWRK029		

RT	EXP RT	DLT RT	Response	On-Col Amt ng/ul	Flags
$ 8 n-Nonane					
3.713	3.713	0.000	11138803	55.5	
A 15 Diesel					
9.093	4.853 - 13.333		71110032	386.7	

Report Date: 22-Mar-2013 13:55:17 Chrom Revision: 2.0 01-Feb-2013 10:03:10

TestAmerica Canton

Data File:	\\Ncchrom\ChromData\A2HP5R\20130322-18164.b\P5B22012.D		
Injection Date:	22-Mar-2013 11:47:31	Limit Group:	GC 8015C TPH ICAL
Client ID:		Instrument ID:	A2HP5R
Lims Batch ID:	79092	Lims Sample ID:	12
Operator ID:	4275	Injection Vol:	1.0 ul
Column Type:		Column Dia:	
Y Scaling:			

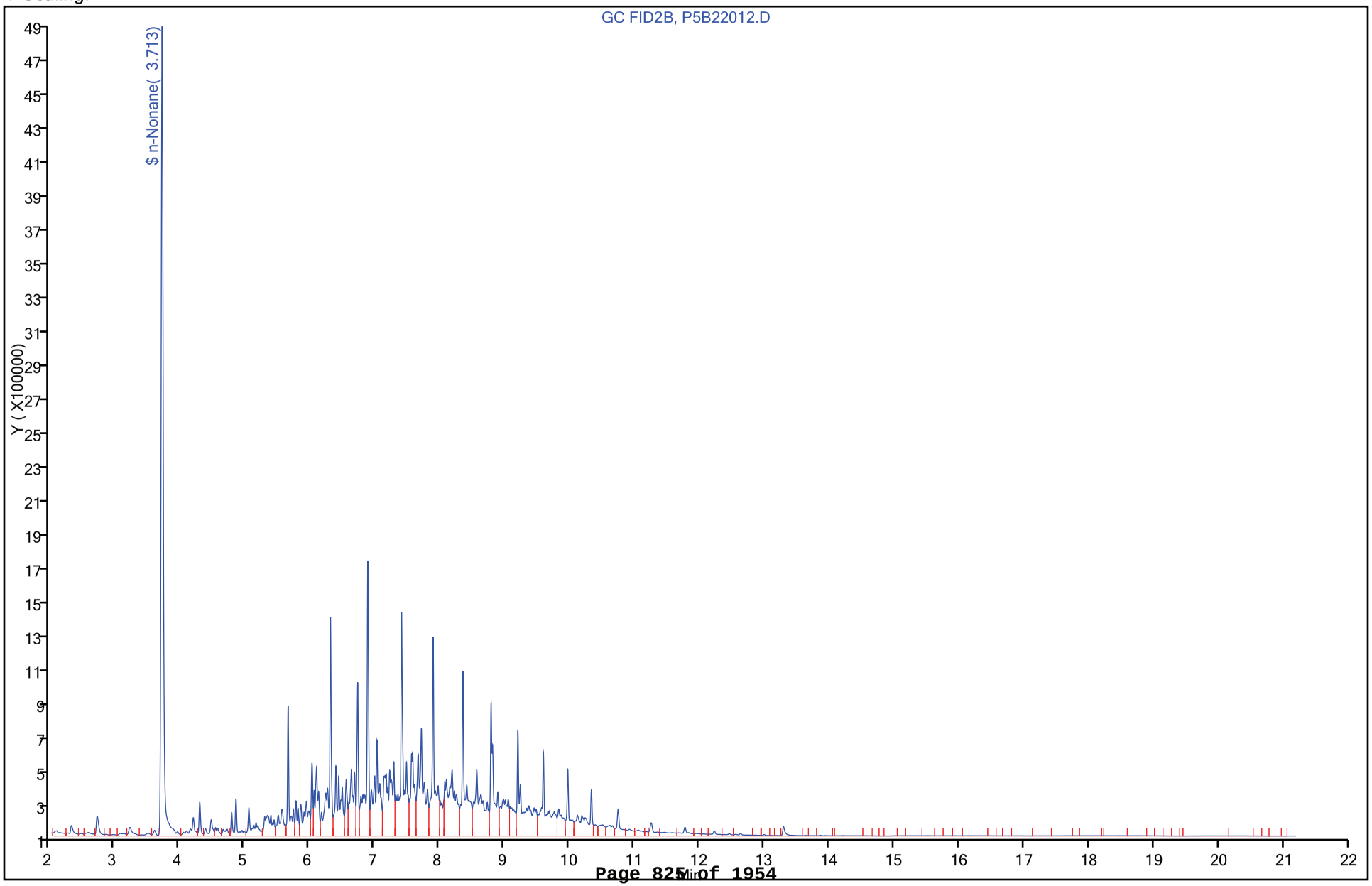

FORM I
GC SEMI VOA ORGANICS ANALYSIS DATA SHEET

Lab Name: TestAmerica Canton | Job No.: 240-21987-1

SDG No.:

Client Sample ID: | Lab Sample ID: MRL 240-78992/4

Matrix: Water | Lab File ID: P5B21004.D

Analysis Method: 8015B_DRO/DOD | Date Collected:

Extraction Method: | Date Extracted:

Sample wt/vol: 1(mL) | Date Analyzed: 03/21/2013 16:46

Con. Extract Vol.: | Dilution Factor: 1

Injection Volume: 1(uL) | GC Column: ID:

% Moisture: | GPC Cleanup:(Y/N) N

Analysis Batch No.: 78992 | Units: ng/uL

CAS NO.	COMPOUND NAME	RESULT	Q	LOQ	LOD	DL
STL00115	C10-C20	72.8	J	100	48	48
STL00272	C20-C34	48	U	100	48	48

CAS NO.	SURROGATE	%REC	Q	LIMITS
111-84-2	n-Nonane	102		70-130

TestAmerica Canton
Target Compound Quantitation Report

Data File: \\Ncchrom\ChromData\A2HP5R\20130321-18143.b\P5B21004.D
Lims ID: MRL
Client ID:
Inject. Date: 21-Mar-2013 16:46:04
Dil. Factor: 1.0000
Sample Type: MRL
Sample ID: 240-0018143-004
Misc. Info.:
Operator: 4275
Instrument ID: A2HP5R
Injection Vol: 1.0 ul
ALS Bottle#: 54
Lims Batch ID: 78992
Lims Sample ID: 4
Detector: GC FID2B

Method: \\Ncchrom\ChromData\A2HP5R\20130321-18143.b\TPH5R.m
Last Update: 22-Mar-2013 09:42:47
Calib Date: 11-Mar-2013 18:22:16
Quant Method: External Standard
Quant By: Initial Calibration
Last ICal File: \\Ncchrom\ChromData\A2HP5R\20130311-17906.b\P5B11008.D
Limit Group: GC 8015C TPH ICAL
Integrator: Falcon
Column Type:
Column Dia:
Process Host: XAWRK029

	RT	EXP RT	DLT RT	Response	On-Col Amt ng/ul	Flags
	1 Tetratetracontane					1
		25.920				
A	2 C28-C36					
	14.837	13.417	-16.257	525700	0	
A	3 C10-C34					
	10.004	4.853	- 15.155	17126552	93.1	
A	4 C32-C44					
		14.486	-25.920			
A	5 C12-C22					
	8.530	6.311	- 10.748	10886649	59.2	
A	6 C22-C32					
		10.748	-14.486			
	7 n-Octane					1
		2.660				
$	8 n-Nonane					
	3.713	3.713	0.000	2045104	10.2	
	9 n-Decane					
	4.852	4.853	-0.001	284495	0	
	10 Dodecane					
	6.311	6.311	0.000	803456	0	
	11 n-Tetradecane					
	7.407	7.407	0.000	845854	0	
A	12 C10-C20					
	7.391	4.853	- 9.972	13390320	72.8	
	13 Hexadecane					1
		8.353				
A	14 C10-C28					
	9.112	4.707	- 13.517	17027524	0	

RT	EXP RT	DLT RT	Response	On-Col Amt ng/ul	Flags
A 15 Diesel					
9.094	4.853 -	13.335	16800018	91.4	
16 n-Octadecane					
9.201	9.201	0.000	560063	0	
A 17 C10-C32					
9.670	4.853 -	14.486	17028849	92.6	
18 icosane					
9.972	9.972	0.000	206482	0	
19 n-Docosane					
10.751	10.748	0.003	72317	0	
A 20 C12-C24					
9.045	6.311 -	11.778	12090938	65.7	
21 n-Tetracosane					
11.785	11.778	0.007	37485	0	
A 22 C20-C34					
	9.972 -	15.155			
23 n-Hexacosane					1
	12.636				
24 n-Octacosane					
13.342	13.335	0.007	12680	0	
25 Triacontane					1
	13.934				
26 Dotriacontane					
14.511	14.486	0.025	55942	0	
27 Tetratriacontane					
15.176	15.155	0.021	51109	0	
A 28 C24-C40					
	11.778 -	19.228			
29 n-Hexatriacontane					1
	16.066				
30 C38					1
	17.358				
31 C40					1
	19.228				
A 32 C20-C36					
	9.972 -	16.066			
A 34 C24-C44					
	11.778 -	25.920			
A 35 C10-C24					
8.382	4.807 -	11.958	15739806	85.6	

QC Flag Legend

Processing Flags
1 - Missing Peaks

Report Date: 22-Mar-2013 09:42:48 Chrom Revision: 2.0 01-Feb-2013 10:03:10

TestAmerica Canton

Data File:	\\Ncchrom\ChromData\A2HP5R\20130321-18143.b\P5B21004.D		
Injection Date:	21-Mar-2013 16:46:04	Limit Group:	GC 8015C TPH ICAL
Client ID:		Instrument ID:	A2HP5R
Lims Batch ID:	78992	Lims Sample ID:	4
Operator ID:	4275	Injection Vol:	1.0 ul
Column Type:		Column Dia:	
Y Scaling:			

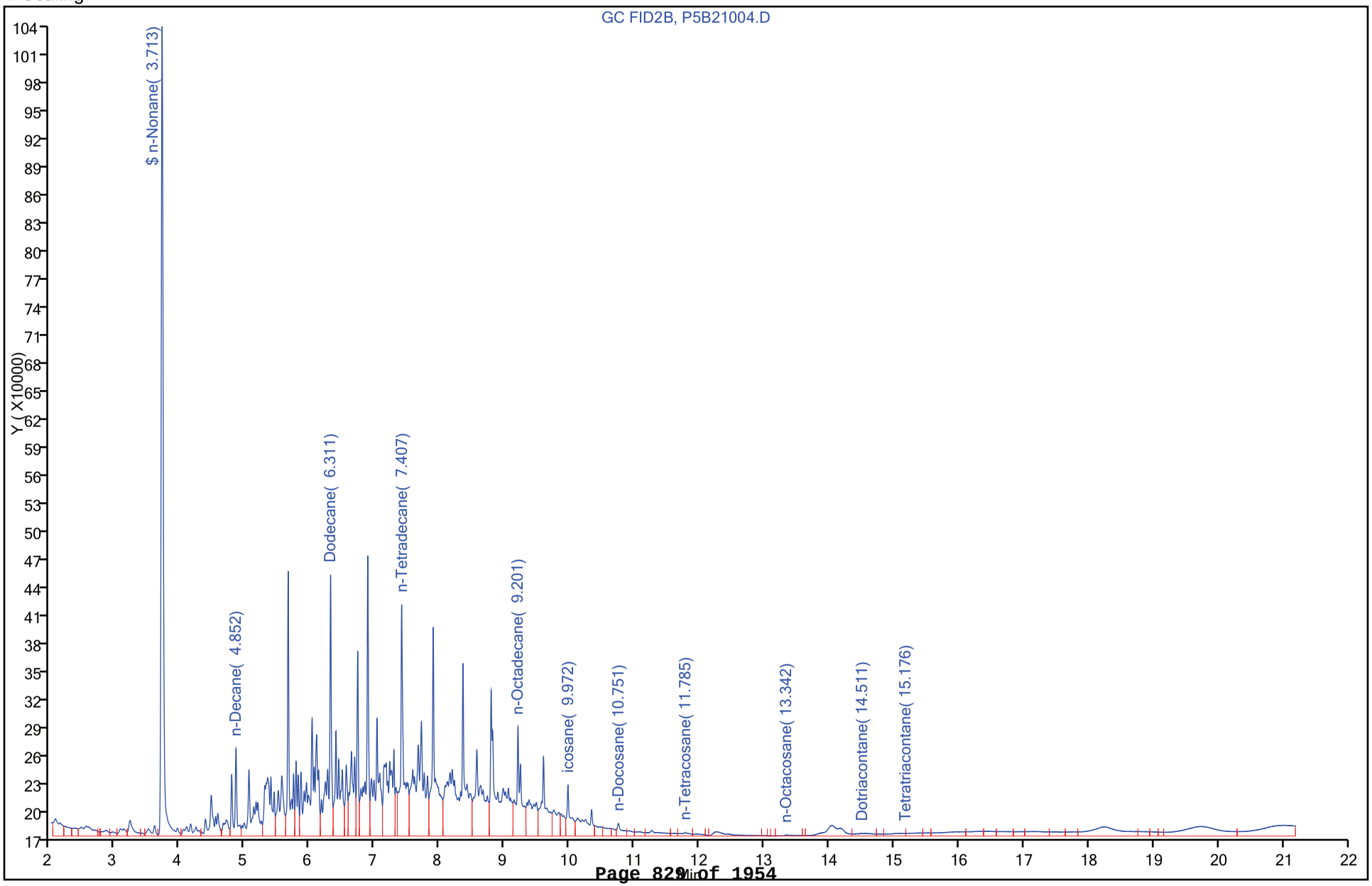

FORM I
GC SEMI VOA ORGANICS ANALYSIS DATA SHEET

Lab Name: TestAmerica Canton
Job No.: 240-21987-1
SDG No.:
Client Sample ID:
Lab Sample ID: MRL 240-78992/9
Matrix: Water
Lab File ID: P5B21009.D
Analysis Method: 8015B_DRO/DOD
Date Collected:
Extraction Method:
Date Extracted:
Sample wt/vol: 1(mL)
Date Analyzed: 03/21/2013 19:15
Con. Extract Vol.:
Dilution Factor: 1
Injection Volume: 1(uL)
GC Column: ID:
% Moisture:
GPC Cleanup:(Y/N) N
Analysis Batch No.: 78992
Units: ng/uL

CAS NO.	COMPOUND NAME	RESULT	Q	LOQ	LOD	DL
STL00115	C10-C20	76.5	J	100	48	48
STL00272	C20-C34	48	U	100	48	48

CAS NO.	SURROGATE	%REC	Q	LIMITS
111-84-2	n-Nonane	109		70-130

TestAmerica Canton
Target Compound Quantitation Report

Data File: \\Ncchrom\ChromData\A2HP5R\20130321-18143.b\P5B21009.D
Lims ID: MRL Client ID:
Inject. Date: 21-Mar-2013 19:15:24 Dil. Factor: 1.0000
Sample Type: MRL
Sample ID: 240-0018143-009
Misc. Info.:
Operator: 4275 Instrument ID: A2HP5R
Injection Vol: 1.0 ul ALS Bottle#: 59
Lims Batch ID: 78992 Lims Sample ID: 9
Detector: GC FID2B

Method: \\Ncchrom\ChromData\A2HP5R\20130321-18143.b\TPH5R.m
Last Update: 22-Mar-2013 09:42:50 Calib Date: 11-Mar-2013 18:22:16
Quant Method: External Standard Quant By: Initial Calibration
Last ICal File: \\Ncchrom\ChromData\A2HP5R\20130311-17906.b\P5B11008.D
Limit Group: GC 8015C TPH ICAL
Integrator: Falcon
Column Type: Column Dia:
Process Host: XAWRK029

RT	EXP RT	DLT RT	Response	On-Col Amt ng/ul	Flags
1 Tetratetracontane					1
25.920					
A 2 C28-C36					
14.837	13.417	-16.257	630759	0	
A 3 C10-C34					
10.004	4.853	- 15.155	18517089	100.7	
A 4 C32-C44					
	14.486	-25.920			
A 5 C12-C22					
8.530	6.311	- 10.748	11401117	62.0	
A 6 C22-C32					
	10.748	-14.486			
7 n-Octane					
2.625	2.660	-0.035	54108	0	
$ 8 n-Nonane					
3.713	3.713	0.000	2184001	10.9	
9 n-Decane					1
4.853					
10 Dodecane					
6.311	6.311	0.000	863350	0	
11 n-Tetradecane					
7.408	7.407	0.001	911368	0	
A 12 C10-C20					
7.412	4.853	- 9.972	14060587	76.5	
13 Hexadecane					1
8.353					
A 14 C10-C28					
9.112	4.707	- 13.517	18440793	0	

RT	EXP RT	DLT RT	Response	On-Col Amt ng/ul	Flags
A 15 Diesel					
9.094	4.853 -	13.335	18177303	98.8	
16 n-Octadecane					
9.200	9.201	-0.001	604703	0	
A 17 C10-C32					
9.670	4.853 -	14.486	18307333	99.5	
18 icosane					
9.971	9.972	-0.001	217783	0	
19 n-Docosane					
10.748	10.748	0.000	66490	0	
A 20 C12-C24					
9.045	6.311 -	11.778	12876697	70.0	
21 n-Tetracosane					
11.783	11.778	0.005	51666	0	
A 22 C20-C34					
	9.972 -	15.155			
23 n-Hexacosane					
12.642	12.636	0.006	6930	0	
24 n-Octacosane					1
	13.335				
25 Triacontane					1
	13.934				
26 Dotriacontane					1
	14.486				
27 Tetratriacontane					1
	15.155				
A 28 C24-C40					
	11.778 -	19.228			
29 n-Hexatriacontane					1
	16.066				
30 C38					1
	17.358				
31 C40					
19.271	19.228	0.043	96752	0	
A 32 C20-C36					
	9.972 -	16.066			
A 34 C24-C44					
	11.778 -	25.920			
A 35 C10-C24					
8.382	4.807 -	11.958	16837109	91.6	

QC Flag Legend

Processing Flags
1 - Missing Peaks

Report Date: 22-Mar-2013 09:42:51 Chrom Revision: 2.0 01-Feb-2013 10:03:10

TestAmerica Canton

Data File:	\\Ncchrom\ChromData\A2HP5R\20130321-18143.b\P5B21009.D		
Injection Date:	21-Mar-2013 19:15:24	Limit Group:	GC 8015C TPH ICAL
Client ID:		Instrument ID:	A2HP5R
Lims Batch ID:	78992	Lims Sample ID:	9
Operator ID:	4275	Injection Vol:	1.0 ul
Column Type:		Column Dia:	
Y Scaling:			

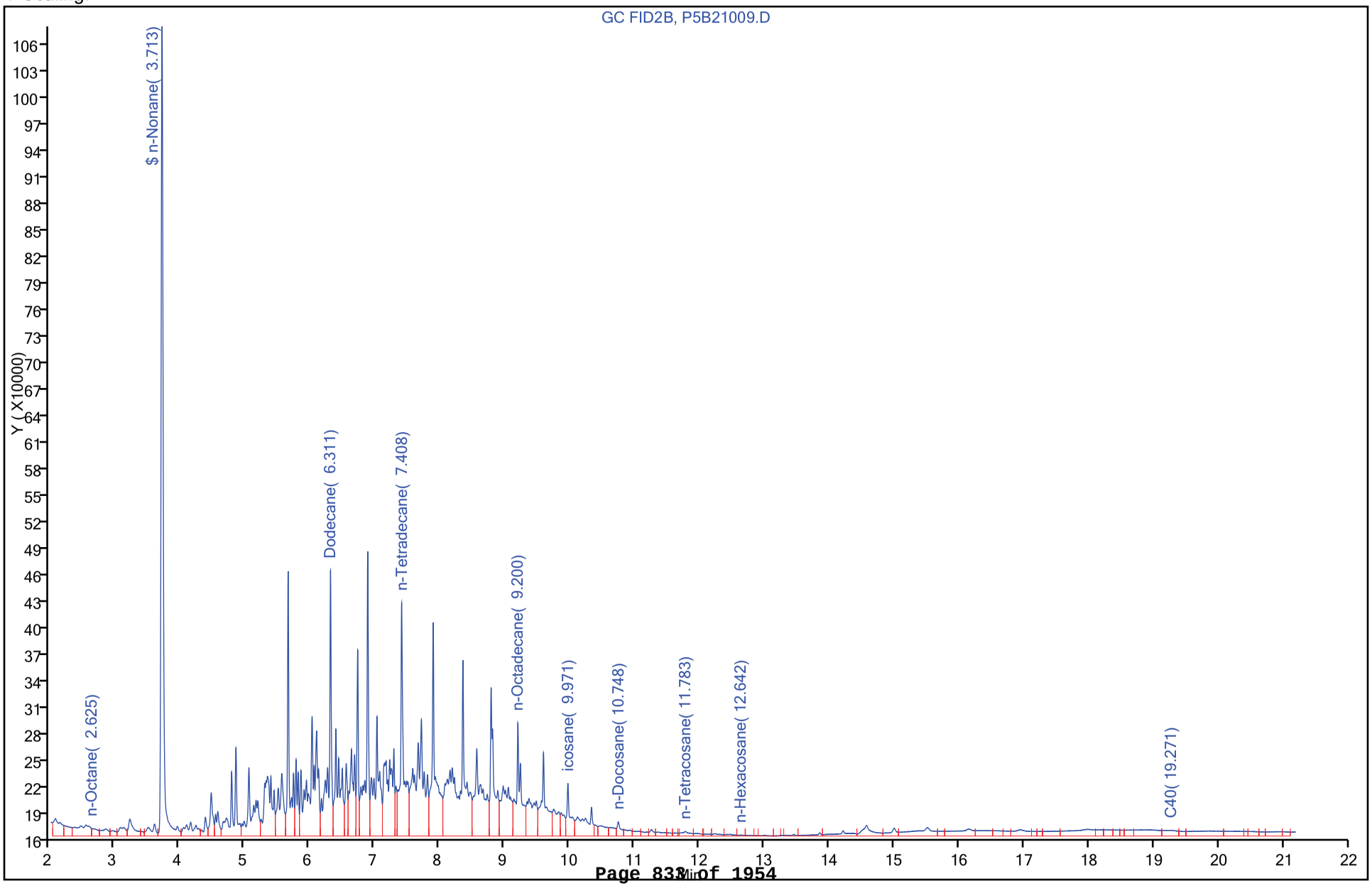

FORM I
GC SEMI VOA ORGANICS ANALYSIS DATA SHEET

Lab Name: TestAmerica Canton | Job No.: 240-21987-1

SDG No.:

Client Sample ID: | Lab Sample ID: MRL 240-79092/5

Matrix: Water | Lab File ID: P5B22005.D

Analysis Method: 8015B_DRO/DOD | Date Collected:

Extraction Method: | Date Extracted:

Sample wt/vol: 1(mL) | Date Analyzed: 03/22/2013 08:18

Con. Extract Vol.: | Dilution Factor: 1

Injection Volume: 1(uL) | GC Column: ID:

% Moisture: | GPC Cleanup:(Y/N) N

Analysis Batch No.: 79092 | Units: ng/uL

CAS NO.	COMPOUND NAME	RESULT	Q	LOQ	LOD	DL
STL00115	C10-C20	78.4	J	100	48	48
STL00272	C20-C34	48	U	100	48	48

CAS NO.	SURROGATE	%REC	Q	LIMITS
111-84-2	n-Nonane	106		70-130

TestAmerica Canton
Target Compound Quantitation Report

Data File: \\Ncchrom\ChromData\A2HP5R\20130322-18164.b\P5B22005.D
Lims ID: MRL
Client ID:
Inject. Date: 22-Mar-2013 08:18:04
Dil. Factor: 1.0000
Sample Type: MRL
Sample ID: 240-0018164-005
Misc. Info.:
Operator: 4275
Instrument ID: A2HP5R
Injection Vol: 1.0 ul
ALS Bottle#: 55
Lims Batch ID: 79092
Lims Sample ID: 5
Detector: GC FID2B

Method: \\Ncchrom\ChromData\A2HP5R\20130322-18164.b\TPH5R.m
Last Update: 22-Mar-2013 11:12:18
Calib Date: 11-Mar-2013 18:22:16
Quant Method: External Standard
Quant By: Initial Calibration
Last ICal File: \\Ncchrom\ChromData\A2HP5R\20130311-17906.b\P5B11008.D
Limit Group: GC 8015C TPH ICAL
Integrator: Falcon
Column Type:
Column Dia:
Process Host: XAWRK029

RT	EXP RT	DLT RT	Response	On-Col Amt ng/ul	Flags
1 Tetratetracontane					1
25.920					
A 2 C28-C36					
14.824	13.410 -	16.237	852294	0	
A 3 C10-C34					
10.002	4.853 -	15.152	18761057	102.0	
A 4 C32-C44					
14.484 -	25.920				
A 5 C12-C22					
8.530	6.311 -	10.748	11378403	61.9	
A 6 C22-C32					
10.748 -	14.484				
7 n-Octane					
2.689	2.669	0.020	25018	0	
$ 8 n-Nonane					
3.713	3.713	0.000	2132452	10.6	
9 n-Decane					
4.853	4.853	0.000	329448	0	
10 Dodecane					
6.311	6.311	0.000	841921	0	
11 n-Tetradecane					
7.407	7.408	-0.001	891975	0	
A 12 C10-C20					
7.412	4.853 -	9.972	14421361	78.4	
13 Hexadecane					
8.352	8.353	-0.001	743513	0	
A 14 C10-C28					
9.108	4.706 -	13.510	18305029	0	

RT	EXP RT	DLT RT	Response	On-Col Amt ng/ul	Flags
A 15 Diesel					
9.093	4.853 - 13.333		18040311	98.1	
16 n-Octadecane					
9.200	9.201	-0.001	505758	0	
A 17 C10-C32					
9.668	4.853 - 14.484		18353333	99.8	
18 icosane					1
	9.972				
19 n-Docosane					1
	10.748				
A 20 C12-C24					
9.045	6.311 - 11.779		12763896	69.4	
21 n-Tetracosane					
11.734	11.779	-0.045	152224	0	
A 22 C20-C34					
	9.972 - 15.152				
23 n-Hexacosane					
12.637	12.636	0.001	10248	0	
24 n-Octacosane					1
	13.333				
25 Triacontane					1
	13.933				
26 Dotriacontane					1
	14.484				
27 Tetratriacontane					
15.170	15.152	0.018	13894	0	
A 28 C24-C40					
	11.779 -19.222				
29 n-Hexatriacontane					1
	16.063				
30 C38					
17.386	17.354	0.032	14791	0	
31 C40					
19.256	19.222	0.034	9327	0	
A 32 C20-C36					
	9.972 - 16.063				
A 34 C24-C44					
	11.779 -25.920				
A 35 C10-C24					
8.411	4.806 - 12.016		16691382	90.8	

QC Flag Legend

Processing Flags
1 - Missing Peaks

Report Date: 22-Mar-2013 11:12:19 Chrom Revision: 2.0 01-Feb-2013 10:03:10

TestAmerica Canton

Data File:	\\Ncchrom\ChromData\A2HP5R\20130322-18164.b\P5B22005.D		
Injection Date:	22-Mar-2013 08:18:04	Limit Group:	GC 8015C TPH ICAL
Client ID:		Instrument ID:	A2HP5R
Lims Batch ID:	79092	Lims Sample ID:	5
Operator ID:	4275	Injection Vol:	1.0 ul
Column Type:		Column Dia:	
Y Scaling:			

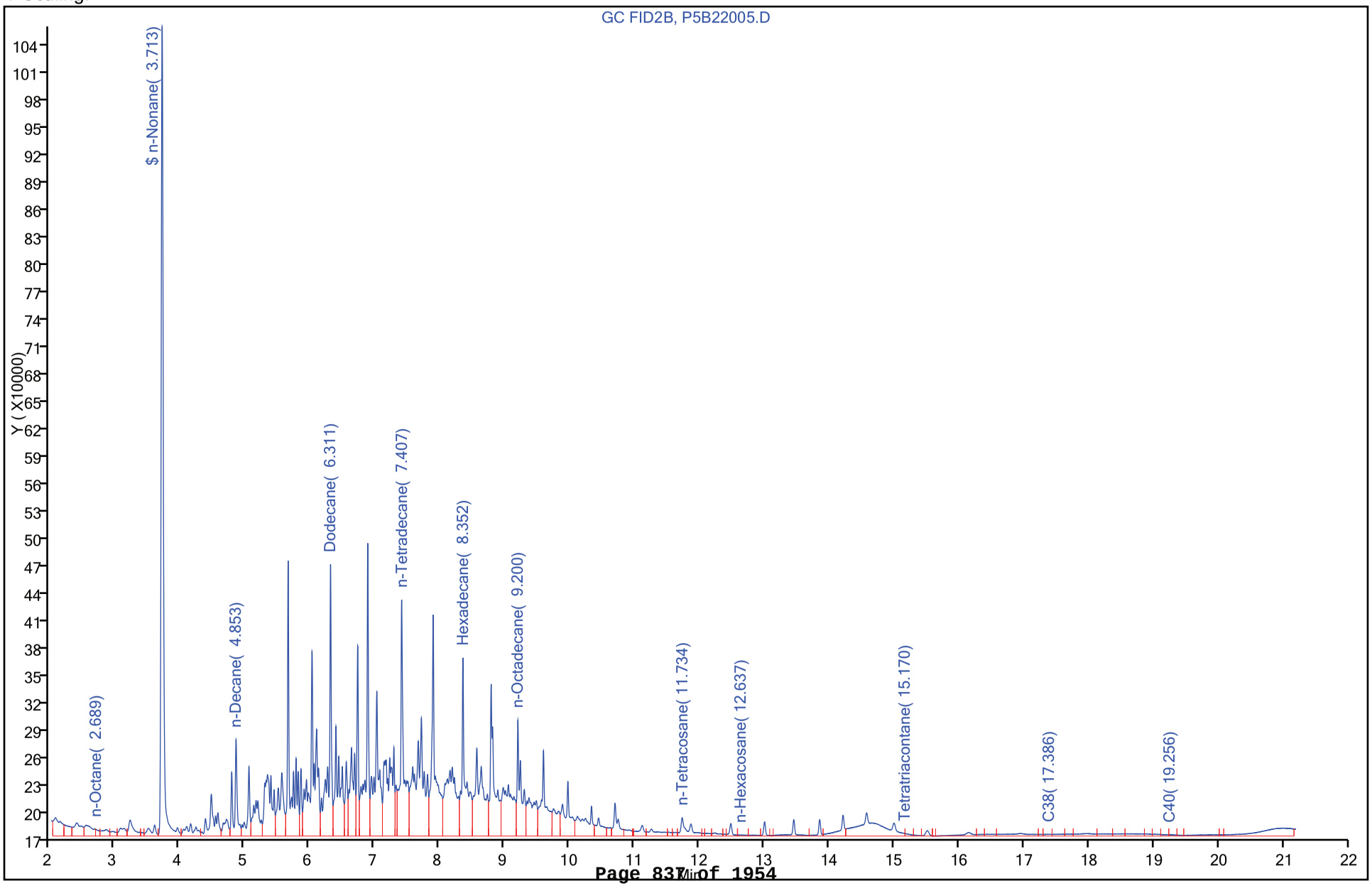

FORM I
GC SEMI VOA ORGANICS ANALYSIS DATA SHEET

Lab Name: TestAmerica Canton
Job No.: 240-21987-1
SDG No.:
Client Sample ID:
Lab Sample ID: MRL 240-79092/14
Matrix: Water
Lab File ID: P5B22014.D
Analysis Method: 8015B_DRO/DOD
Date Collected:
Extraction Method:
Date Extracted:
Sample wt/vol: 1(mL)
Date Analyzed: 03/22/2013 12:47
Con. Extract Vol.:
Dilution Factor: 1
Injection Volume: 1(uL)
GC Column: ID:
% Moisture:
GPC Cleanup:(Y/N) N
Analysis Batch No.: 79092
Units: ng/uL

CAS NO.	COMPOUND NAME	RESULT	Q	LOQ	LOD	DL
STL00115	C10-C20	77.9	J	100	48	48
STL00272	C20-C34	48	U	100	48	48

CAS NO.	SURROGATE	%REC	Q	LIMITS
111-84-2	n-Nonane	111	Q	70-130

TestAmerica Canton
Target Compound Quantitation Report

Data File: \\Ncchrom\ChromData\A2HP5R\20130322-18164.b\P5B22014.D
Lims ID: MRL
Client ID:
Inject. Date: 22-Mar-2013 12:47:32
Dil. Factor: 1.0000
Sample Type: MRL
Sample ID: 240-0018164-014
Misc. Info.:
Operator: 4275
Instrument ID: A2HP5R
Injection Vol: 1.0 ul
ALS Bottle#: 64
Lims Batch ID: 79092
Lims Sample ID: 14
Detector: GC FID2B

Method: \\Ncchrom\ChromData\A2HP5R\20130322-18164.b\TPH5R.m
Last Update: 22-Mar-2013 13:55:17
Calib Date: 11-Mar-2013 18:22:16
Quant Method: External Standard
Quant By: Initial Calibration
Last ICal File: \\Ncchrom\ChromData\A2HP5R\20130311-17906.b\P5B11008.D
Limit Group: GC 8015C TPH ICAL
Integrator: Falcon
Column Type:
Column Dia:
Process Host: XAWRK029

RT	EXP RT	DLT RT	Response	On-Col Amt ng/ul	Flags
1 Tetratetracontane					1
25.920					
A 2 C28-C36					
14.824	13.410	-16.237	421527	0	
A 3 C10-C34					
10.002	4.853	- 15.152	20056267	109.1	
A 4 C32-C44					
	14.484	-25.920			
A 5 C12-C22					
8.530	6.311	- 10.748	11440483	62.2	
A 6 C22-C32					
	10.748	-14.484			
7 n-Octane					1
2.669					
$ 8 n-Nonane					
3.712	3.713	-0.001	2229350	11.1	
9 n-Decane					1
4.853					
10 Dodecane					
6.310	6.311	-0.001	879501	0	
11 n-Tetradecane					
7.407	7.408	-0.001	852102	0	
A 12 C10-C20					
7.412	4.853	- 9.972	14328606	77.9	
13 Hexadecane					
8.352	8.353	-0.001	781143	0	
A 14 C10-C28					
9.108	4.706	- 13.510	19051557	0	

RT	EXP RT	DLT RT	Response	On-Col Amt ng/ul	Flags
A 15 Diesel					
9.093	4.853 -	13.333	18766221	102.0	
16 n-Octadecane					
9.200	9.201	-0.001	885007	0	
A 17 C10-C32					
9.668	4.853 -	14.484	19464606	105.8	
18 icosane					1
	9.972				
19 n-Docosane					1
	10.748				
A 20 C12-C24					
9.045	6.311 -	11.779	13089391	71.2	
21 n-Tetracosane					
11.733	11.779	-0.046	201573	0	
A 22 C20-C34					
	10.088 -	15.152			
23 n-Hexacosane					
12.637	12.636	0.001	31678	0	
24 n-Octacosane					
13.328	13.333	-0.005	19916	0	
25 Triacontane					
13.953	13.933	0.020	7996	0	
26 Dotriacontane					
14.435	14.484	-0.049	9338	0	
27 Tetratriacontane					1
	15.152				
A 28 C24-C40					
	11.779 -	19.222			
29 n-Hexatriacontane					1
	16.063				
30 C38					1
	17.354				
31 C40					
19.185	19.222	-0.037	23533	0	
A 32 C20-C36					
	9.972 -	16.063			
A 34 C24-C44					
	11.779 -	25.920			
A 35 C10-C24					
8.411	4.806 -	12.016	17200383	93.5	

QC Flag Legend

Processing Flags
1 - Missing Peaks

Report Date: 22-Mar-2013 13:55:18 Chrom Revision: 2.0 01-Feb-2013 10:03:10

TestAmerica Canton

Data File:	\\Ncchrom\ChromData\A2HP5R\20130322-18164.b\P5B22014.D		
Injection Date:	22-Mar-2013 12:47:32	Limit Group:	GC 8015C TPH ICAL
Client ID:		Instrument ID:	A2HP5R
Lims Batch ID:	79092	Lims Sample ID:	14
Operator ID:	4275	Injection Vol:	1.0 ul
Column Type:		Column Dia:	
Y Scaling:			

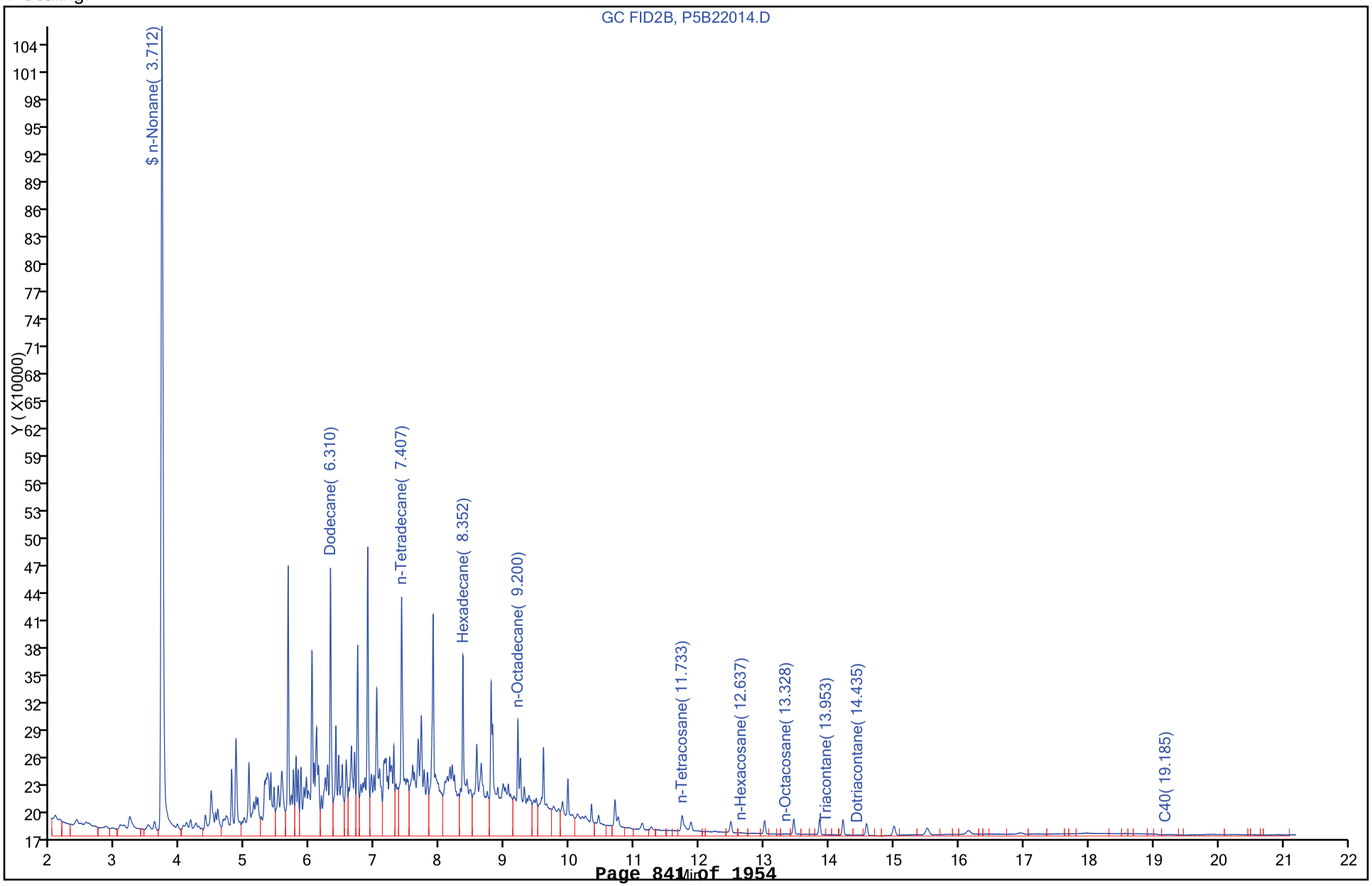

GC SEMI VOA ANALYSIS RUN LOG

Lab Name: TestAmerica Canton Job No.: 240-21987-1

SDG No.:

Instrument ID: A2HP5R Start Date: 03/11/2013 16:19

Analysis Batch Number: 77903 End Date: 03/11/2013 18:53

LAB SAMPLE ID	CLIENT SAMPLE ID	DATE ANALYZED	DILUTION FACTOR	LAB FILE ID	COLUMN ID
STD1 240-77903/4 IC		03/11/2013 16:19	1	P5B11004.D	
STD2 240-77903/5 IC		03/11/2013 16:50	1	P5B11005.D	
STD3 240-77903/6 IC		03/11/2013 17:20	1	P5B11006.D	
STD4 240-77903/7 IC		03/11/2013 17:51	1	P5B11007.D	
STD5 240-77903/8 IC		03/11/2013 18:22	1	P5B11008.D	
ICV 240-77903/9		03/11/2013 18:53	1	P5B11009.D	

GC SEMI VOA ANALYSIS RUN LOG

Lab Name: TestAmerica Canton Job No.: 240-21987-1

SDG No.:

Instrument ID: A2HP5R Start Date: 03/21/2013 16:46

Analysis Batch Number: 78992 End Date: 03/21/2013 19:15

LAB SAMPLE ID	CLIENT SAMPLE ID	DATE ANALYZED	DILUTION FACTOR	LAB FILE ID	COLUMN ID
MRL 240-78992/4		03/21/2013 16:46	1	P5B21004.D	
CCV 240-78992/5 CCVRT		03/21/2013 17:16	1	P5B21005.D	
240-21987-1	079-0007-0001-SOURCEW ATER	03/21/2013 17:45	1	P5B21006.D	
CCV 240-78992/8		03/21/2013 18:45	1	P5B21008.D	
MRL 240-78992/9		03/21/2013 19:15	1	P5B21009.D	

GC SEMI VOA ANALYSIS RUN LOG

Lab Name: TestAmerica Canton Job No.: 240-21987-1

SDG No.:

Instrument ID: A2HP5R Start Date: 03/22/2013 07:48

Analysis Batch Number: 79092 End Date: 03/22/2013 12:47

LAB SAMPLE ID	CLIENT SAMPLE ID	DATE ANALYZED	DILUTION FACTOR	LAB FILE ID	COLUMN ID
CCV 240-79092/4		03/22/2013 07:48	1	P5B22004.D	
MRL 240-79092/5		03/22/2013 08:18	1	P5B22005.D	
CCV 240-79092/10		03/22/2013 10:47	1	P5B22010.D	
MB 240-78624/21-A		03/22/2013 11:17	1	P5B22011.D	
LCS 240-78624/22-A		03/22/2013 11:47	1	P5B22012.D	
CCV 240-79092/13		03/22/2013 12:17	1	P5B22013.D	
MRL 240-79092/14		03/22/2013 12:47	1	P5B22014.D	

GC SEMI VOA BATCH WORKSHEET

Lab Name: TestAmerica Canton Job No.: 240-21987-1

SDG No.:

Batch Number: 78624 Batch Start Date: 03/18/13 12:00 Batch Analyst: Matthews, Brandon

Batch Method: 3520C Batch End Date: 03/19/13 06:00

Lab Sample ID	Client Sample ID	Method Chain	Basis	InitialAmount	FinalAmount	ReceivedpH	FirstAdjustpH	EXDIESELSPKW 00024	EXTPHSURR 00017
240-21987-O-1	079-0007-0001-SOURCEWATER	3520C, 8015B_DRO/DOD	T	1030 mL	5 mL	7	2		1 mL
MB 240-78624/21		3520C, 8015B_DRO/DOD		1000 mL	5 mL	7	2		1 mL
LCS 240-78624/22		3520C, 8015B_DRO/DOD		1000 mL	5 mL	7	2	1 mL	1 mL

Batch Notes	
Person's name who did the concentration	lah/cc/ac
Na2SO4 Lot Number	857426
Prep Solvent Lot #	890180

Basis	Basis Description
T	Total/NA

The pound sign (#) in the amount added field denotes that the reagent was used undiluted. All calculations are performed using the stated concentration for this reagent.